




# ***EMERGENCY ACTION PLANS***



## **INTRODUCTION**

---

Emergency situations may arise at anytime during athletic practices and events. Expedient action must be taken in order to provide the best possible care to the athletes in emergency and/or life threatening conditions. Preparation for emergency and/or life threatening conditions involves formulation of an emergency action plan, proper coverage of events, maintenance of appropriate emergency equipment and supplies, utilization of appropriate emergency medical personnel, and continuing education in the area of emergency response.

Through careful pre-participation physical screenings, adequate medical coverage, safe practice and training techniques and other safety avenues; potential emergencies may be averted. However, accidents and injuries are inherent with sports participation. Proper preparation on the part of the Department of Athletics will enable each emergency situation to be managed appropriately.

### **Emergency Action Plan Personnel:**

The first responder to an emergency situation is, typically, a member of the athletic training, coaching, strength, or physician staff. Certification in cardiopulmonary resuscitation (CPR), automated external deliberation (AED); first aid, prevention of disease transmission, and Emergency Action Plan review is recommended for any Department of Athletic personnel associated with practices, competitions, skills instruction, and strength and conditioning. Certification in cardiopulmonary resuscitation (CPR), automated external deliberation; prevention of disease transmission and Emergency Action Plan review is required for athletic training staff, strength staff and athletic training students.

In accordance with NCAA Bylaw 17.1.6, a member of the sports medicine staff with First Aid, CPR and AED training will be present for all physical countable athletically related activities (CARA). In addition, and in accordance with NCAA Bylaw 13.11.3.8.2, any physical voluntary/discretionary activity must have an athletics staff member with appropriate First Aid, CPR, and AED training present. Any member of the sports medicine staff, present and covering any physical athletic event (lifting, conditioning, punishment, practice, game, etc.) is “empowered to have unchallengeable authority to cancel or modify a workout for health and safety reasons (i.e. environmental changes), as he or she deems appropriate (NCAA Sports Medicine Guideline 1D; NCAA Bylaws 13.11.3.7.4/13.11.3.8.2)

### **Basic Emergency Response Team:**

Certified Athletic Trainer	Physician	Emergency Medical Technician
Athletic Training Student	Strength Coach	Coach

### **Basic roles of the emergency response team:**

#### **1. Immediate care of the athlete:**

The most qualified individual on the scene should provide or direct acute care. Individuals with lower credentials should yield to those with more appropriate training.

Life Threatening:	EMS personnel; team medical physician; certified athletic trainer; athletic training student; coach
-------------------	---

Orthopedic:	Team orthopedic physician; team medical physician; orthopedic fellow/resident; certified athletic trainer; athletic training student, coach
-------------	---

## **INTRODUCTION**

---

Medical: Team medical physician; team orthopedic physician; family medicine or orthopedic fellow/resident; certified athletic trainer; athletic training student, coach

### **2. EMS activation:**

This should be done as soon as the situation is deemed an emergency or a life-threatening event. Activating the EMS system may be done by anyone. However, the person chosen for this duty should be someone who is calm under pressure and who communicates well over the telephone. This person should also be familiar with the location of the injured person and the facility.

### **3. Equipment retrieval:**

Is done by a person who is familiar with the type and location of the specific emergency equipment needed.

### **4. Directing EMS to the scene:**

One person should be responsible for meeting emergency medical personnel as they arrive at the facility. This person should have keys to any locked gates or doors and should know the fastest access to the emergency scene.

## **Emergency Communication:**

Access to a working telephone, fixed or mobile, should be available during any team workout. The communications system should be checked prior to each practice or competition to ensure proper working order. A back-up communication plan should be in effect should there be failure of the primary communication system. The most common method of communication is a cellular phone. At any athletic venue, whether home or away, it is important to know the location of a workable telephone. Pre-arranged access to a phone should be established.

## **ON-CAMPUS**

Option 1: Blue Help Phone – direct communication to Public Safety Dispatch

Option 2: University Landline: Dial 911 – direct communication to Public Safety Dispatch

Option 3: Cell Phone: Dial 513-556-1111 – direct communication to Public Safety Dispatch

*\*Home Football Games: Direct Communication to EMS via two-way communications radio\**

## **OFF-CAMPUS**

Option 1: Landline: Dial 911 – direct communication to local emergency dispatch

Option 2: Cell Phone: Dial 911 – direct communication to local emergency dispatch

## ***INTRODUCTION***

---

### **Emergency Equipment:**

All necessary emergency equipment should be at the site and quickly accessible. Personnel should be familiar with the function and operation of emergency equipment on site. Equipment should be in good operating condition and checked on a regular basis. Equipment will be appropriate for the sport and venue.

Equipment should include, but is not limited to:

- AED
- Bag-Valve-Mask (BVM)
- Advanced Airway Tools
- Spine Board
- Splints
- First Aid/Bleeding Control Supplies

### **Transportation:**

For events occurring on the campus of the University of Cincinnati, a UC Health Air Care and Mobile Care EMS squad and personnel (or equivalent) will be designated to the field/court for intercollegiate sporting events. Advanced Life Support equipment and trained personnel are available with the unit. On-site EMS will be coordinated and scheduled through the Department of Athletics Facilities and Operation staff. EMS squads should have rapid access to the site and a cleared route for entering/exiting.

For events or practices occurring off-campus or for which an EMS unit is not designated, the 911 Emergency Dispatcher will determine the appropriate transport company (fire department, ambulance service, etc.) for the location.

In the emergency situation, determining transport decisions is the responsibility for the highest-level trained person on the scene. Department of Athletics' staff will not transport injured persons in inappropriate vehicles (personal). Care must be taken to ensure that the activity areas are supervised should the emergency care provider leave the site in transporting the injured person.

### **Hospital:**

#### University of Cincinnati Medical Center:

All home athletic venues are located on, or within a 30-minute drive, to the University of Cincinnati Campus. Therefore, the designated hospital for all UC Athletic practices and events is the University of Cincinnati Medical Center. All emergent transportations should report to the Level-1 Trauma Emergency Department located at:

234 Goodman Street, Cincinnati, Ohio 45219

## ***INTRODUCTION***

---

### **Media, Crowd and Family Members management:**

Event operations personnel and/or coaching personnel will maintain spectators at a distance that will allow emergency medical personnel access to the patient. Sports Communications personnel will move media to an appropriate site until a statement is available. A member of the coaching staff will escort family members to a private area and/or the hospital.

### **University of Cincinnati Emergency Operations Plan**

The University has a basic emergency operations plan regarding emergency management during an emergency or disaster situation. In addition the University has several emergency preparedness plans that address a wide range of hazards that may affect the university community. The full list of plans can be viewed at:

<http://www.uc.edu/publicsafety/staying-safe/preparedness.html>

### **Conclusion:**

The importance of being properly prepared when athletic emergencies arise cannot be stressed enough. An injured person's survival may hinge on the training and preparedness of Department of Athletic personnel. The Emergency Action Plan should be reviewed at least once a year with all athletic personnel. Through development and implementation of the emergency plan, the Department of Athletics ensures that student athletes will have the best possible care when an emergency situation does arise.

### ***Lightning***

1. The University of Cincinnati, Department of Athletics prohibits outdoor sports participation with lightning occurring within a 6-mile radius. Utilize the following options to determine participation:
  - University Notification System (via text message)
  - RadarScope or NOAA Radar cell phone application
  - On-Field Lightning Detector
  - Flash-to-Bang
    - Count the number of seconds between the flash and noise; divide by 5. This gives the approximate mileage away lightning is located from your area
2. If a severe weather watch or warning is issued you should not be outdoors.
3. If a warning is issued, immediately evacuate all personnel to a safe structure. If on-campus use Fifth Third Arena, Richard E. Lindner Center, or Marge Schott Stadium, or the nearest stationary and covered building. If off-campus, identify a safe structure to move your team/athletes to.
4. Remain in those structures until the authorities have issued a statement that it is safe to resume outdoor activities.
  - Return to activity will be collaborated between Facilities and Sports Medicine staff and officials (when applicable)
  - Lightning experts and the NCAA recommend waiting 30-minutes after the last strike

### ***Tornado / High Wind***

1. If a watch is issued, the media will issue instructions from the National Weather Service Center. Be aware that there can be a sudden change without advance warning. Outside activity must be canceled during a tornado watch.
2. If a warning is issued, immediately evacuate all personnel to a safe structure. Go to an inside room away from doors and windows. If on campus use lower levels of Fifth Third Arena, Richard E. Lindner Center, or Marge Schott Stadium. If off campus, identify a safe structure to move your team / athletes to.
3. Remain in those structures until the authorities have issued a statement that it is safe to resume outdoor activities.

### ***Snow Emergency***

The University of Cincinnati, Department of Athletics is generally exempt from announcements of campus closings, unless specifically decided and indicated from the University President, Athletic Director and/or their designee(s). Cancellation of athletic events is the determination of the University President, Athletic Director and/or their designees. All meetings, practices, and conditioning sessions are recommended to follow the campus announcement for University Closure. However, a team may conduct such meetings, practices, and conditioning sessions at the coach and student-athlete's discretion. No coach, staff member, or student-athlete may be mandated to report and may not be punished for not attending.

## ***INCLEMENT WEATHER POLICY***

---

In the event of a Level 3 – Snow Emergency through the City of Cincinnati and/or Hamilton County, all athletics events should be postponed or cancelled until the Snow Emergency level is decreased or eliminated.

University of Cincinnati Snow Emergency Policy and Procedures

[http://www.uc.edu/content/dam/uc/publicsafety/docs/Snow\\_Emergency\\_Policy\\_and\\_Procedures.pdf](http://www.uc.edu/content/dam/uc/publicsafety/docs/Snow_Emergency_Policy_and_Procedures.pdf)

### ***Cold Stress/Cold Exposure***

In accordance with the NATA Position Statement on Environmental Cold Injuries and the NCAA Guideline 2b, the University of Cincinnati Department of Athletics Sports Medicine Team will reference the National Weather Service's Wind Chill Chart when considering Cold Stress/ Cold Exposure. The following steps will be followed in attempts to decrease cold exposure and the consequences of cold stress/cold exposure:

1. Participants will be educated in prevention measures
  - a. Dress in layers: wicking fabrics close to skin, wool layers for warmth and finally a wind- blocking material to prevent wind chill.
2. Conditions in which the air temperature is  $\leq 30$  degrees Fahrenheit
  - a. The UCSM staff member will be aware of the potential for cold injury and notify appropriate personnel of the potential
3. Conditions in which the air temperature is  $\leq 25$  degrees Fahrenheit
  - a. A member of the UC Athletic Department will provide additional protective clothing in an effort to cover as much exposed skin as is practical.
  - b. Opportunities for re-warming will be made available
4. Conditions in which the air temperature is  $\leq 15$  degrees Fahrenheit
  - a. The on-site decision making team (OSDM) will collaborate to modify activity to limit exposure or to allow more frequent opportunities to re-warm
5. Conditions in which the air temperature is  $\leq 0$  degrees Fahrenheit
  - a. The OSDM will collaborate to consider terminating, relocating or rescheduling activity

### ***Heat Stress/ Heat Exposure***

In accordance with the NATA's Position Statement of Exertional Heat Illness and the NCAA's Guideline 2c, the University of Cincinnati Department of Athletics Sports Medicine Team will follow the recommended practices of:

1. A pre-participation physical, and subsequent annual health appraisal, will be completed prior to the start of conditioning sessions or any practice sessions.
  - a. A history of any heat related illnesses or the presence of the Sickle Cell Trait will be noted and considered during any training session or competition.

## ***INCLEMENT WEATHER POLICY***

---

2. Student- athletes will be exposed to a gradual acclimatization period at the start of conditioning, practice or other training session
3. Frequent rest periods will be scheduled during periods of high heat/humidity intensity
4. Sling Psychrometers will be utilized at intervals to identify the air temperature and the humidity, to help identify any modifications that may need to be made.
5. Access to hydration and shade will be made readily available
6. Pre and Post-Practice student- athlete weights will be recording during periods of high environmental stress. This will help identify progressive dehydration and loss of body fluids.
  - a. Those who lose  $\geq$  *five percent of their body weight* will be evaluated and may undergo activity modification until rehydration has occurred.



## ***EMERGENCY ACTION PLAN: ARMORY FIELDHOUSE***

**Address:** 121 WEST DANIELS STREET, CINCINNATI, OH 45221  
- Track and Field, All Sports Auxiliary

### **Venue Directions:**

Armory Fieldhouse is located adjacent to Fifth Third Arena and next to the CRC dorm. From Jefferson Avenue, enter campus via West University Avenue. Go through the circle drive and onto the University Way sidewalk. Make an immediate Left (south) onto the Sigma Lane sidewalk, just past French West. Continue on Sigma Lane, just past the CRC dorm, on the right. Access to the building is at the lift gate located in the Northwest corner of the building.



### **Emergency Personnel:**

Certified athletic trainer(s) and Athletic Training Student(s) on-call for practices, on-site for events and pole vault

EMS on-call for events and practices

Physician(s) on-call for events and practices

### **Emergency Communication:**

**Blue Help Phone:** Fifth Third/Armory Entrance (southwest corner)  
**Cellular:** Department of Athletics staff; student-athletes

***\*If athletic trainer is not on-site call 911 then call 513-556-4352 to reach the Athletic Training Room or call athletic trainer\****

### **Emergency Equipment:**

**Practices:** First Aid Kit available upon request from Athletic Training Room

**Events:** Athletic Training Medical Kit and AED

### **Role of First Responders:**

1. Immediate care of the injured or ill student-athlete
2. Emergency equipment retrieval
3. Activation of emergency medical system (EMS): call 911 from cellular phone or use Blue Help Phone (provide name, address, telephone number, number of individuals injured, condition of injured, first aid treatment, specific directions, other information as needed)
4. Open access gate in northwest corner of building
5. Scene Control: limit scene to first aid providers and move bystanders away from area

**Inclement Weather "Safe Area":** Designated "safe-area" in restrooms in southeast and southwest of building

### **Evacuation Route to Lindner Athletic Training Room**

Exit Armory Fieldhouse at the southwest corner of building, into Fifth Third Arena, follow hallway straight (toward Nippert Stadium) until dead-ends, then take hallway on left toward the Lindner Center, take ramp on right, across from Football Locker Room. Athletic Training Room on left, suite 265

## ***EMERGENCY ACTION PLAN: FIFTH THIRD ARENA - FLOOR 1***

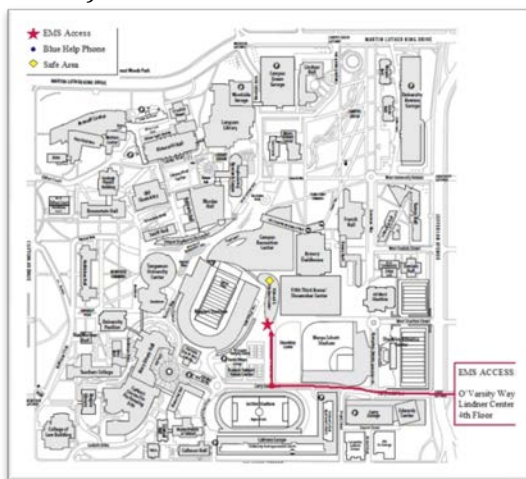
### **Address:**

2700 O'VARSITY WAY, CINCINNATI, OH 45221

- Football Weight Room – 120, Olympic Weight Room – 103, Golf Room – 110

### **Venue Directions:**

Located on Second Floor of the Fifth Third Arena are the Football Locker Room and Equipment Rooms as well as several additional locker rooms for Football Coaches and Support Staff, Cheerleading, Dance, and Visiting Teams. Emergency access to facility is via the Richard E. Lindner 4th Floor. From Jefferson Avenue, enter campus at West Corry Blvd and continue past the Baseball Stadium. Turn right onto O'Varsity Way, across from the Gettler Soccer Stadium. Enter the Lindner Center at the 4<sup>th</sup> Floor and take the elevators to the first floor. Follow the hallway to the left and go up ramp into Fifth Third Arena. Take hallway to the right to rooms 103 (Olympic Weight Room), 110 (Golf Room), 120 (Football Weight Room).



### **Emergency Personnel:**

Certified athletic trainer(s) and Athletic Training Student(s) on-site in facility or Lindner Center Athletic Training Room, Rm 265

Physician(s) on-call or on-site in Lindner Center Athletic Training Room, Rm 265

EMS on-call

### **Emergency Communication:**

Blue Help Phone:

Push Button:

Landline:

Dial 911: Strength Staff Offices

Cellular:

Dial 556-1111: athletics personnel; student-athlete

***\*If athletic trainer is not on-site call 911 then call 513-556-4352 to reach the Athletic Training Room or call athletic trainer\****

### **Emergency Equipment:**

AED and First Aid Kit available in Lindner Center Athletic Training Room, Rm 265

### **Role of First Responders:**

1. Immediate care of the injured or ill student-athlete
2. Emergency equipment retrieval
3. Activation of emergency medical system (EMS): Push Blue Help Phone button or call 911 from landline or call 513-556-111 from cell phone (provide name, address, telephone number, number of individuals injured, condition of injured, first aid treatment, specific directions, other information as needed)
4. Designate individual to meet EMS on 4<sup>th</sup> Floor of Lindner Center
5. Scene Control: limit scene to first aid providers and move bystanders away from area

**Inclement Weather "Safe Area":** Interior Hallways of first floor

### **Evacuation Route to Lindner Athletic Training Room:**

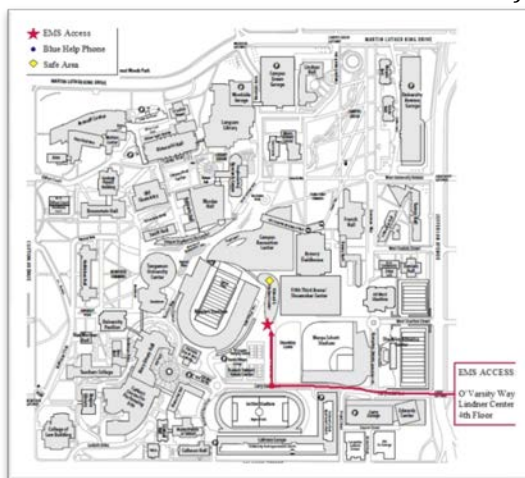
Follow Hallway toward Lindner Center; take the ramp down into the Lindner Center and take elevators to the 2<sup>nd</sup> Floor. Follow hallway on left to Athletic Training Room, Rm 265

## ***EMERGENCY ACTION PLAN: FIFTH THIRD ARENA - FLOOR 2***

**Address:** 2700 O'VARSITY WAY, CINCINNATI, OH 45221  
- Football Locker Rooms/Equipment Room, Cheerleading/Dance/Visiting Locker Rooms

### **Venue Directions:**

Located on Second Floor of the Fifth Third Arena are the Football Locker Room and Equipment Rooms as well as several additional locker rooms for Football Coaches and Support Staff, Cheerleading, Dance, and Visiting Teams. Emergency access to facility is via the Richard E. Lindner 4th Floor. From Jefferson Avenue, enter campus at West Corry Blvd and continue past the Baseball Stadium. Turn right onto O'Varsity Way, across from the Gettler Soccer Stadium. Enter the Lindner Center at the 4<sup>th</sup> Floor and take the elevators to the second floor. Follow the hallway to the right and go up ramp into Fifth Third Arena. *\*EMS is located at court level for Basketball and Volleyball games\**



### **Emergency Personnel:**

Certified athletic trainer(s) & Athletic Training Student(s) on-site in Lindner Center Athletic Training Room, Rm 265  
Physician(s) on-call or on-site in Lindner Center Athletic Training Room, Rm 265  
EMS on-call

### **Emergency Communication:**

**Blue Help Phone:** Push Button:  
**Landline:** Dial 911: Rm 216 Fifth Third - FB Equipment Room or Lindner Center Athletic Training Room, Rm 265  
**Cellular:** Dial 513-556-1111: athletics personnel; student-athlete

***\*If athletic trainer is not on-site call 911 then call 513-556-4352 to reach the Athletic Training Room or call athletic trainer\****

### **Emergency Equipment:**

AED and First Aid Kit available in Lindner Center Athletic Training Room, Rm 265

### **Role of First Responders:**

1. Immediate care of the injured or ill student-athlete
2. Emergency equipment retrieval
3. Activation of emergency medical system (EMS): Push Blue Help Phone button or call 911 from landline or call 513-556-111 from cell phone (provide name, address, telephone number, number of individuals injured, condition of injured, first aid treatment, specific directions, other information as needed)
4. Designate individual to meet EMS on 4<sup>th</sup> Floor of Lindner Center
5. Scene Control: limit scene to first aid providers and move bystanders away from area

**Inclement Weather "Safe Area":** Interior Hallways of second floor

### **Evacuation Route to Lindner Athletic Training Room:**

Follow Hallway toward Lindner Center; take the ramp down the hallway to Lindner Center Athletic Training Room, Rm 265, on left

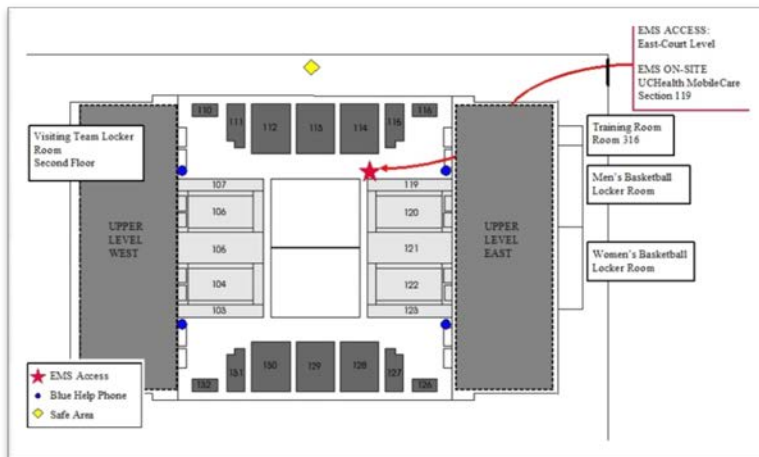
## ***EMERGENCY ACTION PLAN: FIFTH THIRD ARENA - FLOOR 3/COURT LEVEL***

**Address:** 2700 O'VARSITY WAY, CINCINNATI, OH 45221

- Men's/Women's Basketball, Volleyball, Cheerleading, Dance Team; All Sports auxiliary

### **Venue Directions:**

Fifth Third Arena is located in the Varsity Village Complex, adjacent to the Richard E. Lindner Center and Armory Fieldhouse. EMS should enter campus from Jefferson Avenue, via West University Avenue. Go through the circle drive and onto the University Way sidewalk. Make an immediate Left (south) onto the Sigma Lane sidewalk, just past French West. Continue on Sigma Lane, past the CRC dorm and Armory Fieldhouse, on the right. Enter the building at the east, court level entrance, located at the northeast corner on the third floor.



### **Emergency Personnel:**

Certified athletic trainer(s) and Athletic Training Student(s) on-site for practices and events

EMS on-call for practices, on-site at NE portal/Section 119 for events (Men's/Women's Basketball, Volleyball)

Physician(s) on-call for practices, on-site at home bench for events (Men's/Women's Basketball, Volleyball)

### **Emergency Communication:**

Blue Help Phone:

Push Button: Primary NE portal; Secondary all other portals

Cellular:

Dial 556-1111: Department of Athletics staff; student-athletes

Landline:

Dial 911: Fifth Third Arena Men's Basketball Athletic Training Room, Rm 316

***\*If athletic trainer is not on-site call 911 then call 513-556-4352 to reach the Athletic Training Room or call athletic trainer\****

### **Emergency Equipment:**

Practices:

AT Kit on-court; Spine Board, Splints, Trauma Kit in 316 Fifth Third Arena  
AED Northeast portal

Events:

AT Kit on-court; EMS equipment on court, additional in 316 Fifth Third Arena

### **Role of First Responders:**

1. Immediate care of the injured or ill student-athlete
2. Emergency equipment retrieval
3. Activation of emergency medical system (EMS): use Blue Help Phone or call 911 on landline/513-556-1111 on cell phone (provide name, address, telephone number, number of individuals injured, condition of injured, first aid treatment, specific directions, other information as needed)
4. Designate individual to meet EMS at east lower level entrance
5. Scene Control: limit scene to first aid providers and move bystanders away from area

**Inclement Weather "Safe Area":** Designated "safe-area" in locker rooms/hallways on court level, east side

### **Evacuation Route to Lindner Athletic Training Room:**

Exit court level at NW portal, next to section 111 into court level concourse (Third Floor). Take hallway to left, into the Lindner Center, take elevators to Second Floor and follow hallway left to Lindner Center Athletic Training Room, Rm 265.



## ***EMERGENCY ACTION PLAN: FIFTH THIRD ARENA - FLOOR 4***

**Address:** 2700 O'Varsity Way, Cincinnati, OH 45221  
- EAST/WEST CONCOURSE; Occasional All Sports Meals

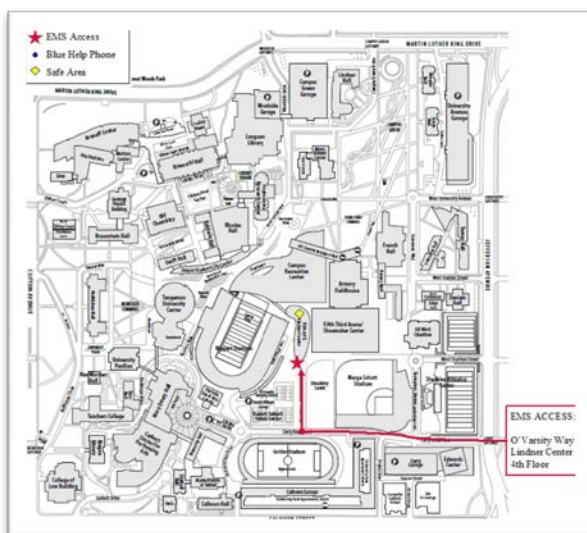
### **Venue Directions:**

Located on the Fourth Floor of Fifth Third Arena is the main concourse. Emergency access to facility is direct, via the East and West Concourse entries.

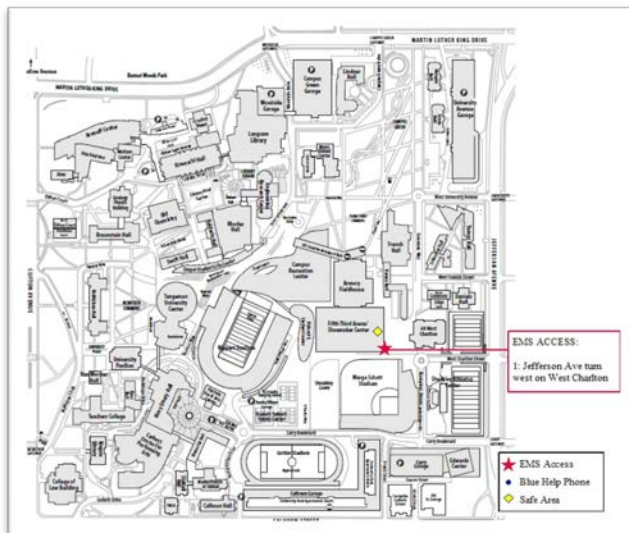
East: From Jefferson Avenue, enter campus at West Charlton Street and continue to Fifth Third Arena East Concourse

West: From Jefferson Avenue, enter campus at West Corry Blvd and continue past the Baseball Stadium. Turn right onto O'Varsity Way, across from the Gettler Soccer Stadium. Enter the Lindner Center at the 4<sup>th</sup> Floor.

WEST



EAST



### **Emergency Personnel:**

Certified athletic trainer(s) and Athletic Training Student(s) on-call

Physician(s) on-call

### **Emergency Communication:**

Blue Help Phone: Push Button: NE Corner (Exterior)

Cellular: Dial 513- 556-1111: Department of Athletics staff; student-athletes

***\*If athletic trainer is not on-site call 911 then call 513-556-4352 to reach the Athletic Training Room or call athletic trainer\****

### **Emergency Equipment:**

AED and First Aid Kit available in 265 Lindner Center

### **Role of First Responders:**

1. Immediate care of the injured or ill student-athlete
2. Emergency equipment retrieval
3. Activation of emergency medical system (EMS): Push Blue Help Phone button or call 911 from landline or call 513-556-111 from cell phone (provide name, address, telephone number, number of individuals injured, condition of injured, first aid treatment, specific directions, other information as needed)
4. Designate individual to meet EMS on 4<sup>th</sup> Floor of Lindner Center
5. Scene Control: limit scene to first aid providers and move bystanders away from area

**Inclement Weather "Safe Area":** Interior Hallways and locker rooms of first and second floor

### **Evacuation Route to Lindner Athletic Training Room:**

Take North Hallway/Concourse Connector elevators (by UCATS) to the 3<sup>rd</sup> Floor, follow hallway to Lindner Center and take elevators to 2<sup>nd</sup> floor. Follow hallway to suite 265, on left.

## ***EMERGENCY ACTION PLAN: FIFTH THIRD ARENA - FLOOR 5/6***

**Address:** 2700 O'VARSITY WAY, CINCINNATI, OH 45221  
- UCATS Club Richard E. Lindner Dining Room (5) and Hershede Lounge (6)

### **Venue Directions:**

Fifth Third Arena is located in the Varsity Village Complex, adjacent to the Richard E. Lindner Center and Armory Fieldhouse. EMS should enter campus from Jefferson Avenue, via West University Avenue. Go through the circle drive and onto the University Way sidewalk. Make an immediate Left (south) onto the Sigma Lane sidewalk, just past French West. Continue on Sigma Lane, past the CRC dorm and Armory Fieldhouse, on the right. Enter the building at the east, court level entrance, located at the northeast corner on the third floor. Take main hallway to the elevators and continue to the 5<sup>th</sup> or 6<sup>th</sup> Floor.



### **Emergency Personnel:**

Certified athletic trainer(s) and Athletic Training Student(s) on-site in Lindner Center Athletic Training Room, Rm 265 or court level

EMS on-call or on-site for events (3<sup>rd</sup> Floor NE Portal, Section 119)

Physician(s) on-call, or on-site at home bench for events

### **Emergency Communication:**

<b><u>Blue Help Phone:</u></b>	Push Button:
<b><u>Cellular:</u></b>	Dial 556-1111: Department of Athletics staff; student-athletes
<b><u>Landline:</u></b>	Dial 911:

***\*If athletic trainer is not on-site call 911 then call 513-556-4352 to reach the Athletic Training Room or call athletic trainer\****

### **Emergency Equipment:**

AED and First Aid Kit available in Lindner Center Athletic Training Room, Rm 265

### **Role of First Responders:**

1. Immediate care of the injured or ill student-athlete
2. Emergency equipment retrieval
3. Activation of emergency medical system (EMS): use Blue Help Phone or call 911 on landline/513-556-1111 on cell phone (provide name, address, telephone number, number of individuals injured, condition of injured, first aid treatment, specific directions, other information as needed)
4. Designate individual to meet EMS at east lower level entrance
5. Scene Control: limit scene to first aid providers and move bystanders away from area

**Inclement Weather "Safe Area":** Designated "safe-area" in hallways of Floors 1 and 2 of arena

### **Evacuation Route to Lindner Athletic Training Room:**

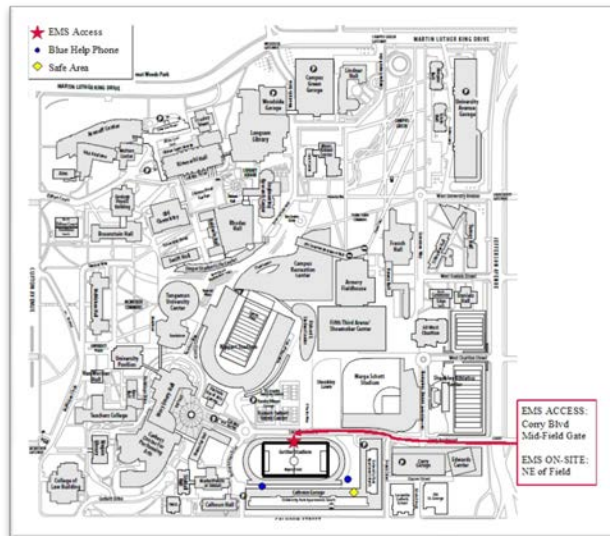
Take elevators to floor 3 and take hallway to the right, toward the Lindner Center, take elevators to Second Floor and follow hallway to the left and continue to Athletic Training Room, Rm 265, on left

## ***EMERGENCY ACTION PLAN: GETTLER STADIUM***

**Address:** 151 WEST CORRY BLVD, CINCINNATI, OH 45221  
- Men's/Women's Soccer, Lacrosse, All Sports Auxiliary

### **Venue Directions:**

Gettler Stadium is located in the Varsity Village Complex surrounded by the Calhoun Garage on West Corry Blvd. From Jefferson Avenue, enter campus via West Corry Blvd. Continue on West Corry Blvd, past the Baseball Stadium and enter stadium from the West Corry Blvd Gate, located middle of field, on left.



### **Emergency Personnel:**

Certified athletic trainer(s) and Athletic Training Student(s) on-site for practices and events

EMS on-call for practices, on-site at Northeast corner of stadium for home varsity events

Physician(s) on-call, or on-site for practices and events

### **Emergency Communication:**

**Blue Help Phone:** Push Button: Southeast and Southwest corners of stadium along parking garage

**Cellular:** Dial 556-1111: Department of Athletics staff; student-athletes

**Landline:** Dial 911: Gettler Stadium Ticket Office/First Aid Room

***\*If athletic trainer is not on-site call 911 then call 513-556-4352 to reach the Athletic Training Room or call athletic trainer\****

### **Emergency Equipment:**

**Practices:** AT Kit, AED at field; Splints, Trauma Kit in Gettler First Aid Room

**Events:** AT Kit, AED, Splints at field; EMS NE Corner, additional in Gettler First Aid Room

### **Role of First Responders:**

1. Immediate care of the injured or ill student-athlete
2. Emergency equipment retrieval
3. Activation of emergency medical system (EMS): use Blue Help Phone or call 911 on landline/513-556-1111 on cell phone (provide name, address, telephone number, number of individuals injured, condition of injured, first aid treatment, specific directions, other information as needed)
4. Designate individual to unlock middle field gate (Key: 45N10) and meet EMS
5. Scene Control: limit scene to first aid providers and move bystanders away from area

**Inclement Weather "Safe Area":** Designated "safe-area" in team rooms at Southeast corner of stadium

### **Evacuation Route to Lindner Athletic Training Room**

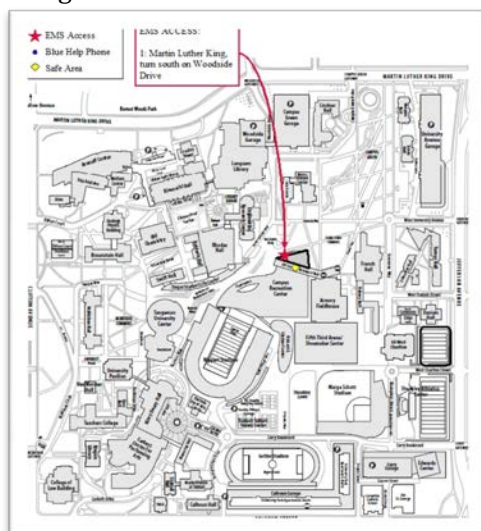
Using Facilities or Sports Medicine cart, exit field at middle field West Corry Blvd Gate and continue onto O'Varsity Way. Enter Lindner center at 4<sup>th</sup> Floor, main entrance and take elevators to 2<sup>nd</sup> Floor, follow hallway left to Suite 265.

## ***EMERGENCY ACTION PLAN: KEATING AQUATICS CENTER***

**Address:** 2820 BEARCAT WAY, CINCINNATI, OH 45221  
- Men's and Women's Swimming and Diving

### **Venue Directions:**

The Keating Aquatics Center is located in the Campus Recreation Center. From Martin Luther King Blvd, enter campus at Woodside Drive and continue onto sidewalk, toward Main Street. Enter the Keating Aquatics Center on left, across from the Engineering Building.



### **Emergency Personnel:**

Lifeguards on-site for practices and events  
Certified athletic trainer(s) and Athletic Training Student(s) on-call for practices; on-site for events  
Physician(s) on-call for practices and events  
EMS on-call for practices and on-site for events

### **Emergency Communication:**

Landline: Dial 911: Lifeguard Office  
Cellular: Dial 556-1111: athletics personnel; student-athlete

***\*If athletic trainer is not on-site call 911 then call 513-556-4352 to reach the Athletic Training Room or call athletic trainer\****

### **Emergency Equipment:**

AED and First Aid Kit available in Lifeguard Office on pool deck

### **Role of First Responders:**

1. Immediate care of the injured or ill student-athlete
2. Emergency equipment retrieval
3. Activation of emergency medical system (EMS): Push Blue Help Phone button or call 911 from landline or call 513-556-111 from cell phone (provide name, address, telephone number, number of individuals injured, condition of injured, first aid treatment, specific directions, other information as needed)
4. Designate individual to meet EMS at Main Entrance of Aquatic Center
5. Scene Control: limit scene to first aid providers and move bystanders away from area

**Inclement Weather "Safe Area":** Campus Recreation Center Locker Rooms

### **Evacuation Route to Lindner Athletic Training Room:**

Using Facilities or Sports Medicine cart, exit Aquatic Center and continue onto Woodside Drive sidewalk, toward Library. Turn Right onto University Way sidewalk, then right onto Commons Way, just past French West. Continue past Dabney and 60 West Charlton and turn right onto West Charlton Sidewalk (between Fifth Third and Baseball Stadium). Enter Lindner Center at 4<sup>th</sup> Floor, main entrance and take elevators to 2<sup>nd</sup> Floor, follow hallway left to Suite 265.

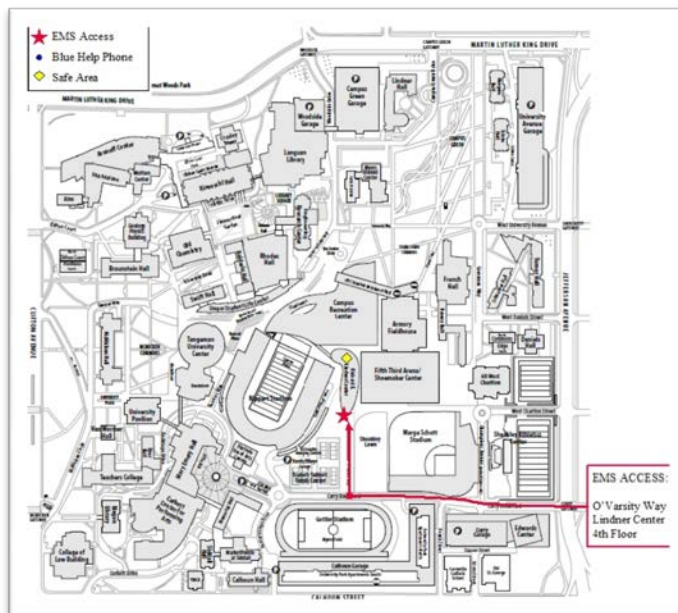


## ***EMERGENCY ACTION PLAN: RICHARD E. LINDNER CENTER - FLOOR 1***

**Address:** 2751 O'VARSITY WAY, CINCINNATI, OH 45221  
- Practice Gym, Olympic Locker Rooms, Olympic Equipment Room

**Venue Directions:**

Located on the First Floor of the Lindner Center is a Practice Gym as well as the Olympic Sports locker rooms and equipment room. Emergency access to facility is via the Richard E. Lindner 4th Floor. From Jefferson Avenue, enter campus at West Corry Blvd and continue past the Baseball Stadium. Turn right onto O'Varsity Way, across from the Gettler Soccer Stadium. Enter the Lindner Center at the 4<sup>th</sup> Floor and take the elevators to the first floor. Follow the hallway to the right, then take hallway to left to needed facility.



**Emergency Personnel:**

Certified athletic trainer(s) and Athletic Training Student(s) on-site in facility or 265 Lindner Center  
Physician(s) on-call or on-site in 265 Lindner Center  
EMS on-call

**Emergency Communication:**

Blue Help Phone: Push Button: Stairway Y (South), Stairway V (Central)  
Landline: Dial 911: Practice Gym, Equipment Room  
Cellular: Dial 513-556-1111: athletics personnel; student-athlete *\*service not reliable\**

***\*If athletic trainer is not on-site call 911 then call 513-556-4352 to reach the Athletic Training Room or call athletic trainer\****

**Emergency Equipment:**

AED and First Aid Kit available in 265 Lindner Center

**Role of First Responders:**

1. Immediate care of the injured or ill student-athlete
2. Emergency equipment retrieval
3. Activation of emergency medical system (EMS): Push Blue Help Phone button or call 911 from landline or call 513-556-111 from cell phone (provide name, address, telephone number, number of individuals injured, condition of injured, first aid treatment, specific directions, other information as needed)
4. Designate individual to meet EMS on 4<sup>th</sup> Floor of Lindner Center
5. Scene Control: limit scene to first aid providers and move bystanders away from area

**Inclement Weather "Safe Area":** Interior Hallways and locker rooms of first floor

**Evacuation Route to Lindner Athletic Training Room:**

Follow Hallway toward elevators by equipment room and take elevators to the 2<sup>nd</sup> Floor. Follow hallway on left to suite 265.

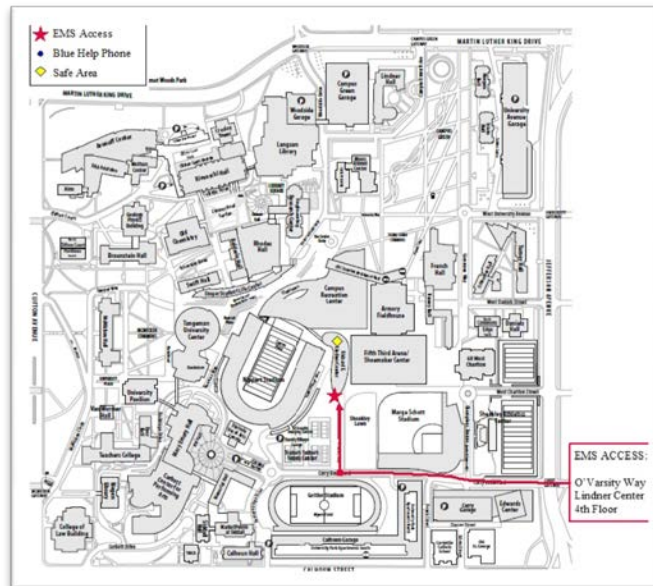
## ***EMERGENCY ACTION PLAN: RICHARD E. LINDNER CENTER - FLOOR 2***

**Address:** 2751 O'VARSITY WAY, CINCINNATI, OH 45221

- Athletic Training Room/NovaCare, Bob Goin Meeting Room, FB Meeting Rooms, AD Locker Room

### **Venue Directions:**

Located on the Second Floor of the Lindner Center is Main Athletic Training Room/NOVACARE Clinic, Bob Goin Team Meeting Room, Football position meeting rooms, and the administration locker room. Emergency access to facility is via the Richard E. Lindner Center 4th Floor. From Jefferson Avenue, enter campus at West Corry Blvd and continue past the Baseball Stadium. Turn right onto O'Varsity Way, across from the Gettler Soccer Stadium. Enter the Lindner Center at the 4<sup>th</sup> Floor and take the elevators to the second floor, follow hallway to left.



### **Emergency Personnel:**

Certified athletic trainer(s) and Athletic Training Student(s) on-site in 265 Lindner Center

Physician(s) on-call or on-site in 265 Lindner Center

EMS on-call

### **Emergency Communication:**

**Blue Help Phone:** Push Button: Stairway V (Central), Stairway Y (Southern)

**Landline:** Dial 911: 265 Lindner, Bob Goin Room

**Cellular:** Dial 556-1111: athletics personnel; student-athlete *\*service not reliable\**

***\*If athletic trainer is not on-site call 911 then call 513-556-4352 to reach the Athletic Training Room or call athletic trainer\****

### **Emergency Equipment:**

AED and First Aid Kit available in 265 Lindner Center

### **Role of First Responders:**

1. Immediate care of the injured or ill student-athlete
2. Emergency equipment retrieval
3. Activation of emergency medical system (EMS): Push Blue Help Phone button or call 911 from landline or call 513-556-111 from cell phone (provide name, address, telephone number, number of individuals injured, condition of injured, first aid treatment, specific directions, other information as needed)
4. Designate individual to meet EMS on 4<sup>th</sup> Floor of Lindner Center
5. Scene Control: limit scene to first aid providers and move bystanders away from area

**Inclement Weather "Safe Area":** Interior Hallways and locker rooms of second floor

### **Evacuation Route to Lindner Athletic Training Room:**

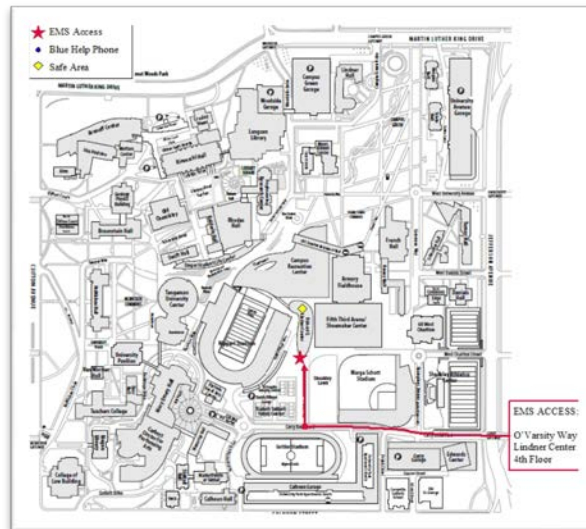
Follow Hallway toward elevators by equipment room and take elevators to the 2<sup>nd</sup> Floor. Follow hallway on left to suite 265.

## ***EMERGENCY ACTION PLAN: RICHARD E. LINDNER CENTER - FLOOR 3***

**Address:** 2751 O'VARSITY WAY, CINCINNATI, OH 45221  
- University Health Services

### **Venue Directions:**

Located on the Third Floor of the Lindner Center is University Health Services. Emergency access to facility is via the Richard E. Lindner Center 4th Floor. From Jefferson Avenue, enter campus at West Corry Blvd and continue past the Baseball Stadium. Turn right onto O'Varsity Way, across from the Gettler Soccer Stadium. Enter the Lindner Center at the 4<sup>th</sup> Floor and take the elevators to the 3rd floor.



### **Emergency Personnel:**

Certified athletic trainer(s) and Athletic Training Student(s) on-site in 265 Lindner Center  
Physician(s) on-site  
EMS on-call

### **Emergency Communication:**

**Landline:** Dial 911: Nurse Station, Registration and Offices  
**Cellular:** Dial 556-1111: Department of Athletics staff; student-athletes  
**Blue Help Phone:** Push Button: Exterior East Concourse Nippert Stadium

***\*If athletic trainer is not on-site call 911 then call 513-556-4352 to reach the Athletic Training Room or call athletic trainer\****

### **Emergency Equipment:**

AED and First Aid Kit available in 265 Lindner Center

### **Role of First Responders:**

1. Immediate care of the injured or ill student-athlete
2. Emergency equipment retrieval
3. Activation of emergency medical system (EMS): Push Blue Help Phone button or call 911 from landline or call 513-556-111 from cell phone (provide name, address, telephone number, number of individuals injured, condition of injured, first aid treatment, specific directions, other information as needed)
4. Designate individual to meet EMS on 4<sup>th</sup> Floor of Lindner Center
5. Scene Control: limit scene to first aid providers and move bystanders away from area

**Inclement Weather "Safe Area":** Interior Hallways and locker rooms of first and second floor

### **Evacuation Route to Lindner Athletic Training Room:**

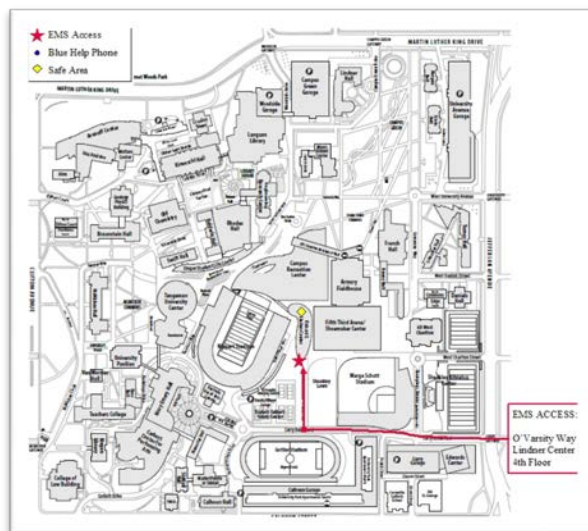
Take central elevators to the second floor, follow hallway to the left and continue to suite 265, on left.

## ***EMERGENCY ACTION PLAN: RICHARD E. LINDNER CENTER - FLOOR 4***

**Address:** 2751 O'VARSITY WAY, CINCINNATI, OH 45221  
- Athletic Offices and Museum

### **Venue Directions:**

Located on the Fourth Floor of the Lindner Center is the Athletics Museum, Jack Twyman Lounge, UCATS, Ticket Office and New Media Office. From Jefferson Avenue, enter campus at West Corry Blvd and continue past the Baseball Stadium. Turn right onto O'Varsity Way, across from the Gettler Soccer Stadium. Enter the Lindner Center at the 4<sup>th</sup> Floor.



### **Emergency Personnel:**

Certified athletic trainer(s) and Athletic Training Student(s) on-site in 265 Lindner Center  
Physician(s) and EMS on-call

### **Emergency Communication:**

**Blue Help Phone:** Push Button: NE Corner (Exterior) Fifth Third Arena  
**Landline:** Dial 911: Department of Athletics staff; student-athletes  
**Cellular:** Dial 513- 556-1111: Department of Athletics staff; student-athletes

***\*If athletic trainer is not on-site call 911 then call 513-556-4352 to reach the Athletic Training Room or call athletic trainer\****

### **Emergency Equipment:**

AED and First Aid Kit available in 265 Lindner Center

### **Role of First Responders:**

1. Immediate care of the injured or ill student-athlete
2. Emergency equipment retrieval
3. Activation of emergency medical system (EMS): Push Blue Help Phone button or call 911 from landline or call 513-556-111 from cell phone (provide name, address, telephone number, number of individuals injured, condition of injured, first aid treatment, specific directions, other information as needed)
4. Designate individual to meet EMS on 4<sup>th</sup> Floor of Lindner Center
5. Scene Control: limit scene to first aid providers and move bystanders away from area

**Inclement Weather "Safe Area":** Interior Hallways and locker rooms of first and second floor

### **Evacuation Route to Lindner Athletic Training Room:**

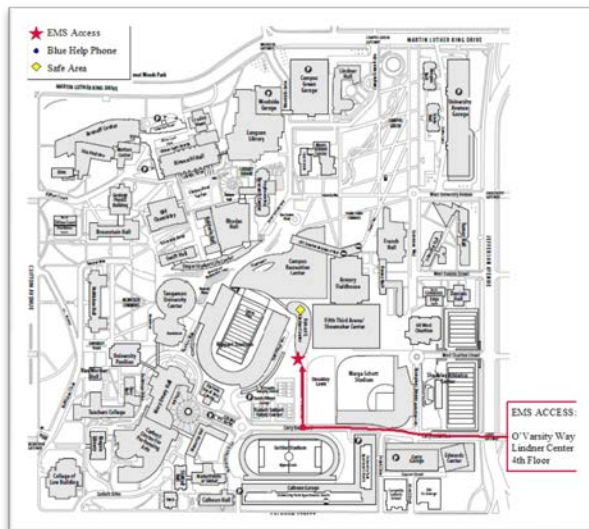
Take central elevators to the second floor, follow hallway to the left and continue to suite 265, on left.

## ***EMERGENCY ACTION PLAN: RICHARD E. LINDNER CENTER - FLOOR 5-8***

**Address:** 2751 O'VARSITY WAY, CINCINNATI, OH 45221  
- Hamant Academic Center  
- Department Offices

### **Venue Directions:**

From Jefferson Avenue, enter campus at West Corry Blvd and continue past the Baseball Stadium. Turn right onto O'Varsity Way, across from the Gettler Soccer Stadium. Enter the Lindner Center at the 4<sup>th</sup> Floor and take the elevators to desired location.



### **Emergency Personnel:**

Certified athletic trainer(s) and Athletic Training Student(s) on-site in 265 Lindner Center  
Physician(s) on-call or on-site in 265 Lindner Center  
EMS on-call

### **Emergency Communication:**

Blue Help Phone: Push Button: Stairway U (East), all floors  
Landline: Dial 911: department offices  
Cellular: Dial 556-1111: Department of Athletics staff; student-athletes

***\*If athletic trainer is not on-site call 911 then call 513-556-4352 to reach the Athletic Training Room or call athletic trainer\****

### **Emergency Equipment:**

AED and First Aid Kit available in 265 Lindner Center

### **Role of First Responders:**

1. Immediate care of the injured or ill student-athlete
2. Emergency equipment retrieval
3. Activation of emergency medical system (EMS): Push Blue Help Phone button or call 911 from landline or call 513-556-111 from cell phone (provide name, address, telephone number, number of individuals injured, condition of injured, first aid treatment, specific directions, other information as needed)
4. Designate individual to meet EMS on 4<sup>th</sup> Floor of Lindner Center
5. Scene Control: limit scene to first aid providers and move bystanders away from area

**Inclement Weather "Safe Area":** Interior Hallways and locker rooms of first and second floor

### **Evacuation Route to Lindner Athletic Training Room:**

Take central elevators to the second floor, follow hallway to the left and continue to suite 265, on left.



# EMERGENCY ACTION PLAN: MARGE SCHOTT STADIUM

**Address:** 2601 CHAMPIONS WAY, CINCINNATI, OH 45221.

- Baseball

## **Venue Directions:**

### **Field Access:**

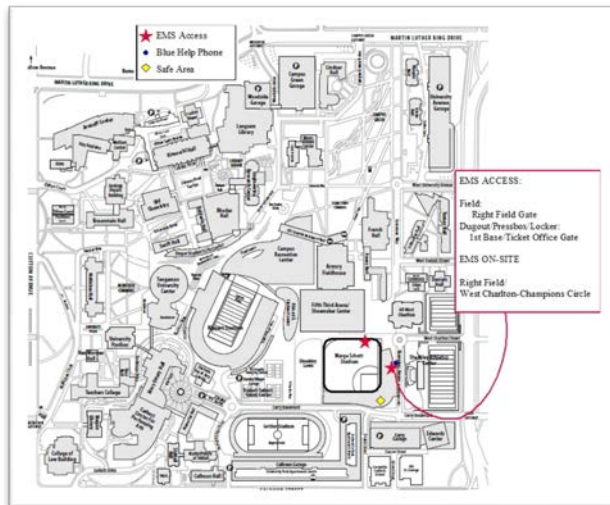
From Jefferson Avenue, enter campus via West Corry Blvd. Continue on West Corry Blvd to top of hill and turn right onto Champions Way. Continue to bottom of hill and left onto West Charlton sidewalk, between Baseball Stadium and Fifth Third Arena. Enter stadium from right field gate, located on left.

### **Press Box/Coaches Offices/Dugouts/Locker Rooms/Players Lounge/Field:**

From Jefferson Avenue, enter campus via West Corry Blvd. Continue on West Corry Blvd to top of hill and turn right onto Champions Way. Continue halfway down hill and enter stadium at concourse level (near the Ticket Office / 1<sup>st</sup> baseline gate). Behind home plate:

Dugouts/Locker Rooms/Players Lounge: Take stairs or elevator to the 1<sup>st</sup> level/floor.

Press Box/Coaches Offices: Take stairs or elevator to the 3<sup>rd</sup> Level/floor



## **Emergency Personnel:**

Certified athletic trainer(s) and Athletic Training Student(s) on-site for practices and events.

EMS on-call for practices, on-site near Ticket Office for home games.

Physician(s) on-call, or on-site for practices and events.

## **Emergency Communication:**

**Blue Help Phone:** Push Button: (Located near bike racks on 1<sup>st</sup> base side, south of Ticket Office)

**Cellular:** Dial 556-1111 for Campus Security/EMS Activation

**Landline:** Dial 911: Athletic Training Room phone, Press Box/Coaches Offices phones

***\*If athletic trainer is not on-site call 911 then call 513-556-4352 to reach the Athletic Training Room or call athletic trainer\****

## **Emergency Equipment:**

**Practices and Events:** AT Kit, Splints, AED in dugout; Spine Board, Trauma Kit in Marge Schott Athletic Training Room

## **Role of First Responders:**

1. Immediate care of the injured or ill student-athlete
2. Emergency equipment retrieval
3. Activation of emergency medical system (EMS): use Blue Help Phone or call 911 on landline/513-556-1111 on cell phone (provide name, address, telephone number, number of individuals injured, condition of injured, first aid treatment, specific directions, other information as needed)
4. Designate individual to unlock right field gate (Key: 45N10) or reserve elevator and meet EMS
5. Scene Control: limit scene to first aid providers and move bystanders away from area

**Inclement Weather "Safe Area":** Designated "safe-area" in locker rooms of stadium.

## **Evacuation Route to Lindner Athletic Training Room**

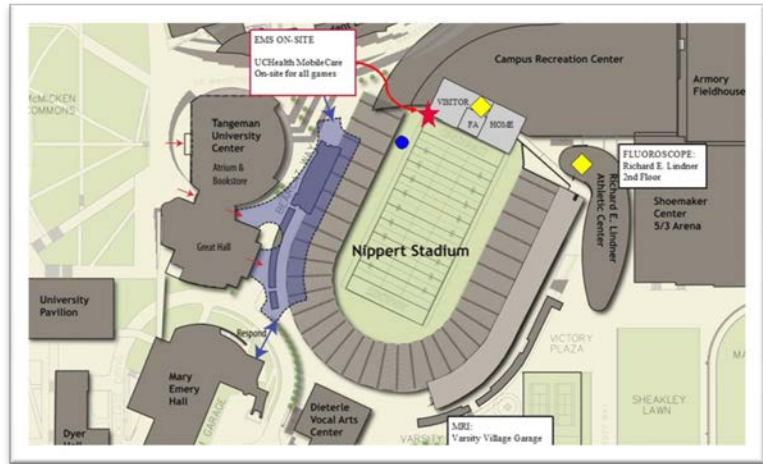
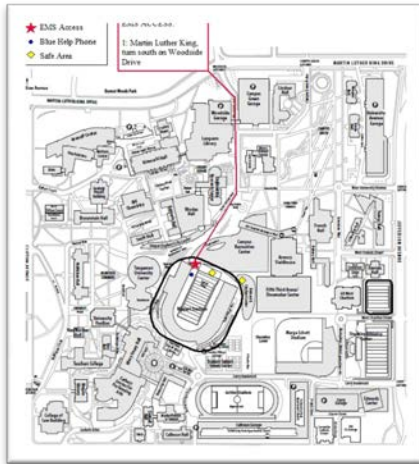
Using Facilities or Sports Medicine cart, exit field at right field gate and continue onto West Charlton sidewalk. Enter Lindner center at 4<sup>th</sup> Floor, main entrance and take elevators to 2<sup>nd</sup> Floor, follow hallway left to Suite 265.

## EMERGENCY ACTION PLAN: NIPPERT STADIUM

**Address:** 2700 BEARCATS WAY, CINCINNATI, OH 45221  
- FOOTBALL

### Venue Directions:

From Martin Luther King Blvd, enter campus at Woodside Drive and continue onto sidewalk, toward Main Street. Just past the Engineering Building and Main Street entrance, enter the Campus Recreation Center loading dock tunnel and continue to field level, located at NW corner of stadium.



### Emergency Personnel:

Certified athletic trainer(s) and Athletic Training Student(s) on-site for practices and events

EMS on-call for practices, on-site at NW Endzone/Visiting Team Locker Room

Physician(s) on-call for practices and on-site on home sideline for events

### Emergency Communication:

<u>2-way Radio:</u>	Essential Sports Medicine personnel, Visiting Team Liaison, EMS
<u>Blue Help Phone:</u>	Push Button: Field level NW Corner tunnel
<u>Cellular:</u>	Dial 556-1111: Department of Athletics staff; student-athletes
<u>Landline:</u>	Dial 911: Nippert First Aid Room

***\*If athletic trainer is not on-site call 911 then call 513-556-4352 to reach the Athletic Training Room or call athletic trainer\****

### Emergency Equipment:

<u>Practices and Events:</u>	AT Kit, AED, Splints, Spine Board, Trauma Kit at home sideline; EMS NW Endzone; additional supplies in Nippert First Aid Room or 265 Lindner Center
<u>Diagnostic Imaging:</u>	X-Ray: Standard C-Arm Fluoroscope in 265 Lindner Center MRI: Varsity Village – 2650 Varsity Village Drive, Cincinnati, OH 45219

### Role of First Responders:

1. Immediate care of the injured or ill student-athlete
2. Emergency equipment retrieval
3. Activation of emergency medical system (EMS): use Blue Help Phone or call 911 on landline/513-556-1111 on cell phone (provide name, address, telephone number, number of individuals injured, condition of injured, first aid treatment, specific directions, other information as needed)
4. Designate individual to meet EMS outside CRC tunnel
5. Scene Control: limit scene to first aid providers and move bystanders away from area

**Inclement Weather “Safe Area”:** Designated “safe-area” in team rooms of stadium or floors 1/2 Fifth Third Arena

### Evacuation Route to Lindner Athletic Training Room

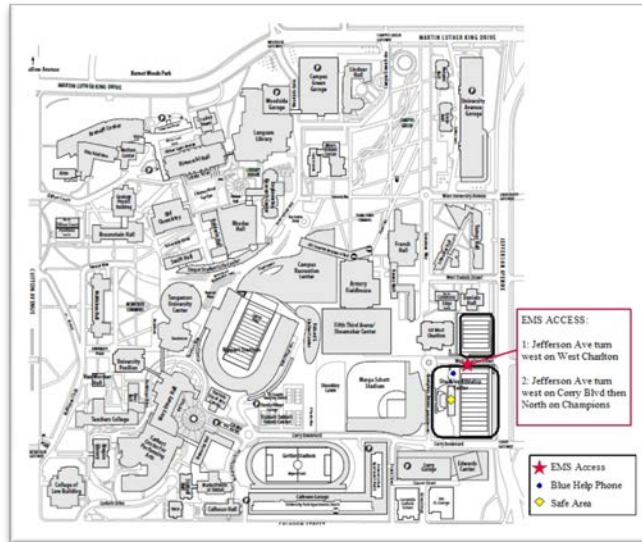
Using Facilities or Sports Medicine cart, exit field at NW Endzone and continue onto Woodside Drive sidewalk. Turn Right onto University Way sidewalk, then right onto Commons Way, just past French West. Continue past Dabney and 60 West Charlton and turn right onto West Charlton Sidewalk (between Fifth Third and Baseball Stadium). Enter Lindner Center at 4<sup>th</sup> Floor, main entrance and take elevators to 2<sup>nd</sup> Floor, follow hallway left to Suite 265.

## ***EMERGENCY ACTION PLAN: SHEAKLEY ATHLETICS COMPLEX***

**Address:** 45 WEST CHARLTON STREET, CINCINNATI, OH 45221  
- Football, Lacrosse  
- All Sports Auxiliary Field

### **Venue Directions:**

The Sheakley Athletics Complex is located at the southwest and northwest corners of West Charlton Street and Jefferson Avenue. From Jefferson Avenue, enter campus at West Charlton Street. Complex is located immediately at north (small field) and south (stadium) of West Charlton.



### **Emergency Personnel:**

Certified athletic trainer(s) and Athletic Training Student(s) on-site for practices and events

EMS on-call for practices and on-site for events (parked on West Charlton Street)

Physician(s) on-call for practices and on-site for events

### **Emergency Communication:**

**Blue Help Phone:** Push Button: Northwest corner of stadium field

**Cellular:** Dial 556-1111: athletics personnel; student-athlete

***\*If athletic trainer is not on-site call 911 then call 513-556-4352 to reach the Athletic Training Room or call athletic trainer\****

### **Emergency Equipment:**

**Practices and Events:** AT Kit, AED at field; Splints and Spine Board in Sheakley Athletic Training Room

### **Role of First Responders:**

1. Immediate care of the injured or ill student-athlete
2. Emergency equipment retrieval
3. Activation of emergency medical system (EMS): Push Blue Help Phone button or call 513-556-1111 from cell phone (provide name, address, telephone number, number of individuals injured, condition of injured, first aid treatment, specific directions, other information as needed)
4. Designate individual to open gate (**KEY**) and meet squad at West Charlton Street
5. Scene Control: limit scene to first aid providers and move bystanders away from area

**Inclement Weather "Safe Area":** Designated "safe-area" in Sheakley team room(s) or Fifth Third Arena

### **Evacuation Route to Lindner Athletic Training Room**

Using Sports Medicine or Equipment cart, exit field and head toward Fifth Third Arena continue onto West Charlton sidewalk. Enter Lindner center at 4<sup>th</sup> Floor, main entrance and take elevators to 2<sup>nd</sup> Floor, follow hallway left to Suite 265.

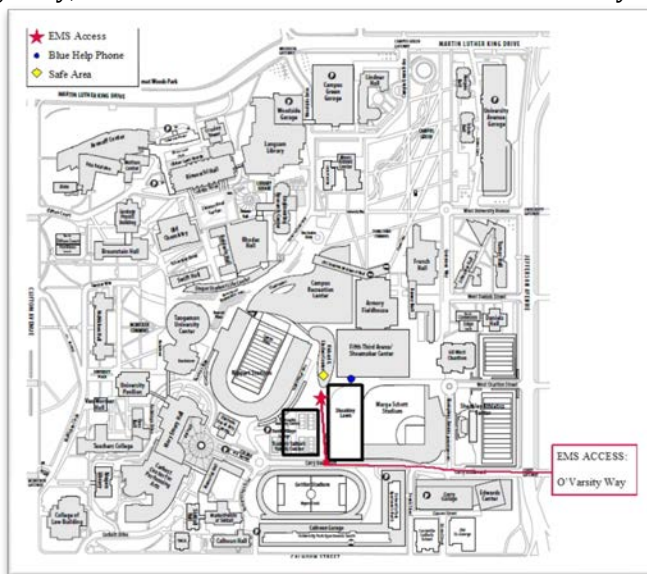


## **EMERGENCY ACTION PLAN: TRABERT AND TALBERT TENNIS CENTER/SHEAKLEY LAWN**

**Address:** 2621 O'VARSITY WAY, CINCINNATI, OH 45221  
- WOMEN'S TENNIS  
- ALL SPORTS AUXILIARY FIELDS

### **Venue Directions:**

From Jefferson Avenue, enter campus via West Corry Blvd. Continue on West Corry Blvd, past the Baseball Stadium and turn Right onto O'Varsity Way, Tennis courts are located on left and Sheakley Lawn is located on right.



### **Emergency Personnel:**

Certified athletic trainer(s) and Athletic Training Student(s) on-call for practices, on-site for events

EMS on-call for practices and events

Physician(s) on-call for practices and events

### **Emergency Communication:**

**Blue Help Phone:** Push Button: Fifth Third Arena Exterior on West Charlton Sidewalk  
**Cellular:** Dial 513-556-1111: Department of Athletics staff; student-athletes  
**Landline:** Dial 911: Ticket/UCATS Office 4<sup>th</sup> Floor Lindner

***\*If athletic trainer is not on-site call 911 then call 513-556-4352 to reach the Athletic Training Room or call athletic trainer\****

### **Emergency Equipment:**

**Practices:** First Aid Kit available in 265 Lindner Center

**Events:** AT Kit, AED on-site

### **Role of First Responders:**

1. Immediate care of the injured or ill student-athlete
2. Emergency equipment retrieval
3. Activation of emergency medical system (EMS): use Blue Help Phone or call 911 on landline/513-556-1111 on cell phone (provide name, address, telephone number, number of individuals injured, condition of injured, first aid treatment, specific directions, other information as needed)
4. Designate individual to meet EMS
5. Scene Control: limit scene to first aid providers and move bystanders away from area

**Inclement Weather "Safe Area":** Designated "safe-area" on 1<sup>st</sup> and 2<sup>nd</sup> Floors of Lindner Center

### **Evacuation Route to Lindner Athletic Training Room**

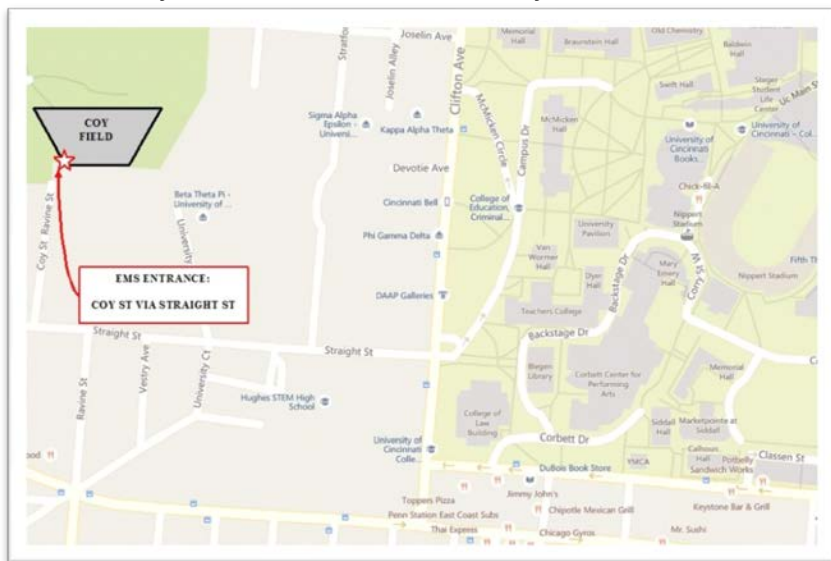
Using Facilities or Sports Medicine cart, exit field/court and continue onto O'Varsity Way. Enter Lindner center at 4<sup>th</sup> Floor, main entrance and take elevators to 2<sup>nd</sup> Floor, follow hallway left to Suite 265.

## ***EMERGENCY ACTION PLAN: COY FIELD***

**Address:** Adjacent to 2740 Coy Street, Cincinnati, Ohio, 45219  
- Track and Field

### **Venue Directions:**

Coy fields are located just west of campus, behind the Stratford Heights Complex. From Clifton Ave, turn west onto Straight Street, then north onto Coy Street until it dead-ends at Coy Field



### **Emergency Personnel:**

Certified athletic trainer(s) and Athletic Training Student(s) on-call for practices, on-site for events

EMS on-call for events and practices (on-site at Gettler Stadium for events)

Physician(s) on-call for events and practices

### **Emergency Communication:**

**Cellular:** Department of Athletics staff; student-athletes

***\*If athletic trainer is not on-site call 911 then call 513-556-4352 to reach the Athletic Training Room or call athletic trainer\****

### **Emergency Equipment:**

**Practices:** First Aid Kit available to check out from Athletic Training Room

**Events:** Athletic Training Medical Kit and AED

### **Role of First Responders:**

1. Immediate care of the injured or ill student-athlete
2. Emergency equipment retrieval
3. Activation of emergency medical system (EMS): call 911 from cellular phone (provide name, address, telephone number, number of individuals injured, condition of injured, first aid treatment, specific directions, other information as needed)
4. Scene Control: limit scene to first aid providers and move bystanders away from area

**Inclement Weather "Safe Area":** There is no "safe area" at Coy Field. For inclement weather, additional evacuation time should be considered for return to the Richard E. Lindner Center

### **Evacuation Route to Lindner Athletic Training Room**

From Coy Street, turn left onto Straight Street. In 0.4mi, turn right onto Clifton Ave, then turn left onto W McMillan Street. In 0.4mi, turn left onto Scioto Street, left onto Calhoun Street and immediate right onto Dennis Street, then turn left on W Corry Street. After the three-way stop, enter the Richard E. Lindner Center via O'Varsity Way on the right. Take the elevators to the second floor, suite 265.

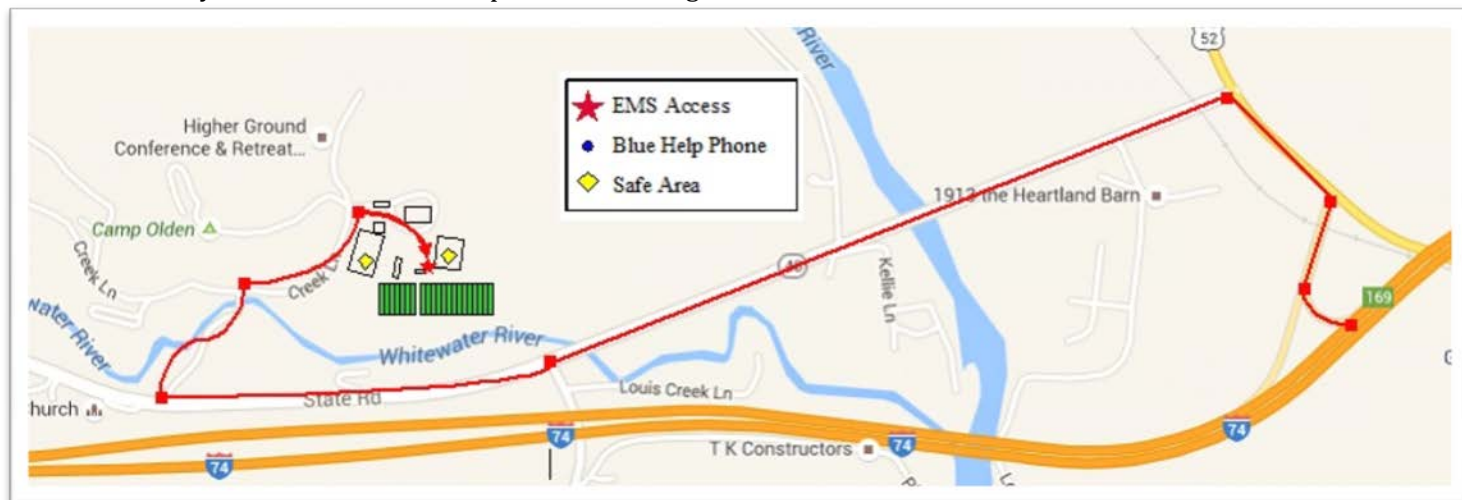
## ***EMERGENCY ACTION PLAN: CAMP HIGHER GROUND***

**Address:** 3820 LOGAN CREEK LANE, WEST HARRISON, IN, 47060

**GPS Coordinates:** 39.278731, -84.886144  
- Football

### **Venue Directions:**

Camp Higher Ground is located in West Harrison, Indiana, about 30 miles west of the University of Cincinnati. From I-74, take the Brookville Exit (#169). Go Left (north) on US-52, take the first Left (west) on IN-46 and continue about 1.5 miles past the Higher Ground sign, on right. Turn right at the drive, cross bridge and turn right at dead-end. Follow hill up, past the motel and turn right toward the Graves Family Life Center/Sports Fields. Continue past Graves Family Life Center and enter sports fields, at right.



### **Emergency Personnel:**

Certified athletic trainer(s) and Athletic Training Student(s) on-site for practices and events

EMS personnel on-site at sports field shelter and squad on-call for practices and events

Physician(s) on-call, or on-site for practices and events

### **Emergency Communication:**

**EMS:** Direct Link Radio: Sports Field Shelter

**Landline:** Dial 911: Graves Life Center, Meeting Rooms, Motel Rooms

**Cellular:** Dial 911: athletics personnel; student-athlete

*\*If athletic trainer is not on-site call 911 then call 513-556-4352 to reach the Athletic Training Room or call athletic trainer\**

### **Emergency Equipment:**

**Practices and Events:** AT Kit, AED, Splints, Spine Board at field; EMS at shelter; Trauma Kit in Life Center

### **Role of First Responders:**

1. Immediate care of the injured or ill student-athlete
2. Emergency equipment retrieval
3. Activation of emergency medical system (EMS): Have EMS radio a squad or call 911 from landline or cell phone (provide name, address, telephone number, number of individuals injured, condition of injured, first aid treatment, specific directions, other information as needed)
4. Designate individuals to meet squad with Gator at entry bridge
5. If AirCare is needed, communicate GPS coordinates and clear field of non-essential personnel
6. Scene Control: limit scene to first aid providers and move bystanders away from area

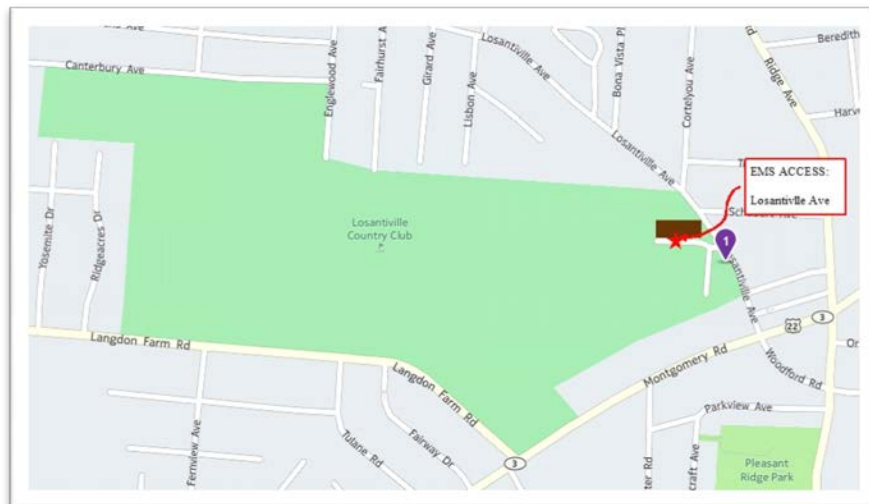
**Inclement Weather "Safe Area":** Designated "safe-area" in the Graves Family Life Center or Motel

## ***EMERGENCY ACTION PLAN: LOSANTIVILLE COUNTRY CLUB***

**Address:** 3097 Losantiville Drive, Cincinnati, OH 45213  
- Women's Golf

### **Venue Directions:**

Losantiville Country Club is located approximately 15 minutes North of campus in Pleasant Ridge. From the Ridge Avenue and Montgomery Road intersection, head east on Montgomery Road and take the first right, onto Losantiville Avenue. Then turn left into the main entrance of Losantiville Country Club. Keep straight to clubhouse.



### **Emergency Personnel:**

Certified athletic trainer(s) and Athletic Training Student(s) on-call for practices; on-site for events

EMS personnel on-call for practices and events

Physician(s) on-call for practices and events

### **Emergency Communication:**

Landline: Dial 911: Clubhouse

Cellular: Dial 911: Department of Athletics staff; student-athletes

***\*If athletic trainer is not on-site call 911 then call 513-556-4352 to reach the Athletic Training Room or call athletic trainer\****

### **Emergency Equipment:**

Practices and Events: First Aid Kit and AED supplied to Head Coach or with covering Athletic Trainer

### **Role of First Responders:**

1. Immediate care of the injured or ill student-athlete
2. Emergency equipment retrieval
3. Activation of emergency medical system (EMS): Have EMS radio a squad or call 911 from landline or cell phone (provide name, address, telephone number, number of individuals injured, condition of injured, first aid treatment, specific directions, other information as needed)
4. Designate individual to meet EMS at Clubhouse entrance
5. Scene Control: limit scene to first aid providers and move bystanders away from area

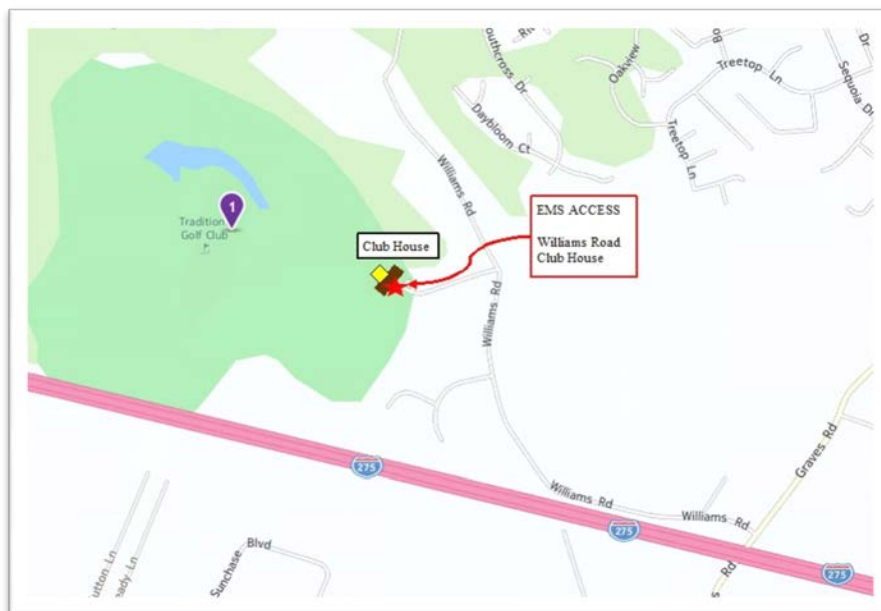
**Inclement Weather "Safe Area":** Designated "safe-area" in clubhouse

## ***EMERGENCY ACTION PLAN: TRADITIONS GOLF CLUB***

**Address:** 2035 WILLIAMS RD, HEBRON, KY 41048  
- Men's Golf

### **Venue Directions:**

Traditions is located approximately 20 minutes southwest of the University of Cincinnati Campus. From I-275, take the KY-237 North, exit 8A. At first light, turn left onto Worldwide Blvd. Continue on Worldwide Blvd through industrial park for 1 mile. Then turn left on Graves Road for ¼ mile and then right on Williams Road for 1 mile. Traditions is located on the left.



### **Emergency Personnel:**

Certified athletic trainer(s) and Athletic Training Student(s) on-call for practices; on-site for events

EMS personnel on-call for practices and events

Physician(s) on-call for practices and events

### **Emergency Communication:**

**Landline:** Dial 911: Clubhouse or Pro Shop

**Cellular:** Dial 911: Department of Athletics staff; student-athletes

***\*If athletic trainer is not on-site call 911 then call 513-556-4352 to reach the Athletic Training Room or call athletic trainer\****

### **Emergency Equipment:**

**Practices and Events:** First Aid Kit and AED supplied to Head Coach or with covering Athletic Trainer

### **Role of First Responders:**

1. Immediate care of the injured or ill student-athlete
2. Emergency equipment retrieval
3. Activation of emergency medical system (EMS): Have EMS radio a squad or call 911 from landline or cell phone (provide name, address, telephone number, number of individuals injured, condition of injured, first aid treatment, specific directions, other information as needed)
4. Designate individual to meet EMS at Clubhouse entrance
5. Scene Control: limit scene to first aid providers and move bystanders away from area

**Inclement Weather "Safe Area":** Designated "safe-area" in clubhouse



## **EMERGENCY ACTION PLAN: WESTERN TENNIS AND FITNESS CENTER**

**Address:** 5490 MUDDY CREEK ROAD, CINCINNATI, OH 45238

- Women's Tennis

### **Venue Directions:**

From Glenway Avenue, turn west onto Muddy Creek Road. Then turn right at 3<sup>rd</sup> Driveway. Continue up hill and enter at court level, past main entrance and at southwest corner of building.



### **Emergency Personnel:**

Certified athletic trainer(s) and Athletic Training Student(s) on-call for practices; on-site for events

EMS personnel on-call for practices and events

Physician(s) on-call for practices and events

### **Emergency Communication:**

Landline: Dial 911: Fitness Center or Clubhouse

Cellular: Dial 911: Department of Athletics staff; student-athletes

***\*If athletic trainer is not on-site call 911 then call 513-556-4352 to reach the Athletic Training Room or call athletic trainer\****

### **Emergency Equipment:**

Practices and Events: First Aid Kit assigned to Women's Tennis Coach; AED at Clubhouse

### **Role of First Responders:**

1. Immediate care of the injured or ill student-athlete
2. Emergency equipment retrieval
3. Activation of emergency medical system (EMS): Have EMS radio a squad or call 911 from landline or cell phone (provide name, address, telephone number, number of individuals injured, condition of injured, first aid treatment, specific directions, other information as needed)
4. Designate individual to meet EMS at court level entrance
5. Scene Control: limit scene to first aid providers and move bystanders away from area

**Inclement Weather "Safe Area":** Designated "safe-area" in locker rooms at court level