

# CINCINNATI BASKETBALL

2 NATIONAL TITLES • 6 FINAL FOURS • 8 ELITE EIGHTS • 10 SWEET SIXTEENS • 30 NCAA TOURNAMENTS • 38 CONFERENCE CHAMPIONSHIPS



## GAME 3

24/25 CINCINNATI (2-1, 0-0 AMERICAN)

vs PENN STATE (2-2, 0-0 BIG TEN)

Sunday, Nov. 20 • 3:30 p.m. (ET) • Mohegan Sun • Uncasville, Conn.

## GAME AT A GLANCE

**SERIES INFO:** Second meeting. Penn State leads 1-0 overall; 1-0 at neutral sites

**LAST MEETING:** Penn State won 74-66 at the Quaker State Invitational on Dec. 29, 1973 in Philadelphia, Penn.

**STREAK:** Penn State - 1

**COACHES:** Mick Cronin is in his 11th season at Cincinnati (209-130); 14th season overall (278-154)

**Patrick Chambers** is in his sixth season at Penn State (74-93); eighth season overall (116-121)

**AP/USA TODAY RANKINGS (NOV. 14):** Cincinnati (24/25); Penn State (--/--)

**RADIO:** 1360 AM WSAI; **Mo Egger** provides play-by-play with color analyst **Chuck Machock**.

**TV:** ESPN 2; **Bob Picozzi** provides play-by-play with color analyst **Malcolm Huckaby**. **Jeff Goodman** reports.

**UC TWITTER PAGES:** @GoBears and @GoBearsMBB

## CINCINNATI PROBABLE STARTERS & RESERVES

NO.	NAME	POS.	HT.	WT.	CL.-EXP.	HOMETOWN	GP-GS	PPG	RPG	APG	MIN
10	Troy Caupain	G	6-4	210	Sr.-3L	Midlothian, Va.	3-3	10.0	5.0	5.3	33.3
25	Kevin Johnson	G	6-3	185	Sr.-3L	Cincinnati, Ohio	3-3	2.3	2.3	0.7*	21.0
1	Jacob Evans III	G/F	6-6	210	So.-1L	Baton Rouge, La.	3-3	22.3	4.0	2.0	33.0
11	Gary Clark	F	6-8	225	Jr.-2L	Clayton, N.C.	3-3	6.7	6.3	2.3^	29.0
24	Kyle Washington	F	6-9	230	Jr.-Tr.	Champlin, Minn.	3-3	17.3	8.3	2.0^	27.3

### OFF THE BENCH

3	Justin Jenifer	G	5-10	175	So.-1L	Baltimore, Md.	3-0	5.0	2.0	2.3	20.7
34	Jarron Cumberland	G	6-5	218	Fr.-HS	Wilmington, Ohio	3-0	4.7	1.3	1.3	15.7
0	Quadri Moore	F	6-8	230	Jr.-2L	Linden, N.J.	2-0	5.0	3.0	0.0	11.5
13	Tre Scott	F	6-8	225	R-Fr.-HS	Darien, Ga.	3-0	3.3	1.7	0.7^	5.3
33	Nysier Brooks	C	6-11	240	Fr.-HS	Philadelphia, Pa.	3-0	1.0	0.7	0.3^	5.3
45	Zack Tobler	F	6-5	225	Sr.-3L	Fort Mitchell, Ky.	2-0	1.5	1.0	0.0	1.5
14	Jackson Bart	F	6-5	210	R-Fr.-Tr.	Bartlesville, Okla.	1-0	0.0	0.0	0.0	1.0
32	John Koz	G	6-1	190	Fr.-HS	Cleveland, Ohio	1-0	0.0	0.0	0.0	1.0

Starters based on last game; @-Statistics from last season of high school; ^-Blocks; \*-Steals

## CINCINNATI STORYLINES

- » Cincinnati returns three starters and seven lettermen from the 2015-16 campaign that saw the Bearcats finish 22-11, tie for third place in the American Athletic Conference (12-6) and advance to the NCAA Tournament for a sixth consecutive time.
- » Conference coaches picked the Bearcats as the pre-season favorite to win The American, edging UConn by one vote (95-94).
- » UC senior guard Troy Caupain has been selected to award watch lists for the Naismith Men's College Player of the Year and the Lute Olson National Player of the Year, and was tabbed The American's Co-Preseason Player of the Year (along with Dedric Lawson of Memphis).
- » UC junior forward Gary Clark has been named to the watch list for the Lute Olson Player of the Year Award, and, along with Caupain, was a unanimous selection for first team All-AAC accolades.
- » Caupain is the lone conference player returning who earned postseason first-team all-league honors last season.
- » Sophomore Jacob Evans is one of 20 players in the nation selected to the preseason watch list for the

Jerry West Shooting Guard of the Year award.

- » Cincinnati is one of eight teams to appear in the NCAA Tournament each of the last six seasons (along with Duke, Gonzaga, Kansas, Michigan State, North Carolina, VCU and Wisconsin).
- » Mick Cronin begins his second decade as head coach at Cincinnati in 2016-17. At 45-years old, he ranks first in career wins (278) and NCAA Tournament appearances (eight) among active coaches his age. He also lists fifth in career wins among active coaches under the age of 50.
- » Cincinnati's 27-year old gymnasium, Fifth Third Arena, will undergo a privately-funded \$87 million renovation following the 2016-17 campaign. Among the improvements are a permanent 360-degree lower bowl with new chairback seating, a 360-degree upper bowl with court-centric seating, new club seats, loge seats and premium suites, new locker rooms and classroom space and new scoreboards and sound system. The facility will reopen for the 2018-19 campaign.

## 2016-17 SCHEDULE/RESULTS

Day/Date	Opponent	TV	Time/Result
Wed./Nov. 2	Bellarmine (Exh.)	Bearcats TV	W, 64-55

### NAISMITH MEMORIAL HALL OF FAME TIP-OFF

Fri./Nov. 11	1-Brown	ESPN3	W, 84-55
Mon./Nov. 14	1-Albany	ESPN2	W, 74-51
Sat./Nov. 19	2-No. 21 Rhode Island	ESPN3	L, 71-76
Sun./Nov. 20	2-Penn State	ESPN2	3:30 p.m.

Wed./Nov. 23	Samford	ESPN3	7 p.m.
Sat./Nov. 26	Lipscomb	F50/ESPN3	2:30 p.m.
Thurs./Dec. 1	at Iowa State	ESPN	9 p.m.
Sun./Dec. 4	Bowling Green	ESPN2	8 p.m.
Sat./Dec. 10	at Butler	F51	4:30 p.m.
Tues./Dec. 13	Texas Southern	ESPN3	7 p.m.
Sat./Dec. 17	Fairleigh Dickinson	F50/ESPN3	2:30 p.m.
Thurs./Dec. 22	Marshall	CBSSN	7 p.m.
Wed./Dec. 28	at Temple •	ESPN2	9 p.m.
Sun./Jan. 1	Tulane •	CBSSN	7 p.m.
Sat./Jan. 7	at Houston •	ESPN2	9 p.m.
Thurs./Jan. 12	SMU •	ESPN/ESPN2	9 p.m.
Sun./Jan. 15	at East Carolina •	CBSSN	4 p.m.
Wed./Jan. 18	Temple •	CBSSN	7 p.m.
Sat./Jan. 21	at Tulane •	CBSSN	4 p.m.
Thurs./Jan. 26	3-Xavier	ESPN2	7 p.m.
Sun./Jan. 29	USF •	CBSSN	4 p.m.
Wed./Feb. 1	at Tulsa •	CBSSN	9 p.m.
Sat./Feb. 4	UConn •	ESPN/ESPN2	TBA
Wed./Feb. 8	UCF •	ESPN2	9 p.m.
Sun./Feb. 12	at SMU •	ESPN	4 p.m.
Wed./Feb. 15	at USF •	ESPN2	7 p.m.
Sat./Feb. 18	Tulsa •	ESPN2	12 p.m.
Thurs./Feb. 23	Memphis •	ESPN/ESPN2	7 p.m.
Sun./Feb. 26	at UCF •	CBSSN	3 p.m.
Thurs./Mar. 2	Houston •	ESPN/ESPN2	7 p.m.
Sun./Mar. 5	at UConn •	CBS	12 p.m.

### AMERICAN CHAMPIONSHIP (HARTFORD, CONN.)

Mar. 9-12	4-TBA	ESPN Networks	TBA
-----------	-------	---------------	-----

### NCAA CHAMPIONSHIP

Mar. 14-15	5-First Four	Turner	TBA
Mar. 16-19	6-First & Second Rounds	CBS/Turner	TBA
Mar. 23-26	7-Regional Semis/Finals	CBS/Turner	TBA
Apr. 1 & 3	8-Final Four/Championship	CBS/Turner	TBA

**Notes:** All times listed are Eastern. Home games are in **boldface**.

(•) - Denotes American Athletic Conference game.

**Key:** CBSSN - CBS Sports Network; F50/ESPN3 - Game will be televised regionally by FOX Sports Ohio and is also available on ESPN3 outside the F50 viewing area. F51 - Fox Sports 1;

ESPN/ESPN2 - Game will be televised by either ESPN or ESPN2 with decision made one week prior.

1-Naismith Memorial Hall of Fame Tip-Off (campus sites); 2-Naismith Memorial Hall of Fame Tip-Off (Mohegan Sun); 3-Skyline Chili Crosstown Shootout; 4-American Championship (XL Center);

5-NCAA Championship First Four site: Dayton, Ohio (University of Dayton Arena);

6-NCAA Championship First and Second Round sites: Buffalo, N.Y. (First Niagara Center),

Milwaukee, Wisc. (BMO Harris Bradley Center), Orlando, Fla. (Amway Center), Salt Lake City, Utah

(Vivint Smart Home Arena), Greensboro, N.C. (Greensboro Coliseum),

Indianapolis, Ind. (Bankers Life Fieldhouse), Tulsa, Okla. (BOK Center), Sacramento, Calif. (Entertainment and Sports Center),

7-NCAA Championship Regional sites: Kansas City, Kan. (Sprint Center),

San Jose, Calif. (SAP Center), Memphis, Tenn. (FedExForum), New York, N.Y. (Madison Square Garden);

8-NCAA Championship Final Four site: Phoenix, Ariz. (University of Phoenix Stadium).

## 2016-17 CINCINNATI NUMERICAL ROSTER

NO.	NAME	POS.	HT.	WT.	CLASS	EXP.	HOMETOWN/LAST SCHOOL
0	Quadri Moore	F	6-8	230	Jr.	2L	Linden, N.J./Linden HS
1	Jacob Evans III	G/F	6-6	210	So.	1L	Baton Rouge, La./St. Michael the Archangel HS
3	Justin Jenifer	G	5-10	175	So.	1L	Baltimore, Md./Milford Mill Academy
10	Troy Caupain	G	6-4	210	Sr.	3L	Midlothian, Va./Cosby HS
11	Gary Clark	F	6-8	225	Jr.	2L	Clayton, N.C./Clayton HS
13	Tre Scott	F	6-8	225	R-Fr.	HS	Darien, Ga./McIntosh County Academy
14	Jackson Bart #	F	6-5	210	R-Fr.	Tr.	Bartlesville, Okla./Oral Roberts
15	Cane Broome @	G	6-0	160	Jr.	Tr.	East Hartford, Conn./Sacred Heart
24	Kyle Washington	F	6-9	230	Jr.	Tr.	Champlin, Minn./NC State
25	Kevin Johnson	G	6-3	185	Sr.	3L	Cincinnati, Ohio/Summit Country Day School
32	John Koz #	G	6-1	190	Fr.	HS	Cleveland, Ohio/Bay HS
33	Nysier Brooks	C	6-11	240	Fr.	HS	Philadelphia, Pa./Advanced Prep International (Texas)
34	Jarron Cumberland	G	6-5	218	Fr.	HS	Wilmington, Ohio/Wilmington HS
45	Zack Tobler #	F	6-5	225	Sr.	3L	Fort Mitchell, Ky./Covington Catholic HS

## 2016-17 CINCINNATI ALPHABETICAL ROSTER

NO.	NAME	POS.	HT.	WT.	CLASS	EXP.	HOMETOWN/LAST SCHOOL
14	Jackson Bart #	F	6-5	210	R-Fr.	Tr.	Bartlesville, Okla./Oral Roberts
33	Nysier Brooks	C	6-11	240	Fr.	HS	Philadelphia, Pa./Advanced Prep International (Texas)
15	Cane Broome @	G	6-0	160	Jr.	Tr.	East Hartford, Conn./Sacred Heart
10	Troy Caupain	G	6-4	210	Sr.	3L	Midlothian, Va./Cosby HS
11	Gary Clark	F	6-8	225	Jr.	2L	Clayton, N.C./Clayton HS
34	Jarron Cumberland	G	6-5	218	Fr.	HS	Wilmington, Ohio/Wilmington HS
1	Jacob Evans III	G/F	6-6	210	So.	1L	Baton Rouge, La./St. Michael the Archangel HS
3	Justin Jenifer	G	5-10	175	So.	1L	Baltimore, Md./Milford Mill Academy
25	Kevin Johnson	G	6-3	185	Sr.	3L	Cincinnati, Ohio/Summit Country Day School
32	John Koz #	G	6-1	190	Fr.	HS	Cleveland, Ohio/Bay HS
0	Quadri Moore	F	6-8	230	Jr.	2L	Linden, N.J./Linden HS
13	Tre Scott	F	6-8	225	R-Fr.	HS	Darien, Ga./McIntosh County Academy
45	Zack Tobler #	F	6-5	225	Sr.	3L	Fort Mitchell, Ky./Covington Catholic HS
24	Kyle Washington	F	6-9	230	Jr.	Tr.	Champlin, Minn./NC State

@ - Will sit out the 2015-16 season due to NCAA transfer rules; # - Walk-on

### COACHING & SUPPORT STAFF

Head Coach: Mick Cronin (11th season at UC; 14th season overall)

Associate Head Coach: Larry Davis

Assistant Coaches: Darren Savino, Antwon Jackson

Director of Basketball Operations: Mark Berger

Director of Student-Athlete Development: T.J. Wolf

Video Coordinator: Greg YOUNCOFSKI

Program Assistant: JaQuon Parker

Head Athletic Trainer: Robb Williams

Director of Strength & Conditioning: Mike Rehfeldt

Assistant Director of Equipment: Andy Frigge

## PRONUNCIATION

NYSIER Brooks	nah-SEER
Troy CAUPAIN	co-PAIN
JARRON Cumberland	JAIR-in
John KOZ	COSE (or rhymes with nose)
QUADRI Moore	QUAD-ree

## ROSTER INFORMATION

### BY STATE/COUNTRY

Connecticut	(1) Cane Broome
Georgia	(1) Tre Scott
Kentucky	(1) Zack Tobler
Louisiana	(1) Jacob Evans
Maryland	(1) Justin Jenifer
Minnesota	(1) Kyle Washington
New Jersey	(1) Quadri Moore
North Carolina	(1) Gary Clark
Ohio	(3) Jarron Cumberland, Kevin Johnson, John Koz
Oklahoma	(1) Jackson Bart
Pennsylvania	(1) Nysier Brooks
Virginia	(1) Troy Caupain

### BY CLASS

True Freshmen	(3) Nysier Brooks, Jarron Cumberland, John Koz
R-Freshmen	(2) Jackson Bart, Tre Scott
Sophomores	(2) Jacob Evans III, Justin Jenifer
Juniors	(4) Cane Broome, Gary Clark, Quadri Moore, Kyle Washington
Seniors	(3) Troy Caupain, Kevin Johnson, Zach Tobler

### BY HEIGHT

6-11	(1) Nysier Brooks
6-9	(1) Kyle Washington
6-8	(3) Gary Clark, Quadri Moore, Tre Scott
6-6	(1) Jacob Evans III
6-5	(3) Jackson Bart, Jarron Cumberland, Zack Tobler
6-4	(1) Troy Caupain
6-3	(1) Kevin Johnson
6-1	(1) John Koz
6-0	(1) Cane Broome
5-10	(1) Justin Jenifer

## CINCINNATI QUICK FACTS

### GENERAL INFORMATION

Location	Cincinnati, Ohio 45221
Founded	1819
Enrollment	44,338
Nickname	Bearcats
Colors	Red (PMS: 186) and Black
Arena (Capacity)	Fifth Third Arena (13,176)
Affiliation	NCAA Division I
Conference	American
President	Beverly J. Davenport
Director of Athletics	Mike Bohn
Faculty Representative	Dr. David M. Szymanski
Department of Athletics Phone	(513) 556-4603
Athletics Ticket Office Phone	(877) CATS-TIX

### ATHLETIC COMMUNICATIONS

Asst. AD/Primary Basketball Contact	Andre Foushee
Office/Cell Phone	(513) 556-5182/(859) 797-7871
Email Address	Andre.Foushee@uc.edu
Secondary Basketball Contact	Alex Ryan
Office/Cell Phone	513-556-0618/(513) 623-9992
Email Address	Alex.Ryan@uc.edu
Press Row Phone	(513) 556-3800
Website	GoBearcats.com
Twitter	@GoBearcats and @GoBearcatsMBB

### BASKETBALL STAFF

Head Coach	Mick Cronin (Cincinnati '97)
Basketball Office Phone	(513) 556-5847
Associate Head Coach	Larry Davis (Asbury '78)
Assistant Coach	Darren Savino (Jersey City '94)
Assistant Coach	Antwon Jackson (Pikeville College '93)
Director of Operations	Mark Berger (Cincinnati '01)
Dir. of Student-Athlete Development	T.J. Wolf (Murray State '07)
Video Coordinator	Greg YOUNCOFSKI (Kansas '13)
Program Assistant	JaQuon Parker (Cincinnati '14)
Assoc. AD/Sports Medicine	Bob Mangine (Pittsburgh '73)
Head Athletic Trainer	Robb Williams (Ohio State '82)
Dir. /Strength & Condition	Mike Rehfeldt (St. Cloud St. '05)
Administrative Assistant	Winona Shaw-Gunn

### HISTORY

First year of basketball	1901-02
All-time record	1,729-998 (.634)
NCAA appearances / last	30 / 2016
All-time record	44-29 (.603)
Final Four appearances / last	6 / 1992
Elite Eight appearances / last	8 / 1996
Sweet 16 appearances / last	10 / 2012
Conference Championships / last	38 / 2014
Postseason NIT appearances / last	10 / 2010
All-time record	8-10 (.444)

### TEAM INFORMATION

2015-16 Record	22-11
American Athletic Conference Record (Place)	12-6 (T-3rd)
Starters returning/lost	2/3
Letterwinners returning/lost	7/4
Percent of scoring returning	57.2 percent (1,384 of 2,418)
Percent of rebounding returning	55.5 percent (662 of 1,193)



## GAME PREVIEW

- » The 24th-ranked University of Cincinnati Bearcats (2-1) wrap up play in the Naismith Memorial Hall of Fame Tip Off on Sunday in a consolation game with Penn State (2-2) at the Mohegan Sun in Uncasville, Conn.
- » The game tips at 3:30 p.m. ET and will be broadcast on ESPN2 and 1360 AM WSAI.
- » The Bearcats fell short to No. 21 Rhode Island 76-71 in semifinals action on Saturday. Jacob Evans scored a game-high 25 points on 8-of-12 shooting with six rebounds. Kyle Washington earned his second double-double in three games with a career-high 23 points on 8-of-15 shooting with 10 rebounds and four blocks. Troy Caupain added 12 points and five assists.
- » Penn State dropped a 78-68 decision to No. 1 Duke earlier Saturday. Four Nittany Lions scored in double figures led by Tony Carr's game-high 20 points on 8-of-19 shooting and six rebounds.
- » Penn State won the only meeting in series history, a 74-66 result at the Quaker City Invitational on Dec. 29, 1973 in Philadelphia, Pennsylvania.

## SCOUTING PENN STATE

- » Penn State came to Connecticut having won back-to-back games against Duquesne (82-74) and Grand Canyon (85-76) since dropping its season opener with Albany (87-81).
- » The Nittany Lions dropped 78-68 decision to No. 1 Duke on Saturday.
- » The Nittany Lions return three starters and welcome seven newcomers this season. Penn State finished 16-16 overall and 7-11 in the Big Ten in 2015-16, finishing the regular season with a winning record for the second consecutive year - a first since 1995-96.
- » Four Penn State players average double figures led by Lamar Stevens (16.0) and Tony Carr (16.0). Stevens also averaged 5.3 rebounds and 1.5 blocks while shooting 51.3 percent (20 of 39) from the field. He's scored more than a third of his points from the free throw line, making 24 of 27 attempts.
- » Carr averages a team-best 4.3 assists.
- » Payton Banks leads the squad with 13 three-pointers.

## PENN STATE SERIES HISTORY

- » Penn State leads the all-time series 1-0, claiming a 74-66 win at the Quaker City Invitational on Dec. 29, 1973 in Philadelphia, Pennsylvania.

## CINCINNATI VS. THE BIG TEN

- » Cincinnati is 53-45 all-time with current members of the Big 10: Illinois (1-3), Indiana (3-12), Iowa (6-2), Maryland (2-2), Michigan (1-3), Michigan State (4-9), Minnesota (7-2), Nebraska (5-1), Northwestern (1-0), Ohio State (4-6), Penn State (0-1), Purdue (3-0), Rutgers (16-4), Wisconsin (5-1).
- » **LAST BIG TEN MATCH-UP:** The Bearcats defeated Purdue 66-65 in overtime in the first round of the 2015 NCAA Tournament (March 19) in Louisville, Kentucky.

## RHODE ISLAND GAME RECAP

- » **No. 24/25 Cincinnati falls to No. 21/22 Rhode Island, 76-71 (Nov. 19, 2016)**
- » Rhode Island overcame a 12-point deficit, shooting 51.9 percent (14 of 27) in the second half and outrebounded Cincinnati 39-30 for the game in posting a 76-71 win the semifinals of the Naismith Memorial Hall of Fame Tip Off at the Mohegan Sun in Uncasville, Connecticut.
- » Jacob Evans scored a season-high 25 points for the Bearcats while Kyle Washington registered his second double-double of the season with a career-high 23 points with 10 rebounds and four blocks. Troy Caupain added 12 points and five assists.
- » Rhode Island was led by E.C. Matthews' 18 points. Matthews and Jared Terrell (14 points) hit four three each. Kuran Iverson tallied 15 points, 10 rebounds and five assists.
- » Cincinnati shot 54.2 percent (13 of 24) in the first half but couldn't hold an eight-point halftime lead.

## BEARCATS HEADLINERS

### #10 TROY CAUPAIN, G

- » Named to the preseason watch list for the Naismith Men's College Player of the Year.
- » Selected to the preseason watch list for the Lute Olson National Player of the Year Award.
- » AAC Co-Preseason Player of the Year (2016-17)
- » Unanimous Preseason AAC First Team selection (2016-17)
- » First Team All-AAC (2015-16)
- » Among returning league players (entering the season): ranks first in free throw percentage (.788), second in assists (4.8), second in assist-to-turnover ratio (2.7), fourth in minutes played (33.5) and sixth in scoring (13.0).
- » Tallied a career-high 37 points with 10 rebounds, five assists and no turnovers in 56 minutes of play vs. UConn in the four-overtime American Championship quarterfinal loss last season.
- » Handed out 160 assists in 2015-16, most since Cashmere Wright (169 in 2011-12).
- » His 4.8 assists average last season, was the highest by a UC player since Taron Baker (5.0 in 2002-03).
- » On pace to finish career among the top five players in school history in assists, games played and minutes played.
- » Needs 30 points to join Cincinnati's 1,000-point club.

### #11 GARY CLARK, F

- » Selected to the preseason watch list for the Lute Olson National Player of the Year Award.
- » Unanimous Preseason AAC First Team selection (2016-17)
- » Second Team All-AAC (2015-16)
- » AAC Defensive Player of the Year (2015-16)
- » Among returning league players (entering the season): ranks first in offensive rebounds (3.4), tied for second in steals (1.4), third in blocks (1.5), third in defensive rebounds (5.4) and fourth in field goal percentage (.519).
- » Grabbed 290 rebounds last season, most in a single season since Erik Hicks (329 in 2005-06)
- » Pulled own 536 rebounds in his first two seasons, most since Danny Fortson (574 in 1995 and 1996 combined).
- » On pace to finish career among the top five players in school history in rebounds and blocks.
- » Needs 373 points to join Cincinnati's 1,000-point club.

## #1 JACOB EVANS, G

- » Selected to the preseason watch list for the Jerry West Shooting Guard of the Year Award.
- » Ranked among the league's freshmen last season in free throw percentage (third at .804), rebounding (fourth at 4.1), blocks (fourth at 0.8), scoring (sixth at 8.4) and three-point percentage (sixth at .333).
- » Scored the most points by a UC freshman in an NCAA Tournament game, posting a career-high 26 points against Saint Joseph's (3/18/16).
- » **LAST 4 GAMES:** Evans has led the Bearcats in scoring in four consecutive games dating back to a career-high 26-point performance in the 2016 NCAA Tournament first round against Saint Joseph's.
- » Evans has scored 20-plus points in two of three games this season, including a season-high 25 points against No. 21 Rhode Island on Saturday. He enters Sunday's match up with Penn State, shooting 62.9 percent (22 of 35) from the field with a team-high eight three-pointers.
- » **AAC HONOR ROLL:** Evans was selected Monday to The American's Weekly Honor Roll after scoring a game-high 23 points on 9-of-12 shooting with four threes against Brown (11/14). He was named the league's rookie of the week twice last season.
- » His mother, Theresa Chatman-Evans, played point guard at Grambling.

## #24 KYLE WASHINGTON, F

- » Tabbed one the top newcomers/transfers in the conference and the nation according to preseason publications.
- » Sat out last season after transferring from NC State (averaged 6.8 points and 4.1 rebounds as a sophomore with the Wolfpack).
- » Has registered two double-doubles in three contests this season. He poured in a career-high 23 points on 8-of-15 shooting with 10 rebounds and four blocks Saturday against No. 21 Rhode Island. He registered 16 points and 12 rebounds while shooting 6 of 11 from the field in his Cincinnati debut against Brown (11/11).

## TIP-INS

- » **LAST TIME WITH TWO 20-POINT SCORERS:** Cincinnati had two 20-plus point scorers in the same game Saturday against Rhode Island - Jacob Evans [25] and Kyle Washington [23] - for the first time since Sean Kilpatrick (34) and Titus Rubles (24) helped defeat No. 20 Memphis 97-84 on Senior Day, March 6, 2014, at Fifth Third Arena.
- » **NOTES ON THE DEFENSE:** UC has recorded 27 steals (9.0 per game) and 22 blocks (7.3) through its first three games of the season. Last season, the Bearcats ranked 28th nationally in steals per game (7.8), fourth in blocks per game (5.8) and ninth in total blocks (182).
- » **RARE DEFENSIVE LAPSE:** Cincinnati allowed 45 second-half points in its loss to Rhode Island Saturday. It marked the most points surrendered in a half since Butler scored 50 points in the second half en route to topping the Bearcats 78-76 on Dec. 2, 2015 at Fifth Third Arena. UC also allowed 45 points in the first half in its 81-79 home loss to Iowa State on Dec. 22, 2015.
- » Since UC started its run of six consecutive appearances in the NCAA Tournament (starting with the 2010-11 season), the Bearcats have allowed their opponents to score 70 or more points in only 13.8 percent of its games (29 of 210).
- » **DOUBLE-DOUBLES:** NC State transfer Kyle Washington has registered a pair of double-double already this season (23 points/10 rebounds vs. Rhode Island [11/19] and

## WHAT'S BEEN SAID

### CINCINNATI IN PRESEASON RANKINGS

POLL	RANKING
Associated Press Poll	RV
USA Today Coaches' Poll	25
Pomeroy Ratings	28
Athlon Magazine	20
Lindy's Magazine	17
Sporting News Magazine	NR
Dick Vitale's Top 40	26

### PREDICTING CINCINNATI'S LEAGUE FINISH

OUTLET	FINISH
AAC Preseason Coaches' Poll	1st
Athlon Magazine	2nd
Lindy's Magazine	2nd
Sporting News Magazine	2nd

### PLAYER PRAISE

OUTLET	HONOR/ACCOLADE
<b>TROY CAUPAIN</b>	
Atlanta Tip-Off Club	Naismith Men's College POY Watch List
CollegeInsider.com	Lute Olson National POY Watch List
AAC Coaches	AAC Preseason Co-Player of the Year
AAC Coaches	AAC First Team (unanimous)
Athlon Magazine	AAC First Team
Athlon Magazine	Undisputed leader of the team
Athlon Magazine	Caupain-Clark are AAC's best duo
Lindy's Magazine	Top playmaker in the AAC
Lindy's Magazine	Legit All-American candidate
Sporting News	Second among Top 10 AAC players
CBS Sports	Top 100 players poll (73rd)
Sports Illustrated	Top 100 scorers (91st)
Sports Illustrated	Caupain-Clark are AAC's best duo
Mark Adams, ESPN Analyst	1 of nation's Top 12 point guards

### GARY CLARK

CollegeInsider.com	Lute Olson National POY Watch List
AAC Coaches	AAC First Team (unanimous)
Athlon Magazine	AAC First Team
Athlon Magazine	Caupain-Clark are AAC's best duo
Lindy's Magazine	AAC First Team
Lindy's Magazine	AAC's top defender
Sporting News	Fourth among Top 10 AAC players
Sports Illustrated	Caupain-Clark are AAC's best duo
CBS Sports	Top 100 players poll (70th)
Mark Adams, ESPN Analyst	1 of nation's Top 13 power forwards
Jon Rothstein, U Sports	1 of nation's Top 10 glue guys

### KYLE WASHINGTON

Athlon Magazine	1 of nation's Top 14 impact transfers
Jon Rothstein, U Sports	1 of nation's Top 20 impact transfers
Lindy's Magazine	AAC's most impactful newcomer
Sporting News	1 of Top 5 AAC newcomers

### JACOB EVANS

Naismith HOF	Jerry West Top-Shooting Guard Award Watch List
Jeff Goodman, ESPN	Cincinnati's best NBA draft prospect
Jon Rothstein, U Sports	1 of nation's Top 20 breakout players

### JARRON CUMBERLAND

Jon Rothstein, U Sports	1 of nation's Top 20 under radar players
Sports Illustrated	35th on top freshmen scorers poll

16 points/12 rebounds vs. Brown [11/11]). Last season, the Bearcats posted 17 double-doubles, including seven in the last 10 games of the year. Gary Clark led all Bearcats with eight while Octavius Ellis add seven in 2015-16.

» **NOVEMBER:** Cincinnati's loss to Rhode Island on Saturday snapped a nine-game win streak in the month of November. The Bearcats are 53-9 under Mick Cronin during the month of November. The Bearcats have won and 26 of their last 28 games in the month. The other loss during the stretch was a 66-54 setback to Ole Miss in the championship game of the Emerald Coast Classic on Nov. 29, 2014 in Niceville, Florida.

### FIFTH THIRD ADVANTAGE

- » Cincinnati is 49-7 at Fifth Third Arena since the start of the 2013-14 season. The Bearcats were 14-3 at home last season, 15-3 in 2014-15 and 18-1 in 2013-14.
- » The Bearcats are 24-3 at Fifth Third Arena in American Athletic Conference games.
- » UC is 370-79 (.824) all time in Fifth Third Arena, home of the Bearcats since the 1989-90 campaign. UC is 134-45 (.749) at the facility during the Mick Cronin coaching era.

## - SEASON NOTES -

### BEARCATS PICKED TO WIN THE AMERICAN

- » American Athletic Conference coaches picked Cincinnati to win the league at preseason media day on Oct. 24.
- » The Bearcats received a league-high six first-place votes and 95 points overall in the preseason poll to finish ahead of UConn, who gathered five first-place votes and 94 points overall. SMU (76 points) was tabbed third followed by Houston (75), Memphis (63), Temple (56), East Carolina (39), UCF (37), Tulsa (34), USF (25) and Tulane (11).
- » It marks the first time UC has been the preseason pick to win a league since 2002-03 (Conference USA).

### PRESEASON AAC COACHES' POLL

TEAM (FIRST-PLACE VOTES)	POINTS
<b>Cincinnati (6)</b>	<b>95</b>
UConn (5)	94
SMU	76
Houston	75
Memphis	63
Temple	56
East Carolina	39
UCF	37
Tulsa	34
USF	25
Tulane	11

## CAUPAIN, CLARK RECEIVE PRESEASON

### ACCOLADES FROM LEAGUE COACHES

- » UC senior guard Troy Caupain and junior forward Gary Clark garnered preseason acclaim from American Athletic Conference coaches at the league's media day on Oct. 24.
- » Caupain earned The American's Co-Preseason Player of the Year honor along with Memphis sophomore swingman Dedric Lawson. Caupain and Clark were both selected as the only unanimous picks to the league's first team. Other first-team selections were Lawson along with SMU forward Ben Moore and Houston guard Damyan Dotson.
- » Caupain is the first Bearcat named conference preseason player of the year since Steve Logan earned the recognition from Conference USA coaches before the 2001-02 season.
- » Caupain is the lone conference player returning who earned postseason first-team all-league honors a year ago.

## PRESEASON AAC ALL-CONFERENCE TEAMS

### PRESEASON CO-PLAYERS OF THE YEAR

**Troy Caupain, G, Sr., Cincinnati**

Dedric Lawson, G/F, So., Memphis

### FIRST TEAM

**Troy Caupain, G, Cincinnati\***

**Gary Clark, F, Cincinnati\***

Dedric Lawson, G/F, Memphis

Ben Moore, F, SMU

Damyan Dotson, G, Houston

### SECOND TEAM

Shake Milton, G, SMU

Jalen Adams, G, UConn

Jahmal McMurray, G, USF

Rob Gray, Jr., G, Houston

B.J. Tyson, G, East Carolina

\* unanimous selection



## TRIO SIGNS WITH BEARCATS

- » Guards Trevor Moore and Keith Williams and forward/center Elie Nsoeme (Ellie Nah-SOE-mee) signed national letters of intent in November to attend the University of Cincinnati and play basketball for the Bearcats beginning with the 2017-18 season.
- » Moore, a 6-foot-5, 195-pound guard from Houston, Texas, averaged 14.3 points while shooting 37.6 percent (56 of 149) from three-point range and 39.0 percent (67 of 172) from the field during 16 games for the 2016 Houston Defenders, an AAU squad on the Under Armour Association's 17U summer circuit. His 35 three-pointers during the circuit's April-May schedule ranked second among all guards. A three-time all-district selection at Phillis Wheatley High School, Moore led the Greater Houston area in three-pointers made as a junior. He is currently enrolled at South Kent Prep in Connecticut.
- » Williams, a 6-foot-5, 190-pound guard from Brooklyn, New York, averaged 15.0 points and 4.3 rebounds while shooting 47.8 percent (96 of 201) from the field and 40.6 percent (28 of 69) from three-point range in 17 games for New Heights, an AAU squad on the 2016 Under Armour Association's 17U summer circuit. A 2015-16 First-Team All-Catholic High School Athletic Association selection, Williams helped guide Bishop Loughlin Memorial to a 22-8 record while averaging 16.0 points per game as a junior. He scored 21 points and surpassed 1,000 career points while leading Bishop Loughlin Memorial to the CHSAA Brooklyn-Queens AA diocesan title.
- » Nsoeme, a 6-foot-9, 195-pound forward/center from Kinsasha, Democratic Republic of Congo, has averaged 15 points, 12 rebounds, four blocks and three assists through five games this fall at The RISE Centre Academy in Brantford, Ontario, Canada. Last season at Clarkson Academy in Mississauga, Ontario, Canada, Nsoeme produced six triple-doubles (points, rebounds and blocks) while averaging 14 points, 11 rebounds and six blocks per game.

## BEARCAT POINTS OF PRIDE

- » UC is one of eight schools in the nation to play in six consecutive NCAA Tournaments, joining Duke, Gonzaga, Kansas, Michigan State, North Carolina, VCU and Wisconsin.
- » UC has appeared in the NCAA Tournament 20 times in the past 25 years - tied for seventh most in the nation.
- » UC is one of only 21 programs in the nation with 30 or more NCAA Tournament appearances.
- » Cincinnati enters the season ranked 20th in the nation for most all-time victories (1,727).
- » UC is one of two teams to rank among the nation's top-25 leaders in scoring defense each of the past four seasons (along with Louisville).
- » The Bearcats have won at least 22 games in each of the last five seasons, including a high mark of 27 victories during the 2013-14 season.
- » UC head coach Mick Cronin ranks as the winningest coach in the nation among active coaches his age (45) or younger and has the fifth-most wins (278) among coaches under 50-years old.
- » Cronin also ranks as one of only seven coaches to take his team to the NCAA Tournament in each of the last six years, joining Mark Few (Gonzaga), Tom Izzo (Michigan State), Mike Krzyzewski (Duke), Bill Self (Kansas), Shaka Smart (VCU/Texas) and Roy Williams (North Carolina).
- » The consistency of Cincinnati's coaching staff - entering its fifth season together - ranks as the second-longest unchanged staff among high-major programs according to John Akers at Basketball Times. Michigan State's staff ranks first, entering its sixth season intact in 2016-17.

## CINCINNATI TRADITION - BY THE NUMBERS

- » 2 National Titles (1961, 1962)
- » 6 Final Fours (1959-63, 1992)
- » 8 Elite Eights (Last: 1996)
- » 10 Sweet Sixteens (Last: 2012)
- » 30 NCAA Tournament Appearances
- » 20 NCAA Tournament Appearances since 1992
- » 10 NIT Appearances
- » 28 Conference Regular-Season Titles (Last: 2014)
- » 10 Conference Tournament Titles (Last: 2004 [C-USA])
- » 1,729 all-time wins (20th most in nation)
- » 30 All-Americans (Last: Sean Kilpatrick [2014])
- » 77 All-Conference Selections  
(Last: Troy Caupain & Gary Clark [2016])
- » 56 NBA Draft Picks (Last: Lance Stephenson [2010])
- » 49 members of 1,000-point club (T-9th most in nation)
- » 394 weeks ranked in AP Top 25 (12th most in nation)
- » 203 weeks ranked in AP Top 10
- » 45 weeks ranked No. 1
- » 2 Members of National Basketball Hall of Fame  
Jack Twyman & Oscar Robertson
- » 2 Olympic Gold Medalists  
Robertson (1960) & George Wilson (1964)

## CHARTING THE BEARCATS

### CAREER SCORING

RK	NAME (YEARS)	POINTS
1.	Oscar Robertson (1958-60)	2,973
2.	Sean Kilpatrick (2011-14)	2,145
3.	Steve Logan (1999-2002)	1,985
--		
47.	Field Williams (2001-04)	1,030
48.	John Howard (1966-68)	1,013
49.	David Kennedy (1978-81)	1,002
--	<b>Troy Caupain (2014-Present)</b>	<b>970</b>

### CAREER ASSISTS

RK	NAME (YEARS)	ASSISTS
1.	Deonta Vaughn (2007-10)	511
2.	Eddie Lee (1977-80)	500
3.	Cashmere Wright (2010-13)	482
4.	Steve Logan (1999-2002)	456
5.	Oscar Robertson (1958-60)	425
6.	Damon Flint (1994-97)	407
--	<b>Troy Caupain (2014-Present)</b>	<b>373</b>

### CAREER GAMES PLAYED

RK	NAME (YEARS)	GAMES PLAYED
1.	Sean Kilpatrick (2011-14)	140
--		
T10.	Bobby Brannen (1995-98)	129
	Leonard Stokes (2000-03)	129
	Jason Maxiell (2002-05)	129
	Deonta Vaughn (2007-10)	129
	Shaq Thomas (2013-16)	129
--	<b>Troy Caupain (2014-Present)</b>	<b>104</b>

### CAREER MINUTES PLAYED

RK	NAME (YEARS)	MINUTES PLAYED
1.	Sean Kilpatrick (2011-14)	4,315
--		
6.	Louis Banks (1988-91)	3,631
7.	Damon Flint (1994-97)	3,619
--	<b>Troy Caupain (2014-Present)</b>	<b>2,918</b>

## - 2015-16 SEASON REVIEW - TEAM ACCOMPLISHMENTS

- » Cincinnati featured one of the nation's best defenses, ranking 12th in scoring defense at 63.3 points per game. The Bearcats also ranked nationally in total blocks (ninth at 182), blocks per game (fourth at 5.8), field goal percentage defense (13th at .393), turnover margin (30th at 2.6), offensive rebounds per game (20th at 13.4) and steals per game (28th at 7.8).
- » UC ended the season ranked ninth in the nation for fewest fouls per game at 15.6.
- » UC finished the season averaging 7.6 three-pointers per game, second in The American and the second most in school history behind the 1993-94 squad (7.9 threes). The Bearcats' .348 three-point shooting percentage ranked as the highest of the Cronin era and best since the 2004-05 (.349).
- » Double-doubles were trending with the Bearcats during the year. Cincinnati registered at least one double-double in seven of the last 11 games and 17 times this season.
- » Cincinnati lost six games by two points last season. In eight of its 11 losses during the year - Butler, Iowa State, Temple (twice) at SMU, at Tulsa, vs. UConn in the league tournament and Saint Joseph's in the NCAA Tournament - UC held the lead at some point within the last five minutes of the game or in overtime periods.
- » Head coach Mick Cronin earned his 200th win at Cincinnati in a 97-75 home win over Tulane (1/24).

## PLAYER ACCOMPLISHMENTS

- » Troy Caupain's 4.8 assists per game during 2015-16 was the highest by a Bearcat since Taron Barker (5.0 in 2002-03).
- » Caupain finished with 160 assists last season, the most by a Bearcat since Cashmere Wright dished out a Mick Cronin-era record 169 during the 2011-12 campaign. He committed more turnovers than handed out assists in only three games.
- » Gary Clark and Octavius Ellis finished as the only duo in The American to rank among the top 10 leaders in rebounds, blocks and field-goal percentage.
- » Shaq Thomas finished his career seeing action in 129 games as a Bearcat, tying for 11th most in program history.

## 2015-16 NATIONAL RANKINGS

TEAM CATEGORY	STAT	RANK
Scoring Defense	63.3	12th
Field-Goal Percentage Defense	.393	13th
Blocks Per Game	5.8	4th
Personal Fouls/Game	15.6	9th
Fewest Fouls on the Season	515	10th
Total Blocks	192	9th
Offensive Rebounds/Game	13.36	20th

INDIVIDUAL CATEGORY	STAT	RANK
Gary Clark - Offensive Rebounds/Game	3.42	28th

-GOBEARCATS.COM-



## FIFTH THIRD ARENA RENOVATION BEGINS IN APRIL 2017

**Fifth Third Arena, the home of Cincinnati basketball since the start of the 1989-90 season, will undergo a privately-funded \$87-million renovation following the 2016-17 campaign.**

Construction is scheduled to begin in April 2017 and be completed prior to the 2018-19 campaign.

"Our entire University has grown and transformed into one of the best in the country over the past 15 years, both academically and aesthetically," men's basketball head coach Mick Cronin said. "This arena will be awesome. The planning has been meticulous and the first-class, new design is as good as I've seen across all of college basketball. This building is about our future and is a testament to the commitment our University and donors have toward our programs."

Proposed improvements to the facility, built in 1989 and originally named the Myrl H. Shoemaker Center, include the creation of a 360-degree seating bowl, new HD scoreboard, ribbon boards, sound system, an LED lighting system which will allow for enhanced gameday presentation, new restroom and concession facilities, a new upper-level concourse with its own fan amenities, expanded food and beverage options and a new main entrance and plaza with centralized ticketing and guest services. The renovated arena also will feature upgraded locker room spaces, expanded premium seating options, including a courtside club, arena club and concourse club as well as enclosed suites, loge seating, a new Bearcats Lounge and super suites.

"We are inspired by the passionate engagement from the Board of Trustees, campus leadership and key constituents who are making a bold commitment to our athletic program and the campus community," UC Director of Athletics Mike Bohn said.

Those interested in making a gift to the construction of the arena should contact the UCATS office at 513-556-0735.

### ARENA WEBSITE: OURHOUSE2018.COM

The University of Cincinnati Department of Athletics has launched a website for the upcoming Fifth Third Arena Renovation titled **OurHouse2018.com**.

The website, created in conjunction with the University's Office of Creative Services, was developed to provide Bearcats fans current and up-to-date information on the arena construction project which is already underway.

**OurHouse2018.com** features an updated fly-through of the arena renovations, new renderings and information for those interested in purchasing tickets, premium seating or making a donation to the \$87-million privately-funded project.

### SIXTH-FLOOR SUITES READY FOR 2016-17 SEASON

Fans visiting the University of Cincinnati's Fifth Third Arena this fall will have the opportunity to take part in a new premium seating experience for the 2016-17 season.

The addition of four luxury suites on the sixth floor of the arena is the first phase of an \$87-million renovation of the 26-year old venue which will kick off in earnest following the close of the 2016-17 basketball season.

The suites are being constructed on the sixth floor of the arena, which formerly housed the UCATS Club. The 18-seat suites will overhang the north baseline of the court.

Each suite is ADA accessible and features granite countertops, a flat-screen television, along with custom cabinets and furniture. Suite holders will receive four parking passes and also have access to a private lounge and restrooms on the sixth floor.

Each suite requires a commitment of \$40,000 a year for 10 years, plus a per ticket cost.



## THE CRONIN FILE

- » **Hometown:** Cincinnati, Ohio
- » **Alma Mater:** Cincinnati '97
- » **Family:** daughter, Samantha

## COACHING EXPERIENCE

- » **1998-2001:**  
Assistant Coach, Cincinnati
- » **2002-2003:**  
Associate Head Coach, Louisville
- » **2004-2006:**  
Head Coach, Murray State
- » **2007-Present:**  
Head Coach, Cincinnati

## AWARDS

- » 2014 American Athletic Conference Coach of the Year
- » 2014 NABC District 25 Coach of the Year
- » 2014 Finalist for USBWA Henry Iba Award
- » 2006 Ohio Valley Conference Coach of the Year

## NOTES & ACCOMPLISHMENTS

- » Leads the nation in Division I wins (278) and NCAA Tournament appearances (eight) among active coaches age 45 or younger entering the 2016-17 campaign.
- » One of only seven coaches to take his team to the NCAA Tournament in each of the last six years, joining Mark Few (Gonzaga), Tom Izzo (Michigan State), Mike Krzyzewski (Duke), Bill Self (Kansas), Shaka Smart (VCU/Texas) and Roy Williams (North Carolina).
- » Cincinnati has ranked among the nation's top 25 defenses each of the last four seasons in scoring defense, field-goal percentage defense and blocks per game.
- » The Bearcats claimed the 2014 American Athletic Conference regular-season crown.
- » Murray State won the 2004 Ohio Valley Tournament crown and the 2006 OVC regular-season and tournament title.
- » Cronin has directed eight teams to the NCAA Tournament as a head coach and advanced 13 teams to the Big Dance as a head coach or assistant.

# CINCINNATI HEAD COACH MICK CRONIN

The second decade of the Mick Cronin era begins now. Ten years after returning to his alma mater and hometown city in March 2006 with a determined work ethic, steady approach and vision for rebuilding the proud University of Cincinnati basketball program, Cronin has the Bearcats on solid footing poised for more prominence.

Though his first squad featured only one returning starter in 2006-07, Cronin tirelessly went to work setting the culture necessary to building long-term success while competing within arguably the sport's toughest league ever organized – the old BIG EAST Conference. Despite the surroundings, Cincinnati began the retooling process, becoming the only program from a major conference to improve its win total every season from 2007 to 2011, building from 11 wins in 2007 to 26 victories and a return to the NCAA Tournament in 2011.

Now a fixture at the Big Dance, Cincinnati can include itself on an elite list of eight programs appearing in six consecutive NCAA Tournaments, along with Duke, Gonzaga, Kansas, Michigan State, North Carolina, VCU and Wisconsin.

## SIX CONSECUTIVE TRIPS TO THE NCAA TOURNAMENT

2015-16: Cincinnati won 11 of its final 15 games of the regular season, including a 61-54 win over then-No. 24 SMU on March 6, to register its sixth consecutive NCAA Tournament appearance. Junior Troy Caupain received First Team American Athletic Conference accolades while sophomore Gary Clark was named the league's defensive player of the year and second-team all-conference honoree. The Bearcats finished 22-11 overall and tied for third in the league with a 12-6 mark.

2014-15: A young, inexperienced group of newcomers and role players overcame the loss of its head coach due to health reasons and banded together to register a 23-11 mark and achieve the program's first third-round NCAA Tournament appearance since 2012. UC finished third in the conference but swept league-winner SMU and registered a victory at second-place Tulsa (in the only meeting between the schools) to secure the school's fifth consecutive NCAA Tournament invite. The Bearcats outlasted Purdue 66-65 in overtime in the second round of the NCAA Tournament before falling to previously unbeaten Kentucky, 64-51.

2013-14: Cincinnati won a share of the inaugural American Athletic Conference regular-season crown, the program's first conference title since 2003-04, behind the efforts of AP All-American Sean Kilpatrick and league defensive player of the year Justin Jackson. Kilpatrick led The American with 20.6 points per game and Cronin was named The American's Coach of the Year in leading UC to a 27-7 record – its most wins since 2001-02. The Bearcats strung together 15 consecutive wins, including their first 11 league games. UC was listed among the top 15 teams in the AP poll during each of the last eight weeks of the regular season, climbing as high as seventh.

2012-13: Senior Cashmere Wright fought through nagging injuries and, along with fellow senior JaQuon Parker and junior Sean Kilpatrick, helped lead the Bearcats to a 22-12 overall record and third consecutive NCAA Tournament appearance. Wright finished his career as UC's all-time steals leader (198) and Cronin claimed his 200th career coaching win. The Bearcats ranked sixth nationally with 6.1 blocks per game.

2011-12: Cincinnati advanced to the NCAA Sweet 16, registered 26 wins for the second consecutive season and defeated a school record eight nationally ranked teams, including No. 2 Syracuse in the semifinals of the BIG EAST Championship. The Bearcats posted a school-record 12 wins in the BIG EAST en route to tying for fourth place in the league standings and finishing as runners up in the league tournament. Yancy Gates capped off his career as one of only six players in program history to compile more than 1,400 points and 900 rebounds. The Bearcats outlasted Texas and Florida State before falling to Ohio State in the NCAA Tournament.

2010-11: Cincinnati won its first 15 games of the season and closed strong with five victories in its last six regular-season contests to secure its first NCAA Tournament appearance since 2005. Yancy Gates led the Bearcats with 11.9 points and 6.9 rebounds and Sean Kilpatrick was named to the BIG EAST All-Rookie team. UC defeated Missouri 78-63 before falling to eventual national champion UConn 69-58 in the third round of the NCAA Tournament. The Bearcats finished 26-9 overall.

Cronin has guided Cincinnati to 148 wins since the start of the 2010-11 season, highlighting one of the most successful periods in program history with six 20-win seasons, including three years with at least 26 victories.

Tenacious defense and continuous all-out effort reflect the Bearcats' standard. Cincinnati is one of only two programs in the nation (along with Louisville) to rank among the top 25 in scoring defense in each of the last four seasons. The Bearcats allowed only 55.8 points a game in 2014-15, the third fewest in school history (since 1960).

You can also find Cincinnati's name listed among the top 25 teams in field-goal percentage defense and blocks per game in each of the last four seasons. The 2012-13 Bearcats squad set Cronin-era high marks, ranking 14th in field-goal percentage defense (.387) and sixth in blocks (6.1).

After 10 seasons at Cincinnati, Cronin has compiled a 209-130 mark and owns a 278-154 record in 13 years as a college head coach. He enters the 2016-17 campaign as the nation's winningest active coach age 45 or younger and the fifth winningest active coach under the age of 50 (birth dates as of Nov. 1, 2016).

## PRIOR TO CINCINNATI

Success seems to follow Cronin, who came to Cincinnati after serving three years as head coach at Murray State (2004-06). As mentor of the Racers, Cronin compiled a 69-24 overall record while earning a pair of NCAA tournament berths.

In his debut season as head coach, Cronin directed Murray State to a school-best 28-6 record, the Ohio Valley Conference Tournament championship and an NCAA Tournament appearance. His 28 wins were the sixth most in NCAA history for a first-year head coach at the time. He earned OVC Coach of the Year honors two seasons later, guiding Murray State to another OVC regular-season title, league tournament crown and NCAA Tournament appearance with a 24-6 mark in 2005-06.

Prior to Murray State, Cronin built a sterling reputation for his ability to evaluate and recruit top talent. In his stint at UC as an assistant coach for Bob Huggins from 1997-2001, Cronin recruited several top players, including NBA Draft selections Steve Logan (Golden State); DerMarr Johnson (Atlanta); Pete Mickeal (Dallas); Kenny Satterfield (Dallas); and Jason Maxiell (Detroit).

Following the 2000-01 season, Cronin became the associate head coach and recruiting coordinator at Louisville, under Rick Pitino. In his first year, Cronin helped attract a top-10 ranked recruiting class.

## COMMUNITY INVOLVEMENT

Cronin's passion for success on the court also carries over to the local community where he is committed to making a difference. He currently serves as a board member on the American Cancer Society's Coaches vs. Cancer of Southwest Ohio chapter.

He also assists with a major fundraising event - Soul of the City Soiree - for Our Daily Bread that has generated more than \$100,000 each of the past four years to assist the soup kitchen and community center in Cincinnati.

Cronin also annually speaks with the Young Executive Group of the Catholic Inner-City Schools Education (CISE) Fund. The group raises money from area corporations to help give children from low income urban settings the opportunity to attend Catholic schools.

During the 2013-14 season, Cronin also wrote a column in the Cincinnati Enquirer highlighting the dangers of texting while driving as part of the ATGT sponsored "It Can Wait" campaign. He spotlighted the campaign again during an on-campus awareness event in October 2014.

## PATH TO COACHING

Cronin has long held great pride in the Queen City, the University of Cincinnati and the sport of basketball. As a child growing up on the west side of town, he used to follow his father Harold "Hep" Cronin -- a highly successful local high school coach with more than 400 career wins -- around the gyms of Cincinnati. A product of LaSalle High School, Cronin had his playing career end sooner than expected due to a knee injury in high school.

That didn't stop his desire to find his place in basketball. While completing his undergraduate degree at UC, Cronin served as assistant varsity coach and head junior varsity coach at Woodward High School. He helped develop six players who went on to play Division I college basketball, including former Bearcat Damon Flint, who ranks among the top 25 scorers in program history.

Cronin made the jump from high school to college coaching during the 1996-97 season joining Huggins as video coordinator at UC. A year later, Cronin was elevated to an assistant coach for the Bearcats, setting the stage for his long tenure in college basketball.

Cronin resides in Cincinnati with his 10-year old daughter, Samantha.





### CRONIN'S YEARLY COACHING RECORD

SEASON	SCHOOL (CONF.)	POSITION	RECORD/CONF.	POSTSEASON (RECORD)
1996-97	Cincinnati (C-USA)	Video Coordinator		
1997-98	Cincinnati (C-USA)	Asst. Coach	27-6/14-2	NCAA West Regional (1-1)
1998-99	Cincinnati (C-USA)	Asst. Coach	27-6/12-4	NCAA East Regional (1-1)
1999-00	Cincinnati (C-USA)	Asst. Coach	29-4/16-0	NCAA South Regional (1-1)
2000-01	Cincinnati (C-USA)	Asst. Coach	25-10/11-5	NCAA West Regional Semis(2-1)
2001-02	Louisville (C-USA)	Assoc. Head Coach	19-13/8-8	NIT (1-1)
2002-03	Louisville (C-USA)	Assoc. Head Coach	25-7/11-5	NCAA East Reg. (1-1)
2003-04	Murray State (OVC)	Head Coach	28-6/14-2	NCAA Atlanta Reg. (0-1)
2004-05	Murray State (OVC)	Head Coach	17-11/11-5	---
2005-06	Murray State (OVC)	Head Coach	24-7/17-3	NCAA Washington Reg. (0-1)
<b>Murray State Totals</b>		<b>3 years</b>	<b>69-24/42-10</b>	<b>.742/.808</b>
2006-07	Cincinnati (BIG EAST)	Head Coach	11-19/2-14	---
2007-08	Cincinnati (BIG EAST)	Head Coach	13-19/8-10	Col. Basketball Invit. (0-1)
2008-09	Cincinnati (BIG EAST)	Head Coach	18-14/8-10	---
2009-10	Cincinnati (BIG EAST)	Head Coach	19-16/7-11	NIT (1-1)
2010-11	Cincinnati (BIG EAST)	Head Coach	26-9/11-7	NCAA Third Round (1-1)
2011-12	Cincinnati (BIG EAST)	Head Coach	26-11/12-6	NCAA East Regional Semis(2-1)
2012-13	Cincinnati (BIG EAST)	Head Coach	22-12/9-9	NCAA Second Round (0-1)
2013-14	Cincinnati (American)	Head Coach	27-7/15-3	NCAA Second Round (0-1)
2014-15	Cincinnati (American)	Head Coach	23-11/13-5	NCAA Third Round (1-1)
2015-16	Cincinnati (American)	Head Coach	22-11/12-6	NCAA West Region (0-1)
2016-17	Cincinnati (American)	Head Coach	2-1/0-0	
<b>Cincinnati Totals</b>		<b>11th year</b>	<b>209-130/97-81</b>	<b>.617/.545</b>
<b>Head Coaching Totals</b>		<b>14th year</b>	<b>278-154/139-91</b>	<b>.644/.604</b>

### CRONIN'S RECORD AGAINST ALL OPPONENTS

SCHOOL	W-L	SCHOOL	W-L	SCHOOL	W-L
Alabama	1-0	Kentucky	0-1	SE Louisiana	1-0
Alabama State	1-0	<b>Lipscomb</b>	<b>1-0</b>	Southern Miss	1-0
<b>Albany</b>	<b>1-0</b>	Louisville	5-7	South Carolina Upstate	1-0
Appalachian State	1-0	Marquette	3-4	South Dakota	1-0
Arkansas-Little Rock	1-0	<b>Marshall</b>	<b>1-1</b>	St. Francis (Pa.)	2-0
Arkansas-Pine Bluff	3-0	Maryland	1-0	St. John's	5-6
Arkansas Tech	1-0	Maryland Eastern Shore	1-0	Saint Joseph's	0-0
Austin Peay	4-1	<b>Memphis</b>	<b>4-5</b>	St. Mary's (Calif.)	0-1
Belmont	0-1	Miami (Ohio)	5-0	Stony Brook	1-0
<b>Bowling Green</b>	<b>1-1</b>	Middle Tennessee	2-0	Syracuse	2-6
Bradley	0-1	Mississippi State	1-0	Texas	1-0
<b>Brown</b>	<b>1-0</b>	Mississippi Valley State	1-0	TCU	1-0
<b>Butler</b>	<b>0-1</b>	Missouri	1-1	<b>Temple</b>	<b>4-3</b>
Cal-State Bakersfield	1-0	Morehead State	8-0	Tennessee	0-1
Cal-Davis	1-0	Morgan State	1-0	Tennessee State	5-1
Campbell	2-0	Mount St. Mary's	1-0	Tennessee Tech	3-2
Campbellsville	1-0	Nebraska	2-1	Tennessee-Martin	9-0
Central Michigan	1-0	New Mexico	0-2	Texas A&M-CC	1-1
Charleston Southern	1-0	Norfolk State	1-0	Texas-San Antonio	2-0
Chicago State	3-0	North Carolina	0-1	<b>Texas Southern</b>	<b>2-0</b>
Cincinnati	0-1	North Carolina A&T	1-0	Toledo	2-0
Coastal Carolina	2-0	North Carolina Central	2-0	<b>Tulane</b>	<b>2-1</b>
Creighton	0-1	NC State	3-1	<b>Tulsa</b>	<b>2-1</b>
Dayton	1-1	Northwestern State	1-0	UAB	1-4
Delaware State	2-0	Notre Dame	3-7	<b>UCF</b>	<b>5-0</b>
DePaul	6-3	Oakland	1-0	<b>UConn</b>	<b>8-13</b>
<b>Duke</b>	<b>0-0</b>	Ohio	0-1	UMass Lowell	1-0
<b>East Carolina</b>	<b>3-1</b>	Ohio State	0-2	UNLV	1-0
Eastern Illinois	6-1	Oklahoma	2-0	USC Upstate	2-0
Eastern Kentucky	6-1	Ole Miss	0-1	<b>USF</b>	<b>10-4</b>
Fairfield	1-0	Oregon	1-0	Utah Valley	1-0
<b>Fairleigh Dickinson</b>	<b>0-0</b>	<b>Penn State</b>	<b>0-0</b>	Vanderbilt	1-0
Florida A&M	1-0	Pittsburgh	4-8	Villanova	4-4
Florida State	1-1	Prairie View A&M	1-0	VCU	1-1
Georgetown	6-6	Presbyterian	0-1	Wagner	2-0
Georgetown College	1-0	Providence	4-5	Weber State	1-0
George Washington	1-0	Purdue	1-0	West Florida	1-0
Georgia	1-0	Radford	1-0	West Virginia	3-5
Georgia Southern	1-0	<b>Rhode Island</b>	<b>0-1</b>	Western Carolina	2-0
Gonzaga	0-1	Rice	2-0	Western Illinois	1-0
Harvard	0-1	Robert Morris	1-0	Western Kentucky	1-1
High Point	1-0	Rutgers	8-4	Winthrop	1-0
<b>Houston</b>	<b>5-1</b>	Saint Joseph's	0-1	Wofford	0-1
Howard	1-0	<b>Samford</b>	<b>2-3</b>	Wright State	3-0
Illinois	0-1	San Diego State	1-0	<b>Xavier</b>	<b>3-7</b>
Illinois-Chicago	1-0	Savannah State	1-0		
Illinois State	0-1	Seton Hall	4-3		
<b>Iowa State</b>	<b>1-1</b>	SIU-Edwardsville	2-0		
IPFW	1-0	<b>SMU</b>	<b>4-2</b>		
Jacksonville State	6-0	SE Missouri State	5-2		
Kennesaw State	1-0	Southern Illinois	1-2		

Possible 2016-17 opponents in boldface

### CINCINNATI'S DEFENSIVE NUMBERS UNDER CRONIN

CINCINNATI'S DEFENSIVE STATISTICS DURING THE MICK CRONIN ERA (11TH SEASON; 2007-PRESENT)

YEAR	UC RECORD	OPP FGM-FGA	OPP FG%	OPP 3FGM-3FGA	OPP 3FG%	OPP PPG	GAMES ALLOWED <70 PTS	GAMES ALLOWED <60 PTS	GAMES ALLOWED <50 PTS	GAMES ALLOWED <40% FG	GAMES ALLOWED <35% FG	FORCED TURNOVERS	UC BLOCKS	UC STEALS
2006-07	11-19	685-1539	.445	231-612	.377	67.7	14	8	2	8	4	451	58	230
2007-08	13-19	717-1669	.430	209-621	.337	67.8	18	7	2	8	3	380	73	169
2008-09	18-14	752-1802	.417	186-581	.320	66.3	19	10	3	13	7	406	103	183
2009-10	19-16	807-1954	.413	230-676	.340	66.5	23	12	1	13	5	423	107	199
2010-11	26-9	735-1790	.411	171-529	.323	(9th) 59.6	30	18	<b>7</b>	17	7	492	129	258
2011-12	26-11	849-2063	.412	207-641	.323	(40th) 61.5	29	15	4	16	7	<b>518</b>	(44th) 170	(43rd) <b>298</b>
2012-13	22-12	716-1851	(14th) <b>.387</b>	171-562	(34th) <b>.304</b>	(22nd) 59.0	30	18	3	16	9	452	(7th) <b>208</b>	240
2013-14	<b>27-7</b>	690-1745	(19th) .395	182-568	.320	(4th) 58.4	31	19	6	19	8	485	(20th) 188	(24th) 268
2014-15	23-11	700-1804	(15th) .388	192-601	.319	(6th) <b>55.8</b>	<b>33</b>	<b>22</b>	<b>7</b>	<b>21</b>	<b>11</b>	409	(11th) 185	222
2015-16	22-11	750-1907	(13th) .393	240-672	.357	(12th) 63.3	24	15	2	20	7	450	(9th) 192	(34th) 257
2016-17	2-1	64-163	.393	20-59	.339	60.7	2	2	0	1	1	46	22	27

National ranking in parentheses; Cronin-era bests in boldface



## THE POLLS

### ASSOCIATED PRESS POLL (NOV. 14)

Rk.	Team (First Place Votes)
1	Duke (58)
2	Kentucky (1)
3	Villanova (5)
4	Oregon
5	North Carolina
6	Indiana (1)
7	Kansas
8	Virginia
9	Wisconsin
10	Arizona
11	Xavier
12	Louisville
13	Michigan State
14	Gonzaga
15	Purdue
16	UCLA
17	Saint Mary's
18	Syracuse
19	West Virginia
20	Iowa State
21	Rhode Island
22	Creighton
23	Texas
24	<b>Cincinnati</b>
25	California

### USA TODAY COACHES POLL (PRESEASON)

Rk.	Team (First Place Votes)
1	Duke (27)
2	Kentucky (2)
3	Villanova (2)
4	Oregon (1)
5	Indiana
6	North Carolina
7	Virginia
8	Kansas
9	Arizona
10	Xavier
11	Wisconsin
12	Louisville
13	Michigan State
14	Gonzaga
15	Purdue
16	UCLA
17	Saint Mary's
18	Syracuse
19	West Virginia
20	Creighton
21	Texas
22	Rhode Island
23	Iowa State
24	Maryland
25	<b>Cincinnati</b>

#### OTHERS RECEIVING VOTES:

Dayton 102, Maryland 100, Florida State 95, San Diego State 54, Florida 38, Miami 38, Wichita St 37, Butler 26, NC State 23, Virginia Tech 21, Texas A&M 16, Notre Dame 14, Oklahoma 11, Ohio State 9, Connecticut 9, Marquette 7, Monmouth 7, Seton Hall 6, Clemson 6, Colorado 5, Mississippi State 4, Ohio 2, Wagner 2, SMU 1, Yale 1, Princeton 1.

#### OTHERS RECEIVING VOTES:

Dayton 39, Miami 29, California 28, Florida State 28, Florida 27, San Diego State 20, Oklahoma 18, Wichita St 16, Butler 14, NC State 13, Colorado 13, Notre Dame 10, SMU 10, Seton Hall 8, Long Beach State 7, Connecticut 6, CSU Bakersfield 5, Utah 4, Virginia Tech 4, Clemson 3, Texas A&M 3, Michigan 3, VCU 3, Yale 2, Arkansas 2, Pittsburgh 1.

## CINCINNATI'S WEEKLY RANKINGS

Associated Press	Week	USA Today
RV	Preseason	25
24	Nov. 14	25

## 2016-17 AMERICAN ATHLETIC CONFERENCE

### 2016-17 AMERICAN CONFERENCE STANDINGS (THRU NOV.19)

Team	AAC	Pct.	Overall	Pct.
Memphis	0-0	.000	3-0	1.000
UCF	0-0	.000	3-0	1.000
Houston	0-0	.000	1-1	.500
SMU	0-0	.000	3-1	.750
<b>Cincinnati</b>	<b>0-0</b>	<b>.000</b>	<b>2-1</b>	<b>.667</b>
USF	0-0	.000	2-1	.667
East Carolina	0-0	.000	2-1	.667
Temple	0-0	.000	1-2	.333
Tulsa	0-0	.000	1-2	.333
UConn	0-0	.000	1-2	.333
Tulane	0-0	.000	1-3	.250

### 2016-17 COMPOSITE SCHEDULE

DATE	TIME (ET)	TV
<b>Sunday, Nov. 20</b>		
<b>Cincinnati vs. Penn State</b>	<b>3:30 p.m.</b>	<b>ESPN2</b>
Stetson at East Carolina	1 p.m.	ESPN3
Manhattan at Temple	2 p.m.	ESPN3
UCF vs. TBD	TBD	TBD
Tulane vs. TBD	TBD	TBD

#### Monday, Nov. 21

Houston vs. George Mason	7:30 p.m.	
UConn vs. Oklahoma State	9 p.m.	ESPNU

#### Tuesday, Nov. 22

Houston vs. Kent St./South Dakota	1:30/7:30 p.m.	
UConn vs. UNC/Chaminade	3:30/10:30 p.m.	ESPN/ ESPN2

USF at Florida Atlantic	7 p.m.	
Florida A&M at East Carolina	7 p.m.	ESPN3
McNeese State at Memphis	8 p.m.	ESPN3
UC-Santa Barbara at SMU	9 p.m.	ESPN3
Oregon State at Tulsa	9 p.m.	ESPNEWS

#### Wednesday, Nov. 23

<b>Samford at Cincinnati</b>	<b>7 p.m.</b>	<b>ESPN3</b>
Houston vs. TBD	TBD	TBD
UConn vs. TBD	TBD	TBD

#### Thursday, Nov. 24

Temple vs. Florida State	12:30 p.m.	ESPN2/ESPNU
--------------------------	------------	-------------

#### Friday, Nov. 25

Temple vs. Illinois/West Virginia	12:30/3 p.m.	ESPN2/ ESPNU
East Carolina vs. Mercer	5 p.m.	
SMU at USC	7 p.m.	Pac-12
Memphis vs. Providence	9 p.m.	CBSSN

#### Saturday, Nov. 26

East Carolina vs. Air Force/Akron	5/7 p.m.	
Memphis vs. Iowa/Virginia	7/9:30 p.m.	
Seattle at UCF	7:30 p.m.	ESPN3
<b>Lipscomb at Cincinnati</b>	<b>TBA</b>	<b>ESPN3</b>
Cornell at Houston	TBA	ESPN3
Tulane at Georgia Tech	TBA	

#### Monday, Nov. 28

Kennesaw State at UCF	7 p.m.	ESPN3
Tulsa at Oral Roberts	8 p.m.	

#### Tuesday, Nov. 29

Hampton at East Carolina	7 p.m.	ESPN3
Houston at LSU	9 p.m.	

### CINCINNATI IN THE AMERICAN

#### 2016-17 TEAM STATISTICS (THRU NOV. 14)

CATEGORY	[*NATIONAL] LEAGUE RANK (STAT)
Scoring.....	7th (79.0)
Scoring Defense.....	2nd (53.0)
Scoring Margin.....	3rd (+26.0)
Free Throw Pct. ....	8th (.625)
Field Goal Pct. ....	3rd (.517)
Field Goal Pct. Defense.....	6th (.362)
3-Pt Field Goal Pct. ....	11th (.256)
3-Pt Field Goal Pct. Defense.....	5th (.308)
Rebounding Offense.....	8th (38.5)
Rebounding Defense.....	2nd (28.0)
Rebounding Margin.....	5th (+10.5)
Blocked Shots.....	T-1st (7.5)
Assists.....	4th (19.5)
Steals.....	1st (11.5)
Turnover Margin.....	2nd (+7.0)
Assist-to-Turnover Ratio.....	2nd (1.8)
Offensive Rebounds.....	7th (13.5)
Defensive Rebounds.....	7th (25.0)
3-Pt Field Goals Made.....	T-8th (5.5)

### INDIVIDUAL STATISTICS

PLAYER	[*NATIONAL] LEAGUE RANK (STAT)
<b>Scoring</b>	
Jacob Evans.....	4th (21.0)
Kyle Washington.....	T-20th (14.5)

#### Rebounding

Kyle Washington.....	T-16th (7.5)
Gary Clark.....	20th (6.5)

#### Field Goal Shooting Percentage

Kyle Washington.....	9th (.632)
Jacob Evans.....	14th (.609)

#### Assists

Troy Caupain.....	5th (5.5)
-------------------	-----------

#### Steals

Troy Caupain.....	T-2nd (3.0)
Justin Jenifer.....	T-7th (2.0)
Gary Clark.....	T-7th (2.0)

#### Three-Pointers Made

Jacob Evans.....	T-4th (3.0)
------------------	-------------

#### Blocked Shots

Gary Clark.....	T-5th (2.0)
Kyle Washington.....	T-12th (1.0)
Tre Scott.....	T-12th (1.0)
Jacob Evans.....	T-12th (1.0)
Troy Caupain.....	T-12th (1.0)

#### Assist-Turnover Ratio

Justin Jenifer.....	T-6th (3.5)
Jacob Evans.....	T-8th (3.0)
Troy Caupain.....	11th (2.8)

#### Offensive Rebounds

Kyle Washington.....	T-13th (3.0)
----------------------	--------------

#### Defensive Rebounds

Troy Caupain.....	12th (5.5)
-------------------	------------

#### Minutes Played

Jacob Evans.....	T-18th (31.0)
Troy Caupain.....	T-18th (31.0)

\*National rankings (TBA) are in brackets

CINCINNATI'S RECORD WHEN												
	06-07	07-08	08-09	09-10	10-11	11-12	12-13	13-14	14-15	15-16	16-17	TOTAL
Home games	10-8	10-7	13-5	13-5	15-3	14-4	13-5	18-1	15-3	14-3	2-0	135-44
Away games	0-9	3-11	4-7	2-9	7-4	7-5	5-5	7-3	6-5	6-6	0-0	47-64
Neutral site games	1-2	0-1	1-2	4-2	4-2	5-2	4-2	2-3	2-3	2-2	0-1	25-22
Conference games	2-14	8-10	8-10	7-11	11-7	12-6	9-9	15-3	13-5	12-6	0-0	97-81
vs. Top 25 teams	0-4	2-5	1-7	3-6	3-7	8-4	2-8	4-2	2-1	1-3	0-1	26-48
Overtime games	2-0	1-1	2-1	0-3	1-0	1-2	2-1	0-0	2-1	0-3	0-0	11-12
Lead at halftime	6-1	10-3	11-3	13-4	25-0	18-3	15-3	23-1	17-3	19-5	2-1	258-27
Trail at halftime	4-17	3-15	6-11	4-11	0-9	7-8	7-9	1-6	5-8	1-6	0-0	38-100
Tied at halftime	1-1	0-1	1-0	2-1	1-0	1-0	0-0	3-0	1-0	2-0	0-0	12-3
Lead with 10:00 remaining	10-1	9-1	14-1	13-3	26-0	18-4	19-1	23-1	20-3	22-3	2-1	230-19
Trail with 10:00 remaining	1-18	1-18	3-13	6-11	0-9	7-7	3-9	3-6	3-8	0-7	0-0	27-106
Tied with 10:00 remaining	0-0	3-0	1-0	0-2	0-0	1-0	0-2	1-0	0-0	0-1	0-0	6-5
Lead with 5:00 remaining	9-3	11-1	17-1	18-2	25-0	19-4	19-2	26-0	24-1	19-4	2-0	189-18
Trail with 5:00 remaining	0-16	2-17	1-13	0-13	0-9	5-7	2-9	1-7	0-8	1-6	0-1	12-106
Tied with 5:00 remaining	2-0	0-1	0-0	1-1	1-0	2-0	1-1	0-0	0-2	1-1	0-0	8-6
Lead with 2:00 remaining	10-2	11-1	16-0	18-2	25-1	23-2	19-2	25-1	23-1	19-3	2-0	192-15
Trail with 2:00 remaining	0-17	1-17	2-14	1-14	0-8	3-9	1-10	2-6	1-9	2-7	0-1	13-112
Tied with 2:00 remaining	1-0	1-1	0-0	0-0	1-0	0-0	2-0	0-0	0-1	0-1	0-0	5-3
Shoot better from the field	8-2	8-3	13-1	15-4	22-0	16-2	15-1	21-0	21-3	16-5	2-0	157-21
Shoot worse from the field	3-17	5-16	5-13	4-12	4-9	8-9	4-11	6-7	2-8	6-6	0-1	47-109
Shoot 50% or better	0-2	0-0	4-1	8-1	7-0	6-0	4-0	3-0	9-1	4-2	1-0	46-7
Shoot below 50%	11-17	13-19	14-13	11-15	16-8	20-11	18-12	24-7	14-9	16-9	1-1	158-121
Opp. shoots 50% or better	1-9	0-6	0-6	0-2	2-4	1-2	0-1	1-3	0-2	2-3	0-0	7-38
Opp. shoots below 50%	10-10	13-13	18-8	19-14	22-5	24-9	22-11	25-4	22-9	19-7	2-1	196-91
Opp. shoots below 40%	7-1	6-1	9-3	10-3	17-0	15-1	16-1	17-1	16-5	17-2	1-0	131-18
Make 7 or fewer 3-pointers	10-12	8-12	7-11	13-12	21-6	12-9	12-9	22-7	20-11	9-5	2-0	135-94
Make 8 or more 3-pointers	1-7	5-7	11-3	6-4	6-4	14-2	10-3	5-0	3-0	13-6	0-1	74-37
Shoot more FTs than opp.	7-3	6-3	12-1	11-2	22-2	16-4	16-3	20-2	20-6	14-3	2-1	146-30
Out-rebound the opponent	9-5	10-11	13-4	17-8	24-3	10-4	17-8	19-4	18-8	18-7	2-0	166-62
Opponent out-rebounds UC	2-14	3-7	2-9	2-8	2-5	13-6	3-4	8-2	3-3	3-2	0-1	41-61
Same number of rebounds	0-0	0-1	3-1	0-0	0-1	3-1	2-0	0-1	1-1	1-2	0-0	10-8
Commit fewer turnovers	7-11	4-5	9-3	7-6	16-6	22-5	14-4	16-4	13-3	17-2	2-0	127-49
Commit the same or more TOs	4-8	9-14	9-11	12-10	9-2	4-3	8-7	11-3	10-8	3-10	0-1	79-75
Commit 12 or fewer turnovers	7-9	4-7	5-4	5-5	10-5	17-7	8-8	20-4	13-5	14-6	2-1	105-61
Outscore opponents' bench	6-8	8-6	15-9	19-11	24-7	13-3	11-6	17-1	14-7	15-6	1-0	143-64
1-3 point games	1-4	5-5	2-0	4-5	2-1	5-4	2-3	4-2	1-4	2-6	0-0	38-34
4-5 point games	0-1	2-1	2-1	3-2	0-2	6-0	2-2	4-1	2-1	4-1	0-1	25-13
6-10 point games	5-2	2-6	5-6	4-4	7-2	5-3	7-4	2-2	8-1	3-3	0-0	48-33
11-19 point games	4-10	3-5	4-4	4-4	8-5	4-2	6-2	9-1	7-4	6-1	0-0	55-38
20-plus point games	1-2	1-2	5-3	4-1	9-1	7-1	5-1	8-1	5-1	7-0	2-0	54-13
Score 59 or fewer points	0-9	3-7	1-6	0-7	3-8	3-7	1-9	2-7	6-11	2-4	0-0	21-73
Score 60-69 points	6-7	8-7	4-6	9-4	9-1	7-4	9-3	11-0	9-0	8-2	0-0	79-34
Score 70 or more points	5-3	2-5	13-2	10-5	14-0	16-2	12-0	14-0	8-0	12-5	2-1	108-23
Hold opp. to 50 or fewer points	3-0	3-0	4-0	1-0	7-0	3-2	4-0	7-0	9-2	4-0	0-0	45-4
Hold opp. to 51-60 points	3-4	5-1	6-2	9-2	12-1	12-3	12-4	11-3	10-3	12-1	2-0	95-24
Hold opp. to 61-70 points	3-2	5-5	5-3	7-4	5-5	10-1	4-7	7-3	4-5	3-5	0-0	53-41
Opp. scores 70-plus points	2-13	0-13	3-9	2-10	2-3	1-5	2-1	2-1	0-1	2-4	0-1	16-61
November	5-1	4-2	5-1	4-1	5-0	4-2	6-0	6-0	5-1	7-0	2-1	53-9
December	4-3	1-5	5-2	5-2	9-0	6-1	7-1	5-2	4-2	3-4	0-0	49-22
January	1-7	5-4	4-4	5-4	4-4	5-4	4-3	9-0	6-2	6-2	0-0	49-34
February	1-7	3-3	4-3	2-5	4-3	6-2	2-5	4-2	5-4	5-2	0-0	36-36
March	0-1	0-5	0-4	3-4	4-2	5-2	2-3	3-3	3-2	1-3	0-0	21-29
Monday	0-0	1-0	3-2	2-2	2-0	2-1	2-2	1-0	0-0	0-0	1-0	14-7
Tuesday	0-2	1-1	1-2	4-2	3-0	2-0	4-0	6-0	5-1	3-2	0-0	29-10
Wednesday	4-5	4-5	4-1	7-3	9-1	7-0	3-1	2-0	5-1	2-1	0-0	47-18
Thursday	0-1	0-2	3-0	1-2	3-1	3-1	1-3	5-1	3-1	3-3	0-0	22-15
Friday	1-0	1-1	0-1	0-0	1-0	4-1	1-2	2-1	2-1	2-2	1-0	15-9
Saturday	5-7	6-5	6-5	5-3	8-4	5-7	10-2	8-5	5-6	6-3	0-1	63-54
Sunday	1-4	0-5	1-3	0-4	0-3	3-1	2-1	2-0	3-1	6-0	0-0	18-22

BEARCATS STARTING LINEUPS	
OPPONENT	UC STARTERS
Bellarmino (EXH.)	Jenifer, Caupain, Johnson, Clark, Washington
Brown	Caupain, Johnson, Evans, Clark, Washington
Albany	Caupain, Johnson, Evans, Clark, Washington
vs. Rhode Island	Caupain, Johnson, Evans, Clark, Washington
vs. Duke/Penn State	
Samford	
Lipscomb	
at Iowa State	
Bowling Green	
at Butler	
Texas Southern	
Fairleigh Dickinson	
Marshall	
at Temple	
Tulane	
at Houston	
SMU	
at East Carolina	
Temple	
at Tulane	
Xavier	
USF	
at Tulsa	
UConn	
UCF	
at SMU	
at USF	
Tulsa	
Memphis	
at UCF	
Houston	
at UConn	

RECORD BY STARTING LINEUPS	
UC STARTERS	RECORD
Caupain, Johnson, Evans, Clark, Washington	2-1

SPECIALTY STATISTICS

OPPONENT	RESULT	IN PAINT	OFF TO	2ND CHANCE	FAST BREAK	BENCH
Brown		14	2	5	2	25
at Cincinnati	W, 84-55	48	16	18	12	21
Albany		34	13	8	8	15
at Cincinnati	W, 74-51	42	24	21	20	28
vs. Rhode Island		30	15	15	7	15
Cincinnati	L, 71-76	24	10	16	11	4
vs. Duke/Penn State						
at Cincinnati						
Samford						
at Cincinnati						
Lipscomb						
at Cincinnati						
at Iowa State						
Cincinnati						
Bowling Green						
at Cincinnati						
at Butler						
Cincinnati						
Texas Southern						
at Cincinnati						
Fairleigh Dickinson						
at Cincinnati						
Marshall						
at Cincinnati						
at Temple						
Cincinnati						
Tulane						
at Cincinnati						
at Houston						
Cincinnati						
SMU						
at Cincinnati						
at East Carolina						
Cincinnati						
Temple						
at Cincinnati						
at Tulane						
Cincinnati						
Xavier						
at Cincinnati						
USF						
at Cincinnati						
at Tulsa						
Cincinnati						
UConn						
at Cincinnati						
UCF						
at Cincinnati						
at SMU						
Cincinnati						
at USF						
at Cincinnati						
Tulsa						
at Cincinnati						
Memphis						
at Cincinnati						
at UCF						
Cincinnati						
Houston						
Cincinnati						
at UConn						
at Cincinnati						
CINCINNATI TOTALS		114	50	55	55	53
AVERAGE		38.0	16.7	18.3	18.3	17.7
OPPONENTS TOTALS		78	30	28	28	55
AVERAGE		26.0	10.0	9.3	9.3	18.3

OVERTIME RECORDS

UC'S OVERALL RECORD		54-55		
1 OT Games		45-44		
2 OT Games		8-8		
3 OT Games		0-1		
4 OT Games		0-2		
7 OT Games		1-0		
RECORDS IN OVERTIME GAMES				
Home	26-17	.605		
Schmidlapp Gym	3-4	.429		
Schmidt Fieldhouse	0-1	.000		
Music Hall	0-1	.000		
Armory Fieldhouse	5-4	.556		
Cincinnati Gardens	3-2	.600		
U.S. Bank Arena	3-1	.750		
Fifth Third Arena	13-4	.765		
Away	16-30	.348		
Neutral	11-8	.579		
Current Streak: Lost 3				
Longest Winning Streak: 5 (Tay Baker - 1966-67)				
Longest Losing Streak: 4 (Bob Ruess, 1943 - John Weithe, 1950)				
• On Dec. 21, 1981 Cincinnati and Bradley played an NCAA-record 7-overtime game which UC won, 75-73.				
• Cincinnati has been involved in two of the five NCAA tournament championship games to go into overtime. The Bearcats defeated Ohio State, 70-65, in 1961, but lost to Loyola (Ill.), 60-58, in 1963.				
• In 1966-67, Cincinnati played six overtime games, winning five.				
UC COACHES IN OVERTIME GAMES				
COACH (YEARS)	NO.	RECORD	PCT.	
Bob Huggins (1989-2005)	25	14-11	.560	
Mick Cronin (2006-pres.)	23	11-12	.478	
Tay Baker (1965-72)	9	7-2	.778	
Ed Jucker (1960-65)	9	4-5	.444	
Ed Badger (1978-83)	8	3-5	.375	
Tony Yates (1983-89)	7	2-5	.286	
John Wiethe (1946-52)	5	1-4	.200	
George Smith (1952-60)	4	3-1	.750	
Gale Catlett (1972-78)	4	2-2	.500	
Frank Rice (1928-32)	4	1-3	.250	
Boyd Chambers (1918-28)	3	3-0	1.000	
Clark Ballard (1939-42)	2	2-0	1.000	
Andy Kennedy (2005-06)	2	1-1	.250	
Tay Brown (1933-37)	2	0-2	.000	
John Halliday (1932-33)	1	0-1	.000	
Bob Ruess (1942-44)	1	0-1	.000	
Walter Van Winkle (1937-39)	0	—	—	
Ray Farnham (1944-46)	0	—	—	
OVERTIME GAMES IN MICK CRONIN ERA				
1/20/07	W	UC 96, West Virginia 83	1	SC
2/28/07	W	UC 70, Seton Hall 67	1	SC
2/9/08	W	UC 72, Rutgers 68	1	SC
3/2/08	L	Providence 81, UC 79	1	A
12/20/08	W	UC 85, Eastern Kentucky 77	1	SC
2/7/09	W	UC 64, Georgetown 62	1	SC
3/7/09	L	Seton Hall 67, UC 63	1	SC
11/25/09	L	Gonzaga 61, UC 59	1	N
12/13/09	L	Xavier 83, UC 79	2	A
2/21/10	L	Marquette 79, UC 76	1	SC
2/19/11	W	UC 93, Providence 81	1	A
11/25/11	L	Marshall 73, UC 69	1	SC
1/21/12	L	West Virginia 77, UC 74	1	A
3/8/12	W	UC 72, Georgetown 70	2	N
1/19/13	W	UC 71, Marquette 69	1	SC
2/21/13	L	UConn 73, UC 66	1	A
3/9/13	W	UC 61, USF 53	1	SC
12/13/14	L	Nebraska 56, UC 55	2	A
12/17/14	W	UC 71, San Diego State 62	1	SC
3/19/15	W	UC 66, Purdue 65	1	N
1/16/16	L	Temple 67, UC 65	2	A
2/18/16	L	Tulsa 70, UC 68	1	A
3/11/16	L	UConn 104, UC 97	4	N



## THE LAST TIME...

### TEAM

#### 100 POINTS BY A TEAM

By UC	106 vs. Robert Morris, 11/15/15
By Opponent	104 by UConn (40T), 3/11/16

#### 90-99 POINTS BY A TEAM

By UC	97 vs. UConn (40T), 3/11/16
By Opponent	95 at Marquette , 2/11/12

#### 30-PLUS POINT WIN

By UC	31 vs. USF, 2/4/16
By Opponent	38 (89-51) vs. Notre Dame, 3/10/11

#### 60 PERCENT SHOOTING BY A TEAM

By UC	.610 vs. Western Carolina, 11/13/15
By Opponent	.674 vs. Pittsburgh, 2/14/09

#### 50 PERCENT SHOOTING BY A TEAM

By UC	.579 vs. Brown, 11/11/16
By Opponent	.500 vs. USF, 2/4/16

#### CINCINNATI PLAYED A RANKED OPPONENT

UC Win	61-54 vs. No. 24/-- SMU, 3/6/16
UC Loss	76-71 vs. No. 21 Rhode Island, 11/19/16

#### SINGLE OVERTIME GAME

UC Win	66-65 (OT) vs. Purdue, 3/19/15
UC Loss	104-97 (4OT) vs. UConn, 3/11/16

#### DOUBLE OVERTIME GAME

UC Win	72-70 (2OT) vs. Georgetown, 3/8/12
UC Loss	104-97 (4OT) vs. UConn, 3/11/16

#### TRIPLE OVERTIME GAME

UC Win	75-73 (7OT*) vs. Bradley, 12/21/81
UC Loss	104-97 (4OT) vs. UConn, 3/11/16

\* - *NCAA record.*

### INDIVIDUAL

#### 40 POINTS BY A PLAYER

By UC	41, Steve Logan vs. Southern Mississippi, 2/15/02
By Opponent	41, Dell Curry, Virginia Tech, 1985-86

#### 30 POINTS BY A PLAYER

By UC	37, Troy Caupain vs. UConn, 3/11/16
By Opponent	32, Daniel Hamilton, vs. UConn, 3/11/16

#### 20 REBOUNDS BY A PLAYER

By UC	20, Cedric McGowan vs. DePaul, 1/4/06
By Opponent	four times

#### 15 REBOUNDS BY A PLAYER

By UC	16, Gary Clark vs. East Carolina, 1/6/15
By Opponent	15, Greg Monroe, vs. Georgetown, 3/6/10

#### TWO PLAYERS WITH 20 OR MORE POINTS IN SAME GAME

By UC	Jacob Evans (25), Kyle Washington (23) vs. No. 21 Rhode Island, 11/19/16
By Opponent	Daniel Hamilton (32), Jalen Adams (22) vs. UConn, 3/11/16

#### THREE PLAYERS WITH 10 OR MORE REBOUNDS IN SAME GAME

By UC	Gary Clark (12), Octavius Ellis (10) & Troy Caupain (10) vs. UConn, 3/11/16
-------	--

#### TWO PLAYERS WITH 10 OR MORE REBOUNDS IN SAME GAME

By UC	Gary Clark (11), Octavius Ellis (11) vs. SMU, 3/6/16
By Opponent	Ben Moore (10), Jordan Tolbert (13) vs. SMU, 3/6/16

#### 10 ASSISTS BY A PLAYER

By UC	10, Troy Caupain, vs. USF, 2/4/16
By Opponent	10, Chris Howard, at USF, 2/14/09

#### FIVE STEALS BY A PLAYER

By UC	5, Troy Caupain, at UCF, 2/9/16
By Opponent	5, Antonio Robinson, at East Carolina, 2/1/15

#### FIVE BLOCKED SHOTS BY A PLAYER

By UC	6, Octavius Ellis at UConn, 1/10/15
By Opponent	5, Amida Brimah, vs. UConn, 3/11/16

#### DOUBLE-DOUBLE BY A UC PLAYER

UC Win	Kyle Washington (16 pts., 12 rebs.) vs. Brown, 11/11/16
UC Loss	Kyle Washington (23 pts., 10 rebs.) vs. Rhode Island, 11/19/16

#### DOUBLE-DOUBLES BY TWO UC PLAYERS

By UC	Octavius Ellis (16 pts, 11 rebs) and Gary Clark (15 pts, 12 rebs) vs. East Carolina, 2/13/16
-------	--

#### DOUBLE-DOUBLES BY THREE UC PLAYERS

By UC	Troy Caupain (37 pts, 10 rebs), Octavius Ellis (13 pts, 10 rebs) & Gary Clark (12 pts, 12 rebs) vs. UConn, 3/11/16
-------	--

#### TRIPLE-DOUBLE BY A UC PLAYER

By UC	Eric Hicks (22 pts., 12 rebs., 10 blks.) vs. Marquette, 1/7/06
-------	---

#### UC PLAYER LED TEAM IN POINTS, REBOUNDS & ASSISTS

By UC	Sean Kilpatrick (26 pts., 12 rebs., 6 asst.) vs. SMU, 1/1/13
-------	---

#### A PLAYER WON A GAME IN THE FINAL SECONDS

By UC	Titus Rubles putback with 4 seconds left UC defeats Pittsburgh 44-43, 12/17/13
By Opponent	Roosevelt Jones layup with :00.1 left Butler defeats UC 78-76, 12/2/15

#### FOUR PLAYERS SCORED IN DOUBLE FIGURES

By UC	Jacob Evans (23), Kyle Washington (16), Gary Clark (14), Troy Caupain (10) vs. Brown, 11/11/16
-------	--

#### FIVE PLAYERS SCORED IN DOUBLE FIGURES

By UC	Troy Caupain (37), Farad Cobb (14), Octavius Ellis (13), Gary Clark (12), Coreontae DeBerry (10) vs. UConn, 3/11/16
-------	---

#### SIX PLAYERS SCORED IN DOUBLE FIGURES

By UC	Troy Caupain (18), Gary Clark (16), Jacob Evans (11) Coreontae DeBerry (11), Octavius Ellis (10), Farad Cobb (10) vs. USF, 2/4/16
-------	---

#### SEVEN PLAYERS SCORED IN DOUBLE FIGURES

By UC	Sean Kilpatrick (21), Justin Jackson (19), Jermaine Sanders (14), Shaquille Thomas (14), Ge'Lawn Guyn (10), Troy Caupain (10) & Kevin Johnson (10) vs. Chicago State, 12/23/13
-------	---

#### EIGHT PLAYERS SCORED IN DOUBLE FIGURES

By UC	Farad Cobb (15), Shaq Thomas (14), Kevin Johnson (14), Coreontae DeBerry (12), Justin Jenifer (11), Quadri Moore (10), Jacob Evans (10), Octavius Ellis (10) vs. Robert Morris, 11/15/15
-------	---

## CRONIN ERA BESTS

#### MOST POINTS SCORED

106 (W, 106-44)	vs. Robert Morris	11/15/15
102 (W, 102-60)	vs. Miss. Valley St.	11/13/12
102 (W, 102-62)	vs. Chicago State	12/23/13
101 (W, 101-53)	vs. Ark.-Pine Bluff	12/21/11
101 (W, 101-70)	vs. Radford	12/17/11

#### MOST POINTS SCORED (HALF)

60 (W, 99-50)	vs. Arkansas-Pine Bluff	(2nd) 11/22/15
59 (W, 97-84)	vs. No. 20 Memphis	(2nd) 3/6/14
59 (W, 102-60)	vs. Miss. Valley St.	(2nd) 11/13/12

#### HIGHEST FG PERCENTAGE

.647 (33-51)	vs. UCF	2/25/15
.632 (36-57)	vs. Campbell	11/20/13
.628 (27-43)	vs. St. John's	2/11/09
.610 (36-59)	vs. Western Carolina	11/13/15
.603 (38-63)	vs. Radford	12/17/11

#### HIGHEST 3-PT. PERCENTAGE

.643 (9-14)	vs. Temple	1/17/14
.636 (7-11)	vs. Stony Brook	12/2/14
.600 (6-10)	vs. St. John's	2/11/09
.583 (7-12)	at No. 23/23 SMU	2/5/15
.583 (7-12)	at Georgetown	1/27/07
.583 (14-24)	vs. Central Michigan	11/25/06

#### MOST REBOUNDS

69	vs. Chicago State	12/23/13
56	at Temple (20T)	1/16/16
56	vs. North Carolina A&T	11/18/12
54	vs. UConn (40T)	3/11/16

#### MOST ASSISTS

32	vs. Robert Morris	11/15/15
27	vs. Toledo	11/18/09
25	vs. Chicago State	12/23/13
25	vs. Morgan State	12/6/15

#### MOST BLOCKED SHOTS

12	vs. Wagner	12/23/14
12	vs. Marquette	1/19/13
12	at DePaul	1/15/13
12	vs. North Carolina A&T	11/18/12
10	vs. UConn (40T)	3/11/16
10	vs. Butler	12/2/15
10	at UConn	1/10/15
10	vs. Memphis	1/4/14
10	vs. Chicago State	12/23/13
10	vs. Wright State	12/22/12
10	vs. UT Martin	11/11/12
10	vs. Chicago State	12/23/11
10	vs. Alabama State	11/13/11
10	vs. Western Illinois	11/22/08

#### MOST STEALS

23	vs. Ark.-Little Rock	12/6/12
19	vs. Ark.-Pine Bluff	11/22/15
18	vs. Robert Morris	11/15/15
16	vs. Ark.-Pine Bluff	12/21/11

#### MOST FORCED TURNOVERS

32	vs. Ark.-Little Rock	12/6/12
32	vs. North Carolina State	12/23/06
30	vs. Ark.-Pine Bluff	11/22/15
29	vs. Robert Morris	11/15/15
29	vs. Ark.-Pine Bluff	12/21/11

#### FEWEST POINTS ALLOWED

34	vs. Dayton	11/27/10
37	vs. Saint Francis (Pa.)	11/14/14
39	vs. Howard	11/10/06
	at West Virginia	1/30/08
	vs. North Carolina A&T	11/18/12

#### FEWEST POINTS ALLOWED (HALF)

13	vs. Marquette	1/19/13
14	vs. Alabama State	(1st) 11/13/11

#### LOWEST FG PERCENTAGE ALLOWED

.152 (10-66)	vs. North Carolina A&T	11/18/12
.200 (12-60)	vs. Dayton	11/27/10
.200 (10-50)	at West Virginia	1/30/08


#### LOWEST 3-PT. FG PERCENTAGE ALLOWED

.000 (0-10)	at No. 24/22 Pittsburgh	12/31/12
.000 (0-4)	vs. Texas Southern	11/18/08
.045 (1-22)	at West Virginia	1/30/08
.063 (1-16)	vs. Providence	3/13/13
.091 (1-11)	vs. USF	2/2/14

#### BIGGEST WIN

62 (106-44)	vs. Robert Morris	11/15/15
54 (93-39)	vs. North Carolina A&T	11/18/12


# RADIO-TV CHART




**0** **QUADRI MOORE**  
F • 6-8 • 230 • JR-2L  
LINDEN, N.J.



**1** **JACOB EVANS III**  
G/F • 6-6 • 210 • SO-1L  
BATON ROUGE, LA.



**3** **JUSTIN JENIFER**  
G • 5-10 • 175 • SO-1L  
BALTIMORE, MD.




**10** **TROY CAUPAIN**  
G • 6-4 • 210 • SR-3L  
MIDLOTHIAN, VA.




**11** **GARY CLARK**  
F • 6-8 • 225 • JR-2L  
CLAYTON, N.C.



**13** **TRE SCOTT**  
F • 6-8 • 225 • R-FR-HS  
DARIEN, GA.



**14** **JACKSON BART**  
F • 6-5 • 210 • R-FR-TR  
BARTLESVILLE, OKLA.




**15** **CANE BROOME**  
G • 6-0 • 160 • JR-TR  
EAST HARTFORD, CONN.




**24** **KYLE WASHINGTON**  
F • 6-9 • 230 • JR-TR  
CHAMPLIN, MINN.




**25** **KEVIN JOHNSON**  
G • 6-3 • 185 • SR-3L  
CINCINNATI, OHIO




**32** **JOHN KOZ**  
G • 6-1 • 190 • FR-HS  
CLEVELAND, OHIO



**33** **NYSIER BROOKS**  
C • 6-11 • 240 • FR-HS  
PHILADELPHIA, PA.



**34** **JARRON CUMBERLAND**  
G • 6-5 • 218 • FR-HS  
WILMINGTON, OHIO



**45** **ZACK TOBLER**  
F • 6-5 • 225 • SR-3L  
FORT MITCHELL, KY.



**MICK CRONIN**  
HEAD COACH



**LARRY DAVIS**  
ASSOCIATE HEAD COACH



**DARREN SAVINO**  
ASSISTANT COACH



**ANTWON JACKSON**  
ASSISTANT COACH

# CINCINNATI PLAYER SEASON & CAREER HIGHS

## #0 - QUADRI MOORE

2016-17 SEASON		CAREER
6 vs. Albany, 11/14/16	Pts	10, 3x (last vs. Ark.-Pine Bluff, 11/22/15)
8 vs. Albany, 11/14/16	FG Atts	8, 2x (last vs. Albany, 11/14/16)
3 vs. Albany, 11/14/16	FG Made	5 vs. Robert Morris, 11/15/15
1 vs. Albany, 11/14/16	3PT-FG Atts	3, 2x (last vs. Tulsa, 1/2/16)
0	3PT-FG Made	2, 2x (last vs. Tulsa, 1/2/16)
0	FT Atts	8 vs. Ark.-Pine Bluff, 11/22/15
0	FT Made	6, 2x (last vs. Ark.-Pine Bluff, 11/22/15)
5 vs. Albany, 11/14/16	Rebs	8 vs. Ark.-Pine Bluff, 11/22/15
0	Assts	2 vs. Stony Brook, 12/2/14
0	Stls	3 vs. Ark.-Pine Bluff, 11/22/15
0	Blks	2 vs. Wagner, 12/23/14
14 vs. Albany, 11/14/16	Mins	18, 2x (last at SMU, 1/7/16)

## #1 - JACOB EVANS III

2016-17 SEASON		CAREER
25 vs. Rhode Island, 11/19/16	Pts	26 vs. Saint Joseph's, 3/18/16
12, 2x (last vs. Rhode Island, 11/19/16)	FG Atts	20 vs. Saint Joseph's, 3/18/16
9 vs. Brown, 11/11/16	FG Made	10 vs. Saint Joseph's, 3/18/16
7 vs. Albany, 11/14/16	3PT-FG Atts	10 vs. Butler, 12/2/15
4 vs. Brown, 11/11/16	3PT-FG Made	5 vs. Saint Joseph's, 3/18/16
9 vs. Rhode Island, 11/19/16	FT Atts	9 vs. Rhode Island, 11/19/16
7, 2x (last vs. Rhode Island, 11/19/16)	FT Made	7, 2x (last vs. Rhode Island, 11/19/16)
6 vs. Rhode Island, 11/19/16	Rebs	9 vs. Saint Joseph's, 3/18/16
3, 2x (last vs. Albany, 11/14/16)	Assts	4, 4x (last at Tulsa, 1/18/16)
3 vs. Albany, 11/14/16	Stls	3, 2x (last vs. Albany, 11/14/16)
1, 2x (last vs. Albany, 11/14/16)	Blks	3, 2x (last at UConn, 1/18/16)
37 vs. Rhode Island, 11/19/16	Mins	40, 2x (last at Houston, 3/3/16)

## #3 - JUSTIN JENIFER

2016-17 SEASON		CAREER
6, 2x (last vs. Albany, 11/14/16)	Pts	11 vs. Robert Morris, 11/15/15
5 vs. Albany, 11/14/16	FG Atts	6, 4x (last vs. Tulane, 1/24/16)
2, 2x (last vs. Albany, 11/14/16)	FG Made	3, 3x (last vs. Ark.-Pine Bluff, 11/22/15)
3 vs. Brown, 11/11/16	3PT-FG Atts	4, 2x (last vs. Tulane, 1/24/16)
1, 3x (last vs. Rhode Island, 11/19/16)	3PT-FG Made	2 vs. Ark.-Pine Bluff, 11/22/15
2 vs. Albany, 11/14/16	FT Atts	6 vs. Robert Morris, 11/15/15
1, 2x (last vs. Albany, 11/14/16)	FT Made	6 vs. Robert Morris, 11/15/15
5 vs. Brown, 11/11/16	Rebs	5 vs. Brown, 11/11/16
5 vs. Albany, 11/14/16	Assts	9 vs. Robert Morris, 11/15/15
3 vs. Albany, 11/14/16	Stls	3, 2x (last vs. USF, 2/4/16)
0	Blks	0
27 vs. Brown, 11/11/16	Mins	27 vs. Brown, 11/11/16

## #10 - TROY CAUPAIN

2016-17 SEASON		CAREER
12 vs. Rhode Island, 11/19/16	Pts	37 vs. UConn, 3/11/16
15 vs. Rhode Island, 11/19/16	FG Atts	30 vs. UConn, 3/11/16
4, 2x (last vs. Rhode Island, 11/19/16)	FG Made	11 vs. UConn, 3/11/16
5 vs. Rhode Island, 11/19/16	3PT-FG Atts	9, 2x (last vs. UConn, 3/11/16)
2 vs. Rhode Island, 11/19/16	3PT-FG Made	4, 5x (last vs. UConn, 3/11/16)
3 vs. Rhode Island, 11/19/16	FT Atts	12 vs. UConn, 3/11/16
2, 2x (last vs. Rhode Island, 11/19/16)	FT Made	11 vs. UConn, 3/11/16
7 vs. Brown, 11/11/16	Rebs	10 vs. UConn, 3/11/16
6 vs. Brown, 11/11/16	Assts	10 vs. USF, 2/4/16
4 vs. Albany, 11/14/16	Stls	5, 2x (last at UCF, 2/9/16)
1, 2x (last vs. Albany, 11/14/16)	Blks	2, 2x (last vs. USF, 2/4/16)
38 vs. Rhode Island, 11/19/16	Mins	56 vs. UConn, 3/11/16

## #11 - GARY CLARK

2016-17 SEASON		CAREER
14 vs. Brown, 11/11/16	Pts	21 vs. Western Carolina, 11/13/15
9 vs. Brown, 11/11/16	FG Atts	14 at Tulsa, 2/18/16
7 vs. Brown, 11/11/16	FG Made	9, 2x (last vs. Norfolk State, 12/15/15)
1, 2x (last vs. Albany, 11/14/16)	3PT-FG Atts	4 at Tulsa, 2/18/16
0	3PT-FG Made	2, 2x (last at Tulsa, 2/18/16)
2 vs. Rhode Island, 11/19/16	FT Atts	8, 4x (last vs. UConn, 3/11/16)
2 vs. Rhode Island, 11/19/16	FT Made	7, 2x (last vs. SMU, 3/6/16)
9 vs. Brown, 11/11/16	Rebs	16 vs. East Carolina, 1/6/15
4 vs. Brown, 11/11/16	Assts	6 vs. Houston, 1/13/16
3 vs. Brown, 11/11/16	Stls	5 at SMU, 1/7/16
3 vs. Rhode Island, 11/19/16	Blks	4, 6x (last at UCF, 2/9/16)
36 vs. Rhode Island, 11/19/16	Mins	48 vs. UConn, 3/11/16

## #13 - TRE SCOTT

2016-17 SEASON		CAREER
6 vs. Brown (11/11/16)	Pts	6 vs. Brown (11/11/16)
3, 2x (last vs. Albany, 11/14/16)	FG Atts	3, 2x (last vs. Albany, 11/14/16)
2, 2x (last vs. Albany, 11/14/16)	FG Made	2, 2x (last vs. Albany, 11/14/16)
0	3PT-FG Atts	0
0	3PT-FG Made	0
3 vs. Brown (11/11/16)	FT Atts	3 vs. Brown (11/11/16)
2 vs. Brown (11/11/16)	FT Made	2 vs. Brown (11/11/16)
3 vs. Albany, 11/14/16	Rebs	3 vs. Albany, 11/14/16
0	Assts	0
0	Stls	0
1, 2x (last vs. Albany, 11/14/16)	Blks	1, 2x (last vs. Albany, 11/14/16)
9 vs. Brown (11/11/16)	Mins	9 vs. Brown (11/11/16)

## #14 - JACKSON BART

2016-17 SEASON		CAREER
0	Pts	0
0	FG Atts	0
0	FG Made	0
0	3PT-FG Atts	0
0	3PT-FG Made	0
0	FT Atts	0
0	FT Made	0
0	Rebs	0
0	Assts	0
0	Stls	0
0	Blks	0
0	Mins	0

## #24 - KYLE WASHINGTON

2016-17 SEASON		CAREER (• SET AT NC STATE)
23 vs. Rhode Island, 11/19/16	Pts	23 vs. Rhode Island, 11/19/16
15 vs. Rhode Island, 11/19/16	FG Atts	15, 2x (last vs. Rhode Island, 11/19/16)
8 vs. Rhode Island, 11/19/16	FG Made	8, 3x (last vs. Rhode Island, 11/19/16)
3 vs. Rhode Island, 11/19/16	3PT-FG Atts	3, 2x (last vs. Rhode Island, 11/19/16)
2 vs. Rhode Island, 11/19/16	3PT-FG Made	2 vs. Rhode Island, 11/19/16
6 vs. Rhode Island, 11/19/16	FT Atts	9 vs. Miami, 3/13/14•
5 vs. Rhode Island, 11/19/16	FT Made	7 vs. Miami, 3/13/14•
12 vs. Brown, 11/11/16	Rebs	12 vs. Brown, 11/11/16
5 vs. Brown, 11/11/16	Assts	5 vs. Brown, 11/11/16
0	Stls	2, at Clemson, 2/18/14 •
4 vs. Rhode Island, 11/19/16	Blks	4, 5x (last vs. Rhode Island, 11/19/16)
37 vs. Rhode Island, 11/19/16	Mins	37 vs. Rhode Island, 11/19/16

## #25 - KEVIN JOHNSON

2016-17 SEASON		CAREER
4 vs. Albany, 11/14/16	Pts	15, 2x (last vs. Houston, 1/13/16)
6 vs. Albany, 11/14/16	FG Atts	14 vs. Robert Morris, 11/15/15
2 vs. Albany, 11/14/16	FG Made	5, 6x (last vs. East Carolina, 2/13/16)
4 vs. Albany, 11/14/16	3PT-FG Atts	9, 2x (last vs. Houston, 1/13/16)
1 vs. Rhode Island, 11/19/16	3PT-FG Made	4, 4x 2x (last vs. Houston, 1/13/16)
0	FT Atts	6, 2x (last vs. Memphis, 3/8/15)
0	FT Made	5 vs. Chicago State, 12/23/13
4 vs. Albany, 11/14/16	Rebs	6 at Temple, 1/16/16
1 vs. Brown, 11/11/16	Assts	4, 2x (last at UConn, 1/28/16)
2 vs. Albany, 11/14/16	Stls	4 vs. Wagner, 12/23/14
1 vs. Brown, 11/11/16	Blks	2 vs. Stony Brook, 12/2/14
25 vs. Albany, 11/14/16	Mins	36, 2x (last at East Carolina, 2/27/16)

## #33 - NYSIER BROOKS

2016-17 SEASON		CAREER
1 vs. Albany, 11/14/16	Pts	1 vs. Albany, 11/14/16
1 vs. Albany, 11/14/16	FG Atts	1 vs. Albany, 11/14/16
0	FG Made	0
0	3PT-FG Atts	0
0	3PT-FG Made	0
2, 3x (last vs. Rhode Island, 11/19/16)	FT Atts	2, 3x (last vs. Rhode Island, 11/19/16)
1, 3x (last vs. Rhode Island, 11/19/16)	FT Made	1, 3x (last vs. Rhode Island, 11/19/16)
1, 2x (last vs. Albany, 11/14/16)	Rebs	1, 2x (last vs. Albany, 11/14/16)
1 vs. Albany, 11/14/16	Assts	1 vs. Albany, 11/14/16
0	Stls	0
1 vs. Albany, 11/14/16	Blks	1 vs. Albany, 11/14/16
8 vs. Brown, 11/11/16	Mins	8 vs. Brown, 11/11/16

## #34 - JARRON CUMBERLAND

2016-17 SEASON		CAREER
11 vs. Albany, 11/14/16	Pts	11 vs. Albany, 11/14/16
6 vs. Albany, 11/14/16	FG Atts	6 vs. Albany, 11/14/16
4 vs. Albany, 11/14/16	FG Made	4 vs. Albany, 11/14/16
4 vs. Albany, 11/14/16	3PT-FG Atts	4 vs. Albany, 11/14/16
2 vs. Albany, 11/14/16	3PT-FG Made	2 vs. Albany, 11/14/16
3 vs. Brown, 11/11/16	FT Atts	3 vs. Brown, 11/11/16
1, 2x (last vs. Albany, 11/14/16)	FT Made	1, 2x (last vs. Albany, 11/14/16)
2, 2x (last vs. Rhode Island, 11/19/16)	Rebs	2, 2x (last vs. Rhode Island, 11/19/16)
2 vs. Brown, 11/11/16	Assts	2 vs. Brown, 11/11/16
2 vs. Brown, 11/11/16	Stls	2 vs. Brown, 11/11/16
1 vs. Brown, 11/11/16	Blks	1 vs. Brown, 11/11/16
19 vs. Albany, 11/14/16	Mins	19 vs. Albany, 11/14/16

## #45 - ZACK TOBLER

2016-17 SEASON		CAREER
1 vs. Brown, 11/11/16	Pts	5 vs. Ark.-Pine Bluff, 11/22/15
2 vs. Brown, 11/11/16	FG Atts	2 vs. Tulane, 1/24/16
0	FG Made	1, 3x (last vs. Tulane, 1/24/16)
1 vs. Brown, 11/11/16	3PT-FG Atts	1, 4x (last vs. Brown, 11/11/16)
0	3PT-FG Made	0
2 vs. Brown, 11/11/16	FT Atts	6 vs. Ark.-Pine Bluff, 11/22/15
1 vs. Brown, 11/11/16	FT Made	5 vs. Ark.-Pine Bluff, 11/22/15
1, 2x (last vs. Albany, 11/14/16)	Rebs	2 vs. Ark.-Pine Bluff, 11/22/15
0	Assts	1 vs. Robert Morris, 11/15/15
1 vs. Brown, 11/11/16	Stls	1 vs. Brown, 11/11/16
0	Blks	0
2 vs. Brown, 11/11/16	Mins	6 vs. Tulane, 1/24/16





**2016-17 Cincinnati Basketball**  
Cincinnati Individual Game-by-Game (as of Nov 19, 2016)  
**All games**



**#00 MOORE, Quadri**

Opponent	Date	gs	min	Total		3-Pointers		Free throws		Rebounds				pf	a	t/o	blk	stl	pts	avg
				fg-fga	pct	3fg-fga	pct	ft-fa	pct	off	def	tot	avg							
BROWN	11/11/16		9	2-2	1.000	0-0	.000	0-0	.000	1	0	1	1.0	4	0	1	0	0	4	4.0
ALBANY	11/14/16		14	3-8	.375	0-1	.000	0-0	.000	3	2	5	3.0	2	0	4	0	0	6	5.0
Totals		0	23	5-10	.500	0-1	.000	0-0	.000	4	2	6	3.0	6	0	5	0	0	10	5.0

Games played: 2  
Minutes/game: 11.5  
Points/game: 5.0  
FG Pct: 50.0  
3FG Pct: 0.0

Rebounds/game: 3.0  
Turnovers/game: 2.5

**#01 EVANS, Jacob**

Opponent	Date	gs	min	Total		3-Pointers		Free throws		Rebounds				pf	a	t/o	blk	stl	pts	avg
				fg-fga	pct	3fg-fga	pct	ft-fa	pct	off	def	tot	avg							
BROWN	11/11/16	*	32	9-12	.750	4-6	.667	1-2	.500	1	2	3	3.0	2	3	1	1	1	23	23.0
ALBANY	11/14/16	*	30	5-11	.455	2-7	.286	7-8	.875	1	2	3	3.0	4	3	1	1	3	19	21.0
vs Rhode Island	11/19/16	*	37	8-12	.667	2-5	.400	7-9	.778	4	2	6	4.0	3	0	4	0	0	25	22.3
Totals		3	99	22-35	.629	8-18	.444	15-19	.789	6	6	12	4.0	9	6	6	2	4	67	22.3

Games played: 3  
Minutes/game: 33.0  
Points/game: 22.3  
FG Pct: 62.9  
3FG Pct: 44.4  
FT Pct: 78.9

Rebounds/game: 4.0  
Assists/game: 2.0  
Turnovers/game: 2.0  
Assist/turnover ratio: 1.0  
Steals/game: 1.3  
Blocks/game: 0.7

**#03 JENIFER, Justin**

Opponent	Date	gs	min	Total		3-Pointers		Free throws		Rebounds				pf	a	t/o	blk	stl	pts	avg
				fg-fga	pct	3fg-fga	pct	ft-fa	pct	off	def	tot	avg							
BROWN	11/11/16		27	2-4	.500	1-3	.333	1-1	1.000	2	3	5	5.0	1	2	1	0	1	6	6.0
ALBANY	11/14/16		19	2-5	.400	1-2	.500	1-2	.500	0	1	1	3.0	2	5	1	0	3	6	6.0
vs Rhode Island	11/19/16		16	1-2	.500	1-2	.500	0-0	.000	0	0	0	2.0	2	0	0	0	1	3	5.0
Totals		0	62	5-11	.455	3-7	.429	2-3	.667	2	4	6	2.0	5	7	2	0	5	15	5.0

Games played: 3  
Minutes/game: 20.7  
Points/game: 5.0  
FG Pct: 45.5  
3FG Pct: 42.9  
FT Pct: 66.7

Rebounds/game: 2.0  
Assists/game: 2.3  
Turnovers/game: 0.7  
Assist/turnover ratio: 3.5  
Steals/game: 1.7

**#10 CAUPAIN, Troy**

Opponent	Date	gs	min	Total		3-Pointers		Free throws		Rebounds				pf	a	t/o	blk	stl	pts	avg
				fg-fga	pct	3fg-fga	pct	ft-fa	pct	off	def	tot	avg							
BROWN	11/11/16	*	30	4-8	.500	1-4	.250	1-2	.500	0	7	7	7.0	3	6	4	1	2	10	10.0
ALBANY	11/14/16	*	32	3-6	.500	0-2	.000	2-2	1.000	0	4	4	5.5	0	5	0	1	4	8	9.0
vs Rhode Island	11/19/16	*	38	4-15	.267	2-5	.400	2-3	.667	0	4	4	5.0	2	5	2	0	2	12	10.0
Totals		3	100	11-29	.379	3-11	.273	5-7	.714	0	15	15	5.0	5	16	6	2	8	30	10.0

Games played: 3  
Minutes/game: 33.3  
Points/game: 10.0  
FG Pct: 37.9  
3FG Pct: 27.3  
FT Pct: 71.4

Rebounds/game: 5.0  
Assists/game: 5.3  
Turnovers/game: 2.0  
Assist/turnover ratio: 2.7  
Steals/game: 2.7  
Blocks/game: 0.7



2016-17 Cincinnati Basketball  
Cincinnati Individual Game-by-Game (as of Nov 19, 2016)  
All games



#11 CLARK, Gary

Opponent	Date	gs	min	Total		3-Pointers		Free throws		Rebounds				pf	a	t/o	blk	stl	pts	avg
				fg-fga	pct	3fg-fga	pct	ft-fa	pct	off	def	tot	avg							
BROWN	11/11/16	*	27	7-9	.778	0-1	.000	0-1	.000	3	6	9	9.0	0	4	1	2	3	14	14.0
ALBANY	11/14/16	*	24	1-6	.167	0-1	.000	0-0	.000	1	3	4	6.5	4	1	1	2	1	2	8.0
vs Rhode Island	11/19/16	*	36	1-5	.200	0-1	.000	2-2	1.000	3	3	6	6.3	2	2	0	3	0	4	6.7
Totals		3	87	9-20	.450	0-3	.000	2-3	.667	7	12	19	6.3	6	7	2	7	4	20	6.7

Games played: 3  
Minutes/game: 29.0  
Points/game: 6.7  
FG Pct: 45.0  
3FG Pct: 0.0  
FT Pct: 66.7

Rebounds/game: 6.3  
Assists/game: 2.3  
Turnovers/game: 0.7  
Assist/turnover ratio: 3.5  
Steals/game: 1.3  
Blocks/game: 2.3

#13 SCOTT, Tre

Opponent	Date	gs	min	Total		3-Pointers		Free throws		Rebounds				pf	a	t/o	blk	stl	pts	avg
				fg-fga	pct	3fg-fga	pct	ft-fa	pct	off	def	tot	avg							
BROWN	11/11/16		9	2-3	.667	0-0	.000	2-3	.667	0	2	2	2.0	1	0	0	1	0	6	6.0
ALBANY	11/14/16		7	2-3	.667	0-0	.000	0-0	.000	2	1	3	2.5	0	0	0	1	0	4	5.0
vs Rhode Island	11/19/16		0	0-0	.000	0-0	.000	0-0	.000	0	0	0	1.7	0	0	0	0	0	0	3.3
Totals		0	16	4-6	.667	0-0	.000	2-3	.667	2	3	5	1.7	1	0	0	2	0	10	3.3

Games played: 3  
Minutes/game: 5.3  
Points/game: 3.3  
FG Pct: 66.7  
FT Pct: 66.7

Rebounds/game: 1.7  
Blocks/game: 0.7

#14 BART, Jackson

Opponent	Date	gs	min	Total		3-Pointers		Free throws		Rebounds				pf	a	t/o	blk	stl	pts	avg
				fg-fga	pct	3fg-fga	pct	ft-fa	pct	off	def	tot	avg							
ALBANY	11/14/16		1	0-0	.000	0-0	.000	0-0	.000	0	0	0	0.0	0	0	0	0	0	0	0.0
Totals		0	1	0-0	.000	0-0	.000	0-0	.000	0	0	0	0.0	0	0	0	0	0	0	0.0

Games played: 1  
Minutes/game: 1.0

#24 WASHINGTON, Kyle

Opponent	Date	gs	min	Total		3-Pointers		Free throws		Rebounds				pf	a	t/o	blk	stl	pts	avg
				fg-fga	pct	3fg-fga	pct	ft-fa	pct	off	def	tot	avg							
BROWN	11/11/16	*	25	6-11	.545	0-2	.000	4-4	1.000	4	8	12	12.0	1	5	3	2	0	16	16.0
ALBANY	11/14/16	*	20	6-8	.750	0-0	.000	1-5	.200	2	1	3	7.5	3	0	0	0	0	13	14.5
vs Rhode Island	11/19/16	*	37	8-15	.533	2-3	.667	5-6	.833	3	7	10	8.3	3	0	2	4	1	23	17.3
Totals		3	82	20-34	.588	2-5	.400	10-15	.667	9	16	25	8.3	7	5	5	6	1	52	17.3

Games played: 3  
Minutes/game: 27.3  
Points/game: 17.3  
FG Pct: 58.8  
3FG Pct: 40.0  
FT Pct: 66.7

Rebounds/game: 8.3  
Assists/game: 1.7  
Turnovers/game: 1.7  
Assist/turnover ratio: 1.0  
Steals/game: 0.3  
Blocks/game: 2.0



2016-17 Cincinnati Basketball  
Cincinnati Individual Game-by-Game (as of Nov 19, 2016)  
All games



#25 JOHNSON, Kevin

Opponent	Date	gs	min	Total		3-Pointers		Free throws		Rebounds				pf	a	t/o	blk	stl	pts	avg
				fg-fga	pct	3fg-fga	pct	ft-fa	pct	off	def	tot	avg							
BROWN	11/11/16	*	18	0-3	.000	0-3	.000	0-0	.000	1	1	2	2.0	1	1	1	1	0	0	0.0
ALBANY	11/14/16	*	25	2-6	.333	0-4	.000	0-0	.000	2	2	4	3.0	2	0	3	0	2	4	2.0
vs Rhode Island	11/19/16	*	20	1-4	.250	1-3	.333	0-0	.000	1	0	1	2.3	3	0	2	0	0	3	2.3
Totals		3	63	3-13	.231	1-10	.100	0-0	.000	4	3	7	2.3	6	1	6	1	2	7	2.3

Games played: 3  
Minutes/game: 21.0  
Points/game: 2.3  
FG Pct: 23.1  
3FG Pct: 10.0

Rebounds/game: 2.3  
Assists/game: 0.3  
Turnovers/game: 2.0  
Assist/turnover ratio: 0.2  
Steals/game: 0.7  
Blocks/game: 0.3

#32 KOZ, John

Opponent	Date	gs	min	Total		3-Pointers		Free throws		Rebounds				pf	a	t/o	blk	stl	pts	avg
				fg-fga	pct	3fg-fga	pct	ft-fa	pct	off	def	tot	avg							
ALBANY	11/14/16		1	0-0	.000	0-0	.000	0-0	.000	0	0	0	0.0	0	0	0	0	0	0	0.0
Totals		0	1	0-0	.000	0-0	.000	0-0	.000	0	0	0	0.0	0	0	0	0	0	0	0.0

Games played: 1  
Minutes/game: 1.0

#33 BROOKS, Nysier

Opponent	Date	gs	min	Total		3-Pointers		Free throws		Rebounds				pf	a	t/o	blk	stl	pts	avg
				fg-fga	pct	3fg-fga	pct	ft-fa	pct	off	def	tot	avg							
BROWN	11/11/16		8	0-0	.000	0-0	.000	1-2	.500	0	1	1	1.0	2	0	0	0	0	1	1.0
ALBANY	11/14/16		7	0-1	.000	0-0	.000	1-2	.500	0	1	1	1.0	2	1	0	1	0	1	1.0
vs Rhode Island	11/19/16		1	0-0	.000	0-0	.000	1-2	.500	0	0	0	0.7	0	0	1	0	0	1	1.0
Totals		0	16	0-1	.000	0-0	.000	3-6	.500	0	2	2	0.7	4	1	1	1	0	3	1.0

Games played: 3  
Minutes/game: 5.3  
Points/game: 1.0  
FG Pct: 0.0  
FT Pct: 50.0

Rebounds/game: 0.7  
Assists/game: 0.3  
Turnovers/game: 0.3  
Assist/turnover ratio: 1.0  
Blocks/game: 0.3

#34 CUMBERLAND, Jarron

Opponent	Date	gs	min	Total		3-Pointers		Free throws		Rebounds				pf	a	t/o	blk	stl	pts	avg
				fg-fga	pct	3fg-fga	pct	ft-fa	pct	off	def	tot	avg							
BROWN	11/11/16		13	1-3	.333	0-2	.000	1-3	.333	0	0	0	0.0	1	2	0	1	2	3	3.0
ALBANY	11/14/16		19	4-6	.667	2-4	.500	1-1	1.000	1	1	2	1.0	1	1	0	0	0	11	7.0
vs Rhode Island	11/19/16		15	0-1	.000	0-1	.000	0-1	.000	2	0	2	1.3	3	1	0	0	0	0	4.7
Totals		0	47	5-10	.500	2-7	.286	2-5	.400	3	1	4	1.3	5	4	0	1	2	14	4.7

Games played: 3  
Minutes/game: 15.7  
Points/game: 4.7  
FG Pct: 50.0  
3FG Pct: 28.6  
FT Pct: 40.0

Rebounds/game: 1.3  
Assists/game: 1.3  
Assist/turnover ratio: 99.9  
Steals/game: 0.7  
Blocks/game: 0.3





2016-17 Cincinnati Basketball  
Cincinnati Individual Game-by-Game (as of Nov 19, 2016)  
All games



#45 TOBLER, Zack

Opponent	Date	gs	min	Total		3-Pointers		Free throws		Rebounds				pf	a	t/o	blk	stl	pts	avg
				fg-fga	pct	3fg-fga	pct	ft-fa	pct	off	def	tot	avg							
BROWN	11/11/16		2	0-2	.000	0-1	.000	1-2	.500	0	1	1	1.0	0	0	0	0	1	1	1.0
ALBANY	11/14/16		1	0-1	.000	0-0	.000	0-0	.000	0	1	1	1.0	1	0	0	0	0	0	0.5
Totals		0	3	0-3	.000	0-1	.000	1-2	.500	0	2	2	1.0	1	0	0	0	1	1	0.5

Games played: 2  
Minutes/game: 1.5  
Points/game: 0.5  
FG Pct: 0.0  
3FG Pct: 0.0  
FT Pct: 50.0

Rebounds/game: 1.0  
Steals/game: 0.5

#TM TEAM

Opponent	Date	gs	min	Total		3-Pointers		Free throws		Rebounds				pf	a	t/o	blk	stl	pts	avg
				fg-fga	pct	3fg-fga	pct	ft-fa	pct	off	def	tot	avg							
BROWN	11/11/16		0	0-0	.000	0-0	.000	0-0	.000	0	0	0	0.0	0	0	0	0	0	0	0.0
ALBANY	11/14/16		0	0-0	.000	0-0	.000	0-0	.000	3	0	3	1.5	0	0	0	0	0	0	0.0
vs Rhode Island	11/19/16		0	0-0	.000	0-0	.000	0-0	.000	0	1	1	1.3	0	0	0	0	0	0	0.0
Totals		0	0	0-0	.000	0-0	.000	0-0	.000	3	1	4	1.3	0	0	0	0	0	0	0.0

Games played: 3

Rebounds/game: 1.3



# Cincinnati Individual Career History



## BART, Jackson

			Total		3-Point		F-Throws		Rebounds											Scoring	
Season	gp-gs	min/avg	fg-fga	pct	fg-fga	pct	ft-fta	pct	off	def	tot	avg	pf	fo	ast	to	blk	stl	pts	avg	
2016-17	1-0	1/1.0	0-0	.000	0-0	.000	0-0	.000	0	0	0	0.0	0	0	0	0	0	0	0	0.0	
TOTAL	1-0	1/1.0	0-0	.000	0-0	.000	0-0	.000	0	0	0	0.0	0	0	0	0	0	0	0	0.0	

## BROOKS, Nysier

			Total		3-Point		F-Throws		Rebounds											Scoring	
Season	gp-gs	min/avg	fg-fga	pct	fg-fga	pct	ft-fta	pct	off	def	tot	avg	pf	fo	ast	to	blk	stl	pts	avg	
2016-17	3-0	16/5.3	0-1	.000	0-0	.000	3-6	.500	0	2	2	0.7	4	0	1	1	1	0	3	1.0	
TOTAL	3-0	16/5.3	0-1	.000	0-0	.000	3-6	.500	0	2	2	0.7	4	0	1	1	1	0	3	1.0	

## CAUPAIN, Troy

Season	gp-gs	min/avg	Total		3-Point		F-Throws		Rebounds											Scoring	
			fg-fga	pct	fg-fga	pct	ft-fta	pct	off	def	tot	avg	pf	fo	ast	to	blk	stl	pts	avg	
2013-14	34-0	649/19.1	54-142	.380	19-58	.328	58-74	.784	13	66	79	2.3	50	0	76	42	2	31	185	5.4	
2014-15	34-33	1065/31.3	107-241	.444	31-76	.408	82-104	.788	17	105	122	3.6	49	1	121	72	6	41	327	9.6	
2015-16	33-33	1104/33.5	142-379	.375	55-170	.324	89-113	.788	16	108	124	3.8	48	0	160	60	13	37	428	13.0	
2016-17	3-3	100/33.3	11-29	.379	3-11	.273	5-7	.714	0	15	15	5.0	5	0	16	6	2	8	30	10.0	
TOTAL	104-69	2918/28.1	314-791	.397	108-315	.343	234-298	.785	46	294	340	3.3	152	1	373	180	23	117	970	9.3	

## CLARK, Gary

			Total		3-Point		F-Throws		Rebounds											Scoring	
Season	gp-gs	min/avg	fg-fga	pct	fg-fga	pct	ft-fta	pct	off	def	tot	avg	pf	fo	ast	to	blk	stl	pts	avg	
2014-15	34-34	945/27.8	110-210	.524	0-5	.000	45-72	.625	94	152	246	7.2	54	0	57	38	45	35	265	7.8	
2015-16	33-32	1002/30.4	126-243	.519	13-25	.520	79-115	.687	113	177	290	8.8	76	0	70	42	49	41	344	10.4	
2016-17	3-3	87/29.0	9-20	.450	0-3	.000	2-3	.667	7	12	19	6.3	6	0	7	2	7	4	20	6.7	
TOTAL	70-69	2034/29.1	245-473	.518	13-33	.394	126-190	.663	214	341	555	7.9	136	0	134	82	101	80	629	9.0	

## CUMBERLAND, Jarron

			Total		3-Point		F-Throws		Rebounds											Scoring	
Season	gp-gs	min/avg	fg-fga	pct	fg-fga	pct	ft-fta	pct	off	def	tot	avg	pf	fo	ast	to	blk	stl	pts	avg	
2016-17	3-0	47/15.7	5-10	.500	2-7	.286	2-5	.400	3	1	4	1.3	5	0	4	0	1	2	14	4.7	
TOTAL	3-0	47/15.7	5-10	.500	2-7	.286	2-5	.400	3	1	4	1.3	5	0	4	0	1	2	14	4.7	

## EVANS, Jacob

			Total		3-Point		F-Throws		Rebounds											Scoring	
Season	gp-gs	min/avg	fg-fga	pct	fg-fga	pct	ft-fta	pct	off	def	tot	avg	pf	fo	ast	to	blk	stl	pts	avg	
2015-16	33-8	806/24.4	94-253	.372	45-135	.333	45-56	.804	36	99	135	4.1	61	2	54	25	27	27	278	8.4	
2016-17	3-3	99/33.0	22-35	.629	8-18	.444	15-19	.789	6	6	12	4.0	9	0	6	6	2	4	67	22.3	
TOTAL	36-11	905/25.1	116-288	.403	53-153	.346	60-75	.800	42	105	147	4.1	70	2	60	31	29	31	345	9.6	

## JENIFER, Justin

			Total		3-Point		F-Throws		Rebounds											Scoring	
Season	gp-gs	min/avg	fg-fga	pct	fg-fga	pct	ft-fta	pct	off	def	tot	avg	pf	fo	ast	to	blk	stl	pts	avg	
2015-16	27-0	232/8.6	21-58	.362	10-30	.333	14-20	.700	2	16	18	0.7	18	0	34	17	0	14	66	2.4	
2016-17	3-0	62/20.7	5-11	.455	3-7	.429	2-3	.667	2	4	6	2.0	5	0	7	2	0	5	15	5.0	
TOTAL	30-0	294/9.8	26-69	.377	13-37	.351	16-23	.696	4	20	24	0.8	23	0	41	19	0	19	81	2.7	



## Cincinnati Individual Career History



### JOHNSON, Kevin

			Total		3-Point		F-Throws		Rebounds											Scoring	
Season	gp-gs	min/avg	fg-fga	pct	fg-fga	pct	ft-fta	pct	off	def	tot	avg	pf	fo	ast	to	blk	stl	pts	avg	
2013-14	33-0	338/10.2	41-103	.398	15-48	.313	26-30	.867	14	19	33	1.0	42	0	21	17	3	13	123	3.7	
2014-15	34-24	742/21.8	74-195	.379	43-123	.350	29-44	.659	6	40	46	1.4	68	0	45	54	4	28	220	6.5	
2015-16	33-2	700/21.2	68-196	.347	40-130	.308	24-32	.750	24	34	58	1.8	51	0	55	38	2	30	200	6.1	
2016-17	3-3	63/21.0	3-13	.231	1-10	.100	0-0	.000	4	3	7	2.3	6	0	1	6	1	2	7	2.3	
TOTAL	103-29	1843/17.9	186-507	.367	99-311	.318	79-106	.745	48	96	144	1.4	167	0	122	115	10	73	550	5.3	

### KOZ, John

			Total		3-Point		F-Throws		Rebounds											Scoring	
Season	gp-gs	min/avg	fg-fga	pct	fg-fga	pct	ft-fta	pct	off	def	tot	avg	pf	fo	ast	to	blk	stl	pts	avg	
2016-17	1-0	1/1.0	0-0	.000	0-0	.000	0-0	.000	0	0	0	0.0	0	0	0	0	0	0	0	0.0	
TOTAL	1-0	1/1.0	0-0	.000	0-0	.000	0-0	.000	0	0	0	0.0	0	0	0	0	0	0	0	0.0	

### MOORE, Quadri

			Total		3-Point		F-Throws		Rebounds											Scoring	
Season	gp-gs	min/avg	fg-fga	pct	fg-fga	pct	ft-fta	pct	off	def	tot	avg	pf	fo	ast	to	blk	stl	pts	avg	
2014-15	26-0	213/8.2	21-56	.375	4-14	.286	11-15	.733	6	22	28	1.1	26	1	6	19	4	7	57	2.2	
2015-16	26-0	190/7.3	21-54	.389	4-12	.333	13-19	.684	13	21	34	1.3	21	0	2	18	2	8	59	2.3	
2016-17	2-0	23/11.5	5-10	.500	0-1	.000	0-0	.000	4	2	6	3.0	6	0	0	5	0	0	10	5.0	
TOTAL	54-0	426/7.9	47-120	.392	8-27	.296	24-34	.706	23	45	68	1.3	53	1	8	42	6	15	126	2.3	

### SCOTT, Tre

Season	gp-gs	min/avg	Total		3-Point		F-Throws		Rebounds											Scoring	
			fg-fga	pct	fg-fga	pct	ft-fta	pct	off	def	tot	avg	pf	fo	ast	to	blk	stl	pts	avg	
2016-17	3-0	16/5.3	4-6	.667	0-0	.000	2-3	.667	2	3	5	1.7	1	0	0	0	2	0	10	3.3	
TOTAL	3-0	16/5.3	4-6	.667	0-0	.000	2-3	.667	2	3	5	1.7	1	0	0	0	2	0	10	3.3	

### TOBLER, Zack

			Total		3-Point		F-Throws		Rebounds											Scoring	
Season	gp-gs	min/avg	fg-fga	pct	fg-fga	pct	ft-fta	pct	off	def	tot	avg	pf	fo	ast	to	blk	stl	pts	avg	
2013-14	8-0	13/1.6	0-4	.000	0-2	.000	0-0	.000	1	1	2	0.3	1	0	0	0	0	0	0	0.0	
2014-15	8-0	11/1.4	1-5	.200	0-2	.000	1-5	.200	0	1	1	0.1	2	0	0	1	0	0	3	0.4	
2015-16	6-0	17/2.8	2-5	.400	0-0	.000	5-8	.625	3	0	3	0.5	3	0	1	1	0	0	9	1.5	
2016-17	2-0	3/1.5	0-3	.000	0-1	.000	1-2	.500	0	2	2	1.0	1	0	0	0	0	1	1	0.5	
TOTAL	24-0	44/1.8	3-17	.176	0-5	.000	7-15	.467	4	4	8	0.3	7	0	1	2	0	1	13	0.5	

### WASHINGTON, Kyle

			Total		3-Point		F-Throws		Rebounds											Scoring	
Season	gp-gs	min/avg	fg-fga	pct	fg-fga	pct	ft-fta	pct	off	def	tot	avg	pf	fo	ast	to	blk	stl	pts	avg	
2016-17	3-3	82/27.3	20-34	.588	2-5	.400	10-15	.667	9	16	25	8.3	7	0	5	5	6	1	52	17.3	
TOTAL	3-3	82/27.3	20-34	.588	2-5	.400	10-15	.667	9	16	25	8.3	7	0	5	5	6	1	52	17.3	

GAME 1 • NOV. 11, 2016 • HALL OF FAME TIP-OFF  
BROWN (55) AT RV/25 CINCINNATI (84)  
FIFTH THIRD ARENA (CINCINNATI, OHIO)

Brown 55 • 0-1

#	Player	Total		3-Ptr	Rebounds			PF	TP	A	TO	Blk	Stl	Min
		FG-FGA	FG-FGA		FT-FTA	Off	Def							
03	Spieth, Steven	f	3-7	2-3	1-1	4	2	6	4	9	0	3	0	30
25	Howard, Joshua	f	4-11	0-3	0-0	3	2	5	2	8	0	2	0	1
02	Anderson, Brandon	g	0-3	0-1	1-2	0	0	0	3	1	2	1	0	19
04	Okolie, Obi	g	1-9	1-4	3-7	1	1	2	2	6	1	3	0	24
05	Blackmon, Taveon	g	2-13	0-2	2-2	1	6	7	0	6	5	3	0	1
01	Fuller, Travis		1-2	0-1	2-2	0	0	1	4	4	0	2	0	23
11	Sullivan, Chris		3-4	3-4	0-0	0	0	0	0	9	0	0	0	1
12	Hobbie, JR		4-7	4-7	0-0	0	0	0	1	12	1	0	0	21
22	Daugherty, Corey		0-0	0-0	0-0	0	0	0	4	0	1	0	0	10
23	Wilkinson, Blake		0-1	0-0	0-0	0	0	0	1	0	0	0	0	3
30	Ljuboja, Miki		0-0	0-0	0-0	0	0	0	0	0	0	1	0	1
Team						2	0	2						
Totals			18-57	10-25	9-14	11	12	23	21	55	10	14	1	3
FG % 1st Half: 9-27		33.3%	2nd half: 9-30		30.0%	Game: 18-57		31.6%	Deadball					
3FG % 1st Half: 4-10		40.0%	2nd half: 6-15		40.0%	Game: 10-25		40.0%	Rebounds					
FT % 1st Half: 3-7		42.9%	2nd half: 6-7		85.7%	Game: 9-14		64.3%	2,3					

Cincinnati 84 • 1-0

#	Player	Total		3-Ptr	Rebounds			PF	TP	A	TO	Blk	Stl	Min
		FG-FGA	FG-FGA		FT-FTA	Off	Def							
11	CLARK, Gary	f	7-9	0-1	0-1	3	6	9	0	14	4	1	2	3
24	WASHINGTON, Kyle	f	6-11	0-2	4-4	4	8	12	1	16	5	3	2	0
01	EVANS, Jacob	g	9-12	4-6	1-2	1	2	3	2	23	3	1	1	1
10	CAUPAIN, Troy	g	4-8	1-4	1-2	0	7	7	3	10	6	4	1	2
25	JOHNSON, Kevin	g	0-3	0-3	0-0	1	1	2	1	0	1	1	1	0
00	MOORE, Quadri		2-2	0-0	0-0	1	0	1	4	4	0	1	0	9
03	JENIFER, Justin		2-4	1-3	1-1	2	3	5	1	6	2	1	0	1
13	SCOTT, Tre		2-3	0-0	2-3	0	2	2	1	6	0	0	1	0
33	BROOKS, Nysier		0-0	0-0	1-2	0	0	1	2	1	0	0	0	8
34	CUMBERLAND, Jarron		1-3	0-2	1-3	0	0	1	1	3	2	0	1	2
45	TOBLER, Zack		0-2	0-1	1-2	0	1	1	0	1	0	0	0	1
Team						0	0	0						
Totals			33-57	6-22	12-20	12	31	43	16	84	23	12	9	10
FG % 1st Half: 18-29		62.1%	2nd half: 15-28		53.6%	Game: 33-57		57.9%	Deadball					
3FG % 1st Half: 2-9		22.2%	2nd half: 4-13		30.8%	Game: 6-22		27.3%	Rebounds					
FT % 1st Half: 5-7		71.4%	2nd half: 7-13		53.8%	Game: 12-20		60.0%	5					

Officials: Bill Jacobson, Kyle Ingram, Jon Campbell  
Technical fouls: Brown-None. Cincinnati-EVANS, Jacob.  
Attendance: 6504

Score by periods	1st	2nd	Total
Brown	25	30	55
Cincinnati	43	41	84

Last FG - BROWN 2nd-01:14, CIN 2nd-00:54.  
Largest lead - BROWN by 1 1st-18:41, CIN by 31 2nd-01:57.

Score tied - 0 times.  
Lead changed - 1 time.

GAME 2 • NOV. 14, 2016 • HALL OF FAME TIP-OFF  
ALBANY (51) AT 24/25 CINCINNATI (74)  
FIFTH THIRD ARENA (CINCINNATI, OHIO)

Albany 51 • 1-1

#	Player	Total		3-Ptr	Rebounds			PF	TP	A	TO	Blk	Stl	Min
		FG-FGA	FG-FGA		FT-FTA	Off	Def							
10	ROWLEY, Mike	f	1-1	0-0	0-0	1	4	5	3	2	0	1	0	0
43	STIRE, Greig	f	3-5	0-0	0-0	4	2	6	3	6	1	2	0	0
03	CREMO, Joe	g	4-10	0-3	4-4	0	4	4	2	12	0	8	0	1
11	GRAYSON, Marquese	g	1-3	1-1	0-0	0	1	1	2	3	0	3	0	0
13	NICHOLS, David	g	6-16	0-5	1-1	0	4	4	4	13	6	3	1	3
01	ANDERSON, Costa		0-1	0-1	0-0	0	0	0	0	0	0	0	0	1
02	ANDREWS, Jamir		2-5	1-4	0-0	0	1	1	0	5	0	1	0	0
12	CAMPBELL, Devonte		0-0	0-0	0-0	0	0	0	0	0	0	0	0	1
23	LANDS, Jaraan		1-4	0-0	2-7	3	1	4	1	4	0	2	0	0
24	ENNEMA, Dallas		0-0	0-0	0-0	0	1	1	0	0	0	1	0	0
30	CHARLES, Travis		2-3	0-0	2-2	3	3	6	4	6	1	1	0	0
Team						1	0	1						
Totals			20-48	2-14	9-14	12	21	33	19	51	8	22	1	4
FG % 1st Half: 9-23		39.1%	2nd half: 11-25		44.0%	Game: 20-48		41.7%	Deadball					
3FG % 1st Half: 1-5		20.0%	2nd half: 1-9		11.1%	Game: 2-14		14.3%	Rebounds					
FT % 1st Half: 8-9		88.9%	2nd half: 1-5		20.0%	Game: 9-14		64.3%	2,1					

Cincinnati 74 • 2-0

#	Player	Total		3-Ptr	Rebounds			PF	TP	A	TO	Blk	Stl	Min
		FG-FGA	FG-FGA		FT-FTA	Off	Def							
11	CLARK, Gary	f	1-6	0-1	0-0	1	3	4	4	2	1	1	2	1
24	WASHINGTON, Kyle	f	6-8	0-0	1-5	2	1	3	3	13	0	0	0	0
01	EVANS, Jacob	g	5-11	2-7	7-8	1	2	3	4	19	3	1	1	3
10	CAUPAIN, Troy	g	3-6	0-2	2-2	0	4	4	0	8	5	0	1	4
25	JOHNSON, Kevin	g	2-6	0-4	0-0	2	2	4	2	4	0	3	0	2
00	MOORE, Quadri		3-8	0-1	0-0	3	2	5	2	6	0	4	0	0
03	JENIFER, Justin		2-5	1-2	1-2	0	1	1	2	6	5	1	0	3
13	SCOTT, Tre		2-3	0-0	0-0	2	1	3	0	4	0	0	1	0
14	BART, Jackson		0-0	0-0	0-0	0	0	0	0	0	0	0	0	1
32	KOZ, John		0-0	0-0	0-0	0	0	0	0	0	0	0	0	1
33	BROOKS, Nysier		0-1	0-0	1-2	0	1	1	2	1	1	0	1	0
34	CUMBERLAND, Jarron		4-6	2-4	1-1	1	1	2	1	11	1	0	0	0
45	TOBLER, Zack		0-1	0-0	0-0	0	1	1	1	0	0	0	0	1
Team						3	0	3						
Totals			28-61	5-21	13-20	15	19	34	21	74	16	10	6	13
FG % 1st Half: 9-28		32.1%	2nd half: 19-33		57.6%	Game: 28-61		45.9%	Deadball					
3FG % 1st Half: 2-11		18.2%	2nd half: 3-10		30.0%	Game: 5-21		23.8%	Rebounds					
FT % 1st Half: 9-12		75.0%	2nd half: 4-8		50.0%	Game: 13-20		65.0%	3					

Officials: Peter Juzenas, Jose Carrion, Matt Obias  
Technical fouls: Albany-None. Cincinnati-None.  
Attendance: 5864

Score by periods	1st	2nd	Total
Albany	27	24	51
Cincinnati	29	45	74

Points  
ALBANY  
CIN

In  
Paint  
34  
42

Off  
T/O  
13  
24

2nd  
Chance  
8  
21

Fast  
Break  
8  
20

Bench  
15  
28

GAME 3 • NOV. 19, 2016 • HALL OF FAME TIP-OFF  
24/25 CINCINNATI (71) VS 21/22 RHODE ISLAND (76)  
MOHEGAN SUN (UNCASVILLE, CONN.)

Cincinnati 71 • 2-1

# Player		Total		3-Ptr	Rebounds					PF	TP	A	TO	Blk	Stl	Min
		FG-FGA	FG-FGA	FT-FTA	Off	Def	Total									
01	EVANS, Jacob	*	8-12	2-5	7-9	4	2	6	3	25	0	4	0	0	37	
10	CAUPAIN, Troy	*	4-15	2-5	2-3	0	4	4	2	12	5	2	0	2	38	
11	CLARK, Gary	*	1-5	0-1	2-2	3	3	6	2	4	2	0	3	0	36	
24	WASHINGTON, Kyle	*	8-15	2-3	5-6	3	7	10	3	23	0	2	4	1	37	
25	JOHNSON, Kevin	*	1-4	1-3	0-0	1	0	1	3	3	0	2	0	0	20	
03	JENIFER, Justin		1-2	1-2	0-0	0	0	0	2	3	0	0	0	1	16	
13	SCOTT, Tre		0-0	0-0	0-0	0	0	0	0	0	0	0	0	0	0+	
33	BROOKS, Nysier		0-0	0-0	1-2	0	0	0	0	1	0	1	0	0	1	
34	CUMBERLAND, Jarron		0-1	0-1	0-1	2	0	2	3	0	1	0	0	0	15	
Team						0	1	1								
Totals			23-54	8-20	17-23	13	17	30	18	71	8	11	7	4	200	
FG % 1st Half: 13-24		54.2%	2nd half: 10-30		33.3%	Game: 23-54		42.6%	Deadball							
3FG % 1st Half: 5-9		55.6%	2nd half: 3-11		27.3%	Game: 8-20		40.0%	Rebounds							
FT % 1st Half: 8-11		72.7%	2nd half: 9-12		75.0%	Game: 17-23		73.9%	1							