



12.31.21

AT&T STADIUM

# **collegepressbox**

SINCE 2005

EVERYTHING BUT THE PREGAME MEAL



## **BOWL SEASON™**

**130 Teams**  
**10 Conferences**  
**44 Bowls**  
**25 Awards**

**collegepressbox** is the official  
media website for Division I football

Access and download game notes, quotes, statistics, media guides,  
headshots, logos and more for all FBS schools, conferences,  
postseason games, awards and the College Football Playoff

**For access, please register for an account at:**  
**[collegepressbox.com/register](https://collegepressbox.com/register)**



# CRIMSON TIDE

FOOTBALL

18 NATIONAL CHAMPIONSHIPS » 144 FIRST TEAM ALL-AMERICANS » 73 POSTSEASON GAMES » 40 BOWL VICTORIES » 29 SEC CHAMPIONSHIPS



## GAME 14



### ALABAMA VS CINCINNATI

DECEMBER 31, 2021 / 2:30 P.M. CT / ARLINGTON, TEXAS  
AT&T STADIUM (80,000)

TV: ESPN

(PxP: Sean McDonough, Analyst: Todd Blackledge, Alabama Sideline: Laura Rutledge)

**RADIO: CRIMSON TIDE SPORTS NETWORK**

(Play-by-Play: Eli Gold, Analyst: John Parker Wilson, Sideline: Rashad Johnson, Host: Chris Stewart)  
CTSN on Sirius/XM/SXM App: 84/84/84

**NATIONAL RADIO: ESPN RADIO**

(Play-by-Play: Sean Kelley, Analyst: Barrett Jones, Sideline: Ian Fitzsimmons)

#### CRIMSON TIDE

**2021 Record/SEC Record** ..... 12-1/7-1  
**CFP/AP/AFCA Coaches Poll**..... 1/1/1  
**Head Coach** ..... Nick Saban  
**Record at Alabama (Years)** ... 182-24 (15th)  
**Career Record (Years)** ..... 273-66-1 (26th)

#### BEARCATS

**2021 Record/AAC Record** ..... 13-0/8-0  
**CFP/AP/AFCA Coaches Poll** ..... 4/4/4  
**Head Coach** ..... Luke Fickell  
**Record at Cincinnati (Years)** ... 48-14 (5th)  
**Career Record (Years)** ..... 54-21 (6th)

#### INSIDE THE SERIES

**Overall:** Sixth meeting (Alabama leads, 5-0)

**At Neutral Sites:** N/A

**Current Streak:** Alabama, Won 5

**Last Meeting:** Nov. 17, 1990 (W, 45-7)

**Series Notes:** Alabama and Cincinnati will meet for the first time at a neutral site, and the sixth time overall, in the 2021 College Football Playoff Semifinal in Arlington, Texas. The Crimson Tide holds a perfect 5-0 mark in the previous pairings and has outscored the Bearcats by a 156-27 margin in those contests. Alabama head coach Nick Saban has never faced Cincinnati during his time as a collegiate head coach. Additionally, Cincinnati head coach Luke Fickell has never squared off with the Crimson Tide during his six-year head coaching career.

#### SOCIAL MEDIA:



Follow us on Facebook and  
Instagram @AlabamaFTBL



Follow us on Twitter  
at @AlabamaFTBL

Follow **ALABAMA FOOTBALL** on the social media sites  
listed for up-to-date news, exclusive content and more.

## 2021 SCHEDULE

### 1/1/1 ALABAMA (12-1, 7-1 SEC)

S4	vs. 14/16 Miami%	ABC	W, 44-13
<b>S11</b>	<b>MERCER</b>	<b>SEC Network</b>	<b>W, 48-14</b>
S18	at 11/9 Florida*	CBS	W, 31-29.
<b>S25</b>	<b>SOUTHERN MISS</b>	<b>SEC Network</b>	<b>W, 63-14</b>
<b>02</b>	<b>12/12 OLE MISS*</b>	<b>CBS</b>	<b>W, 42-21</b>
09	at RV/RV Texas A&M*	CBS	L, 38-41
016	at RV/RV Mississippi State*	ESPN	W, 49-9
<b>023</b>	<b>TENNESSEE*</b>	<b>ESPN</b>	<b>W, 52-24</b>
<b>N6</b>	<b>LSU*</b>	<b>ESPN</b>	<b>W, 20-14</b>
<b>N13</b>	<b>NEW MEXICO STATE</b>	<b>SEC Network</b>	<b>W, 59-3</b>
<b>N20</b>	<b>21/21/22 ARKANSAS*</b>	<b>CBS</b>	<b>W, 42-35</b>
N27	at Auburn*	CBS	W, 24-22 (4 OT)
D4	vs. 1/1/1 Georgia#	CBS	W, 41-24
D31	vs. 4/4/4 Cincinnati\$	ESPN	2:30 p.m.

### 4/4/4 CINCINNATI (13-0, 8-0 AAC)

<b>S4</b>	<b>MIAMI (OHIO)</b>	<b>ESPN+</b>	<b>W, 49-14</b>
<b>S11</b>	<b>MURRAY STATE</b>	<b>ESPN+</b>	<b>W, 42-7</b>
S18	at RV/RV Indiana	ESPN	W, 38-24
02	at 9/7 Notre Dame	NBC	W, 24-13
<b>08</b>	<b>TEMPLE*</b>	<b>ESPN</b>	<b>W, 52-3</b>
<b>016</b>	<b>UCF*</b>	<b>ABC</b>	<b>W, 56-21</b>
023	at Navy*	ESPN2	W, 27-20
030	at Tulane*	ESPN2	W, 31-12
<b>N6</b>	<b>TULSA*</b>	<b>ESPN2</b>	<b>W, 28-20</b>
N12	at USF*	ESPN2	W, 45-28
<b>N20</b>	<b>RV/RV SMU*</b>	<b>ESPN</b>	<b>W, 48-14</b>
N26	at East Carolina*	ABC	W, 35-13
D4	vs. 24/16/16 Houston@	ABC	W, 35-20
D31	vs. 1/1/1 Alabama\$	ESPN	2:30 p.m.

\* - Conference game

% - Mercedes-Benz Stadium (Atlanta, Ga.)

# - SEC Championship Game (Atlanta, Ga.)

@ - AAC Championship Game (Cincinnati, Ohio)

\$ - College Football Playoff Semifinal (Arlington, Texas)

**BOLD** indicates home game

Rankings listed are College Football Playoff/Associated Press/Coaches  
All times Central



## CRIMSON TIDE FOOTBALL MEDIA SERVICES

SUNDAY, DECEMBER 26	MONDAY, DECEMBER 27	TUESDAY, DECEMBER 28	WEDNESDAY, DECEMBER 29	THURSDAY, DECEMBER 30	FRIDAY, DECEMBER 31	SATURDAY, JANUARY 1
ARRIVAL PRESS CONFERENCE 10:30 a.m. - Saban, Players	DEFENSIVE MEDIA DAY 4 p.m. - Golding, Players	OFFENSIVE MEDIA DAY 4 p.m. - O'Brien, Players	FULL TEAM MEDIA DAY 8 a.m.	HEAD COACHES PRESS CONFERENCE 8 a.m.	vs. CINCINNATI 2:30 p.m. (ESPN)	OFF DAY

All times CT

### **SUNDAY**

10:30 a.m. - Arrival Press Conference

### **MONDAY**

4 p.m. - Defensive Coordinator Pete Golding

Followed by - Defensive Players (four)

### **TUESDAY**

4 p.m. - Offensive Coordinator Bill O'Brien

Followed by - Offensive Players (four)

### **WEDNESDAY**

8 a.m. - Full Team Media Day

### **THURSDAY**

8 a.m. - Head Coaches Press Conference

Alabama head coach Nick Saban & Cincinnati head coach Luke Fickell

### **ON THE INTERNET**

**RollTide.com** – Alabama's official athletics website serves as a resource for in-depth information on current and historical Crimson Tide student-athletes, coaches and teams. The football page includes links to rosters, coaching staff, notes packages, practice reports and schedules as well as Tide TV and all of Alabama's rich football history and tradition.

**SECsportsmedia.com** – Media covering the Southeastern Conference have its own website to get the latest information on the league. Through the services of Sports Systems, Inc., the site has the latest updated standings, results, schedules, statistics, notes and PDF versions of all SEC releases and media guides. On the site, the SEC has a digital image platform that provides access to the SEC's latest photographs, images, logos and links to all of the SEC school media web sites and home pages.

**CRIMSON TIDE VIDEO FTP** – Links to download footage for broadcast television use only will be emailed when footage is made available. For questions or to be added to the list, please contact Christopher England by e-mail at [cengland@ia.ua.edu](mailto:cengland@ia.ua.edu).

**ALABAMA PLAYERS** – Interview requests for Alabama players should be made through Alex Thompson ([athompson@ia.ua.edu](mailto:athompson@ia.ua.edu)). Player interviews are usually conducted at Monday's press conference beginning at 12:30 p.m. and before practice on Tuesday. All player requests for Monday's press conference need to be made by 5 p.m. on the Sunday before so that proper notice can be given to the players. Players are off limits for interviews beginning Thursday.

**GAME CREDENTIALS** – Media should apply for credentials at [www.RollTide.com/media](http://www.RollTide.com/media). All credentials are held at media will call, which is located in the northwest corner of Bryant-Denny Stadium at Ticket Window 8, located next to Gate 4. The media will call window opens three hours prior to kickoff. Any questions can be directed to Roots Woodruff ([rwoodruff@ia.ua.edu](mailto:rwoodruff@ia.ua.edu)).

## ALABAMA ATHLETICS COMMUNICATIONS

Phone: (205) 348-6084

Fax: (205) 348-8841

### **Assistant Athletics Director, Football Communications:**

Josh Maxson  
Office: (205) 348-3631  
e-mail: [jmaxson@ia.ua.edu](mailto:jmaxson@ia.ua.edu)

### **Deputy Director of Athletics, External:**

Jessica Paré (Logistics/Credentials)  
Phone: (205) 394-5985  
e-mail: [jpare@ia.ua.edu](mailto:jpare@ia.ua.edu)

### **Assistant Director of Athletics Communications:**

Alex Thompson (Football Players/Notes)  
Phone: (440) 666-7615  
e-mail: [athompson@ia.ua.edu](mailto:athompson@ia.ua.edu)

### **Assistant Director of Athletics Communications:**

Cami Moore (Notes/Game Program)  
Phone: (859) 396-0368  
e-mail: [cmmoore@ia.ua.edu](mailto:cmmoore@ia.ua.edu)

### **Director of Athletics Communications:**

Aaron Jordan (Football Stats)  
Phone: (205) 913-1979  
e-mail: [ajordan@ia.ua.edu](mailto:ajordan@ia.ua.edu)

### **Associate Director of Athletics Communications:**

Roots Woodruff (Football Credentials)  
Phone: (205) 394-2758  
e-mail: [rwoodruff@ia.ua.edu](mailto:rwoodruff@ia.ua.edu)

### **Assistant Director of Athletics Communications:**

Nathan Sheehan  
Phone: (847) 846-9894  
e-mail: [nsheehan@ia.ua.edu](mailto:nsheehan@ia.ua.edu)

### **Assistant Director of Athletics Communications:**

Stephanie Withey  
Phone: (864) 380-3852  
e-mail: [swithey@ia.ua.edu](mailto:swithey@ia.ua.edu)

**2021 PERMANENT CAPTAINS:** The Crimson Tide roster selected the 2021 permanent team captains at Alabama's annual postseason banquet on Dec. 5. The group of four includes linebacker Will Anderson Jr., defensive lineman Phidarian Mathis, offensive lineman Evan Neal and quarterback Bryce Young.

**ALABAMA WINS 29th SEC CHAMPIONSHIP:** With its 41-24 win over then-No. 1/1/1 Georgia in the 2021 Southeastern Conference Championship Game on Dec. 4, Alabama captured its 29th SEC title. The Crimson Tide has now won seven of the last 10 league crowns (2012, 2014, 2015, 2016, 2018, 2020, 2021) and is unbeaten in its last eight SEC Championship Game appearances (2009, 2012, 2014, 2015, 2016, 2018, 2020, 2021).

**SEC WESTERN DIVISION TITLE:** Alabama's 42-35 win against then-No. 25/21/22 Arkansas on Nov. 20 clinched the program's 16th SEC Western Division title (14th outright). The Crimson Tide represented the Western Division against SEC Eastern Division champion Georgia in the 2021 SEC Championship Game on Dec. 4 at the Mercedes-Benz Stadium, defeating the Bulldogs, 41-24. The appearance in Atlanta marked Alabama's 14th in the SEC Championship Game with the Crimson Tide holding a record of 10-4 across that stretch, including an 8-1 record in the SEC Championship Game under head coach Nick Saban.

**THE 12-WIN CLUB:** With its 41-24 win over then-No. 1/1/1 Georgia in the 2021 Southeastern Conference Championship Game on Dec. 4, Alabama reached the 12-win mark for the 11th time in the last 14 seasons under head coach Nick Saban. The Crimson Tide also reached the 12-win plateau in 2008 (12), 2009 (14), 2011 (12), 2012 (13), 2014 (12), 2015 (14), 2016 (14), 2017 (13), 2018 (14), 2020 (13) and 2021. Across those 11 seasons with 12-or-more wins, Alabama has won eight Southeastern Conference titles and six national championships, including three College Football Playoff national titles in 2015, 2017 and 2020.

**TIDE REACHES 11 WINS FOR THE 25<sup>TH</sup> TIME:** With the win at Auburn on Nov. 27 to close out the 2021 regular season, Alabama secured its 11th victory of the year, marking the 25th time in program history that the Tide has achieved the feat. Under head coach Nick Saban, Alabama has had 13 11-win seasons (2008-09, 2011-21). It is the 11th straight season with at least 11 wins, which is the longest streak of its kind in SEC history. The SEC has had three streaks of three seasons with at least 11 victories, including Alabama from 1973-75, LSU from 2005-07 and South Carolina from 2011-13.

**SEC RECORD FOR 10-WIN SEASONS:** Alabama extended its record for most consecutive 10-win seasons in SEC history to 14 when it defeated then-No. 25/21/22 Arkansas on Nov. 20 in Tuscaloosa. It ties Florida State and head coach Bobby Bowden for the longest such record in college football history. In the Tide's previous 10-plus win seasons, UA finished with a 12-2 record in 2008 and 2014; 14-0 in 2009; 10-3 in 2010; 12-1 in 2011; 13-1 in 2012 and 2017; 11-2 in 2013 and 2019; 14-1 in 2015, 2016 and 2018; and a perfect 13-0 in 2020.

**NEUTRAL SITES:** Alabama is 96-50-4 (.653) all-time in 150 neutral site contests. The list includes all Alabama-Auburn games not played on campus, including Legion Field from 1948-88. Under head coach Nick Saban, the Crimson Tide is 28-6 (.824) in neutral site games. Alabama is 2-0 in neutral site games this season, defeating then-No. 1/1/1 Georgia, 41-24, on Dec. 4 after previously beating then- No-14/16 Miami, 44-13, on Sept. 4, both at the Mercedes-Benz Stadium. Alabama's last loss at a neutral site came at the hands of Clemson in the 2019 College Football Playoff National Championship Game in Santa Clara, Calif.

## PRONUNCIATION GUIDE

#5 JAVON Baker	JAY-von
#70 JAVION Cohen	jay-V-on
#92 Justin EBOIGBE	ee-BOYG-bee
#55 EMIL EKIYOR Jr.	eh-MEAL eck-E-or
#84 AGIYE Hall	uh-JYE
#2 DeMarcco HELLAMS	HELL-ums
#52 Braylen INGRAHAM	INGRAM
#14 THAIU Jones-Bell	TIE-u
#37 DEMOUY Kennedy	dem-OYE
#19 Keanu KOHT	COOT
#81 Cameron LATU	LAH-two
#48 PHIDARIAN Mathis	fuh-DARE-ee-un
#30 King MWIKUTA	MUH-coo-tuh
#45 Robbie OUZTS	OOTS
#99 Ty PERINE	PEA-rine
#16 Will REICHARD	RYE-curd
#23 JAHQUEZ Robinson	JAH-quez
#10 Henry TO'OTO'O	TOE-oh-TOE-oh

## ALABAMA FOOTBALL

### QUICK FACTS

Location	Tuscaloosa, Ala.
Enrollment	38,320
Founded	April 12, 1831
Conference	Southeastern (West)
Colors	Crimson and White
Nickname	Crimson Tide
President	Dr. Stuart Bell
Director of Athletics	Greg Byrne
Faculty Athletics Representative	Dr. James King

### FOOTBALL HISTORY

First Season	1892
All-Time Record	941-332-43 (.731)
All-Time SEC Record	432-171-20 (.710)
National Championships	18
SEC Championships	29
First Team All-Americans	144 players, 175 times
First Team All-Conference	275 players, 363 times
Bowl Appearances/Postseason Games	68/73
Bowl Victories	40

### COACHING STAFF

Head Coach	Nick Saban
Alma Mater	Kent State, 1973
Collegiate Career Record (Years)	273-66-1 (26th)
Alabama Record (Years)	182-24 (15th)
Offensive Coordinator	Bill O'Brien
Alma Mater	Brown, 1992
Defensive Coordinator	Pete Golding
Alma Mater	Delta State, 2005

### TEAM INFORMATION

2020 Overall Record	13-0
2020 SEC Record/Finish	10-0/First (West), First (Overall)
2020 Bowl	Rose Bowl (College Football Playoff Semifinal)
Bowl Result	Alabama 31, Notre Dame 14
CFP National Championship	Alabama 52, Ohio State 24
Final Ranking	No. 1 Associated Press No. 1 USA TODAY Coaches

### 2021 SOUTHEASTERN CONFERENCE STANDINGS (AS OF 12/17/21)

#### EASTERN DIVISION

School	Overall	SEC
%Georgia	12-1	8-0
Kentucky	9-3	5-3
Tennessee	7-5	4-4
Missouri	6-6	3-5
South Carolina	6-6	3-5
Florida	6-6	2-6
Vanderbilt	2-10	0-8

#### WESTERN DIVISION

School	Overall	SEC
<b>#%Alabama</b>	<b>12-1</b>	<b>7-1</b>
Ole Miss	10-2	6-2
Arkansas	8-4	4-4
Texas A&M	8-4	4-4
Mississippi State	7-5	4-4
Auburn	6-6	3-5
LSU	6-6	3-5

# - SEC Champion  
% - SEC Divisional Champion



NATIONAL AND CONFERENCE HONORS

<b>Will Anderson Jr.</b>
Nagurski Trophy Winner
Unanimous First Team All-American (AFCA, Associated Press, FWAA, Sporting News, Walter Camp)
First Team All-American (CBS Sports, ESPN.com, USA Today)
SEC Defensive Player of the Year (Coaches)
SEC Defensive Player of the Year (Associated Press)
Bednarik Award (Finalist)
Rotary Lombardi Award (Semifinalist)
Walter Camp Player of the Year (Semifinalist)
<b>Jordan Battle</b>
Second Team All-American (AFCA, CBS Sports)
Third Team All-American (Associated Press)
<b>JoJo Earle</b>
Freshman All-SEC Team Return Specialist (Coaches)
<b>Christian Harris</b>
Butkus Award (Semifinalist)
Rotary Lombardi Award (Semifinalist)
<b>Phidarian Mathis</b>
Second Team All-American (AFCA)
SEC Community Service Team (Coaches)
<b>Kool-Aid McKinstry</b>
Freshman All-SEC Team Defense (Coaches)
<b>Evan Neal</b>
Consensus First Team All-American (AFCA, FWAA, Sporting News, Walter Camp)
Second Team All-American (Associated Press)
First Team All-American (CBS Sports, ESPN.com, USA Today)
Rotary Lombardi Award (Semifinalist)
Outland Trophy (Semifinalist)
<b>Chris Owens</b>
William V. Campbell Trophy (Semifinalist)
<b>Dallas Turner</b>
Freshman All-American (247Sports)
Freshman All-SEC Team Defense (Coaches)
<b>Jameson Williams</b>
First Team All-American (Associated Press (WR), CBS Sports (WR), ESPN.com (AP), USA Today (WR), Sporting News (WR))
Second Team All-American (AFCA (WR), FWAA (RS), Walter Camp (WR))
SEC Co-Special Teams Player of the Year (Coaches)
Biletnikoff Award (Finalist)
<b>Bryce Young</b>
Heisman Memorial Trophy Winner
Associated Press College Football Player of the Year
Davey O'Brien National Quarterback Award Winner
Maxwell Award Winner
Sporting News Player of the Year
Consensus First Team All-American (Associated Press, FWAA, Sporting News)
Second Team All-American (AFCA, Walter Camp)
First Team All-American (CBS Sports, ESPN.com, USA Today)
SEC Offensive Player of the Year (Coaches)
SEC Offensive Player of the Year (Associated Press)
Walter Camp Player of the Year (Finalist)
Manning Award (Finalist)
<b>Nick Saban</b>
Eddie Robinson National Coach of the Year (Finalist)
George Munger College Coach of the Year Award (Semifinalist)

**DOME SWEET DOME:** The Crimson Tide is 32-7-1 (.813) all-time in domed stadiums, including a 23-2 (.920) mark since 2009, and is 24-4 (.857) during Nick Saban’s tenure. Alabama last played inside a dome when it defeated then-No. 1/1/1 Georgia at the 2021 SEC Championship Game on Dec. 4 inside the Mercedes-Benz Stadium. The Crimson Tide’s win over then-No. 14/16 Miami in the 2021 Chick-fil-A Kickoff Game on Sept. 4 at the Mercedes-Benz Stadium is not included because the roof was open.

**ALABAMA vs. No. 1:** Alabama has the most all-time wins against the Associated Press Poll’s No. 1 teams since the poll was introduced in 1936. The Crimson Tide has compiled 10 wins against the AP’s top-ranked teams in program history, most recently against then-No. 1 Georgia in the 2021 Southeastern Conference Championship Game on Dec. 4, 2021. Seven of those 10 wins have come during the Nick Saban era with the first being Alabama’s victory over defending national champion Florida in the 2009 SEC Championship Game to send the Crimson Tide to the BCS National Championship Game against Texas. Three of the next four occurred in national title games, including LSU (2011), Notre Dame (2012) and Clemson (2015).

Most Wins All-Time vs. AP No. 1 (since 1936)

1. ALABAMA	10
2. Miami (Fla.)	9
3. Notre Dame	8
4. Oklahoma	7
Purdue	
USC	
7. Auburn	5
Ohio State	
9. Arkansas	4
Penn State	
Texas	
UCLA	
Wisconsin	

**BEATING THE BEST:** The Crimson Tide is 71-17 (.807) against the Associated Press Top 25 since the start of 2008. Alabama is 5-0 against AP Top 25 teams this season, including a 44-13 win against then-No. 14 Miami in the 2021 Chick-fil-A Kickoff Game on Sept. 4; a 31-29 triumph at then-No. 11 Florida on Sept. 18; a 42-21 win over then-No. 12 Ole Miss in the Crimson Tide’s Southeastern Conference home opener on Oct. 2; and a 42-35 win against then-No. 21 Arkansas on Nov. 20. Alabama’s most recent top-25 win came against then-No. 1 Georgia at the 2021 SEC Championship Game, defeating the Bulldogs, 41-24.

**SABAN vs. AP TOP 25:** The Crimson Tide’s 41-24 win over then-No. 1 Georgia on Dec. 4 was Nick Saban’s 95th career win, and 72nd at Alabama, against the Associated Press Top 25. Saban moved past Joe Paterno (86) for the most career wins against the AP Top 25 when he defeated then-No. 22 Auburn on Nov. 28, 2020. The late Florida State legend Bobby Bowden ranks third all-time (82), while Alabama’s Paul “Bear” Bryant is fourth (66). Former Duke, Florida and South Carolina coach Steve Spurrier is fifth (64). Saban’s winning percentage against AP ranked teams (95-42, .693) tops Bryant (.592), Bowden (.557), Spurrier (.529) and Paterno (.512).

Most Wins vs. Opponents Ranked in the Associated Press Top 25

Coach	Wins (Pct.)
<b>NICK SABAN</b>	<b>95 (.693)</b>
Joe Paterno	86 (.512)
Bobby Bowden	82 (.557)
Paul “Bear” Bryant	66 (.592)
Steve Spurrier	64 (.529)

COACHING ASSIGNMENTS

<b>Robert Gillespie</b> - Running Backs	Box
<b>Pete Golding</b> - Defensive Coordinator/Inside Linebackers	Field
<b>Charles Kelly</b> - Associate Defensive Coordinator/Safeties	Box
<b>Doug Marrone</b> - Offensive Line	Field
<b>Bill O'Brien</b> - Offensive Coordinator/Quarterbacks	Box
<b>Freddie Roach</b> - Defensive Line	Field
<b>Sal Sunseri</b> - Outside Linebackers	Box
<b>Drew Svoboda</b> - Special Teams Coordinator/Tight Ends	Field
<b>Holmon Wiggins</b> - Assistant Head Coach of Offense/Wide Receivers	Field
<b>Jay Valai</b> - Cornerbacks	Field

**DOMINATING THE AP TOP 25:** Alabama's season-opening win over then-No. 14 Miami in the 2021 Chick-fil-A Kickoff Game was head coach Nick Saban's 22nd career win by 25-plus points against a ranked opponent. Saban is the all-time leader for the most wins by 25-plus points in the Associated Press Poll era (since 1936), passing Bobby Bowden's previous record of 20. Saban is also the NCAA record holder with 23 career wins of 20-plus points against AP top-15 opponents, including Alabama's 42-21 win against then-No. 12 Ole Miss on Oct. 2. Twenty of Saban's 23 20-plus point wins against AP top-15 opponents have come at the Capstone.

**AGAINST THE TOP 10:** Alabama owns an 83-77-1 all-time record against teams ranked in the top-10 of the Associated Press Poll. Since the start of the 2008 season, the Crimson Tide has posted a 34-11 (.756) overall record against top-10 teams, including a 19-5 (.792) mark versus the top 10 since the inception of the College Football Playoff. In Saban's six national championship seasons at Alabama, his teams have gone 18-2 against top-10 opponents.

**SABAN LEADS IN WINS VS. TOP-FIVE TEAMS:** Alabama's 41-24 win over then-No. 1 Georgia in the 2021 SEC Championship Game on Dec. 4 was Nick Saban's 28th career victory against a team ranked in the top five of the Associated Press Top 25 Poll, the most in college football history. Saban's 28-14 career record in top-five contests gives him a .667 winning percentage, which is also college football's best. Following Saban on the all-time victory list are Bobby Bowden (18/.378 winning percentage), Barry Switzer (15/.516), Woody Hayes (15/.516), Steve Spurrier (15/.429) and Lou Holtz (15/.419). Saban's record includes eight wins in the College Football Playoff: No. 3 Michigan State (38-0) and No. 1 Clemson (45-40) in 2015; No. 4 Washington (24-7) in 2016; No. 1 Clemson (24-6) and No. 3 Georgia (26-23) in 2017; No. 4 Oklahoma (45-34) in 2018; No. 4 Notre Dame (31-14) and No. 3 Ohio State (52-24) in 2020. Alabama also went 3-0 in BCS National Championship Games (vs. Texas, 37-21, 2009; vs. LSU, 21-0, 2011; vs. Notre Dame, 42-14, 2012).

**ALABAMA IN THE AP POLL:** Alabama's No. 1 ranking in the most recent Associated Press Poll on Dec. 5 marked the 228th consecutive week that the Crimson Tide has appeared in the poll. That streak is the longest active streak in college football. The 228 weeks more than triples second-place Georgia with the Bulldogs appearing in the poll for 81 consecutive weeks. Clemson previously held the second-longest streak behind the Crimson Tide with 107 straight appearances but did not appear in the Week 6 iteration of the 2021 poll. Before that, Ohio State held the second-longest streak with 132 straight weeks but did not appear in the Week 2 iteration of the 2020 poll. Alabama's 228 straight weeks tops the Crimson Tide's previous program-long streak of 71 consecutive weeks under head coach Gene Stallings in the mid-1990s.

**ALABAMA IN THE AP SINCE 2008:** Alabama began the 2008 season at No. 24 in the Associated Press Preseason Poll. The Crimson Tide opened the year with a dominant 34-10 win over then-No. 9 Clemson in Atlanta, and since that win over the Tigers, UA has not been ranked lower than No. 17 in 224 polls that have followed. According to College Poll Archive, the Tide has now spent 96.8 percent of the 12-plus years ranked in the top 10. A whopping 87.8 percent of that time Alabama has been ranked in the top five. The Crimson Tide has also been ranked No. 1 a total of 106 times since 2008. Only 13 other teams have earned the No. 1 ranking over that time, with the second-most appearances coming from Clemson at 23.

**MORE THAN A DECADE AT NO. 1:** With Alabama's Aug. 16, 2021 preseason ranking at No. 1, the Crimson Tide has been ranked No. 1 in the Associated Press poll at least once each season since 2008. The 14-year streak is the longest in the history of the AP rankings. The previous long streak was seven seasons by Miami (Fla.) from 1986-92.

**SABAN AT NO. 1:** Alabama head coach Nick Saban has coached the most games as the Associated Press Poll's No. 1 team among active head coaches. Saban has coached 93 games as the nation's top-ranked team, which is 72 more games than second-place Dabo Swinney, who has totaled 21 games at No. 1. The third coach on the list is Texas A&M's Jimbo Fisher who coached 10, all coming during the 2013-14 seasons at Florida State.

**ONE AND ONLY:** Since the start of the College Football Playoff era in 2014, Alabama has only lost one game by 13-plus points. The Crimson Tide's lone loss by 13-plus points or more in that time period came in the Crimson Tide's 44-16 loss to Clemson in the College Football Playoff National Championship on Jan. 7, 2019. To compare, Clemson has four losses by 13-plus points in the same time span, while Oklahoma has five and Ohio State has eight.

**38 OF 48:** The Dec. 5 release of the College Football Playoff Rankings had the Crimson Tide as the No. 1 team. Alabama has made 38 appearances in the top four of the 48-week, all-time selection committee rankings. Of those 38 top-four appearances, Alabama has made 24 debuts at No. 1, which is more than every other team combined in CFP history. The Crimson Tide finished last season as national champions making Alabama the only No. 1 seed in the initial rankings to go on and win it all in the history of the Playoff.

## ALABAMA IN THE CFP POLL

The College Football Playoff was introduced during the 2014 season with the first ever rankings being released on Oct. 28, 2014. The selection committee members meet weekly on Mondays and Tuesdays to produce rankings. The committee's rankings are announced on ESPN each Tuesday evening for the final six weeks of the season. Alabama holds the record for the most games played (11) and wins (8) in the history of the CFP. The Crimson Tide is also the only team to have appeared in seven of the eight College Football Playoffs. Alabama has gone 5-1 in CFP Semifinal matchups and owns a 3-2 mark in CFP National Championship Games, claiming titles in 2015, 2017 and 2020.

### COLLEGE FOOTBALL PLAYOFF TOP 25 (DEC. 5)

Rank	Team	Record	Previous Rank
<b>1</b>	<b>ALABAMA</b>	<b>12-1</b>	<b>3</b>
2	Michigan	12-1	2
<b>3</b>	<b>GEORGIA</b>	<b>12-1</b>	<b>1</b>
<b>4</b>	<b>CINCINNATI</b>	<b>13-0</b>	<b>4</b>
5	Notre Dame	11-1	6
6	Ohio State	10-2	7
7	Baylor	11-2	9
<b>8</b>	<b>OLE MISS</b>	<b>10-2</b>	<b>8</b>
9	Oklahoma State	11-2	5
10	Michigan State	10-2	11
11	Utah	10-3	17
12	Pittsburgh	11-2	15
13	BYU	10-2	12
14	Oregon	10-3	10
15	Iowa	10-3	13
16	Oklahoma	10-2	14
17	Wake Forest	10-3	16
18	NC State	9-3	18
19	Clemson	9-3	20
20	Houston	11-2	21
<b>21</b>	<b>ARKANSAS</b>	<b>8-4</b>	<b>22</b>
22	Kentucky	9-3	23
23	Louisiana	12-1	24
24	San Diego State	11-2	19
<b>25</b>	<b>TEXAS A&amp;M</b>	<b>8-4</b>	<b>25</b>

2021 Opponents in **BOLD**

## SABAN AMONG THE BEST

### TOP WINNING PERCENTAGE (DIVISION I) BY ACTIVE COACHES (10+ YEARS) (AS OF 12/17/21)

Dabo Swinney	Clemson (13th)	149-36	.805
<b>NICK SABAN</b>	<b>ALABAMA (26th)</b>	<b>273-66-1</b>	<b>.804</b>
Jimbo Fisher	Texas A&M (12th)	117-37	.760
Brian Kelly	Notre Dame/LSU (18th)	166-62	.728
Mike Gundy	Oklahoma State (17th)	148-69	.682



## ALABAMA IN THE AP RANKINGS

Alabama has been ranked in 839 of the 1,200 Associated Press college football polls since 1936, according to the AP Poll Archive. The Crimson Tide owns a 517-133-8 (.792) all-time record in games when ranked in the Associated Press college football poll, including a 158-21 (.883) mark under head coach Nick Saban. Alabama is also ranked in the AP poll for the 228th consecutive week, topping its previous streak set in the mid-1990s when UA was ranked for 71 straight weeks under head coach Gene Stallings. The 228 consecutive weeks is the second-longest stretch by any program in the poll's history, trailing only Nebraska's all-time mark of 348 consecutive weeks. Alabama has started eight seasons at No. 1 (2021, 2018, 2017, 2016, 2013, 2010, 1978, 1966).

### ASSOCIATED PRESS TOP 25 (WEEK 15)

Rank	Team (FPV)	Record	Points	Previous Rank
1	<b>ALABAMA (50)</b>	<b>12-1</b>	<b>1,535</b>	<b>4</b>
2	Michigan (9)	12-1	1,480	2
3	<b>GEORGIA</b>	<b>12-1</b>	<b>1,408</b>	<b>1</b>
4	<b>CINCINNATI (3)</b>	<b>13-0</b>	<b>1,404</b>	<b>3</b>
5	Notre Dame	11-1	1,280	6
6	Baylor	11-2	1,228	9
7	Ohio State	10-2	1,177	7
8	<b>OLE MISS</b>	<b>10-2</b>	<b>1,101</b>	<b>8</b>
9	Oklahoma State	11-2	1,060	5
10	Utah	10-3	929	14
11	Michigan State	10-2	895	11
12	BYU	10-2	866	12
13	Pittsburgh	11-2	838	17
14	Oklahoma	10-2	807	13
15	Oregon	10-3	594	10
16	Louisiana	12-1	490	20
17	Iowa	10-3	446	15
18	NC State	9-3	404	21
19	Clemson	9-3	395	22
20	Wake Forest	10-3	393	18
21	Houston	11-2	358	16
22	<b>ARKANSAS</b>	<b>8-4</b>	<b>279</b>	<b>23</b>
23	<b>TEXAS A&amp;M</b>	<b>8-4</b>	<b>171</b>	<b>24</b>
24	UTSA	12-1	146	-
25	Kentucky	9-3	129	25

**Others Receiving Votes:** Utah State 109, Wisconsin 66, San Diego State 63, Minnesota 38, Purdue 36, Appalachian State 9, Army 7, **MISSISSIPPI STATE 4**, Penn State 4, Northern Illinois 1.

2021 Opponents in **BOLD**

**ALWAYS IN THE HUNT:** Since the 2008 season, Alabama has played in 163 of 166 regular season games that have had national championship implications. The final three games of the 2010 season marked the only three regular season contests without direct national championship implications over the last 13 seasons.

**ALABAMA HAS THE MOST WINS SINCE 2008:** Dating back to the start of the 2008 season, Alabama has won 175 games, which is the most in the Football Bowl Subdivision. Ohio State is second with 155 wins followed closely by Clemson at 152. Oklahoma is fourth with 148 victories, while Boise State is fifth with 145 wins.

### Total Wins (since 2008)

Team	Wins	2008+09+10+11+12+13+14+15+16+17+18+19+20+21
1. <b>ALABAMA</b>	<b>175</b>	<b>12+14+10+12+13+11+12+14+14+13+14+11+13+12</b>
2. Ohio State	155	10+11+12+6+12+12+14+12+11+12+13+13+7+10
3. Clemson	152	7+9+6+10+11+11+10+14+14+12+15+14+10+9
4. Oklahoma	148	12+14+12+12+11+8+12+9+10+11+10+12+5+10
5. Boise State	145	12+8+12+10+10+11+8+11+11+12+12+9+7

**NON-OFFENSIVE TOUCHDOWNS IN THE SABAN ERA:** Alabama recorded its 85th non-offensive touchdown in the Nick Saban era on Oct. 16, after Jordan Battle returned a 40-yard interception for a score at Mississippi State. It marked his first touchdown of the season and the second pick-six of his career. It also marked the Crimson Tide's fifth non-offensive touchdown of the season, tying last season's total (13 games). Since Saban's arrival in 2007, no team in college football has totaled more non-offensive scores than the Crimson Tide. During Saban's tenure, Alabama recorded a single-season record 15 in 2016, which led the Football Bowl Subdivision and was the most in a season by any FBS team in the last 20 years. The Crimson Tide also scored a non-offensive touchdown in 10 consecutive games dating from to the CFP Semifinal against Michigan State on Dec. 31, 2015 to the Texas A&M game on Oct. 22, 2016 for 14 non-offensive touchdowns in that span – four interceptions, four punt returns, five fumble recoveries and a kickoff return.

### Non-Offensive TDs in the Saban Era

Season	INT	FR	KOR	PR	BkPR	Totals
2021	1	—	2	—	2	5
2020	3	1	—	1	—	5
2019	2	1	1	1	2	7
2018	4	1	1	1	—	7
2017	2	—	—	—	—	2
2016	6	5	—	3	1	15
2015	4	—	1	4	1	10
2014	—	1	—	—	—	1
2013	3	—	1	2	1	7
2012	1	1	1	—	—	3
2011	3	—	—	1	1	5
2010	2	—	1	—	1	4
2009	2	1	—	1	—	4
2008	4	1	—	4	—	9
2007	—	—	—	1	—	1
<b>TOTALS</b>	<b>37</b>	<b>12</b>	<b>8</b>	<b>19</b>	<b>9</b>	<b>85</b>

**ALABAMA BOASTS EFFICIENCY ON BOTH SIDES OF THE BALL:** Alabama is one of only two teams in college football to rank in the top five in both offensive and defensive efficiency entering Bowl season. The Crimson Tide has the third-most efficient offensive team nationally, according to ESPN, while the defense ranks fifth. Alabama is second in overall efficiency at 88.8 percent. Only Georgia joins the Tide in the top five of both with the top-ranked defense and the No. 2 overall offense. The Bulldogs hold the top spot for overall efficiency at 95.3.



## OFFENSIVE NOTES

**HEISMAN STATEMENT:** Alabama quarterback Bryce Young had his Heisman Trophy moment in a 41-24 victory over then-No. 1/1/1 Georgia in the SEC Championship Game. The Bulldogs entered the game leading the nation in scoring defense (6.9 ppg), total defense (230.6 ypg) and pass efficiency defense (94.93), while ranking third in rush defense (79.0 ypg) and second in passing yards allowed (240.2 ypg). Young threw for an SEC Championship Game record 421 yards with three passing scores, while adding 40 yards rushing and another touchdown on the ground. He tossed touchdowns of 67, 55 and 13 yards while averaging 16.2 yards per completion and finishing with 461 yards of total offense – also an SEC Championship Game record. On third down, against a defense that had allowed a conversion on only 32.1 percent of third down tries this year, the Tide converted 50.0 percent (7-14) with Young completing 6-of-11 passes for 151 yards with five first downs and a touchdown.

**HOW BRYCE STACKS UP:** Heisman Trophy winner Bryce Young is one of the nation's top-rated passers and has produced some of college football's most impressive offensive statistics in his first season as the Crimson Tide's starting quarterback. The sophomore has impressed more and more as the season has worn on and looks to continue that impressive pace heading into the College Football Playoff Semifinal at the Goodyear Cotton Bowl Classic. Below is a look at Young's 2021 numbers compared to past Heisman winners.

## Young vs. Past Heisman Winners

Player (Games)	Comp. %	Yds. (Yds. PG)	TD-INT	Avg. TD PG	Rating
Bryce Young (13)	68.0	4,322 (332.5)	43-4	3.3	175.5
Joe Burrow (15)	76.3	5,671 (378.1)	60-6	4.0	202.0
Kyler Murray (14)	69.0	4,361 (311.5)	42-7	3.0	199.2
Baker Mayfield (14)	70.5	4,627 (330.5)	43-6	3.1	198.9
Lamar Jackson (13)	59.1	3,660 (281.5)	27-20	2.1	196.4

**FIRST 13 STARTS AT QB:** Bryce Young took over the reins at quarterback for the Crimson Tide in 2021 and has excelled since day one. Young is completing 68.0 percent of his passes (314-462) for 4,322 yards with 43 touchdowns compared to just four interceptions. He is second nationally in passing touchdowns while ranking fourth in points responsible for (282) and fifth in passing efficiency (175.5) entering Bowl season. Through the first 13 starts of his career, his numbers rank right alongside the Tide's past three signal-callers in their first 13 starts for the Crimson Tide. All three are now starting in the NFL.

## First 13 Starts

Quarterback	Comp%	Yards	TD	INT	NCAA/NFL Eff.
Jalen Hurts	221-340/65.0	2,531	20	8	142.24/142.24
Tua Tagovailoa	199-294/67.7	3,353	37	4	202.3/139.92
Mac Jones	263-353/74.5	4,285	40	5	211.03/146.62
Bryce Young	314-462/68.0	4,322	43	4	175.53/125.12

**BRYCE AGAINST THE BEST:** Sophomore quarterback Bryce Young has elevated his game each time a ranked team has appeared on the Crimson Tide's schedule. In five games against teams ranked in the current College Football Playoff Top 25, Young has posted an NCAA passer rating of 181.27 with an NFL rating of 129.25. He has thrown for 1,805 yards in those five games, which averages out to 361.0 yards per game, with 17 touchdowns and just one interception. Young averaged 9.9 yards per attempt in those five games while completing 68.9 percent of his passes (126-183).

## ALABAMA IN THE COACHES POLL

The Crimson Tide has enjoyed much success in the coaches' rankings over the past half century. The United Press International debuted the coaches poll in 1950 and ran the poll through the 1990 season. USA TODAY has administered the poll for the past 31 seasons (1991-2021) with the AFCA coming on the title sponsor of the poll at the start of the 2021 season. Alabama was ranked No. 1 in the 2010 preseason coaches poll after starting out the 2009 preseason poll at No. 5. Alabama remained in the top five the entire season, reaching No. 1 after defeating Florida in the SEC Championship and holding the position to claim the national championship after defeating Texas in Pasadena. The Tide then claimed the No. 1 spot to close out the 2011, 2012, 2015, 2017 and 2020 seasons. The Tide has compiled four UPI (1961, 1964, 1973 and 1979) and seven USA TODAY (1992, 2009, 2011, 2012, 2015, 2017 and 2020) coaches poll national titles.

## USA TODAY COACHES TOP 25 (WEEK 15)

Rank	Team (FPV)	Record	Points	Previous Rank
1	<b>ALABAMA (54)</b>	<b>12-1</b>	<b>1,540</b>	<b>2</b>
2	Michigan (5)	12-1	1,474	3
3	<b>GEORGIA</b>	<b>12-1</b>	<b>1,420</b>	<b>1</b>
4	<b>CINCINNATI (3)</b>	<b>13-0</b>	<b>1,392</b>	<b>4</b>
5	Notre Dame	11-1	1,266	6
6	Baylor	11-2	1,204	9
7	Ohio State	10-2	1,170	7
8	<b>OLE MISS</b>	<b>10-2</b>	<b>1,134</b>	<b>8</b>
9	Oklahoma State	11-2	1,036	5
10	Michigan State	10-2	903	13
11	Utah	10-3	893	17
12	Pittsburgh	11-2	886	15
13	Oklahoma	10-2	853	11
14	BYU	10-2	792	14
15	Oregon	10-3	589	10
16	Iowa	10-3	561	12
17	Louisiana	12-1	444	21
18	NC State	9-3	436	20
19	Wake Forest	10-3	389	18
20	Kentucky	9-3	327	22
21	Houston	11-2	315	16
22	Clemson	9-3	252	24
23	<b>TEXAS A&amp;M</b>	<b>8-4</b>	<b>239</b>	<b>23</b>
24	<b>ARKANSAS</b>	<b>8-4</b>	<b>185</b>	<b>25</b>
25	UTSA	12-1	146	-

**Others Receiving Votes:** Wisconsin 105, Utah State 85, San Diego State 62, Minnesota 17, Air Force 15, Penn State 5, Fresno State 5, UCLA 3, **MISSISSIPPI STATE 2**, Coastal Carolina 2, Appalachian State 2, Purdue 1.

2021 Opponents in **BOLD**

## 2021 COACHING STAFF PLAYERS OF THE WEEK

The Alabama coaching staff recognizes players of the week after each game. Below is a game-by-game look at the winners.

### MIAMI (ANNOUNCED SEPT. 5)

Offense Darian Dalcourt, Cameron Latu, John Metchie III, Bryce Young  
 Defense Will Anderson Jr., Jalyn Armour-Davis  
 Specialists Will Reichard

### MERCER (ANNOUNCED SEPT. 12)

Offense JoJo Earle, Evan Neal  
 Defense Christian Harris, Kool-Aid McKinstry, Drew Sanders  
 Specialists Jase McClellan

### FLORIDA (ANNOUNCED SEPT. 19)

Offense Jase McClellan, Brian Robinson Jr.  
 Defense Will Anderson Jr., Phidarian Mathis  
 Specialists Jordan Battle

### SOUTHERN MISS (ANNOUNCED SEPT. 26)

Offense Roydell Williams, Bryce Young  
 Defense Will Anderson Jr., Christian Harris  
 Specialists Slade Bolden, Jaylen Moody, Jameson Williams

### OLE MISS (ANNOUNCED OCT. 3)

Offense Javion Cohen, Darrian Dalcourt, Emil Ekiyor Jr., Evan Neal, Chris Owens, Kendall Randolph, Brian Robinson Jr.  
 Defense Will Anderson Jr., Jordan Battle, DeMarcco Hellams, Phidarian Mathis  
 Specialists Jaylen Moody

### TEXAS A&M (ANNOUNCED OCT. 10)

Offense Brian Robinson Jr., Jameson Williams  
 Defense DJ Dale  
 Specialists Ja'Corey Brooks, Will Reichard

### MISSISSIPPI STATE (ANNOUNCED OCT. 17)

Offense John Metchie III, Brian Robinson Jr., Bryce Young  
 Defense Will Anderson Jr., Jalyn Armour-Davis, Jordan Battle, Josh Jobe, Henry To'oTo'o  
 Specialists Slade Bolden, Ja'Corey Brooks, Will Reichard, Jameson Williams

### TENNESSEE (ANNOUNCED OCT. 24)

Offense John Metchie III, Evan Neal, Brian Robinson Jr., Bryce Young  
 Defense Will Anderson Jr., Jalyn Armour-Davis, DeMarcco Hellams, Henry To'oTo'o  
 Specialists Demouy Kennedy

### LSU (ANNOUNCED NOV. 7)

Offense Jameson Williams  
 Defense Will Anderson Jr., Jordan Battle, Phidarian Mathis, Dallas Turner  
 Specialists Jordan Battle, Slade Bolden, JoJo Earle

### NEW MEXICO STATE (ANNOUNCED NOV. 14)

Offense Evan Neal, Brian Robinson Jr., Bryce Young  
 Defense Will Anderson Jr., Jalyn Armour-Davis, Jordan Battle  
 Specialists Slade Bolden, Demouy Kennedy, Christian Leary, DeVonta Smith

### ARKANSAS (ANNOUNCED NOV. 21)

Offense John Metchie III, Evan Neal, Brian Robinson Jr., Jameson Williams, Bryce Young  
 Defense Will Anderson Jr., Phidarian Mathis, Henry To'oTo'o  
 Specialists Demouy Kennedy, Will Reichard

### AUBURN (ANNOUNCED NOV. 28)

Offense John Metchie III  
 Defense Will Anderson Jr., Jordan Battle, DeMarcco Hellams, Phidarian Mathis  
 Specialists Khyree Jackson, Will Reichard

### GEORGIA (ANNOUNCED DEC. 5)

Offense Javion Cohen, Emil Ekiyor Jr., Seth McLaughlin, John Metchie III, Evan Neal, Chris Owens, Kendall Randolph, Jameson Williams, Bryce Young  
 Defense Will Anderson Jr., Jordan Battle, DeMarcco Hellams, Henry To'oTo'o  
 Specialists James Burnip, Khyree Jackson, Will Reichard, Jameson Williams

### CINCINNATI (ANNOUNCED JAN. 1)

Offense  
 Defense  
 Specialists

**RECORDS ON RECORDS FOR BRYCE YOUNG:** While Bryce Young's stats stack up against the nation and former Alabama quarterbacks, his performances have also set a handful of Crimson Tide records.

- Young's four touchdown passes against then-No. 14/16 Miami on Sept. 4 was the most touchdown passes by any Alabama quarterback in their debut as a starter. He passed Mac Jones and Joe Namath, who recorded three touchdown passes in 2019 and 1962, respectively. Moreover, with his four touchdown passes, Young tied Tua Tagovailoa (2019 – vs. Duke) and Bo Wallace (Ole Miss – 2014 vs. Boise State) for the Chick-fil-A Kickoff Game record for most touchdown passes in a game.
- Young became the only player in Alabama history to record seven touchdown passes in his first two career starts, completing four touchdown passes against then-No. 14/16 Miami on Sept. 4 and three touchdown passes a week later.
- The sophomore became just the second player in Alabama history to throw 10 touchdown passes through his first three career starts, tacking on three touchdown passes at then-No. 11/9 Florida on Sept. 18 to join Mac Jones.
- Against Southern Miss on Sept. 25, Young set a school record for the best completion percentage in a single game (minimum of 20 completions) at the time, completing 20-of-22 (.909) passes against the Golden Eagles. In that same matchup, he tied for the second-most touchdown passes in a single game in school history with five.
- Young completed 7-of-7 passing attempts in the first quarter against then-No. 12/12 Ole Miss on Oct. 2, the second straight season a Crimson Tide quarterback completed all passes against the Rebels in the opening frame.
- Against Tennessee on Oct. 23, Young became the first quarterback in Alabama history to throw for 350-plus yards, while also scoring two touchdowns rushing.
- Young tied his own career high from earlier this season for the second-most touchdown passes in a game with five against New Mexico State on Nov. 13, recording all five of those scores in the first half. He also set the school record for best completion percentage in a single game (with a minimum of 20 completions), completing 21-of-23 (.913) passes against the Aggies. In the contest against NMSU, Young completed 13-of-13 passes (183 yards) to start the game. Those 13 straight completions tied for sixth all-time in consecutive completions in Alabama history, while it is the most consecutive completions by any quarterback to begin a game in program history.
- The sophomore followed up his dominant performance against NMSU with another five-touchdown game against then-No. 25/21/22 Arkansas on Nov. 20. In addition to the five scores, Young set the Alabama record for passing yards in a game with 559, surpassing the previous 52-year-old mark at UA set by Scott Hunter who threw for 484 yards in 1969. The 559 yards were the second-most in SEC history, trailing only K.J. Costello's 623 against LSU last season.
- Against then-No. 1/1/1 Georgia on Dec. 4, Young set an SEC Championship Game record for passing yards (421) and total offense (461). His 286 passing yards set the Southeastern Conference Championship Game record for most passing yards in the first half.

**DOWN THE STRETCH IN IRON BOWL:** Bryce Young and the Alabama offense got off to a slow start in this year's rendition of the Iron Bowl on Nov. 27, managing just 55 yards of total offense on the first nine drives of the game. But starting with the final drive of the third quarter, Alabama amassed 308 yards on the final seven drives of the game, scoring 20 points in the fourth quarter and overtime. The Tide's offensive surge coincided with quarterback Bryce Young catching fire. Over the final seven drives of the game, Young threw for 242 yards with two touchdowns on 17-of-31 passing. He also converted two-point conversions in the second and fourth overtime to seal the win and went 6-of-10 on third down in that stretch for 118 yards, five first downs and a touchdown.

**YOUNG RANKS HIGH WITH PFF:** Sophomore quarterback Bryce Young is the No. 1 rated quarterback nationally by Pro Football Focus with an offensive grade of 92.9 heading into Bowl season. His passing grade of 92.7 also leads the country, along with the fourth-best adjusted completion percentage of 79.2, which accounts for dropped passes. His NFL passer rating of 123.6 is third in college football while his adjusted completion percentage under pressure (67.3 percent) ranks third overall and first in the Power Five. His 15 touchdowns passes while pressured leads the nation and is five more than any quarterback.

**BETTER ON 3RD DOWN:** Alabama sophomore quarterback Bryce Young has been fantastic on third down in his first season as the Crimson Tide's starting quarterback. He is completing 71.7 percent of his third down pass attempts (81-113) for 1,329 yards with 14 touchdowns and four interceptions. Young has converted first downs on 64 of those 113 third-down tries (56.6 percent), while he is boasting a passer efficiency rating of 204.3 (NCAA) and 135.66 (NFL) on third down. In all, Young has guided the Alabama offense to the No. 2 third-down conversion percentage in the nation (53.6 percent) through 13 games.

**BRYCE AGAINST THE BEST DEFENSES:** Bryce Young's passing numbers have come against some of the best pass defenses in the nation. In five games against the nation's top 50 pass defenses (No. 2 Georgia, No. 9 Texas A&M, No. 39 Florida, No. 40 Ole Miss, No. 50 Tennessee), Young has accounted for 1,642 yards (328.4 ypg), 13 touchdowns, just two interceptions and a completion percentage of 64.0.

**226 PASSES WITHOUT A PICK:** Bryce Young attempted 226 passes without an interception before his third-quarter turnover at Auburn on Nov. 27. That is the second-longest streak in school history, trailing only AJ McCarron's 291 straight in 2011-12. Young's streak dated back to his first pass of the second quarter against Texas A&M on Oct. 9. During his 226-pass streak, Young completed 155-of-226 passes (68.6 percent) for 2,195 yards and 20 touchdowns. He maintained a 179.37 NCAA passer rating and a 129.2 NFL rating during the streak.

**94-YARD TOUCHDOWN:** Bryce Young's 94-yard touchdown pass to Jameson Williams against then-No. 14/16 Miami on Sept. 4 tied for the second-longest touchdown pass in program history. The Young pass matched Freddie Kitchens' pass to Michael Vaughn against Florida on Dec. 7, 1996, and Mac Jones' connection with Jaylen Waddle against Louisiana on Sept. 29, 2018. The longest touchdown pass in program history is AJ McCarron's throw to Amari Cooper at Auburn on Nov. 30, 2013 (99 yards). Heading into the College Football Playoff Semifinal at the Goodyear Cotton Bowl Classic, Young's 94-yard touchdown pass remains the longest in the Southeastern Conference this season.

**BIG PLAY J-MO:** Jameson Williams has been an explosive threat for the Crimson Tide offense, leading the team in receiving yards (1,445) and receiving touchdowns (15). The junior wideout ranks second in the SEC and fifth nationally for yards per reception at 21.25 entering Bowl season. Williams caught his 10th and 11th reception of at least 50 yards this season against then-No. 1/1/1 Georgia on Dec. 4, after connecting with Bryce Young on 67- and 50-yard touchdown passes. He caught his fourth reception of at least 75 yards this season against then-No. 25/21/22 Arkansas on Nov. 20, becoming the first player in Alabama history to have four receiving touchdowns of 75-plus yards in the same season, which also leads the nation. An all-around explosive threat, the junior has added a pair of kickoff returns for scores from 83 and 100 yards out to push his season total to 10 plays of 50 yards or more that have resulted in a touchdown.

**J-MO ON FIRE:** Junior wideout Jameson Williams caught fire in the second half of the 2021 campaign, recording six 100-plus yard performances in the last eight games. In those six games, Williams caught 47 passes (7.8 rpg) for 961 yards (160.2 ypg) and 11 touchdowns. Williams exited the game early at Auburn on Nov. 27 following a targeting call. Despite missing a majority of the Iron Bowl, the St. Louis native currently ranks second nationally in receiving touchdowns (15), fifth in yards per reception (21.25) and receiving yards (1,445) and seventh in receiving yards per game (111.2) entering Bowl season.

## PRESEASON & IN-SEASON HONORS

### Christopher Allen

Butkus Award Watch List

### Will Anderson Jr.

Midseason All-American (Associated Press, Sporting News)  
Midseason All-American (CBS Sports)  
Preseason First Team All-American (Associated Press, Sporting News, Walter Camp)  
Preseason Third Team All-American (Pro Football Focus)  
Bednarik Award Watch List  
Butkus Award Watch List  
Lombardi Award Watch List  
Nagurski Trophy Watch List  
Walter Camp Player of the Year Watch List

### Jordan Battle

Preseason Third Team All-American (Pro Football Focus)  
Thorpe Award Watch List

### Jahleel Billingsley

Mackey Award Watch List

### DJ Dale

Nagurski Trophy Watch List

### JoJo Earle

Preseason True Freshman All-American (24/7Sports)

### Emil Ekiyor Jr.

Preseason Second Team All-American (Associated Press)  
Preseason Third Team All-American (Pro Football Focus)  
Lombardi Award Watch List

### Christian Harris

Preseason Second Team All-American (Associated Press)  
Butkus Award  
Lombardi Award  
Nagurski Trophy

### Josh Jobe

Preseason Second Team All-American (Sporting News, Walter Camp)  
Preseason Second Team All-American (Pro Football Focus)  
Bednarik Award Watch List  
Nagurski Trophy Watch List  
Thorpe Award Watch List

### Phidarian Mathis

Lombardi Award Watch List  
Nagurski Trophy Watch List  
Outland Trophy Watch List

### John Metchie III

Preseason Second Team All-American (Associated Press)  
Preseason Honorable Mention All-American (Pro Football Focus)  
Biletnikoff Award Watch List  
Maxwell Award Watch List  
Walter Camp Player of the Year Watch List

### Malachi Moore

Preseason Third Team All-American (Pro Football Focus)  
Nagurski Trophy Watch List

### Evan Neal

Midseason All-American (Associated Press, Sporting News)  
Midseason All-American (CBS Sports)  
Preseason First Team All-American (Associated Press, Sporting News, Walter Camp)  
Preseason Second Team All-American (Pro Football Focus)  
Lombardi Award Watch List  
Outland Trophy Watch List

### Chris Owens

Wuerffel Trophy Watch List

### Will Reichard

Preseason Second Team All-American (Sporting News)  
Preseason Third Team All-American (Pro Football Focus)  
Lou Groza Award Watch List

### Brian Robinson Jr.

Preseason Second Team All-American (Pro Football Focus)  
Doak Walker Award Watch List  
Maxwell Award Watch List

### Henry To'o'o

Lombardi Award Watch List  
Polynesian Player of the Year Award

### Bryce Young

Midseason All-American (Associated Press)  
Maxwell Award Watch List  
Manning Award Watch List

### Nick Saban

Dodd Trophy Watch List  
Paul Bear Bryant Watch List

**ALABAMA'S 1K CLUB:** Wide receivers Jameson Williams and John Metchie III have been a dynamic duo for the Crimson Tide offense. Williams has made an instant impact during his short time with the Crimson Tide, totaling 100-plus yards on seven occasions in 2021, which is tied for the second-most 100-plus yard receiving games in a season all-time in program history. His seven 100-plus yard games includes a career-best 190-yard performance against then-No. 25/21/22 Arkansas on Nov. 20, which pushed him past 1,000 yards for the season. The Ohio State transfer leads the Tide in receiving yards with 1,445, despite missing a majority of the Iron Bowl following a targeting penalty. In Williams' absence, Metchie III stepped up to post a career day against Auburn on Nov. 27, totaling 13 catches for 150 yards. That effort on The Plains moved Metchie III past 1,000 yards for the season, setting him at 1,045 ahead of the 2021 SEC Championship Game. The duo are just the 12th and 13th Alabama wideouts to go over 1,000 yards in a single season in program history and the 10th and 11th under head coach Nick Saban.

#### Alabama Single-Season Receiving Yards List

Rank	Player	Year	Yards (Receptions)
1.	DeVonta Smith	2020	1,856 (117)
2.	Amari Cooper	2014	1,727 (124)
3.	<b>JAMESON WILLIAMS</b>	<b>2021</b>	<b>1,445 (68)</b>
4.	Jerry Jeudy	2018	1,315 (68)
5.	DeVonta Smith	2019	1,256 (68)
6.	Jerry Jeudy	2019	1,163 (77)
7.	<b>JOHN METCHIE III</b>	<b>2021</b>	<b>1,142 (96)</b>
8.	Julio Jones	2010	1,133 (78)

**TWO WITH 1K IN THE SAME SEASON:** Wideouts Jameson Williams and John Metchie III have each gone over the 1,000-yard marker during the 2021 season. Williams leads the team and ranks third all-time in Alabama single-season ranks with 1,445 yards, while Metchie III is seventh with 1,142 yards. The duo are just the second pair of Crimson Tide receivers to go over 1,000 yards for a single season in the same season. They join DeVonta Smith (1,256) and Jerry Jeudy (1,163) who each eclipsed 1,000 yards receiving during the 2019 campaign.

**FIRST-HALF 100s:** Crimson Tide wideouts have totaled 100-plus yards in the first half on 18 occasions in UA's last 39 games, including four times during the 2021 campaign.

#### First Half 100-Yards Receiving

Player	Opponent (Date)	Catches-Yards-TDs
Jameson Williams	vs. Georgia (Dec. 4, 2021)	4-112-1
John Metchie III	Arkansas (Nov. 20, 2021)	6-122-1
Jameson Williams	Arkansas (Nov. 20, 2021)	4-121-2
Jameson Williams	New Mexico State (Nov. 13, 2021)	6-158-3
DeVonta Smith	vs. Ohio State (Jan. 11, 2021)	12-215-3
DeVonta Smith	vs. Notre Dame (Jan. 1, 2021)	5-101-2
DeVonta Smith	vs. Florida (Dec. 19, 2020)	8-113-1
DeVonta Smith	at LSU (Dec. 5, 2020)	8-231-3
DeVonta Smith	Auburn (Nov. 28, 2020)	4-104-1
DeVonta Smith	Mississippi State (Oct. 31, 2020)	9-159-3
DeVonta Smith	at Ole Miss (Oct. 10, 2020)	7-105-1
John Metchie III	Texas A&M (Oct. 3, 2020)	4-118-1
Jaylen Waddle	at Missouri (Sept. 26, 2020)	7-121-2
Jerry Jeudy	vs. Michigan (Jan. 1, 2020)	4-132-1
Jaylen Waddle	Western Carolina (Nov. 23, 2019)	3-101-1
Jerry Jeudy	at Mississippi State (Nov. 16, 2019)	6-104-0
DeVonta Smith	Ole Miss (Sept. 28, 2019)	8-221-4
Henry Ruggs III	Southern Miss (Sept. 21, 2019)	4-148-2

**TWO OVER 100:** With 100-plus yard receiving performances from both Jameson Williams (190) and John Metchie III (173) against then-No. 25/21/22 Arkansas on Nov. 20, Alabama has now recorded 14 games in program history with two receivers over the 100-yard mark. The performance against the Razorbacks was Alabama's second time with two wideouts posting 100-plus yards in 2021, joining the Oct. 23 performance from Williams (123) and Metchie III (121) against Tennessee. Alabama's 14 total games with two over 100 yards includes three games in 2020, one in 2019 and three in 2018. Prior to 2018, the Crimson Tide had only seen receiving duos post 100 or more receiving yards in the same game five times in history and only once in the Nick Saban era.

**STACKING UP 100s:** Alabama's explosive offense produced 11 individual 100-plus yard receiving performances during the 2021 season, including at least one 100-plus yard receiver in the last eight straight games. The Crimson Tide also had multiple players in the same game over the 100-yard mark in two contests in 2021. For perspective, Alabama's offense produced 15 100-plus yard efforts through 13 games in 2020, 11 through 13 games in 2019 and did so 13 times in 15 games during 2018 across conference and nonconference pairings.

**BIG GAME B-ROB:** Brian Robinson Jr. has been the Tide's workhorse back this season, leading UA in attempts (223), yards (1,144) and rushing touchdowns (14). Those numbers have been even more impressive in SEC action and against top 25 teams. He averaged 98.4 yards per game with 11 rushing touchdowns and 4.5 yards per carry in league play. Against ranked opposition, Robinson Jr. has totaled 486 yards and five rushing touchdowns in five games while eclipsing the 100-yard marker in two of those five contests, including a season-best 171-yard performance against then-No. 12/12 Ole Miss on Oct. 2.

## 2021 ALL-SEC TEAM

### COACHES

#### First Team (6)

Will Anderson Jr.  
Jordan Battle  
Evan Neal

Brian Robinson Jr.  
Jameson Williams (WR)  
Bryce Young  
**Second Team (5)**  
Jalyn Armour-Davis

Phidarian Mathis  
John Metchie III  
Henry To'oTo'o  
Jameson Williams (RS)

### ASSOCIATED PRESS

#### First Team (4)

Will Anderson Jr.  
Jordan Battle  
Evan Neal

Bryce Young  
**Second Team (3)**  
John Metchie III  
Brian Robinson Jr.  
Jameson Williams



**ROBINSON'S CAREER RANKS - ALL-TIME:** Alabama senior running back Brian Robinson Jr. has waited patiently for his opportunity to be the Crimson Tide's "RB1" and in his fifth year that is exactly what he has become. Robinson Jr. has 1,114 yards through his 12 games (89.2 yards per game/4.8 yards per carry) this season, while recording 14 touchdowns on the ground. He has totaled 2,432 rushing yards in his career, which ranks 15th on the career rushing yards list. Additionally, the Tuscaloosa native has contributed 29 rushing scores for his career, a number that is tied for 10th on the Alabama career list.

#### Alabama Career Rushing Yards List

Rank	Player	Years	Rushing Yards
12.	Bobby Marlow	1950-52	2,604
13.	Johnny Davis	1974-77	2,519
14.	Sherman Williams	1991-94	2,486
<b>15.</b>	<b>BRIAN ROBINSON JR.</b>	<b>2017-Present</b>	<b>2,432</b>
16.	Eddie Lacy	2010-12	2,402

#### Alabama Career Rushing Touchdowns List

Rank	Player	Years	Rushing TDs
6.	Trent Richardson	2009-11	35
7.	Johnny Musso	1969-71	34
8.	Bobby Humphrey	1985-88	33
9.	Eddie Lacy	2010-12	30
<b>10.</b>	<b>BRIAN ROBINSON JR.</b>	<b>2017-Present</b>	<b>29</b>
	Tony Nathan	1975-78	

**30-OR-MORE IN 34 STRAIGHT:** Alabama set the all-time FBS record for scoring at least 30 points in consecutive games with 34 following the Tide's 52-24 win against Tennessee on Oct. 23. The streak started with a 42-3 triumph over Duke on Aug. 31, 2019 and ended with a 20-14 win against LSU on Nov. 6, 2021. UCF previously held the record of scoring 30-or-more points in 31 straight games from 2017-19. UA has scored 30-or-more points in 42 of 45 games, dating back to the 2018 season.

**40-OR-MORE SINCE 2018:** Alabama has scored 40-or-more points on 40 occasions in the last 54 games. Forty leads the nation for scoring 40-or-more points since the start of the 2018 season. Ohio State has the second-most instances of scoring 40-or-more points in that time frame (31 of 49), while Oklahoma follows in third (29 of 51) entering Bowl season.

#### Scoring 40-or-More Points Since 2018

Team	40-or-More Points/Total Games	Percent
<b>1. ALABAMA</b>	<b>40/54</b>	<b>74.07%</b>
2. Ohio State	31/49	63.27%
3. Oklahoma	29/51	56.86%
4. Clemson	30/53	56.60%
5. UCF	23/47	48.95%

**OPENING DRIVE TOUCHDOWNS:** The Crimson Tide has won 47 of its last 48 games when scoring a touchdown on the first offensive possession of the game, thanks to Brian Robinson Jr.'s eight-yard touchdown rushing against Tennessee on Oct. 23. The Tide's lone loss when scoring on the opening drive during that stretch came at Texas A&M on Oct. 9.

**SCORING STREAK CONTINUES:** Alabama extended its school record for consecutive games with a score to 281 against then-No.1/1 Georgia on Dec. 4, thanks to Bryce Young's 67-yard touchdown pass to Jameson Williams in the second quarter of the 2021 SEC Championship Game. The Tide was last held off the scoreboard in a 9-0 loss to Auburn on Nov. 18, 2000. Alabama owns a 225-56 (.801) record over the course of the current streak.

**600+ YARDS OF TOTAL OFFENSE:** Alabama eclipsed the 600-plus yard marker for the 13th time in program history and the second time this season, rolling up 671 yards of total offense (112 rushing, 559 passing) against then-No. 25/21/22 Arkansas on Nov. 20. It follows the 606 yards Alabama posted against Southern Miss on Sept. 25. The Crimson Tide reached the 600-yard plateau four times last season. During the 2020 campaign, the Tide first rolled up 723 yards at Ole Miss on Oct. 10 before producing 650 at LSU on Dec. 5. Two weeks later, the Crimson Tide posted 605 yards of total offense against Florida in the SEC Championship Game on Dec. 19 before pairing with Ohio State on Jan. 11.

**500+ YARDS OF TOTAL OFFENSE:** Alabama recorded 536 yards on total offense against then-No. 1/1 Georgia on Dec. 4, marking the 48th time in the last 98 games (dating to the start of the 2015 season) that the Crimson Tide has eclipsed the 500-yard marker, and the seventh instance this season. Alabama went over the 500-yard marker in eight of 13 games during the 2020 national championship run and nine of 13 total contests in 2019. The 2018 season saw UA set the Alabama single-season record with 500 or more yards in 12 of 15 games.

**400+ YARDS OF TOTAL OFFENSE:** Alabama has gained 400-plus yards of total offense in 50 of its last 54 games, a stretch that began on Sept. 1, 2018 in the season opener against Louisville. The only four instances in which the Crimson Tide did not eclipse the 400-plus yards of total offense mark during that span was against Tennessee on Oct. 19, 2019 (373), at then-No. 11/9 Florida on Sept. 18, 2021 (331), against LSU on Nov. 6, 2021 (308) and at Auburn on Nov. 27, 2021 (388). Alabama is 4-0 in those four games.

**BALL PROTECTION:** In the last 193 games, dating back to the start of the 2008 season, Alabama has turned the ball over only 203 times (112 fumbles, 91 interceptions) for 1.05 turnovers per game. Since 2009, the Tide has turned the ball over only 185 times in 179 games (1.03/game). The 185 turnovers since 2009 includes 73 interceptions in 4,748 attempts (1 INT every 65.0 attempts) by UA starting quarterbacks and 31 lost fumbles in 4,787 carries (one fumble lost every 154.4 carries) by the Tide's top two running backs.

## DEFENSIVE NOTES

**SPENDING TIME IN THE BACKFIELD:** Alabama head coach Nick Saban talks more about "affecting the quarterback" than he does sacks, and even though Will Anderson Jr. leads the nation with 15.5 sacks 32.5 tackles for loss (an NCAA record since 2000), He has been a force in the Crimson Tide's rush defense, helping the unit rank fourth nationally, allowing just 82.8 yards per game. He has also been credited with a team-high 44 pressures by the Alabama coaching staff. Below is a look at where Anderson Jr.'s totals rank on UA's single-season lists.

#### Alabama Single-Season Sacks List

Rank	Player	Year	Total Sacks (Yards)
1.	Derrick Thomas	1988	27.0 (-204 yards)
2.	Derrick Thomas	1987	18.0 (-142 yards)
<b>3.</b>	<b>WILL ANDERSON JR.</b>	<b>2021</b>	<b>15.5 (-96 YARDS)</b>

#### Alabama Single-Season Tackles for Loss List

Rank	Player	Year	Total TFL (Yards)
1.	Derrick Thomas	1988	39.0 (-250 yards)
<b>2.</b>	<b>WILL ANDERSON JR.</b>	<b>2021</b>	<b>32.5 (-136 YARDS)</b>
3.	Wallace Gilberry	2007	27.0 (-99 yards)

**WILL ANDERSON JR. KEEPS GETTING BETTER:** Linebacker Will Anderson Jr. ranks first in the nation in tackles for loss (32.5 TFL/2.5 pg) and in sacks (15.5 sacks) through 13 games. He has recorded at least one tackle for loss in 12-of-13 games in 2021, while posting a career-high four (-35 yards) at Mississippi State on Oct. 16 and against LSU (-13 yards) on Nov. 6. He has recorded sacks in 10-of-13 games and has at least 1.5 sacks in four straight contests starting with the Mississippi State matchup on Oct. 16 and ending with the New Mexico State contest on Nov. 6. His four sacks at Mississippi State on Oct. 16 matched Derrick Thomas for the second-most in a game in school history (Thomas also had a five-sack game).

**HISTORIC PACE:** Will Anderson Jr. not only leads the country in tackles for loss and sacks, but the sophomore is on a historic pace compared to past Alabama greats. Derrick Thomas' career sack numbers have always seemed unreachable in today's game of football, but Anderson Jr. is doing his best to keep pace. In 26 career games, Anderson Jr. has 22.5 sacks, which averages out to .87 sacks per game. Thomas finished his Alabama career with 52 sacks in 49 career games, a ratio of 1.06 sacks per game. For comparison, Jonathan Allen and Kindal Moorehead rank second and third in career sacks, respectively. Their sacks-per-game ratio were .50 for Allen and .52 for Moorehead. Anderson Jr. is actually averaging more tackles per loss per game (1.65 or 43 in 26 games) than Thomas did (1.39 or 68 in 49 games).

**ANDERSON JR. RANKED HIGH:** Pro Football Focus grades every play of the college football season and Will Anderson Jr.'s efforts have certainly stood out in 2021. The sophomore ranks third in total pressures nationally among all defenders with 73 on 472 pass rushers – those 73 pressures include sacks, quarterback hits and quarterback pressures. Anderson Jr. also ranks third with 49 hurries (according to PFF) and 13th in quarterback hits with 11. He is eighth in their PRP metric at 10.8, which combines sacks, hits and hurries relative to how many times they rush the passer. Anderson Jr. leads the nation in sacks with 15.5 on the season entering Bowl play.

**DEFENSE SINCE A&M:** Alabama's defense is one of the best in the nation and has been all season, ranking fourth nationally against the rush (82.8 ypg) and eighth in total defense (306.1 ypg) for the entire year. However, the unit's play has been markedly better since a 41-38 loss on a field goal as time expired at Texas A&M on Oct. 9. Since the loss to the Aggies, the Crimson Tide defense is allowing 18.7 points per game (131 points), 307.9 total yards a game (2,155 yards), 60.4 rushing yards per game (423 yards) and 247.4 passing yards per game (1,732 yards). That includes holding Mississippi State and New Mexico State without touchdowns and allowing the Bulldogs and Aggies to gain just minus-1 and nine rushing yards, respectively. Most recently, the Tide held Auburn to just 22 rushing yards and 137 passing yards for 159 total yards on Nov. 27 and limited to then-No. 1/1/1 Georgia to just 109 rushing yards.

**DON'T CROSS THE LINE:** The Alabama defense has picked up steam heading into the postseason, recording double-digit tackles for loss in three of the last four games to push the team total to 106.0 (-450 yards) on the season. Alabama ranks third nationally and first in the SEC in TFL per game with 8.0. The Tide produced 12.0 tackles for loss (-44 yards) against New Mexico State on Nov. 13 and followed that up a week later with 10.0 TFLs (-41 yards) against then-No. 25/21/22 Arkansas. In the Iron Bowl matchup with Auburn on Nov. 27, Alabama logged a season-high 15.0 tackles for loss (-70 yards), the most in a single game in program history since at least 1998. The next closest was when the Crimson Tide recorded 14.0 tackles for loss against Ole Miss on Oct. 15, 2011. Since 2007, the Crimson Tide defense has produced five seasons that featured at least three games with double-digit tackles for loss, including 2011 (four times), 2015 (three times), 2016 (three times), 2018 (five times) and the 2021 campaign (three times).

**TURNOVERS, TURNOVERS, TURNOVERS:** Alabama has forced at least one turnover in 91 of the last 98 contests dating back to the start of the 2015 season. During the current run, Alabama has forced 162 turnovers (106 interceptions, 56 fumbles) and returned 38 of those miscues for touchdowns. The Crimson Tide ranks 33rd nationally and second in the Southeastern Conference in turnovers gained with 20 this season. UA is also 17th nationally and ranks second in the conference for turnover margin at plus .77.

**HOLDING OPPONENTS UNDER 200:** Auburn's 159 yards of total offense on Nov. 27 of this season marked the 55th time in the last 193 games under Nick Saban (since the start of the 2008 season) that the Crimson Tide defense has held the opposition to fewer than 200 yards of total offense.

#### Fewest Total Yards Allowed under Nick Saban

Yards Allowed	Opponent	Date
78	at Vanderbilt	Sept. 23, 2017
84	Chattanooga	Nov. 21, 2009
90	Kent State	Sept. 3, 2011
92	ULM	Sept. 26, 2015
92	LSU	Jan. 9, 2012
108	Tennessee	Oct. 21, 2017

**HARD TO FIND THE END ZONE AGAINST THE TIDE:** Since the start of the 2009 season, no team has allowed fewer touchdowns than the Crimson Tide. Alabama has surrendered only 305 touchdowns over the last 179 games. That is 55 fewer than the second most in the nation (Wisconsin with 360) entering Bowl play.

#### Fewest TDs Allowed since 2009

Team	Touchdowns
1. ALABAMA	305
2. Wisconsin	360
3. Iowa	377
4. LSU	390
5. Florida	392

**SHUTOUTS SINCE 2007:** Since head coach Nick Saban arrived in 2007, Alabama has recorded 24 shutouts, including 12 in Southeastern Conference play. With its 41-0 win over Mississippi State on Halloween night of last season, the Crimson Tide defense has 10 more shutouts than its nearest competitor over that span. Ranking second in shutouts during that time is Ohio State with 14.

**TOUGH SLEDDING ON THE GROUND:** Alabama's defense has been a force in the run game since head coach Nick Saban's arrival on campus. More recently, the Crimson Tide has given up just 64 rushing scores in the last 98 games, dating to the start of the 2015 season. The Crimson Tide allowed 11 rushing touchdowns in 2018 after allowing only nine rushing touchdowns in 2017. The Tide defense led the nation in 2016 with five rushing touchdowns allowed, one year after giving up just seven rushing scores through 15 games in 2015, the second-lowest total in the country. Since Saban arrived in 2007, the Crimson Tide has allowed 122 rushing touchdowns. Iowa is No. 2 in that category, giving up 167 since 2007, followed by Utah at 180, and Ohio State, who ranks fourth, at 183. TCU (213) rounds out the group at No. 5.

#### Fewest Rushing Touchdowns Allowed (FBS teams since 2007)

1. ALABAMA	122
2. Iowa	167
3. Utah	180
4. Ohio State	183
5. TCU	213

**RUSHING DEFENSE:** UA has surrendered only 29 individual 100-yard rushing performances dating back to the 2005 season, a mark that is the fewest in the nation. Since head coach Nick Saban's arrival in 2007, the Tide has allowed 24 players to rush for more than 100 yards in a game.

1. ALABAMA	29
2. Ohio State	40
3. Boston College	56
4. Boise State	58
5. Penn State	67

**10 POINTS OR LESS:** Alabama's trademark has been its defense ever since head coach Nick Saban's arrival on campus in 2007. Since that first season in Tuscaloosa, Saban-coached defenses have held the Crimson Tide's opponents to 10 points or less on 96 occasions. Dating back to the start of the 2015 season, UA's defense has limited the opposition to 10 or fewer points 40 times across 98 total contests.

#### Opponents Held to 10 Points or Less Under Nick Saban

Year	10 Points or Less Games/Games	Shutouts
2021	2/13	0
2020	3/13	1
2019	6/12	0
2018	5/15	2
2017	9/14	2
2016	9/15	2
2015	6/15	2
2014	7/14	2
2013	9/13	3
2012	7/14	4
2011	9/13	3
2010	8/13	0
2009	7/14	1
2008	7/14	2
2007	2/13	0

### SPECIAL TEAMS NOTES

**SCOOP AND SCORE:** Alabama recorded its 84th non-offensive touchdown in the Nick Saban era against Texas A&M on Oct. 9, when King Mwikuta recovered a blocked punt in the Aggies end zone, thanks to Ja'Corey Brooks' block. It marked Mwikuta's first career touchdown and the Crimson Tide's second blocked punt return for a touchdown in 2021. Jase McClellan scored the season's first on a 33-yard blocked punt by linebacker Chris Braswell in the home opener against Mercer on Sept. 11.

**GETTING TO THE PUNTER:** The Crimson Tide's punt return unit has been effective at getting to the opposing punter this season. Through 13 games, Alabama has blocked three punts, returning one of those for a score. The three blocked punts is the most since the 2019 squad recorded three over the 13-game season.

**TWO FOR NO. 1:** Jameson Williams recorded two touchdowns off a pair of kickoff returns against Southern Miss on Sept. 25, marking the first time any Alabama player has ever scored on two kickoff returns in a single game. Williams' first kickoff return for a touchdown, which happened on the game's opening kickoff, went for 100 yards to mark the eighth 100-yard kickoff return in program history. Tyrone Prothro was the latest Crimson Tide player to record a 100-yard kickoff return (at Kentucky on Oct. 9, 2004), while Gary Martin was the last Alabama player to record a 100-yard kickoff return for a touchdown on the opening drive (at Miami on Dec. 7, 1963). Williams' two kickoff returns marked Alabama's 27th and 28th kickoff returns for touchdown in school history. Jaylen Waddle was the last Alabama player to record a kickoff return for a touchdown when he did so at Auburn on Nov. 20, 2019 (98 yards). Williams' couple of scores marked the seventh and eighth kickoff returns for a touchdown under Saban.

**REICHARD FROM 50-PLUS:** Will Reichard connected on a 51-yard field goal in the second quarter against then-No. 14/16 Miami on Sept. 4, helping Alabama to a 20-0 lead. It marked the second-longest field goal in his career, only behind his 52-yard field goal made against then-No. 3/3 Georgia on Oct. 17, 2020. With Reichard's 51-yard field goal in the 2021 season opener, he owns the Crimson Tide's only two 50-or-more yard field goals since Adam Griffith connected from 50 yards against Auburn on Nov. 28, 2015.

### SERIES NOTES

**THE ALABAMA-CINCINNATI SERIES:** Alabama and Cincinnati will meet for the first time at a neutral site and the sixth time overall in the 2021 College Football Playoff Semifinal in Arlington, Texas. The Crimson Tide holds a perfect 5-0 mark in the previous pairings and has outscored the Bearcats by a 156-27 margin in those contests.

#### Cincinnati (UA leads, 5-0)

Date	Result	Site	Score	Total
Oct. 17, 1908	W	H	16-0	16-0
Oct. 23, 1982	W	H	21-3	37-3
Nov. 17, 1984	W	A	29-7	66-10
Sept. 21, 1985	W	H	45-10	111-20
Nov. 17, 1990	W	H*	45-7	156-27

\*Birmingham, Ala.

### COLLEGE FOOTBALL PLAYOFF NOTES

**ALABAMA IN THE COLLEGE FOOTBALL PLAYOFF:** Alabama will be playing in its 12th College Football Playoff matchup when the Crimson Tide meets No. 4/4 Cincinnati in the Goodyear Cotton Bowl Classic on Dec. 31, 2021. The Crimson Tide is 8-3 all-time in College Football Playoff games since the playoff's inception in 2014 and is the only team to appear in seven of the eight playoffs. Alabama also holds the record for the most games played and wins in the history of the CFP. The Crimson Tide claimed CFP National Championships in 2015, 2017 and 2020 and has reached the National Championship Game in five of its six seasons in the Playoff.

#### College Football Playoff All-Time Appearances

Rank	School (Games)	Years	Record (Pct.)
1.	ALABAMA (11)	2014-18, 2020-21	8-3 (.727)
2.	Clemson (10)	2015-20	6-4 (.600)
3.	Ohio State (6)	2014, 2016, 2019-20	3-3 (.500)
4.	Oklahoma (4)	2015, 2017-19	0-4 (.000)
5.	LSU (2)	2019	2-0 (1.000)
	Georgia (2)	2017, 2021	1-1 (.500)
	Oregon (2)	2014	1-1 (.500)
	Notre Dame (2)	2018, 2020	0-2 (.000)
9.	Florida State (1)	2014	0-1 (.000)
	Michigan State (1)	2015	0-1 (.000)
	Washington (1)	2016	0-1 (.000)
***	Cincinnati	2021	N/A
	Michigan	2021	N/A

#### Alabama in the College Football Playoff (8-3)

Date	Opponent	Site	Result	Score
Jan. 1, 2015	#4 Ohio State	New Orleans, La.	L	35-42
Dec. 31, 2015	#3 Michigan State	Arlington, Texas	W	38-0
Jan. 11, 2016	#1 Clemson	Glendale, Ariz.	W	45-40
Dec. 31, 2016	#4 Washington	Atlanta, Ga.	W	24-7
Jan. 9, 2017	#2 Clemson	Tampa, Fla.	L	31-35
Jan. 1, 2018	#1 Clemson	New Orleans, La.	W	24-6
Jan. 8, 2018	#3 Georgia	Atlanta, Ga.	W <sup>OT</sup>	26-23
Dec. 29, 2018	#4 Oklahoma	Miami Gardens, Fla.	W	45-34
Jan. 7, 2019	#2 Clemson	Santa Clara, Calif.	L	16-44
Jan. 1, 2021	#4 Notre Dame	Arlington, Texas	W	31-14
Jan. 11, 2021	#3 Ohio State	Miami Gardens, Fla.	W	52-24

**ALABAMA CFP RECORDS:** Following are Alabama's single-game records in College Football Playoff games (includes semifinals and championship games).

**OFFENSE  
RUSHING  
Attempts**

36..... Derrick Henry vs. Clemson, Jan. 11, 2016 (CG)

**Yards**

180..... Bo Scarbrough vs. Washington, Dec. 31, 2016 (SF)

**Touchdowns**

3..... Derrick Henry vs. Clemson, Jan. 11, 2016 (CG)

**Long Run**

68..... Bo Scarbrough vs. Washington, Dec. 31, 2016 (SF)

**PASSING**

**Attempts**

45..... Mac Jones vs. Ohio State, Jan. 11, 2021 (CG)

**Completions**

36..... Mac Jones vs. Ohio State, Jan. 11, 2021 (CG)

**Yards**

464..... Mac Jones vs. Ohio State, Jan. 11, 2021 (CG)

**Passing Touchdowns**

5..... Mac Jones vs. Ohio State, Jan. 11, 2021 (CG)

**Longest Completion**

68..... Jalen Hurts to O.J. Howard vs. Clemson, Jan. 9, 2017 (CG)

**RECEIVING**

**Receptions**

12..... DeVonta Smith vs. Ohio State, Jan. 11, 2021 (CG)

**Yards**

215..... DeVonta Smith vs. Ohio State, Jan. 11, 2021 (CG)

**Touchdown Receptions**

3..... DeVonta Smith vs. Ohio State, Jan. 11, 2021 (CG)

..... DeVonta Smith vs. Notre Dame, Jan. 1, 2021 (SF)

**TOTAL OFFENSE**

**Yards**

475..... Mac Jones (464 pass/11 rush) vs. Ohio State, Jan. 11, 2021 (CG)

**DEFENSE**

**TACKLES**

**Total Tackles**

12..... DeMarcco Hellams vs. Notre Dame, Jan. 1, 2021 (SF)

..... Mack Wilson vs. Georgia, Jan. 8, 2018 (CG)

Reuben Foster vs. Clemson, Jan. 9, 2017 (CG)

Landon Collins vs. Ohio State, Jan. 1, 2015 (SF)

**Solo Tackles**

11..... Geno Matias-Smith vs. Clemson, Jan. 11, 2016 (CG)

**Assisted Tackles**

6..... DeMarcco Hellams vs. Notre Dame, Jan. 1, 2021 (SF)

..... Reuben Foster vs. Clemson, Jan. 9, 2017 (CG)

Reuben Foster vs. Washington, Dec. 31, 2016 (SF)

**Sacks**

2.0..... Rashaan Evans vs. Clemson, Jan. 11, 2016 (CG)

Jonathan Allen vs. Michigan State, Dec. 31, 2015 (SF)

**Tackles for Loss**

3.5..... Anfernee Jennings vs. Clemson, Jan. 7, 2019 (CG)

**GENERAL NOTES**

**50-PLUS vs. RANKED OPPONENTS:** Under head coach Nick Saban, Alabama has posted 50-plus points against Associated Press Top 25 teams on seven occasions, while three of those seven occasions came last season. The most recent instance came on Jan. 11, 2021 at the College Football Playoff National Championship Game when the Crimson Tide defeated then-No. 3/3/3 Ohio State, 52-24. Below is a look at Saban's 50-plus point games vs. ranked teams.

**Most Points by UA vs. Ranked Opponents Under Saban**

Rank	Opponent	Date	Score (Points)
1.	#21 Texas A&M	Oct. 18, 2014	59-0 (59)
2.	#15 Auburn	Nov. 29, 2014	55-44 (55)
3.	#15 Florida	Dec. 3, 2016	54-16 (54)
4.	#3 Ohio State	Jan. 11, 2021	52-24 (52)
	#11 Florida	Dec. 19, 2020	52-46 (52)
	#13 Texas A&M	Oct. 3, 2020	52-24 (52)
	#20 USC	Sept. 3, 2016	52-6 (52)

**SABAN MOVING UP SEC WINS LIST:** Alabama head coach Nick Saban's 142 conference wins (including SEC championship games) are second on the SEC career conference wins list. Saban ranks first in league history in SEC regular season winning percentage at .830 (142-29). He is also second in SEC history in winning percentage in all games at .848 (224-40). Additionally, Saban is second on the league's career wins list at 224 victories.

**SEC Regular Season Conference Victories\***

	Coach	School(s)	Wins
1.	Paul "Bear" Bryant	Kentucky 1946-53/Alabama 1958-82	159
2.	<b>NICK SABAN</b>	<b>LSU 2000-04/Alabama 2007-Present</b>	<b>142</b>
3.	Steve Spurrier	Florida 1990-2001/South Carolina 2005-15	131
4.	Johnny Vaught	Ole Miss 1947-70, 1973	106
5.	Vince Dooley	Georgia 1964-88	105

**SEC Regular Season Conference Winning Percentage\*#**

	Coach	School(s)	Pct.
1.	<b>NICK SABAN</b>	<b>LSU 2000-04/Alabama 2007-Present</b>	<b>.830</b>
2.	Robert Neyland	Tennessee 1926-34, 1936-40, 46-52	.787
3.	Frank Thomas	Alabama 1931-46	.765
4.	Paul "Bear" Bryant	Kentucky 1946-53/Alabama 1958-82	.764
5.	Urban Meyer	Florida 2005-10	.750

**Regular Season Victories - All Games\***

	Coach	School(s)	Wins
1.	Paul "Bear" Bryant	Kentucky 1946-53/Alabama 1958-82	292
2.	<b>NICK SABAN</b>	<b>LSU 2000-04/Alabama 2007-Present</b>	<b>224</b>
3.	Steve Spurrier	Florida 1990-2001/South Carolina 2005-15	206
4.	Vince Dooley	Georgia 1964-88	201
5.	Dan McGugin	Vanderbilt 1904-17, 1919-34	197

\* - all categories include SEC Championship Games; # - minimum five years



**MOST WINS BY ACTIVE HEAD COACH:** Alabama head coach Nick Saban's 268 career wins are the most career victories by an active FBS head coach. Saban ranks just ahead of North Carolina's Mack Brown, who has 265 entering Bowl season, with LSU's Brian Kelly close behind in third, collecting 263 career wins across his stops.

#### Most Wins by an Active FBS Head Coach

	Coach	Current School	Wins
1.	NICK SABAN	ALABAMA	268
2.	Mack Brown	North Carolina	265
3.	Brian Kelly	Notre Dame/LSU	263
4.	Kirk Ferentz	Iowa	190
5.	Willie Fritz	Tulane	185

**161-8 UNDER SABAN WHEN LEADING AT THE HALF:** Under head coach Nick Saban, Alabama is 161-8 (.953) when leading at the half. UA is also 145-4 (.973) when leading by seven or more points at the break during the Saban era. The Crimson Tide has held the lead in 78 of its last 98 games dating back to the start of the 2015 season.

**ALABAMA'S TV RECORD:** Alabama's matchup against then-No. 1/1/1 Georgia on Dec. 5 was the Tide's 457th televised game. Alabama has compiled a 316-137-4 (.696) all-time record in televised games (not including pay-per-view, tape-delayed or closed-circuit telecasts).

**177 NATIONAL TV APPEARANCES IN 192 GAMES:** Alabama's matchup against No. 4/4/4 Cincinnati on Friday, Dec. 31 will be its 177th nationally televised game since the start of the 2008 season, including every contest since the start of 2014.

**NEW HIRES:** Saban's 2021 coaching staff features five new faces in Bill O'Brien (offensive coordinator/quarterbacks), Drew Svoboda (special teams coordinator/tight ends), Doug Marrone (offensive line), Robert Gillespie (running backs) and Jay Valai (cornerbacks).

**A DOZEN OF YOUR BEST:** For the 12 seasons from 2009-20, Alabama won 151 games and lost 15, which is a .910 winning percentage. That's the best success rate across a dozen seasons for any major-college football program since 1900, passing Oklahoma's .909 mark from 1947-58, a span that included the Sooners' record 47-game winning streak.

**SIX RINGS IN 12 SEASONS:** The Crimson Tide's win in the 2021 College Football Playoff National Championship Game helped Alabama claim its sixth national title in the last 12 seasons, making UA the first team in the Associated Press Poll era (since 1936) to win six championships over a 12-season span. The only other team in college football history to win six titles in a quarter of a century or less was also Alabama, coming across a 19-season stretch from 1961-79.

**THREE DECADES OF SABAN:** Alabama head coach Nick Saban has claimed six national titles during his time with the Crimson Tide and seven across his collegiate head coaching career. With Alabama's win in the 2021 College Football Playoff National Championship Game, Saban became the first head coach to win an Associated Press/Coaches Poll National Championship in three different decades - the 2000s, the 2010s and the 2020s. Saban's first national championship came in 2003 at LSU, six seasons before he came to Tuscaloosa and captured the crown in 2009. The 2010s saw Saban win national titles in 2011, 2012, 2015 and 2017, while his most recent one came last season on Jan. 11, 2021.

**SIGN WITH THE TIDE, LEAVE WITH A RING:** Since Nick Saban's arrival at Alabama in 2007, members of each one of his recruiting classes have won at least one national championship. The 2009 class tops the list with three to their name while the 2008, 2010, 2011, 2012, 2014, 2015 and 2017 classes each achieved two national titles during their time in Tuscaloosa. The 2007, 2013, 2016, 2018, 2019 and 2020 classes can each claim one national title with the latter group still having time to add to that number.

**TWO UNDEFEATED TITLES:** Alabama completed the perfect season, finishing 2020 with a 13-0 record. The 13-0 mark was the Crimson Tide's second undefeated national championship season during the BCS/CFP era, joining the 2009 edition of the Tide that went 14-0. The two undefeated national titles paired UA with Florida State (1999 and 2013) as the only programs to produce multiple undefeated seasons during the BCS/CFP era. Alabama was also the 52nd undefeated national champion during the Associated Press Poll era.

**MAKING IT TO 13:** Alabama's dominant 52-24 win over then-No. 3/3/3 Ohio State in the 2021 College Football Playoff National Championship capped off a perfect 13-0 season for the Crimson Tide. In what proved to be one of the most challenging campaigns in recent memory, UA was able to reach the 13-win milestone for the eighth time in school history. The eight seasons of at least 13 wins are the most by any school in Football Bowl Subdivision records. Alabama finished 14-0 in 2009; 13-1 in 2012 and 2017; 14-1 in 2015, 2016 and 2018; and wrapped up the 2020 campaign at 13-0 to match the 1992 squad.

**TOUGH TO GET SABAN'S TIDE TWICE:** During his tenure at Alabama, head coach Nick Saban has suffered 24 total losses. Of those 24 losses, the Crimson Tide and Saban have had the opportunity to face the team that beat them at a later date on 21 occasions. In those 21 rematches, Alabama owns an 19-2 mark when avenging its previous loss. The only two times the Crimson Tide has fallen in back-to-back games against the same opponent is LSU (2010-11) and Ole Miss (2014-15). Alabama has not yet had the opportunity to bounce back from a loss against Clemson (2018), Utah (2009) and Texas A&M (2021). The 2020 season saw Alabama avenge three of its previous losses, first with Auburn. The Crimson Tide fell to the Tigers in 2019 but bounced back with a dominant 41-13 win on Nov. 28, 2020. Alabama then followed that up with an even more impressive win one week later at LSU by a score of 55-17 to pay back the Tigers for a 2019 loss in Bryant-Denny Stadium. The revenge tour wrapped up in the 2021 College Football Playoff National Championship Game as the Crimson Tide was pitted against Ohio State, who defeated UA in the 2014 College Football Playoff Semifinal at the Sugar Bowl. Alabama came out on top this time, cruising past the Buckeyes, 52-24, for the Tide's 18th national championship.

**LONGEST TOP-FIVE STREAK:** The Crimson Tide's Nov. 24, 2019, ranking at No. 5 in the Associated Press Top 25 marked the 68th consecutive AP poll in which Alabama had been ranked in the top-five. That stretch of top-five rankings was the longest streak in the poll's history, surpassing the previous record of 54 straight weeks set by Miami (Fla.) from Oct. 8, 2000 through Oct. 26, 2003. Alabama's run in the top-five began on Nov. 8, 2015, following a dominant 30-16 victory by the seventh-ranked Tide over then-No. 4 LSU at Bryant-Denny Stadium and concluded in a 45-48 loss at then No. 16 Auburn on Nov. 30, 2019. During that span, the Crimson Tide maintained a 57-5 (.919) record and claimed two national championships to go with three Southeastern Conference titles.

**THE 2010s WERE THE TIDE'S DECADE:** Alabama won 124 games during the 2010s to lead all NCAA Football Bowl Subdivision teams and tie for college football's all-time mark. Ohio State was second on the wins list during the last decade with 116. Alabama has been the wins leader in two other decades in program history, including the 1960s (85 wins) and 1970s (103 wins). Predating the creation of the NCAA, Penn won 124 games and Harvard won 116 as major college football powers in the 1890s.

**SABAN IN HIS FIRST 20-YEARS:** Alabama's 45-40 win over Clemson in the 2016 College Football Playoff Championship Game was head coach Nick Saban's 191st victory in his first 20 years as a college head coach. That total is the second-most in FBS history for a coach in the first 20 seasons of his career. Former Nebraska head coach Tom Osborne won 195 games in the opening two decades of his tenure in Lincoln. Long-time Penn State head coach Joe Paterno ranks third with 187. Saban's five national championships in 20 seasons tops both Osborne (none) and Paterno (one).

**10-YEAR RUN:** Nick Saban entered the 2021 season with a 127-12 (.914) record over his previous 10 seasons in Tuscaloosa (2011-20), which is the best of any major college school over a 10-year span since Bud Wilkinson and Oklahoma in the late 1940s through the late 1950s. UA's 127 wins over that decade are the most for any FBS school during a 10-year span in the Associated Press poll era (since 1936).

**LEADING THE WAY TO THE NFL:** Alabama has had more draft picks over the last 13 drafts (106) than any other program in the nation. An impressive 39 of those picks have been first-round selections. The list of 106 features nine Super Bowl champions, 22 Pro Bowl selections, nine First Team All-Pro members and one Offensive Rookie of the Year. The 2021 Draft featured 10 former Alabama standouts that heard their name called across the three-day event. Following the 2021 edition, the Crimson Tide has now had 51 players taken in the last five NFL Drafts, marking five consecutive years that Alabama has had nine or more players drafted.

**2021 NFL DRAFT:** The Crimson Tide saw 10 former players selected in the 2021 NFL Draft, including six first-round picks in wide receiver Jaylen Waddle (No. 6, Miami Dolphins), defensive back Patrick Surtain II (No. 9 Denver Broncos), wide receiver DeVonta Smith (No. 10, Philadelphia Eagles), quarterback Mac Jones (No. 15, New England Patriots), offensive lineman Alex Leatherwood (No. 17, Las Vegas Raiders) and running back Najee Harris (No. 24, Pittsburgh Steelers). Offensive lineman Landon Dickerson (No. 37, Philadelphia Eagles) and defensive lineman Christian Barmore (No. 38, New England Patriots) followed in round two. Offensive lineman Deonte Brown was selected as the 193rd overall pick, while long snapper Thomas Fletcher was selected as the 222nd overall pick, both going in the sixth round to the Carolina Panthers. Alabama has now had at least nine players selected in five consecutive drafts and has produced multiple first-round picks in 10 of the last 13 NFL Drafts with single first-round selections in 2009, 2015 and 2016.

**SABAN AND FIRST ROUND NFL DRAFT PICKS:** Since the advent of the NFL Draft, Alabama head coach Nick Saban has produced the most first rounders of any NCAA Division I head coach with 44 players chosen in the opening round of the draft, including 39 while at Alabama. The Crimson Tide's six first-round selections in the 2021 NFL Draft extended Saban's all-time mark, producing 11 more first-rounders than second-place Joe Paterno (33). After the 2021 NFL Draft, Alabama became the first school in the modern draft era to have four wide receivers drafted in the first round in a two-year span (2020 – Henry Ruggs III, Jerry Jeudy; 2021 – DeVonta Smith, Jaylen Waddle) and one of just two schools (Oklahoma) to have quarterbacks selected in the first round in back-to-back years (2020 – Tua Tagovailoa; 2021 – Mac Jones). With the first-round selection of Tagovailoa in the 2020 NFL Draft, Saban has produced at least one first-rounder at every starting position on offense and defense during his illustrious collegiate head coaching career.

#### Most NFL First Round Draft Picks by Head Coach (Through 2021 Draft)

Coach	School(s)	First Round Picks
1. NICK SABAN	Toledo, Michigan State, LSU, Alabama	44
2. Joe Paterno	Penn State	33
3. Bobby Bowden	Samford, West Virginia, Florida State	32

**CRIMSON TIDE IN THE NFL:** Alabama began the 2021-22 NFL season with a league-high 53 players active on NFL rosters. The 53 total players was three better than second-place Ohio State's 50. LSU ranked third with 46 active players while Georgia and Notre Dame were tied at 35 apiece to round out the top-five. Below is a look at where former Crimson Tide standouts are currently playing.

#### ALABAMA PLAYERS IN THE NFL

*Jonathan Allen	Washington Football Team	Defensive Tackle
Anthony Averett	Baltimore Ravens	Cornerback
Christian Barmore	New England Patriots	Defensive Tackle
Bradley Bozeman	Baltimore Ravens	Offensive Guard/Center
Deonte Brown	Carolina Panthers	Offensive Guard
Isaiah Buggs	Pittsburgh Steelers	Defensive End
James Carpenter	Atlanta Falcons	Offensive Guard
^Ha Ha Clinton-Dix	Denver Broncos	Safety
Landon Collins	Washington Football Team	Safety
Amari Cooper	Dallas Cowboys	Wide Receiver
^Lester Cotton Sr.	Las Vegas Raiders	Offensive Guard
Raekwon Davis	Miami Dolphins	Defensive Tackle
Landon Dickerson	Philadelphia Eagles	Offensive Lineman
^Gehrig Dieter	Kansas City Chiefs	Wide Receiver
Trevon Diggs	Dallas Cowboys	Cornerback

*Kenyan Drake	Las Vegas Raiders	Running Back
Rashaan Evans	Tennessee Titans	Linebacker
Minkah Fitzpatrick	Pittsburgh Steelers	Safety
*Thomas Fletcher	Carolina Panthers	Long Snapper
Miller Forristall	Cleveland Browns	Tight End
^Robert Foster	Dallas Cowboys	Wide Receiver
*Shaun Dion Hamilton	Detroit Lions	Linebacker
Damien Harris	New England Patriots	Running Back
Najee Harris	Pittsburgh Steelers	Running Back
*Ronnie Harrison	Cleveland Browns	Safety
*J.C. Hassenauer	Pittsburgh Steelers	Center
*Derrick Henry	Tennessee Titans	Running Back
Don't'a Hightower	New England Patriots	Linebacker
O.J. Howard	Tampa Bay Buccaneers	Tight End
*Marlon Humphrey	Baltimore Ravens	Cornerback
Jalen Hurts	Philadelphia Eagles	Quarterback
*Mark Ingram II	New Orleans Saints	Running Back
Eddie Jackson	Chicago Bears	Safety
Kareem Jackson	Denver Broncos	Safety
Josh Jacobs	Las Vegas Raiders	Running Back
*Anfernee Jennings	New England Patriots	Linebacker
Jerry Jeudy	Denver Broncos	Wide Receiver
Julio Jones	Tennessee Titans	Wide Receiver
Mac Jones	New England Patriots	Quarterback
Ryan Kelly	Indianapolis Colts	Center
^Jared Mayden	Philadelphia Eagles	Defensive Back
Alex Leatherwood	Las Vegas Raiders	Offensive Tackle
Terrell Lewis	Los Angeles Rams	Outside Linebacker
*AJ McCarron	Atlanta Falcons	Quarterback
*Xavier McKinney	New York Giants	Safety
*Dylan Moses	Jacksonville Jaguars	Linebacker
C.J. Mosley	New York Jets	Linebacker
Da'Ron Payne	Washington Football Team	Defensive Tackle
^Ross Pierschbacher	New York Jets	Center/Offensive Guard
Reggie Ragland	New York Giants	Linebacker
Jarran Reed	Kansas City Chiefs	Defensive Tackle
*Calvin Ridley	Atlanta Falcons	Wide Receiver
A'Shawn Robinson	Los Angeles Rams	Defensive Tackle
Cam Robinson	Jacksonville Jaguars	Offensive Lineman
Cam Sims	Washington Football Team	Wide Receiver
DeVonta Smith	Philadelphia Eagles	Wide Receiver
*Irv Smith Jr.	Minnesota Vikings	Tight End
^Savion Smith	San Francisco 49ers	Cornerback
Damion Square	Las Vegas Raiders	Defensive Lineman
Patrick Surtain II	Denver Broncos	Cornerback
Tua Tagovailoa	Miami Dolphins	Quarterback
Deionte Thompson	Arizona Cardinals	Safety
^Dalvin Tomlinson	Minnesota Vikings	Defensive Tackle
Jaylen Waddle	Miami Dolphins	Wide Receiver
Levi Wallace	Buffalo Bills	Cornerback
Jonah Williams	Cincinnati Bengals	Offensive Tackle
Quinnen Williams	New York Jets	Defensive Lineman
Jedrick Wills Jr.	Cleveland Browns	Offensive Tackle
Mack Wilson	Cleveland Browns	Linebacker

\* - Reserve/Injured

^ - Practice Squad

Team listed is as of Dec. 17, 2021

## OFF-THE-FIELD NOTES

**ALABAMA DEGREES:** Alabama's success on the field over the past 14 seasons under Nick Saban has coincided with the Tide's success in the classroom. The 2021 squad is no exception as Alabama entered the season with 11 players who already have degrees in hand, including: Christopher Allen, Slade Bolden, Tommy Brown, Phidarian Mathis, Chris Owens (bachelor's and master's), Kendall Randolph, LaBryan Ray, Brian Robinson Jr., Major Tennison, Daniel Wright and Stephon Wynn Jr. The Crimson Tide added nine more degrees following the fall semester, including bachelor's degrees by Jalyn Armour-Davis, Braxton Barker, Darrian Dalcourt, DJ Dale, Josh Jobe, Shane Lee, Jaylen Moody and a second by Wright, while Bolden added a master's degree. Alabama rolls into Bowl season with 18 players sporting 21 degrees. Since 2013, Alabama has seen 217 degrees earned (graduate and undergraduate) by players who were still suiting up for the Crimson Tide after they graduated. Since the 2010 season, Alabama has seen an impressive 28 players earn a master's degree before stepping foot on the field for the final time.

**GRADUATING WITH THE BEST:** The Alabama football team has not only been dominant on the field, but also in the classroom. The Crimson Tide posted a program record of 990 in the latest Academic Progress Rate (APR) figures released by the NCAA, which bettered the national average for Football Bowl Subdivision (FBS) teams by 22 points and earning public recognition from the NCAA for their APR score figuring in the top-10 percentile nationally among all football teams. The Tide posted an 86 in the most recent Graduation Success Rate (GSR) figures. Alabama's GSR ranked fourth amongst Southeastern Conference football programs, marking the 13th year in a row that the Tide football squad has ranked in the top four in the SEC by GSR. Alabama's latest GSR is also five points better than the FBS national average.

**ACADEMIC PROWESS:** The Tide has been a model of success on the football field, but the team has generated plenty of accolades in the classroom as well. Below are some of the academic highlights under Nick Saban.

- Mac Jones was indicative of Alabama's athletic and academic success in 2020-21. The quarterback of Alabama's 2020 CFP National and SEC Championship squad and a first-round pick by the New England Patriots, he was named the CoSIDA Academic All-American of the Year, an honor that recognizes the top scholar-athlete in all of NCAA Division I regardless of sport or gender.
- Jones is the fourth Crimson Tide student-athlete to earn the prestigious accolade, giving Alabama the most honorees in the award's history, joining Brooke Pancake (women's golf/2012), Barrett Jones (football/2013) and Kim Jacob (gymnastics/2014).
- Mac Jones and Landon Dickerson both earned First Team Football Academic All-America honors following the 2020 season.
- Including 2020 honorees Mac Jones and Landon Dickerson, a total of 25 Alabama football players have earned Academic All-America recognition 30 times with Barrett Jones, Johnny Musso and Randy Hall all earning multiple honors.
- The Tide's continual success on the football field over the past dozen years has coincided with its success in the classroom. The Tide's last six national title teams (2009, 2011, 2012, 2015, 2017, 2020) included 139 players who had earned their degrees prior to game time.
- The 2020 squad led the nation in terms of graduates on its roster with 25 entering bowl season. The Tide also led the nation in graduates on its roster during postseason play in 2015 (29), 2014 (22) and 2013 (28).
- Including Mac Jones following the 2020 season, Alabama student-athletes have been voted the SEC Scholar-Athlete of the Year for their respective sports a conference-record 62 times spanning 13 different teams since the honor's inception in 2003, tallying more than a dozen honors better than the next closest school. That total includes a league-record eight honorees during the 2019-20 academic year.

**ALABAMA ATHLETICS AS A WHOLE:** The University of Alabama has built a total program, winning championships on the field while bringing home numerous academic accolades in the classroom.

- Since 2008, Crimson Tide athletics teams have won 12 national championships in five different sports and 32 SEC championships in nine different sports. Overall, Tuscaloosa is home to 28 national and 113 SEC team titles in its program's history.
- In addition to team championships, Alabama student-athletes have won a total of 107 individual titles in nine different sports.
- Academically, UA's more than 600 student-athletes averaged over a 3.3 grade point average during 2020-21. All 17 programs earned better than a 2.8 GPA with 15 earning better than a 3.0. A total of 10 Tide teams earned over a 3.5 GPA for the year, marking the 11th year in a row that at least five teams have met that standard.
- As impressive as those numbers are, perhaps nowhere has Alabama Athletics' continued academic prowess been on better display as when it comes to the CoSIDA Academic All-America program. The Tide was once again among the national leaders when it comes to Academic All-Americans, totaling a school-record 18 during the 2020-21 academic year. That total makes Alabama the only school to earn double-digit honors the last eight years in a row.
- With its 2020-21 tally, Alabama has earned Academic All-America honors 174 times since 2000 and 96 times over the past eight years. Overall, Alabama leads the Southeastern Conference with a total of 210 Academic All-American honors and is ranked fifth all-time among NCAA Division I schools after breaking into the exclusive 200-plus club this past year.
- The Crimson Tide also added to its list of CoSIDA Academic All-Americans of the Year in 2020-21, when Mac Jones was recognized as the premiere scholar-athlete regardless of sport or gender. Jones' honors are the fourth for Alabama, giving the Tide the most in the award's history.
- On the conference level, Tide student-athletes have been voted SEC Scholar-Athlete of the Year for their respective sports a league-record 62 times since the honor's inception in 2003, tallying more than a dozen better than the next closest school over that span. Alabama's total includes a single-season, conference-record eight honors during the 2019-20 academic year.

**CRIMSON TIDE IN THE COMMUNITY:** Alabama football continues give back to Tuscaloosa and the surrounding areas in terms of community service projects, including taking part in 18 Habitat for Humanity builds (one for each Alabama football national championship) as part of Habitat's partnership with the Nick's Kids Foundation. Additionally, team members volunteer their time across numerous activities, including in schools, hospitals, local food banks, retirement homes and on campus.

**PROS AT GIVING BACK TO THE COMMUNITY:** Alabama football is known for producing elite athletes on the field at the next level, but former Crimson Tide players have also gone on to produce exceptional results off the field once they reach the NFL. On Tuesday, Dec. 7, the league announced its 2021 Walter Payton NFL Man of the Year nominees for each of the 32 teams. Included on that list was four former Crimson Tide players including Jonathan Allen, Bradley Bozeman, Derrick Henry and Quinnen Williams. The award was first established in 1970 and was renamed after the late Hall of Fame running back Walter Payton in 1999. All 32 nominees will receive up to a \$40,000 donation in their name to their charity of choice. The winner of the Walter Payton NFL Man of the Year award will also receive a \$250,000 donation to the charity of their choice.

ALABAMA FOOTBALL CAREER PARTICIPATION CHART

	Career G-GS	2021 G-GS	2020 G-GS	2019 G-GS	2018 G-GS	2017 G-GS	Consecutive Games	Consecutive Starts
Chase Allen (KO)	8-5	—	8-5	—	—	—	—	—
Christopher Allen	34-5	1-1	13-4	13-0	RS	7-0	—	—
Will Anderson Jr.	26-26	13-13	13-13	—	—	—	26	26
Jalyn Armour-Davis	28-10	10-10	10-0	8-0	RS	—	—	—
Javon Baker	19-0	10-0	9-0	—	—	—	6	—
Braxton Barker	1-0	1-0	—	—	RS	—	—	—
Jordan Battle	39-29	13-13	13-12	13-4	—	—	39	22
Jahleel Billingsley	34-5	13-1	12-4	9-0	—	—	23	—
Kendrick Blackshire	8-0	8-0	—	—	—	—	1	—
Slade Bolden	40-11	13-8	13-3	13-0	1-0 (RS)	—	39	4
Tanner Bowles	6-0	1-0	4-0	1-0 (RS)	—	—	—	—
Brian Branch	25-8	13-5	12-3	—	—	—	25	2
Chris Braswell	12-0	12-0	RS	—	—	—	1	—
Ja'Corey Brooks	13-0	13-0	—	—	—	—	13	—
Tommy Brown	27-1	9-1	10-0	8-0	RS	—	—	—
James Burnip (P)	13-13	13-13	TR	—	—	—	13	13
Jamil Burroughs	9-0	3-0	6-0	—	—	—	—	—
Javion Cohen	17-12	12-12	5-0	—	—	—	3	3
Darrian Dalcourt	26-11	11-11	8-0	7-0	—	—	—	—
DJ Dale	34-32	11-10	13-12	10-10	—	—	1	1
JoJo Earle	10-1	10-1	—	—	—	—	—	—
Justin Eboigbe	36-14	13-3	13-9	10-2	—	—	30	—
Emil Ekiyor Jr.	36-26	13-13	13-13	8-0	2-0 (RS)	—	26	26
Terrence Ferguson II	1-0	1-0	—	—	—	—	—	—
Damieon George Jr.	13-3	10-3	3-0	—	—	—	7	—
Monkell Goodwine	2-0	2-0	—	—	—	—	—	—
Agiye Hall	5-0	5-0	—	—	—	—	—	—
Christian Harris	39-38	13-13	13-13	13-12	—	—	39	35
DeMarcco Hellams	39-13	13-10	13-3	13-0	—	—	39	5
Kneeland Hibbett (SN)	13-13	13-13	—	—	—	—	13	13
Traeshon Holden	18-0	13-0	5-0	—	—	—	13	—
Braylen Ingraham	4-0	—	2-0	2-0 (RS)	—	—	—	—
Khyree Jackson	10-0	10-0	TR	—	—	—	7	—
Josh Jobe	51-26	12-11	13-13	12-2	14-0	—	11	4
Sam Johnson (P)	4-4	—	4-4	—	—	—	—	—
Thaiu Jones-Bell	7-0	4-0	3-0	—	—	—	—	—
Demouy Kennedy	16-0	13-0	3-0	—	—	—	13	—
Amari Kight	9-0	6-0	2-0	1-0 (RS)	—	—	—	—
Jah-Marien Latham	4-0	3-0	1-0	—	—	—	1	—
JC Latham	12-0	12-0	—	—	—	—	—	—
Cameron Latu	38-12	13-12	12-0	11-0	2-0 (RS)	—	16	12
Deontae Lawson	4-0	4-0	—	—	—	—	—	—
Christian Leary	6-0	6-0	—	—	—	—	4	—
Shane Lee	27-13	9-0	5-0	13-13	—	—	8	—
Jack Martin	4-0	4-0	TR	—	—	—	—	—
Phidarian Mathis	53-18	13-10	13-6	12-2	15-0	RS	28	10
Jase McClellan	18-1	5-1	13-0	—	—	—	—	—
Kool-Aid McKinstry	13-4	13-4	—	—	—	—	13	2
Seth McLaughlin	10-1	8-1	2-0	—	—	—	2	1
John Metchie III	39-24	13-13	13-11	13-0	—	—	39	24
Jalen Milroe	4-0	4-0	—	—	—	—	—	—
Jaylen Moody	53-0	13-0	13-0	13-0	14-0	—	44	—
Malachi Moore	24-19	13-9	11-10	—	—	—	13	—
King Mwikuta	33-0	12-0	11-0	10-0	—	—	8	—
Evan Neal	38-38	13-13	12-12	13-13	—	—	16	16
Robbie Ouzts	11-0	11-0	—	—	—	—	—	—
Chris Owens	51-18	13-11	11-3	11-4	13-0	3-0	22	1
Ty Perine (P)	6-5	—	—	6-5	—	—	—	—
Pierce Quick	8-0	1-0	3-0	4-0 (RS)	—	—	—	—
Kendall Randolph	39-13	13-4	13-6	13-3	—	RS	39	—
LaBryan Ray	42-9	11-2	7-3	3-3 (RS)	15-1	6-0	11	—
Will Reichard (PK)	31-31	13-13	13-13	5-5	—	—	26	26
Brian Robinson Jr.	64-12	12-12	13-0	13-0	15-0	11-0	9	9
Jahquez Robinson	1-0	1-0	—	—	—	—	—	—
Quandarrius Robinson	7-0	7-0	RS	—	—	—	—	—
Drew Sanders	23-3	10-3	13-0	—	—	—	5	—
Trey Sanders	15-0	11-0	4-0	RS	—	—	4	—
DeVonta Smith	7-0	7-0	—	—	—	—	5	—
Tim Smith	23-2	13-2	10-0	—	—	—	23	—
Kristian Story	10-0	10-0	RS	—	—	—	2	—
Major Tennison	35-1	1-0	12-0	13-1	4-0 (RS)	5-0	—	—
Henry To'oTo'o	13-13	13-13	TR	—	—	—	13	13
Dallas Turner	13-3	13-3	—	—	—	—	13	—
Paul Tyson	13-0	12-0	—	1-0 (RS)	—	—	—	—
Jameson Williams	13-13	13-13	TR	—	—	—	13	13
Roydell Williams	18-0	10-0	8-0	—	—	—	—	—
Daniel Wright	57-12	13-2	13-10	13-0	4-0 (RS)	14-0	39	—
Stephon Wynn Jr.	21-0	7-0	2-0	9-0	3-0 (RS)	—	—	—
Bryce Young	22-13	13-13	9-0	—	—	—	14	13
Byron Young	39-11	13-5	13-1	13-5	—	—	39	3



### ALABAMA'S MILESTONE VICTORIES

Win	Result of Game (Date and Site)
1	Alabama 56, Birmingham HS 0 Nov. 11, 1892 - Birmingham, Ala.
100	Alabama 49, Ole Miss 0 Oct. 11, 1919 - Tuscaloosa, Ala.
150	Alabama 34, Florida 0 Nov. 14, 1925 - Montgomery, Ala.
200	Alabama 28, George Washington 6 Oct. 8, 1932 - Washington, D.C.
250	Alabama 26, Kentucky 6 Oct. 29, 1938 - Lexington, Ky.
300	Alabama 54, SW Louisiana 0 Oct. 12, 1946 - Tuscaloosa, Ala.
350	Alabama 33, Georgia 12 Oct. 31, 1953 - Athens, Ga.
400	Alabama 36, Miami (Fla.) 3 Nov. 10, 1962 - Tuscaloosa, Ala.
450	Alabama 17, Southern Miss 14 Sept. 28, 1968 - Mobile, Ala.
500	Alabama 21, LSU 7 Nov. 22, 1973 - Baton Rouge, La.
550	Alabama 35, Virginia Tech 0 Oct. 28, 1978 - Tuscaloosa, Ala.
600	Alabama 28, Southern Miss 16 Nov. 12, 1983 - Birmingham, Ala.
650	Alabama 32, LSU 16 Nov. 11, 1989 - Baton Rouge, La.
700	Alabama 23, Ole Miss 9 Oct. 21, 1995 - Oxford, Miss.
750	Alabama 34, Tennessee 14 Oct. 26, 2002 - Knoxville, Tenn.
800	Alabama 30, Mississippi State 10 Nov. 13, 2010 - Tuscaloosa, Ala.
850	Alabama 42, Missouri 13 Dec. 6, 2014 - Atlanta, Ga.
900	Alabama 29, LSU 0 Nov. 3, 2018 - Baton Rouge, La.

### ALABAMA'S 10-WIN FOOTBALL SEASONS [41]

Year	Record
1920	10-1
1925	10-0
1930	10-0
1934	10-0
1945	10-0
1952	10-2
1961	11-0
1962	10-2
1964	10-1
1966	11-0
1971	11-1
1972	10-2
1973	11-1
1974	11-1
1975	11-1
1977	11-1
1978	11-1
1979	12-0
1980	10-2
1986	10-3
1989	10-2
1991	11-1
1992	13-0
1994	12-1
1996	10-3
1999	10-3
2002	10-3
2008	12-2
2009	14-0
2010	10-3
2011	12-1
2012	13-1
2013	11-2
2014	12-2
2015	14-1
2016	14-1
2017	13-1
2018	14-1
2019	11-2
2020	13-0
2021	12-1

### BRYANT-DENNY STADIUM ALL-TIME OPPONENTS

Opponent	Record
<b>ARKANSAS</b>	<b>13-2</b>
Arkansas State	2-0
Auburn	6-5
BYU	1-0
Central Florida	0-1
Charleston Southern	1-0
Chattanooga	7-0
Cincinnati	2-0
The Citadel	1-0
Clemson	6-0
Colorado State	2-0
Duke	1-0
Duquesne	2-0
Florida	8-4
Florida Atlantic	2-0
Florida International	2-0
Florida State	2-0
Fresno State	1-0
Furman	3-0
Georgia	6-2
Georgia Southern	1-0
Georgia State	2-0
Hawai'i	1-0
Houston	5-0
Howard	9-0
Kent State	2-0
Kentucky	9-0
<b>LSU</b>	<b>10-9</b>
Louisiana (Lafayette)	5-0
Louisiana Tech	0-1
ULM	2-1
Louisville	2-0
<b>MERCER</b>	<b>4-0</b>
Memphis	4-0
Miami (Fla.)	6-0
Middle Tennessee	2-0
Millsaps	1-0
<b>OLE MISS</b>	<b>20-2</b>
Mississippi College	1-0
Mississippi State	39-8-1
Missouri	1-0
<b>NEW MEXICO STATE</b>	<b>2-0</b>
N.C. State	4-0
North Texas	4-0
Northern Illinois	0-1
Oglethorpe	1-0
Oklahoma	0-1
Penn State	2-2
Pensacola N.A.S.	1-0
Richmond	1-0
Rutgers	1-0
San Jose State	1-0
Sewanee	1-0
South Carolina	8-1
<b>SOUTHERN MISS</b>	<b>22-1-1</b>
Southwestern Presbyterian	1-0
Tampa	1-0
Temple	1-0
<b>TENNESSEE</b>	<b>9-3</b>
Texas A&M	4-1
TCU	0-2
Tulane	2-0
Tulsa	3-0
UCLA	0-1
Utah State	2-0
Vanderbilt	15-1
Villanova	0-1
Virginia Tech	7-0
Washington	1-0
Western Carolina	5-0
Western Kentucky	3-0
Wichita State	1-0

**BOLD indicates 2021 home opponents**

## ALABAMA HEAD COACH NICK SABAN



## PREVIOUS COACHING EXPERIENCE

Miami Dolphins	Head Coach (2005-06)
LSU	Head Coach (2000-04)
Michigan State	Head Coach (1995-99)
Cleveland Browns	Def. Coordinator (1991-94)
Toledo	Head Coach (1990)
Houston Oilers	Secondary (1988-89)
Michigan State	Defensive Coordinator
	Secondary (1983-87)

## YEAR-BY-YEAR RECORD

## TOLEDO (9-2, .818)

Year	Overall	Conf.	Notes
1990	9-2	7-1	MAC Champs

## MICHIGAN STATE (34-24-1, .585)

Year	Overall	Conf.	Notes
1995	6-5-1	4-3-1	Independence Bowl
1996	6-6	5-3	Sun Bowl
1997	7-5	4-4	Aloha Bowl
1998	6-6	4-4	
1999	9-2	6-2	Second Place Big Ten

## LSU (48-16, .750)

Year	Overall	Conf.	Notes
2000	8-4	5-3	Peach Bowl
2001	10-3	5-3	SEC Champions; Sugar Bowl
2002	8-5	5-3	SEC West Champions; Cotton Bowl
2003	13-1	7-1	BCS and SEC Champions
2004	9-3	6-2	Capital One Bowl

## MIAMI DOLPHINS (15-17, .469)

Year	Overall	Notes
2005	9-7	Dolphins' 5-game improvement
2006	6-10	was among NFL's best

## ALABAMA [182-24, .884] (177-24, .881)

Year	Overall	Conf.	Notes
2007	%2-6 (7-6)	1-4 (4-4)	Independence Bowl
2008	12-2	8-0	Sugar Bowl
2009	14-0	8-0	BCS and SEC Champions
2010	10-3	5-3	Capital One Bowl Champs
2011	12-1	7-1	BCS National Champions
2012	13-1	7-1	BCS and SEC Champions
2013	11-2	7-1	Sugar Bowl
2014	12-2	7-1	SEC Champions; CFB Playoff
2015	14-1	7-1	CFP and SEC Champions
2016	14-1	8-0	SEC and Peach Bowl Champions
2017	13-1	7-1	CFP National Champions
2018	14-1	8-0	SEC and Orange Bowl Champions
2019	11-2	6-2	Citrus Bowl Champions
2020	13-0	10-0	CFP and SEC Champions
2021	12-1	7-1	SEC Champions

% Five wins later vacated by NCAA

<b>COLLEGE:</b>	[273-66-1, .804] 268-66-1 (.802)
<b>TOTAL:</b>	[288-83-1, .776] 283-83-1 (.773)

• Saban has compiled a 273-66-1 (.804) record as a college head coach. Entering the 2021 postseason, he has seven national championships – six at Alabama – 11 conference championships and 22 of his teams will have played in postseason bowl games, including a trip to the BCS National Championship Game following the 2003, 2009, 2011 and 2012 seasons and the College Football Playoff Semifinals in seven of the last eight seasons including five of the last six CFP National Championship Games.

• Saban is the only coach to win four BCS national championships, the only coach to win back-to-back BCS national championships and the only coach to win three CFP National Championships. He has won seven titles in his last 16 years coaching college football, most recently capturing the CFP National Championship following the 2020 season. Saban is one of three college coaches in the poll era (since 1936) to win three national championships in four years (2009, 2011-12). His title in 2020 moved him past Paul “Bear” Bryant for the most national championships in the poll era with seven.

• In 2009, Saban produced Alabama’s first national championship in 17 years by guiding the Crimson Tide to a 14-0 season with dominant wins over Florida in the SEC championship and Texas in the Citi BCS National Championship Game. He then followed that up with his second BCS championship in three years with a 21-0 shutout of LSU following the 2011 season at the Allstate BCS National Championship Game. Saban made it back-to-back BCS national championships in 2012 with a 42-14 win over Notre Dame in the Discover BCS National Championship Game. He took down Clemson, 45-40, to capture title No. 5 following the 2015 season in the CFP National Championship Game and took home his sixth national championship - and fifth at Alabama - in 2017 with a 26-23 overtime win over Georgia in the 2018 CFP National Championship Game. Saban’s most recent title came in dominating fashion as the Crimson Tide defeated Ohio State, 52-24, in the 2021 CFP National Championship Game in Miami Gardens, Fla.

• In addition to the on-field success, the 2011 team was also recognized with the Disney Spirit Award, which was presented to snapper Carson Tinker, for the team’s response to the community following the tornado that devastated Tuscaloosa on April 27, 2011. The Tide also had extensive success in the classroom that year with 38 SEC Academic Honor Roll selections, a league record, and produced an Academic All-American in Barrett Jones.

• A five-season run at LSU (2000-04) produced a record of 48-16 (.750), one national championship (2003), two Southeastern Conference championships and three SEC West Division championships. The Tigers constructed a 28-12 (.700) record against SEC opponents under Saban’s guidance. He was named the 2003 National Coach of the Year by the Associated Press and earned both the Paul W. “Bear” Bryant National Coach of the Year Award and the Eddie Robinson Coach of the Year Award by the Football Writers Association of America.

• Saban served as head coach at Michigan State from 1995-99, his second stint at the East Lansing school as he also spent 1983-87 as the Spartans’ defensive coordinator/secondary coach. Saban led MSU to a 34-24-1 (.585) record as head coach, including four postseason appearances. In 1999, Saban led his final Spartans team to a No. 7 national ranking as MSU finished in a tie for second in the Big Ten. The Spartans defeated Notre Dame, Michigan, Ohio State and Penn State in the same year for the first time since 1965 and recorded six wins at home for the first time since the 1912 season.

• Saban’s first head coaching position came at the University of Toledo in 1990, as he guided the Rockets to a record of 9-2 that year, finishing as co-champions of the Mid-American Conference. The Rockets ranked among the NCAA leaders in both total defense (12th at 284.8 yards) and scoring defense (16th at 16.2 points) and missed posting an undefeated record by a mere five points.

• A native of Fairmont, W.Va., Saban is a 1973 graduate of Kent State University where he earned a bachelor’s degree in business. He earned a master’s degree in sports administration from Kent State in 1975. Born October 31, 1951, Saban and his wife, the former Terry Constable, have two children, Nicholas and Kristen. They have one granddaughter, Amélie, and one grandson, James.

• At Michigan State, the Sabans started the Nick’s Kids Foundation, which is dedicated to raising awareness for deserving organizations throughout the state of Alabama and the southeast. Thanks to the generosity of the donors and the efforts of Nick and Terry Saban, the Nick’s Kids Foundation has donated over \$10 million dollars to many deserving organizations and causes since arriving in Tuscaloosa.

• Personally, Nick and Terry have given over \$1 million dollars to their First Generation Scholarship at The University of Alabama and have pledged \$1 million dollars to The Crimson Standard Initiative. They have also made major contributions to their church, St. Francis Catholic Church, to build the Saban Catholic Student Center that was completed in August of 2016. Their most recent project is the Saban Center.

## SABAN PERSONAL QUICK FACTS

<b>Born:</b>	October 31, 1951	
<b>Wife:</b>	Terry	
<b>Children:</b>	Nicholas and Kristen	
<b>Grandchildren:</b>	Amélie Saban, James Nickolas Setas	
<b>Education:</b>	Kent State	Kent State
	Bachelor’s Degree	Master’s Degree
	Business (1973)	Sports Administration (1975)

# SABAN YEAR-BY-YEAR RESULTS [PRIOR TO ALABAMA]

## 1990 - TOLEDO (9-2-0, 7-1 MAC)

Date	Opponent	Score
Sept. 8	at Miami (Ohio)	W, 20-14
Sept. 15	Northern Illinois	W, 23-14
Sept. 22	at Ball State	W, 28-16
Sept. 29	at Ohio	W, 27-20
Oct. 6	Eastern Michigan	W, 37-23
Oct. 13	Bowling Green	W, 19-13
Oct. 20	at Central Michigan	L, 12-13
Oct. 27	Kent State	W, 28-14
Nov. 3	at Western Michigan	W, 37-9
Nov. 10	Navy	L, 10-14
Nov. 17	Arkansas State	W, 43-28

## 1995 - MICHIGAN STATE (6-5-1, 4-3-1 Big 10)

Date	Opponent	Score
Sept. 9	Nebraska	L, 10-50
Sept. 16	at Louisville	W, 30-7
Sept. 23	at Purdue	T, 35-35
Sept. 30	Boston College	W, 25-21
Oct. 7	Iowa (HC)	L, 7-21
Oct. 14	at Illinois	W, 27-21
Oct. 21	Minnesota	W, 34-31
Oct. 28	at Wisconsin	L, 14-45
Nov. 4	Michigan	W, 28-25
Nov. 11	at Indiana	W, 31-13
Nov. 25	Penn State	L, 20-24
Dec. 29	vs. LSU (Independence Bowl)	L, 26-45

## 1996 - MICHIGAN STATE (6-6, 5-3 Big 10)

Date	Opponent	Score
Aug. 31	Purdue	W, 52-14
Sept. 7	at Nebraska	L, 14-55
Sept. 21	Louisville	L, 20-30
Sept. 28	Eastern Michigan	W, 47-0
Oct. 5	at Iowa	L, 30-37
Oct. 12	Illinois (HC)	W, 42-14
Oct. 19	at Minnesota	W, 27-9
Oct. 26	Wisconsin	W, 30-13
Nov. 2	at Michigan	L, 29-45
Nov. 9	Indiana	W, 38-15
Nov. 23	at Penn State	L, 29-32
Dec. 31	vs. Stanford (Sun Bowl)	L, 0-38

## 1997 - MICHIGAN STATE (7-5, 4-4)

Date	Opponent	Score
Sept. 6	Western Michigan	W, 42-10
Sept. 13	Memphis	W, 51-21
Sept. 20	at Notre Dame	W, 23-7
Oct. 4	Minnesota (HC)	W, 31-10
Oct. 11	at Indiana	W, 38-6
Oct. 18	at Northwestern	L, 17-19
Oct. 25	Michigan	L, 7-23
Nov. 1	Ohio State	L, 13-37
Nov. 8	at Purdue	L, 21-22
Nov. 22	at Illinois	W, 27-17
Nov. 29	Penn State	W, 49-14
Dec. 25	vs. Washington (Aloha Bowl)	L, 23-51

## 1998 - MICHIGAN STATE (6-6, 4-4 Big 10)

Date	Opponent	Score
Aug. 29	Colorado State	L, 16-23
Sept. 5	at Oregon	L, 14-48
Sept. 12	Notre Dame	W, 45-23
Sept. 26	at Michigan	L, 17-29
Oct. 3	Central Michigan	W, 38-7
Oct. 10	Indiana (HC) (2 OT)	W, 38-31
Oct. 24	at Minnesota	L, 18-19
Oct. 31	Northwestern	W, 29-5
Nov. 7	at Ohio State	W, 28-24
Nov. 14	Purdue	L, 24-25
Nov. 21	Illinois	W, 41-9
Nov. 28	at Penn State	L, 28-51

## 1999 - MICHIGAN STATE (9-2, 6-2 Big 10)

Date	Opponent	Score
Sept. 2	Oregon	W, 27-20
Sept. 11	Eastern Michigan	W, 51-7
Sept. 18	at Notre Dame	W, 23-13
Sept. 25	at Illinois	W, 27-10
Oct. 2	Iowa (HC)	W, 49-3
Oct. 9	Michigan	W, 34-31
Oct. 16	at Purdue	L, 28-52
Oct. 30	at Wisconsin	L, 10-40
Nov. 6	Ohio State	W, 23-7
Nov. 13	at Northwestern	W, 34-0
Nov. 20	Penn State	W, 35-28

## 2000 - LSU (8-4, 5-3 SEC)

Date	Opponent	Score
Sept. 2	Western Carolina	W, 58-0
Sept. 9	Houston	W, 28-13
Sept. 16	at Auburn	L, 17-34
Sept. 23	UAB (HC)	L, 10-13
Sept. 30	Tennessee (OT)	W, 38-31
Oct. 7	at Florida	L, 9-41
Oct. 14	Kentucky	W, 34-0
Oct. 21	Mississippi State (OT)	W, 45-38
Nov. 4	Alabama	W, 30-28
Nov. 11	at Ole Miss	W, 20-9
Nov. 24	at Arkansas	L, 3-14
Dec. 29	vs. Georgia Tech (Peach Bowl)	W, 28-14

## 2001 - LSU (10-3, 5-3 SEC)

Date	Opponent	Score
Sept. 1	Tulane	W, 48-17
Sept. 8	Utah State	W, 31-14
Sept. 29	at Tennessee	L, 18-26
Oct. 6	Florida	L, 15-44
Oct. 13	at Kentucky	W, 29-25
Oct. 20	at Mississippi State	W, 42-0
Oct. 27	Ole Miss	L, 24-35
Nov. 3	at Alabama	W, 35-21
Nov. 10	Middle Tennessee (HC)	W, 30-14
Nov. 23	Arkansas	W, 41-38
Dec. 1	Auburn	W, 27-14
Dec. 8	vs. Tennessee (SEC Championship)	W, 30-21
Jan. 1	vs. Illinois (Sugar Bowl)	W, 47-34

## 2002 - LSU (8-5, 5-3 SEC)

Date	Opponent	Score
Sept. 1	at Virginia Tech	L, 8-26
Sept. 7	The Citadel	W, 35-10
Sept. 14	Miami (Ohio)	W, 33-7
Sept. 28	Mississippi State	W, 31-13
Oct. 5	Louisiana-Lafayette (HC)	W, 48-0
Oct. 12	at Florida	W, 36-7
Oct. 19	South Carolina	W, 38-14
Oct. 26	at Auburn	L, 7-32
Nov. 9	at Kentucky	W, 33-30
Nov. 16	Alabama	L, 0-31
Nov. 23	Ole Miss	W, 14-13
Nov. 29	at Arkansas	L, 20-21
Jan. 1	vs. Texas (Cotton Bowl)	L, 20-35

## 2003 - LSU (13-1, 7-1 SEC)

Date	Opponent	Score
Aug. 30	Louisiana-Monroe	W, 49-7
Sept. 6	at Arizona	W, 59-13
Sept. 13	Western Illinois	W, 35-7
Sept. 20	Georgia	W, 17-10
Sept. 27	at Mississippi State	W, 41-6
Oct. 11	Florida	L, 7-19
Oct. 18	at South Carolina	W, 33-7
Oct. 25	Auburn	W, 31-7
Nov. 1	Louisiana Tech (HC)	W, 49-10
Nov. 15	at Alabama	W, 27-3
Nov. 22	at Ole Miss	W, 17-14
Nov. 29	Arkansas	W, 55-24
Dec. 6	vs. Georgia (SEC Championship)	W, 34-13
Jan. 4	vs. Oklahoma (BCS Championship)	W, 21-14

## 2004 - LSU (9-3, 6-2 SEC)

Date	Opponent	Score
Sept. 4	Oregon State (OT)	W, 22-21
Sept. 11	Arkansas State	W, 55-3
Sept. 18	at Auburn	L, 9-10
Sept. 25	Mississippi State	W, 55-0
Oct. 2	at Georgia	L, 16-45
Oct. 9	at Florida	W, 24-21
Oct. 23	Troy (HC)	W, 24-20
Oct. 30	Vanderbilt	W, 24-7
Nov. 13	Alabama	W, 26-10
Nov. 20	Ole Miss	W, 27-24
Nov. 26	Arkansas	W, 43-14
Jan. 1	vs. Iowa (Capital One Bowl)	L, 25-30

## 2007 - ALABAMA (2-6, 1-4 SEC) [7-6, 4-4 SEC]

Date	Opponent	Score
Sept. 1	Western Carolina	%W, 52-6
Sept. 8	at Vanderbilt	%W, 24-10
Sept. 15	Arkansas	%W, 41-38
Sept. 22	Georgia (OT)	L, 23-26
Sept. 29	vs. Florida State (Jacksonville)	L, 14-21
Oct. 6	Houston (HC)	%W, 30-24
Oct. 13	at Ole Miss	%W, 27-24
Oct. 20	Tennessee	W, 41-17
Nov. 3	LSU	L, 34-41
Nov. 10	at Mississippi State	L, 12-17
Nov. 17	Louisiana-Monroe	L, 14-21
Nov. 25	at Auburn	L, 10-17
Dec. 30	vs. Colorado (Independence Bowl)	W, 30-24
% Later vacated by NCAA ruling		

## 2008 - ALABAMA (12-2, 8-0 SEC)

Date	Opponent	Score
Aug. 30	vs. Clemson (Atlanta)	W, 34-10
Sept. 6	Tulane	W, 20-6
Sept. 13	Western Kentucky	W, 41-7
Sept. 20	at Arkansas	W, 49-14
Sept. 27	at Georgia	W, 41-30
Oct. 4	Kentucky	W, 17-14
Oct. 18	Ole Miss	W, 24-20
Oct. 25	at Tennessee	W, 29-9
Nov. 1	Arkansas State (HC)	W, 35-0
Nov. 8	at LSU (OT)	W, 27-21
Nov. 15	Mississippi State	W, 32-7
Nov. 29	Auburn	W, 36-0
Dec. 6	vs. Florida (SEC Championship)	L, 20-31
Jan. 1	vs. Utah (Sugar Bowl)	L, 17-31

## 2009 - ALABAMA (14-0, 8-0 SEC)

Date	Opponent	Score
Sept. 5	vs. Virginia Tech (Atlanta)	W, 34-24
Sept. 12	Florida International	W, 40-14
Sept. 19	North Texas	W, 53-7
Sept. 26	Arkansas	W, 35-7
Oct. 3	at Kentucky	W, 38-20
Oct. 10	at Ole Miss	W, 22-3
Oct. 17	South Carolina (HC)	W, 20-6
Oct. 24	Tennessee	W, 12-10
Nov. 7	LSU	W, 24-15
Nov. 14	at Mississippi State	W, 31-3
Nov. 21	Chattanooga	W, 45-0
Nov. 27	at Auburn	W, 26-21
Dec. 5	vs. Florida (SEC Championship)	W, 32-13
Jan. 7	vs. Texas (BCS Championship)	W, 37-21

# SABAN YEAR-BY-YEAR RESULTS [AT ALABAMA]

## 2010 - ALABAMA (10-3, 5-3 SEC)

Date	Opponent	Score
Sept. 4	San Jose State	W, 48-3
Sept. 11	Penn State	W, 24-3
Sept. 18	at Duke	W, 62-13
Sept. 25	at Arkansas	W, 24-20
Oct. 2	Florida	W, 31-6
Oct. 9	at South Carolina	L, 21-35
Oct. 16	Ole Miss (HC)	W, 23-10
Oct. 23	at Tennessee	W, 41-10
Nov. 6	at LSU	L, 21-24
Nov. 13	Mississippi State	W, 30-10
Nov. 18	Georgia State	W, 63-7
Nov. 26	Auburn	L, 27-28
Jan. 1	vs. Michigan State (Capital One Bowl)	W, 49-7

## 2011 - ALABAMA (12-1, 7-1 SEC)

Date	Opponent	Score
Sept. 3	Kent State	W, 48-7
Sept. 10	at Penn State	W, 27-11
Sept. 17	North Texas	W, 41-0
Sept. 24	Arkansas	W, 38-14
Oct. 1	at Florida	W, 38-10
Oct. 8	Vanderbilt	W, 34-0
Oct. 15	at Ole Miss	W, 52-7
Oct. 22	Tennessee	W, 37-6
Nov. 5	LSU (OT)	L, 6-9
Nov. 12	at Mississippi State	W, 24-7
Nov. 19	Georgia Southern	W, 45-21
Nov. 26	at Auburn	W, 42-14
Jan. 9	vs. LSU (BCS Championship)	W, 21-0

## 2012 - ALABAMA (13-1, 7-1 SEC)

Date	Opponent	Score
Sept. 1	vs. Michigan (Arlington)	W, 41-14
Sept. 8	Western Kentucky	W, 35-0
Sept. 15	at Arkansas	W, 52-0
Sept. 22	Florida Atlantic	W, 40-7
Sept. 29	Ole Miss	W, 33-14
Oct. 13	at Missouri	W, 42-10
Oct. 20	at Tennessee	W, 44-13
Oct. 27	Mississippi State	W, 38-7
Nov. 3	at LSU	W, 21-17
Nov. 10	Texas A&M	L, 24-29
Nov. 17	Western Carolina	W, 49-0
Nov. 24	Auburn	W, 49-0
Dec. 1	vs. Georgia (SEC Championship)	W, 32-28
Jan. 7	vs. Notre Dame (BCS Championship)	W, 42-14

## 2013 - ALABAMA (11-2, 7-1 SEC)

Date	Opponent	Score
Aug. 31	vs. Virginia Tech (Atlanta)	W, 35-10
Sept. 14	at Texas A&M	W, 49-42
Sept. 21	Colorado State	W, 31-6
Sept. 28	Ole Miss	W, 25-0
Oct. 5	Georgia State	W, 45-3
Oct. 12	at Kentucky	W, 48-7
Oct. 19	Arkansas	W, 52-0
Oct. 26	Tennessee	W, 45-10
Nov. 9	LSU	W, 38-17
Nov. 16	at Mississippi State	W, 20-7
Nov. 23	Chattanooga	W, 49-0
Nov. 30	at Auburn	L, 28-34
Jan. 2	vs. Oklahoma (Sugar Bowl)	L, 31-45

## 2014 - ALABAMA (12-2, 7-1 SEC)

Date	Opponent	Score
Aug. 30	vs. West Virginia (Atlanta)	W, 33-23
Sept. 6	Florida Atlantic	W, 41-0
Sept. 13	Southern Miss	W, 52-12
Sept. 20	Florida	W, 42-21
Oct. 4	at Ole Miss	L, 17-23
Oct. 11	at Arkansas	W, 14-13
Oct. 18	Texas A&M	W, 59-0
Oct. 25	at Tennessee	W, 34-20
Nov. 8	at LSU (OT)	W, 20-13
Nov. 15	Mississippi State	W, 25-20
Nov. 22	Western Carolina	W, 48-14
Nov. 29	Auburn	W, 55-44
Dec. 6	vs. Missouri (SEC Championship)	W, 42-13
Jan. 1	vs. Ohio State (CFP Semifinal)	L, 35-42

## 2015 - ALABAMA (14-1, 7-1 SEC)

Date	Opponent	Score
Sept. 5	vs. Wisconsin (Arlington)	W, 35-17
Sept. 12	Middle Tennessee	W, 37-10
Sept. 19	Ole Miss	L, 37-43
Sept. 26	Louisiana-Monroe	W, 34-0
Oct. 3	at Georgia	W, 38-10
Oct. 10	Arkansas	W, 27-14
Oct. 17	at Texas A&M	W, 41-23
Oct. 24	Tennessee	W, 19-14
Nov. 7	LSU	W, 30-16
Nov. 14	at Mississippi State	W, 31-6
Nov. 21	Charleston Southern	W, 56-6
Nov. 28	at Auburn	W, 29-13
Dec. 5	vs. Florida (SEC Championship)	W, 29-15
Dec. 31	vs. Michigan State (CFP Semifinal)	W, 38-0
Jan. 11	vs. Clemson (CFP Championship)	W, 45-40

## 2016 - ALABAMA (14-1, 8-0 SEC)

Date	Opponent	Score
Sept. 3	vs. USC (Arlington)	W, 52-6
Sept. 10	Western Kentucky	W, 38-10
Sept. 17	at Ole Miss	W, 48-43
Sept. 24	Kent State	W, 48-0
Oct. 1	Kentucky	W, 34-6
Oct. 8	at Arkansas	W, 49-30
Oct. 15	at Tennessee	W, 49-10
Oct. 22	Texas A&M	W, 33-14
Nov. 5	at LSU	W, 10-0
Nov. 12	Mississippi State	W, 51-3
Nov. 19	Chattanooga	W, 31-3
Nov. 26	Auburn	W, 30-12
Dec. 3	vs. Florida (SEC Championship)	W, 54-16
Dec. 31	vs. Washington (CFP Semifinal)	W, 24-7
Jan. 9	vs. Clemson (CFP Championship)	L, 31-35

## 2017 - ALABAMA (13-1, 7-1 SEC)

Date	Opponent	Score
Sept. 2	vs. Florida State (Atlanta)	W, 24-7
Sept. 9	Fresno State	W, 41-10
Sept. 16	Colorado State	W, 41-23
Sept. 23	at Vanderbilt	W, 59-0
Sept. 30	Ole Miss	W, 66-3
Oct. 7	at Texas A&M	W, 27-19
Oct. 14	Arkansas	W, 41-9
Oct. 21	Tennessee	W, 45-7
Nov. 4	LSU	W, 24-10
Nov. 11	at Mississippi State	W, 31-24
Nov. 18	Mercer	W, 56-0
Nov. 25	at Auburn	L, 14-26
Jan. 1	vs. Clemson (CFP Semifinal)	W, 24-6
Jan. 8	vs. Georgia (CFP Championship) (OT)	W, 26-23

## 2018 - ALABAMA (14-1, 8-0 SEC)

Date	Opponent	Score
Sept. 1	vs. Louisville (Orlando)	W, 51-14
Sept. 8	Arkansas State	W, 57-7
Sept. 15	at Ole Miss	W, 62-7
Sept. 22	Texas A&M	W, 45-23
Sept. 29	Louisiana	W, 56-14
Oct. 6	at Arkansas	W, 65-31
Oct. 13	Missouri (HC)	W, 39-10
Oct. 20	at Tennessee	W, 58-21
Nov. 3	at LSU	W, 29-0
Nov. 10	Mississippi State	W, 24-0
Nov. 17	The Citadel	W, 50-17
Nov. 24	Auburn	W, 52-21
Dec. 1	vs. Georgia (SEC Championship)	W, 35-28
Dec. 29	vs. Oklahoma (CFP Semifinal)	W, 45-34
Jan. 7	vs. Clemson (CFP Championship)	L, 16-44

## 2019 - ALABAMA (11-2, 6-2 SEC)

Date	Opponent	Score
Aug. 31	vs. Duke (Atlanta)	W, 42-3
Sept. 7	New Mexico State	W, 62-10
Sept. 14	at South Carolina	W, 47-23
Sept. 21	Southern Miss	W, 49-7
Sept. 28	Ole Miss	W, 59-31
Oct. 12	at Texas A&M	W, 47-28
Oct. 19	Tennessee	W, 35-13
Oct. 26	Arkansas	W, 48-7
Nov. 9	LSU	L, 41-46
Nov. 16	at Mississippi State	W, 38-7
Nov. 23	Western Carolina	W, 66-3
Nov. 30	at Auburn	L, 45-48
Jan. 1	vs. Michigan	W, 35-16

## 2020 - ALABAMA (13-0, 10-0 SEC)

Date	Opponent	Score
Sept. 26	at Missouri	W, 38-19
Oct. 3	Texas A&M	W, 52-24
Oct. 10	at Ole Miss	W, 63-48
Oct. 17	Georgia	W, 41-24
Oct. 24	at Tennessee	W, 48-17
Oct. 31	Mississippi State	W, 41-0
Nov. 21	Kentucky	W, 63-3
Nov. 28	Auburn	W, 42-13
Dec. 5	at LSU	W, 55-17
Dec. 12	at Arkansas	W, 52-3
Dec. 19	vs. Florida (SEC Championship)	W, 52-46
Jan. 1	vs. Notre Dame (CFP Semifinal)	W, 31-14
Jan. 11	vs. Ohio State (CFP Championship)	W, 52-24

## 2021 - ALABAMA (12-1, 7-1 SEC)

Date	Opponent	Score
Sept. 4	vs. Miami (Atlanta)	W, 44-13
Sept. 11	Mercer	W, 48-14
Sept. 18	at Florida	W, 31-29
Sept. 25	Southern Miss	W, 63-14
Oct. 2	Ole Miss	W, 42-21
Oct. 9	at Texas A&M	L, 38-41
Oct. 16	at Mississippi State	W, 49-9
Nov. 6	LSU	W, 20-14
Nov. 13	New Mexico State	W, 59-3
Nov. 20	Arkansas	W, 42-35
Nov. 27	Auburn (4 OT)	W, 24-22
Dec. 4	vs. Georgia (SEC Championship)	W, 41-24



# THE LAST TIME IT HAPPENED

## INDIVIDUAL

Kickoff Returned for a Touchdown	Alabama:	Jameson Williams vs. Southern Miss in Tuscaloosa, Sept. 25, 2021 (100 yards) Jameson Williams vs. Southern Miss in Tuscaloosa, Sept. 25, 2021 (83 yards)
	Opponent:	Devon Achane, Texas A&M in College Station, Oct. 9, 2021 (96 yards)
Punt Returned for a Touchdown	Alabama:	DeVonta Smith vs. Arkansas in Fayetteville, Dec. 12, 2020 (84 yards)
	Opponent:	Antonio Callaway, Florida in Atlanta, Dec. 5, 2015 (85 yards)
Interception Returned for a Touchdown	Alabama:	Jordan Battle vs. Georgia in Atlanta, Dec. 4, 2021 (42 yards)
	Opponent:	Smoke Monday; Zakoby McClain, Auburn in Auburn, Nov. 30, 2019 (29 yards; 100 yards)
Fumble Return/Recovery for a Touchdown	Alabama:	Malachi Moore vs. Tennessee in Knoxville, Oct. 24, 2020 (28 yards)
	Opponent:	John Youngblood, Ole Miss in Oxford, Sept. 17, 2016 (44 yards)
Blocked Punt Returned for a Touchdown	Alabama:	Ja'Corey Brooks (blk)/King Mwikuta (ret) vs. Texas A&M in College Station, Oct. 9, 2021 (0 yards)
	Opponent:	Thomas Davis, Georgia in Athens, Oct. 4, 2003 (7 yards)
Blocked FG Returned for a Touchdown	Alabama:	Dont'a Hightower (blk)/Dre Kirkpatrick (ret) vs. Ga. Southern in Tuscaloosa, Nov. 19, 2011 (55 yards)
	Opponent:	Cornelius Washington (blk)/Alec Ogletree (ret), Georgia in Atlanta, Dec. 1, 2012 (55 yards)
Blocked PAT for Two-Point Conversion	Alabama:	Kenny Smith, Kecalif Bailey vs. East Carolina in Tuscaloosa, Oct. 17, 1998
	Opponent:	Jabari Zuniga (blk)/David Reese (ret), Florida in Atlanta, Dec. 3, 2016
Blocked Punt	Alabama:	Christian Leary vs. New Mexico State in Tuscaloosa, Nov. 13, 2021
	Opponent:	De'Shawn Rucker, Tennessee in Tuscaloosa, Oct. 23, 2021
Blocked PAT	Alabama:	Xavier McKinney vs. LSU in Tuscaloosa, Nov. 9, 2019
	Opponent:	Jayden Peevy, Texas A&M in College Station, Oct. 12, 2019
Blocked Field Goal	Alabama:	Will Anderson Jr. vs. Notre Dame in Arlington, Jan. 1, 2021
	Opponent:	Cornelius Washington, Georgia in Atlanta, Dec. 1, 2012
300-399 Yards Total Offense	Alabama:	366, Bryce Young vs. Mississippi State in Starkville, Oct. 16, 2021 (348 passing, 18 rushing)
	Opponent:	351, Stetson Bennett, Georgia in Atlanta, Dec. 4, 2021 (340 passing, 11 rushing)
400+ Yards Total Offense	Alabama:	461, Bryce Young vs. Georgia in Atlanta, Dec. 4, 2021 (421 passing, 40 rushing)
	Opponent:	408, Kyle Trask, Florida in Atlanta, Dec. 19, 2020 (408 passing, 0 rushing)
100 Yards Rushing	Alabama:	122, Brian Robinson Jr. vs. Arkansas in Tuscaloosa, Nov. 20, 2021
	Opponent:	104, Tyrion Davis-Price, LSU in Tuscaloosa, Nov. 6, 2021
200 Yards Rushing	Alabama:	206, Najee Harris vs. Ole Miss in Oxford, Oct. 10, 2020
	Opponent:	230, Ezekiel Elliott, Ohio State in New Orleans, Jan. 1, 2015
250 Yards Rushing	Alabama:	271, Derrick Henry vs. Auburn in Auburn, Nov. 28, 2015
	Opponent:	256, Bo Jackson, Auburn in Birmingham, Dec. 3, 1983
300 Yards Rushing	Alabama:	Has not occurred
	Opponent:	Has not occurred
Three Rushing Touchdowns	Alabama:	Brian Robinson Jr. vs. Tennessee in Tuscaloosa, Oct. 23, 2021
	Opponent:	Clyde Edwards-Helaire, LSU in Tuscaloosa, Nov. 9, 2019
Four Rushing Touchdowns	Alabama:	Brian Robinson Jr. vs. Ole Miss in Tuscaloosa, Oct. 2, 2021
	Opponent:	N/A
Five Rushing Touchdowns	Alabama:	Najee Harris vs. Ole Miss in Oxford, Oct. 10, 2020
	Opponent:	N/A
Two 100-Yard Rushers	Alabama:	Jalen Hurts (132); Bo Scarbrough (109) vs. Tennessee in Knoxville, Oct. 15, 2016
	Opponent:	Snoop Conner (128); Jerrion Ealy (120), Ole Miss in Oxford, Oct. 10, 2020
Three or More 100-Yard Rushers	Alabama:	4 (James Taylor, 142; Wilbur Jackson, 138; Calvin Culliver, 127; Richard Todd, 102) vs. Va. Tech in Tuscaloosa, Oct. 27, 1973
	Opponent:	Has not occurred

# THE LAST TIME IT HAPPENED

<b>300-399 Yards Passing</b>	<b>Alabama:</b>	<b>317, Bryce Young vs. Auburn in Auburn, Nov. 27, 2021</b>
	<b>Opponent:</b>	<b>340, Stetson Bennett, Georgia in Atlanta, Dec. 4, 2021</b>
<b>400-499 Yards Passing</b>	<b>Alabama:</b>	<b>421, Bryce Young vs. Georgia in Atlanta, Dec. 4, 2021</b>
	<b>Opponent:</b>	408, Kyle Trask, Florida in Atlanta, Dec. 19, 2020
<b>500-599 Yards Passing</b>	<b>Alabama:</b>	<b>559, Bryce Young vs. Arkansas in Tuscaloosa, Nov. 20, 2021</b>
	<b>Opponent:</b>	528, Rohan Davey, LSU in Tuscaloosa, Nov. 3, 2001
<b>Three Passing Touchdowns</b>	<b>Alabama:</b>	<b>Bryce Young vs. Georgia in Atlanta, Dec. 4, 2021</b>
	<b>Opponent:</b>	<b>Stetson Bennett, Georgia in Atlanta, Dec. 4, 2021</b>
<b>Four Passing Touchdowns</b>	<b>Alabama:</b>	<b>Bryce Young vs. Mississippi State in Starkville, Oct. 16, 2021</b>
	<b>Opponent:</b>	Deshaun Watson, Clemson in Glendale, Jan. 11, 2016
<b>Five Passing Touchdowns</b>	<b>Alabama:</b>	<b>Bryce Young vs. Arkansas in Tuscaloosa, Nov. 20, 2021</b>
	<b>Opponent:</b>	Johnny Manziel, Texas A&M in College Station, Sept. 14, 2013
Six Passing Touchdowns	Alabama:	Tua Tagovailoa vs. Ole Miss in Tuscaloosa, Sept. 28, 2019
	Opponent:	Danny Wuerffel, Florida in Atlanta, Dec. 7, 1996
<b>Three Interceptions Thrown</b>	Alabama:	Blake Sims vs. Ohio State in New Orleans, Jan. 1, 2015
	<b>Opponent:</b>	<b>Will Rogers III, Mississippi State in Starkville, Oct. 16, 2021</b>
Four Interceptions Thrown	Alabama:	Andrew Zow vs. Central Florida in Tuscaloosa, Oct. 28, 2000
	Opponent:	Drew Little, Georgia State in Tuscaloosa, Nov. 18, 2010
Five Interceptions Thrown	Alabama:	Jeff Rutledge vs. Nebraska in Lincoln, Sept. 17, 1977
	Opponent:	Kent Austin, Ole Miss in Tuscaloosa, Sept. 17, 1983
<b>10 or More Receptions in a Game</b>	<b>Alabama:</b>	<b>13, John Metchie III vs. Auburn in Auburn, Nov. 27, 2021</b>
	<b>Opponent:</b>	<b>10, Brock Bowers, Georgia in Atlanta, Dec. 4, 2021</b>
<b>100-199 Yards Receiving</b>	<b>Alabama:</b>	<b>184, Jameson Williams vs. Georgia in Atlanta, Dec. 4, 2021</b>
	<b>Opponent:</b>	<b>139, Brock Bowers, Georgia in Atlanta, Dec. 4, 2021</b>
200-299 Yards Receiving	Alabama:	215, DeVonta Smith vs. Ohio State in Miami Gardens, Jan. 11, 2021
	Opponent:	206, Sammie Coates, Auburn in Tuscaloosa, Nov. 29, 2014
<b>Two 100-Yard Receivers</b>	<b>Alabama:</b>	<b>190, Jameson Williams; 173 John Metchie III vs. Arkansas in Tuscaloosa, Nov. 20, 2021</b>
	<b>Opponent:</b>	153, Kadarius Toney; 129, Kyle Pitts, Florida in Atlanta, Dec. 19, 2020
Four or More Field Goals in a Game	Alabama:	5, Adam Griffith vs. Auburn in Auburn, Nov. 28, 2015
	Opponent:	4, Anders Carlson, Auburn in Auburn, Nov. 30, 2019
<b>50-Yard or Longer Field Goal</b>	<b>Alabama:</b>	<b>51, Will Reichard vs. Miami in Atlanta, Sept. 4, 2021</b>
	<b>Opponent:</b>	<b>50, Ethan Albertson, New Mexico State in Tuscaloosa, Nov. 13, 2021</b>
<b>Two Interceptions in a Game</b>	<b>Alabama:</b>	<b>Jordan Battle vs. Mississippi State in Starkville, Oct. 16, 2021</b>
	<b>Opponent:</b>	Daniel Thomas, Auburn in Tuscaloosa, Nov. 26, 2016
Three Interceptions in a Game	Alabama:	Minkah Fitzpatrick vs. Arkansas in Fayetteville, Oct. 8, 2016
	Opponent:	Has not occurred
<b>Three Quarterback Sacks in a Game</b>	Alabama:	Isaiah Buggs vs. Texas A&M in Tuscaloosa, Sept. 22, 2018 (3.5 total sacks)
	<b>Opponent:</b>	<b>Derick Hall, Auburn in Auburn, Nov. 27, 2021</b>
<b>Four Quarterback Sacks in a Game</b>	<b>Alabama:</b>	<b>Will Anderson Jr. vs. Mississippi State in Starkville, Oct. 16, 2021</b>
	<b>Opponent:</b>	Has not occurred
Five Quarterback Sacks in a Game	Alabama:	Derrick Thomas vs. Texas A&M in College Station, Dec. 1, 1988
	Opponent:	Has not occurred

# THE LAST TIME IT HAPPENED

## TEAM

Shutout (Defensive)	Alabama:	vs. Mississippi State (41-0) in Tuscaloosa, Oct. 31, 2020
	Opponent:	Auburn (9-0) in Tuscaloosa, Nov. 18, 2000
Safety	Alabama:	vs. Missouri in Tuscaloosa, Oct. 13, 2018 (Quinnen Williams sack)
	Opponent:	vs. Texas A&M in College Station, Oct. 7, 2017 (blocked punt out of back of end zone)
<b>Held to No Offensive Touchdowns</b>	Alabama:	vs. LSU in Tuscaloosa, Nov. 5, 2011
	<b>Opponent:</b>	<b>New Mexico State in Tuscaloosa, Nov. 13, 2021</b>
<b>30 First Downs in a Game</b>	<b>Alabama:</b>	<b>30 vs. New Mexico State in Tuscaloosa, Nov. 13, 2021</b>
	<b>Opponent:</b>	<b>30 by Georgia in Atlanta, Dec. 4, 2021</b>
Held Under 10 First Downs	Alabama:	8 vs. LSU in Baton Rouge, Nov. 13, 2004
	Opponent:	6 by Mississippi State in Tuscaloosa, Nov. 10, 2018
<b>450-499 Yards Total Offense</b>	<b>Alabama:</b>	<b>451 vs. Ole Miss in Tuscaloosa, Oct. 2, 2021 (241 passing, 210 rushing)</b>
	<b>Opponent:</b>	<b>468 by Arkansas in Tuscaloosa, Nov. 20, 2021 (358 passing, 110 rushing)</b>
<b>500-599 Yards Total Offense</b>	<b>Alabama:</b>	<b>536 vs. Georgia in Atlanta, Dec. 4, 2021 (421 passing, 115 rushing)</b>
	Opponent:	559 by LSU in Tuscaloosa, Nov. 9, 2019 (393 passing, 166 rushing)
<b>600-699 Yards Total Offense</b>	<b>Alabama:</b>	<b>671 vs. Arkansas in Tuscaloosa, Nov. 20, 2021 (559 passing, 112 rushing)</b>
	Opponent:	647 by Ole Miss in Oxford, Oct. 10, 2020 (379 passing, 268 rushing)
700+ Yards Total Offense	Alabama:	723 vs. Ole Miss in Oxford, Oct. 10, 2020 (417 passing, 306 rushing)
	Opponent:	Has not occurred
800+ Yards Total Offense	Alabama:	833 vs. Virginia Tech in Tuscaloosa, Oct. 27, 1973 (748 rushing, 85 passing)
	Opponent:	Has not occurred
<b>Held Under 200 Yards Total Offense in a Game</b>	Alabama:	172 vs. Tulane in Tuscaloosa, Sept. 13, 2008 (73 passing, 99 rushing)
	<b>Opponent:</b>	<b>159 by Auburn in Auburn, Nov. 27, 2021 (137 passing, 22 rushing)</b>
300+ Yards Rushing in a Game	Alabama:	306 vs. Ole Miss in Oxford, Oct. 10, 2020
	Opponent:	302 by Georgia Southern in Tuscaloosa, Nov. 19, 2011
400+ Yards Rushing in a Game	Alabama:	409 vs. Tennessee in Knoxville, Oct. 15, 2016
	Opponent:	485 by USC in Birmingham, Sept. 12, 1970
450+ Yards Rushing in a Game	Alabama:	496 vs. Vanderbilt in Nashville, Sept. 23, 2017
	Opponent:	485 by USC in Birmingham, Sept. 12, 1970
500+ Yards Rushing in a Game	Alabama:	514 vs. Mississippi State in Starkville, Nov. 1, 1986
	Opponent:	Has not occurred
600+ Yards Rushing in a Game	Alabama:	748 vs. Virginia Tech in Tuscaloosa, Oct. 27, 1973
	Opponent:	Has not occurred
700+ Yard Rushing in a Game	Alabama:	748 vs. Virginia Tech in Tuscaloosa, Oct. 27, 1973
	Opponent:	Has not occurred
<b>Held Under 100 Yards Rushing in a Game</b>	<b>Alabama:</b>	<b>71 vs. Auburn in Auburn, Nov. 27, 2021</b>
	<b>Opponent:</b>	<b>22 by Auburn in Auburn, Nov. 27, 2021</b>
<b>Negative Yards Rushing in a Game</b>	Alabama:	Has not occurred
	<b>Opponent:</b>	<b>-1 by Mississippi State in Starkville, Oct. 16, 2021</b>
<b>300-399 Yards Passing</b>	<b>Alabama:</b>	<b>317 vs. Auburn in Auburn, Nov. 27, 2021</b>
	<b>Opponent:</b>	<b>340 by Georgia in Atlanta, Dec. 4, 2021</b>
<b>400-499 Yards Passing</b>	<b>Alabama:</b>	<b>421 vs. Georgia in Atlanta, Dec. 4, 2021</b>
	Opponent:	408 by Florida in Atlanta, Dec. 19, 2020

# THE LAST TIME IT HAPPENED

<b>500 Yards Passing</b>	<b>Alabama:</b>	<b>559 vs. Arkansas in Tuscaloosa, Nov. 20, 2021</b>
	Opponent:	528 by LSU in Tuscaloosa, Nov. 3, 2001
Held Under 100 Yards Passing	Alabama:	57 vs. Washington in Atlanta, Dec. 31, 2016
	Opponent:	82 by Mississippi State in Starkville, Nov. 16, 2019
200 Yards in Punt Returns	Alabama:	204 vs. LSU in Baton Rouge, Nov. 10, 1947
	Opponent:	Has not occurred
200 Yards in Kickoff Returns	Alabama:	250 vs. Boston College in Birmingham, Sept. 8, 1984
	Opponent:	243 (8) by Virginia Tech in Atlanta, Sept. 5, 2009
<b>Scored 50-59 Points in a Game</b>	<b>Alabama:</b>	<b>59 vs. New Mexico State in Tuscaloosa, Nov. 13, 2021</b>
	Opponent:	51 by Tennessee in Tuscaloosa, Oct. 26, 2003
<b>Scored 60-69 Points in a Game</b>	<b>Alabama:</b>	<b>63 vs. Southern Miss in Tuscaloosa, Sept. 25, 2021</b>
	Opponent:	Has not occurred
Scored 70-79 Points in a Game	Alabama:	77 vs. Virginia Tech in Tuscaloosa, Oct. 27, 1973
	Opponent:	78 by Vanderbilt in Nashville, Oct. 20, 1906
Scored 80-89 Points in a Game	Alabama:	89 vs. Delta State in Tuscaloosa, Sept. 21, 1950
	Opponent:	Has not occurred
Scored 90 or More Points in a Game	Alabama:	110 vs. Marion Institute in Tuscaloosa, Sept. 30, 1922
	Opponent:	Has not occurred
Four Interceptions Thrown in a Game	Alabama:	vs. Kent State in Tuscaloosa, Sept. 3, 2011 (AJ McCarron, 2; Phillip Sims, 2)
	Opponent:	by Western Carolina in Tuscaloosa, Nov. 23, 2019 (Tyrie Adams 4)
Five Interceptions Thrown in a Game	Alabama:	vs. Penn State in Tuscaloosa, Oct. 29, 1990 (Gary Hollingsworth, 4; Danny Woodson, 1)
	Opponent:	by Ole Miss in Tuscaloosa, Sept. 17, 1983 (Kent Austin, 5)
<b>Five or More Quarterback Sacks in a Game</b>	<b>Alabama:</b>	<b>6 vs. Auburn in Auburn, Nov. 27, 2021</b>
	<b>Opponent:</b>	<b>7 by Auburn in Auburn, Nov. 27, 2021</b>
Five or More Fumbles	Alabama:	7 vs. South Carolina in Columbia, Sept. 29, 2001 (lost two)
	Opponent:	5 by Florida in Atlanta, Dec. 19, 2020 (lost two)
<b>40 Minutes Time of Possession</b>	<b>Alabama:</b>	<b>40:26 vs. Tennessee in Tuscaloosa, Oct. 23, 2021</b>
	Opponent:	N/A
Five Turnovers	Alabama:	vs. Ole Miss in Tuscaloosa, Sept. 19, 2015 (3 INT, 2 FUM)
	Opponent:	by Western Carolina in Tuscaloosa, Nov. 23, 2019 (4 INT, 1 FUM)
Six Turnovers	Alabama:	vs. Arkansas in Tuscaloosa, Sept. 25, 1999
	Opponent:	by Tennessee in Knoxville, Oct. 26, 2002
<b>Penalized for 100 Yards</b>	<b>Alabama:</b>	<b>129 vs. Auburn in Auburn, Nov. 27, 2021</b>
	Opponent:	106 by Mississippi in Tuscaloosa, Oct. 17, 2010
<b>Penalized for Less Than 20 Yards</b>	Alabama:	15 yards vs. Southern Miss in Tuscaloosa, Sept. 21, 2019
	<b>Opponent:</b>	<b>15 by New Mexico State in Tuscaloosa, Nov. 13, 2021</b>
15 or More Penalties	Alabama:	16 vs. Middle Tennessee in Tuscaloosa, Aug. 31, 2002
	Opponent:	15 by Mississippi State in Starkville, Nov. 11, 2000
Recovered Onside Kick	Alabama:	vs. Clemson in Glendale, Jan. 11, 2016 (Adam Griffith kick/Marlon Humphrey recovery)
	Opponent:	by Notre Dame in Arlington, Jan. 1, 2021



## CRIMSON TIDE SPORTS NETWORK

The multimedia rights holder for The University of Alabama is Crimson Tide Sports Marketing. CTSN is a property of LEARFIELD, headquartered in Plano, Texas. Jim Carabin serves as the network's general manager. CTSN may be reached by calling (205) 348-9600.

### Alabama Football on Radio and TV

Live Radio: Crimson Tide Sports Network  
CTS on Sirius/XM/SXM App: 84/84/84

Live TV: ESPN  
Sean McDonough, Todd Blackledge, Molly McGrath, Laura Rutledge

### CTSN Media Services

Friday, Dec. 31	11:30 a.m. (CT)	APS Crimson Tide Pregame Show Join Roger Hoover and Tyler Watts from the Crimson Tide Sports Network studios with Eli Gold live from the press box at AT&T Stadium in Arlington, Texas
	12:30 p.m.	Conecuh Sausage Crimson Tide Tailgate Show Roger Hoover, Rashad Johnson, Chris Stewart and John Parker Wilson preview today's game
	1:30 p.m.	Nick Saban Interview Eli Gold chats with Alabama head coach Nick Saban about today's game
	1:40 p.m.	Everwood Countdown to Kickoff Join Eli Gold, John Parker Wilson, Rashad Johnson and Chris Stewart live from AT&T Stadium leading up to kick-off
	2:30 p.m.	Kickoff Eli Gold with the play-by-play, John Parker Wilson with color commentary and Rashad Johnson from the sidelines; Chris Stewart is your host for the broadcast
	5:30 p.m.	Regions Bank 5th Quarter Show Eli Gold and John Parker Wilson with game stats and analysis along with the Nick Saban press conference and Rashad Johnson with player interviews
	6:30 p.m.	Everwood Crimson Tide Postgame Party Join Roger Hoover and Tyler Watts from the Crimson Tide Sports Network studios with more postgame reports and analysis

### CTSN RADIO AFFILIATES

Anniston	WHMA-FM 95.3
Arab	WAFN-FM 92.7
Ashland	WCKF-FM 100.7
Atlanta	WMLB-AM 1690
Birmingham	WBHJ-HD2 95.7
Birmingham	WBPT-FM 106.9
Birmingham	WENN-AM 1320
Birmingham	W261BX-FM 100.1
Birmingham	WPYA-FM 97.3
Brewton	WKNV-FM 106.3
Centre	WEIS-AM 990, WEIS-FM 100.5
Chattanooga, Tenn.	WUUQ-FM 97.3, WUUQ-FM 99.3
Columbia, Tenn.	WKOM-FM 101.7
Columbus, Ga.	WIOL-FM 95.7
Cookeville, Tenn.	WUCT-AM1600, WUCT-FM FM
Corinth, Miss.	WADI-FM 95.3
Cowan, Tenn.	WZYX-AM 1440
Cullman	WFMH-AM 1340
Decatur	WWTM-AM 1400, WWTM-FM 94.3
Dothan	WBBK-FM 93.1
Fayette	WLTX-AM 990, WLTX-FM 97.1
Fayetteville, Tenn.	WEKR-AM 1240
Florence	WYTK-FM 93.9
Ft. Walton Beach, Fla.	WZLB-FM 103.1
Gadsden	WAAX-AM 570, WAAX-FM 101.9, WGMZ-FM 93.1
Georgiana/Greenville	WFXX-FM 107.7
Haleyville	WWWH-FM 92.7
Hartsville, Tenn.	WTNK-AM 1090, WTNK-FM 93.5
Hattiesburg, Miss.	WFOR-AM 950, WFOR-FM 92.7
Hiland, Fla.	W292DM-FM 106.3
Honolulu, Hawaii	KKEA-AM 1420
Huntsville	WZZN-FM 97.7
Jackson, Ala.	WHOD-FM 94.5
Jackson, Miss.	WJQS-AM 1400, WJQS-FM 106.3
Lawrenceburg, Tenn.	WDXE-AM 1370
Linden/Demopolis	WINL-FM 98.5
Lynchburg, Tenn.	WHMT-AM 740, WHMT-FM 105.1
Meridian	WALT-AM 910, WALT-FM 102.1
Mobile	WNXP-FM 105.5, WZEW-FM 92.1
Monroeville	WMFC-FM 99.3
Montgomery	WLWI-AM 1440, WAFX-FM 95.1, WAFX-HD3 95.1-3
Murfreesboro, Tenn.	WPRT-FM 97.5
Nashville, Tenn. (Pegram)	WPRT-FM 102.5, WBUT-HD2 102.9
Opelika/Auburn	WZMG-AM 96.7
Opp	WAMI-FM 102.3
Panama City Beach, Fla.	WBPC-FM 95.1
Pensacola, Fla.	WPNN-AM 790, WPNN-FM 103.7
Port St. Joe / Apalachicola, Fla.	WFCT-FM 105.5
Russellville	WGOL-AM 920, WGOL-FM 100.7
Scottsboro	WKEA-FM 98.3
Selma	WDXX-FM 100.1
Spartanburg, S.C.	WASC-AM 1530
Sylacauga	WFEB-AM 1340, WFEB-FM 100.9
Tallassee	WTLS-AM 1300, WTLS-FM 106.5
Tuscaloosa	WFFN-FM 95.3, WTUG-FM 97.5, W261BT 100.1 FM, WNPT-FM 102.9, WTBC-AM 1230, WTSK-AM 790
Vernon	WJEC-FM 106.5
West Point, Ga.	WPCH-AM 1310
Winfield	WKXM-AM 1300, WKXM-FM 97.7



# 2021 ALABAMA ROSTER

## NUMERICAL ROSTER

1	Kool-Aid McKinstry	DB
1	Jameson Williams	WR
2	DeMarcco Hellams	DB
2	Jalen Milroe	QB
3	Daniel Wright	DB
4	Christopher Allen	LB
4	Brian Robinson Jr.	RB
5	Jalyn Armour-Davis	DB
5	Javon Baker	WR
6	Khyree Jackson	DB
6	Trey Sanders	RB
7	Braxton Barker	QB
7	Ja'Corey Brooks	WR
8	Christian Harris	LB
8	John Metchie III	WR
9	Jordan Battle	DB
9	Bryce Young	QB
10	JoJo Earle	WR
10	Henry To'oTo'o	LB
11	Traeshon Holden	WR
11	Kristian Story	DB
12	Terrion Arnold	DB
12	Christian Leary	RB
13	Malachi Moore	DB
14	Brian Branch	DB
14	Thaiu Jones-Bell	WR
15	Dallas Turner	LB
16	Will Reichard	PK
17	Paul Tyson	QB
18	Slade Bolden	WR
18	LaBryan Ray	DL
19	Jahleel Billingsley	TE
19	Stone Hollenbach	QB
19	Keanu Koht	LB
20	Drew Sanders	LB
21	Bryan Lanier	DB
21	Jase McClellan	RB
23	Jahquez Robinson	DB
23	Roydell Williams	RB
24	Clark Griffin	DB
25	Camar Wheaton	RB
26	Jonathan Bennett	RB
27	DeVonta Smith	DB
28	Josh Jobe	DB
29	Elijah Crockett	RB
29	Blake Pugh	DB
30	King Mwikuta	LB
30	DJ Rias	WR
31	Will Anderson Jr.	LB
31	Shatarius Williams	WR
32	Deontae Lawson	LB
34	Quandarius Robinson	LB
35	Shane Lee	LB
35	Austin Owens	RB
36	Bret Bolin	WR
36	Ian Jackson	LB
37	Demouy Kennedy	RB
37	Sam Willoughby	WR
38	Jalen Edwards	DB
39	Carson Ware	DB
40	Kendrick Blackshire	LB
41	Chris Braswell	LB
42	Jaylen Moody	LB

No.	Name	Pos.	Class	Ht.	Wt.	Exp.	Hometown/Last School
82	Chase Allen	PK	So.	6-2	188	1L	Colleyville, Texas/Colleyville Heritage
4	Christopher Allen	LB	R-Sr.	6-4	242	3L	Baton Rouge, La./Southern Lab School
31	Will Anderson Jr.	LB	So.	6-4	243	1L	Hampton, Ga./Dutchtown
5	Jalyn Armour-Davis	DB	R-Jr.	6-1	192	2L	Mobile, Ala./St. Paul's
12	Terrion Arnold	DB	Fr.	6-0	188	HS	Tallahassee, Fla./John Paul II Catholic
5	Javon Baker	WR	So.	6-2	206	1L	Atlanta, Ga./McEachern
7	Braxton Barker	QB	R-Jr.	6-1	202	SQ	Birmingham, Ala./Spain Park
59	Anquin Barnes Jr.	DL	Fr.	6-5	305	HS	Montgomery, Ala./Robert E. Lee
9	Jordan Battle	DB	Jr.	6-1	210	2L	Fort Lauderdale, Fla./St. Thomas Aquinas
26	Jonathan Bennett	RB	So.	5-8	178	SQ	Birmingham, Ala./Oak Mountain
19	Jahleel Billingsley	TE	Jr.	6-4	230	2L	Chicago, Ill./Phillips Academy
40	Kendrick Blackshire	LB	Fr.	6-2	232	HS	Duncanville, Texas/Duncanville
18	Slade Bolden	WR	R-Jr.	5-11	194	2L	West Monroe, La./West Monroe
36	Bret Bolin	WR	R-Sr.	6-0	176	SQ	Lemont, Ill./Lemont/Indiana
51	Tanner Bowles	OL	R-So.	6-5	293	1L	Glasgow, Ky./Glasgow
84	Jacoby Boykins	WR	Fr.	5-11	182	HS	Houston, Texas/Lamar
14	Brian Branch	DB	So.	6-0	190	1L	Tyrone, Ga./Sandy Creek
41	Chris Braswell	LB	So.	6-3	240	SQ	Baltimore, Md./St. Frances Academy
58	James Brockermeyer	OL	Fr.	6-3	281	HS	Fort Worth, Texas/All Saints Episcopal
76	Tommy Brockermeyer	OL	Fr.	6-5	305	HS	Fort Worth, Texas/All Saints Episcopal
7	Ja'Corey Brooks	WR	Fr.	6-2	190	HS	Miami, Fla./IMG Academy
75	Tommy Brown	OL	R-Jr.	6-7	320	2L	Santa Ana, Calif./Mater Dei
56	Colin Bryant	TE	Fr.	6-3	218	HS	Mount Pleasant, S.C./Wando
86	J'Kolbe Bullock	WR	Fr.	6-3	175	HS	Frisco, Texas/Memorial
86	James Burnip	P	R-Fr.	6-6	216	TR	Mount Macedon, Victoria AU/Victoria University, Melbourne
98	Jamil Burroughs	DL	So.	6-3	312	1L	Powder Springs, Ga./McEachern
87	Caden Clark	TE	Fr.	6-4	258	HS	Akron, Ohio/Archbishop Hoban
70	Javion Cohen	OL	So.	6-4	305	1L	Phenix City, Ala./Central
97	Keelan Cox	DL	So.	6-5	240	TR	Missouri City, Texas/Manvel/Tyler J.C.
29	Elijah Crockett	RB	Fr.	5-11	210	HS	Chino Hills, Calif./Ruben S. Ayala
71	Darrian Dalcourt	OL	Jr.	6-3	300	2L	Havre de Grace, Md./St. Frances Academy
94	DJ Dale	DL	Jr.	6-3	300	2L	Birmingham, Ala./Clay-Chalkville
10	JoJo Earle	WR	Fr.	5-10	170	HS	Aledo, Texas/Aledo
92	Justin Eboigbe	DL	Jr.	6-5	285	2L	Forest Park, Ga./Forest Park
38	Jalen Edwards	DB	R-So.	6-0	177	SQ	Columbus, Miss./Eufaula
55	Emil Ekiyor Jr.	OL	R-Jr.	6-3	324	2L	Indianapolis, Ind./Cathedral
43	Robert Ellis	TE	So.	6-0	220	SQ	Enterprise, Ala./Enterprise
69	Terrence Ferguson II	OL	Fr.	6-4	290	HS	Fort Valley, Ga./Peach
54	Kyle Flood Jr.	LB	So.	6-0	209	SQ	Middlesex, N.J./St. Joseph
74	Damieon George Jr.	OL	So.	6-6	339	SQ	Houston, Texas/North Shore
95	Monkell Goodwine	DL	Fr.	6-4	291	HS	Upper Marlboro, Md./Rock Creek Christian Academy
24	Clark Griffin	DB	So.	5-9	195	SQ	Mountain Brook, Ala./Mountain Brook
84	Agiye Hall	WR	Fr.	6-3	195	HS	Valrico, Fla./Bloomington
67	Donovan Hardin	OL	So.	6-3	285	SQ	Dublin, Ohio/Dublin Scioto
8	Christian Harris	LB	Jr.	6-2	232	2L	Baton Rouge, La./University Lab
2	DeMarcco Hellams	DB	Jr.	6-1	208	2L	Washington, D.C./DeMatha Catholic
51	Kneeland Hibbett	SN	Fr.	6-2	235	HS	Florence, Ala./Florence
11	Traeshon Holden	WR	So.	6-3	208	1L	Kissimmee, Fla./Narbonne
19	Stone Hollenbach	QB	R-So.	6-3	208	SQ	Catawissa, Pa./Southern Columbia
83	Richard Hunt	TE	R-So.	6-7	235	SQ	Memphis, Tenn./Briarcrest Christian
52	Braylen Ingraham	DL	R-So.	6-4	298	SQ	Fort Lauderdale, Fla./St. Thomas Aquinas
36	Ian Jackson	LB	Fr.	6-1	235	HS	Prattville, Ala./Prattville
6	Khyree Jackson	DB	Jr.	6-3	197	TR	Upper Marlboro, Md./Wise/East Mississippi C.C.
28	Josh Jobe	DB	Sr.	6-1	194	3L	Miami, Fla./Cheshire Academy (Conn.)
58	Christian Johnson	LB	Fr.	6-5	230	HS	Flowery Branch, Ga./IMG Academy
98	Sam Johnson	P	So.	6-3	215	1L	Birmingham, Ala./Oak Mountain
14	Thaiu Jones-Bell	WR	So.	6-0	190	SQ	Hallandale, Fla./Miami Carol City
96	Tim Keenan III	DL	Fr.	6-2	335	HS	Birmingham, Ala./Ramsay
37	Demouy Kennedy	RB	So.	6-3	220	1L	Theodore, Ala./Theodore
78	Amari Kight	OL	R-So.	6-7	318	SQ	Alabaster, Ala./Thompson
19	Keanu Koht	LB	Fr.	6-4	223	HS	Vero Beach, Fla./Vero Beach
89	Grant Krieger	WR	Jr.	6-2	192	SQ	Pittsburgh, Pa./Pine-Richland
21	Bryan Lanier	DB	Fr.	6-1	170	HS	Tuscaloosa, Ala./Paul W. Bryant
93	Jah-Marien Latham	DL	So.	6-3	278	SQ	Reform, Ala./Pickens County

# 2021 ALABAMA ROSTER

NUMERICAL ROSTER			No.	Name	Pos.	Class	Ht.	Wt.	Exp.	Hometown/Last School
42	Sam Reed	DB	65	JC Latham	OL	Fr.	6-6	325	HS	Oak Creek, Wis./IMG Academy
43	Robert Ellis	TE	81	Cameron Latu	TE	R-Jr.	6-5	250	2L	Salt Lake City, Utah/Olympus
43	Jordan Smith	LB	32	Deontae Lawson	LB	Fr.	6-2	226	HS	Mobile, Ala./Mobile Christian
44	Damon Payne Jr.	DL	12	Christian Leary	RB	Fr.	5-10	175	HS	Orlando, Fla./Edgewater
44	Charlie Skehan	TE	35	Shane Lee	LB	Jr.	6-0	240	2L	Burtonsville, Md./St. Frances Academy
45	Robbie Ouzts	TE	89	Kyle Mann	DL	So.	6-0	270	SQ	Powder Springs, Ga./McEachern
45	Joshua Robinson	DB	95	Jack Martin	P	Jr.	6-2	222	TR	Dothan, Ala./Northview/Troy
47	Byron Young	DL	48	Phidarian Mathis	DL	R-Sr.	6-4	312	3L	Wisner, La./Neville
48	Phidarian Mathis	DL	21	Jase McClellan	RB	So.	5-11	212	1L	Aledo, Texas/Aledo
49	Kaine Williams	DB	1	Kool-Aid McKinstry	DB	Fr.	6-1	190	HS	Birmingham, Ala./Pinson Valley
50	Gabe Pugh	SN	56	Seth McLaughlin	OL	So.	6-4	295	SQ	Buford, Ga./Buford
50	Tim Smith	DL	8	John Metchie III	WR	Jr.	6-0	195	2L	Brampton, Canada/St. James School (Md.)
51	Tanner Bowles	OL	2	Jalen Milroe	QB	Fr.	6-2	212	HS	Katy, Texas/Tompkins
51	Kneeland Hibbett	SN	42	Jaylen Moody	LB	Sr.	6-2	225	3L	Conway, S.C./Conway
52	Braylen Ingraham	DL	13	Malachi Moore	DB	So.	6-0	190	1L	Trussville, Ala./Hewitt-Trussville
52	Carter Short	SN	30	King Mwikuta	LB	Jr.	6-5	238	2L	West Point, Ga./Troup County
53	Kade Wehby	SN	73	Evan Neal	OL	Jr.	6-7	350	2L	Okeechobee, Fla./IMG Academy
54	Kyle Flood Jr.	LB	45	Robbie Ouzts	TE	Fr.	6-4	260	HS	Rock Hill, S.C./Rock Hill
55	Emil Ekiyor Jr.	OL	35	Austin Owens	RB	Fr.	6-1	175	HS	Double Springs, Ala./Winston County
55	Bennett Whisenhunt	LB	79	Chris Owens	OL	Gr.	6-3	305	4L	Arlington, Texas/Lamar
56	Colin Bryant	TE	44	Damon Payne Jr.	DL	Fr.	6-4	297	HS	Belleville, Mich./Belleville
56	Seth McLaughlin	OL	99	Ty Perine	P/PK	Jr.	6-1	218	1L	Prattville, Ala./Prattville
57	Chase Quigley	DL	29	Blake Pugh	DB	Fr.	6-0	175	HS	Birmingham, Ala./Mountain Brook
58	James Brockermeyer	OL	50	Gabe Pugh	SN	R-So.	6-5	273	SQ	Tuscaloosa, Ala./Northridge
58	Christian Johnson	LB	57	Chase Quigley	DL	Fr.	6-1	236	HS	Libertyville, Ill./Libertyville
59	Anquin Barnes Jr.	DL	85/60	Kendall Randolph	TE/OL	R-Sr.	6-4	298	2L	Madison, Ala./Bob Jones
61	Graham Roten	OL	18	LaBryan Ray	DL	R-Sr.	6-5	285	3L	Madison, Ala./James Clemens
62	Jackson Roby	OL	42	Sam Reed	DB	Jr.	6-1	165	SQ	Mountain Brook, Ala./Mountain Brook
65	JC Latham	OL	16	Will Reichard	PK	Jr.	6-1	197	2L	Hoover, Ala./Hoover
67	Donovan Hardin	OL	30	DJ Rias	WR	So.	5-9	186	WO	Phenix City, Ala./Central
68	Alajjujan Sparks Jr.	OL	77	Jaeden Roberts	OL	Fr.	6-5	328	HS	Houston, Texas/North Shore
69	Terrence Ferguson II	OL	23	Jahquez Robinson	DB	So.	6-2	197	SQ	Jacksonville, Fla./Sandalwood
70	Javion Cohen	OL	45	Joshua Robinson	DB	R-Sr.	5-9	180	SQ	Hoover, Ala./Hoover
71	Darrian Dalcourt	OL	34	Quandarrius Robinson	LB	So.	6-5	220	SQ	Birmingham, Ala./Jackson-Olin
73	Evan Neal	OL	4	Brian Robinson Jr.	RB	R-Sr.	6-1	225	4L	Tuscaloosa, Ala./Hillcrest
74	Damion George Jr.	OL	62	Jackson Roby	OL	Sr.	6-5	285	SQ	Huntsville, Ala./Huntsville
75	Tommy Brown	OL	61	Graham Roten	OL	Fr.	6-3	285	HS	Fairview, Tenn./Christ Presbyterian Academy
76	Tommy Brockermeyer	OL	20	Drew Sanders	LB	So.	6-5	244	1L	Denton, Texas/Ryan
77	Jaeden Roberts	OL	6	Trey Sanders	RB	R-So.	6-0	214	1L	Port Saint Joe, Fla./IMG Academy
78	Amari Knight	OL	97	Reid Schuback	PK	Fr.	6-0	185	HS	Poway, Calif./Poway
79	Chris Owens	OL	52	Carter Short	SN	Fr.	5-10	190	HS	Hoover, Ala./Hoover
80	Adam Thorsland	TE	44	Charlie Skehan	TE	So.	6-1	232	SQ	Columbia, S.C./Cardinal Newman
81	Cameron Latu	TE	27	DeVonta Smith	DB	Fr.	6-0	185	HS	Cincinnati, Ohio/La Salle
82	Chase Allen	PK	43	Jordan Smith	LB	So.	5-10	210	SQ	Chelsea, Ala./Chelsea
83	Richard Hunt	TE	50	Tim Smith	DL	So.	6-4	308	1L	Gifford, Fla./Sebastian River
84	Jacoby Boykins	WR	11	Kristian Story	DB	So.	6-1	209	SQ	Lanett, Ala./Lanett
84	Agiye Hall	WR	68	Alajjujan Sparks Jr.	OL	So.	6-4	345		Hoover, Ala./Hoover
85	Kendall Randolph	TE/OL	88	Major Tennon	TE	R-Sr.	6-5	252	3L	Flint, Texas/Bullard
86	J'Kolbe Bullock	WR	80	Adam Thorsland	TE	Fr.	6-5	232	HS	Walhalla, S.C./Walhalla
86	James Burnip	P	10	Henry To'oTo'o	LB	Jr.	6-2	228	TR	Sacramento, Calif./De La Salle/Tennessee
87	Caden Clark	TE	15	Dallas Turner	LB	Fr.	6-4	245	HS	Fort Lauderdale, Fla./St. Thomas Aquinas
88	Major Tennon	TE	17	Paul Tyson	QB	R-So.	6-5	228	SQ	Trussville, Ala./Hewitt-Trussville
89	Grant Krieger	WR	39	Carson Ware	DB	R-So.	6-1	190	SQ	Muscle Shoals, Ala./Muscle Shoals
89	Kyle Mann	DL	53	Kade Wehby	SN	Fr.	5-9	185	HS	Plantation, Fla./St. Thomas Aquinas
90	Stephon Wynn Jr.	DL	25	Camar Wheaton	RB	Fr.	5-11	190	HS	Garland, Texas/Lakeview Centennial
92	Justin Eboigbe	DL	55	Bennett Whisenhunt	LB	So.	6-1	222	SQ	Vestavia Hills, Ala./Vestavia Hills
93	Jah-Marien Latham	DL	1	Jameson Williams	WR	Jr.	6-2	189	TR	St. Louis, Mo./Cardinal Ritter College Prep/Ohio State
94	DJ Dale	DL	49	Kaine Williams	DB	Fr.	6-2	203	HS	Marrero, La./John Ehret
95	Monkell Goodwine	DL	23	Roydell Williams	RB	So.	5-10	208	1L	Hueytown, Ala./Hueytown
95	Jack Martin	P	31	Shatarius Williams	WR	So.	6-3	187	SQ	Demopolis, Ala./Demopolis
96	Tim Keenan III	DL	37	Sam Willoughby	WR	So.	5-10	165	SQ	Vestavia Hills, Ala./Vestavia Hills
97	Keelan Cox	DL	3	Daniel Wright	DB	R-Sr.	6-1	195	3L	Fort Lauderdale, Fla./Boyd Anderson
97	Reid Schuback	PK	90	Stephon Wynn Jr.	DL	R-Jr.	6-4	310	1L	Anderson, S.C./IMG Academy
98	Jamil Burroughs	DL	9	Bryce Young	QB	So.	6-0	194	1L	Pasadena, Calif./Mater Dei
98	Sam Johnson	P	47	Byron Young	DL	Jr.	6-3	292	2L	Laurel, Miss./West Jones
99	Ty Perine	P/PK								

## ALABAMA CRIMSON TIDE DEPTH CHART

### DEFENSE

DE	48	Phidarian Mathis	6-4	312	R-Sr.	Wisner, La.	OR
	92	Justin Eboigbe	6-5	285	Jr.	Forest Park, Ga.	
	98	Jamil Burroughs	6-3	312	So.	Powder Springs, Ga.	
NG	94	DJ Dale	6-3	300	Jr.	Birmingham, Ala.	
	50	Tim Smith	6-4	308	So.	Gifford, Fla.	
	90	Stephon Wynn Jr.	6-4	310	R-Jr.	Anderson, S.C.	
DE	47	Byron Young	6-3	292	Jr.	Laurel, Miss.	OR
	18	LaBryan Ray	6-5	285	R-Sr.	Madison, Ala.	
SAM	15	Dallas Turner	6-4	245	Fr.	Sort Lauderdale, Fla.	OR
	20	Drew Sanders	6-5	244	So.	Denton, Texas	
MIKE	10	Henry To'oTo'o	6-2	228	Jr.	Sacramento, Calif.	
	42	Jaylen Moody	6-2	225	Sr.	Conway, S.C.	OR
	35	Shane Lee	6-0	240	Jr.	Burtonsville, Md.	
WILL	8	Christian Harris	6-2	232	Jr.	Baton Rouge, La.	
	42	Jaylen Moody	6-2	225	Sr.	Conway, S.C.	OR
	32	Deontae Lawson	6-2	226	Fr.	Mobile, Ala.	
JACK	31	Will Anderson Jr.	6-4	243	So.	Hampton, Ga.	
	41	Chris Braswell	6-3	240	So.	Baltimore, Md.	
CB	28	Josh Jobe	6-1	194	Sr.	Miami, Fla.	OR
	6	Khyree Jackson	6-3	197	Jr.	Upper Marlboro, Md.	
CB	5	Jalyn Armour-Davis	6-1	192	R-Jr.	Mobile, Ala.	
	1	Kool-Aid McKinstry	6-1	190	Fr.	Birmingham, Ala.	
FS	2	DeMarcco Hellams	6-1	208	Jr.	Washington, D.C.	OR
	3	Daniel Wright	6-1	195	R-Sr.	Fort Lauderdale, Fla.	
	27	DeVonta Smith	6-0	185	Fr.	Cincinnati, Ohio	
SS	9	Jordan Battle	6-1	210	Jr.	Fort Lauderdale, Fla.	
	13	Malachi Moore	6-0	190	So.	Trussville, Ala.	
	11	Kristian Story	6-1	209	So.	Lanett, Ala.	
STAR	13	Malachi Moore	6-0	190	So.	Trussville, Ala.	OR
	14	Brian Branch	6-0	190	So.	Tyrone, Ga.	

### OFFENSE

LT	73	Evan Neal	6-7	350	Jr.	Okeechobee, Fla.	
	78	Amari Right	6-7	318	R-So.	Alabaster, Ala.	
LG	70	Javion Cohen	6-4	305	So.	Phenix City, Ala.	
	75	Tommy Brown	6-7	320	R-Jr.	Santa Ana, Calif.	
	65	JC Latham	6-6	325	Fr.	Oak Creek, Wis.	
C	71	Darrian Dalcourt	6-3	300	Jr.	Havre de Grace, Md.	OR
	56	Seth McLaughlin	6-4	295	So.	Buford, Ga.	
RG	55	Emil Ekiyor Jr.	6-3	324	R-Jr.	Indianapolis, Ind.	
	77	Jaeden Roberts	6-5	328	Fr.	Houston, Texas	OR
	69	Terrence Ferguson II	6-4	290	Fr.	Fort Valley, Ga.	
RT	79	Chris Owens	6-3	305	Gr.	Arlington, Texas	OR
	74	Damion George Jr.	6-6	339	So.	Houston, Texas	
	85/60	Kendall Randolph	6-4	298	R-Sr.	Madison, Ala.	
TE	81	Cameron Latu	6-5	250	R-Jr.	Salt Lake City, Utah	
	88	Major Tennessee	6-5	252	R-Sr.	Flint, Texas	OR
	19	Jahleel Billingsley	6-4	230	Jr.	Chicago, Ill.	
QB	9	Bryce Young	6-0	194	So.	Pasadena, Calif.	
	17	Paul Tyson	6-5	228	R-So.	Trussville, Ala.	
	2	Jalen Milroe	6-2	212	Fr.	Katy, Texas	
RB	4	Brian Robinson Jr.	6-1	225	R-Sr.	Tuscaloosa, Ala.	
	6	Trey Sanders	6-0	214	R-So.	Port Saint Joe, Fla.	
WR (Z)	1	Jameson Williams	6-2	189	Jr.	St. Louis, Mo.	
	11	Traeshon Holden	6-3	208	So.	Kissimmee, Fla.	
WR (X)	7	Ja'Corey Brooks	6-2	190	Fr.	Miami, Fla.	
	5	Javon Baker	6-2	206	So.	Atlanta, Ga.	
	84	Agiye Hall	6-3	195	Fr.	Valrico, Fla.	
WR (H)	18	Slade Bolden	5-11	194	R-Jr.	West Monroe, La.	OR
	10	JoJo Earle	5-10	170	Fr.	Aledo, Texas	
	14	Thaui Jones-Bell	6-0	290	So.	Hallandale, Fla.	

### SPECIAL TEAMS

PK/KO	16	Will Reichard	6-1	197	Jr.	Hoover, Ala.	
	95	Jack Martin	6-2	222	Jr.	Dothan, Ala.	
HOLD	17	Paul Tyson	6-5	228	R-So.	Trussville, Ala.	
	9	Bryce Young	6-0	194	So.	Pasadena, Calif.	
P	86	James Burnip	6-6	216	R-Fr.	Mount Macedon, Victoria AU	
	95	Jack Martin	6-2	222	Jr.	Dothan, Ala.	OR
	99	Ty Perine	6-1	218	Jr.	Prattville, Ala.	
SN	51	Kneeland Hibbett	6-2	235	Fr.	Florence, Ala.	
PR	18	Slade Bolden	5-11	194	R-Jr.	West Monroe, La.	OR
	10	JoJo Earle	5-10	170	Fr.	Aledo, Texas	
KOR	1	Jameson Williams	6-2	189	Jr.	St. Louis, Mo.	AND
	18	Slade Bolden	5-11	194	R-Jr.	West Monroe, La.	



## SCHEDULE/RESULTS/RECORD BREAKDOWN

Date	Opponent	Score	Overall	Conference	Time	Attend
Sep 4, 2021	vs #15 Miami	W 44-13	1-0	0-0	3:34	71829
Sep 11, 2021	MERCER	W 48-14	2-0	0-0	03:10	95396
* Sep 18, 2021	at #11 Florida	W 31-29	3-0	1-0	03:29	90887
Sep 25, 2021	SOUTHERN MISS	W 63-14	4-0	1-0	03:09	100077
* Oct 2, 2021	#12 OLE MISS	W 42-21	5-0	2-0	03:14	100077
* Oct 9, 2021	at Texas A&M	L 38-41	5-1	2-1	03:37	106815
* Oct 16, 2021	at Mississippi State	W 49-9	6-1	3-1	03:20	53796
* Oct 23, 2021	TENNESSEE	W 52-24	7-1	4-1	03:33	100077
* Nov 6, 2021	LSU	W 20-14	8-1	5-1	03:29	100077
Nov 13, 2021	NEW MEXICO ST.	W 59-3	9-1	5-1	03:09	97011
* Nov 20, 2021	ARKANSAS	W 42-35	10-1	6-1	03:27	98323
* Nov 27, 2021	at Auburn	Wo 24-22	11-1	7-1	04:00	87451
Dec 4, 2021	GEORGIA	W 41-24	12-1	7-1	03:36	78030

## TEAM STATISTICS

## Team Statistics

	UA	OPP
SCORING	553	263
Points Per Game	42.5	20.2
Points Off Turnovers	95	17
FIRST DOWNS	316	231
Rushing	108	73
Passing	189	123
Penalty	19	35
RUSHING YARDAGE	1919	1077
Yards gained rushing	2270	1500
Yards lost rushing	351	423
Rushing Attempts	473	428
Average Per Rush	4.1	2.5
Average Per Game	147.6	82.8
TDs Rushing	21	8
PASSING YARDAGE	4523	2902
Comp-Att-Int	328-486-4	262-412-15
Average Per Pass	9.3	7.0
Average Per Catch	13.8	11.1
Average Per Game	347.9	223.2
TDs Passing	44	23
TOTAL OFFENSE	6442	3979
Total Plays	959	840
Average Per Play	6.7	4.7
Average Per Game	495.5	306.1
KICK RETURNS: #-Yards	18-441	22-384
PUNT RETURNS: #-Yards	28-282	12-73
INT RETURNS: #-Yards	15-186	4-17
KICK RETURN AVERAGE	24.5	17.5
PUNT RETURN AVERAGE	10.1	6.1
INT RETURN AVERAGE	13.3	4.2
FUMBLES-LOST	17-6	10-5
PENALTIES-Yards	94-912	84-621
Average Per Game	70.2	47.8
PUNTS-Yards	43-1642	78-3303
Average Per Punt	38.2	42.3
Net punt average	36.5	37.4
KICKOFFS-Yards	99-5790	54-3185
Average Per Kick	58.5	59.0
Net kick average	41.2	36.9
TIME OF POSSESSION/Game	31:46	28:14
3RD-DOWN Conversions	102/190	58/183
3rd-Down Pct	54%	32%
4TH-DOWN Conversions	8/15	18/29
4th-Down Pct	53%	62%
SACKS BY-Yards	46-284	35-236
MISC YARDS	0	0
TOUCHDOWNS SCORED	71	32
FIELD GOALS-ATTEMPTS	17-21	13-13
ON-SIDE KICKS	0-0	0-0
RED-ZONE SCORES	(56-61) 92%	(29-35) 83%
RED-ZONE TOUCHDOWNS	(43-61) 70%	(20-35) 57%
PAT-ATTEMPTS	(68-69) 99%	(30-31) 97%
ATTENDANCE	769068	338949
Games/Avg Per Game	8/96134	4/84737
Neutral Site Games		1/71829

## BREAKDOWN

Overall	12-1
Home	7-0
Away	3-1
Neutral	2-0
SEC	7-1
Non-Conference	5-0
Overtime	1-0
Day	8-0
Night	4-1
Televised	12-1
Non-Televised	0-0
vs. Top 25	5-0
vs. Top 15	4-0
vs. Top 10	1-0
vs. Top 5	1-0
Scores First	8-0
Opponent Scores First	4-1
Leading after 1st Qtr	8-0
Trailing after 1st Qtr	4-1
Tied after 1st Qtr	0-0
Leading at Half	11-0
Trailing at Half	1-1
Tied at Half	0-0
Leading after 3rd Qtr	11-0
Trailing after 3rd Qtr	1-1
Tied after 3rd Qtr	0-0
Wins Coin Toss	6-1
Loses Coin Toss	6-0
Natural Grass	10-1
Artificial Surface	2-0

## SCORE BY QUARTERS

	1st	2nd	3rd	4th	OT	Total
Alabama	118	194	103	124	14	553
Opponents	50	61	68	72	12	263

## ALABAMA GAME-BY-GAME STATISTICS

### TEAM STATISTICS

Date	Opponent	Rushing				Receiving				Passing				Kick Returns				Punt Returns				tot off
		no.	yds	td	lg	no.	yds	td	lg	cmp	att	yds	td	lg	no.	yds	td	lg	no.	yds	td	lg
Sep 4	vs Miami	38	147	1	20	28	354	4	94	28-39-0	354	4	94	1	17	0	17	3	20	0	10	501
Sep 11	MERCER	34	158	2	16	20	266	3	41	20-31-0	266	3	41	3	31	0	24	7	118	1	33	424
Sep 18	at Florida	28	91	1	23	22	240	3	29	22-35-0	240	3	29	2	51	0	30	0	0	0	0	331
Sep 25	SOUTHERN MISS	33	211	1	55	23	395	6	81	23-26-1	395	6	81	3	177	2	100	3	-2	0	0	606
Oct 2	OLE MISS	50	210	4	21	20	241	2	29	20-26-1	241	2	29	3	40	0	22	1	2	0	2	451
Oct 9	at Texas A&M	34	153	0	24	28	369	3	40	28-48-1	369	3	40	0	0	0	0	3	36	1	20	522
Oct 16	at Mississippi State	41	195	2	29	20	348	4	75	20-28-0	348	4	75	2	65	0	45	1	2	0	0	543
Oct 23	TENNESSEE	49	203	5	16	31	371	2	65	31-43-0	371	2	65	1	10	0	10	0	0	0	0	574
Nov 6	LSU	26	6	1	15	24	302	2	58	24-37-0	302	2	58	1	22	0	22	3	31	0	17	308
Nov 13	NEW MEXICO ST.	41	247	3	63	30	340	5	50	30-37-0	340	5	50	1	15	0	15	5	71	0	24	587
Nov 20	ARKANSAS	36	112	0	16	31	559	5	79	31-40-0	559	5	79	0	0	0	0	1	-2	0	1	671
Nov 27	at Auburn	37	71	0	37	25	317	2	34	25-52-1	317	2	34	1	13	0	13	1	6	0	6	388
Dec 4	GEORGIA	26	115	1	15	26	421	3	67	26-44-0	421	3	67	0	0	0	0	0	0	0	0	536
		473	1919	21	63	328	4523	44	94	328-486-4	4523	44	94	18	441	2	100	28	282	2	33	6442
Opponents		428	1077	8	37	262	2902	23	70	262-412-15	2902	23	70	22	384	1	96	12	73	0	19	3979

Games: 13 • Avg/rush: 4.1 • Avg/catch: 13.8 • Pass effc: 173.90 • KR avg: 24.5 • PR avg: 10.1 • All purpose avg/game: 565.5 • Total offense avg/gm: 495.5

		Tackles				Sacks	Fumble		Pass Defense			blkd	PAT Attempts				off		
Date	Opponent	ua	a	total	tfl-yds	no-yds	ff	fr-yds	int-yds	qbh	brup	kick	kick	rush	rcv	saf	t/o	pts	
Sep 4	vs Miami	25	48	73	7.0-25	4.0-21	1	1-0	2-12	0	4	0	5-5	0	0	0	10	44	
Sep 11	MERCER	29	38	67	8.0-40	3.0-16	0	0-0	2-0	1	5	1	6-6	0	0	0	7	48	
Sep 18	at Florida	38	38	76	9.0-26	1.0-2	0	0-0	1-4	4	3	0	4-4	0	0	0	7	31	
Sep 25	SOUTHERN MISS	32	28	60	6.0-27	2.0-19	0	0-0	1-6	9	1	0	9-9	0	0	0	7	63	
Oct 2	OLE MISS	34	38	72	7.0-26	2.0-13	1	1-0	0-0	7	1	0	6-6	0	0	0	7	42	
Oct 9	at Texas A&M	28	26	54	4.0-16	0.0-0	0	0-0	1-0	0	2	1	3-3	0	1	0	3	38	
Oct 16	at Mississippi State	41	24	65	9.0-61	7.0-53	0	0-0	3-75	2	2	0	7-7	0	0	0	14	49	
Oct 23	TENNESSEE	29	22	51	5.0-14	3.0-10	0	0-0	1-47	0	0	0	7-7	0	0	0	7	52	
Nov 6	LSU	37	40	77	8.0-35	5.0-29	1	1-0	1-0	8	6	0	2-3	0	0	0	13	20	
Nov 13	NEW MEXICO ST.	43	12	55	12.0-44	7.0-35	1	1-0	0-0	4	5	1	8-8	0	0	0	7	59	
Nov 20	ARKANSAS	38	38	76	10.0-41	3.0-23	0	1-0	0-0	5	2	0	4-4	1	0	0	3	42	
Nov 27	at Auburn	48	16	64	15.0-70	6.0-46	0	0-0	1-0	2	2	0	2-2	0	2	0	3	24	
Dec 4	GEORGIA	42	26	68	6.0-25	3.0-17	0	0-3	2-42	5	4	0	5-5	0	0	0	7	41	
		464	394	858	106.0-450	46.0-284	4	5-3	15-186	47	37	3	68-69	1	3	0	95	553	
Opponents		507	496	1003	89.0-374	35.0-236	11	6-4	4-17	49	29	1	30-31	0	1	0	17	263	

Date	Opponent	Punting				Field Goals				Kickoffs				no.	yds	avg	tb	ob
		no.	yds	avg	long	blkd	tb	fc	50+	i20	md-att	long	blkd					
Sep 4	vs Miami	2	62	31.0	36	0	0	0	0	0	3-3	51	0	9	567	63.0	8	1
Sep 11	MERCER	3	130	43.3	44	0	0	1	0	1	2-3	40	0	9	525	58.3	2	1
Sep 18	at Florida	4	170	42.5	48	0	0	2	0	0	1-1	24	0	6	337	56.2	2	0
Sep 25	SOUTHERN MISS	2	78	39.0	40	0	0	1	0	0	0-0	0	0	10	591	59.1	5	0
Oct 2	OLE MISS	1	37	37.0	37	0	0	1	0	0	0-0	0	0	7	453	64.7	4	1
Oct 9	at Texas A&M	4	140	35.0	43	0	0	1	0	2	3-3	38	0	8	484	60.5	5	1
Oct 16	at Mississippi State	3	112	37.3	45	0	0	1	0	2	0-0	0	0	8	445	55.6	5	0
Oct 23	TENNESSEE	3	85	28.3	46	1	0	1	0	0	1-2	45	0	9	510	56.7	6	0
Nov 6	LSU	6	238	39.7	47	0	0	3	0	3	0-1	0	0	4	174	43.5	0	0
Nov 13	NEW MEXICO ST.	2	76	38.0	39	0	0	0	0	1	1-1	29	0	10	546	54.6	3	0
Nov 20	ARKANSAS	1	32	32.0	32	0	0	0	0	1	2-3	48	0	8	445	55.6	5	0
Nov 27	at Auburn	7	263	37.6	46	0	0	4	0	2	2-2	38	0	3	193	64.3	2	0
Dec 4	GEORGIA	5	219	43.8	50	0	0	2	1	1	2-2	41	0	8	520	65.0	6	0
		43	1642	38.2	50	1	0	17	1	13	17-21	51	0	99	5790	58.5	53	4
Opponents		78	3303	42.3	68	3	5	22	18	22	13-13	50	0	54	3185	59.0	30	3

### Alabama Inside Opponent Red-Zone

Date	Opponent	Score	Times In RZ		Total Pts	Rush TDs	Pass TDs	FGs Made	Failed to score inside RZ					
			In RZ	Scored					FGA	Downs	Int	Fumb	Half	Game
Sep 4, 2021	vs Miami	W 44-13	4	4	20	2	1	1	2	0	0	0	0	0
Sep 11, 2021	MERCER	W 48-14	8	7	41	5	2	3	2	1	0	0	0	0
Sep 18, 2021	at Florida	W 31-29	4	4	24	3	1	2	1	0	0	0	0	0
Sep 25, 2021	SOUTHERN MISS	W 63-14	4	4	28	4	1	3	0	0	0	0	0	0
Oct 2, 2021	OLE MISS	W 42-21	7	6	42	6	4	2	0	0	0	1	0	0
Oct 9, 2021	at Texas A&M	L 38-41	6	5	24	2	0	2	3	0	0	1	0	0
Oct 16, 2021	at Mississippi State	W 49-9	2	2	14	2	2	0	0	0	0	0	0	0
Oct 23, 2021	TENNESSEE	W 52-24	7	7	49	7	5	2	0	0	0	0	0	0
Nov 6, 2021	LSU	W 20-14	2	2	14	2	1	1	0	0	0	0	0	0
Nov 13, 2021	NEW MEXICO ST.	W 59-3	6	6	38	5	2	3	1	0	0	0	0	0
Nov 20, 2021	ARKANSAS	W 42-35	4	3	17	2	0	2	1	1	0	0	0	0
Nov 27, 2021	at Auburn	W 24-22	4	3	13	1	0	1	2	0	1	0	0	0
Dec 4, 2021	GEORGIA	W 41-24	3	3	17	2	1	1	1	0	0	0	0	0
	Totals		61	56	341	43	20	23	13	2	1	2	0	0
	56 of 61 (91.8%)													

## OPPONENT GAME-BY-GAME STATISTICS

## OPPONENT STATISTICS

Date	Opponent	Rushing				Receiving				Passing				Kick Returns				Punt Returns				tot off	
		no.	yds	td	lg	no.	yds	td	lg	cmp	att	int	yds	td	lg	no.	yds	td	lg	no.	yds		td
Sep 4	vs Miami	31	87	0	18	23	179	1	29	23-31-2	179	1	29	0	0	0	0	0	0	0	0	0	266
Sep 11	MERCER	36	68	0	9	10	168	2	60	10-18-2	168	2	60	5	65	0	19	1	2	0	2	0	236
Sep 18	at Florida	43	246	4	30	17	194	0	30	17-27-1	194	0	30	2	14	0	14	1	-2	0	0	0	440
Sep 25	SOUTHERN MISS	33	82	0	19	11	131	2	26	11-24-1	131	2	26	3	59	0	22	1	18	0	18	0	213
Oct 2	OLE MISS	34	78	2	10	21	213	1	42	21-29-0	213	1	42	2	37	0	22	0	0	0	0	0	291
Oct 9	at Texas A&M	27	94	1	16	21	285	3	34	21-31-1	285	3	34	1	96	1	96	1	4	0	4	0	379
Oct 16	at Mississippi State	19	-1	0	11	35	300	0	43	35-55-3	300	0	43	0	0	0	0	0	0	0	0	0	299
Oct 23	TENNESSEE	26	64	0	12	19	282	3	70	19-28-1	282	3	70	0	0	0	0	2	18	0	6	0	346
Nov 6	LSU	40	109	0	37	17	186	2	34	17-33-1	186	2	34	2	18	0	10	1	5	0	5	0	295
Nov 13	NEW MEXICO ST.	27	9	0	13	19	129	0	23	19-31-0	129	0	23	4	27	0	18	1	2	0	2	0	138
Nov 20	ARKANSAS	42	110	1	15	23	358	4	66	23-31-0	358	4	66	0	0	0	0	0	0	0	0	0	468
Nov 27	at Auburn	40	22	0	22	17	137	2	29	17-26-1	137	2	29	1	23	0	23	2	20	0	19	0	159
Dec 4	GEORGIA	30	109	0	14	29	340	3	37	29-48-2	340	3	37	2	45	0	25	2	6	0	6	0	449
		428	1077	8	37	262	2902	23	70	262-412-15	2902	23	70	22	384	1	96	12	73	0	19	0	3979
Alabama		473	1919	21	63	328	4523	44	94	328-486-4	4523	44	94	18	441	2	100	28	282	2	33	0	6442

Games: 13 • Avg/rush: 2.5 • Avg/catch: 11.1 • Pass effic: 133.90 • KR avg: 17.5 • PR avg: 6.1 • All purpose avg/game: 342.5 • Total offense avg/gm: 306.1

		Tackles				Sacks	Fumble		Pass Defense			blkd	PAT Attempts				off		
Date	Opponent	ua	a	total	tfl-yds	no-yds	ff	fr-yds	int-yds	qbh	brup	kick	kick	rush	rcv	saf	t/o	pts	
Sep 4	vs Miami	35	60	95	10.0-38	1.0-7	2	1-0	0-0	0	1	0	1-1	0	0	0	3	13	
Sep 11	MERCER	43	28	71	5.0-16	2.0-8	1	0-0	0-0	3	0	0	2-2	0	0	0	0	14	
Sep 18	at Florida	25	48	73	6.0-17	2.0-9	0	0-0	0-0	6	7	0	2-3	0	0	0	0	29	
Sep 25	SOUTHERN MISS	38	28	66	4.0-17	2.0-11	1	0-0	1-13	1	0	0	2-2	0	0	0	7	14	
Oct 2	OLE MISS	37	56	93	6.0-17	3.0-11	0	0-0	1-1	4	0	0	3-3	0	0	0	0	21	
Oct 9	at Texas A&M	34	44	78	5.0-27	4.0-26	0	1-4	1-3	5	3	0	5-5	0	0	0	7	41	
Oct 16	at Mississippi State	24	68	92	5.0-22	2.0-16	0	0-0	0-0	3	0	0	0-0	0	0	0	0	9	
Oct 23	TENNESSEE	53	40	93	8.0-28	2.0-14	2	1-0	0-0	5	0	1	3-3	0	0	0	0	24	
Nov 6	LSU	39	22	61	8.0-53	4.0-43	2	1-0	0-0	2	4	0	2-2	0	0	0	0	14	
Nov 13	NEW MEXICO ST.	49	32	81	9.0-43	2.0-21	1	1-0	0-0	0	1	0	0-0	0	0	0	0	3	
Nov 20	ARKANSAS	40	38	78	8.0-40	4.0-33	1	1-0	0-0	4	1	0	5-5	0	0	0	0	35	
Nov 27	at Auburn	46	26	72	11.0-49	7.0-37	0	0-0	1-0	8	7	0	2-2	0	1	0	0	22	
Dec 4	GEORGIA	44	6	50	4.0-7	0.0-0	1	0-0	0-0	8	5	0	3-3	0	0	0	0	24	
		507	496	1003	89.0-374	35.0-236	11	6-4	4-17	49	29	1	30-31	0	1	0	17	263	
Alabama		464	394	858	106.0-450	46.0-284	4	5-3	15-186	47	37	3	68-69	1	3	0	95	553	

Date	Opponent	Punting				Field Goals				Kickoffs			
		no.	yds	avg	long	md-att	long	blkd	no.	yds	avg	tb	ob
Sep 4	vs Miami	5	236	47.2	54	0	0	0	2	1	2-2	37	0
Sep 11	MERCER	8	289	36.1	54	1	0	0	1	1	0-0	0	0
Sep 18	at Florida	2	94	47.0	53	0	0	1	1	1	1-1	25	0
Sep 25	SOUTHERN MISS	9	401	44.6	60	0	1	2	2	3	0-0	0	0
Oct 2	OLE MISS	2	103	51.5	56	0	0	1	1	1	0-0	0	0
Oct 9	at Texas A&M	5	177	35.4	50	1	0	1	1	0	2-2	38	0
Oct 16	at Mississippi State	5	203	40.6	48	0	0	1	0	2	3-3	44	0
Oct 23	TENNESSEE	7	310	44.3	54	0	0	6	2	2	1-1	25	0
Nov 6	LSU	5	201	40.2	53	0	0	1	1	0	0-0	0	0
Nov 13	NEW MEXICO ST.	10	385	38.5	50	1	1	2	1	2	1-1	50	0
Nov 20	ARKANSAS	6	267	44.5	50	0	0	1	2	2	0-0	0	0
Nov 27	at Auburn	10	427	42.7	57	0	2	4	2	4	2-2	49	0
Dec 4	GEORGIA	4	210	52.5	68	0	1	2	2	3	1-1	38	0
Alabama		78	3303	42.3	68	3	5	22	18	22	13-13	50	0
Alabama		43	1642	38.2	50	1	0	17	1	13	17-21	51	0

## Opponents Inside Alabama Red-Zone

Date	Opponent	Score	Times In RZ	Times Scored	Total Pts	Rush TDs	Pass TDs	FGs Made	Failed to score inside RZ					
			In RZ	Scored	Pts	TDs	TDs	TDs	FGA	Downs	Int	Fumb	Half	Game
Sep 4, 2021	vs Miami	W 44-13	3	2	6	0	0	0	2	0	1	0	0	0
Sep 11, 2021	MERCER	W 48-14	0	0	0	0	0	0	0	0	0	0	0	0
Sep 18, 2021	at Florida	W 31-29	4	4	23	3	3	0	1	0	0	0	0	0
Sep 25, 2021	SOUTHERN MISS	W 63-14	2	2	14	2	0	2	0	0	0	0	0	0
Oct 2, 2021	OLE MISS	W 42-21	4	3	21	3	2	1	0	0	1	0	0	0
Oct 9, 2021	at Texas A&M	L 38-41	3	3	17	2	1	1	1	0	0	0	0	0
Oct 16, 2021	at Mississippi State	W 49-9	2	2	6	0	0	0	2	0	0	0	0	0
Oct 23, 2021	TENNESSEE	W 52-24	2	2	10	1	0	1	1	0	0	0	0	0
Nov 6, 2021	LSU	W 20-14	3	2	14	2	0	2	0	0	1	0	0	0
Nov 13, 2021	NEW MEXICO ST.	W 59-3	0	0	0	0	0	0	0	0	0	0	0	0
Nov 20, 2021	ARKANSAS	W 42-35	3	3	21	3	1	2	0	0	0	0	0	0
Nov 27, 2021	at Auburn	W 24-22	4	3	17	2	0	2	1	0	1	0	0	0
Dec 4, 2021	GEORGIA	W 41-24	5	3	17	2	0	2	1	0	1	1	0	0
Totals			35	29	166	20	7	13	9	0	5	1	0	0
29 of 35 (82.9%)														

## TEAM COMPARISON GAME-BY-GAME

Opponent	Score	First Downs				Pen	Rushing		Passing		Total Offense	Return	Turn-
		Total	Rush	Pass			Number-Yards		Comp-Att-Int	Yards	Plays-Yards	Yards	Overs
Miami	44 - 13	28 / 18	8 / 7	18 / 8	2 / 3		38-147 / 31-87		28-39-0 / 23-31-2	354 / 179	77-501 / 62-266	49 / 0	1 / 3
MERCER	48 - 14	23 / 13	9 / 3	12 / 7	2 / 3		34-158 / 36-68		20-31-0 / 10-18-2	266 / 168	65-424 / 54-236	149 / 67	0 / 2
Florida	31 - 29	19 / 25	6 / 12	9 / 10	4 / 3		28-91 / 43-246		22-35-0 / 17-27-1	240 / 194	63-331 / 70-440	55 / 12	0 / 1
SOUTHERN MISS	63 - 14	22 / 11	8 / 3	13 / 7	1 / 1		33-211 / 33-82		23-26-1 / 11-24-1	395 / 131	59-606 / 57-213	181 / 90	1 / 1
OLE MISS	42 - 21	27 / 18	11 / 7	14 / 8	2 / 3		50-210 / 34-78		20-26-1 / 21-29-0	241 / 213	76-451 / 63-291	42 / 38	1 / 1
Texas A&M	38 - 41	25 / 24	6 / 7	17 / 13	2 / 4		34-153 / 27-94		28-48-1 / 21-31-1	369 / 285	82-522 / 58-379	36 / 107	2 / 1
Mississippi State	49 - 9	22 / 24	11 / 6	11 / 15	0 / 3		41-195 / 19--1		20-28-0 / 35-55-3	348 / 300	69-543 / 74-299	142 / 0	0 / 3
TENNESSEE	52 - 24	32 / 10	11 / 2	18 / 7	3 / 1		49-203 / 26-64		31-43-0 / 19-28-1	371 / 282	92-574 / 54-346	57 / 18	1 / 1
LSU	20 - 14	16 / 16	4 / 5	12 / 8	0 / 3		26-6 / 40-109		24-37-0 / 17-33-1	302 / 186	63-308 / 73-295	53 / 23	1 / 2
NEW MEXICO ST.	59 - 3	30 / 10	13 / 3	16 / 6	1 / 1		41-247 / 27-9		30-37-0 / 19-31-0	340 / 129	78-587 / 58-138	86 / 29	1 / 1
ARKANSAS	42 - 35	29 / 21	9 / 7	20 / 13	0 / 1		36-112 / 42-110		31-40-0 / 23-31-0	559 / 358	76-671 / 73-468	-2 / 0	1 / 1
Auburn	24 - 22	18 / 11	4 / 1	14 / 6	0 / 4		37-71 / 40-22		25-52-1 / 17-26-1	317 / 137	89-388 / 66-159	19 / 43	1 / 1
GEORGIA	41 - 24	25 / 30	8 / 10	15 / 15	2 / 5		26-115 / 30-109		26-44-0 / 29-48-2	421 / 340	70-536 / 78-449	45 / 51	0 / 2
Totals	553 - 263	316 / 231	108 / 73	189 / 123	19 / 35		473-1919 / 428-1077		328-486-4 / 262-412-15	4523 / 2902	959-6442 / 840-3979	912 / 478	10 / 20

Opponent	3rd Down		4th Down		Time of Possession		TOP Margin	Avg Yds/Rush	Avg Yds/Pass	Avg Yds/Play	Punting		Penalties		Sacks
	Conversions		Conversions								Number-Avg		Number-Yards		
Miami	10-16	6-14	0-1	1-2	37:02	22:58	14:04	3.9 / 2.8	9.1 / 5.8	6.5 / 4.3	2-31.0	5-47.2	8-81	7-75	4 / 1
MERCER	4-12	3-12	2-2	1-1	29:51	30:09	-0:18	4.6 / 1.9	8.6 / 9.3	6.5 / 4.4	3-43.3	8-36.1	9-98	7-54	3 / 2
Florida	7-13	3-12	1-1	3-4	28:05	31:55	-3:50	3.2 / 5.7	6.9 / 7.2	5.3 / 6.3	4-42.5	2-47.0	11-75	7-67	1 / 2
SOUTHERN MISS	6-10	5-15	1-1	0-1	31:06	28:54	2:12	6.4 / 2.5	15.2 / 5.5	10.3 / 3.7	2-39.0	9-44.6	7-62	5-36	2 / 2
OLE MISS	6-13	5-14	3-4	2-5	37:59	22:01	15:58	4.2 / 2.3	9.3 / 7.3	5.9 / 4.6	1-37.0	2-51.5	5-52	7-55	2 / 3
Texas A&M	9-18	4-10	0-0	0-0	33:39	26:21	7:18	4.5 / 3.5	7.7 / 9.2	6.4 / 6.5	4-35.0	5-35.4	8-82	6-50	0 / 4
Mississippi State	12-16	7-16	0-0	0-0	29:53	30:07	-0:14	4.8 / -0.1	12.4 / 5.5	7.9 / 4.0	3-37.3	5-40.6	6-60	6-25	7 / 2
TENNESSEE	15-20	2-12	0-0	0-1	40:26	19:34	20:52	4.1 / 2.5	8.6 / 10.1	6.2 / 6.4	3-28.3	7-44.3	4-30	12-97	3 / 2
LSU	4-13	5-18	0-1	5-7	28:44	31:16	-2:32	0.2 / 2.7	8.2 / 5.6	4.9 / 4.0	6-39.7	5-40.2	9-64	6-30	5 / 4
NEW MEXICO ST.	8-12	3-15	0-0	1-1	30:33	29:27	1:06	6.0 / 0.3	9.2 / 4.2	7.5 / 2.4	2-38.0	10-38.5	4-49	3-15	7 / 2
ARKANSAS	6-11	7-16	0-1	3-3	30:30	29:30	1:00	3.1 / 2.6	14.0 / 11.5	8.8 / 6.4	1-32.0	6-44.5	5-45	5-20	3 / 4
Auburn	8-22	5-17	1-4	0-0	29:24	30:36	-1:12	1.9 / 0.6	6.1 / 5.3	4.4 / 2.4	7-37.6	10-42.7	11-129	7-52	6 / 7
GEORGIA	7-14	3-12	0-0	2-4	25:47	34:13	-8:26	4.4 / 3.6	9.6 / 7.1	7.7 / 5.8	5-43.8	4-52.5	7-85	6-45	3 / 0
Totals	102-190	58-183	8-15	18-29	412:59	367:01	45:58	4.1 / 2.5	9.3 / 7.0	6.7 / 4.7	43-38.2	78-42.3	94-912	84-621	46 / 35

Note: Game totals are displayed in the format TEAM/OPPONENT for each category

## ALABAMA INDIVIDUAL STATISTICS

Rushing	gp	att	gain	loss	net	avg	td	lg	avg/g
B. Robinson Jr.	12	223	1114	43	1071	4.8	14	63	89.2
R. Williams	10	48	285	1	284	5.9	1	55	28.4
Trey Sanders	11	56	272	30	242	4.3	2	20	22.0
Jase McClellan	5	40	199	8	191	4.8	1	27	38.2
Jalen Milroe	4	15	75	18	57	3.8	0	15	14.2
Bryce Young	13	71	273	242	31	0.4	3	16	2.4
Christian Leary	6	3	22	0	22	7.3	0	12	3.7
Demouy Kennedy	13	7	17	1	16	2.3	0	7	1.2
John Metchie	13	1	8	0	8	8.0	0	8	0.6
J. Williams	13	2	5	0	5	2.5	0	4	0.4
Slade Bolden	13	1	0	0	0	0.0	0	0	0.0
TEAM	13	6	0	8	-8	-1.3	0	0	-0.6
Total	13	473	2270	351	1919	4.1	21	63	147.6
Opponents	13	428	1500	423	1077	2.5	8	37	82.8
Passing	gp	effic	comp-att-int	pct	yds	td	lg	avg/g	
Bryce Young	13	175.53	314-462-4	68.0	4322	43	94	332.5	
Paul Tyson	12	141.25	10-16-0	62.5	150	0	39	12.5	
Jalen Milroe	4	139.20	3-7-0	42.9	41	1	24	10.2	
Braxton Barker	1	184.00	1-1-0	100.0	10	0	10	10.0	
Total	13	173.90	328-486-4	67.5	4523	44	94	347.9	
Opponents	13	133.90	262-412-15	63.6	2902	23	70	223.2	

Receiving	gp	no.	yds	avg	td	lg	avg/g
John Metchie	13	96	1142	11.9	8	46	87.8
J. Williams	13	68	1445	21.2	15	94	111.2
Slade Bolden	13	32	333	10.4	2	29	25.6
B. Robinson Jr.	12	31	268	8.6	2	51	22.3
Cameron Latu	13	20	299	14.9	6	28	23.0
J. Billingsley	13	16	244	15.2	3	33	18.8
Traeshon Holden	13	15	211	14.1	1	29	16.2
JoJo Earle	10	12	148	12.3	0	39	14.8
Jase McClellan	5	10	97	9.7	3	21	19.4
Javon Baker	10	7	101	14.4	1	35	10.1
Ja'Corey Brooks	13	5	79	15.8	1	28	6.1
R. Williams	10	5	57	11.4	1	24	5.7
Trey Sanders	11	4	51	12.8	0	36	4.6
Agiye Hall	5	2	20	10.0	0	10	4.0
T. Jones-Bell	4	2	16	8.0	0	8	4.0
Christian Leary	6	2	4	2.0	1	11	0.7
Robbie Ouzts	11	1	8	8.0	0	8	0.7
Total	13	328	4523	13.8	44	94	347.9
Opponents	13	262	2902	11.1	23	70	223.2
Punt Returns	no.	yds	avg	td	lg		
JoJo Earle	14	95	6.8	0	29		
Slade Bolden	11	102	9.3	0	25		
Ja'Corey Brooks	1	19	19.0	0	0		
Christian Leary	1	2	2.0	0	0		
Chris Braswell	1	11	11.0	0	0		
Jase McClellan	0	33	0.0	1	33		
King Mwikuta	0	0	0.0	1	0		
Jaylen Moody	0	20	0.0	0	20		
Total	28	282	10.1	2	33		
Opponents	12	73	6.1	0	19		



## ALABAMA INDIVIDUAL STATISTICS

Interceptions	no.	yds	avg	td	lg
Jordan Battle	3	111	37.0	2	42
J. Armour-Davis	3	51	17.0	0	47
D. Hellams	3	6	2.0	0	6
Josh Jobe	2	6	3.0	0	6
Jaylen Moody	1	13	13.0	0	13
Marcus Banks	1	0	0.0	0	0
Malachi Moore	1	-1	-1.0	0	0
K. McKinstry	1	0	0.0	0	0
Total	15	186	12.4	2	47
Opponents	4	17	4.2	0	13

Kick Returns	no.	yds	avg	td	lg
J. Williams	9	337	37.4	2	100
Slade Bolden	5	67	13.4	0	24
Cameron Latu	2	7	3.5	0	7
John Metchie	1	13	13.0	0	13
J. Billingsley	1	17	17.0	0	17
Total	18	441	24.5	2	100
Opponents	22	384	17.5	1	96

Fumble Returns	no.	yds	avg	td	lg
D. Hellams	1	3	3.0	0	3
Total	1	3	3.0	0	3
Opponents	1	4	4.0	0	4

Scoring	td	fg	PAT				dpx	saf	pts
			kick	rush	rcv	pass			
Will Reichard	-	16-20	68-69	-	-	-	-	-	116
J. Williams	17	-	-	-	1	-	-	-	104
B. Robinson Jr.	16	-	-	-	-	-	-	-	96
John Metchie	8	-	-	-	2	-	-	-	52
Cameron Latu	6	-	-	-	-	-	-	-	36
Jase McClellan	5	-	-	-	-	-	-	-	30
Bryce Young	3	-	-	1-1	-	3-3	-	-	20
J. Billingsley	3	-	-	-	-	-	-	-	18
R. Williams	2	-	-	-	-	-	-	-	12
Trey Sanders	2	-	-	-	-	-	-	-	12
Slade Bolden	2	-	-	-	-	-	-	-	12
Jordan Battle	2	-	-	-	-	-	-	-	12
Javon Baker	1	-	-	-	-	-	-	-	6
King Mwikuta	1	-	-	-	-	-	-	-	6
Christian Leary	1	-	-	-	-	-	-	-	6
Ja'Corey Brooks	1	-	-	-	-	-	-	-	6
Traeshon Holden	1	-	-	-	-	-	-	-	6
Jack Martin	-	1-1	-	-	-	-	-	-	3
Total	71	17-21	68-69	1-1	3	3-3	-	-	553
Opponents	32	13-13	30-31	0-1	1	1-2	-	-	263

Total Offense	g	plays	rush	pass	total	avg/g
Bryce Young	13	533	31	4322	4353	334.8
B. Robinson Jr.	12	223	1071	0	1071	89.2
R. Williams	10	48	284	0	284	28.4
Trey Sanders	11	56	242	0	242	22.0
Jase McClellan	5	40	191	0	191	38.2
Paul Tyson	12	16	0	150	150	12.5
Jalen Milroe	4	22	57	41	98	24.5
Christian Leary	6	3	22	0	22	3.7
Demouy Kennedy	13	7	16	0	16	1.2
Braxton Barker	1	1	0	10	10	10.0
John Metchie	13	1	8	0	8	0.6
J. Williams	13	2	5	0	5	0.4
TEAM	13	6	-8	0	-8	-0.6
Total	13	959	1919	4523	6442	495.5
Opponents	13	840	1077	2902	3979	306.1

Field Goals	fg	pct.	01-19	20-29	30-39	40-49	50-59	lg	blk
Will Reichard	16-20	80.0	0-0	3-3	7-8	5-7	1-2	51	0
Jack Martin	1-1	100.0	0-0	1-1	0-0	0-0	0-0	29	0

FG Sequence	Alabama	Opponents
Miami	(38),(51),(40)	(37),(28)
Mercer	(30),(34),(40)	-
Florida	(24)	(25)
Southern Miss	-	-
Ole Miss	-	-
Texas A&M	(38),(26),(22)	(38),(28)
Mississippi State	-	(44),(37),(37)
Tennessee	54,(45)	(25)
LSU	49	-
New Mexico St.	(29)	(50)
Arkansas	(48),(47),(30)	-
Auburn	(30),(38)	(33),(49)
Georgia	(33),(41)	(38)

Numbers in (parentheses) indicate field goal was made.

Punting	no.	yds	avg	lg	tb	fc	i20	50+	blk
James Burnip	42	1642	39.1	50	0	17	13	1	0
TEAM	1	0	0.0	0	0	0	0	0	1
Total	43	1642	38.2	50	0	17	13	1	1
Opponents	78	3303	42.3	68	5	22	22	18	3

Kickoffs	no.	yds	avg	tb	ob	retn	net	ydln
Will Reichard	94	5493	58.4	50	3			
Jack Martin	5	297	59.4	3	1			
Total	99	5790	58.5	53	4	17.5	41.2	23
Opponents	54	3185	59.0	30	3	24.5	36.9	28

All Purpose	g	rush	rcv	pr	kr	ir	total	avg/g
J. Williams	13	5	1445	0	337	0	1787	137.5
B. Robinson Jr.	12	1071	268	0	0	0	1339	111.6
John Metchie	13	8	1142	0	13	0	1163	89.5
Slade Bolden	13	0	333	102	67	0	502	38.6
R. Williams	10	284	57	0	0	0	341	34.1
Jase McClellan	5	191	97	33	0	0	321	64.2
Cameron Latu	13	0	299	0	7	0	306	23.5
Trey Sanders	11	242	51	0	0	0	293	26.6
J. Billingsley	13	0	244	0	17	0	261	20.1
JoJo Earle	10	0	148	95	0	0	243	24.3
Traeshon Holde	13	0	211	0	0	0	211	16.2
Jordan Battle	13	0	0	0	0	111	111	8.5
Javon Baker	10	0	101	0	0	0	101	10.1
Ja'Corey Brooks	13	0	79	19	0	0	98	7.5
Jalen Milroe	4	57	0	0	0	0	57	14.2
J. Armour-Davis	10	0	0	0	0	51	51	5.1
Jaylen Moody	13	0	0	20	0	13	33	2.5
Bryce Young	13	31	0	0	0	0	31	2.4
Christian Leary	6	22	4	2	0	0	28	4.7
Agiye Hall	5	0	20	0	0	0	20	4.0
T. Jones-Bell	4	0	16	0	0	0	16	4.0
Demouy Kenned	13	16	0	0	0	0	16	1.2
Chris Braswell	12	0	0	11	0	0	11	0.9
Robbie Ouzts	11	0	8	0	0	0	8	0.7
Josh Jobe	12	0	0	0	0	6	6	0.5
D. Hellams	13	0	0	0	0	6	6	0.5
Malachi Moore	13	0	0	0	0	-1	-1	-0.1
TEAM	13	-8	0	0	0	0	-8	-0.6
Total	13	1919	4523	282	441	186	7351	565.5
Opponents	13	1077	2902	73	384	17	4453	342.5

## ALABAMA DEFENSIVE STATISTICS

#	Defensive Leaders	gp	Tackles				Sacks no-yds	Pass defense			Fumbles		blkd	
			ua	a	tot	tfl/yds		int-yds	brup	qbh	rcv-yds	ff	kick	saf
10	Henry To'oTo'o	13	48	54	102	8.5-41	4.0-29	.	1	2	.	1	.	.
31	W. Anderson Jr.	13	53	39	92	32.5-136	15.5-96	.	2	9	.	.	.	.
9A	Jordan Battle	13	42	33	75	1.0-1	.	3-111	3	1	.	.	.	.
2	D. Hellams	13	49	25	74	1.5-5	.	3-6	3	1	0-3	.	.	.
8A	C. Harris	13	39	29	68	8.0-22	2.0-10	.	3	3	.	1	.	.
48	P. Mathis	13	16	30	46	10.0-49	8.0-46	.	.	6	2-0	1	.	.
14	Brian Branch	13	26	18	44	4.5-16	0.5-3	.	7	1	.	.	.	.
28	Josh Jobe	12	28	10	38	1.0-7	.	2-6	4	.	.	.	.	.
47	Byron Young	13	17	20	37	9.0-27	2.0-11	.	.	2	.	.	.	.
5	J. Armour-Davis	10	21	9	30	1.0-1	.	3-51	4	1	.	.	.	.
3	Daniel Wright	13	15	11	26	1.0-4	1.0-4	.	3	1	.	.	.	.
15	Dallas Turner	13	11	14	25	7.0-42	5.5-36	.	.	5	1-0	.	.	.
20	Drew Sanders	10	12	12	24	2.5-13	1.0-7	.	2	4	.	.	.	.
50	Tim Smith	13	10	14	24	4.0-8	0.5-1	.	1	.	.	.	.	.
92	Justin Eboigbe	13	8	10	18	0.5-1	0.5-1	.	2	1	2-0	.	.	.
13	Malachi Moore	13	11	6	17	2.0-3	.	1--1	1	1	.	.	.	.
1A	K. McKinstry	13	5	11	16	1.0-13	1.0-13	1-0	1	.	.	.	.	.
94	DJ Dale	11	10	5	15	3.0-12	1.0-4	.	.	1	.	.	.	.
41	Chris Braswell	12	7	6	13	1.0-1	.	.	.	2	.	.	1	.
42	Jaylen Moody	13	3	8	11	.	.	1-13	.	.	.	.	.	.
1F	LaBryan Ray	11	5	5	10	3.0-12	1.0-7	.	.	4	.	.	.	.
35	Shane Lee	9	1	5	6	0.5-0	0.5-0	.	.	1	.	.	.	.
37	Demouy Kennedy	13	2	4	6	.	.	.	.	.	.	.	.	.
26	Marcus Banks	8	4	2	6	0.5-0	.	1-0	.	.	.	.	.	.
90	S. Wynn Jr.	7	1	4	5	.	.	.	.	1	.	.	.	.
1	J. Williams	13	3	1	4	.	.	.	.	.	.	.	.	.
21	Jase McClellan	5	1	3	4	.	.	.	.	.	.	.	.	.
4A	C. Allen	1	2	1	3	1.0-7	1.0-7	.	.	.	.	1	.	.
40	K. Blackshire	8	2	1	3	.	.	.	.	.	.	.	.	.
98	Jamil Burroughs	3	2	.	2	1.0-9	1.0-9	.	.	.	.	.	.	.
1C	Kristian Story	10	1	1	2	.	.	.	.	.	.	.	.	.
27	DeVonta Smith	7	1	1	2	.	.	.	.	.	.	.	.	.
6A	Khyree Jackson	10	2	.	2	.	.	.	.	.	.	.	.	.
18	Slade Bolden	13	1	.	1	.	.	.	.	.	.	.	.	.
93	J. Latham	3	1	.	1	.	.	.	.	.	.	.	.	.
71	D. Dalcourt	11	1	.	1	.	.	.	.	.	.	.	.	.
6	Trey Sanders	11	1	.	1	.	.	.	.	.	.	.	.	.
23	R. Williams	10	1	.	1	.	.	.	.	.	.	.	.	.
1B	JoJo Earle	10	.	1	1	.	.	.	.	.	.	.	.	.
30	King Mwikuta	12	1	.	1	1.0-20	.	.	.	.	.	.	.	.
11	Traeshon Holden	13	.	1	1	.	.	.	.	.	.	.	.	.
12	Christian Leary	6	.	.	.	.	.	.	.	.	.	.	1	.
7	Ja'Corey Brooks	13	.	.	.	.	.	.	.	.	.	.	1	.
Total		13	464	394	858	106-450	46-284	15-186	37	47	5-3	4	3	.
Opponents		13	507	496	1003	89-374	35-236	4-17	29	49	6-4	11	1	.

## PARTICIPATION CHART

##	PLAYER	GP-GS	UM	MER	UF	USM	OM	TAMU	MS	UT	LSU	NMSU	ARK	AU	UGA
4	B. Robinson Jr.	12/12	START	START	START	...	START	START	START	START	START	START	START	START	START
74	D. George Jr.	10/3	...	XXX	...	XXX	XXX	...	XXX	XXX	XXX	START	START	START	XXX
55	Emil Ekiyor Jr.	13/13	START	START	START	START	START	START	START	START	START	START	START	START	START
90	S. Wynn Jr.	7/-	XXX	XXX	...	XXX	XXX	...	XXX	...	...	XXX	XXX	...	...
31	W. Anderson Jr.	13/13	START	START	START	START	START	START	START	START	START	START	START	START	START
4A	C. Allen	1/1	START	...	...	...	...	...	...	...	...	...	...	...	...
5	J. Armour-Davis	10/10	START	...	START	START	START	START	START	START	START	START	START	...	...
5A	Javon Baker	10/-	XXX	XXX	XXX	XXX	...	...	XXX	XXX	XXX	XXX	XXX	XXX	XXX
26	Marcus Banks	8/1	XXX	START	...	XXX	XXX	XXX	XXX	XXX	XXX	...	...	...	...
7A	Braxton Barker	1/-	...	...	...	...	...	...	...	...	...	XXX	...	...	...
9A	Jordan Battle	13/13	START	START	START	START	START	START	START	START	START	START	START	START	START
19	J. Billingsley	13/1	XXX	XXX	XXX	XXX	XXX	START	XXX	XXX	XXX	XXX	XXX	XXX	XXX
40	K. Blackshire	8/-	XXX	XXX	XXX	XXX	XXX	...	XXX	XXX	...	...	...	...	XXX
18	Slade Bolden	13/8	START	XXX	START	XXX	XXX	XXX	START	START	XXX	START	START	START	START
51	Tanner Bowles	1/-	...	...	...	...	...	...	...	...	...	XXX	...	...	...
14	Brian Branch	13/5	START	XXX	START	XXX	XXX	XXX	START	XXX	XXX	XXX	XXX	START	START
41	Chris Braswell	12/-	XXX	XXX	XXX	XXX	XXX	XXX	XXX	XXX	XXX	XXX	XXX	...	XXX
7	Ja'Corey Brooks	13/-	XXX	XXX	XXX	XXX	XXX	XXX	XXX	XXX	XXX	XXX	XXX	XXX	XXX
75	Tommy Brown	9/1	XXX	XXX	...	XXX	XXX	...	XXX	XXX	XXX	START	XXX	...	...
86	James Burnip	13/-	XXX	XXX	XXX	XXX	XXX	XXX	XXX	XXX	XXX	XXX	XXX	XXX	XXX
98	Jamil Burroughs	3/-	XXX	XXX	...	XXX	...	...	...	...	...	...	...	...	...
70	Javion Cohen	12/12	START	START	START	START	START	START	START	START	START	...	START	START	START
71	D. Dalcourt	11/11	START	START	START	START	START	START	START	START	START	...	START	START	...
94	DJ Dale	11/10	START	START	START	START	START	START	XXX	START	START	START	...	...	START
1B	JoJo Earle	10/1	XXX	XXX	XXX	START	XXX	XXX	XXX	XXX	XXX	XXX	...	...	...
92	Justin Eboigbe	13/3	START	START	START	XXX	XXX	XXX	XXX	XXX	XXX	XXX	XXX	XXX	XXX
95	M. Goodwine	2/-	...	...	...	XXX	...	...	...	...	...	XXX	...	...	...
84	Agiye Hall	5/-	XXX	XXX	...	...	XXX	...	XXX	...	...	XXX	...	...	...
8A	C. Harris	13/13	START	START	START	START	START	START	START	START	START	START	START	START	START
2	D. Hellams	13/10	XXX	START	START	START	START	START	XXX	XXX	START	START	START	START	START
5C	K. Hibbett	13/-	XXX	XXX	XXX	XXX	XXX	XXX	XXX	XXX	XXX	XXX	XXX	XXX	XXX
11	Traeshon Holden	13/-	XXX	XXX	XXX	XXX	XXX	XXX	XXX	XXX	XXX	XXX	XXX	XXX	XXX
69	T. Ferguson II	1/-	...	...	...	...	...	...	...	...	...	XXX	...	...	...
6A	Khyree Jackson	10/-	XXX	XXX	...	XXX	...	...	XXX	XXX	XXX	XXX	XXX	XXX	XXX
28	Josh Jobe	12/11	START	...	START	START	START	START	START	START	XXX	START	START	START	START
1E	T. Jones-Bell	4/-	XXX	XXX	...	XXX	...	...	...	...	...	XXX	...	...	...
37	Demouy Kennedy	13/-	XXX	XXX	XXX	XXX	XXX	XXX	XXX	XXX	XXX	XXX	XXX	XXX	XXX
78	Amari Knight	6/-	XXX	XXX	...	XXX	...	...	XXX	XXX	...	XXX	...	...	...
93	J. Latham	3/-	XXX	...	...	...	...	...	...	...	...	XXX	...	...	XXX
65	JC Latham	12/-	XXX	XXX	XXX	XXX	XXX	XXX	XXX	XXX	XXX	XXX	XXX	XXX	...
81	Cameron Latu	13/12	XXX	START	START	START	START	START	START	START	START	START	START	START	START
32	Deontae Lawson	4/-	XXX	XXX	...	XXX	...	...	...	...	...	XXX	...	...	...
12	Christian Leary	6/-	...	...	...	...	...	...	XXX	XXX	...	XXX	XXX	XXX	XXX
35	Shane Lee	9/-	...	...	...	XXX	...	XXX	XXX	XXX	XXX	XXX	XXX	XXX	XXX
9B	Jack Martin	4/-	XXX	XXX	...	XXX	...	...	...	...	...	XXX	...	...	...
48	P. Mathis	13/10	XXX	XXX	XXX	START	START	START	START	START	START	START	START	START	START
21	Jase McClellan	5/1	XXX	XXX	XXX	START	XXX	...	...	...	...	XXX	...	...	...
1A	K. McKinstry	13/4	XXX	START	XXX	XXX	XXX	XXX	XXX	XXX	START	XXX	XXX	START	START
56	Seth McLaughlin	8/1	XXX	XXX	...	XXX	...	...	XXX	XXX	...	XXX	...	XXX	START
8	John Metchie	13/13	START	START	START	START	START	START	START	START	START	START	START	START	START
2A	Jalen Milroe	4/-	XXX	XXX	...	XXX	...	...	...	...	...	XXX	...	...	...
42	Jaylen Moody	13/-	XXX	XXX	XXX	XXX	XXX	XXX	XXX	XXX	XXX	XXX	XXX	XXX	XXX
13	Malachi Moore	13/9	START	XXX	XXX	START	START	START	START	START	START	START	START	XXX	XXX
30	King Mwikuta	12/-	XXX	XXX	XXX	XXX	...	XXX	XXX	XXX	XXX	XXX	XXX	XXX	XXX
73	Evan Neal	13/13	START	START	START	START	START	START	START	START	START	START	START	START	START
45	Robbie Ouzts	11/-	XXX	XXX	XXX	XXX	XXX	XXX	XXX	XXX	XXX	XXX	XXX	...	...
79	Chris Owens	13/11	START	START	START	START	START	START	START	START	START	START	XXX	XXX	START
72	Pierce Quick	1/-	XXX	...	...	...	...	...	...	...	...	...	...	...	...
60	K. Randolph	13/4	START	START	XXX	XXX	START	XXX	XXX	XXX	START	XXX	XXX	XXX	XXX
1F	LaBryan Ray	11/2	...	...	XXX	XXX	XXX	XXX	START	START	XXX	XXX	XXX	XXX	XXX
16	Will Reichard	13/-	XXX	XXX	XXX	XXX	XXX	XXX	XXX	XXX	XXX	XXX	XXX	XXX	XXX
2B	J. Robinson	1/-	...	XXX	...	...	...	...	...	...	...	...	...	...	...
34	Q. Robinson	7/-	...	...	...	XXX	XXX	XXX	XXX	XXX	...	XXX	...	XXX	...
20	Drew Sanders	10/3	XXX	START	XXX	START	START	...	...	...	XXX	XXX	XXX	XXX	XXX
6	Trey Sanders	11/-	XXX	XXX	...	XXX	XXX	XXX	XXX	XXX	...	XXX	XXX	XXX	XXX
27	DeVonta Smith	7/-	XXX	...	...	...	...	...	XXX	...	XXX	XXX	XXX	XXX	XXX
50	Tim Smith	13/2	XXX	XXX	XXX	XXX	XXX	XXX	XXX	XXX	XXX	XXX	START	START	XXX
1C	Kristian Story	10/-	XXX	XXX	...	XXX	XXX	XXX	XXX	...	XXX	XXX	...	XXX	XXX
88	Major Tennison	1/-	XXX	...	...	...	...	...	...	...	...	...	...	...	...
10	Henry To'oTo'o	13/13	START	START	START	START	START	START	START	START	START	START	START	START	START
15	Dallas Turner	13/3	XXX	XXX	XXX	XXX	XXX	START	XXX	XXX	START	START	XXX	XXX	XXX
17	Paul Tyson	12/-	XXX	XXX	XXX	XXX	XXX	XXX	XXX	XXX	XXX	XXX	XXX	XXX	...
1	J. Williams	13/13	START	START	START	START	START	START	START	START	START	START	START	START	START
23	R. Williams	10/-	XXX	XXX	XXX	XXX	XXX	XXX	XXX	XXX	XXX	XXX	...	...	...
3	Daniel Wright	13/2	XXX	XXX	XXX	XXX	XXX	XXX	START	START	XXX	XXX	XXX	XXX	XXX
9	Bryce Young	13/13	START	START	START	START	START	START	START	START	START	START	START	START	START
47	Byron Young	13/5	XXX	START	START	XXX	XXX	XXX	XXX	XXX	XXX	XXX	START	START	START

## ALABAMA RUSHING/RECEIVING/PASSING GAME-BY-GAME

RUSHING	No-Yds/TD	UM	MER	UF	USM	OM	TAMU	MS	UT	LSU	NMSU	ARK	AU	UGA
B. Robinson Jr.	223-1071/14	12-60/0	10-70/1	15-78/1	DNP	36-171/4	24-147/0	19-73/2	26-107/3	13-18/1	9-99/2	27-122/0	16-71/0	16-55/0
R. Williams	48-284/1	6-18/0	4-11/0	-	11-110/1	3-15/0	2-3/0	11-78/0	8-29/0	2-9/0	1-11/0	DNP	DNP	DNP
Trey Sanders	56-242/2	8-41/1	7-30/0	DNP	5-12/0	-	-	4-27/0	3-19/0	DNP	12-66/1	1-3/0	10-23/0	6-21/0
Jase McClellan	40-191/1	9-36/0	4-13/1	9-17/0	12-97/0	6-28/0	DNP	DNP	DNP	DNP	DNP	DNP	DNP	DNP
Jalen Milroe	15-57/0	1--7/0	7-33/0	DNP	2-5/0	DNP	DNP	DNP	DNP	DNP	5-26/0	DNP	DNP	DNP
Bryce Young	71-31/3	2--1/0	2-1/0	4--4/0	2--11/0	5--4/0	7--1/0	6-18/0	10-42/2	9--22/0	4-7/0	6--11/0	11--23/0	3-40/1
Christian Leary	3-22/0	DNP	DNP	DNP	DNP	DNP	DNP	-	-	DNP	3-22/0	-	-	-
Demouy Kennedy	7-16/0	-	-	-	-	-	-	-	-	-	7-16/0	-	-	-
John Metchie	1-8/0	-	-	-	-	-	-	-	1-8/0	-	-	-	-	-
J. Williams	2-5/0	-	-	-	-	-	1-4/0	-	-	1-1/0	-	-	-	-
Slade Bolden	1-0/0	-	-	-	-	-	-	-	-	1-0/0	-	-	-	-
TEAM	6--8/0	-	-	-	1--2/0	-	-	1--1/0	1--2/0	-	-	2--2/0	-	1--1/0

RECEIVING	No-Yds/TD	UM	MER	UF	USM	OM	TAMU	MS	UT	LSU	NMSU	ARK	AU	UGA
J. Williams	68-1445/15	4-126/1	3-31/1	4-61/0	1-81/1	5-65/0	10-146/2	2-77/1	6-123/0	10-160/1	6-158/3	8-190/3	2-43/0	7-184/2
John Metchie	96-1142/8	6-76/1	5-70/0	6-49/0	7-45/0	3-35/1	7-88/0	7-117/1	11-121/2	9-73/1	6-48/0	10-173/1	13-150/0	6-97/1
Slade Bolden	32-333/2	3-26/0	1-18/1	3-19/0	2-27/0	4-58/0	2-16/0	2-9/0	3-16/0	2-22/0	1-13/0	3-49/0	1-6/1	5-54/0
Cameron Latu	20-299/6	3-43/2	-	2-19/0	3-57/2	1-3/1	1-10/0	-	3-55/0	1-15/0	1-12/1	3-58/0	1-14/0	1-13/0
B. Robinson Jr.	31-268/2	2-0/0	1-10/0	1-7/1	DNP	-	4-60/0	5-68/1	4-16/0	1-8/0	5-36/0	3-18/0	3-29/0	2-16/0
J. Billingsley	16-244/3	-	-	1-26/1	5-105/1	4-47/0	-	-	1-8/0	-	1-5/1	1-12/0	1-14/0	2-27/0
Traeshon Holden	15-211/1	1-12/0	2-31/0	-	1-9/0	1-21/0	1-2/0	3-70/1	2-34/0	-	2-11/0	-	-	2-21/0
JoJo Earle	12-148/0	2-25/0	7-85/0	1-18/0	-	1-1/0	1-19/0	-	-	-	-	DNP	DNP	DNP
Javon Baker	7-101/1	3-21/0	-	-	2-59/1	DNP	DNP	DNP	-	-	2-21/0	-	-	-
Jase McClellan	10-97/3	3-15/0	1-21/1	4-41/1	1-9/1	1-11/0	DNP	DNP	DNP	DNP	DNP	DNP	DNP	DNP
Ja'Corey Brooks	5-79/1	-	-	-	-	-	-	-	-	-	1-9/0	1-12/0	2-49/1	1-9/0
R. Williams	5-57/1	-	-	-	-	-	2-28/1	1-7/0	1--2/0	1-24/0	-	DNP	DNP	DNP
Trey Sanders	4-51/0	-	-	DNP	1-3/0	-	-	-	-	DNP	-	1-36/0	2-12/0	-
Agiye Hall	2-20/0	1-10/0	-	DNP	DNP	-	DNP	-	DNP	DNP	1-10/0	DNP	DNP	DNP
T. Jones-Bell	2-16/0	-	-	DNP	-	DNP	DNP	DNP	DNP	DNP	2-16/0	DNP	DNP	DNP
Robbie Ouzts	1-8/0	-	-	-	-	-	-	-	-	-	1-8/0	-	DNP	DNP
Christian Leary	2-4/1	DNP	DNP	DNP	DNP	DNP	DNP	-	-	DNP	1--7/0	1-11/1	-	-

#9 Bryce Young	Comp	Att	Int	Pct	Yards	TD	Long	Sacked	Effic
Miami	27	38	0	71.1	344	4	94	1-7	181.83
Mercer	19	27	0	70.4	227	3	41	1-7	177.66
Florida	22	35	0	62.9	240	3	29	2-9	148.74
Southern Miss	20	22	1	90.9	313	5	81	2-11	276.33
Ole Miss	20	26	1	76.9	241	2	29	3-11	172.48
Texas A&M	28	48	1	58.3	369	3	40	4-26	139.37
Mississippi State	20	28	0	71.4	348	4	75	2-16	222.97
Tennessee	31	43	0	72.1	371	2	65	2-14	159.92
LSU	24	37	0	64.9	302	2	58	4-43	151.26
New Mexico St.	21	23	0	91.3	270	5	50	1-13	261.65
Arkansas	31	40	0	77.5	559	5	79	4-33	236.14
Auburn	25	51	1	49.0	317	2	34	7-37	110.25
Georgia	26	44	0	59.1	421	3	67	0-0	161.96
TOTALS	314	462	4	68.0	4322	43	94	33-227	175.53

#17 Paul Tyson	Comp	Att	Int	Pct	Yards	TD	Long	Sacked	Effic
Miami	1	1	0	100.0	10	0	10	0-0	184.00
Mercer	1	3	0	33.3	39	0	39	0-0	142.53
Southern Miss	2	3	0	66.7	58	0	35	0-0	229.07
New Mexico St.	6	8	0	75.0	43	0	16	0-0	120.15
Auburn	0	1	0	0.0	0	0	0	0-0	0.00
TOTALS	10	16	0	62.5	150	0	39	0-0	141.25

#2A Jalen Milroe	Comp	Att	Int	Pct	Yards	TD	Long	Sacked	Effic
Mercer	0	1	0	0.0	0	0	0	1-1	0.00
Southern Miss	1	1	0	100.0	24	1	24	0-0	631.60
New Mexico St.	2	5	0	40.0	17	0	9	1-8	68.56
TOTALS	3	7	0	42.9	41	1	24	2-9	139.20

#7A Braxton Barker	Comp	Att	Int	Pct	Yards	TD	Long	Sacked	Effic
New Mexico St.	1	1	0	100.0	10	0	10	0-0	184.00
TOTALS	1	1	0	100.0	10	0	10	0-0	184.00



## ALABAMA TACKLES GAME-BY-GAME

Total Tackles	UA-A	Total	UM	MER	UF	USM	OM	TAMU	MS	UT	LSU	NMSU	ARK	AU	UGA
Henry To'oTo'o	48-54	102	1-6	2-4	3-6	2-1	3-8	2-4	7-6	2-3	4-5	1-2	8-5	6-3	7-1
W. Anderson Jr.	53-39	92	2-7	1-2	4-3	3-2	4-5	1-5	5-1	6-2	8-4	3-0	7-4	6-1	3-3
Jordan Battle	42-33	75	0-5	1-2	3-0	2-5	7-2	3-2	5-2	1-1	4-5	3-2	3-3	6-2	4-2
D. Hellams	49-25	74	-	3-0	7-4	4-1	6-5	4-3	1-0	4-2	2-1	1-0	8-3	3-3	6-3
C. Harris	39-29	68	2-3	4-4	3-3	4-1	1-2	3-1	2-3	4-1	1-5	5-1	3-2	4-1	3-2
P. Mathis	16-30	46	1-4	2-1	1-6	0-1	2-1	0-3	1-0	2-2	2-7	-	2-3	2-1	1-1
Brian Branch	26-18	44	3-2	1-0	1-1	3-0	-	8-3	1-4	-	0-1	4-2	1-2	4-0	0-3
Josh Jobe	28-10	38	3-2	DNP	3-1	1-0	0-1	0-1	6-0	1-2	2-0	2-0	1-1	3-1	6-1
Byron Young	17-20	37	0-3	2-2	1-3	1-0	2-1	1-0	2-1	0-1	2-3	1-0	1-3	3-1	1-2
J. Armour-Davis	21-9	30	2-0	DNP	1-0	2-1	1-2	2-0	2-3	1-1	2-0	6-0	2-2	DNP	DNP
Daniel Wright	15-11	26	1-3	1-2	-	2-1	-	-	4-1	2-1	1-0	1-1	1-1	1-1	1-0
Dallas Turner	11-14	25	-	1-2	-	0-1	-	2-3	-	1-1	2-3	2-0	0-3	2-1	1-0
Drew Sanders	12-12	24	2-4	1-1	4-2	0-1	3-2	DNP	DNP	DNP	-	1-1	-	-	1-1
Tim Smith	10-14	24	1-1	0-2	0-3	-	2-2	1-1	-	0-1	1-0	1-0	0-1	2-0	2-3
Justin Eboigbe	8-10	18	2-1	-	0-1	0-1	1-1	-	1-0	1-2	2-1	0-1	0-2	1-0	-
Malachi Moore	11-6	17	1-1	-	2-1	1-0	0-1	-	1-0	2-0	0-2	3-1	1-0	-	-
K. McKinstry	5-11	16	-	1-5	0-1	0-1	-	-	-	-	0-1	-	0-2	2-0	2-1
DJ Dale	10-5	15	-	1-0	3-0	1-0	1-0	1-0	-	0-1	1-1	1-0	DNP	DNP	1-3
Chris Braswell	7-6	13	0-2	1-2	1-1	2-1	-	-	-	-	1-0	2-0	-	DNP	-
Jaylen Moody	3-8	11	0-1	1-4	1-0	1-2	0-1	-	-	-	-	-	-	-	-
LaBryan Ray	5-5	10	DNP	DNP	0-1	-	0-1	-	0-1	2-0	0-1	1-0	0-1	2-0	-
Shane Lee	1-5	6	DNP	DNP	DNP	0-2	DNP	-	1-2	-	-	0-1	-	-	-
Marcus Banks	4-2	6	-	2-2	DNP	-	-	-	1-0	-	1-0	DNP	DNP	DNP	DNP
Demouy Kennedy	2-4	6	-	-	-	0-2	0-1	-	-	0-1	-	1-0	-	-	1-0
S. Wynn Jr.	1-4	5	0-2	0-2	DNP	-	-	DNP	1-0	DNP	DNP	-	-	DNP	DNP
Jase McClellan	1-3	4	-	1-1	0-1	0-1	-	DNP	DNP	DNP	DNP	DNP	DNP	DNP	DNP
J. Williams	3-1	4	-	1-0	-	-	0-1	-	-	-	-	-	-	1-0	1-0
K. Blackshire	2-1	3	1-0	-	-	1-0	0-1	DNP	-	-	DNP	DNP	DNP	DNP	-
C. Allen	2-1	3	2-1	DNP	DNP	DNP	DNP	DNP	DNP	DNP	DNP	DNP	DNP	DNP	DNP
Khyree Jackson	2-0	2	-	1-0	DNP	-	DNP	DNP	-	-	-	1-0	-	-	-
DeVonta Smith	1-1	2	-	DNP	DNP	DNP	DNP	DNP	-	DNP	-	1-0	-	0-1	-
Jamil Burroughs	2-0	2	-	-	DNP	2-0	DNP	DNP	DNP	DNP	DNP	DNP	DNP	DNP	DNP
Kristian Story	1-1	2	-	-	DNP	0-1	-	-	-	DNP	-	1-0	DNP	-	-
JoJo Earle	0-1	1	-	-	-	0-1	-	-	-	-	-	-	DNP	DNP	DNP
J. Latham	1-0	1	-	DNP	DNP	DNP	DNP	DNP	DNP	DNP	DNP	1-0	DNP	DNP	-
R. Williams	1-0	1	-	-	-	-	1-0	-	-	-	-	-	DNP	DNP	DNP
Slade Bolden	1-0	1	-	-	-	-	-	-	-	-	1-0	-	-	-	-
Trey Sanders	1-0	1	-	-	DNP	-	-	-	-	-	DNP	-	-	-	1-0
Traeshon Holden	0-1	1	-	-	-	0-1	-	-	-	-	-	-	-	-	-
D. Dalcourt	1-0	1	1-0	-	-	-	-	-	-	-	-	DNP	-	-	DNP
King Mwikuta	1-0	1	-	1-0	-	-	DNP	-	-	-	-	-	-	-	-

## SUPERLATIVES

### INDIVIDUAL GAME HIGHS

Rushes	36	B. Robinson Jr. vs Ole Miss (Oct 2, 2021)
Yards Rushing	171	B. Robinson Jr. vs Ole Miss (Oct 2, 2021)
TD Rushes	4	B. Robinson Jr. vs Ole Miss (Oct 2, 2021)
Long Rush	63	B. Robinson Jr. vs New Mexico St. (Nov 13, 2021)
Pass attempts	51	Bryce Young at Auburn (Nov 27, 2021)
Pass completions	31	Bryce Young vs Tennessee (Oct 23, 2021)
	31	Bryce Young vs Arkansas (Nov 20, 2021)
Yards Passing	559	Bryce Young vs Arkansas (Nov 20, 2021)
TD Passes	5	Bryce Young vs Southern Miss (Sep 25, 2021)
	5	Bryce Young vs New Mexico St. (Nov 13, 2021)
	5	Bryce Young vs Arkansas (Nov 20, 2021)
Long Pass	94	Bryce Young vs Miami (Sep 4, 2021)
Receptions	13	John Metchie at Auburn (Nov 27, 2021)
Yards Receiving	190	J. Williams vs Arkansas (Nov 20, 2021)
TD Receptions	3	J. Williams vs New Mexico St. (Nov 13, 2021)
	3	J. Williams vs Arkansas (Nov 20, 2021)
Long Reception	94	J. Williams vs Miami (Sep 4, 2021)
Field Goals	3	Will Reichard vs Miami (Sep 4, 2021)
	3	Will Reichard at Texas A&M (Oct 9, 2021)
Long Field Goal	51	Will Reichard vs Miami (Sep 4, 2021)
Punts	7	James Burnip at Auburn (Nov 27, 2021)
Punting Avg	43.8	James Burnip vs Georgia (Dec 4, 2021)
Long Punt	50	James Burnip vs Georgia (Dec 4, 2021)
Punts inside 20	3	James Burnip vs LSU (Nov 6, 2021)
Long Punt Return	33	Jase McClellan vs Mercer (Sep 11, 2021)
Long Kickoff Return	100	J. Williams vs Southern Miss (Sep 25, 2021)
Tackles	13	Henry To'oTo'o at Mississippi State (Oct 16, 2021)
	13	Henry To'oTo'o vs Arkansas (Nov 20, 2021)
Sacks	4.0	W. Anderson Jr. at Mississippi State (Oct 16, 2021)
Tackles For Loss	4.0	W. Anderson Jr. at Mississippi State (Oct 16, 2021)
	4.0	W. Anderson Jr. vs LSU (Nov 6, 2021)
Interceptions	2	Jordan Battle at Mississippi State (Oct 16, 2021)

### OPPONENT INDIVIDUAL GAME HIGHS

Rushes	29	Tank Bigsby, at Auburn (Nov 27, 2021)
Yards Rushing	104	Davis-Price,Tyr, vs LSU (Nov 6, 2021)
TD Rushes	2	Pierce,Dameon, at Florida (Sep 18, 2021)
Long Rush	37	Davis-Price,Tyr, vs LSU (Nov 6, 2021)
Pass attempts	55	Will Rogers, at Mississippi State (Oct 16, 2021)
Pass completions	35	Will Rogers, at Mississippi State (Oct 16, 2021)
Yards Passing	340	Bennett,Stetson, vs Georgia (Dec 4, 2021)
TD Passes	3	Calzada,Zach, at Texas A&M (Oct 9, 2021)
	3	Hooker,Hendon, vs Tennessee (Oct 23, 2021)
	3	Jefferson,K.J., vs Arkansas (Nov 20, 2021)
	3	Bennett,Stetson, vs Georgia (Dec 4, 2021)
Long Pass	70	Hooker,Hendon, vs Tennessee (Oct 23, 2021)
Receptions	10	Bowers,Brock, vs Georgia (Dec 4, 2021)
Yards Receiving	179	Burks,Treyton, vs Arkansas (Nov 20, 2021)
TD Receptions	2	Smith,Ainias, at Texas A&M (Oct 9, 2021)
	2	Burks,Treyton, vs Arkansas (Nov 20, 2021)
Long Reception	70	Tillman,Cedric, vs Tennessee (Oct 23, 2021)
Field Goals	3	Brandon Ruiz, at Mississippi State (Oct 16, 2021)
Long Field Goal	50	Albertson,Ethan, vs New Mexico St. (Nov 13, 2021)
Punts	10	Oscar Chapman, at Auburn (Nov 27, 2021)
Punting Avg	52.5	Camarda,Jake, vs Georgia (Dec 4, 2021)
Long Punt	68	Camarda,Jake, vs Georgia (Dec 4, 2021)
Punts inside 20	4	Oscar Chapman, at Auburn (Nov 27, 2021)
Long Punt Return	19	Ja.Johnson, at Auburn (Nov 27, 2021)
Long Kickoff Return	96	Achane,Devon, at Texas A&M (Oct 9, 2021)
Tackles	16	N. Watson, at Mississippi State (Oct 16, 2021)
Sacks	3.0	Derick Hall, at Auburn (Nov 27, 2021)
Tackles For Loss	3.5	Derick Hall, at Auburn (Nov 27, 2021)
Interceptions	1	Shorts,Malik, vs Southern Miss (Sep 25, 2021)
	1	Smith,Keidron, vs Ole Miss (Oct 2, 2021)
	1	Richardson,Dema, at Texas A&M (Oct 9, 2021)
	1	Bydarr Knighten, at Auburn (Nov 27, 2021)

### TEAM GAME HIGHS

Rushes	50	vs Ole Miss (Oct 2, 2021)
Yards Rushing	247	vs New Mexico St. (Nov 13, 2021)
Yards Per Rush	6.4	vs Southern Miss (Sep 25, 2021)
TD Rushes	5	vs Tennessee (Oct 23, 2021)
Pass attempts	52	at Auburn (Nov 27, 2021)
Pass completions	31	vs Tennessee (Oct 23, 2021)
	31	vs Arkansas (Nov 20, 2021)
Yards Passing	559	vs Arkansas (Nov 20, 2021)
Yards Per Pass	15.2	vs Southern Miss (Sep 25, 2021)
TD Passes	6	vs Southern Miss (Sep 25, 2021)
Total Plays	92	vs Tennessee (Oct 23, 2021)
Total Offense	671	vs Arkansas (Nov 20, 2021)
Yards Per Play	10.3	vs Southern Miss (Sep 25, 2021)
Points	63	vs Southern Miss (Sep 25, 2021)
Sacks By	7	at Mississippi State (Oct 16, 2021)
	7	vs New Mexico St. (Nov 13, 2021)
First Downs	32	vs Tennessee (Oct 23, 2021)
Penalties	11	at Florida (Sep 18, 2021)
	11	at Auburn (Nov 27, 2021)
Penalty Yards	129	at Auburn (Nov 27, 2021)
Turnovers	2	at Texas A&M (Oct 9, 2021)
Interceptions By	3	at Mississippi State (Oct 16, 2021)
Punts	7	at Auburn (Nov 27, 2021)
Punting Avg	43.8	vs Georgia (Dec 4, 2021)
Long Punt	50	vs Georgia (Dec 4, 2021)
Punts inside 20	3	vs LSU (Nov 6, 2021)
Long Punt Return	33	vs Mercer (Sep 11, 2021)

### OPPONENT TEAM GAME HIGHS

Rushes	43	at Florida (Sep 18, 2021)
Yards Rushing	246	at Florida (Sep 18, 2021)
Yards Per Rush	5.7	at Florida (Sep 18, 2021)
TD Rushes	4	at Florida (Sep 18, 2021)
Pass attempts	55	at Mississippi State (Oct 16, 2021)
Pass completions	35	at Mississippi State (Oct 16, 2021)
Yards Passing	358	vs Arkansas (Nov 20, 2021)
Yards Per Pass	11.5	vs Arkansas (Nov 20, 2021)
TD Passes	4	vs Arkansas (Nov 20, 2021)
Total Plays	78	vs Georgia (Dec 4, 2021)
Total Offense	468	vs Arkansas (Nov 20, 2021)
Yards Per Play	6.5	at Texas A&M (Oct 9, 2021)
Points	41	at Texas A&M (Oct 9, 2021)
Sacks By	7	at Auburn (Nov 27, 2021)
First Downs	30	vs Georgia (Dec 4, 2021)
Penalties	12	vs Tennessee (Oct 23, 2021)
Penalty Yards	97	vs Tennessee (Oct 23, 2021)
Turnovers	3	vs Miami (Sep 4, 2021)
	3	at Mississippi State (Oct 16, 2021)
Interceptions By	1	vs Southern Miss (Sep 25, 2021)
	1	vs Ole Miss (Oct 2, 2021)
	1	at Texas A&M (Oct 9, 2021)
	1	at Auburn (Nov 27, 2021)
Punts	10	vs New Mexico St. (Nov 13, 2021)
	10	at Auburn (Nov 27, 2021)
Punting Avg	52.5	vs Georgia (Dec 4, 2021)
Long Punt	68	vs Georgia (Dec 4, 2021)
Punts inside 20	4	at Auburn (Nov 27, 2021)
Long Punt Return	19	at Auburn (Nov 27, 2021)

## ALABAMA DRIVE CHARTS

## MIAMI

Team	Qtr	Drive Started			Drive Ended			Consumed		
		Spot	Time	Obtained	Spot	Time	How lost	PI	Yds	TOP
UA	1st	A25	15:00	Kickoff	M00	12:07	*TOUCHDOWN	7	- 75	2:53
UA		A25	09:44	Punt	M20	04:39	*FIELD GOAL	11	- 55	5:05
UA		A20	02:44	Punt	M00	14:12	*TOUCHDOWN	10	- 80	3:32
UA	2nd	M33	13:49	Fumble	M33	11:33	*FIELD GOAL	4	- 0	2:16
UA		A26	09:25	Punt	M00	06:55	*TOUCHDOWN	7	- 74	2:30
UA		A27	04:02	Punt	A44	01:57	Punt	5	- 17	2:05
UA	3rd	A01	10:19	Downs	M00	09:29	*TOUCHDOWN	3	- 99	0:50
UA		M45	09:16	Interception	M00	07:01	*TOUCHDOWN	5	- 45	2:15
UA		A21	05:12	Kickoff	A25	03:19	Fumble	5	- 4	1:53
UA		A25	00:30	Kickoff	M22	07:52	*FIELD GOAL	13	- 53	7:38
UA	4th	M48	07:37	Interception	M47	05:21	Punt	3	- 1	2:16
UA		A22	03:58	Punt	A50	00:15	Downs	7	- 28	3:43

Alabama	1st Qtr	2nd Qtr	3rd Qtr	4th Qtr	1st Half	2nd Half	Total
Time of possession	10:42	07:39	05:34	13:07	18:21	18:41	37:02
3rd down conversions	3-4	1-3	3-3	3-6	4-7	6-9	10-16
Average field position	A23	A40	A25	A37	A31	A29	A30
4th down conversions	0-0	0-0	0-0	0-1	0-0	0-1	0-1

## MERCER

Team	Qtr	Drive Started			Drive Ended			Consumed		
		Spot	Time	Obtained	Spot	Time	How lost	PI	Yds	TOP
UA	1st	C27	14:49	Kickoff	C28	13:00	Punt	3	- 1	1:49
UA		C10	10:57	Punt	C16	08:05	Punt	8	- 6	2:52
UA		B33	06:39	Punt	B33	06:39	*TOUCHDOWN	0	- 0	0:00
UA		C46	04:48	Interception	B00	03:22	*TOUCHDOWN	5	- 54	1:26
UA		C35	02:06	Punt	B00	14:51	*TOUCHDOWN	7	- 65	2:15
UA	2nd	C37	12:53	Punt	C46	10:38	Punt	3	- 9	2:15
UA		B29	08:11	Punt	B00	06:30	*TOUCHDOWN	4	- 29	1:41
UA		B46	04:12	Punt	B13	00:33	*FIELD GOAL	9	- 33	3:39
UA	3rd	C19	12:59	Punt	B00	10:52	*TOUCHDOWN	5	- 81	2:07
UA		C36	08:16	Kickoff	B00	05:50	*TOUCHDOWN	5	- 64	2:26
UA		B47	03:51	Interception	B16	02:23	Missed FG	5	- 31	1:28
UA	4th	C40	12:18	Kickoff	B22	06:41	*FIELD GOAL	11	- 38	5:37
UA		C25	01:54	Punt	C38	00:00	End of half	3	- 13	1:54

Alabama	1st Qtr	2nd Qtr	3rd Qtr	4th Qtr	1st Half	2nd Half	Total
Time of possession	08:24	07:44	06:06	07:37	16:08	13:43	29:51
3rd down conversions	1-3	1-4	0-1	2-4	2-7	2-5	4-12
Average field position	C29	B46	C36	C32	C40	C34	C37
4th down conversions	0-0	1-1	0-0	1-1	1-1	1-1	2-2

## FLORIDA

Team	Qtr	Drive Started			Drive Ended			Consumed		
		Spot	Time	Obtained	Spot	Time	How lost	PI	Yds	TOP
UA	1st	C25	15:00	Kickoff	G00	11:21	*TOUCHDOWN	8	- 75	3:39
UA		C25	07:08	Kickoff	G00	04:14	*TOUCHDOWN	7	- 75	2:54
UA		G38	03:12	Interception	G00	00:48	*TOUCHDOWN	6	- 38	2:24
UA	2nd	C37	12:07	Downs	C31	11:35	Punt	3	- (6)	0:32
UA		C30	09:41	Punt	C35	08:45	Punt	3	- 5	0:56
UA		C26	06:29	Kickoff	C31	04:21	Punt	3	- 5	2:08
UA		C10	00:35	Punt	C09	00:00	End of half	1	- (1)	0:35
UA	3rd	C25	10:20	Kickoff	G00	04:33	*TOUCHDOWN	13	- 75	5:47
UA		C30	00:23	Kickoff	G06	09:30	*FIELD GOAL	14	- 64	5:53
UA	4th	C25	03:10	Kickoff	C43	00:04	Punt	6	- 18	3:06

Alabama	1st Qtr	2nd Qtr	3rd Qtr	4th Qtr	1st Half	2nd Half	Total
Time of possession	08:57	04:16	06:16	08:36	13:13	14:52	28:05
3rd down conversions	3-3	0-3	2-3	2-4	3-6	4-7	7-13
Average field position	C37	C25	C27	C25	C30	C26	C29
4th down conversions	0-0	0-0	1-1	0-0	0-0	1-1	1-1

## SOUTHERN MISS

Team	Qtr	Drive Started			Drive Ended			Consumed		
		Spot	Time	Obtained	Spot	Time	How lost	PI	Yds	TOP
UA	1st	G00	15:00	Kickoff	G00	14:46	*TOUCHDOWN	0	- 0	0:14
UA		C40	13:19	Punt	G00	09:41	*TOUCHDOWN	8	- 60	3:38
UA		C24	05:25	Interception	G00	03:00	*TOUCHDOWN	6	- 76	2:25
UA		C40	00:31	Punt	G00	14:26	*TOUCHDOWN	4	- 60	1:05
UA	2nd	C19	12:50	Punt	G00	12:36	*TOUCHDOWN	1	- 81	0:14
UA		C28	10:33	Punt	C26	08:55	Punt	3	- (2)	1:38
UA		C03	05:19	Kickoff	G00	00:15	*TOUCHDOWN	10	- 97	5:04
UA	3rd	C32	13:52	Punt	G00	12:22	*TOUCHDOWN	4	- 68	1:30
UA		C06	10:32	Punt	G29	04:00	Interception	11	- 65	6:32
UA	4th	G00	13:16	Kickoff	G00	13:16	*TOUCHDOWN	0	- 0	0:00
UA		C20	09:32	Punt	C24	08:04	Punt	3	- 4	1:28
UA		C15	06:58	Punt	G00	02:49	*TOUCHDOWN	8	- 85	4:09
UA		C40	00:25	Punt	C38	00:00	End of half	1	- (2)	0:25

Alabama	1st Qtr	2nd Qtr	3rd Qtr	4th Qtr	1st Half	2nd Half	Total
Time of possession	06:48	07:37	08:02	08:39	14:25	16:41	31:06
3rd down conversions	3-3	1-2	0-2	2-3	4-5	2-5	6-10
Average field position	G49	C16	C19	C43	C36	C35	C35
4th down conversions	0-0	0-0	1-1	0-0	0-0	1-1	1-1

## OLE MISS

Team	Qtr	Drive Started			Drive Ended			Consumed		
		Spot	Time	Obtained	Spot	Time	How lost	PI	Yds	TOP
UA	1st	C06	08:51	Downs	R00	02:20	*TOUCHDOWN	13	- 94	6:31
UA		R47	00:42	Downs	R00	12:14	*TOUCHDOWN	10	- 47	3:28
UA	2nd	C17	09:27	Punt	C41	06:56	Punt	6	- 24	2:31
UA		R27	05:59	Downs	R00	02:55	*TOUCHDOWN	6	- 27	3:04
UA		R14	02:39	Fumble	R00	00:57	*TOUCHDOWN	4	- 14	1:42
UA	3rd	C23	14:54	Kickoff	R00	12:32	*TOUCHDOWN	6	- 77	2:22
UA		C21	08:17	Kickoff	R20	01:48	Interception	11	- 59	6:29
UA		C34	00:36	Punt	R00	10:47	*TOUCHDOWN	9	- 66	4:49
UA	4th	C05	08:32	Kickoff	C50	04:17	Downs	8	- 45	4:15
UA		C40	02:23	Kickoff	C48	00:00	End of half	3	- 8	2:23

Alabama	1st Qtr	2nd Qtr	3rd Qtr	4th Qtr	1st Half	2nd Half	Total
Time of possession	07:13	10:03	09:41	11:02	17:16	20:43	37:59
3rd down conversions	2-2	2-5	0-2	2-4	4-7	2-6	6-13
Average field position	C29	R42	C26	C22	C47	C24	C35
4th down conversions	0-0	2-2	1-1	0-1	2-2	1-2	3-4

## TEXAS A&amp;M

Team	Qtr	Drive Started			Drive Ended			Consumed		
		Spot	Time	Obtained	Spot	Time	How lost	PI	Yds	TOP
UA	1st	B35	11:35	Kickoff	T00	06:42	*TOUCHDOWN	10	- 65	4:53
UA		B25	05:26	Kickoff	B45	04:17	Fumble	4	- 20	1:09
UA		B25	00:33	Kickoff	T01	13:36	Interception	6	- 74	1:57
UA	2nd	B27	10:08	Punt	B42	07:15	Punt	6	- 15	2:53
UA		T40	07:09	Interception	T20	05:44	*FIELD GOAL	5	- 20	1:25
UA		B25	02:09	Kickoff	T45	01:13	Punt	4	- 30	0:56
UA	3rd	B25	15:00	Kickoff	T42	10:05	Punt	10	- 33	4:55
UA		T00	08:18	Punt	T00	08:18	*TOUCHDOWN	0	- 0	0:00
UA		B25	08:04	Kickoff	T00	05:30	*TOUCHDOWN	6	- 75	2:34
UA		B43	03:59	Punt	T09	14:04	*FIELD GOAL	9	- 48	4:55
UA	4th	B32	13:06	Punt	T04	08:44	*FIELD GOAL	13	- 64	4:22
UA		B18	07:52	Punt	T00	05:00	*TOUCHDOWN	9	- 82	2:52
UA		B25	03:00	Kickoff	B26	02:08	Punt	3	- 1	0:52

Alabama	1st Qtr	2nd Qtr	3rd Qtr	4th Qtr	1st Half	2nd Half	Total
Time of possession	06:35	06:38	11:24	09:02	13:13	20:26	33:39
3rd down conversions	3-4	0-4	3-4	3-6	3-8	6-10	9-18
Average field position	B28	B37	B31	B25	B32	B28	B30
4th down conversions	0-0	0-0	0-0	0-0	0-0	0-0	0-0

## MISSISSIPPI STATE

Team	Qtr	Drive Started			Drive Ended			Consumed		
		Spot	Time	Obtained	Spot	Time	How lost	PI	Yds	TOP
UA	1st	U35	12:56	Interception	M00	10:34	*TOUCHDOWN	6	- 65	2:22
UA		U45	06:44	Kickoff	U40	05:04	Punt	3	- (5)	1:40
UA		M00	03:54	Interception	M00	03:54	*TOUCHDOWN	0	- 0	0:00
UA		U40	02:06	Punt	M45	00:15	Punt	5	- 15	1:51
UA	2nd	U07	10:32	Punt	M00	03:15	*TOUCHDOWN	16	- 93	7:17
UA		U25	00:59	Kickoff	U47	00:00	End of half	6	- 22	0:59
UA	3rd	U25	15:00	Kickoff	M00	14:46	*TOUCHDOWN	1	- 75	0:14
UA		U14	10:32	Kickoff	U30	07:51	Punt	5	- 16	2:41
UA		U14	05:50	Punt	M00	03:24	*TOUCHDOWN	7	- 86	2:26
UA		M44	01:37	Punt	M00	12:37	*TOUCHDOWN	10	- 44	4:00
UA	4th	U25	09:58	Punt	M00	06:20	*TOUCHDOWN	6	- 75	3:38
UA		U29	02:29	Interception	M43	00:00	End of half	4	- 28	2:29

Alabama	1st Qtr	2nd Qtr	3rd Qtr	4th Qtr	1st Half	2nd Half	Total
Time of possession	06:01	08:16	07:06	08:30	14:17	15:36	29:53
3rd down conversions	2-4	4-5	2-3	4-4	6-9	6-7	12-16
Average field position	U40	U16	U27	U27	U30	U27	U28
4th down conversions	0-0	0-0	0-0	0-0	0-0	0-0	0-0

## TENNESSEE

Team	Qtr	Drive Started			Drive Ended		
------	-----	---------------	--	--	-------------	--	--

## ALABAMA DRIVE CHARTS

## LSU

Team	Qtr	Drive Started			Drive Ended			Consumed		
		Spot	Time	Obtained	Spot	Time	How lost	PI	Yds	TOP
UA	1st	C25	15:00	Kickoff	F32	12:31	Missed FG	8	- 43	2:29
UA		C28	08:27	Kickoff	C37	06:58	Punt	3	- 9	1:29
UA		F48	05:22	Punt	C45	01:54	Punt	5	- (7)	3:28
UA		C31	00:25	Punt	F39	11:55	Downs	9	- 30	3:30
UA	2nd	C23	08:58	Punt	F00	02:52	*TOUCHDOWN	12	- 77	6:06
UA		F39	01:21	Interception	F00	00:48	*TOUCHDOWN	5	- 39	0:33
UA	3rd	C42	13:04	Fumble	F00	12:51	*TOUCHDOWN	2	- 58	0:13
UA		C46	10:37	Punt	C47	08:22	Punt	3	- 1	2:15
UA		C25	02:27	Kickoff	C20	00:22	Punt	3	- (5)	2:05
UA	4th	C30	13:59	Punt	C38	12:36	Punt	3	- 8	1:23
UA		C07	06:46	Downs	C42	03:25	Fumble	8	- 35	3:21
UA		C41	02:36	Downs	C36	00:50	Punt	3	- (5)	1:46

Alabama	1st Qtr	2nd Qtr	3rd Qtr	4th Qtr	1st Half	2nd Half	Total
Time of possession	07:57	09:44	04:33	06:30	17:41	11:03	28:44
3rd down conversions	2-5	2-3	0-2	0-3	4-8	0-5	4-13
Average field position	C34	C42	C37	C26	C36	C31	C34
4th down conversions	0-0	0-1	0-0	0-0	0-1	0-0	0-1

## NEW MEXICO STATE

Team	Qtr	Drive Started			Drive Ended			Consumed		
		Spot	Time	Obtained	Spot	Time	How lost	PI	Yds	TOP
UA	1st	C24	12:21	Punt	C44	10:10	Punt	4	- 20	2:11
UA		C29	05:35	Kickoff	A00	04:51	*TOUCHDOWN	2	- 71	0:44
UA		C14	02:32	Punt	A00	00:14	*TOUCHDOWN	7	- 86	2:18
UA	2nd	A24	13:56	Punt	A00	13:15	*TOUCHDOWN	3	- 24	0:41
UA		A34	11:55	Punt	A00	11:25	*TOUCHDOWN	2	- 34	0:30
UA		C24	09:09	Punt	A00	07:54	*TOUCHDOWN	4	- 76	1:15
UA		A22	07:39	Fumble	A00	05:28	*TOUCHDOWN	6	- 22	2:11
UA		C08	01:42	Punt	A00	00:15	*TOUCHDOWN	8	- 92	1:27
UA	3rd	C22	14:55	Kickoff	A42	12:06	Fumble	6	- 36	2:49
UA		C09	08:03	Punt	C12	04:44	Punt	6	- 3	3:19
UA		C20	03:17	Punt	A00	14:12	*TOUCHDOWN	11	- 80	4:05
UA	4th	C34	10:17	Punt	A11	05:24	*FIELD GOAL	14	- 55	4:53
UA		C29	04:05	Punt	C42	00:00	End of half	6	- 13	4:05

Alabama	1st Qtr	2nd Qtr	3rd Qtr	4th Qtr	1st Half	2nd Half	Total
Time of possession	05:13	06:04	09:30	09:46	11:17	19:16	30:33
3rd down conversions	0-1	4-4	1-2	3-5	4-5	4-7	8-12
Average field position	C22	C50	C17	C31	C39	C22	C33
4th down conversions	0-0	0-0	0-0	0-0	0-0	0-0	0-0

## ARKANSAS

Team	Qtr	Drive Started			Drive Ended			Consumed		
		Spot	Time	Obtained	Spot	Time	How lost	PI	Yds	TOP
UA	1st	C24	12:44	Punt	R31	08:34	Downs	11	- 45	4:10
UA		R32	08:27	Fumble	R30	07:41	*FIELD GOAL	4	- 2	0:46
UA		C02	03:30	Punt	R00	14:54	*TOUCHDOWN	9	- 98	3:36
UA	2nd	C30	14:08	Punt	R36	11:11	Punt	6	- 34	2:57
UA		C25	06:06	Kickoff	R00	05:21	*TOUCHDOWN	2	- 75	0:45
UA		C25	03:40	Kickoff	R00	01:44	*TOUCHDOWN	6	- 75	1:56
UA		C05	00:26	Punt	C11	00:00	End of half	1	- 6	0:26
UA	3rd	C25	15:00	Kickoff	R00	11:31	*TOUCHDOWN	9	- 75	3:29
UA		C25	10:09	Kickoff	R29	06:15	Missed FG	9	- 46	3:54
UA		C24	04:15	Punt	R13	01:09	*FIELD GOAL	9	- 63	3:06
UA	4th	C25	11:24	Kickoff	R01	08:52	Fumble	7	- 74	2:32
UA		C45	07:30	Punt	R00	05:39	*TOUCHDOWN	4	- 55	1:51
UA		R47	01:02	Kickoff	R49	00:00	End of half	2	- (2)	1:02

Alabama	1st Qtr	2nd Qtr	3rd Qtr	4th Qtr	1st Half	2nd Half	Total
Time of possession	08:26	06:10	10:29	05:25	14:36	15:54	30:30
3rd down conversions	2-4	1-2	2-4	1-1	3-6	3-5	6-11
Average field position	C31	C21	C24	C41	C25	C32	C28
4th down conversions	0-1	0-0	0-0	0-0	0-1	0-0	0-1

## AUBURN

Team	Qtr	Drive Started			Drive Ended			Consumed		
		Spot	Time	Obtained	Spot	Time	How lost	PI	Yds	TOP
UA	1st	A48	13:00	Punt	A48	12:13	Punt	3	- 0	0:47
UA		B15	06:17	Punt	B49	03:35	Punt	6	- 34	2:42
UA		B30	00:58	Punt	B39	14:53	Punt	3	- 9	1:05
UA	2nd	B29	12:18	Punt	B36	10:28	Punt	5	- 7	1:50
UA		B20	09:28	Punt	B20	09:02	Punt	3	- 0	0:26
UA		B25	06:50	Kickoff	B11	03:27	Punt	5	- (14)	3:23
UA		B09	01:23	Punt	B21	00:00	End of half	5	- 12	1:23
UA	3rd	B15	14:55	Kickoff	B05	13:13	Punt	3	- (10)	1:42
UA		B25	11:43	Kickoff	B22	10:28	Interception	4	- (3)	1:15
UA		B20	07:37	Punt	A19	02:18	Downs	12	- 61	5:19
UA	4th	B26	14:17	Punt	A44	11:54	Downs	7	- 30	2:23
UA		B42	11:50	Interception	A12	08:44	*FIELD GOAL	7	- 46	3:06
UA		B02	04:47	Punt	B46	02:00	Downs	7	- 44	2:47
UA		B03	01:35	Punt	A00	00:24	*TOUCHDOWN	12	- 97	1:11
UA	OT	A25	15:00	Possession	A00	15:00	*TOUCHDOWN	5	- 25	0:00
UA		A25	15:00	Possession	A20	15:00	*FIELD GOAL	4	- 5	0:00
UA		A03	15:00	Possession	A03	15:00	Possession	0	- 0	0:00
UA		A03	15:00	Possession	A03	00:00	Possession	0	- 0	0:00

Alabama	1st Qtr	2nd Qtr	3rd Qtr	4th Qtr	1st Half	2nd Half	Total
Time of possession	04:27	07:09	08:21	09:27	11:36	17:48	29:24
3rd down conversions	1-4	1-4	2-5	3-7	2-8	5-12	8-22
Average field position	B32	B20	B20	B13	B25	B19	B22
4th down conversions	0-0	0-0	0-1	1-3	0-0	1-4	1-4

## GEORGIA

Team	Qtr	Drive Started			Drive Ended			Consumed		
		Spot	Time	Obtained	Spot	Time	How lost	PI	Yds	TOP
UA	1st	C08	13:32	Punt	C23	12:29	Punt	4	- 15	1:03
UA		C25	06:01	Kickoff	B44	03:32	Punt	8	- 31	2:29
UA	2nd	C25	14:56	Kickoff	B00	14:12	*TOUCHDOWN	3	- 75	0:44
UA		C20	12:43	Punt	B00	09:46	*TOUCHDOWN	6	- 80	2:57
UA		C06	08:41	Punt	B15	03:28	*FIELD GOAL	12	- 79	5:13
UA		C25	02:06	Kickoff	B00	00:26	*TOUCHDOWN	9	- 75	1:40
UA	3rd	C25	15:00	Kickoff	B00	13:10	*TOUCHDOWN	5	- 75	1:50
UA		C12	06:50	Interception	C35	05:47	Punt	4	- 23	1:03
UA	4th	C19	15:00	Downs	C41	13:16	Punt	5	- 22	1:44
UA		B00	11:59	Interception	B00	11:59	*TOUCHDOWN	0	- 0	0:00
UA		C25	09:42	Kickoff	C34	08:16	Punt	3	- 9	1:26
UA		C14	07:08	Punt	B24	01:59	*FIELD GOAL	12	- 62	5:09
UA		B38	00:29	Downs	B39	00:00	End of half	1	- (1)	0:29

Alabama	1st Qtr	2nd Qtr	3rd Qtr	4th Qtr	1st Half	2nd Half	Total
Time of possession	03:32	10:34	02:53	08:48	14:06	11:41	25:47
3rd down conversions	1-3	4-5	1-2	1-4	5-8	2-6	7-14
Average field position	C16	C19	C18	C30	C18	C26	C22
4th down conversions	0-0	0-0	0-0	0-0	0-0	0-0	0-0



## OPPONENT DRIVE CHARTS

## MIAMI

Drive Started						Drive Ended			Consumed		
Team	Qtr	Spot	Time	Obtained	Spot	Time	How lost		Pl	Yds	TOP
UM	1st	M25	12:07	Kickoff	M42	09:44	Punt		5	- 17	2:23
UM		M25	04:39	Kickoff	M33	02:44	Punt		3	- 8	1:55
UM	2nd	M25	14:12	Kickoff	M33	13:49	Fumble		2	- 8	0:23
UM		M25	11:33	Kickoff	M30	09:25	Punt		3	- 5	2:08
UM		M30	06:55	Kickoff	M44	04:02	Punt		5	- 14	2:53
UM		M20	01:57	Punt	A20	15:00	*FIELD GOAL		10	- 60	1:57
UM	3rd	M25	15:00	Kickoff	A01	10:19	Downs		14	- 74	4:41
UM		M25	09:29	Kickoff	M25	09:16	Interception		2	- 0	0:13
UM		M25	07:01	Kickoff	A00	05:18	*TOUCHDOWN		7	- 75	1:43
UM		A25	03:19	Fumble	A11	00:30	*FIELD GOAL		8	- 14	2:49
UM	4th	M35	07:52	Kickoff	M35	07:37	Interception		1	- 0	0:15
UM		M21	05:21	Punt	M20	03:58	Punt		3	- (1)	1:23
UM		M50	00:15	Downs	A32	00:00	End of half		1	- 18	0:15

Miami	1st Qtr	2nd Qtr	3rd Qtr	4th Qtr	1st Half	2nd Half	Total
Time of possession	04:18	07:21	09:26	01:53	11:39	11:19	22:58
3rd down conversions	0-2	1-4	5-7	0-1	1-6	5-8	6-14
Average field position	M25	M25	M37	M35	M25	M36	M31
4th down conversions	0-0	1-1	0-1	0-0	1-1	0-1	1-2

## MERCER

Drive Started						Drive Ended			Consumed		
Team	Qtr	Spot	Time	Obtained	Spot	Time	How lost		Pl	Yds	TOP
MER	1st	B30	13:00	Punt	B36	10:57	Punt		3	- 6	2:03
MER		B40	08:05	Punt	B44	06:39	Punt		3	- 4	1:26
MER		B35	06:39	Kickoff	C46	04:48	Interception		4	- 19	1:51
MER	2nd	B25	03:22	Kickoff	B28	02:06	Punt		3	- 3	1:16
MER		B20	14:41	Kickoff	B34	12:53	Punt		4	- 14	1:48
MER		B06	10:38	Punt	B01	08:11	Punt		3	- (5)	2:27
MER		B24	06:24	Kickoff	B29	04:12	Punt		3	- 5	2:12
MER		B25	00:33	Kickoff	B31	00:00	End of half		1	- 6	0:33
MER	3rd	B23	14:55	Kickoff	B31	12:59	Punt		3	- 8	1:56
MER		B15	10:45	Kickoff	C00	08:21	*TOUCHDOWN		5	- 85	2:24
MER		B15	05:44	Kickoff	B26	03:51	Interception		4	- 11	1:53
MER		B20	02:23	Missed FG	C00	12:24	*TOUCHDOWN		10	- 80	4:59
MER	4th	B25	06:41	Kickoff	C48	01:54	Punt		8	- 27	4:47

Mercer	1st Qtr	2nd Qtr	3rd Qtr	4th Qtr	1st Half	2nd Half	Total
Time of possession	06:36	07:16	08:54	07:23	13:52	16:17	30:09
3rd down conversions	0-3	0-3	2-3	1-3	0-6	3-6	3-12
Average field position	B32	B18	B18	B25	B25	B19	B23
4th down conversions	0-0	0-0	0-0	1-1	0-0	1-1	1-1

## FLORIDA

Drive Started						Drive Ended			Consumed		
Team	Qtr	Spot	Time	Obtained	Spot	Time	How lost		Pl	Yds	TOP
UF	1st	G17	11:16	Kickoff	C08	07:08	*FIELD GOAL		11	- 75	4:08
UF		G25	04:14	Kickoff	G25	03:12	Interception		3	- 0	1:02
UF		G25	00:48	Kickoff	C37	12:07	Downs		9	- 38	3:41
UF	2nd	G21	11:35	Punt	G29	09:41	Punt		3	- 8	1:54
UF		G21	08:45	Punt	C00	06:34	*TOUCHDOWN		6	- 79	2:11
UF		G22	04:21	Punt	G37	00:35	Punt		6	- 15	3:46
UF	3rd	G25	15:00	Kickoff	C00	10:20	*TOUCHDOWN		10	- 75	4:40
UF		G00	04:33	Kickoff	C00	00:29	*TOUCHDOWN		11	- 100	4:04
UF	4th	G25	09:30	Kickoff	C00	03:10	*TOUCHDOWN		11	- 75	6:20
UF		G24	00:04	Punt	G24	00:00	End of half		1	- 0	0:04

Florida	1st Qtr	2nd Qtr	3rd Qtr	4th Qtr	1st Half	2nd Half	Total
Time of possession	06:03	10:44	08:44	06:24	16:47	15:08	31:55
3rd down conversions	0-2	1-5	2-3	0-2	1-7	2-5	3-12
Average field position	G22	G21	G12	G24	G21	G18	G20
4th down conversions	0-0	0-1	1-1	2-2	0-1	3-3	3-4

## SOUTHERN MISS

Drive Started						Drive Ended			Consumed		
Team	Qtr	Spot	Time	Obtained	Spot	Time	How lost		Pl	Yds	TOP
USM	1st	G21	14:41	Kickoff	G20	13:19	Punt		3	- (1)	1:22
USM		G25	09:41	Kickoff	C30	05:25	Interception		9	- 45	4:16
USM		G18	02:08	Kickoff	G14	00:31	Punt		3	- (4)	1:37
USM	2nd	G25	14:26	Kickoff	G32	12:50	Punt		3	- 7	1:36
USM		G25	12:36	Kickoff	G28	10:33	Punt		3	- 3	2:03
USM		C46	08:55	Punt	C00	05:26	*TOUCHDOWN		5	- 46	3:29
USM		G29	00:08	Kickoff	G27	00:00	End of half		1	- (2)	0:08
USM	3rd	G25	15:00	Kickoff	G18	13:52	Punt		3	- (7)	1:08
USM		G25	12:22	Kickoff	G34	10:32	Punt		3	- 9	1:50
USM		G16	04:00	Interception	C00	13:29	*TOUCHDOWN		12	- 84	5:31
USM	4th	G25	13:16	Kickoff	C49	09:32	Punt		6	- 26	3:44
USM		G36	08:04	Punt	G27	06:58	Punt		3	- (9)	1:06
USM		G25	02:49	Kickoff	G31	02:49	Punt		3	- 6	0:00

Southern Miss	1st Qtr	2nd Qtr	3rd Qtr	4th Qtr	1st Half	2nd Half	Total
Time of possession	08:12	07:23	06:58	06:21	15:35	13:19	28:54
3rd down conversions	1-4	1-3	2-4	1-4	2-7	3-8	5-15
Average field position	G21	G33	G22	G30	G28	G25	G27
4th down conversions	0-1	0-0	0-0	0-0	0-1	0-0	0-1

## OLE MISS

Drive Started						Drive Ended			Consumed		
Team	Qtr	Spot	Time	Obtained	Spot	Time	How lost		Pl	Yds	TOP
OM	1st	R35	15:00	Kickoff	C06	08:51	Downs		16	- 59	6:09
OM		R25	02:20	Kickoff	R47	00:42	Downs		5	- 22	1:38
OM	2nd	R25	12:14	Kickoff	R38	09:27	Punt		5	- 13	2:47
OM		R22	06:56	Punt	R27	05:59	Downs		4	- 5	0:57
OM		R23	02:47	Kickoff	R14	02:39	Fumble		1	- (9)	0:08
OM		R25	00:57	Kickoff	R14	00:00	End of half		3	- (11)	0:57
OM	3rd	R25	12:32	Kickoff	C00	08:25	*TOUCHDOWN		10	- 75	4:07
OM		R01	01:48	Interception	R10	00:36	Punt		3	- 9	1:12
OM	4th	R30	10:43	Kickoff	C00	08:43	*TOUCHDOWN		7	- 70	2:00
OM		R50	04:17	Downs	C00	02:23	*TOUCHDOWN		9	- 50	1:54

Ole Miss	1st Qtr	2nd Qtr	3rd Qtr	4th Qtr	1st Half	2nd Half	Total
Time of possession	07:47	04:57	05:19	03:58	12:44	09:17	22:01
3rd down conversions	1-5	0-3	2-3	2-3	1-8	4-6	5-14
Average field position	R30	R23	R13	R40	R25	R26	R26
4th down conversions	2-4	0-1	0-0	0-0	2-5	0-0	2-5

## TEXAS A&amp;M

Drive Started						Drive Ended			Consumed		
Team	Qtr	Spot	Time	Obtained	Spot	Time	How lost		Pl	Yds	TOP
TAMU	1st	T25	15:00	Kickoff	B21	11:35	*FIELD GOAL		7	- 54	3:25
TAMU		T25	06:42	Kickoff	B00	05:26	*TOUCHDOWN		3	- 75	1:16
TAMU		B41	04:17	Fumble	B00	00:33	*TOUCHDOWN		7	- 41	3:44
TAMU	2nd	T03	13:36	Interception	T27	10:08	Punt		6	- 24	3:28
TAMU		T26	07:15	Punt	T26	07:09	Interception		1	- 0	0:06
TAMU		T25	05:44	Kickoff	B00	02:09	*TOUCHDOWN		7	- 75	3:35
TAMU		T09	01:13	Punt	T13	00:00	End of half		2	- 4	1:13
TAMU	3rd	T13	10:05	Punt	T19	08:18	Punt		3	- 6	1:47
TAMU		B00	08:00	Kickoff	B00	08:00	*TOUCHDOWN		0	- 0	0:00
TAMU		T25	05:30	Kickoff	T24	03:59	Punt		3	- (1)	1:31
TAMU	4th	T25	14:09	Kickoff	T40	13:06	Punt		4	- 15	1:03
TAMU		T25	08:48	Kickoff	T29	07:52	Punt		3	- 4	0:56
TAMU		T35	05:00	Kickoff	B00	03:00	*TOUCHDOWN		6	- 65	2:00
TAMU		T35	02:08	Punt	B11	00:00	*FIELD GOAL		8	- 54	2:08

Texas A&M	1st Qtr	2nd Qtr	3rd Qtr	4th Qtr	1st Half	2nd Half	Total
Time of possession	08:25	08:22	03:36	05:58	16:47	09:34	26:21
3rd down conversions	1-2	2-3	0-2	1-3	3-5	1-5	4-10
Average field position	T36	T15	T46	T30	T24	T36	T30
4th down conversions	0-0	0-0	0-0	0-0	0-0	0-0	0-0

## MISSISSIPPI STATE

Drive Started						Drive Ended			Consumed		
Team	Qtr	Spot	Time	Obtained	Spot	Time	How lost		Pl	Yds	TOP
MS	1st	M25	15:00	Kickoff	U35	12:56	Interception		7	- 40	2:04
MS		M25	10:34	Kickoff	U26	06:52	*FIELD GOAL		12	- 49	3:42
MS		M15	05:04	Punt	M25	03:54	Interception		4	- 10	1:10
MS		M25	03:54	Kickoff	M22	02:06	Punt		3	- (3)	1:48
MS		M07	00:15	Punt	M45	10:32	Punt		9	- 38	4:43
MS	2nd	M25	03:15	Kickoff	U19	00:59	*FIELD GOAL		9	- 56	2:16
MS	3rd	M25	14:46	Kickoff	U19	10:40	*FIELD GOAL		12	- 56	4:06
MS		M41	07:51	Punt	M40	05:50	Punt		3	- (1)	2:01
MS		M25	03:24	Kickoff	M26	01:37	Punt		3	- 1	1:47
MS	4th	M25	12:37	Kickoff	M38	09:58	Punt		7	- 13	2:39
MS		M25	06:20	Kickoff	U25	02:29	Interception		8	- 50	3:51

	1st Qtr	2nd Qtr	3rd Qtr	4th Qtr	1st Half	2nd Half	Total
Mississippi State							
Time of possession	08:59	06:44	07:54	06:30	15:43	14:24	30:07
3rd down conversions	2-5	1-3	1-4	3-4	3-8	4-8	7-16
Average field position	M19	M25	M30	M25	M20	M28	M23
4th down conversions	0-0	0-0	0-0	0-0	0-0	0-0	0-0

## OPPONENT DRIVE CHARTS

## LSU

Team	Qtr	Drive Started			Drive Ended			Consumed		
		Spot	Time	Obtained	Spot	Time	How lost	Pl	Yds	TOP
LSU	1st	F32	12:31	Missed FG	C00	08:33	*TOUCHDOWN	8	- 68	3:58
LSU		F16	06:58	Punt	F11	05:22	Punt	3	- (5)	1:36
LSU		F20	01:54	Punt	F23	00:25	Punt	3	- 3	1:29
LSU	2nd	F39	11:55	Downs	C48	08:58	Punt	6	- 13	2:57
LSU		F25	02:52	Kickoff	F31	01:21	Interception	3	- 6	1:31
LSU		F25	00:48	Kickoff	F22	00:00	End of half	2	- (3)	0:48
LSU	3rd	F28	14:56	Kickoff	C42	13:04	Fumble	4	- 30	1:52
LSU		F26	12:46	Kickoff	F30	10:37	Punt	3	- 4	2:09
LSU		F11	08:22	Punt	C00	02:27	*TOUCHDOWN	14	- 89	5:55
LSU		F40	00:22	Punt	F32	13:59	Punt	3	- (8)	1:23
LSU	4th	F19	12:36	Punt	C07	06:46	Downs	14	- 74	5:50
LSU		C42	03:25	Fumble	C41	02:36	Downs	4	- 1	0:49
LSU		F38	00:50	Punt	C30	00:00	End of half	6	- 32	0:50

LSU	1st Qtr	2nd Qtr	3rd Qtr	4th Qtr	1st Half	2nd Half	Total
Time of possession	07:03	05:16	10:27	08:30	12:19	18:57	31:16
3rd down conversions	1-4	1-3	1-4	2-7	2-7	3-11	5-18
Average field position	F22	F29	F26	F38	F26	F31	F29
4th down conversions	1-1	0-0	2-2	2-4	1-1	4-6	5-7

## NEW MEXICO STATE

Team	Qtr	Drive Started			Drive Ended			Consumed		
		Spot	Time	Obtained	Spot	Time	How lost	Pl	Yds	TOP
NMSU	1st	A15	14:59	Kickoff	A33	12:21	Punt	5	- 18	2:38
NMSU		A19	10:10	Punt	C32	05:35	*FIELD GOAL	10	- 49	4:35
NMSU		A25	04:51	Kickoff	A36	02:32	Punt	4	- 11	2:19
NMSU		A25	00:14	Kickoff	A26	13:56	Punt	3	- 1	1:18
NMSU	2nd	A25	13:15	Kickoff	A19	11:55	Punt	3	- (6)	1:20
NMSU		A25	11:25	Kickoff	A41	09:09	Punt	5	- 16	2:16
NMSU		A19	07:49	Kickoff	A22	07:39	Fumble	1	- 3	0:10
NMSU		A12	05:28	Kickoff	A36	01:42	Punt	8	- 24	3:46
NMSU		A25	00:15	Kickoff	A23	00:00	End of half	1	- (2)	0:15
NMSU	3rd	A42	12:06	Fumble	C44	08:03	Punt	7	- 14	4:03
NMSU		C49	04:44	Punt	C43	03:17	Punt	3	- 6	1:27
NMSU	4th	A04	14:06	Kickoff	A30	10:17	Punt	6	- 26	3:49
NMSU		A25	05:24	Kickoff	A29	04:05	Punt	3	- 4	1:19

New Mexico St.	1st Qtr	2nd Qtr	3rd Qtr	4th Qtr	1st Half	2nd Half	Total
Time of possession	09:47	08:56	05:30	05:14	18:43	10:44	29:27
3rd down conversions	1-4	1-5	0-3	1-3	2-9	1-6	3-15
Average field position	A21	A21	A46	A14	A21	A30	A24
4th down conversions	0-0	0-0	1-1	0-0	0-0	1-1	1-1

## ARKANSAS

Team	Qtr	Drive Started			Drive Ended			Consumed		
		Spot	Time	Obtained	Spot	Time	How lost	Pl	Yds	TOP
ARK	1st	R25	15:00	Kickoff	R45	12:44	Punt	5	- 20	2:16
ARK		R31	08:34	Downs	R32	08:27	Fumble	1	- 1	0:07
ARK		R25	07:41	Kickoff	C46	03:30	Punt	8	- 29	4:11
ARK	2nd	R25	14:54	Kickoff	R20	14:08	Punt	3	- (5)	0:46
ARK		R04	11:11	Punt	C00	06:06	*TOUCHDOWN	13	- 96	5:05
ARK		R25	05:21	Kickoff	C00	03:40	*TOUCHDOWN	7	- 75	1:41
ARK		R25	01:44	Kickoff	R43	00:26	Punt	5	- 18	1:18
ARK	3rd	R25	11:31	Kickoff	C00	10:09	*TOUCHDOWN	3	- 75	1:22
ARK		R29	06:15	Missed FG	R27	04:15	Punt	3	- (2)	2:00
ARK		R25	01:09	Kickoff	C00	11:24	*TOUCHDOWN	10	- 75	4:45
ARK	4th	R01	08:52	Fumble	R07	07:30	Punt	3	- 6	1:22
ARK		R25	05:39	Kickoff	C00	01:02	*TOUCHDOWN	12	- 75	4:37

Arkansas	1st Qtr	2nd Qtr	3rd Qtr	4th Qtr	1st Half	2nd Half	Total
Time of possession	06:34	08:50	04:31	09:35	15:24	14:06	29:30
3rd down conversions	1-3	3-6	2-3	1-4	4-9	3-7	7-16
Average field position	R27	R19	R26	R13	R22	R21	R22
4th down conversions	0-0	1-1	0-0	2-2	1-1	2-2	3-3

## AUBURN

Team	Qtr	Drive Started			Drive Ended			Consumed		
		Spot	Time	Obtained	Spot	Time	How lost	Pl	Yds	TOP
AU	1st	A25	14:53	Kickoff	A03	13:00	Punt	3	- (22)	1:53
AU		A02	12:13	Punt	A46	06:17	Punt	12	- 44	5:56
AU		A12	03:35	Punt	A35	00:58	Punt	5	- 23	2:37
AU	2nd	A25	14:53	Punt	A25	12:18	Punt	4	- 0	2:35
AU		A26	10:28	Punt	A43	09:28	Punt	3	- 17	1:00
AU		B39	09:02	Punt	B00	06:50	*TOUCHDOWN	4	- 39	2:12
AU		B45	03:27	Punt	B49	01:23	Punt	3	- (4)	2:04
AU	3rd	B21	13:13	Punt	B16	11:43	*FIELD GOAL	4	- 5	1:30
AU		B45	10:28	Interception	B38	07:37	Punt	5	- 7	2:51
AU		A19	02:18	Downs	A18	14:17	Punt	4	- (1)	3:01
AU	4th	A44	11:54	Downs	A44	11:50	Interception	1	- 0	0:04
AU		A25	08:44	Kickoff	B39	04:47	Punt	6	- 36	3:57
AU		B46	02:00	Downs	B41	01:35	Punt	3	- 5	0:25
AU		A25	00:24	Kickoff	A24	00:00	End of half	1	- (1)	0:24
AU	OT	B25	15:00	Possession	B00	15:00	*TOUCHDOWN	6	- 25	0:00
AU		B25	15:00	Possession	B32	15:00	*FIELD GOAL	4	- (7)	0:00
AU		B03	15:00	Possession	B03	15:00	Possession	0	- 0	0:00
AU		B03	15:00	Possession	B03	15:00	Possession	0	- 0	0:00

Auburn	1st Qtr	2nd Qtr	3rd Qtr	4th Qtr	1st Half	2nd Half	Total
Time of possession	10:33	07:51	06:39	05:33	18:24	12:12	30:36
3rd down conversions	2-5	1-4	0-2	0-3	3-9	0-5	5-17
Average field position	A13	A41	B49	A37	A29	A43	A36
4th down conversions	0-0	0-0	0-0	0-0	0-0	0-0	0-0

## GEORGIA

Team	Qtr	Drive Started			Drive Ended			Consumed		
		Spot	Time	Obtained	Spot	Time	How lost	Pl	Yds	TOP
UGA	1st	B25	14:54	Kickoff	C46	13:32	Punt	4	- 29	1:22
UGA		B27	12:29	Punt	C21	06:01	*FIELD GOAL	11	- 52	6:28
UGA		B03	03:32	Punt	C00	14:56	*TOUCHDOWN	8	- 97	3:36
UGA	2nd	B25	14:12	Kickoff	B32	12:43	Punt	3	- 7	1:29
UGA		B25	09:46	Kickoff	B30	08:41	Punt	3	- 5	1:05
UGA		B25	03:28	Kickoff	C00	02:06	*TOUCHDOWN	3	- 75	1:22
UGA		B20	00:21	Kickoff	B19	00:00	End of half	1	- (1)	0:21
UGA	3rd	B25	13:10	Kickoff	C19	06:50	Interception	11	- 56	6:20
UGA		B27	05:47	Punt	C19	15:00	Downs	12	- 54	5:47
UGA	4th	B20	13:16	Punt	B31	11:59	Interception	3	- 11	1:17
UGA		B25	11:59	Kickoff	C00	09:42	*TOUCHDOWN	7	- 75	2:17
UGA		B21	08:16	Punt	B46	07:08	Punt	5	- 25	1:08
UGA		B25	01:59	Kickoff	B38	00:29	Downs	8	- 13	1:30

Georgia	1st Qtr	2nd Qtr	3rd Qtr	4th Qtr	1st Half	2nd Half	Total
Time of possession	11:28	04:26	12:07	06:12	15:54	18:19	34:13
3rd down conversions	1-3	0-2	2-4	0-3	1-5	2-7	3-12
Average field position	B18	B23	B26	B22	B21	B23	B22
4th down conversions	0-0	0-0	1-2	1-2	0-0	2-4	2-4

## ALABAMA BY QUARTER STATS

## 3rd-Down Conversions

Date	Opponent	Score	Overall	1st Qtr	2nd Qtr	3rd Qtr	4th Qtr	Overtime
Sep 4, 2021	vs Miami	W 44-13	10-16 62.5	3-4 75.0	1-3 33.3	3-3 100.0	3-6 50.0	
Sep 11, 2021	MERCER	W 48-14	4-12 33.3	1-3 33.3	1-4 25.0	0-1 0.0	2-4 50.0	
Sep 18, 2021	at Florida	W 31-29	7-13 53.8	3-3 100.0	0-3 0.0	2-3 66.7	2-4 50.0	
Sep 25, 2021	SOUTHERN MISS	W 63-14	6-10 60.0	3-3 100.0	1-2 50.0	0-2 0.0	2-3 66.7	
Oct 2, 2021	OLE MISS	W 42-21	6-13 46.2	2-2 100.0	2-5 40.0	0-2 0.0	2-4 50.0	
Oct 9, 2021	at Texas A&M	L 38-41	9-18 50.0	3-4 75.0	0-4 0.0	3-4 75.0	3-6 50.0	
Oct 16, 2021	at Mississippi State	W 49-9	12-16 75.0	2-4 50.0	4-5 80.0	2-3 66.7	4-4 100.0	
Oct 23, 2021	TENNESSEE	W 52-24	15-20 75.0	3-4 75.0	4-5 80.0	3-6 50.0	5-5 100.0	
Nov 6, 2021	LSU	W 20-14	4-13 30.8	2-5 40.0	2-3 66.7	0-2 0.0	0-3 0.0	
Nov 13, 2021	NEW MEXICO ST.	W 59-3	8-12 66.7	0-1 0.0	4-4 100.0	1-2 50.0	3-5 60.0	
Nov 20, 2021	ARKANSAS	W 42-35	6-11 54.5	2-4 50.0	1-2 50.0	2-4 50.0	1-1 100.0	
Nov 27, 2021	at Auburn	W 24-22	8-22 36.4	1-4 25.0	1-4 25.0	2-5 40.0	3-7 42.9	1-2 50.0
Dec 4, 2021	GEORGIA	W 41-24	7-14 50.0	1-3 33.3	4-5 80.0	1-2 50.0	1-4 25.0	
	Alabama		102-19 53.7	26-44 59.1	25-49 51.0	19-39 48.7	31-56 55.4	1-2 50.0
	Opponents		58-183 31.7	13-46 28.3	12-47 25.5	19-44 43.2	12-43 27.9	2-3 66.7

## 4th-Down Conversions

Date	Opponent	Score	Overall	1st Qtr	2nd Qtr	3rd Qtr	4th Qtr	Overtime
Sep 4, 2021	vs Miami	W 44-13	0-1 0.0	0-0 0.0	0-0 0.0	0-0 0.0	0-1 0.0	
Sep 11, 2021	MERCER	W 48-14	2-2 100.0	0-0 0.0	1-1 100.0	0-0 0.0	1-1 100.0	
Sep 18, 2021	at Florida	W 31-29	1-1 100.0	0-0 0.0	0-0 0.0	1-1 100.0	0-0 0.0	
Sep 25, 2021	SOUTHERN MISS	W 63-14	1-1 100.0	0-0 0.0	0-0 0.0	1-1 100.0	0-0 0.0	
Oct 2, 2021	OLE MISS	W 42-21	3-4 75.0	0-0 0.0	2-2 100.0	1-1 100.0	0-1 0.0	
Oct 9, 2021	at Texas A&M	L 38-41	0-0 0.0	0-0 0.0	0-0 0.0	0-0 0.0	0-0 0.0	
Oct 16, 2021	at Mississippi State	W 49-9	0-0 0.0	0-0 0.0	0-0 0.0	0-0 0.0	0-0 0.0	
Oct 23, 2021	TENNESSEE	W 52-24	0-0 0.0	0-0 0.0	0-0 0.0	0-0 0.0	0-0 0.0	
Nov 6, 2021	LSU	W 20-14	0-1 0.0	0-0 0.0	0-1 0.0	0-0 0.0	0-0 0.0	
Nov 13, 2021	NEW MEXICO ST.	W 59-3	0-0 0.0	0-0 0.0	0-0 0.0	0-0 0.0	0-0 0.0	
Nov 20, 2021	ARKANSAS	W 42-35	0-1 0.0	0-1 0.0	0-0 0.0	0-0 0.0	0-0 0.0	
Nov 27, 2021	at Auburn	W 24-22	1-4 25.0	0-0 0.0	0-0 0.0	0-1 0.0	1-3 33.3	0-0 0.0
Dec 4, 2021	GEORGIA	W 41-24	0-0 0.0	0-0 0.0	0-0 0.0	0-0 0.0	0-0 0.0	
	Alabama		8-15 53.3	0-1 0.0	3-4 75.0	3-4 75.0	2-6 33.3	0-0 0.0
	Opponents		18-29 62.1	3-6 50.0	2-4 50.0	5-7 71.4	8-12 66.7	0-0 0.0

## Time of Possession

Date	Opponent	Score	Overall	1st Qtr	2nd Qtr	3rd Qtr	4th Qtr	Overtime
Sep 4, 2021	vs Miami	W 44-13	37:02	10:42	7:39	5:34	13:07	
Sep 11, 2021	MERCER	W 48-14	29:51	8:24	7:44	6:06	7:37	
Sep 18, 2021	at Florida	W 31-29	28:05	8:57	4:16	6:16	8:36	
Sep 25, 2021	SOUTHERN MISS	W 63-14	31:06	6:48	7:37	8:02	8:39	
Oct 2, 2021	OLE MISS	W 42-21	37:59	7:13	10:03	9:41	11:02	
Oct 9, 2021	at Texas A&M	L 38-41	33:39	6:35	6:38	11:24	9:02	
Oct 16, 2021	at Mississippi State	W 49-9	29:53	6:01	8:16	7:06	8:30	
Oct 23, 2021	TENNESSEE	W 52-24	40:26	9:21	11:12	10:18	9:35	
Nov 6, 2021	LSU	W 20-14	28:44	7:57	9:44	4:33	6:30	
Nov 13, 2021	NEW MEXICO ST.	W 59-3	30:33	5:13	6:04	9:30	9:46	
Nov 20, 2021	ARKANSAS	W 42-35	30:30	8:26	6:10	10:29	5:25	
Nov 27, 2021	at Auburn	W 24-22	29:24	4:27	7:09	8:21	9:27	0:00
Dec 4, 2021	GEORGIA	W 41-24	25:47	3:32	10:34	2:53	8:48	
	Alabama	Total	412:59	93:36	103:06	100:13	116:04	0:00
		Avg.	31:46	7:12	7:55	7:42	8:55	0:00
	Opponents	Total	367:01	101:24	91:54	94:47	78:56	0:00
		Avg.	28:13	7:48	7:04	7:17	6:04	0:00

## ALABAMA'S 20-PLUS YARD PLAYS

## 20-YARD PLUS PLAYS

Yds	Type	Player(s)	Opponent
100*	KR	J. Williams	Southern Miss
94*	Pass	J. Williams from Bryce Young	Miami
83*	KR	J. Williams	Southern Miss
81*	Pass	J. Williams from Bryce Young	Southern Miss
79*	Pass	J. Williams from Bryce Young	Arkansas
75*	Pass	J. Williams from Bryce Young	Mississippi State
67*	Pass	J. Williams from Bryce Young	Georgia
65	Pass	J. Williams from Bryce Young	Tennessee
63*	Rush	B. Robinson Jr.	New Mexico St.
58*	Pass	J. Williams from Bryce Young	LSU
55	Rush	R. Williams	Southern Miss
55*	Pass	J. Williams from Bryce Young	Georgia
51*	Pass	B. Robinson Jr. from Bryce Young	Mississippi State
50*	Pass	J. Williams from Bryce Young	New Mexico St.
47	INT	J. Armour-Davis	Tennessee
46*	Pass	John Metchie from Bryce Young	Mississippi State
45	KR	J. Williams	Mississippi State
42*	INT	Jordan Battle	Georgia
41	Pass	John Metchie from Bryce Young	Mercer
41	Pass	John Metchie from Bryce Young	Mercer
40*	INT	Jordan Battle	Mississippi State
40*	Pass	J. Williams from Bryce Young	Arkansas
40	Pass	John Metchie from Bryce Young	Georgia
40	Pass	John Metchie from Bryce Young	Texas A&M
39	Pass	JoJo Earle from Paul Tyson	Mercer
39	Pass	JoJo Earle from Paul Tyson	Mercer
38	Pass	J. Williams from Bryce Young	New Mexico St.
37*	Pass	John Metchie from Bryce Young	Miami
37	Rush	B. Robinson Jr.	Auburn
36	Pass	Trey Sanders from Bryce Young	Arkansas
35	Pass	Javon Baker from Paul Tyson	Southern Miss
34	Pass	J. Williams from Bryce Young	Auburn
33	Pass	J. Billingsley from Bryce Young	Southern Miss
33	Pass	John Metchie from Bryce Young	Arkansas
32*	Pass	J. Williams from Bryce Young	New Mexico St.
32*	Pass	J. Williams from Bryce Young	Arkansas
32	Pass	J. Williams from Bryce Young	Texas A&M
30	KR	J. Williams	Florida
29	PR	JoJo Earle	Mercer
29	Pass	Slade Bolden from Bryce Young	Ole Miss
29	INT	Jordan Battle	Mississippi State
29	Pass	B. Robinson Jr. from Bryce Young	Texas A&M
29	Rush	R. Williams	Mississippi State
29*	Pass	Traeshon Holden from Bryce Young	Mississippi State
29	PR	JoJo Earle	Mercer
29*	Pass	J. Williams from Bryce Young	Texas A&M
29	Pass	J. Williams from Bryce Young	Florida
28	Pass	John Metchie from Bryce Young	Tennessee
28	Pass	Cameron Latu from Bryce Young	Arkansas
28*	Pass	Ja'Corey Brooks from Bryce Young	Auburn
27	Pass	John Metchie from Bryce Young	Auburn
27	Pass	Cameron Latu from Bryce Young	Tennessee
27	Rush	Jase McClellan	Southern Miss
27	Pass	Slade Bolden from Bryce Young	Arkansas
26	Pass	John Metchie from Bryce Young	New Mexico St.
26	Pass	Traeshon Holden from Bryce Young	Tennessee
26*	Pass	J. Billingsley from Bryce Young	Florida
26	Pass	John Metchie from Bryce Young	Auburn
26	Pass	J. Williams from Bryce Young	Ole Miss
25	Pass	John Metchie from Bryce Young	Arkansas
25	PR	Slade Bolden	Mercer
25	PR	Slade Bolden	Mercer
25	Pass	J. Billingsley from Bryce Young	Southern Miss
25*	Pass	Cameron Latu from Bryce Young	Miami
25	Pass	J. Williams from Bryce Young	Arkansas
25	Pass	John Metchie from Bryce Young	Arkansas
25	Rush	Jase McClellan	Southern Miss
24	Rush	B. Robinson Jr.	Texas A&M
24	Pass	R. Williams from Bryce Young	LSU
24	Pass	Slade Bolden from Bryce Young	Georgia
24	PR	Slade Bolden	New Mexico St.
24	Rush	B. Robinson Jr.	Texas A&M
24	KR	Slade Bolden	Mercer
24	KR	Slade Bolden	Mercer
24	Pass	John Metchie from Bryce Young	Arkansas
24*	Pass	Javon Baker from Jalen Milroe	Southern Miss

\* touchdown scored on play

## LONG PLAYS BY THE NUMBERS

Long Plays By Yards	No.	TD
100+	1	1
90-99	1	1
80-89	2	2
70-79	2	2
60-69	3	2
50-59	5	4
40-49	10	4
30-39	14	3
20-29	68	12
Long Plays By Type	No.	TD
Rushing	12	2
Passing	74	25
Punt returns	6	0
Kick returns	10	2
Interceptions	4	2
Fumble returns	0	0
Other	0	0
TOTAL	106	31

## 20-YARD PLUS BY PLAYER

Player	No.	TD	R	P	KR	PR	IR	FR
J. Williams	30	14	0	22	8	0	0	0
John Metchie	18	3	0	18	0	0	0	0
B. Robinson Jr.	9	2	6	3	0	0	0	0
Slade Bolden	9	0	0	4	2	3	0	0
Cameron Latu	6	1	0	6	0	0	0	0
J. Billingsley	5	1	0	5	0	0	0	0
JoJo Earle	5	0	0	2	0	3	0	0
Jase McClellan	4	2	2	2	0	0	0	0
R. Williams	4	1	2	2	0	0	0	0
Traeshon Holden	4	1	0	4	0	0	0	0
Jordan Battle	3	2	0	0	0	0	3	0
Trey Sanders	3	1	2	1	0	0	0	0
Ja'Corey Brooks	2	1	0	2	0	0	0	0
Javon Baker	2	1	0	2	0	0	0	0
John Metchie+Cameron L	1	1	0	1	0	0	0	0
J. Armour-Davis	1	0	0	0	0	0	1	0
TOTAL	106	31	12	74	10	6	4	0

## LONGEST PLAYS OF THE YEAR

Rushing  
63 B. Robinson Jr. vs New Mexico St. (11/13/2021)

Rushing Touchdown  
63 B. Robinson Jr. vs New Mexico St. (11/13/2021)

Passing  
94 J. Williams from Bryce Young vs Miami (9/4/2021)

Passing Touchdown  
94 J. Williams from Bryce Young vs Miami (9/4/2021)

Punt Return  
29 JoJo Earle vs Mercer (9/11/2021)  
29 JoJo Earle vs Mercer (9/11/2021)

Kick Return  
100 J. Williams vs Southern Miss (9/25/2021)

Interception Return  
47 J. Armour-Davis vs Tennessee (10/23/2021)

Fumble Return  
3 D. Hellams vs Georgia (12/4/2021)

Punt  
50 James Burnip vs Georgia (12/4/2021)

Field Goal  
51 Will Reichard vs Miami (9/4/2021)



## SEASON/CAREER STATISTICS (OFFENSE)

SEASON										CAREER									
Rushing	gp	att	gain	loss	net	avg	td	lg	avg/g	gp	att	gain	loss	net	avg	td	lg	avg/g	
B. Robinson Jr.	12	223	1114	43	1071	4.8	14	63	89.2	64	497	2519	87	2432	4.9	29	63	38.0	
R. Williams	10	48	285	1	284	5.9	1	55	28.4	18	67	360	5	355	5.3	2	55	19.7	
Trey Sanders	11	56	272	30	242	4.3	2	20	22.0	15	86	412	36	376	4.4	2	25	25.1	
Jase McClellan	5	40	199	8	191	4.8	1	27	38.2	18	63	444	8	436	6.9	3	80	24.2	
Jalen Milroe	4	15	75	18	57	3.8	0	15	14.2	4	15	75	18	57	3.8	0	15	14.2	
Bryce Young	13	71	273	242	31	0.4	3	16	2.4	22	80	292	284	8	0.1	3	16	0.4	
Christian Leary	6	3	22	0	22	7.3	0	12	3.7	6	3	22	0	22	7.3	0	12	3.7	
Demouy Kennedy	13	7	17	1	16	2.3	0	7	1.2	17	7	17	1	16	2.3	0	7	0.9	
John Metchie	13	1	8	0	8	8.0	0	8	0.6	39	1	8	0	8	8.0	0	8	0.2	
J. Williams	13	2	5	0	5	2.5	0	4	0.4	13	2	5	0	5	2.5	0	4	0.4	
Slade Bolden	13	1	0	0	0	0.0	0	0	0.0	40	6	11	0	11	1.8	0	5	0.3	
TEAM	13	6	0	8	-8	-1.3	0	0	-0.6										
Total	13	473	2270	351	1919	4.1	21	63	147.6										
Opponents	13	428	1500	423	1077	2.5	8	37	82.8										
Passing	gp	effic	comp-att-int	pct	yds	td	lg	avg/g		gp	effic	comp-att-int	pct	yds	td	lg	avg/g		
Bryce Young	13	175.53	314-462-4	68.0	4322	43	94	332.5		22	173.63	327-484-4	67.6	4478	44	94	203.5		
Paul Tyson	12	141.25	10-16-0	62.5	150	0	39	12.5		13	141.25	10-16-0	62.5	150	0	39	11.5		
Jalen Milroe	4	139.20	3-7-0	42.9	41	1	24	10.2		4	139.20	3-7-0	42.9	41	1	24	10.2		
Braxton Barker	1	184.00	1-1-0	100.0	10	0	10	10.0		1	184.00	1-1-0	100.0	10	0	10	10.0		
Total	13	173.90	328-486-4	67.5	4523	44	94	347.9											
Opponents	13	133.90	262-412-15	63.6	2902	23	70	223.2											
Receiving	gp	no.	yds	avg	td	lg	avg/g			gp	no.	yds	avg	td	lg	avg/g			
John Metchie	13	96	1142	11.9	8	46	87.8			39	155	2081	13.4	14	78	53.4			
J. Williams	13	68	1445	21.2	15	94	111.2			13	68	1445	21.2	15	94	111.2			
Slade Bolden	13	32	333	10.4	2	29	25.6			40	58	637	11.0	3	30	15.9			
B. Robinson Jr.	12	31	268	8.6	2	51	22.3			64	48	418	8.7	2	51	6.5			
Cameron Latu	13	20	299	14.9	6	28	23.0			38	20	299	14.9	6	28	7.9			
J. Billingsley	13	16	244	15.2	3	33	18.8			34	36	547	15.2	6	34	16.1			
Traeshon Holden	13	15	211	14.1	1	29	16.2			18	15	211	14.1	1	29	11.7			
JoJo Earle	10	12	148	12.3	0	39	14.8			10	12	148	12.3	0	39	14.8			
Jase McClellan	5	10	97	9.7	3	21	19.4			18	11	98	8.9	3	21	5.4			
Javon Baker	10	7	101	14.4	1	35	10.1			19	9	116	12.9	1	35	6.1			
Ja'Corey Brooks	13	5	79	15.8	1	28	6.1			13	5	79	15.8	1	28	6.1			
R. Williams	10	5	57	11.4	1	24	5.7			18	5	57	11.4	1	24	3.2			
Trey Sanders	11	4	51	12.8	0	36	4.6			15	5	49	9.8	0	36	3.3			
Agiye Hall	5	2	20	10.0	0	10	4.0			5	2	20	10.0	0	10	4.0			
T. Jones-Bell	4	2	16	8.0	0	8	4.0			7	3	14	4.7	0	8	2.0			
Christian Leary	6	2	4	2.0	1	11	0.7			6	2	4	2.0	1	11	0.7			
Robbie Ouzts	11	1	8	8.0	0	8	0.7			11	1	8	8.0	0	8	0.7			
Total	13	328	4523	13.8	44	94	347.9												
Opponents	13	262	2902	11.1	23	70	223.2												
Total Offense	g	plays	rush	pass	total	avg/g				g	plays	rush	pass	total	avg/g				
Bryce Young	13	533	31	4322	4353	334.8				22	564	8	4478	4486	203.9				
B. Robinson Jr.	12	223	1071	0	1071	89.2				64	497	2432	0	2432	38.0				
R. Williams	10	48	284	0	284	28.4				18	67	355	0	355	19.7				
Trey Sanders	11	56	242	0	242	22.0				15	86	376	0	376	25.1				
Jase McClellan	5	40	191	0	191	38.2				18	63	436	0	436	24.2				
Paul Tyson	12	16	0	150	150	12.5				13	16	0	150	150	11.5				
Jalen Milroe	4	22	57	41	98	24.5				4	22	57	41	98	24.5				
Christian Leary	6	3	22	0	22	3.7				6	3	22	0	22	3.7				
Demouy Kennedy	13	7	16	0	16	1.2				17	7	16	0	16	0.9				
Braxton Barker	1	1	0	10	10	10.0				1	1	0	10	10	10.0				
John Metchie	13	1	8	0	8	0.6				39	1	8	0	8	0.2				
J. Williams	13	2	5	0	5	0.4				13	2	5	0	5	0.4				
TEAM	13	6	-8	0	-8	-0.6													
Total	13	959	1919	4523	6442	495.5													
Opponents	13	840	1077	2902	3979	306.1													

## SEASON/CAREER STATISTICS (SCORING/RETURNS/TURNOVERS)

SEASON									CAREER									
Scoring	td	fg	PAT				dxp	saf	pts	td	fg	PAT				dxp	saf	pts
			kick	rush	rcv	pass						kick	rush	rcv	pass			
Will Reichard	-	16-20	68-69	-	-	-	-	-	116	-	34-41	173-175	-	-	-	-	-	275
J. Williams	17	-	-	-	1	-	-	-	104	17	-	-	-	1	-	-	-	104
B. Robinson Jr.	16	-	-	-	-	-	-	-	96	31	-	-	-	-	-	-	-	186
John Metchie	8	-	-	-	2	-	-	-	52	14	-	-	-	2	-	-	-	88
Cameron Latu	6	-	-	-	-	-	-	-	36	6	-	-	-	-	-	-	-	36
Jase McClellan	5	-	-	-	-	-	-	-	30	7	-	-	-	-	-	-	-	42
Bryce Young	3	-	-	1-1	-	3-3	-	-	20	3	-	-	1-1	-	3-3	-	-	20
J. Billingsley	3	-	-	-	-	-	-	-	18	6	-	-	-	-	-	-	-	36
Slade Bolden	2	-	-	-	-	-	-	-	12	3	-	-	-	-	-	-	-	18
Trey Sanders	2	-	-	-	-	-	-	-	12	2	-	-	-	-	-	-	-	12
Jordan Battle	2	-	-	-	-	-	-	-	12	3	-	-	-	-	-	-	-	18
R. Williams	2	-	-	-	-	-	-	-	12	3	-	-	-	-	-	-	-	18
King Mwikuta	1	-	-	-	-	-	-	-	6	1	-	-	-	-	-	-	-	6
Javon Baker	1	-	-	-	-	-	-	-	6	1	-	-	-	-	-	-	-	6
Christian Leary	1	-	-	-	-	-	-	-	6	1	-	-	-	-	-	-	-	6
Ja'Corey Brooks	1	-	-	-	-	-	-	-	6	1	-	-	-	-	-	-	-	6
Traeshon Holden	1	-	-	-	-	-	-	-	6	1	-	-	-	-	-	-	-	6
Jack Martin	-	1-1	-	-	-	-	-	-	3	-	1-1	-	-	-	-	-	-	3
Total	71	17-21	68-69	1-1	3	3-3	-	-	553									
Opponents	32	13-13	30-31	0-1	1	1-2	-	-	263									

Punt Returns											
no.	yds	avg	td	lg		no.	yds	avg	td	lg	
JoJo Earle	14	95	6.8	0	29	14	95	6.8	0	29	
Slade Bolden	11	102	9.3	0	25	18	151	8.4	0	25	
Ja'Corey Brooks	1	19	19.0	0	0	1	19	19.0	0	0	
Christian Leary	1	2	2.0	0	0	1	2	2.0	0	0	
Chris Braswell	1	11	11.0	0	0	1	11	11.0	0	0	
Jase McClellan	0	33	0.0	1	33	0	33	0.0	1	33	
King Mwikuta	0	0	0.0	1	0	0	0	0.0	1	0	
Jaylen Moody	0	20	0.0	0	20	0	20	0.0	0	20	
Total	28	282	10.1	2	33						
Opponents	12	73	6.1	0	19						

Kick Returns											
no.	yds	avg	td	lg		no.	yds	avg	td	lg	
J. Williams	9	337	37.4	2	100	9	337	37.4	2	100	
Slade Bolden	5	67	13.4	0	24	5	67	13.4	0	24	
Cameron Latu	2	7	3.5	0	7	3	7	2.3	0	7	
John Metchie	1	13	13.0	0	13	1	13	13.0	0	13	
J. Billingsley	1	17	17.0	0	17	6	106	17.7	0	27	
Total	18	441	24.5	2	100						
Opponents	22	384	17.5	1	96						

Interceptions											
no.	yds	avg	td	lg		no.	yds	avg	td	lg	
J. Armour-Davis	3	51	17.0	0	47	3	51	17.0	0	47	
D. Hellams	3	6	2.0	0	6	3	6	2.0	0	6	
Jordan Battle	3	111	37.0	2	42	5	156	31.2	3	45	
Josh Jobe	2	6	3.0	0	6	3	6	2.0	0	6	
Marcus Banks	1	0	0.0	0	0	1	0	0.0	0	0	
Jaylen Moody	1	13	13.0	0	13	1	13	13.0	0	13	
K. McKinstry	1	0	0.0	0	0	1	0	0.0	0	0	
Malachi Moore	1	-1	-1.0	0	0	4	41	10.2	0	42	
Total	15	186	12.4	2	47						
Opponents	4	17	4.2	0	13						

Fumble Returns											
no.	yds	avg	td	lg		no.	yds	avg	td	lg	
D. Hellams	1	3	3.0	0	3	1	3	3.0	0	3	
Total	1	3	3.0	0	3						
Opponents	1	4	4.0	0	4						

## SEASON/CAREER STATISTICS (ALL-PURPOSE/KICKING)

	SEASON								CAREER							
All Purpose	g	rush	rcv	pr	kr	ir	total	avg/g	g	rush	rcv	pr	kr	ir	total	avg/g
J. Williams	13	5	1445	0	337	0	1787	137.5	13	5	1445	0	337	0	1787	137.5
B. Robinson Jr.	12	1071	268	0	0	0	1339	111.6	64	2432	418	0	166	0	3016	47.1
John Metchie	13	8	1142	0	13	0	1163	89.5	39	8	2081	0	13	0	2102	53.9
Slade Bolden	13	0	333	102	67	0	502	38.6	40	11	637	151	67	0	866	21.6
R. Williams	10	284	57	0	0	0	341	34.1	18	355	57	0	0	0	412	22.9
Jase McClellan	5	191	97	33	0	0	321	64.2	18	436	98	33	0	0	567	31.5
Cameron Latu	13	0	299	0	7	0	306	23.5	38	0	299	0	7	0	306	8.1
Trey Sanders	11	242	51	0	0	0	293	26.6	15	376	49	0	17	0	442	29.5
J. Billingsley	13	0	244	0	17	0	261	20.1	34	-3	547	0	106	0	650	19.1
JoJo Earle	10	0	148	95	0	0	243	24.3	10	0	148	95	0	0	243	24.3
Traeshon Holden	13	0	211	0	0	0	211	16.2	18	0	211	0	0	0	211	11.7
Jordan Battle	13	0	0	0	0	111	111	8.5	39	0	0	0	0	156	156	4.0
Javon Baker	10	0	101	0	0	0	101	10.1	19	0	116	0	0	0	116	6.1
Ja'Corey Brooks	13	0	79	19	0	0	98	7.5	13	0	79	19	0	0	98	7.5
Jalen Milroe	4	57	0	0	0	0	57	14.2	4	57	0	0	0	0	57	14.2
J. Armour-Davis	10	0	0	0	0	51	51	5.1	28	0	0	0	0	51	51	1.8
Jaylen Moody	13	0	0	20	0	13	33	2.5	53	0	0	20	0	13	33	0.6
Bryce Young	13	31	0	0	0	0	31	2.4	22	8	0	0	0	0	8	0.4
Christian Leary	6	22	4	2	0	0	28	4.7	6	22	4	2	0	0	28	4.7
Agiye Hall	5	0	20	0	0	0	20	4.0	5	0	20	0	0	0	20	4.0
T. Jones-Bell	4	0	16	0	0	0	16	4.0	7	0	14	0	0	0	14	2.0
Demouy Kenned	13	16	0	0	0	0	16	1.2	17	16	0	0	0	0	16	0.9
Chris Braswell	12	0	0	11	0	0	11	0.9	12	0	0	11	0	0	11	0.9
Robbie Ouzts	11	0	8	0	0	0	8	0.7	11	0	8	0	0	0	8	0.7
Josh Jobe	12	0	0	0	0	6	6	0.5	51	0	0	0	0	6	6	0.1
D. Hellams	13	0	0	0	0	6	6	0.5	39	0	0	0	0	6	6	0.2
Malachi Moore	13	0	0	0	0	-1	-1	-0.1	24	0	0	0	0	41	41	1.7
TEAM	13	-8	0	0	0	0	-8	-0.6								
Total	13	1919	4523	282	441	186	7351	565.5								
Opponents	13	1077	2902	73	384	17	4453	342.5								

Field Goals	att	good	long	blkd	att	good	long	blkd
Will Reichard	20	16	51	0	41	34	52	0
Jack Martin	1	1	29	0	1	1	29	0
Total	21	17	51	0				
Opponents	13	13	50	0				

Punting	no.	yds	avg	lg	blk	no.	yds	avg	lg	blk
James Burnip	42	1642	39.1	50	0	42	1642	39.1	50	0
TEAM	1	0	0.0	0	1					
Total	43	1642	38.2	50	1					
Opponents	78	3303	42.3	68	3					


Kickoffs	no.	yds	avg	tb	ob	no.	yds	avg	tb	ob
Will Reichard	94	5493	58.4	50	3	192	10938	57.0	86	6
Jack Martin	5	297	59.4	3	1	5	297	59.4	3	1
Total	99	5790	58.5	53	4					
Opponents	54	3185	59.0	30	3					

## SEASON/CAREER STATISTICS (DEFENSIVE)

		SEASON											CAREER										
##	Defensive Leaders	gp	ua	a	total	tfl	sack	int	pbu	fr	ff	blk	gp	ua	a	total	tfl	sack	int	pbu	fr	ff	blk
10	Henry To'oTo'o	13	48	54	102	8.5	4.0	.	1	.	1	.	13	48	54	102	8.5	4.0	.	1	.	1	.
31	W. Anderson Jr.	13	53	39	92	32.5	15.5	.	2	.	.	.	26	86	58	144	43.0	22.5	.	2	.	1	.
9A	Jordan Battle	13	42	33	75	1.0	.	3	3	.	.	.	39	99	72	171	6.0	1.0	5	8	1	.	.
2	D. Hellams	13	49	25	74	1.5	.	3	3	.	.	.	39	87	53	140	3.5	1.5	3	6	.	.	.
8A	C. Harris	13	39	29	68	8.0	2.0	.	3	.	1	.	39	120	90	210	22.5	6.5	1	6	2	2	.
48	P. Mathis	13	16	30	46	10.0	8.0	.	.	2	1	.	53	49	73	122	15.5	9.5	.	3	3	3	.
14	Brian Branch	13	26	18	44	4.5	0.5	.	7	.	.	.	25	45	26	71	5.0	0.5	2	14	.	.	.
28	Josh Jobe	12	28	10	38	1.0	.	2	4	.	.	.	51	95	34	129	3.5	2.0	3	19	1	2	.
47	Byron Young	13	17	20	37	9.0	2.0	.	.	.	.	.	39	34	55	89	17.0	4.0	.	1	1	.	.
5	J. Armour-Davis	10	21	9	30	1.0	.	3	4	.	.	.	28	21	13	34	1.0	.	3	6	.	.	.
3	Daniel Wright	13	15	11	26	1.0	1.0	.	3	.	.	.	57	70	42	112	2.0	1.0	2	8	.	.	.
15	Dallas Turner	13	11	14	25	7.0	5.5	.	.	1	.	.	13	11	14	25	7.0	5.5	.	.	1	.	.
20	Drew Sanders	10	12	12	24	2.5	1.0	.	2	.	.	.	23	16	17	33	2.5	1.0	.	2	.	.	.
50	Tim Smith	13	10	14	24	4.0	0.5	.	1	.	.	.	23	18	20	38	6.5	1.5	.	1	2	1	.
92	Justin Eboigbe	13	8	10	18	0.5	0.5	.	2	2	.	.	36	24	23	47	4.0	2.0	1	2	2	.	.
13	Malachi Moore	13	11	6	17	2.0	.	1	1	.	.	.	24	38	23	61	6.0	.	4	7	1	1	.
1A	K. McKinstry	13	5	11	16	1.0	1.0	1	1	.	.	.	13	5	11	16	1.0	1.0	1	1	.	.	.
94	DJ Dale	11	10	5	15	3.0	1.0	.	.	.	.	.	34	24	30	54	7.0	2.0	.	2	2	.	.
41	Chris Braswell	12	7	6	13	1.0	.	.	.	.	.	1	12	7	6	13	1.0	.	.	.	.	.	1
42	Jaylen Moody	13	3	8	11	0.0	.	1	.	.	.	.	53	20	24	44	0.5	.	1	.	1	1	.
1F	LaBryan Ray	11	5	5	10	3.0	1.0	.	.	.	.	.	42	37	38	75	13.5	6.0	.	2	.	1	.
26	Marcus Banks	8	4	2	6	0.5	.	1	.	.	.	.	24	5	3	8	0.5	.	1	.	.	.	.
35	Shane Lee	9	1	5	6	0.5	0.5	.	.	.	.	.	27	50	45	95	8.0	6.0	1	.	1	3	.
37	Demouy Kennedy	13	2	4	6	0.0	.	.	.	.	.	.	17	2	4	6	0.0	.	.	.	.	.	.
90	S. Wynn Jr.	7	1	4	5	0.0	.	.	.	.	.	.	21	3	13	16	0.0	.	.	.	.	.	.
1	J. Williams	13	3	1	4	0.0	.	.	.	.	.	.	13	3	1	4	0.0	.	.	.	.	.	.
21	Jase McClellan	5	1	3	4	0.0	.	.	.	.	.	.	18	1	3	4	0.0	.	.	.	.	.	.
4A	C. Allen	1	2	1	3	1.0	1.0	.	.	.	1	.	34	37	24	61	19.5	7.5	.	.	1	4	.
40	K. Blackshire	8	2	1	3	0.0	.	.	.	.	.	.	8	2	1	3	0.0	.	.	.	.	.	.
27	DeVonta Smith	7	1	1	2	0.0	.	.	.	.	.	.	7	1	1	2	0.0	.	.	.	.	.	.
6A	Khyree Jackson	10	2	.	2	0.0	.	.	.	.	.	.	10	2	.	2	0.0	.	.	.	.	.	.
98	Jamil Burroughs	3	2	.	2	1.0	1.0	.	.	.	.	.	9	3	4	7	1.0	1.0	.	.	.	.	.
1C	Kristian Story	10	1	1	2	0.0	.	.	.	.	.	.	10	1	1	2	0.0	.	.	.	.	.	.
1B	JoJo Earle	10	.	1	1	0.0	.	.	.	.	.	.	10	.	1	1	0.0	.	.	.	.	.	.
11	Traeshon Holden	13	.	1	1	0.0	.	.	.	.	.	.	18	.	1	1	0.0	.	.	.	.	.	.
93	J. Latham	3	1	.	1	0.0	.	.	.	.	.	.	4	1	.	1	0.0	.	.	.	.	.	.
30	King Mwikuta	12	1	.	1	1.0	.	.	.	.	.	.	33	2	4	6	1.0	.	.	.	.	.	.
18	Slade Bolden	13	1	.	1	0.0	.	.	.	.	.	.	40	5	2	7	0.0	.	.	.	.	1	.
71	D. Dalcourt	11	1	.	1	0.0	.	.	.	.	.	.	26	1	.	1	0.0	.	.	.	.	.	.
6	Trey Sanders	11	1	.	1	0.0	.	.	.	.	.	.	15	2	.	2	0.0	.	.	.	.	.	.
23	R. Williams	10	1	.	1	0.0	.	.	.	.	.	.	18	1	.	1	0.0	.	.	.	.	.	.
12	Christian Leary	6	.	.	.	0.0	.	.	.	.	.	1	6	.	.	.	0.0	.	.	.	.	.	1
7	Ja'Corey Brooks	13	.	.	.	0.0	.	.	.	.	.	1	13	.	.	.	0.0	.	.	.	.	.	1
Total		13	464	394	858	106	46	15	37	5	4	3											
Opponents		13	507	496	100	89	35	4	29	6	11	1											



2021 RECAPS AND BOX SCORES

	1/1	ALABAMA (1-0)	44
	14/16	MIAMI (1-0)	13

SATURDAY, SEPTEMBER 4 • MERCEDES-BENZ STADIUM • ATLANTA, GA.  
ATTENDANCE: 71,829 • TV: ABC

**ATLANTA** – The top-ranked Alabama football team scored on its first five possessions en route to a 44-13 decision over No. 14/16 Miami in the 2021 Chick-fil-A Kickoff Game on Saturday afternoon in Mercedes-Benz Stadium. With the win, the Crimson Tide claimed victory in its 15th straight season opener under head coach Nick Saban.

On offense, quarterback Bryce Young went 27-of-38 for 344 yards and four touchdowns in his first start for Alabama. The four touchdown passes set a new Alabama record for passing scores by a Tide quarterback in his starting debut, passing the previous record of three set by Joe Namath and Mac Jones. Two of his touchdowns went to Cameron Latu, while John Metchie III and Jameson Williams accounted for one each. Williams finished the game with four catches for a team-high 126 yards. On the ground, Brian Robinson Jr. carried 12 times for 60 yards, while Trey Sanders added another 41 yards on eight carries, one of which went for a touchdown.

Defensively, Will Anderson Jr. led the way with nine tackles, including one sack. Christopher Allen forced a first-half fumble, which was recovered by Phidarian Mathis, while Malachi Moore and Jaylen Moody each grabbed interceptions in the contest as the Tide forced three turnovers on the day.

Placekicker Will Reichard extended his streak of made field goals to 18 with successful attempts from 38, 51 and 40 yards out. He also tacked on five made extra points in as many chances.

	1	2	3	4	Score
Alabama	10	17	14	3	44
Miami	0	3	10	0	13

SCORING SUMMARY

1st	12:07	UA	John Metchie III 37 yard pass from Bryce Young (Will Reichard kick), 7-75 2:53	UA 7 - UM 0
	04:39	UA	Will Reichard 38 yard field goal, 11-55 5:05	UA 10 - UM 0
2nd	14:12	UA	Cameron Latu 9 yard pass from Bryce Young (Will Reichard kick), 10-80 3:32	UA 17 - UM 0
	11:33	UA	Will Reichard 51 yard field goal, 4-0 2:16	UA 20 - UM 0
	06:55	UA	Cameron Latu 25 yard pass from Bryce Young (Will Reichard kick), 7-74 2:30	UA 27 - UM 0
	00:00	UM	Andres Borregales 37 yard field goal, 10-60 1:57	UA 27 - UM 3
3rd	09:29	UA	Jameson Williams 94 yard pass from Bryce Young (Will Reichard kick), 3-99 0:50	UA 34 - UM 3
	07:01	UA	Trey Sanders 20 yard run (Will Reichard kick), 5-45 2:15	UA 41 - UM 3
	05:18	UM	Xavier Restrepo 29 yard pass from D'Eriq King (Andres Borregales kick), 7-75 1:43	UA 41 - UM 10
	00:30	UM	Andres Borregales 28 yard field goal, 8-14 2:49	UA 41 - UM 13
4th	07:52	UA	Will Reichard 40 yard field goal, 13-53 7:38	UA 44 - UM 13

	UA	UM
FIRST DOWNS	28	18
RUSHES-YARDS (NET)	38-147	31-87
PASSING YDS (NET)	354	179
Passes Comp-Att-Int	28-39-0	23-31-2
TOTAL OFFENSE PLAYS-YARDS	77-501	62-266
Fumble Returns-Yards	0-0-0	0-0-0
Punt Returns-Yards	3-20-0	0-0-0
Kickoff Returns-Yards	1-17-0	0-0-0
Interception Returns-Yards	2-12-0	2-0-0
Punts (Number-Avg)	2-31-0	5-47.2
Fumbles-Lost	2-1	1-1
Penalties-Yards	8-81	7-75
Possession Time	37:02	22:58
Third-Down Conversions	10 of 16	6 of 14
Fourth-Down Conversions	0 of 1	1 of 2
Red-Zone Scores-Chances	4-4	2-3
Sacks By: Number-Yards	4-21	1-7

**RUSHING:** UA - Brian Robinson Jr. 12-60; Trey Sanders 8-41; Jase McClellan 9-36; Roydell Williams 6-18; Bryce Young 2-minus 1; Jalen Milroe 1-minus 7. UM - Cam'Ron Harris 12-37; Donald Chaney Jr. 7-23; Tyler Van Dyke 3-17; D'Eriq King 9-10.

**PASSING:** UA - Bryce Young 27-38-0-344; Paul Tyson 1-1-0-10. UM - D'Eriq King 22-30-2-179; Tyler Van Dyke 0-1-0-0.

**RECEIVING:** UA - John Metchie III 6-76; Jameson Williams 4-126; Cameron Latu 3-43; Slade Bolden 3-26; Javon Baker 3-21; Jase McClellan 3-15; JoJo Earle 2-25; Brian Robinson Jr. 2-0; Traeshon Holden 1-12; Agiye Hall 1-10. UM - Charleston Rambo 7-34; Key'Shawn Smith 4-40; Xavier Restrepo 3-55; Mike Harley 3-23; Will Mallory 2-12; Cam'Ron Harris 2-8; Donald Chaney Jr. 1-4; Michael Redding III 1-3.

**INTERCEPTIONS:** UA - Malachi Moore 1-minus 1; Jaylen Moody 1-13.

**FUMBLES:** UA - Roydell Williams 1-0; Bryce Young 1-1. UM - D'Eriq King 1-1.

		MERCER (1-1)	14
	1/1	ALABAMA (2-0)	48

SATURDAY, SEPTEMBER 11 • BRYANT-DENNY STADIUM • TUSCALOOSA, ALA.  
ATTENDANCE: 95,396 • TV: SEC NETWORK

**TUSCALOOSA, Ala.** – The No. 1/1 University of Alabama football team won its 20th straight home opener, and its 15th consecutive under head coach Nick Saban, when it defeated Mercer, 48-14, Saturday afternoon at Bryant-Denny Stadium.

Quarterback Bryce Young threw for 227 yards and three touchdowns after going 19-for-27 in his second start for the Tide. Young became the first player in Alabama history with seven touchdown passes in his first two starts.

JoJo Earle led all receivers with 85 yards on seven catches, while John Metchie III added 70 yards on five catches. Running back Brian Robinson Jr. paced all rushers with 70 yards on 10 carries, including a four-yard rushing score.

Linebacker Christian Harris led the Tide with eight tackles including four solo stops and a tackle for loss. Corners Kool-Aid McKinstry and Marcus Banks both snagged interceptions, while defensive ends Byron Young and Phidarian Mathis along with defensive tackle DJ Dale all recorded sacks.

	1	2	3	4	Score
Mercer	0	0	7	7	14
Alabama	14	17	14	3	48

SCORING SUMMARY

1st	06:39	UA	Jase McClellan 33 yard punt block return (Will Reichard kick), 3-4 1:26	MU 0 - UA 7
	03:22	UA	Brian Robinson Jr. 4 yard run (Will Reichard kick), 5-54 1:26	MU 0 - UA 14
2nd	14:51	UA	Slade Bolden 18 yard pass from Bryce Young (Will Reichard kick), 7-65 2:15	MU 0 - UA 21
	06:30	UA	Jase McClellan 5 yard run (Will Reichard kick), 4-29 1:41	MU 0 - UA 28
	00:33	UA	Will Reichard 30 yard field goal, 9-33 3:39	MU 0 - UA 31
3rd	10:52	UA	Jameson Williams 8 yard pass from Bryce Young (Will Reichard kick), 5-81 2:07	MU 0 - UA 38
	08:21	MU	Devron Harper 60 yard pass from Anthony Squitieri (Devin Folser kick), 5-85 2:24	MU 7 - UA 38
	05:50	UA	Jase McClellan 21 yard pass from Bryce Young (Will Reichard kick), 5-64 2:26	MU 7 - UA 45
4th	12:24	MU	Ty James 22 yard pass from Anthony Squitieri (Devin Folser kick), 10-80 4:59	MU 14 - UA 45
	06:41	UA	Will Reichard 40 yard field goal, 11-38 5:37	MU 14 - UA 52

	MU	UA
FIRST DOWNS	13	24
RUSHES-YARDS (NET)	36-48	34-158
PASSING YDS (NET)	168	266
Passes Comp-Att-Int	10-18-2	20-31-0
TOTAL OFFENSE PLAYS-YARDS	54-216	65-424
Fumble Returns-Yards	0-0-0	0-0-0
Punt Returns-Yards	0-2-0	0-118-1
Kickoff Returns-Yards	5-65-0	3-31-0
Interception Returns-Yards	0-0-0	2-0-0
Punts (Number-Avg)	8-31.5	3-43.3
Fumbles-Lost	2-0	1-0
Penalties-Yards	7-54	9-95
Possession Time	30:09	29:51
Third-Down Conversions	3 of 12	5 of 13
Fourth-Down Conversions	1 of 1	2 of 2
Red-Zone Scores-Chances	0-0	7-8
Sacks By: Number-Yards	2-8	3-16

**RUSHING:** MU - Fred Davis 12-47; Ethan Dirrim 7-24; Fred Payton 5-10; Parker Wroble 1-3; Carter Peevy 4-minus 7; Brandon Marshall 6-minus 9; TEAM 1-minus 20. UA - Brian Robinson Jr. 10-70; Jalen Milroe 7-33; Trey Sanders 7-30; Jase McClellan 4-13; Roydell Williams 4-11; Bryce Young 2-1.

**PASSING:** MU - Fred Payton 9-15-1-159; Carter Peevy 1-3-1-9. UA - Bryce Young 19-27-0-227; Paul Tyson 1-3-0-39; Jalen Milroe 0-1-0-0.

**RECEIVING:** MU - Devron Harper 2-69; Ethan Dirrim 2-45; Ty James 2-33; Parker Wroble 2-11; Andrew May 1-7; Fred Davis 1-3. UA - JoJo Earle 7-85; John Metchie III 5-70; Jameson Williams 3-31; Traeshon Holden 2-31; Jase McClellan 1-21; Slade Bolden 1-18; Brian Robinson Jr. 1-10.

**INTERCEPTIONS:** UA - Kool-Aid McKinstry 1-0; Marcus Banks 1-0.

**FUMBLES:** MU - Fred Payton 1-0; TEAM 1-0. UA - Trey Sanders 1-0.

## 2021 RECAPS AND BOX SCORES



1/1	ALABAMA (3-0, 1-0 SEC)	31
11/9	FLORIDA (2-1, 0-1 SEC)	29

**SATURDAY, SEPTEMBER 18 • BEN HILL GRIFFIN STADIUM • GAINESVILLE, FLA.**  
**ATTENDANCE: 90,887 • TV: CBS**

**GAINESVILLE, Fla.** — The No. 1/1 University of Alabama football team beat No. 11/9 Florida, 31-29, to win its Southeastern Conference opener Saturday afternoon at Ben Hill Griffin Stadium. The victory marked head coach Nick Saban's 50th SEC road win at Alabama.

Quarterback Bryce Young threw for 233 yards and three touchdowns on 22-for-35 passing in The Swamp. Jameson Williams was the Crimson Tide's yardage leader with 61 yards on four catches, while Jase McClellan added 41 yards and four receptions to go with a touchdown. John Metchie III led all receivers in catches with six for 42 yards. Running back Brian Robinson Jr. was the Tide's top rusher with 75 yards on 14 carries, including a three-yard rushing score, while also catching a seven-yard touchdown pass.

Defensive back DeMarcco Hellams recorded a team-high 11 tackles and a game-best six solo stops. Defensive back Jalyn Armour-Davis had a first-quarter interception that set Alabama up with a short field, leading to the Tide's third touchdown of the first period.

Placekicker Will Reichard added a 24-yard field goal and four extra points during the afternoon matchup.

	1	2	3	4	Score
Alabama	21	0	7	3	31
Florida	3	6	14	6	29

## SCORING SUMMARY

1st	11:21	UA	Jase McClellan 7 yard pass from Bryce Young (Will Reichard kick), 8-75 3:39	UA 7 - UF 0
	07:08	UF	Chris Howard 25 yard field goal, 11-75 4:08	UA 7 - UF 3
	04:14	UA	Jahleel Billingsley 26 yard pass from Bryce Young (Will Reichard kick), 7-75 2:54	UA 14 - UF 3
	00:48	UA	Brian Robinson Jr. 7 yard pass from Bryce Young (Will Reichard kick), 6-38 2:24	UA 21 - UF 3
2nd	06:34	UF	Malik Davis 26 yard rush (Chris Howard kick missed), 6-79 2:11	UA 21 - UF 9
3rd	10:20	UF	Dameon Pierce 3 yard rush (Chris Howard kick), 10-75 4:40	UA 21 - UF 16
	04:33	UA	Brian Robinson Jr. 3 yard rush (Will Reichard kick), 13-75 5:47	UA 28 - UF 16
	00:29	UF	Emory Jones 5 yard rush (Chris Howard kick), 11-99 4:04	UA 28 - UF 23
4th	09:30	UA	Will Reichard 24 yard field goal, 14-64 05:53	UA 31 - UF 23
	03:10	UF	Dameon Pierce 17 yard rush (Malik Davis rush failed), 11-75 6:20	UA 31 - UF 29

	UA	UF
FIRST DOWNS	19	25
RUSHES-YARDS (NET)	28-91	43-246
PASSING YDS (NET)	240	193
Passes Comp-Att-Int	22-35-0	17-27-1
TOTAL OFFENSE PLAYS-YARDS	63-331	70-440
Fumble Returns-Yards	0-0-0	0-0-0
Punt Returns-Yards	0-0-0	1--2-0
Kickoff Returns-Yards	2-51-0	2-14-0
Interception Returns-Yards	1-4-0	0-0-0
Punts (Number-Avg)	4-42.5	2-47.0
Fumbles-Lost	0-0	1-0
Penalties-Yards	11-75	7-67
Possession Time	28:05	31:55
Third-Down Conversions	7 of 13	3 of 12
Fourth-Down Conversions	1 of 1	3 of 4
Red-Zone Scores-Chances	4-4	4-4
Sacks By: Number-Yards	1-2	2-9

**RUSHING:** UA - Brian Robinson Jr. 15-78; Jase McClellan 9-17; Bryce Young 4-minus 4. UF - Malik Davis 10-88; Emory Jones 19-76; Nay'Quan Wright 7-58; Dameon Pierce 7-24.

**PASSING:** UA - Bryce Young 22-35-0-240. UF - Emory Jones 17-27-1-194.

**RECEIVING:** UA - John Metchie III 6-49; Jameson Williams 4-61; Jase McClellan 4-41; Slade Bolden 3-19; Cameron Latu 2-19; Jahleel Billingsley 1-26; JoJo Earle 1-18; Brian Robinson Jr. 1-7. UF - Kemore Gamble 5-32; Keon Zipperer 4-51; Trent Whittemore 3-33; Rick Wells 1-26; Nay'Quan Wright 1-19; Xzavier Henderson 1-18; Jacob Copeland 1-10; Malik Davis 1-5.

**INTERCEPTIONS:** UA - Jalyn Armour-Davis 1-4.

**FUMBLES:** UF - Ja'Markis Weston 1-0.



1/1	SOUTHERN MISS (1-3)	14
	ALABAMA (4-0)	63

**SATURDAY, SEPTEMBER 25 • BRYANT-DENNY STADIUM • TUSCALOOSA, ALA.**  
**ATTENDANCE: 100,077 • TV: SEC NETWORK**

**TUSCALOOSA, Ala.** — The No. 1/1 University of Alabama football team recorded its 100th consecutive win over an unranked opponent under head coach Nick Saban, defeating Southern Miss, 63-14, at Bryant-Denny Stadium.

Quarterback Bryce Young set a school record for the best completion percentage in a single game (with a minimum of 20 completions), completing 20-of-22 passes (.909) against the Golden Eagles. Young threw for a career-high five touchdowns while adding 313 yards against the Golden Eagles.

Highlighting the Crimson Tide's nine touchdowns on the night were two kickoff returns by Jameson Williams who became the first Alabama player in school history to achieve that feat in a single game.

Running back Roydell Williams led all rushers with 110 yards and a touchdown on 11 attempts, followed by running back Jase McClellan, who totaled 97 yards on 12 rushes. McClellan also had one catch for nine yards and a touchdown in his first career start. Tight end Jahleel Billingsley tallied 105 receiving yards on five catches, including one touchdown, to pace the wideouts.

Defensive back Jordan Battle tallied seven total tackles to lead the UA defense, while defensive back DeMarcco Hellams and linebackers Christian Harris and Will Anderson Jr. secured five solo stops each. Hellams also snagged his first interception of the season during the first quarter to cut short a USM drive.

	1	2	3	4	Score
Southern Miss	0	7	0	7	14
Alabama	21	21	7	14	63

## SCORING SUMMARY

1st	14:46	UA	Jameson Williams 100 yard kickoff return (Will Reichard kick), 0:00	USM 0 - UA 7
	09:41	UA	Jahleel Billingsley 16 yard pass from Bryce Young (Will Reichard kick), 8-60 3:38	USM 0 - UA 14
	03:00	UA	Cameron Latu 1 yard fumble recovery (Will Reichard kick), 6-76 2:25	USM 0 - UA 21
2nd	14:26	UA	Roydell Williams 1 yard rush (Will Reichard kick), 4-60 1:05	USM 0 - UA 28
	12:36	UA	Jameson Williams 81 yard pass from Bryce Young (Will Reichard kick), 1-81 0:14	USM 0 - UA 35
	05:26	USM	Chandler Pittman 14 yard pass from Ty Keyes (Briggs Bourgeois kick), 5-46 3:29	USM 7 - UA 35
	00:15	UA	Jase McClellan 9 yard pass from Bryce Young (Will Reichard kick), 10-97 5:04	USM 7 - UA 42
3rd	12:22	UA	Cameron Latu 11 yard pass from Bryce Young (Will Reichard kick), 4-68 1:30	USM 7 - UA 49
4th	13:29	USM	Demarcus Jones 11 yard pass from Ty Keyes (Briggs Bourgeois kick), 12-84 5:31	USM 14 - UA 49
	13:16	UA	Jameson Williams 83 yard kickoff return (Will Reichard kick), 0:00	USM 14 - UA 56
	02:49	UA	Javon Baker 24 yard pass from Jalen Milroe (Will Reichard kick), 8-85 4:09	USM 14 - UA 63

	USM	UA
FIRST DOWNS	11	22
RUSHES-YARDS (NET)	33-82	33-211
PASSING YDS (NET)	131	395
Passes Comp-Att-Int	11-24-1	23-26-1
TOTAL OFFENSE PLAYS-YARDS	57-213	59-606
Fumble Returns-Yards	0-0-0	0-0-0
Punt Returns-Yards	1-18-0	1--2-0
Kickoff Returns-Yards	3-59-0	3-177-2
Interception Returns-Yards	1-13-0	1-6-0
Punts (Number-Avg)	9-36.3	2-39.0
Fumbles-Lost	0-0	1-0
Penalties-Yards	5-36	7-60
Possession Time	31:18	28:42
Third-Down Conversions	5 of 15	6 of 10
Fourth-Down Conversions	0 of 1	1 of 1
Red-Zone Scores-Chances	2-2	4-4
Sacks By: Number-Yards	2-11	2-19

**RUSHING:** USM - Ty Keyes 12-41; Chandler Pittman 6-28; Frank Gore Jr. 9-7; Dajon Richard 4-7; Tee Webb 1-1; TEAM 1-minus 2. UA - Roydell Williams 11-110; Jase McClellan 12-97; Trey Sanders 5-12; Jalen Milroe 2-5; TEAM 1-minus 2; Bryce Young 2-minus 11.

**PASSING:** USM - Ty Keyes 11-24-1-131. UA - Bryce Young 20-22-1-313; Paul Tyson 2-3-0-58; Jalen Milroe 1-1-0-24.

**RECEIVING:** USM - Grayson Gunter 3-61; Da'Quan Bailey-Brown 2-3; Jason Brownlee 1-19; Dajon Richard 1-19; Chandler Pittman 1-14; Demarcus Jones 1-11; Frank Gore Jr. 1-4; Brad Dennis 1-0; Antoine Robinson 1-0. UA - John Metchie III 7-45; Jahleel Billingsley 5-105; Cameron Latu 3-57; Javon Baker 2-59; Slade Bolden 2-27; Jameson Williams 1-81; Jase McClellan 1-9; Traeshon Holden 1-9; Trey Sanders 1-3.

**INTERCEPTIONS:** USM - Malik Shorts 1-13. UA - DeMarcco Hellams 1-6.

**FUMBLES:** UA - John Metchie III 1-0.

2021 RECAPS AND BOX SCORES



12/12	OLE MISS (3-1, 0-1 SEC)	21
1/1	ALABAMA (5-0, 2-0 SEC)	42

SATURDAY, OCTOBER 2 • BRYANT-DENNY STADIUM • TUSCALOOSA, ALA.  
ATTENDANCE: 100,077 • TV: CBS

**TUSCALOOSA, Ala.** – The No. 1/1 University of Alabama football team recorded its 69th win against an Associated Press Top-25 team since 2008, and its third this season, defeating No. 12/12 Ole Miss, 42-21, at Bryant-Denny Stadium Saturday in the Crimson Tide’s Southeastern Conference home opener.

Brian Robinson Jr. recorded career-high totals in both rushing yards (171) and rushing touchdowns (4) on the afternoon. He became the first Alabama running back to record four rushing scores in a game since Trent Richardson did so against the Rebels in Oxford on Oct. 15, 2011. Quarterback Bryce Young finished 21-of-27 for 241 yards with two passing touchdowns.

Wide receiver John Metchie III and tight end Cameron Latu both hauled in touchdown catches. Metchie’s opened the game’s scoring from 16 yards out, part of the junior’s three receptions on the day, while Latu’s was for three yards. Jameson Williams led all receivers with 65 yards on his five receptions, while Slade Bolden was second in yards with 58 on four catches.

Defensive back DeMarcco Hellams (11) and linebacker Henry To’oTo’o (10) both tallied double-digit tackles to lead the Tide, while defensive back Jordan Battle paced Alabama with seven solo stops. Linebacker Will Anderson Jr. and defensive linemen Phidarian Mathis each tallied a sack against the Rebels while Mathis also added a forced fumble.

	1	2	3	4	Score
Ole Miss	0	0	7	14	21
Alabama	7	21	7	7	42

SCORING SUMMARY

1st	02:20	UA	John Metchie III 16 yard pass from Bryce Young (Will Reichard kick), 13-94 6:31	OM 0 - UA 7
2nd	12:14	UA	Brian Robinson Jr. 1 yard run (Will Reichard kick), 10-47 3:28	OM 0 - UA 14
	02:55	UA	Cameron Latu 3 yard pass from Bryce Young (Will Reichard kick), 6-27 3:04	OM 0 - UA 21
	00:57	UA	Brian Robinson Jr. 1 yard run (Will Reichard kick), 4-14 1:42	OM 0 - UA 28
3rd	12:32	UA	Brian Robinson Jr. 1 yard run (Will Reichard kick), 6-77 2:22	OM 0 - UA 35
	08:25	OM	Matt Corral 10 yard run (Caden Costa kick), 10-75 4:07	OM 7 - UA 35
4th	10:47	UA	Brian Robinson Jr. 2 yard run (Will Reichard kick), 9-86 4:49	OM 7 - UA 42
	08:43	OM	Snoop Conner 1 yard run (Caden Costa kick), 7-70 2:00	OM 14 - UA 42
	02:23	OM	Chase Rogers 2 yard pass from Matt Corral (Caden Costa kick), 9-50 1:54	OM 21 - UA 42

	OM	UA
FIRST DOWNS	18	27
RUSHES-YARDS (NET)	34-78	50-210
PASSING YDS (NET)	213	241
Passes Comp-Att-Int	21-29-0	20-26-1
TOTAL OFFENSE PLAYS-YARDS	63-291	76-451
Fumble Returns-Yards	0-0-0	0-0-0
Punt Returns-Yards	0-0-0	1-2-0
Kickoff Returns-Yards	2-37-0	3-40-0
Interception Returns-Yards	1-1-0	0-0-0
Punts (Number-Avg)	2-51.5	1-37.0
Fumbles-Lost	0-0	1-0
Penalties-Yards	7-55	5-52
Possession Time	22:01	37:59
Third-Down Conversions	5 of 14	6 of 13
Fourth-Down Conversions	2 of 5	3 of 4
Red-Zone Scores-Chances	3-4	6-7
Sacks By: Number-Yards	3-11	2-13

**RUSHING:** OM - Henry Parrish Jr. 11-47; Jerriion Ealy 9-16; Snoop Conner 4-12; Matt Corral 10-3. UA - Brian Robinson Jr. 37-171; Jase McClellan 6-28; Roydell Williams 3-15; Bryce Young 5-minus 4.

**PASSING:** OM - Matt Corral 21-29-0-213. UA - Bryce Young 20-26-1-241.

**RECEIVING:** OM - Dontario Drummond 4-43; Jadon Jackson 4-30; Chase Rogers 3-53; Henry Parrish Jr. 3-23; Braylon Sanders 2-32; Snoop Conner 2-17; Jerriion Ealy 2-1; Dannis Jackson 1-14. UA - Jameson Williams 5-65; Slade Bolden 4-58; Jahleel Billingsley 4-47; John Metchie III 3-35; Traeshon Holden 1-21; Jase McClellan 1-11; Cameron Latu 1-3; JoJo Earle 1-1.

**INTERCEPTIONS:** OM - Keidron Smith 1-1.

**FUMBLES:** OM - Matt Corral 1-1.



1/1	ALABAMA (5-1, 2-1 SEC)	38
	TEXAS A&M (4-2, 1-2 SEC)	41

SATURDAY, OCTOBER 9 • KYLE FIELD • BRYAN-COLLEGE STATION, TEXAS  
ATTENDANCE: 106,815 • TV: CBS

**BRYAN-COLLEGE STATION, Texas** – After falling behind early, the No. 1/1 Alabama football team lost at Texas A&M Saturday night on a last-second field goal, 41-38, inside Kyle Field. The loss snapped the Crimson Tide’s 19-game winning streak overall and 100-game winning streak against unranked opponents.

Quarterback Bryce Young completed 28-of-48 passes for 369 yards and three touchdowns against the Aggies’ stout defense. Running back Brian Robinson Jr. eclipsed the 100-yard mark for the second straight game, tallying 147 rushing yards on 24 carries while adding four receptions for 60 yards by night’s end.

Wide receiver Jameson Williams and tailback Roydell Williams each hauled in touchdown catches. Jameson Williams led all receivers with 146 yards on 10 receptions and two scores, while John Metchie III followed with 88 yards on seven catches.

Defensive back Brian Branch led the Tide defense with a career-high 11 total tackles, including career-best and team-high two tackles for loss (-9 yards). Defensive back DeMarcco Hellams tallied seven tackles and added an interception to his totals.

Ja’Corey Brooks blocked a punt in the third quarter that was recovered by King Mwikuta for a touchdown to highlight the special teams efforts. Additionally, placekicker Will Reichard added three field goals from 38, 26 and 22 yards out, respectively. He also tacked on three extra points during the matchup.

	1	2	3	4	Score
Alabama	7	3	14	14	38
Texas A&M	17	7	7	10	41

SCORING SUMMARY

1st	11:35	A&M	Seth Small 38 yard field goal, 7-54 3:25	UA 0 - A&M 3
	06:42	UA	Roydell Williams 20 yard pass from Bryce Young (Will Reichard kick), 10-65 4:53	UA 7 - A&M 3
	05:26	A&M	Jalen Wydermyer 27 yard pass from Zach Calzada (Seth Small kick), 3-75 1:16	UA 7 - A&M 10
	00:33	A&M	Ainias Smith 6 yard pass from Zach Calzada (Seth Small kick), 7-41 3:44	UA 7 - A&M 17
2nd	05:44	UA	Will Reichard 38 yard field goal, 5-20 1:25	UA 10 - A&M 17
	02:09	A&M	Isaiah Spiller 15 yard rush (Seth Small kick), 7-75 3:35	UA 10 - A&M 24
3rd	08:18	UA	King Mwikuta 0 yard blocked punt return (Will Reichard kick), 1-47	UA 17 - A&M 24
	08:00	A&M	Devon Achane 96 yard kickoff return (Seth Small kick), 0-00	UA 17 - A&M 31
	05:30	UA	Jameson Williams 29 yard pass from Bryce Young (Will Reichard kick), 6-75 2:34	UA 24 - A&M 31
4th	14:04	UA	Will Reichard 26 yard field goal, 9-48 4:55	UA 27 - A&M 31
	08:44	UA	Will Reichard 22 yard field goal, 13-64 4:22	UA 30 - A&M 31
	05:00	UA	Jameson Williams 7 yard pass from Bryce Young (Jameson Williams pass from Bryce Young), 9-82 2:52	UA 38 - A&M 31
	03:00	A&M	Ainias Smith 25 yard pass from Zach Calzada (Seth Small kick), 6-65 2:00	UA 38 - A&M 38
	00:00	A&M	Seth Small 28 yard field goal, 8-54 2:08	UA 38 - A&M 41

	UA	A&M
FIRST DOWNS	25	24
RUSHES-YARDS (NET)	34-153	27-94
PASSING YDS (NET)	369	285
Passes Comp-Att-Int	28-48-1	21-31-1
TOTAL OFFENSE PLAYS-YARDS	82-522	58-379
Fumble Returns-Yards	0-0-0	1-4-0
Punt Returns-Yards	3-36-1	1-4-0
Kickoff Returns-Yards	0-0-0	1-96-1
Interception Returns-Yards	1-0-0	1-3-0
Punts (Number-Avg)	4-35.0	5-35.4
Fumbles-Lost	1-1	0-0
Penalties-Yards	8-82	6-50
Possession Time	33:38	26:13
Third-Down Conversions	9 of 18	4 of 10
Fourth-Down Conversions	0 of 0	0 of 0
Red-Zone Scores-Chances	5-6	3-3
Sacks By: Number-Yards	0-0	4-26

**RUSHING:** UA - Brian Robinson Jr. 24-147; Jameson Williams 1-4; Roydell Williams 2-3; Bryce Young 7-minus 1. A&M - Isaiah Spiller 17-46; Devon Achane 7-34; Zach Calzada 2-12; Ainias Smith 1-2.

**PASSING:** UA - Bryce Young 28-48-1-369. A&M - Zach Calzada 21-31-1-285.

**RECEIVING:** UA - Jameson Williams 10-146; John Metchie III 7-88; Brian Robinson Jr. 4-60; Roydell Williams 2-28; Slade Bolden 2-16; JoJo Earle 1-19; Cameron Latu 1-10; Traeshon Holden 1-2. A&M Ainias Smith 6-85; Isaiah Spiller 4-43; Jalen Wydermyer 3-73; Devon Achane 3-45; Demond Demas 2-20; Jalen Preston 2-12; Chase Lane 1-7.

**INTERCEPTIONS:** UA - DeMarcco Hellams 1-0. A&M - Demani Richardson 1-3.

**FUMBLES:** UA - Brian Robinson Jr. 1-1.

## 2021 RECAPS AND BOX SCORES



5/5	ALABAMA (6-1, 3-1 SEC)	49
	MISSISSIPPI STATE (3-3, 1-2 SEC)	9

**SATURDAY, OCTOBER 16 • DAVIS WADE STADIUM • STARKVILLE, MISS.**  
**ATTENDANCE: 53,796 • TV: ESPN**

**STARKVILLE, Miss.** — The No. 5/5 University of Alabama football team held Mississippi State to less than 10 points Saturday night, defeating the Bulldogs 49-9 at Davis Wade Stadium in Starkville, Miss. It marked the 95th time the Crimson Tide has held an opponent under 10 points during Nick Saban's tenure as head coach.

Quarterback Bryce Young completed 20-of-28 passes for 348 yards and four touchdowns to four different targets against the Bulldogs. The sophomore was also 6-of-6 for 159 yards on third down, with three of those plays resulting in a touchdown.

Running back Brian Robinson Jr. rushed 19 times for 73 yards and two touchdowns to go with five catches for 68 yards and one score through the air. Wide receiver John Metchie III reeled in 117 yards and a touchdown off seven catches, eclipsing the 100-yard barrier for the first time this season. Jameson Williams had two catches for 77 yards, including a 75-yard catch and run for a touchdown, while Traeshon Holden added three catches for 70 yards and a score of his own.

Linebacker Will Anderson Jr., had a career night in Starkville, recording four sacks and four tackles for loss as part of his six total stops. Henry To'oTo'o led the Tide with a season-high 13 total tackles, including a game-high seven solo stops, while adding 1.5 tackles for loss. Jordan Battle had a career-high and team best two interceptions on the night, including a 40-yard pick-six in the first quarter, to go with his seven tackles. Battle's picks paired with Josh Jobe's first quarter interception to give the Tide defense a season-high three interceptions on the night.

	1	2	3	4	Score
Alabama	14	7	14	14	49
Mississippi State	3	3	3	0	9

## SCORING SUMMARY

1st	10:34	UA	John Metchie III 46 yard pass from Bryce Young (Will Reichard kick), 6:55 2:22	UA 7 - MSU 0
	06:52	MSU	Brandon Ruiz 44 yard field goal, 12:49 3:42	UA 7 - MSU 3
	03:54	UA	Jordan Battle 40 yard interception return (Will Reichard kick)	UA 14 - MSU 3
2nd	03:15	UA	Brian Robinson Jr. 1 yard run (Will Reichard kick), 16:93 7:17	UA 21 - MSU 3
	00:59	MSU	Brandon Ruiz 37 yard field goal, 9:56 2:16	UA 21 - MSU 6
3rd	14:46	UA	Jameson Williams 75 yard pass from Bryce Young (Will Reichard kick), 1:75 0:14	UA 28 - MSU 6
	10:40	MSU	Brandon Ruiz 37 yard field goal, 12:56 4:06	UA 28 - MSU 9
	03:24	UA	Brian Robinson Jr. 51 yard pass from Bryce Young (Will Reichard kick), 7:86 2:26	UA 35 - MSU 9
4th	12:37	UA	Brian Robinson Jr. 3 yard run (Will Reichard kick), 10:44 4:00	UA 42 - MSU 9
	06:20	UA	Traeshon Holden 29 yard pass from Bryce Young (Will Reichard kick), 6:75 3:38	UA 49 - MSU 9

	UA	MSU
FIRST DOWNS	22	24
RUSHES-YARDS (NET)	41-195	19--1
PASSING YDS (NET)	348	300
Passes Comp-Att-Int	22-28-0	35-55-3
TOTAL OFFENSE PLAYS-YARDS	69-543	74-299
Fumble Returns-Yards	0-0-0	0-0-0
Punt Returns-Yards	1-2-0	0-0-0
Kickoff Returns-Yards	2-65-0	0-0-0
Interception Returns-Yards	3-75-1	0-0-0
Punts (Number-Avg)	3-37.3	5-40.6
Fumbles-Lost	1-0	0-0
Penalties-Yards	6-60	6-25
Possession Time	29:53	30:07
Third-Down Conversions	12 of 16	7 of 16
Fourth-Down Conversions	0 of 0	0 of 0
Red-Zone Scores-Chances	2-2	2-2
Sacks By: Number-Yards	7-53	2-16

**RUSHING:** UA - Roydell Williams 11-78; Brian Robinson Jr. 19-73; Trey Sanders 4-27; Bryce Young 6-18; TEAM 1-minus 1. MSU - Dillon Johnson 7-24; Jo'quavious Marks 3-16; Will Rogers III 9-minus 41.

**PASSING:** UA - Bryce Young 20-28-0-348. MSU - Will Rogers III 35-55-3-300.

**RECEIVING:** UA - John Metchie III 7-117; Brian Robinson Jr. 5-68; Traeshon Holden 3-70; Jameson Williams 2-77; Slade Bolden 2-9; Roydell Williams 1-7. MSU - Makai Polk 7-59; Jo'quavious Marks 7-38; Jaden Walley 6-64; Malik Heath 3-56; Jamire Calvin 3-9; Christian Ford 2-26; Austin Williams 2-17; Lideatrick Griffin 2-15; Dillon Johnson 2-9; Rufus Harvey 1-7.

**INTERCEPTIONS:** UA - Josh Jobe 1-6; Jordan Battle 2-69.

**FUMBLES:** UA - JoJo Earle 1-0.



4/4	TENNESSEE (4-4, 2-3 SEC)	24
	ALABAMA (7-1, 4-1 SEC)	52

**SATURDAY, OCTOBER 23 • BRYANT-DENNY STADIUM • TUSCALOOSA, ALA.**  
**ATTENDANCE: 100,077 • TV: ESPN**

**TUSCALOOSA, Ala.** — The No. 4/4 University of Alabama football team won its 18th straight Homecoming game and its 15th consecutive matchup with Tennessee by a score of 52-24 on Saturday evening at Bryant-Denny Stadium. The game remained tight through three quarters before the Crimson Tide outscored the Volunteers, 28-7, in the final stanza.

Quarterback Bryce Young completed 31-of-44 passes for a career-high 371 yards to go with two touchdowns through the air. The sophomore added 42 yards and two scores across his 10 rushes on the night.

Wide receivers John Metchie III and Jameson Williams both tallied 100-plus receiving yards, with Metchie III totaling 121 yards and two touchdowns off 11 catches, while Williams had six catches for 123 yards. Running back Brian Robinson Jr. rushed 26 times for 107 yards and three touchdowns on the night. The 100-plus yard performance was Robinson Jr.'s third this season.

Linebacker Will Anderson Jr. led the Tide defense with eight tackles, including five solo stops, and two sacks (-3 yards). Defensive back Jalyn Armour-Davis came away with a fourth-quarter interception, returning the pick 47 yards to the Tennessee 18 to set up an eventual Tide touchdown and seal the game in favor of UA for good.

	1	2	3	4	Score
Tennessee	14	0	3	7	24
Alabama	7	14	3	28	52

## SCORING SUMMARY

1st	08:05	UA	Brian Robinson Jr. 8 yard run (Will Reichard kick), 12:85 5:24	UT 0 - UA 7
	06:15	UT	Velus Jones Jr. 8 yard pass from Hendon Hooker (Chase McGrath kick), 8:75 1:50	UT 7 - UA 7
	00:26	UT	JaVonta Payton 57 yard pass from Hendon Hooker (Chase McGrath kick), 5:64 2:18	UT 14 - UA 7
2nd	09:27	UA	Bryce Young 5 yard run (Will Reichard kick), 7:44 3:33	UT 14 - UA 14
	02:34	UA	John Metchie III 6 yard pass from Bryce Young (Will Reichard kick), 12:79 5:18	UT 14 - UA 21
3rd	09:44	UT	Chase McGrath 32 yard field goal, 3:0 0:43	UT 17 - UA 21
	06:22	UA	Will Reichard 45 yard field goal, 10:47 3:22	UT 17 - UA 24
4th	14:51	UA	Bryce Young 0 yard fumble recovery (Will Reichard kick), 11:80 4:07	UT 17 - UA 31
	14:30	UT	Cedric Tillman 70 yard pass from Hendon Hooker (Chase McGrath kick), 2:75 0:21	UT 24 - UA 31
	12:42	UA	Brian Robinson Jr. 15 yard run (Will Reichard kick), 4:75 1:41	UT 24 - UA 38
	08:51	UA	Brian Robinson Jr. 1 yard run (Will Reichard kick), 4:18 2:11	UT 24 - UA 45
	05:01	UA	John Metchie III 19 yard pass from Bryce Young (Will Reichard kick), 5:30 2:52	UT 24 - UA 52

	UT	UA
FIRST DOWNS	10	32
RUSHES-YARDS (NET)	27-65	49-203
PASSING YDS (NET)	282	371
Passes Comp-Att-Int	19-28-1	31-43-0
TOTAL OFFENSE PLAYS-YARDS	55-347	92-574
Fumble Returns-Yards	0-0-0	0-0-0
Punt Returns-Yards	2-18-0	0-0-0
Kickoff Returns-Yards	0-0-0	1-10-0
Interception Returns-Yards	0-0-0	1-47-0
Punts (Number-Avg)	7-44.3	3-28.3
Fumbles-Lost	0-0	2-1
Penalties-Yards	12-98	4-30
Possession Time	19:34	40:26
Third-Down Conversions	2 of 13	15 of 20
Fourth-Down Conversions	0 of 1	0 of 0
Red-Zone Scores-Chances	2-2	7-7
Sacks By: Number-Yards	2-14	3-10

**RUSHING:** UT - Tiyon Evans 7-30; Hendon Hooker 13-27; Jabari Small 7-8. UA - Brian Robinson Jr. 26-107; Bryce Young 10-42; Roydell Williams 8-29; Trey Sanders 3-19; John Metchie III 1-8; TEAM 1-minus 2.

**PASSING:** UT - Hendon Hooker 19-28-1-282. UA - Bryce Young 31-43-0-371.

**RECEIVING:** UT - Cedric Tillman 7-152; Jabari Small 4-39; Velus Jones Jr. 3-18; Jalin Hyatt 3-14; JaVonta Payton 2-59. UA - John Metchie III 11-121; Jameson Williams 6-123; Brian Robinson Jr. 4-16; Cameron Latu 3-55; Slade Bolden 3-16; Traeshon Holden 2-34; Jahleel Billingsley 1-8; Roydell Williams 1-minus 2.

**INTERCEPTIONS:** UA - Jalyn Armour-Davis 1-47.

**FUMBLES:** UA - Jameson Williams 1-1; Bryce Young 1-0.



## 2021 RECAPS AND BOX SCORES



LSU (4-5, 2-4 SEC) 14  
2/3/3 ALABAMA (8-1, 5-1 SEC) 20

**SATURDAY, NOVEMBER 6 • BRYANT-DENNY STADIUM • TUSCALOOSA, ALA.**  
**ATTENDANCE: 100,077 • TV: ESPN**

**TUSCALOOSA, Ala.** — The No. 2/3/3 University of Alabama football team outlasted the LSU Tigers, 20-14, at Bryant-Denny Stadium on Saturday night.

Quarterback Bryce Young completed 24-of-37 passes for 302 yards and two touchdowns. Wide receiver Jameson Williams totaled 160 yards off 10 receptions, including a 58-yard touchdown catch for what would be the game-clinching score. John Metchie III came away with 73 receiving yards and a touchdown on nine catches to finish right behind Williams. Running back Brian Robinson Jr. rushed 13 times for 18 yards and a touchdown on the night.

Linebacker Will Anderson Jr. led the Tide defense with a career-high 12 tackles on the night, including four tackles for loss (-13 yards) and 1.5 sacks (-8 yards), to go with two quarterback hurries and a pass breakup. Henry To'oTo'o tallied nine stops and forced a fumble, matching Jordan Battle and Phidarian Mathis for second on the team in tackles. Overall, Anderson Jr. (1.5), Christian Harris (.5) and Dallas Turner (2), along with Mathis (1), combined for five sacks (-29 yards) on the night to help the Tide come away with the win.

	1	2	3	4	Score
LSU	7	0	7	0	14
Alabama	0	14	6	0	20

## SCORING SUMMARY

1st	08:33	LSU	Brian Thomas Jr. 8 yard pass from Max Johnson (Cade York kick), 8-68 3:58	LSU 7 - UA 0
2nd	02:52	UA	Brian Robinson Jr. 2 yard run (Will Reichard kick), 12-77 6:06	LSU 7 - UA 7
	00:48	UA	John Metchie III 8 yard pass from Bryce Young (Will Reichard kick), 5-39 0:33	LSU 7 - UA 14
3rd	12:51	UA	Jameson Williams 58 yard pass from Bryce Young (Will Reichard kick no good), 2-58 0:13	LSU 7 - UA 20
	02:27	LSU	Jack Bech 8 yard pass from Max Johnson (Cade York kick), 14-89 5:55	LSU 14 - UA 20

	LSU	UA
FIRST DOWNS	16	16
RUSHES-YARDS (NET)	40-109	26-6
PASSING YDS (NET)	186	302
Passes Comp-Att-Int	17-33-1	24-37-0
TOTAL OFFENSE PLAYS-YARDS	73-295	63-308
Fumble Returns-Yards	0-0-0	0-0-0
Punt Returns-Yards	1-5-0	3-31-0
Kickoff Returns-Yards	2-18-0	1-22-0
Interception Returns-Yards	0-0-0	1-0-0
Punts (Number-Avg)	5-40.2	6-39.7
Fumbles-Lost	1-1	3-1
Penalties-Yards	6-30	9-64
Possession Time	31:16	28:44
Third-Down Conversions	5 of 18	4 of 13
Fourth-Down Conversions	5 of 7	0 of 1
Red-Zone Scores-Chances	2-3	2-2
Sacks By: Number-Yards	4-45	5-29

**RUSHING:** LSU - Tyrion Davis-Price 23-104; Armoni Goodwin 3-8; Corey Kiner 5-7; Brian Thomas Jr. 1-5; Max Johnson 8-minus 15. UA - Brian Robinson Jr. 13-18; Roydell Williams 2-9; Jameson Williams 1-1; Slade Bolden 1-0; Bryce Young 9-minus 22.

**PASSING:** LSU - Max Johnson 16-32-1-160; Avery Atkins 1-1-0-26. UA - Bryce Young 24-37-0-302.

**RECEIVING:** LSU - Jack Bech 5-33; Jaray Jenkins 4-54; Brian Thomas Jr. 3-28; Trey Palmer 2-36; Jack Mashburn 1-26; Jontre Kirklin 1-6; Armoni Goodwin 1-3. UA - Jameson Williams 10-160; John Metchie III 9-73; Slade Bolden 2-22; Roydell Williams 1-24; Cameron Latu 1-15; Brian Robinson Jr. 1-8.

**INTERCEPTIONS:** LSU - Jalyn Armour-Davis 1-0.

**FUMBLES:** LSU - Tyrion Davis-Price 1-1. UA - Jameson Williams 1-0; Bryce Young 2-1.



NEW MEXICO STATE (1-9) 3  
2/3/2 ALABAMA (9-1) 59

**SATURDAY, NOVEMBER 13 • BRYANT-DENNY STADIUM • TUSCALOOSA, ALA.**  
**ATTENDANCE: 97,011 • TV: SEC NETWORK**

**TUSCALOOSA, Ala.** — The No. 2/3/2 University of Alabama football team defeated New Mexico State Saturday, 59-3, holding an opponent to 10-points-or-less for the second time this season and the 40th time since 2015.

Quarterback Bryce Young completed 21-of-23 passes for 270 yards and five touchdowns in just over two quarters of work. He tied his own record from earlier this season for the second-most touchdown passes in a game with five against the Aggies, recording all five of those scores in the first half.

Wide receiver Jameson Williams hauled in three touchdowns and racked up 158 yards on a team-high tying six catches. Brian Robinson Jr. moved up the all-time career rushing yards list to No. 17 thanks to his 99 yards on nine carries, including two that went for scores. Robinson Jr. also added five catches for 36 yards in the receiving game. Trey Sanders followed Robinson Jr., tallying 66 yards and a touchdown on 12 rushes.

Will Anderson Jr. added two sacks on the day to push his total to 14.5 this season, part of Alabama's seven sacks on the day. Defensive back Jalyn Armour-Davis led the Tide defense with six solo stops and added a pass breakup.

	1	2	3	4	Score
New Mexico State	3	0	0	0	3
Alabama	14	35	0	10	59

## SCORING SUMMARY

1st	05:35	NMSU	Ethan Albertson 50 yard field goal, 10-49 4:35	NMSU 3 - UA 0
	04:51	UA	Jameson Williams 50 yard pass from Bryce Young (Will Reichard kick), 2-71 0:44	NMSU 3 - UA 7
	00:14	UA	Cameron Latu 12 yard pass from Bryce Young (Will Reichard kick), 7-86 2:18	NMSU 3 - UA 14
2nd	13:15	UA	Brian Robinson Jr. 1 yard run (Will Reichard kick), 3-24 0:41	NMSU 3 - UA 21
	11:25	UA	Jameson Williams 32 yard pass from Bryce Young (Will Reichard kick), 2-34 0:30	NMSU 3 - UA 28
	07:54	UA	Brian Robinson Jr. 63 yard run (Will Reichard kick), 4-76 1:15	NMSU 3 - UA 35
	05:28	UA	Jameson Williams 7 yard pass from Bryce Young (Will Reichard kick), 6-22 2:11	NMSU 3 - UA 42
	00:15	UA	Jahleel Billingsley 5 yard pass from Bryce Young (Will Reichard kick), 8-92 1:27	NMSU 3 - UA 49
4th	14:12	UA	Trey Sanders 5 yard run (Will Reichard kick), 11-80 4:05	NMSU 3 - UA 56
	05:24	UA	Jack Martin 29 yard field goal, 14-55 4:53	NMSU 3 - UA 59

	NMSU	UA
FIRST DOWNS	10	30
RUSHES-YARDS (NET)	27-9	41-247
PASSING YDS (NET)	129	340
Passes Comp-Att-Int	19-31-0	30-37-0
TOTAL OFFENSE PLAYS-YARDS	58-138	78-587
Fumble Returns-Yards	0-0-0	0-0-0
Punt Returns-Yards	1-2-0	4-59-0
Kickoff Returns-Yards	4-27-0	1-15-0
Interception Returns-Yards	0-0-0	1-0-0
Punts (Number-Avg)	10-38.5	2-38.0
Fumbles-Lost	2-1	1-1
Penalties-Yards	3-15	4-37
Possession Time	29:27	30:33
Third-Down Conversions	3 of 15	8 of 12
Fourth-Down Conversions	1 of 1	0 of 0
Red-Zone Scores-Chances	0-0	6-6
Sacks By: Number-Yards	2-16	7-35

**RUSHING:** NMSU - Jonah Johnson 14-5; Weston Eget 1-4; Justice Powers 2-2; O'Maury Samuel 1-0; Alex Escobar 1-0; Juwaun Price 8-minus 2. UA - Brian Robinson Jr. 9-99; Trey Sanders 12-66; Jalen Milroe 5-26; Christian Leary 3-22; Demouy Kennedy 7-16; Roydell Williams 1-11; Bryce Young 4-7.

**PASSING:** NMSU - Jonah Johnson 19-30-0-129; Weston Eget 0-1-0-0. UA - Bryce Young 21-23-0-270; Paul Tyson 6-8-0-43; Jalen Milroe 2-5-0-17. Braxton Barker 1-1-0-10.

**RECEIVING:** NMSU - Terrell Warner 4-29; Cole Harrity 3-30; Thomaz Whitford 3-19; PJ Johnson III 3-11; Alex Escobar 2-12; Juwaun Price 2-3; Andre Bodison 1-19; Jared Wyatt 1-6. UA - Jameson Williams 6-158; John Metchie III 6-48; Brian Robinson Jr. 5-36; Javon Baker 2-21; Thaiu Jones-Bell 2-16; Traeshon Holden 2-11; Slade Bolden 1-13; Cameron Latu 1-12; Agiye Hall 1-10; Ja'Corey Brooks 1-9; Robbie Ouzts 1-8; Jahleel Billingsley 1-5; Christian Leary 1-minus 7.

**INTERCEPTIONS:** None.

**FUMBLES:** NMSU - Terrell Warner 1-1; Juwaun Price 1-0. UA - Bryce Young 1-1.

## 2021 RECAPS AND BOX SCORES



21/21/22	ARKANSAS (7-4, 3-4 SEC)	35
2/2/2	ALABAMA (10-1, 6-1 SEC)	42

**SATURDAY, NOVEMBER 20 • BRYANT-DENNY STADIUM • TUSCALOOSA, ALA.**  
**ATTENDANCE: 98,323 • TV: CBS**

**TUSCALOOSA, Ala.** – The No. 2/2/2 University of Alabama football team racked up 671 yards of total offense to outlast the No. 21/21/22 Arkansas Razorbacks, 42-35, on Saturday in Bryant-Denny Stadium. Bryce Young accounted for 559 passing yards, setting the single-game school record while becoming the first player in Crimson Tide history to reach the 500-yard passing milestone.

Jameson Williams collected a career-high 190 receiving yards with John Metchie III right behind at 173 yards. On the ground, Brian Robinson Jr. led the way with 122 yards on 27 carries.

Defensively, Alabama had three players with 11 or more tackles including Henry To'oTo'o (13), Will Anderson Jr. (11) and DeMarco Hellams (11). The Tide recorded 10 tackles for loss with 3.5 coming from Anderson Jr. and 3.0 from To'oTo'o.

With the victory, the Crimson Tide secured the Southeastern Conference Western Division title and a spot in the 2021 SEC Championship Game against Eastern Division Champion Georgia on Saturday, Dec. 4 in Atlanta.

	1	2	3	4	Score
Arkansas	0	14	7	14	35
Alabama	3	21	10	8	42

## SCORING SUMMARY

1st	07:41	UA	Will Reichard 48 yard field goal, 4-2 0:46	ARK 0 - UA 3
2nd	14:54	UA	John Metchie III 20 yard pass from Bryce Young (Will Reichard kick), 9-98 3:36	ARK 0 - UA 10
	06:06	ARK	Treyton Burks 15 yard pass from K.J. Jefferson (Cam Little kick), 13-96 5:05	ARK 7 - UA 10
	05:21	UA	Jameson Williams 79 yard pass from Bryce Young (Will Reichard kick), 2-75 0:45	ARK 7 - UA 17
	03:40	ARK	Dominique Johnson 1 yard run (Cam Little kick), 7-75 1:41	ARK 14 - UA 17
	01:44	UA	Jameson Williams 32 yard pass from Bryce Young (Will Reichard kick), 6-75 1:56	ARK 14 - UA 24
3rd	11:31	UA	Christian Leary 11 yard pass from Bryce Young (Will Reichard kick), 9-75 3:29	ARK 14 - UA 31
	10:09	ARK	Treyton Burks 66 yard pass from K.J. Jefferson (Cam Little kick), 3-75 1:22	ARK 21 - UA 31
	01:09	UA	Will Reichard 30 yard field goal, 9-63 3:06	ARK 28 - UA 34
4th	11:24	ARK	Blake Kern 32 yard pass from Reid Bauer (Cam Little kick), 10-75 4:45	ARK 28 - UA 34
	05:39	UA	Jameson Williams 40 yard pass from Bryce Young (Bryce Young rush), 4-55 1:51	ARK 28 - UA 42
	01:02	ARK	Raheim Sanders 17 yard pass from K.J. Jefferson (Cam Little kick), 12-75 4:37	ARK 35 - UA 42

	ARK	UA
FIRST DOWNS	21	29
RUSHES-YARDS (NET)	42-110	36-112
PASSING YDS (NET)	358	559
Passes Comp-Att-Int	23-31-0	31-40-0
TOTAL OFFENSE PLAYS-YARDS	73-468	76-671
Fumble Returns-Yards	0-0-0	0-0-0
Punt Returns-Yards	0-0-0	2-2-0
Kickoff Returns-Yards	0-0-0	0-0-0
Interception Returns-Yards	0-0-0	0-0-0
Punts (Number-Avg)	6-44.5	1-32.0
Fumbles-Lost	2-1	2-1
Penalties-Yards	6-25	5-45
Possession Time	29:30	30:30
Third-Down Conversions	7 of 16	6 of 11
Fourth-Down Conversions	3 of 3	0 of 1
Red-Zone Scores-Chances	3-3	3-4
Sacks By: Number-Yards	4-33	3-23

**RUSHING:** ARK - Trelon Smith 9-42; Dominique Johnson 9-23; K.J. Jefferson 13-22; Raheim Sanders 6-18; AJ Green 2-8; TEAM 1-1; Treyton Burks 2-minus 4. UA - Brian Robinson Jr. 27-122; Trey Sanders 1-3; TEAM 2-minus 2; Bryce Young 6-minus 11.

**PASSING:** ARK - K.J. Jefferson 22-30-0-326; Reid Bauer 1-1-0-32. UA - Bryce Young 31-40-0-559.

**RECEIVING:** ARK - Treyton Burks 8-179; Trey Knox 4-47; Blake Kern 3-47; Warren Thompson 2-51; Raheim Sanders 2-16; AJ Green 2-10; Trelon Smith 1-8; Tyson Morris 1-0. UA - John Metchie III 10-173; Jameson Williams 8-190; Cameron Latu 3-58; Slade Bolden 3-49; Brian Robinson Jr. 3-18; Trey Sanders 1-36; Ja'Corey Brooks 1-12; Jahleel Billingsley 1-12; Christian Leary 1-11.

**INTERCEPTIONS:** None.

**FUMBLES:** ARK - TEAM 1-1; Treyton Burks 1-0. UA - Slade Bolden 1-0; Cameron Latu 1-1.



3/3/2	ALABAMA (11-1, 7-1 SEC)	24
	AUBURN (6-6, 3-5 SEC)	22

**SATURDAY, NOVEMBER 27 • JORDAN-HARE STADIUM • AUBURN, ALA.**  
**ATTENDANCE: 87,451 • TV: CBS**

**AUBURN, Ala.** – Trailing until the last 24 seconds of the game, the No. 3/3/2 University of Alabama football team used four overtime periods to beat Auburn, 24-22, Saturday night in Jordan-Hare Stadium. It marked the first overtime contest in the 85-game history of the Iron Bowl.

John Metchie III came away with 150 receiving yards on a career-high 13 catches, including the game-winning two-point conversion in the fourth overtime. Brian Robinson Jr. rushed for 71 yards on 16 carries to lead all rushers before exiting the game with a leg injury. Bryce Young threw for 317 yards on 25-of-51 passing including two touchdowns and an interception.

Henry To'oTo'o led the Crimson Tide defense with nine tackles including six solo stops while Will Anderson Jr. recorded seven total stops in the game, including three tackles for loss (-15 yards) and a sack (-11 yards). Phidarian Mathis and Dallas Turner led Alabama with 1.5 sacks apiece.

	1	2	3	4	OT1	OT2	OT3	OT4	Score
Alabama	0	0	0	10	7	3	2	2	24
Auburn	0	7	3	0	7	3	2	0	22

## SCORING SUMMARY

2nd	06:50	AU	Kobe Hudson 15 yard pass from TJ Finley (Ben Patton kick), 4-39 2:12	UA 0 - AU 7
3rd	11:43	AU	Ben Patton 33 yard field goal, 4-5 1:30	UA 0 - AU 10
4th	08:44	UA	Will Reichard 30 yard field goal, 7-46 3:06	UA 3 - AU 10
	00:24	UA	Ja'Corey Brooks 28 yard pass from Bryce Young (Will Reichard kick), 12-97 1:11	UA 10 - AU 10
OT	15:00	UA	Slade Bolden 6 yard pass from Bryce Young (Will Reichard kick), 5-25 0:00	UA 17 - AU 10
	15:00	AU	Landen King 5 yard pass from TJ Finley (Ben Patton kick), 6-25 0:00	UA 17 - AU 17
OT	15:00	AU	Ben Patton 49 yard field goal, 4-7 0:00	UA 17 - AU 20
	15:00	UA	Will Reichard 38 yard field goal, 4-5 0:00	UA 20 - AU 20
OT	15:00	UA	John Metchie III pass from Bryce Young for two-point conversion	UA 22 - AU 20
	15:00	AU	John Samuel Shenker pass from TJ Finley for two-point conversion	UA 22 - AU 22
OT	15:00	UA	John Metchie III pass from Bryce Young for two-point conversion	UA 24 - AU 22

	UA	AU
FIRST DOWNS	18	12
RUSHES-YARDS (NET)	37-71	40-22
PASSING YDS (NET)	317	137
Passes Comp-Att-Int	25-52-1	17-26-1
TOTAL OFFENSE PLAYS-YARDS	89-388	66-159
Fumble Returns-Yards	0-0-0	0-0-0
Punt Returns-Yards	1-6-0	2-20-0
Kickoff Returns-Yards	1-13-0	1-23-0
Interception Returns-Yards	1-0-0	1-0-0
Punts (Number-Avg)	7-37.6	10-42.7
Fumbles-Lost	2-0	0-0
Penalties-Yards	11-129	7-52
Possession Time	29:24	30:36
Third-Down Conversions	8 of 22	5 of 17
Fourth-Down Conversions	1 of 4	0 of 0
Red-Zone Scores-Chances	3-4	3-4
Sacks By: Number-Yards	6-46	7-37

**RUSHING:** UA - Brian Robinson Jr. 16-71; Trey Sanders 10-23; Bryce Young 11-minus 23. AU - Tank Bigsby 29-63; Jarquez Hunter 3-2; TEAM 1-minus 1; TJ Finley 7-minus 42.

**PASSING:** UA - Bryce Young 25-51-1-317; Paul Tyson 0-1-0-0. AU - TJ Finley 17-26-1-137.

**RECEIVING:** UA - John Metchie III 13-150; Brian Robinson Jr. 3-29; Ja'Corey Brooks 2-49; Jameson Williams 2-43; Trey Sanders 2-12; Cameron Latu 1-14; Jahleel Billingsley 1-14; Slade Bolden 1-6. AU - Ja'Varrius Johnson 4-7; Demet Robertson 3-39; Kobe Hudson 3-33; Shedrick Jackson 2-19; Jarquez Hunter 2-9; John Samuel Shenker 1-22; Landen King 1-5; Tank Bigsby 1-3.

**INTERCEPTIONS:** UA - Josh Jobe 1-0. AU - Bydarr Knighten 1-0.

**FUMBLES:** UA - TEAM 2-0.

## 2021 RECAPS AND BOX SCORES



1/1/1	GEORGIA (12-1)	24
3/4/2	ALABAMA (12-1)	41

**SATURDAY, DECEMBER 4 • MERCEDES-BENZ STADIUM • ATLANTA, GA.**  
**ATTENDANCE: 78,030 • TV: CBS**

**ATLANTA** – In the 30th Southeastern Conference Championship Game, the No. 3/4/2 Alabama football team beat No. 1/1/1 Georgia, 41-24, inside Mercedes Benz Stadium Saturday. With the win, the Crimson Tide has now won 29 SEC Championships, including one in each of the last two seasons.

After falling behind 10-0 to start the game, Alabama exploded in the second quarter, piling on 24 points before adding 17 more in the second half to account for the final 17-point win.

Quarterback Bryce Young was named the game's Most Valuable Player after setting an SEC Championship Game record with 421 passing yards on a night when he completed 26-of-44 passes for three touchdowns. He added 40 rushing yards on three attempts including a touchdown. Young's 461 yards of total offense (421 pass, 40 rush) also finished as a championship game record.

Wide receiver Jameson Williams recorded 184 receiving yards on seven catches, including two touchdowns, while John Metchie III added 97 yards and a touchdown on his six catches. Brian Robinson Jr. tallied 55 rushing yards on 16 carries.

Defensive back Jordan Battle returned an interception 42 yards for a pick-six, the Tide's final touchdown of the day. Defensive back DeMarcco Hellams led the Alabama defense with nine total tackles and added an interception of his own. Hellams, Henry To'oTo'o and Josh Jobe all tallied six solo stops against Georgia to lead the Tide. Will Anderson Jr. totaled six tackles including two tackles for loss and a sack.

	1	2	3	4	Score
Georgia	3	14	0	7	24
Alabama	0	24	7	10	41

## SCORING SUMMARY

1st	06:01	UGA	Jack Podlesny 38 yard field goal, 11-52 6:28	UGA 3 - UA 0
2nd	14:56	UGA	Darnell Washington 5 yard pass from Stetson Bennett (Jack Podlesny kick), 8-97 3:36	UGA 10 - UA 0
	14:12	UA	Jameson Williams 67 yard pass from Bryce Young (Will Reichard kick), 3-75 0:44	UGA 10 - UA 7
	09:46	UA	John Metchie III 13 yard pass from Bryce Young (Will Reichard kick), 6-80 2:57	UGA 10 - UA 14
	03:28	UA	Will Reichard 33 yard field goal, 12-79 5:13	UGA 10 - UA 17
	02:06	UGA	Ladd McConkey 32 yard pass from Stetson Bennett (Jack Podlesny kick), 3-75 1:22	UGA 17 - UA 17
	00:26	UA	Bryce Young 11 yard run (Will Reichard kick), 9-75 1:40	UGA 17 - UA 24
3rd	13:10	UA	Jameson Williams 55 yard pass from Bryce Young (Will Reichard kick), 5-75 1:50	UGA 17 - UA 31
4th	11:59	UA	Jordan Battle 42 yard interception return (Will Reichard kick)	UGA 17 - UA 38
	09:42	UGA	Brock Bowers 18 yard pass from Stetson Bennett (Jack Podlesny kick), 7-75 2:17	UGA 24 - UA 38
	01:59	UA	Will Reichard 41 yard field goal, 12-62 5:09	UGA 24 - UA 41

	UGA	UA
FIRST DOWNS	30	25
RUSHES-YARDS (NET)	30-109	26-115
PASSING YDS (NET)	340	421
Passes Comp-Att-Int	29-48-2	26-44-0
TOTAL OFFENSE PLAYS-YARDS	78-449	70-536
Fumble Returns-Yards	0-0-0	0-0-0
Punt Returns-Yards	2-6-0	0-0-0
Kickoff Returns-Yards	2-45-0	0-0-0
Interception Returns-Yards	0-0-0	2-45-1
Punts (Number-Avg)	4-52.5	5-43.8
Fumbles-Lost	0-0	1-0
Penalties-Yards	6-45	7-85
Possession Time	34:13	25:47
Third-Down Conversions	3 of 12	7 of 14
Fourth-Down Conversions	2 of 4	0 of 0
Red-Zone Scores-Chances	3-5	3-3
Sacks By: Number-Yards	0-0	3-17

**RUSHING:** UGA - James Cook 11-38; Kenny McIntosh 4-32; Zamir White 7-27; Stetson Bennett 7-11; Brock Bowers 1-1. UA - Brian Robinson Jr. 16-55; Bryce Young 3-40; Trey Sanders 6-21; TEAM 1-minus 1.

**PASSING:** UGA - Stetson Bennett 29-48-2-340. UA - Bryce Young 26-44-0-421.

**RECEIVING:** UGA - Brock Bowers 10-139; James Cook 4-28; Jermaine Burton 3-36; George Pickens 2-41; Ladd McConkey 2-35; Zamir White 2-17; Kenny McIntosh 2-5; John FitzPatrick 1-22; Adonai Mitchell 1-8; Darnell Washington 1-5; Kearis Jackson 1-4. UA - Jameson Williams 7-184; John Metchie III 6-97; Slade Bolden 5-54; Jahleel Billingsley 2-27; Traeshon Holden 2-21; Brian Robinson Jr. 2-16; Cameron Latu 1-13; Ja'Corey Brooks 1-9.

**INTERCEPTIONS:** UA - DeMarcco Hellams 1-3; Jordan Battle 1-42.

**FUMBLES:** UA - Bryce Young 1-0.



/// 4

CHRISTOPHER  
ALLEN

Baton Rouge, La.  
Southern Lab School

LB / R-Sr. / 6-4 / 252 / 3L

**SENIOR (2021):** Veteran edge defender who suffered a foot injury in the season opener against Miami ... tabbed to the Butkus Award Watch List to start the 2021 campaign. **Miami:** Recorded three tackles, including one sack (-7 yards) while also forcing a fumble against the Hurricanes ... exited the game early due to injury.

#### ALLEN'S CAREER STATISTICS

Year	Tackles						Fumbles					
	G-S	TT	UT	AT	TFL	QBH	Sacks	FF	FR	PBU	INT	
2017	7-0	6	4	2	1-2	2	0-0	1	0-0	0	0-0	
2018	DID NOT PLAY DUE TO INJURY											
2019	13-0	11	6	5	4.5-9	2	0.5-3	0	0-0	0	0-0	
2020	13-4	41	25	16	13-48	5	6-33	2	1-0	0	0-0	
2021	1-1	3	2	1	1-7	0	1-7	1	0-0	0	0-0	
<b>TOTAL</b>	<b>34-5</b>	<b>61</b>	<b>37</b>	<b>24</b>	<b>19.5-66</b>	<b>9</b>	<b>7.5-43</b>	<b>4</b>	<b>1-0</b>	<b>0</b>	<b>0-0</b>	

#### ALLEN'S CAREER BESTS

Tackles	7 at Ole Miss, 2020
Tackles for Loss	2 (twice); last vs. Auburn, 2020
Yards Lost	11 at Ole Miss, 2020
Sacks	1 (seven times); last vs. Miami, 2021
Yards Lost	10 at Ole Miss, 2020
Quarterback Hurries	2 vs. Auburn, 2020
Forced Fumbles	1 (four times); last vs. Miami, 2021
Fumble Recoveries	1 at LSU, 2020



/// 31

WILL  
ANDERSON JR.

Hampton, Ga.  
Dutchtown

LB / So. / 6-4 / 235 / 1L

- **Nagurski Trophy (Winner)**
  - **First Team All-American (AFCA)**
  - **First Team All-American (Associated Press)**
  - **First Team All-American (FWAA)**
  - **First Team All-American (The Sporting News)**
  - **First Team All-American (Walter Camp)**
  - **First Team All-American (CBS Sports)**
  - **First Team All-American (ESPN.com)**
  - **First Team All-American (Pro Football Focus)**
  - **First Team All-American (USA Today)**
  - **SEC Defensive Player of the Year (Associated Press)**
  - **SEC Defensive Player of the Year (Coaches)**
  - **First Team All-SEC (Associated Press)**
  - **First Team All-SEC (Coaches)**
  - **Bednarik Award (Finalist)**
  - **Lombardi Award (Semifinalist)**
  - **Walter Camp Player of the Year (Semifinalist)**
  - **SEC Defensive Player of the Week (Florida)**
  - **Bednarik Award Player of the Week (Ole Miss)**
  - **SEC Defensive Player of the Week (Ole Miss)**
  - **Bednarik Award Player of the Week (Mississippi State)**
  - **Bronko Nagurski Player of the Week (Mississippi State)**
  - **SEC Defensive Player of the Week (Mississippi State)**
  - **Bednarik Award Player of the Week (LSU)**
  - **SEC Defensive Player of the Week (LSU)**
  - **SEC Defensive Player of the Week (Auburn)**
  - **Defensive Player of the Week - UA Coaching Staff**
- Miami, Florida, Southern Miss, Ole Miss, Mississippi State, Tennessee, LSU, New Mexico State, Arkansas, Auburn, Georgia

**SOPHOMORE (2021):** Dominant edge defender who was selected as the Bronko Nagurski Trophy winner, presented annually to the nation's top defensive player ... unanimous first team All-American (AFCA, Associated Press, FWAA, The Sporting News, Walter Camp) ... also earned first-team honors from CBS Sports, ESPN.com, Pro Football Focus and USA Today ... named the SEC Defensive Player of the Year by both the AP and the conference coaches ... also earned All-SEC First Team honors from both groups ... selected as one of the Crimson Tide's permanent team captains for the 2021 ... the national leader in tackles for loss with 32.5 (-136 yards), a total that is good for second in the Alabama single-season ranks ... also contributed 15.5 sacks (-96 yards) to pace all Division I defenders entering Bowl season and rank third in UA single-season history ... accumulated 92 total tackles, good for second on UA, while adding a team-high nine quarterback hurries to go with two pass breakups ... was a finalist for the Bednarik Award ... semifinalist for the Lombardi and Walter Camp Player of the Year awards ... selected as a midseason All-American by the AP, TSN and CBS Sports ... tabbed to the Bednarik, Butkus, Lombardi, Nagurski and Walter Camp Player of the Year watch lists entering 2021 ... selected as a preseason All-American by multiple outlets, earning first-team honors from the AP, TSN and Walter Camp ... also named a third-teamer by PFF ... earned SEC Defensive Player of the Week honors for his efforts against Florida, Ole Miss, Mississippi State, LSU and Auburn ... selected as the Bednarik Award

Player of the Week for his play against the Rebels, Bulldogs and Tigers ... named the Bronko Nagurski Player of the Week for his efforts in Starkville ... earned defensive player of the week recognition from the UA coaching staff for his play against Miami, Florida, Southern Miss, Ole Miss, Mississippi State, Tennessee, LSU, New Mexico State, Arkansas, Auburn and Georgia. **Miami:** Led the Tide defense with nine stops, including one sack (-4 yards). **Mercer:** Exited the game early with a lower leg injury ... recorded three tackles with one for loss (-1 yard) in his limited minutes. **Florida:** Finished with seven total tackles while also adding a quarterback hurry ... his tackles total included a team-high and career-best 3.5 for loss (-8 yards). **Southern Miss:** Posted a team-high three tackles for loss (-15 yards) as part of his five stops ... added one sack (-10 yards) while also recording a quarterback hurry. **Ole Miss:** Picked up multiple weekly honors thanks to his standout performance against the Rebels ... totaled a team-high 2.5 tackles for loss (-9 yards) to go with one sack (-6 yards) as part of his nine total stops ... also added a pair of quarterback hurries. **Texas A&M:** Recorded six tackles against the Aggies. **Mississippi State:** Earned multiple national weekly honors for his dominant play in Starkville ... finished with four sacks (-35 yards) as part of his six total tackles ... became just the third player in Alabama history to record four-plus sacks in a game, joining Derrick Thomas and Leroy Cook ... also broke up one pass while being credited with six quarterback hurries by the Crimson Tide coaching staff. **Tennessee:** Led the Alabama defense in tackles with eight, including two more sacks (-3 yards). **LSU:** Finished with a game-high and career-best 12 tackles, including eight solo stops ... posted four tackles for loss (-13 yards) and 1.5 sacks (-8 yards) as part of his 12 stops ... also contributed two quarterback hurries and a pass breakup. **New Mexico State:** Made three tackles - all of which went for a loss (-8 yards) ... also contributed two sacks (-6 yards) to help the Tide defense accumulate a season-high tying seven (-35 yards) by day's end. **Arkansas:** Recorded 11 tackles to tie for second on the UA defense ... notched a team-high 3.5 tackles for loss (-17 yards) to go with one sack (-7 yards) against the Hogs. **Auburn:** Finished with seven stops in the Iron Bowl ... contributed a team-high three tackles for loss (-15 yards) as part of the Tide's season-high 15 in the game ... also added one sack (-11 yards) to his stat line. **Georgia:** Dominated up front against the Bulldogs' highly regarded offensive line unit ... totaled six tackles in the game, including two for loss (-8 yards) and one sack (-6 yards) ... also added one quarterback hurry.

#### ANDERSON JR.'S CAREER STATISTICS

Year	Tackles						Fumbles					
	G-S	TT	UT	AT	TFL	QBH	Sacks	FF	FR	PBU	INT	
2020	13-13	52	33	19	10.5-52	8	7-39	1	0-0	0	0-0	
2021	13-13	92	53	39	32.5-136	9	15.5-96	0	0-0	2	0-0	
<b>TOTAL</b>	<b>26-26</b>	<b>144</b>	<b>86</b>	<b>58</b>	<b>43-188</b>	<b>17</b>	<b>22.5-135</b>	<b>1</b>	<b>0-0</b>	<b>2</b>	<b>0-0</b>	

#### ANDERSON JR.'S CAREER BESTS

Tackles	12 vs. LSU, 2021
Tackles for Loss	4 (twice); last vs. LSU, 2021
Yards Lost	35 at Mississippi State, 2021
Sacks	4 at Mississippi State, 2021
Yards Lost	35 at Mississippi State, 2021
Quarterback Hurries	2 (six times); last vs. Arkansas, 2021
Pass Breakups	1 (twice); last vs. LSU, 2021
Forced Fumbles	1 vs. Florida, 2020
Blocked Field Goal	1 vs. Notre Dame, 2020





## /// 5 JALYN ARMOUR-DAVIS

Mobile, Ala.  
St. Paul's

DB / R-Jr. / 6-1 / 192 / 2L

- **Second Team All-SEC (Coaches)**
- **Defensive Player of the Week - UA Coaching Staff**  
Miami, Mississippi State, Tennessee,  
New Mexico State


**JUNIOR (2021):** Versatile defensive back who earned the starting job at corner during the fall ... earned All-SEC Second Team honors from the conference coaches ... tied for the UA team lead with three interceptions, a total that is tied for fourth in the SEC entering Bowl season ... combined for 51 return yards on his three picks ... recorded 30 tackles, including one for loss (-1 yard), to go with four pass breakups and a quarterback hurry across 10 starts ... selected as a defensive player of the week by the UA coaches for his play against Miami, Mississippi State, Tennessee and New Mexico State. **Miami:** Excelled in his first career start ... broke up a pass and notched two tackles from his corner spot. **Florida:** Returned to the field after missing the Mercer contest ... recorded his first career interception with a return of four yards ... added one tackle and pass breakup. **Southern Miss:** Totaled three tackles against the Golden Eagles. **Ole Miss:** Registered three tackles while also breaking up one pass in the Tide's SEC home opener. **Texas A&M:** Made two stops in College Station. **Mississippi State:** Recorded five tackles against the Bulldogs ... also tallied one quarterback pressure on the night. **Tennessee:** Picked off his second pass of the season, returning the interception 47 yards ... also contributed two tackles in the Homecoming matchup. **LSU:** Recorded his third interception of the season and second in as many games ... added two tackles to his stat line by night's end. **New Mexico State:** Led the Tide defense in tackles with six stops while adding one pass breakup. **Arkansas:** Made four tackles against the Razorbacks.

### ARMOUR-DAVIS' CAREER STATISTICS

Year	Tackles					Fumbles				
	G-S	TT	UT	AT	TFL	QBH	Sacks	FF	FR	PBU INT
2019	8-0	2	0	2	0-0	0	0-0	0	0-0	2 0-0
2020	10-0	2	0	2	0-0	0	0-0	0	0-0	0 0-0
2021	10-10	30	21	9	1-1	1	0-0	0	0-0	4 3-51
<b>TOTAL</b>	<b>28-10</b>	<b>34</b>	<b>21</b>	<b>13</b>	<b>1-1</b>	<b>1</b>	<b>0-0</b>	<b>0</b>	<b>0-0</b>	<b>6 3-51</b>

### ARMOUR-DAVIS' CAREER BESTS

Tackles	6 vs. New Mexico State, 2021
Tackles for Loss	1 vs. Southern Miss, 2021
Yards Lost	1 vs. Southern Miss, 2021
Quarterback Hurries	1 at Mississippi State, 2021
Interceptions	1 (three times); last vs. LSU, 2021
Return Yards	47 vs. Tennessee, 2021
Pass Breakups	1 (six times); last vs. New Mexico State, 2021



## /// 5 JAVON BAKER

Atlanta, Ga.  
McEachern

WR / So. / 6-2 / 195 / 1L


**SOPHOMORE (2021):** Talented wideout who built up a role in the absence of Jaylen Waddle a season ago ... recorded seven catches for 101 yards and a touchdown in 10 games of action this season. **Miami:** Totaled 21 yards on three catches against the Hurricanes. **Mercer:** Saw time against the Bears. **Florida:** Worked on special teams in Gainesville. **Southern Miss:** Finished with two catches for 59 yards ... caught his first career touchdown from 24 yards out for the Tide's final score of the night. **Tennessee:** Saw time on Homecoming but did not record any stats. **LSU:** Worked on special teams against the Bayou Bengals. **New Mexico State:** Caught two passes for 21 yards on the day. **Arkansas:** Earned minutes on special teams. **Auburn:** Saw time in the Iron Bowl. **Georgia:** Worked on special teams and at wideout.

### BAKER'S CAREER STATISTICS

Year	Rushing					Receiving				
	G-S	Att.	Yds.	Avg.	TD	LP	Rec.	Yds.	Avg.	TD
2020	9-0	0	0	0.0	0	--	2	15	7.5	0
2021	10-0	0	0	0.0	0	--	7	101	14.4	1
<b>TOTAL</b>	<b>19-0</b>	<b>0</b>	<b>0</b>	<b>0.0</b>	<b>0</b>	<b>--</b>	<b>9</b>	<b>116</b>	<b>12.9</b>	<b>1</b>

### BAKER'S CAREER BESTS

Receptions	3 vs. Miami, 2021
Receiving Yards	59 vs. Southern Miss, 2021
Long Reception	35 vs. Southern Miss, 2021
Touchdowns	1 vs. Southern Miss, 2021



## /// 7 BRAXTON BARKER

Birmingham, Ala.  
Spain Park

QB / R-Jr. / 6-1 / 202 / 5Q

**JUNIOR (2021):** Local product who serves as one of the Tide's backup quarterbacks ... son of former Alabama quarterback Jay Barker. **New Mexico State:** Earned his first career playing time, finishing 1-for-1 for a 10-yard gain.

### BAKER'S CAREER STATISTICS

Year	Passing					Rushing				
	G-S	Com-Att	Int	Pct.	Yds	TD	LP	No.	Yds	Avg.
2021	1-0	1-1-0	100.0	10	0	10	0	0	0.0	0

### BAKER'S CAREER BESTS

Completions	1 vs. New Mexico State, 2021
Attempts	1 vs. New Mexico State, 2021
Passing Yards	10 vs. New Mexico State, 2021
Long Pass	10 vs. New Mexico State, 2021



## /// 9 JORDAN BATTLE

Fort Lauderdale, Fla.  
St. Thomas Aquinas

DB / Jr. / 6-1 / 210 / 2L

- **First Team All-American (Pro Football Focus)**
- **Second Team All-American (AFCA)**
- **Second Team All-American (CBS Sports)**
- **Third Team All-American (Associated Press)**
- **First Team All-SEC (Associated Press)**
- **First Team All-SEC (Coaches)**
- **Defensive Player of the Week - UA Coaching Staff**  
Ole Miss, Mississippi State, LSU, New Mexico State,  
Auburn, Georgia
- **Special Teams Player of the Week - UA Coaching Staff**  
Florida, LSU

**JUNIOR (2021):** The Tide's starting strong safety who returns a wealth of knowledge ... selected as a first team All-American by Pro Football Focus ... earned second team All-America honors from the AFCA while also being recognized as a second-teamer by CBS Sports ... a third team All-American by the Associated Press ... earned All-SEC First Team honors from both the AP and the conference coaches ... tied for the UA team lead and fourth in the SEC in interceptions with three entering Bowl season ... accumulated 111 return yards on his three picks, taking two of the interceptions back for a touchdown ... added 75 tackles to rank third on the UA defense ... also contributed one tackle for loss (-1 yard) to go with three pass breakups ... tabbed to the Thorpe Award Watch List in 2021 ... also selected as a preseason third team All-American by PFF ... named one of the special teams players of the week by the UA coaches for his efforts at Florida and against LSU ... picked up defensive player of the week accolades from the coaches for his play against Ole Miss, Mississippi State, LSU, New Mexico State, Auburn and Georgia. **Miami:** Recorded five tackles in Atlanta. **Mercer:** Totaled three tackles in the Tide's home opener. **Florida:** Finished with four tackles in The Swamp ... made a key stop on the opening kickoff to down the returner at the Gators' 17. **Southern Miss:** Led the Tide defense with seven tackles on the night. **Ole Miss:** Posted nine total tackles and came up big on multiple occasions throughout the night ... set the tone early, stopping the Rebels on fourth down of their opening drive. **Texas A&M:** Recorded five tackles to go with a pass breakup in College Station. **Mississippi State:** Picked off two passes in the game, including one that he returned 40 yards for a pick-six ... the interception for a score was the second of his career and the Tide's first this season ... finished with seven total tackles and added one pass breakup to go with the picks. **Tennessee:** Contributed two tackles against the Volunteers. **LSU:** Selected as both a defensive and special teams player of the week by the Alabama coaches for his standout play against the Tigers ... tied for second on the UA defense with nine total tackles ... one of his stops came on a fake punt to keep LSU from scoring on the trick play. **New Mexico State:** Totaled five tackles to rank second on the defense ... directed a Tide secondary that limited the Aggies

to only 129 yards passing on the day. **Arkansas:** Accumulated six tackles against the Hogs. **Auburn:** Finished with six tackles, including one for loss (-1 yard) ... his tackle for loss set up an AU three-and-out late in the fourth quarter ... the huge defensive stop led to the game-tying touchdown for the Tide to force overtime. **Georgia:** Recorded his second pick-six of the season, taking the interception back from 42 yards away to effectively seal the win for the Tide ... also contributed six tackles and a quarterback hurry in the conference championship.

#### BATTLE'S CAREER STATISTICS

Year	G-S	Tackles				Fumbles			
		TT	UT	AT	TFL	FF	FR	PBU	INT
2019	13-4	30	18	12	2-6	0	1-4	0	1-4
2020	13-12	66	39	27	3-7	0	0-0	0	0-0
2021	13-13	75	42	33	1-1	1	0-0	0	0-0
<b>TOTAL</b>	<b>39-29</b>	<b>171</b>	<b>99</b>	<b>72</b>	<b>6-14</b>	<b>1</b>	<b>1-4</b>	<b>0</b>	<b>1-4</b>

#### BATTLE'S CAREER BESTS

Tackles	11 at Ole Miss, 2020
Tackles for Loss	1 (four times); last at Auburn, 2021
Yards Lost	4 at South Carolina, 2019
Sacks	1 at South Carolina, 2019
Yards Lost	4 at South Carolina, 2019
Quarterback Hurries	1 vs. Georgia, 2021
Interceptions	2 at Mississippi State, 2021
Return Yards	69 at Mississippi State, 2021
Touchdowns (INT return)	1 (three times); last vs. Georgia, 2021
Pass Breakups	1 (nine times); last vs. Arkansas, 2021
Fumble Recoveries	1 vs. Southern Miss, 2019
Fumble Return Yards	4 vs. Southern Miss, 2019



**19**  
**JAHLEEL**  
**BILLINGSLEY**

Chicago, Ill.  
Phillips Academy

TE / Jr. / 6-4 / 230 / 2L

**JUNIOR (2021):** Athletic tight end who is dynamic with the ball in his hands ... came on late in his sophomore campaign and has built on that experience this season ... totaled 16 catches for 244 yards and three scores in his 13 games of action ... also added one kickoff return for 17 yards ... selected to the Mackey Award Watch List, presented annually to the nation's top tight end. **Miami:** Entered off the bench against the Hurricanes, seeing time on offense and special teams ... returned one kickoff for a 17-yard gain. **Mercer:** Saw time against the Bears. **Florida:** Recorded his first catch and touchdown of the season, finding the end zone from 26 yards out. **Southern Miss:** Eclipsed the 100-yard mark for the first time in his career with a team-high 105 receiving yards on five catches ... added his second touchdown in as many games, this one from 16 yards out. **Ole Miss:** Caught four passes on the night, three of which went for a first down ... totaled 47 yards with a long reception of 19. **Texas A&M:** Was targeted but did not have a catch in College Station. **Mississippi State:** Saw time against the Bulldogs but did not record any stats. **Tennessee:** Recorded one catch for eight yards on Homecoming. **LSU:** Worked on offense for the night. **New Mexico State:** Recorded his third touchdown of the season, finding the end zone from five yards out against the Aggies. **Arkansas:** Caught one ball

for a gain of 12 yards. **Auburn:** Recorded a 14-yard reception on fourth down to keep the Tide's game-tying drive alive ... UA would score three plays later to send the game to overtime. **Georgia:** Totaled 27 yards on a pair of receptions against the Bulldogs.

#### BILLINGSLEY'S CAREER STATISTICS

Year	G-S	Rushing					Receiving				
		Att.	Yds.	Avg.	TD	LP	Rec.	Yds.	Avg.	TD	LP
2019	9-0	0	0	0.0	0	--	2	16	8.0	0	19
2020	12-4	1	-3	-3.0	0	--	18	287	15.9	3	34
2021	13-1	0	0	0.0	0	--	16	244	15.2	3	33
<b>TOTAL</b>	<b>34-5</b>	<b>1</b>	<b>-3</b>	<b>-3.0</b>	<b>0</b>	<b>--</b>	<b>36</b>	<b>547</b>	<b>15.2</b>	<b>6</b>	<b>34</b>

#### KICKOFF RETURNS

Year	G	No.	Yards	Avg.	TD	LP
2020	3	5	89	17.8	0	27
2021	1	1	17	17.0	0	17
<b>TOTAL</b>	<b>4</b>	<b>6</b>	<b>106</b>	<b>17.7</b>	<b>0</b>	<b>27</b>

#### BILLINGSLEY'S CAREER BESTS

Receptions	5 vs. Southern Miss, 2021
Receiving Yards	105 vs. Southern Miss, 2021
Long Reception	34 vs. Kentucky, 2020
Touchdowns	1 (six times); last vs. New Mexico State, 2021
Rushes	1 vs. Florida, 2020
Kickoff Returns	3 vs. Florida, 2020
Kickoff Return Yards	66 vs. Florida, 2020
Long Kickoff Return	27 vs. Florida, 2020



**40**  
**KENDRICK**  
**BLACKSHIRE**

Duncanville, Texas  
Duncanville

LB / Fr. / 6-2 / 232 / HS


**FRESHMAN (2021):** Talented linebacker prospect from Texas ... carved out a role on special teams in his rookie season, working in eight total games ... recorded three tackles on kickoff coverage. **Miami:** Saw his first collegiate action against the Hurricanes, working on special teams ... recorded one tackle on kickoff coverage. **Mercer:** Worked on special teams against the Bears. **Florida:** Saw time in Gainesville. **Southern Miss:** Made a big stop on the Tide's first kickoff of the game to set the tone early. **Ole Miss:** Recorded one tackle on kickoff coverage in the Tide's SEC home opener. **Mississippi State:** Saw time on special teams against the Bulldogs. **Tennessee:** Contributed on special teams in the Homecoming matchup. **Georgia:** Returned to the field, contributing on special teams.

#### BLACKSHIRE'S CAREER STATISTICS

Year	G-S	Tackles				Fumbles			
		TT	UT	AT	TFL	FF	FR	PBU	INT
2021	8-0	3	2	1	0-0	0	0-0	0	0-0

#### BLACKSHIRE'S CAREER BESTS

Tackles	1 (three times); last vs. Ole Miss, 2021
---------	--



**18**  
**SLADE**  
**BOLDEN**

West Monroe, La.  
West Monroe

WR / R-Jr. / 5-11 / 191 / 2L

• **Special Teams Player of the Week - UA Coaching Staff**  
Southern Miss, Mississippi State, LSU,  
New Mexico State

**JUNIOR (2021):** One of the Tide's most reliable wideouts ... can contribute at wideout, on special teams and at quarterback in the Wildcat formation ... recorded 32 receptions for 333 yards and two touchdowns ... also rushed once from the quarterback spot ... added 11 punt returns for 102 yards to go with five kickoff returns for a total of 67 yards ... selected as one of the Alabama coaching staff's special teams players of the week for his efforts against Southern Miss, Mississippi State, LSU and New Mexico State. **Miami:** Totaled three receptions for 25 yards in his start at wideout ... added three punt returns for a combined 20 yards. **Mercer:** Contributed on special teams and at wideout ... returned one kickoff for 24 yards and added three punt returns for 29 combined yards ... also caught one pass for an 18-yard gain and a Tide first down. **Florida:** Caught three passes for 19 yards against the Gators. **Southern Miss:** Recorded two catches for 27 yards on the night ... also provided key blocks on special teams to help the Tide roll up 177 yards on kickoff returns. **Ole Miss:** Converted three first downs on his four receptions for a combined 58 yards. **Texas A&M:** Caught two passes for 16 yards against the Aggies. **Mississippi State:** Played through injury to help contribute on both special teams and offense ... caught two passes for nine yards. **Tennessee:** Finished with 16 yards on three receptions against the Volunteers ... also returned one kickoff for a 10-yard gain. **LSU:** Contributed on punt coverage and punt returns ... added two receptions for 22 yards in the passing game ... also rushed one time out of the Wildcat and recorded one tackle. **New Mexico State:** Made an impact in the return game, returning a pair of punts and one kickoff ... combined for 37 yards on his two punts with a long of 24 while adding 15 yards on his kick return ... added one catch for 13 yards as a wideout. **Arkansas:** Caught three passes for a combined 49 yards ... also returned one punt for no gain. **Auburn:** Got the Tide on the board first in overtime, catching a six-yard pass for a touchdown ... also returned one punt for a gain of six yards. **Georgia:** Stepped up in the absence of John Metchie III ... converted three first downs across his season-high five catches for 54 yards.

## BOLDEN'S CAREER STATISTICS

Year	Rushing						Receiving					
	G-S	Att.	Yds.	Avg.	TD	LP	Rec.	Yds.	Avg.	TD	LP	
2018	1-0	0	0	0.0	0	--	0	0	0.0	0	--	
2019	13-0	4	10	2.5	0	5	2	34	17.0	0	20	
2020	13-3	1	1	1.0	0	1	24	270	11.2	1	30	
2021	13-8	1	0	0.0	0	0	32	333	10.4	2	29	
<b>TOTAL</b>	<b>40-11</b>	<b>6</b>	<b>11</b>	<b>1.8</b>	<b>0</b>	<b>5</b>	<b>58</b>	<b>637</b>	<b>11.0</b>	<b>3</b>	<b>30</b>	

Year	Passing				Rushing			
	G-S	Com-Att	Int	Pct.	Yds.	TD	LP	No. Yds. Avg. TD LP
2019	1-0	1	1-0	100.0	6	1	6	2 7 3.5 0 5

## PUNT RETURNS

Year	G	No.	Yards	Avg.	TD	LP
2019	2	0	0	0.0	0	--
2020	6	7	49	7.0	0	16
2021	10	11	102	9.3	0	25
<b>TOTAL</b>	<b>18</b>	<b>18</b>	<b>151</b>	<b>8.4</b>	<b>0</b>	<b>25</b>


## KICKOFF RETURNS

Year	G	No.	Yards	Avg.	TD	LP
2020	3	0	0	0.0	0	--
2021	13	5	67	13.4	0	24
<b>TOTAL</b>	<b>16</b>	<b>5</b>	<b>67</b>	<b>13.4</b>	<b>0</b>	<b>24</b>

Year	Tackles						Fumbles					
	G-S	TT	UT	AT	TFL	QBH	Sacks	FF	FR	PBU	INT	
2019	13-0	6	4	2	0-0	0	0-0	1	0-0	0	0-0	

## BOLDEN'S CAREER BESTS

Receptions	6 at Tennessee, 2020
Receiving Yards	94 at Tennessee, 2020
Long Reception	30 at Tennessee, 2020
Touchdowns (Receiving)	1 (three times); last at Auburn, 2021
Rushes	1 (six times); last vs. LSU, 2021
Rushing Yards	5 vs. Ole Miss, 2019
Long Rush	5 vs. Ole Miss, 2019
Completions	1 vs. Tennessee, 2019
Attempts	1 vs. Tennessee, 2019
Passing Yards	6 vs. Tennessee, 2019
Long Pass	6 vs. Tennessee, 2019
Touchdowns (Passing)	1 vs. Tennessee, 2019
Kickoff Returns	2 vs. Ole Miss, 2021
Kickoff Return Yards	24 vs. Mercer, 2021
Long Kickoff Return	24 vs. Mercer, 2021
Punt Returns	4 vs. Mississippi State, 2020
Punt Return Yards	49 vs. New Mexico State, 2021
Long Punt Return	25 vs. Mercer, 2021
Tackles	2 at Auburn, 2019
Forced Fumbles	1 at Auburn, 2019



**51**  
**TANNER**  
**BOWLES**

Glasgow, Ky.  
Glasgow

OL / R-So. / 6-5 / 293 / 1L

**SOPHOMORE (2021):** Talented young offensive lineman for the Crimson Tide who can play a variety of positions ... earned playing time in one game this season, playing 19 snaps in a win over New Mexico State.



**14**  
**BRIAN**  
**BRANCH**

Tyrone, Ga.  
Sandy Creek

DB / So. / 6-0 / 190 / 1L


**SOPHOMORE (2021):** Versatile defensive back who can play multiple positions in the Tide secondary ... totaled 44 tackles, including 4.5 for loss (-16 yards) and half a sack (-3 yards) ... added a team-high seven pass breakups and a quarterback hurry to his totals. **Miami:** Made the start at safety in the opener ... broke up one pass and added five tackles, including one for loss (-2 yards). **Mercer:** Recorded one tackle against the Bears. **Florida:** Finished with two tackles, a quarterback hurry and one pass breakup in his start at The Swamp. **Southern Miss:** Totaled three tackles on the night. **Ole Miss:** Saw time against the Rebels but did not record any stats. **Texas A&M:** Led the Alabama defense with 11 tackles, including a team-high two for loss (-9 yards). **Mississippi State:** Recorded half a sack (-3 yards) as part of his five total tackles on the night. **Tennessee:** Rotated in the Tide secondary but did not record any stats. **LSU:** Broke up a pair of passes while adding one tackle against the Tigers. **New Mexico State:** Tied for the team lead in tackles with six stops while also breaking up one pass on the day. **Arkansas:** Totaled three tackles against the Hogs. **Auburn:** Got the start in the Iron Bowl, finishing with four tackles, including one for loss (-2 yards). **Georgia:** Broke up two passes while adding three tackles against the Bulldogs.

## BRANCH'S CAREER STATISTICS

Year	Tackles						Fumbles					
	G-S	TT	UT	AT	TFL	QBH	Sacks	FF	FR	PBU	INT	
2020	12-3	27	19	8	0.5-0	1	0-0	0	0-0	7	2-30	
2021	13-5	44	26	18	4.5-16	1	0.5-3	0	0-0	7	0-0	
<b>TOTAL</b>	<b>25-8</b>	<b>71</b>	<b>45</b>	<b>26</b>	<b>5-16</b>	<b>2</b>	<b>0.5-3</b>	<b>0</b>	<b>0-0</b>	<b>14</b>	<b>2-30</b>	

## BRANCH'S CAREER BESTS

Tackles	11 at Texas A&M, 2021
Tackles for Loss	2 at Texas A&M, 2021
Yards Lost	9 at Texas A&M, 2021
Sacks	0.5 at Mississippi State, 2021
Yards Lost	3 at Mississippi State, 2021
Quarterback Hurries	1 (twice); last at Florida, 2021
Interceptions	1 (twice); last at Arkansas, 2020
Return Yards	30 vs. Auburn, 2020
Pass Breakups	3 vs. Ohio State, 2020



**41**  
**CHRIS**  
**BRASWELL**

Baltimore, Md.  
St. Frances Academy

LB / So. / 6-3 / 220 / 5Q

**SOPHOMORE (2021):** Redshirted in his first season ... plays a role on special teams and in UA's pass-rush game in year two ... accumulated 13 total tackles, including one for loss (-1 yard), to go with two quarterback hurries ... also blocked a punt that was returned for a touchdown against Mercer. **Miami:** Earned his first career playing time, recording two tackles. **Mercer:** Came up big on special teams, blocking a punt that was returned 33 yards for a Tide touchdown ... also contributed three tackles and a quarterback hurry against the Bears. **Florida:** Recorded a pair of tackles in Gainesville. **Southern Miss:** Finished with three tackles on the night. **Ole Miss:** Saw time on defense and special teams against the Rebels. **Texas A&M:** Earned minutes in College Station. **Mississippi State:** Worked on defense and special teams on the night. **Tennessee:** Saw time against the Volunteers. **LSU:** Helped to provide pressure off the edge for the Tide ... posted one tackle by night's end. **New Mexico State:** Recorded a tackle for loss (-1 yard) as part of his two stops against the Aggies. **Arkansas:** Saw time on defense but did not record any stats. **Georgia:** Came in to pressure the quarterback, providing one hurry off the edge.

## BRASWELL'S CAREER STATISTICS

Year	Tackles						Fumbles					
	G-S	TT	UT	AT	TFL	QBH	Sacks	FF	FR	PBU	INT	
2021	12-0	13	7	6	1-1	2	0-0	0	0-0	0	0-0	

## BRASWELL'S CAREER BESTS

Tackles	3 (twice); last vs. Southern Miss, 2021
Tackles for Loss	1 vs. New Mexico State, 2021
Yards Lost	1 vs. New Mexico State, 2021
Quarterback Hurries	1 (twice); last vs. Georgia, 2021
Blocked Punt	1 vs. Mercer, 2021



**7**  
**JA'COREY**  
**BROOKS**

Miami, Fla.  
IMG Academy

WR / Fr. / 6-2 / 190 / HS

• **Special Teams Player of the Week - UA Coaching Staff**  
Texas A&M, Mississippi State

**FRESHMAN (2021):** One of the top wideouts in the most recent recruiting cycle ... carved out a role in the Tide's wide receiver rotation while also seeing time on special teams ... worked in all 13 games, recording five catches for 79 yards and a touchdown ... also added a blocked punt in his rookie campaign



... named one of the special teams players of the week by the UA coaches for his play at Texas A&M and Mississippi State. **Miami:** Saw his first career playing time. **Mercer:** Worked on special teams and at wideout. **Florida:** Earned minutes against the Gators. **Southern Miss:** Saw time on offense and special teams. **Ole Miss:** Worked in the Tide's SEC home opener. **Texas A&M:** Blocked an Aggie punt early in the third quarter that was returned for an Alabama touchdown ... the score pulled the Tide to within seven coming out of the halftime break. **Mississippi State:** Continued to make an impact on special teams, nearly blocking a punt ... also filled in as a return man on kickoff next to Jameson Williams while seeing time at wideout late in the game. **Tennessee:** Saw time against the Vols but did not record any stats. **LSU:** Earned minutes on special teams and offense. **New Mexico State:** Recorded his first career catch for a gain of nine yards. **Arkansas:** Caught one pass for a gain of 12 yards against the Hogs. **Auburn:** Registered his most extensive playing time to date in the absence of Jameson Williams ... totaled 49 yards and a score on his two receptions ... caught the game-tying touchdown with just seconds remaining to send the game to overtime. **Georgia:** Finished with nine yards and a Tide first down on his lone reception of the day.

#### BROOKS' CAREER STATISTICS

Year	Rushing					Receiving				
	G-S	Att.	Yds.	Avg.	TD	LP	Rec.	Yds.	Avg.	TD
2021	13-0	0	0	0.0	0	--	5	79	15.8	1

#### BROOKS' CAREER BESTS

Receptions	2 at Auburn, 2021
Receiving Yards	49 at Auburn, 2021
Long Reception	28 at Auburn, 2021
Touchdowns	1 at Auburn, 2021
Blocked Punt	1 at Texas A&M, 2021



**75**  
**TOMMY BROWN**

Santa Ana, Calif.  
Mater Dei

OL / R-Jr. / 6-7 / 320 / 2L

**JUNIOR (2021):** Played in nine games for the Crimson Tide with one start at right guard ... has played 75 snaps this season. **Miami:** Played five snaps in Atlanta against the Hurricanes. **Mercer:** Earned three snaps in the home opener. **Southern Miss:** Totaled 12 snaps against the Golden Eagles. **Ole Miss:** Earned two snaps at guard. **Mississippi State:** Played the final series of the 49-9 win in Starkville, earning four snaps. **Tennessee:** Saw action on four snaps against the Volunteers off the bench. **LSU:** Played one snap at right guard against the Tigers for Emil Ekiyor Jr. **New Mexico State:** Made his first career start, getting the nod at left guard ... played 44 snaps with one knockdown block ... allowed one sack ... opened holes for 247 rushing yards ... did not allow a sack, hurry or quarterback hit as the Tide racked up 340 passing yards. **Arkansas:** Entered on special teams against the Hogs.



**86**  
**JAMES BURNIP**

Mt. Macedon, Victoria AU  
Victoria Uni., Melbourne

P / R-Fr. / 6-6 / 216 / TR

- Special Teams Player of the Week - UA Coaching Staff Georgia

**REDSHIRT FRESHMAN (2021):** Australian punter who joined the Crimson Tide this summer ... won the starting spot during fall camp ... punted 42 times for 1,642 yards with a long of 50 ... forced 17 fair catches while dropping 13 punts inside the 20 ... selected as one of the special teams players of the week by the Alabama coaching staff for his play against Georgia. **Miami:** Got the start at punter in the season opener ... totaled two punts for 62 yards with a long of 36. **Mercer:** Punted three times for 130 combined yards to average 43.3 yards per boot. **Florida:** Saw his most extensive work to date ... totaled 170 yards on four boots with a long of 48 ... averaged 42.5 yards per punt and forced two fair catches. **Southern Miss:** Forced one fair catch on his two punts totaling 78 yards. **Ole Miss:** Called on to punt once, totaling 37 yards on the kick. **Texas A&M:** Punted four times for 140 yards with a long of 43 ... dropped two of his boots inside the 20 while forcing one fair catch. **Mississippi State:** Dropped two punts inside the 20 and forced one fair catch across his three boots in Starkville ... totaled 112 yards on the three punts with a long kick of 45 yards. **Tennessee:** Punted twice for a combined 85 yards while forcing one fair catch. **LSU:** Called on to punt six times for 238 yards with a long of 47 ... forced three fair catches while dropping three punts inside the 20. **New Mexico State:** Punted twice for 76 total yards ... dropped one boot inside the Aggies' 20. **Arkansas:** Totaled 32 yards on his lone punt of the day. **Auburn:** Called on to punt seven times ... accumulated 263 yards on his kicks with a long of 46. **Georgia:** Put together his best game as a member of the Crimson Tide ... accumulated 219 yards on five punts for a 43.8 yards per punt average ... boomed a 50-yarder for his longest punt of the season while dropping one kick inside the 20.

#### BURNIP'S CAREER STATISTICS (AT ALABAMA)

Year	PUNTS					In					Ret. Net				
	G-S	No.	Yds.	Avg.	Lng	20	50+	Blk	Yds	Yds	Avg.	Yds	Yds	Avg.	
2021	13-13	42	1,642	39.1	50	13	1	0	67	1,575	37.5				

#### BURNIP'S CAREER BESTS (AT ALABAMA)

Punts	7 at Auburn, 2021
Punt Yards	263 at Auburn, 2021
Long Punt	50 vs. Georgia, 2021
Average	43.8 (five punts) vs. Georgia, 2021



**98**  
**JAMIL BURROUGHS**

Powder Springs, Ga.  
McEachern

DL / So. / 6-3 / 326 / 1L


**SOPHOMORE (2021):** Adds depth to the Tide's deep defensive line rotation ... totaled two tackles, including a sack (-9 yards) in three games of action. **Miami:** Earned minutes off the bench in Atlanta. **Mercer:** Saw time against the Bears. **Southern Miss:** Finished with two tackles on the night, including his first career sack (-9 yards).

#### BURROUGHS' CAREER STATISTICS

Year	Tackles					Fumbles				
	G-S	TT	UT	AT	TFL	QBH	Sacks	FF	FR	PBU INT
2020	6-0	5	4	1	0-0	0	0-0	0	0-0	0 0-0
2021	3-0	2	2	0	1-9	0	1-9	0	0-0	0 0-0
TOTAL	9-0	7	6	1	1-9	0	1-9	0	0-0	0 0-0

#### BURROUGHS' CAREER BESTS

Tackles	2 (three times); last vs. Southern Miss, 2021
Tackles for Loss	1 vs. Southern Miss, 2021
Yards Lost	9 vs. Southern Miss, 2021
Sacks	1 vs. Southern Miss, 2021
Yards Lost	9 vs. Southern Miss, 2021



**70**  
**JAVION COHEN**

Phenix City, Ala.  
Central

OL / So. / 6-4 / 325 / 1L

- Offensive Player of the Week - UA Coaching Staff Ole Miss, Georgia

**SOPHOMORE (2021):** An athletic and physical lineman who has found his role at left guard for the Crimson Tide ... earned starts in 12 games this year, missing only one contest due to injury ... helps an Alabama offensive front that is opening holes and providing time for the nation's No. 4 scoring offense (42.5 ppg) and pass efficiency offense (173.9), the No. 2 unit in third-down conversion percentage (53.6), the No. 7 passing offense (347.9 ypg) and the No. 11 red zone offense (.918) ... has allowed just one sack while surrendering seven quarterback hits and 10.5 pressures ... accounted for 20 knockdown blocks ... played 904 snaps over 12 games ... earned offensive player of the week honors from the Alabama coaching staff following his play against Ole Miss while the entire offensive line earned garnered the honor after the SEC Championship Game against Georgia. **Miami:** Made his first career start at Alabama, opening the game at left guard ... helped the Tide account for 501 yards of total offense, including 354 yards through the air ... did not allow a sack or a pressure



and added one knockdown block. **Mercer:** Opened holes for the Tide to rush for 158 yards and pass for 266 ... did not allow a sack and recorded two knockdown blocks ... surrendered one pressure ... provided time for quarterback Bryce Young to complete 19-of-27 passes with three going for touchdowns. **Florida:** Played all 72 snaps at left guard ... did not allow a sack and provided time for Young to throw for 240 yards and three touchdowns. **Southern Miss:** Blocked for a season-high to date 606 yards of total offense ... opened holes for 211 rushing yards and 395 passing yards ... provided time for the Tide to complete 23-of-26 passes and record six touchdowns ... did not allow a sack or a pressure and had one knockdown block. **Ole Miss:** Part of an offensive line that was awarded offensive player of the week accolades as a group against the Rebels ... started and played 79 snaps at left guard ... did not allow a sack, pressure or quarterback hit ... helped the Tide roll up 210 rushing yards as Brian Robinson Jr. accumulated 171 yards and four touchdowns on 36 carries ... blocked for 451 yards of total offense as the Tide possessed the ball for 38 minutes in the game. **Texas A&M:** Helped the Crimson Tide churn out 522 yards of total offense and score 38 points in defeat ... had a knockdown block and helped Robinson Jr. record his second straight 100-yard rushing game with 147 yards on 6.1 yards per carry ... did not allow a sack. **Mississippi State:** Helped clear a path for 195 rushing yards as the Tide accounted for 544 yards of total offense ... provided time for Young to complete 20-of-28 passes for 349 yards and four touchdowns ... surrendered half of a sack on 28 drop backs. **Tennessee:** Played a career-high 92 snaps as the Crimson Tide rolled up 574 yards of total offense with 203 yards rushing and 371 yards through the air ... had two knockdown blocks ... did not allow a sack ... opened holes for Robinson Jr. to rush for 107 yards and three touchdowns ... the Tide finished with five rushing touchdowns while averaging 6.2 yards per play. **LSU:** Started at left guard and played 66 snaps against the Tigers. **New Mexico State:** Did not play due to a wrist injury. **Arkansas:** Blocked for 671 yards of total offense ... did not allow a sack on 40 pass attempts as Young set the school record for passing yards with 559 on 31 completions and five touchdowns ... set a season high with three knockdown blocks as he opened holes for 122 rushing yards by Robinson Jr. **Auburn:** Led the team with six knockdown blocks and helped the Crimson Tide register a come-from-behind, four-overtime victory over the Tigers ... helped the Tide account for 308 yards and 24 points on the final five drives of the game and overtime ... did not allow a sack. **Georgia:** Made his 12th start of the year at left guard ... helped open holes for 536 yards of total offense against the nation's top-ranked defense, including 421 passing yards and 115 yards on the ground with 4.4 yards per carry ... had one knockdown block ... did not allow a sack as Young threw for three touchdowns and ran for another while an injured Robinson Jr. battled for 55 yards on the ground.



## 71 DARRIAN DALCOURT

Havre de Grace, Md.  
St. Frances Academy

DL / Jr. / 6-3 / 300 / 2L

- **Offensive Player of the Week - UA Coaching Staff**  
Miami, Ole Miss

**JUNIOR (2021):** Earned the starting job a center in preseason camp ... an athletic and cerebral lineman who is in his third year with the program ... made 11 starts this year, missing the New Mexico State and Georgia games due to injury ... helps an Alabama offensive front that is opening holes and providing time for the nation's No. 4 scoring offense (42.5 ppg) and pass efficiency offense (173.9), the No. 2 unit in third-down conversion percentage (53.6), the No. 7 passing offense (347.9 ypg) and the No. 11 red zone offense (.918) ... allowed 5.5 sacks while surrendering just 2.5 quarterback hits and two pressures ... accounted for 15 knockdown blocks ... recorded 713 snaps over 11 games ... earned offensive player of the week honors from the Alabama coaching staff following his play against Miami in week one and again for his efforts following the win over Ole Miss. **Miami:** Made his first career start at center for the Crimson Tide ... recorded the highest grade among the starters ... helped the Tide account for 501 yards of total offense, including 354 yards through the air ... did not allow a sack or a pressure and added three knockdown blocks. **Mercer:** Opened holes for the Tide to rush for 158 yards and pass for 266 ... did not allow a sack and recorded one knockdown block ... provided time for quarterback Bryce Young to complete 19-of-27 passes with three going for touchdowns. **Florida:** Played all 72 snaps at center ... did not allow a sack and provided time for Young to throw for 240 yards and three touchdowns. **Southern Miss:** Blocked for a season-high to date 606 yards of total offense ... opened holes for 211 rushing yards and 395 passing yards ... provided time for the Tide to complete 23-of-26 passes and record six touchdowns ... did not allow a pressure but did surrender one sack ... did not commit a penalty. **Ole Miss:** Part of a line that was awarded offensive player of the week accolades as a group against the Rebels ... started and played 79 snaps at center ... allowed 1.5 sacks but added two knockdown blocks and did not give up any other pressures or quarterback hits ... helped the Tide roll up 210 rushing yards as Brian Robinson Jr. accumulated 171 yards and four touchdowns on 36 carries ... blocked for 451 yards of total offense as the Tide possessed the ball for 38 minutes in the game. **Texas A&M:** Helped the Crimson Tide churn out 522 yards of total offense and score 38 points in defeat ... did not allow a sack, pressure or quarterback hit while helping Robinson Jr. record his second straight 100-yard rushing game with 147 yards on 6.1 yards per carry. **Mississippi State:** Started his seventh straight game at center ... helped the Crimson Tide roll up 544 yards of total offense, including 195 yards on the ground ... protected for 349 passing yards and four touchdowns as the Tide scored 49 points in Starkville ... accounted for one

knockdown block. **Tennessee:** Played a career-high 92 snaps as the Crimson Tide rolled up 574 yards of total offense with 203 yards rushing and 371 yards through the air ... had a team-high four knockdown blocks ... opened holes for Robinson Jr. to rush for 107 yards and three touchdowns ... the Tide finished with five rushing touchdowns while averaging 6.2 yards per play. **LSU:** Started at center but left the game after seven plays with a sprained ankle. **New Mexico State:** Did not play due to an ankle injury. **Arkansas:** Returned to the starting lineup at center after missing the NMSU game with a sprained ankle ... blocked for 671 yards of total offense ... did not allow a sack on 40 pass attempts as Young set the school record for passing yards with 559 on 31 completions and five touchdowns ... recorded one knockdown block as he opened holes for 122 rushing yards by Robinson Jr. **Auburn:** Started at center but was hampered by a pair of sprained ankles ... left the game early in the third quarter. **Georgia:** Dressed for the game but injuries held him out.



## 94 DJ DALE

Birmingham, Ala.  
Clay-Chalkville

DL / Jr. / 6-3 / 307 / 2L

- **Defensive Player of the Week - UA Coaching Staff**  
Texas A&M

**JUNIOR (2021):** A consistent presence in the middle of the Alabama defensive front ... recorded 15 tackles, including three for loss (-12 yards) ... added one sack (-4 yards) and a quarterback pressure ... selected to the Nagurski Trophy Watch List to start his junior campaign ... named one of the defensive players of the week by the Alabama coaching staff for his play at Texas A&M. **Miami:** Helped the Tide defense limit UM to only 87 yards rushing on the day. **Mercer:** Recorded a sack (-4 yards), one of UA's three against the Bears. **Florida:** Finished with three tackles, including one for loss (-3 yards) in Gainesville. **Southern Miss:** Pressured the USM quarterback while adding one tackle on the night. **Ole Miss:** Registered one tackle against the Rebels. **Texas A&M:** Played a key role in helping the Tide defensive front limit the Aggies to only 94 yards rushing ... totaled one tackle while sticking to his assignments along the line all evening. **Mississippi State:** Rotated in along the defensive front in Starkville. **Tennessee:** Finished with one tackle on the night, including half a stop for a loss (-2 yards). **LSU:** Helped provide a push up the middle as the Tide defensive front applied constant pressure all night ... finished with two tackles to his stat line. **New Mexico State:** Recorded one tackle on the day. **Arkansas:** Was a late scratch from the starting lineup and did not play in the game due to injury. **Georgia:** Returned from injury to make the start in Atlanta ... totaled four tackles, including half a stop for loss (-3 yards).

## DALE'S CAREER STATISTICS

Year	Tackles					Fumbles				
	G-S	TT	UT	AT	TFL	QBH	Sacks	FF	FR	PBU INT
2019	10-10	17	6	11	3-8	1	1-6	0	1-0	0 0-0
2020	13-12	22	8	14	1-2	0	0-0	0	1-0	2 0-0
2021	11-10	15	10	5	3-12	1	1-4	0	0-0	0 0-0
<b>TOTAL</b>	<b>34-32</b>	<b>54</b>	<b>24</b>	<b>30</b>	<b>7-22</b>	<b>2</b>	<b>2-10</b>	<b>0</b>	<b>2-0</b>	<b>2 0-0</b>

## DALE'S CAREER BESTS

Tackles	6 vs. Georgia, 2020
Tackles for Loss	1 (five times); last at Florida, 2021
Yards Lost	6 at South Carolina, 2019
Sacks	1 (twice); last vs. Mercer, 2021
Yards Lost	6 at South Carolina, 2019
Quarterback Hurries	1 (twice); last vs. Southern Miss, 2021
Pass Breakups	2 vs. Georgia, 2020
Fumble Recoveries	1 (twice); last at Arkansas, 2020



**10**  
JoJo  
**EARLE**

Aledo, Texas  
Aledo

WR / Fr. / 5-10 / 170 / HS

- Freshman All-SEC - RS (Coaches)
- Offensive Player of the Week - UA Coaching Staff Mercer
- Special Teams Player of the Week - UA Coaching Staff LSU

**FRESHMAN (2021):** Dynamic athlete who helped the Tide at wideout and in the return game ... named to the Freshman All-SEC Team by the conference coaches as a return specialist ... suffered a leg injury against New Mexico State ... racked up 148 yards on 12 catches with a long reception of 39 prior to his injury ... added 14 punt returns for 95 combined yards ... named a preseason freshman All-American by 247Sports ... selected as one of the offensive players of the week by the UA coaches for his play against Mercer ... also tabbed as a special teams player of the week by the Tide staff for his efforts against LSU. **Miami:** Converted a pair of first downs on his two catches for 25 yards with a long of 16. **Mercer:** Led all Alabama wideouts with seven receptions and 85 yards ... converted three first downs while averaging 12.1 yards per catch ... added three punt returns for a combined 45 yards while a long return of 29. **Florida:** Finished with one reception for 18 yards. **Southern Miss:** Made his first career start ... returned three punts for no gain. **Ole Miss:** Returned one punt for a two-yard gain while adding a reception for one yard. **Texas A&M:** Recorded one catch for 19 yards and a Tide first down ... also returned a pair of punts for 17 yards. **Mississippi State:** Returned one punt for a gain of two yards while also seeing time at wideout. **Tennessee:** Saw time on offense and special teams but did not record any stats. **LSU:** Returned three punts for a combined 31 yards ... had a long return of 17 that he nearly broke for a big play. **New Mexico State:** Suffered a leg injury that limited his playing time against the Aggies ... returned one punt for no gain prior to his exit.

## EARLE'S CAREER STATISTICS

Year	Rushing					Receiving				
	G-S	Att.	Yds.	Avg.	TD	LP	Rec.	Yds.	Avg.	TD
2021	10-1	0	0	0.0	0	--	12	148	12.3	0

## PUNT RETURNS

Year	G	No.	Yards	Avg.	TD	LP
2021	8	14	95	6.8	0	29

## EARLE'S CAREER BESTS

Receptions	7 vs. Mercer, 2021
Receiving Yards	85 vs. Mercer, 2021
Long Reception	39 vs. Mercer, 2021
Punt Returns	3 (three times); last vs. LSU, 2021
Punt Return Yards	45 vs. Mercer, 2021
Long Punt Return	29 vs. Mercer, 2021
Tackles	1 vs. Southern Miss, 2021



**92**  
JUSTIN  
**EBOIGBE**

Forest Park, Ga.  
Forest Park

DL / Jr. / 6-5 / 285 / 2L


**JUNIOR (2021):** Returned a wealth of experience along the defensive front ... totaled 18 tackles, including half a sack (-1 yard), to go with two pass breakups and a quarterback hurry ... also added a pair of fumble recoveries as a junior. **Miami:** Recorded three tackles in the season opener. **Mercer:** Broke up a pass at the line while helping to limit the Bears to only 168 yards passing on the day. **Florida:** Totaled one stop in Gainesville. **Southern Miss:** Applied one pressure while adding a tackle on the night. **Ole Miss:** Recovered a Matt Corral fumble that the UA offense turned into points ... also contributed two tackles against the Rebels. **Texas A&M:** Rotated in along the defensive front in College Station. **Mississippi State:** Recorded one tackle against the Bulldogs. **Tennessee:** Posted three tackles in the Homecoming matchup. **LSU:** Notched three tackles on the night. **New Mexico State:** Recovered his second fumble of the season ... also contributed one tackle, including half a sack (-1 yard). **Arkansas:** Finished with two tackles on the day. **Auburn:** Recorded one tackle in the Iron Bowl. **Georgia:** Broke up one pass against the Bulldogs.

## EBOIGBE'S CAREER STATISTICS

Year	Tackles					Fumbles				
	G-S	TT	UT	AT	TFL	QBH	Sacks	FF	FR	PBU Int
2019	10-2	10	6	4	3-4	1	1.5-2	0	0-0	0 0-0
2020	13-9	19	10	9	0.5-1	3	0-0	0	0-0	0 1-4
2021	13-3	18	8	10	0.5-1	1	0.5-1	0	2-0	2 0-0
<b>TOTAL</b>	<b>36-14</b>	<b>47</b>	<b>24</b>	<b>23</b>	<b>4-6</b>	<b>5</b>	<b>2-3</b>	<b>0</b>	<b>2-0</b>	<b>2 1-4</b>

## EBOIGBE'S CAREER BESTS

Tackles	4 vs. Western Carolina, 2019
Tackles for Loss	2 vs. Western Carolina, 2019
Yards Lost	3 vs. Western Carolina, 2019
Sacks	1 vs. Western Carolina, 2019
Yards Lost	1 (three times); last vs. New Mexico State, 2021
Quarterback Hurries	1 (five times); last vs. Southern Miss, 2021
Interceptions	1 vs. Georgia, 2020
Return Yards	4 vs. Georgia, 2020
Pass Breakups	1 (twice); last vs. Georgia, 2021
Fumble Recoveries	1 (twice); last vs. New Mexico State, 2021



**55**  
EMIL  
**EKIYOR JR.**

Indianapolis, Ind.  
Cathedral


OL / R-Jr. / 6-3 / 324 / 2L

- Offensive Player of the Week - UA Coaching Staff Ole Miss, Georgia

**JUNIOR (2021):** Athletic offensive lineman who can play multiple positions up front ... earned the starting job at right guard a season ago and returned there for his junior campaign ... a veteran of 26 career starts at guard ... helps an Alabama offensive front that is opening holes and providing time for the nation's No. 4 scoring offense (42.5 ppg) and pass efficiency offense (173.9), the No. 2 unit in third-down conversion percentage (53.6), the No. 7 passing offense (347.9 ypg) and the No. 11 red zone offense (.918) ... allowed just half of a sack in 13 starts while surrendering 8.5 quarterback pressures and five quarterback hits ... accounted for 16 knockdown blocks ... earned 923 snaps over 13 games ... selected as a preseason second team All-American by the Associated Press while picking up third-team accolades from Pro Football Focus ... also named to the Lombardi Award Watch List ... part of an Alabama front that earned player of the week honors from the UA coaching staff following the win over Ole Miss while the entire offensive line earned garnered the honor after the SEC Championship Game against Georgia. **Miami:** A veteran presence in the middle of the Crimson Tide offensive front ... helped the Tide account for 501 yards of total offense, including 354 yards through the air ... did not allow a sack and had one knockdown block. **Mercer:** Opened holes for the Tide to rush for 158 yards and pass for 266 ... did not allow a sack and recorded one knockdown block while allowing one quarterback hit ... provided time for quarterback Bryce Young to complete 19-of-27 passes with three going for touchdowns. **Florida:** Played all 72 snaps at right guard ... did not allow a sack and provided time for Young to throw for 240 yards and three touchdowns. **Southern Miss:** Blocked for a season-high to date 606 yards of total offense ... opened holes for 211 rushing yards and 395 passing yards ... provided time for the Tide to complete 23-of-26 passes and record six touchdowns ... did not allow a sack or a pressure and had one knockdown block. **Ole Miss:** Part of a line that was awarded offensive player of the week accolades as a group against the Rebels ... started and played 77 snaps at guard ... allowed half of a sack but added a knockdown block ... helped the Tide roll up 210 rushing yards as Brian Robinson Jr. accumulated 171 yards and four touchdowns on 36 carries ... blocked for 451 yards of total offense as the Tide possessed the ball for 38 minutes in the game. **Texas A&M:** Helped the Crimson Tide churn out 522 yards of total offense and score 38 points in defeat ... had a knockdown block and helped Robinson Jr. record his second straight 100-yard rushing game with 147 yards on 6.1 yards per carry ... did not allow a sack as the Crimson Tide threw for 369 yards and three touchdowns. **Mississippi State:** Did not



allow a sack and only one pressure as the Crimson Tide threw for 349 yards and four touchdowns in a 49-9 win in Starkville ... cleared a path for 195 rushing yards as the Tide accounted for 544 yards of total offense. **Tennessee:** Played a career-high 92 snaps as the Crimson Tide rolled up 574 yards of total offense with 203 yards rushing and 371 yards through the air ... had two knockdown blocks ... did not allow a sack ... opened holes for Robinson Jr. to rush for 107 yards and three touchdowns ... the Tide finished with five rushing touchdowns while averaging 6.2 yards per play. **LSU:** Started at right guard and played 66 snaps against the Tigers. **New Mexico State:** Opened holes for 247 rushing yards ... did not allow a sack, hurry or quarterback hit as the Tide racked up 340 passing yards ... earned a 100 percent grade on all assignments. **Arkansas:** Blocked for 671 yards of total offense ... did not allow a sack on 40 pass attempts as Young set the school record for passing yards with 559 on 31 completions and five touchdowns ... set a season high with 3.5 knockdown blocks as he opened holes for 122 rushing yards by Robinson Jr. **Auburn:** Registered two knockdown blocks and did not allow a sack ... helped the Tide account for 308 yards and 24 points on the final five drives of the game and overtime ... blocked for 317 passing yards by Young at quarterback and 71 rushing yards for Robinson Jr. on the ground. **Georgia:** Helped open holes for 536 yards of total offense against the nation's top-ranked defense, including 421 passing yards and 115 yards on the ground with 4.4 yards per carry ... had 2.5 knockdown blocks ... did not allow a sack as Young threw for three touchdowns and ran for another while an injured Robinson Jr. battled for 55 yards on the ground.



**69**  
**TERRENCE**  
**FERGUSON II**

Fort Valley, Ga.  
Peach

OL / Fr. / 6-4 / 290 / HS

**FRESHMAN (2021):** Earned his first snaps in a Crimson Tide uniform against New Mexico State ... played the final six plays against the Aggies.



**74**  
**DAMIEON**  
**GEORGE JR.**

Houston, Texas  
North Shore

OL / So. / 6-6 / 345 / SQ

**SOPHOMORE (2021):** An athletic big man on the Alabama offensive front ... has played in nine games during his second season at the Capstone and took over the starting job at right tackle in the 10th game of the season ... has three starts on the year ... helps

an Alabama offensive front that is opening holes and providing time for the nation's No. 4 scoring offense (42.5 ppg) and pass efficiency offense (173.9), the No. 2 unit in third-down conversion percentage (53.6), the No. 7 passing offense (347.9 ppg) and the No. 11 red zone offense (.918). **Mercer:** Earned 18 snaps at tackle against the Bears. **Southern Miss:** Played 12 snaps on the night. **Ole Miss:** Played three snaps as a reserve in the win over the Rebels. **Mississippi State:** Played the final series of the 49-9 win in Starkville, earning four snaps. **Tennessee:** Saw action on four snaps against the Volunteers off the bench. **LSU:** Came in on the eighth play of the game at right tackle when Chris Owens moved to center to replace Darrian Dalcourt ... played 59 snaps, allowing just one pressure and one sack with two knockdown blocks. **New Mexico State:** Made his first career start, getting the nod at right tackle against the Aggies ... helped the Tide amass 247 rushing yards while providing time to pass for 340 more yards for 587 yards of total offense ... graded out at 97 percent on assignments with one knockdown block. **Arkansas:** Made his second start and first in SEC at right tackle ... blocked for 671 yards of total offense ... matched his season high with two knockdown blocks as he opened holes for 122 rushing yards by Robinson Jr. **Auburn:** Started at right tackle and played 33 snaps. **Georgia:** Saw time on special teams against the Bulldogs.



**95**  
**MONKELL**  
**GOODWINE**

Upper Marlboro, Md.  
Rock Creek Christian Aca.

DL / Fr. / 6-4 / 291 / HS

**FRESHMAN (2021):** One of the top defensive line recruits in the latest cycle ... worked in two games in a rotational role along the Tide front. **Southern Miss:** Saw his first career minutes. **New Mexico State:** Entered in a rotational role along the defensive front against the Aggies.

#### GOODWINE'S CAREER STATISTICS

Year	Tackles					Fumbles				
	G-S	TT	UT	AT	TFL	QBH	Sacks	FF	FR	PBU INT
2021	2-0	0	0	0	0-0	0	0-0	0	0-0	0 0-0



**84**  
**AGIYE**  
**HALL**

Valrico, Fla.  
Bloomington

WR / Fr. / 6-3 / 195 / HS

**FRESHMAN (2021):** Lengthy wideout who adds another weapon to the Tide's young receiver group ... seen time in five games during his rookie campaign. **Miami:** Caught one pass for 10 yards and a first down in the season opener. **Mercer:** Saw time on


offense against the Bears. **Ole Miss:** Entered late at wideout but did not record any stats. **Mississippi State:** Saw time at wide receiver in Starkville. **New Mexico State:** Recorded one reception against the Aggies for a gain of 10 yards.

#### HALL'S CAREER STATISTICS

Year	Rushing						Receiving					
	G-S	Att.	Yds.	Avg.	TD	LP	Rec.	Yds.	Avg.	TD	LP	
2021	5-0	0	0	0.0	0	--	2	20	10.0	0	10	

#### HALL'S CAREER BESTS

Receptions	1 (twice); last vs. New Mexico State, 2021
Receiving Yards	10 (twice); last vs. New Mexico State, 2021
Long Reception	10 (twice); last vs. New Mexico State, 2021



**8**  
**CHRISTIAN**  
**HARRIS**

Baton Rouge, La.  
University Lab

LB / Jr. / 6-2 / 232 / 2L

- Butkus Award (Semifinalist)
- Lombardi Award (Semifinalist)
- Defensive Player of the Week - UA Coaching Staff  
Mercer, Southern Miss

**JUNIOR (2021):** An intimidating presence in the middle of the Crimson Tide defense ... totaled 68 stops, including eight for loss (-22 yards) and two sacks (-10 yards) ... added three pass breakups, three quarterback hurries and a forced fumble ... semifinalist for the Butkus and Lombardi awards ... named to the preseason watch lists for the Butkus, Lombardi and Nagurski ... also tabbed as a preseason second team All-American by the Associated Press ... selected as one of the defensive players of the week by the Alabama coaching staff for his play against Mercer and Southern Miss. **Miami:** Recorded five tackles, including a team-high two for loss (-5 yards) ... also added one sack (-4 yards) to his stat line. **Mercer:** Notched a team-high eight tackles against the Bears, including one for a loss (-1 yard). **Florida:** Totaled six tackles in Gainesville, including one for loss (-4 yards). **Southern Miss:** Tied for second on the team in tackles with five stops ... also broke up one pass while adding a quarterback hurry. **Ole Miss:** Posted three tackles against the Rebels, including one for loss (-2 yards). **Texas A&M:** Recorded four tackles on the night. **Mississippi State:** Finished with five tackles against the Bulldogs, including half a sack (-4 yards). **Tennessee:** Contributed five tackles in the Homecoming matchup. **LSU:** Spotted the stat sheet against the Tigers ... finished with six tackles, including half a sack (-2 yards) ... also contributed two pass breakups and a quarterback hurry. **New Mexico State:** Forced a fumble midway through the third quarter that led to an eventual touchdown for UA ... also registered team-high tying six stops against the Aggies. **Arkansas:** Spotted the stat sheet in the Tide's final home matchup ... totaled five tackles, including one for loss (-1 yard), to go with a quarterback hurry. **Auburn:** Posted five tackles in the Iron Bowl, including one stop for a loss (-3 yards). **Georgia:** Finished with five stops against the Bulldogs.

**HARRIS' CAREER STATISTICS**

Year	Tackles							Fumbles				
	G-S	TT	UT	AT	TFL	QBH	Sacks	FF	FR	PBU	INT	
2019	13-12	63	29	34	7.5-14	5	0-0	1	2-37	1	0-0	
2020	13-13	79	52	27	7-31	6	4.5-28	0	0-0	2	1-0	
2021	13-13	68	39	29	8-22	3	2-10	1	0-0	3	0-0	
<b>TOTAL</b>	<b>39-38</b>	<b>210</b>	<b>120</b>	<b>90</b>	<b>22.5-67</b>	<b>14</b>	<b>6.5-38</b>	<b>2</b>	<b>2-37</b>	<b>6</b>	<b>1-0</b>	

**HARRIS' CAREER BESTS**

Tackles	11 vs. Kentucky, 2020
Tackles for Loss	2 (four times); last vs. Miami, 2021
Yards Lost	11 at Missouri, 2020
Sacks	2 vs. Florida, 2020
Yards Lost	10 at Missouri, 2020
Quarterback Hurries	2 (twice); last vs. Auburn, 2020
Interceptions	1 vs. Notre Dame, 2020
Pass Breakups	2 vs. LSU, 2021
Forced Fumbles	1 (twice); last vs. New Mexico State, 2021
Fumble Recoveries	1 (twice); last at Auburn, 2019
Fumble Return Yards	37 vs. Arkansas, 2019



**2**  
DeMARCCO  
HELLAMS

Washington, D.C.  
DeMatha Catholic

DB / Jr. / 6-1 / 208 / 2L

- Defensive Player of the Week - UA Coaching Staff  
Ole Miss, Tennessee, Auburn, Georgia


**JUNIOR (2021):** Taken on the starting safety role now in his junior campaign ... suffered a lower leg injury midway through fall camp that limited his playing time early ... tied for the UA team lead and fourth in the SEC entering Bowl season in interceptions with three ... accumulated 74 tackles on the season to rank fourth for UA, including 1.5 for loss (-5 yards) ... added a quarterback hurry to go with three pass breakups ... selected as one of the defensive players of the week by the Alabama coaching staff for his play against Ole Miss, Tennessee, Auburn and Georgia. **Miami:** Came off the bench in the opener but did not record any stats. **Mercer:** Started the game at safety and finished with three total tackles. **Florida:** Recorded a team-high 11 tackles in his start at safety against the Gators. **Southern Miss:** Picked off his first career pass with a return of six yards ... also notched five tackles to tie for second on the defense. **Ole Miss:** Led the Tide defense in tackles with 11 ... totaled four key third-down stops to help force two punts and a pair of eventual turnovers on downs. **Texas A&M:** Notched his second interception of the season ... added seven tackles by night's end. **Mississippi State:** Rotated in at safety to record one tackle in Starkville. **Tennessee:** Tied for second on the Alabama defense with six tackles, including four solo stops. **LSU:** Pressured the Tiger quarterback once while adding three tackles on the night. **New Mexico State:** Recorded one stop in his start against the Aggies. **Arkansas:** Finished tied for second in tackles with 11 ... also posted one tackle for loss (-4 yards) on the afternoon. **Auburn:** Broke up a team-high two passes while adding six total tackles, including half a stop for loss (-1 yards). **Georgia:** Led the Crimson Tide defense in tackles with nine ... added his team-high tying third pick of the season to go with a pass breakup.

**HELLAMS' CAREER STATISTICS**

Year	Tackles							Fumbles				
	G-S	TT	UT	AT	TFL	QBH	Sacks	FF	FR	PBU	INT	
2019	13-0	4	2	2	0.5-2	0	0.5-2	0	0-0	0	0-0	
2020	13-3	62	36	26	1.5-3	0	1-1	0	0-0	3	0-0	
2021	13-10	74	49	25	1.5-5	1	0-0	0	0-0	3	3-9	
<b>TOTAL</b>	<b>39-13</b>	<b>140</b>	<b>87</b>	<b>53</b>	<b>3.5-10</b>	<b>1</b>	<b>1.5-3</b>	<b>0</b>	<b>0-0</b>	<b>6</b>	<b>3-9</b>	

**HELLAMS' CAREER BESTS**

Tackles	12 vs. Notre Dame, 2020
Tackles for Loss	1 (twice); last vs. Arkansas, 2021
Yards Lost	4 vs. Arkansas, 2021
Sacks	1 vs. Notre Dame, 2020
Yards Lost	2 vs. New Mexico State, 2019
Quarterback Hurries	1 vs. LSU, 2021
Interceptions	1 (three times); last vs. Georgia, 2021
Return Yards	6 vs. Southern Miss, 2021
Pass Breakups	2 at Auburn, 2021



**51**  
KNEELAND  
HIBBETT

Florence, Ala.  
Florence

SN / Fr. / 6-2 / 235 / HS

**FRESHMAN (2021):** Walk-on long snapper who won the starting job late in fall camp ... came out as the Tide's starter at long snapper in the opener with Miami ... perfect on all chances to date.



**11**  
TRAESHON  
HOLDEN

Kissimmee, Fla.  
Narbonne

WR / So. / 6-3 / 208 / 1L

**SOPHOMORE (2021):** Second-year wideout who has inserted himself into the wide receiver rotation ... totaled 15 receptions for 211 yards and a touchdown with a long of 29 through 13 games of action. **Miami:** Recorded his first career catch for a gain of 12 yards and a first down. **Mercer:** Hauled in two catches for 31 yards with a long reception of 17 yards. **Florida:** Earned minutes on offense against the Gators. **Southern Miss:** Caught one pass for a gain of nine yards ... also added a tackle to his stat line. **Ole Miss:** Recorded one reception for 21 yards and a Tide first down. **Texas A&M:** Finished with one catch for a gain of two yards. **Mississippi State:** Totaled three catches for 70 yards and a touchdown, the first score of his Crimson Tide career. **Tennessee:** Hauled in two passes for 34 yards against the Vols. **LSU:** Rotated in at wideout but did not post any stats. **New Mexico State:** Caught a pair of passes for 11 total yards. **Arkansas:** Saw time against the Hogs but did not record a catch. **Auburn:** Targeted once in the Iron Bowl. **Georgia:** Recorded two catches for 21 yards in Atlanta.

**HOLDEN'S CAREER STATISTICS**

Year	Rushing							Receiving				
	G-S	Att.	Yds.	Avg.	TD	LP	Rec.	Yds.	Avg.	TD	LP	
2020	5-0	0	0	0.0	0	--	0	0	0.0	0	--	
2021	13-0	0	0	0.0	0	--	15	211	14.1	1	29	
<b>TOTAL</b>	<b>18-0</b>	<b>0</b>	<b>0</b>	<b>0.0</b>	<b>0</b>	<b>--</b>	<b>15</b>	<b>211</b>	<b>14.1</b>	<b>1</b>	<b>29</b>	

**HOLDEN'S CAREER BESTS**

Receptions	3 at Mississippi State, 2021
Receiving Yards	70 at Mississippi State, 2021
Long Reception	29 at Mississippi State, 2021
Touchdowns (Receiving)	1 at Mississippi State, 2021
Tackles	1 vs. Southern Miss, 2021



**6**  
KHYREE  
JACKSON

Upper Marlboro, Md.  
Wise/East Mississippi C.C.

DB / Jr. / 6-3 / 197 / TR

- Special Teams Player of the Week - UA Coaching Staff  
Auburn, Georgia

**JUNIOR (2021):** Skilled junior college prospect who joined the Tide in the latest recruiting cycle ... provides depth at corner while making an impact on special teams ... selected as one of the special teams players of the week by the Alabama coaches for his play at Auburn and against Georgia. **Miami:** Rotated in at defensive back while also working on special teams in the opener. **Mercer:** Recorded one tackle against the Bears. **Southern Miss:** Saw time in the matchup with USM. **Mississippi State:** Worked on special teams in Starkville. **Tennessee:** Earned playing time in the Homecoming contest. **LSU:** Saw time on special teams against the Bayou Bengals. **New Mexico State:** Contributed one tackle in the Tide's final non-conference matchup of the regular season. **Arkansas:** Earned minutes on special teams against the Hogs. **Auburn:** Continued his steady play on special teams to earn player of the week honors from the Tide coaching staff. **Georgia:** Picked up honors from the UA coaches for a second straight week thanks to his consistent play on special teams.

**JACKSON'S CAREER STATISTICS (AT ALABAMA)**

Year	Tackles							Fumbles				
	G-S	TT	UT	AT	TFL	QBH	Sacks	FF	FR	PBU	INT	
2021	10-0	2	2	0	0-0	0	0-0	0	0-0	0	0-0	

**JACKSON'S CAREER BESTS (AT ALABAMA)**

Tackles	1 (twice); last vs. New Mexico State, 2021
---------	--





**/// 28**  
**JOSH**  
**JOBE**

Miami, Fla.  
Cheshire Academy (Conn.)

**DB / Sr. / 6-1 / 192 / 3L**

- **Defensive Player of the Week - UA Coaching Staff**  
Mississippi State

**SENIOR (2021):** Passed up on entering the NFL Draft to return for his senior season ... a physical corner who is the veteran of the Tide's defensive backfield ... had season-ending surgery following the SEC Championship Game ... recorded 38 total tackles, including one for loss (-7 yards) through his 12 games ... added four pass breakups to go with two interceptions ... earned a spot on the Bednarik, Nagurski and Thorpe watch lists ... selected as a preseason second team All-American by The Sporting News, Walter Camp and Pro Football Focus ... named one of the defensive players of the week by the Alabama coaching staff for his play at Mississippi State. **Miami:** Totaled five tackles while breaking up one pass against the Hurricanes. **Florida:** Returned to the field after sitting out the Mercer contest ... finished with four tackles and a pass breakup. **Southern Miss:** Recorded one tackle against the Golden Eagles. **Ole Miss:** Notched one tackle in the Tide's SEC home opener. **Texas A&M:** Finished with one tackle on the night. **Mississippi State:** Set the tone early, picking off a pass on the Bulldogs' first offensive drive of the night ... added six total tackles, including one for loss (-7 yards) to go with his interception. **Tennessee:** Recorded three tackles on Homecoming night. **LSU:** Entered off the bench to contribute one pass breakup and two tackles. **New Mexico State:** Broke up one pass to go with a pair of tackles against the Aggies. **Arkansas:** Recorded two tackles on Senior Day. **Auburn:** Picked off his second pass of the season early in the fourth quarter to give the Tide late life ... also contributed four tackles by day's end. **Georgia:** Registered a season-high seven tackles against the Bulldogs.

#### JOBE'S CAREER STATISTICS

Year	Tackles					Fumbles				
	G-S	TT	UT	AT	TFL	QBH	Sacks	FF	FR	PBU INT
2018	14-0	8	7	1	0-0	0	0-0	0	0-0	1 0-0
2019	12-2	28	21	7	0-0	0	0-0	0	1-7	3 1-0
2020	13-13	55	39	16	2.5-9	1	2-9	2	0-0	11 0-0
2021	12-11	38	28	10	1-7	0	0-0	0	0-0	4 2-6
<b>TOTAL</b>	<b>51-27</b>	<b>129</b>	<b>95</b>	<b>34</b>	<b>3.5-16</b>	<b>1</b>	<b>2-9</b>	<b>2</b>	<b>1-7</b>	<b>19 3-6</b>

#### JOBE'S CAREER BESTS

<b>Tackles</b>	<b>10 vs. Auburn, 2020</b>
<b>Tackles for Loss</b>	<b>1 (three times); last at Mississippi State, 2021</b>
<b>Yards Lost</b>	<b>7 at Mississippi State, 2021</b>
<b>Sacks</b>	<b>1 (twice); last LSU, 2020</b>
<b>Yards Lost</b>	<b>5 at LSU, 2020</b>
<b>Quarterback Hurries</b>	<b>1 vs. Texas A&amp;M, 2020</b>
<b>Interceptions</b>	<b>1 (three times); last at Auburn, 2021</b>
<b>Return Yards</b>	<b>6 at Mississippi State, 2021</b>
<b>Pass Breakups</b>	<b>3 vs. Florida, 2020</b>
<b>Forced Fumbles</b>	<b>1 (twice); last vs. Notre Dame, 2020</b>
<b>Fumble Recoveries</b>	<b>1 vs. New Mexico State, 2019</b>
<b>Fumble Return Yards</b>	<b>7 vs. New Mexico State, 2019</b>



**/// 14**  
**THAU**  
**JONES-BELL**

Hallandale, Fla.  
Miami Carol City

**WR / So. / 6-0 / 190 / 5Q**

**SOPHOMORE (2021):** Played in three games during his freshman campaign ... has built on that experience in his second season. **Miami:** Saw time in the season opener. **Mercer:** Worked at wideout against the Bears. **Southern Miss:** Entered at receiver late in the matchup with USM. **New Mexico State:** Recorded two catches for 16 total yards.

#### JONES-BELL'S CAREER STATISTICS

Year	G-S	Rushing					Receiving				
		Att	Yds	Avg	TD	LP	Rec	Yds	Avg	TD	LP
2020	3-0	0	0	0.0	0	--	1	-2	-2.0	0	--
2021	4-0	0	0	0.0	0	--	2	16	8.0	0	8
<b>TOTAL</b>	<b>7-0</b>	<b>0</b>	<b>0</b>	<b>0.0</b>	<b>0</b>	<b>--</b>	<b>3</b>	<b>14</b>	<b>4.7</b>	<b>0</b>	<b>8</b>

#### JONES-BELL'S CAREER BESTS

<b>Receptions</b>	<b>2 vs. New Mexico State, 2021</b>
<b>Receiving Yards</b>	<b>16 vs. New Mexico State, 2021</b>
<b>Long Reception</b>	<b>8 (twice); last vs. New Mexico State, 2021</b>



**/// 37**  
**DEMOUY**  
**KENNEDY**

Theodore, Ala.  
Theodore

**RB / So. / 6-3 / 215 / 1L**

- **Special Teams Player of the Week - UA Coaching Staff**  
Tennessee, New Mexico State, Arkansas

**SOPHOMORE (2021):** Gained valuable experience on special teams in his freshman season ... continues his role on special teams as one of the Tide's top contributors ... adding reps at running back to his resume ... recorded six tackles in his 13 games of action on coverage units ... also contributed 16 yards on seven rushes as tailback ... selected as one of the special teams players of the week by the Alabama coaches for his efforts against Tennessee, New Mexico State and Arkansas. **Miami:** Saw time against the Hurricanes. **Mercer:** Worked on special teams in the home opener. **Florida:** Earned special teams minutes against the Gators. **Southern Miss:** Finished with two special teams tackles for the night. **Ole Miss:** Recorded one tackle on kickoff coverage. **Texas A&M:** Continued his work on special teams. **Mississippi State:** Saw time on special teams against the Bulldogs. **Tennessee:** Made one tackle on punt coverage to limit the UT returner to a six-yard gain ... helped the Tide coverage units keep the Vols to only 18 yards in punt returns and zero yards on kick returns. **LSU:** Continued his role on special teams. **New Mexico State:** Saw his first career minutes at running back,

carrying seven times for 16 yards ... added one stop on kickoff coverage to pin the Aggies back at their own six-yard line. **Arkansas:** Continued his consistent play on special teams ... helped limit the Razorbacks to zero returns on the afternoon. **Auburn:** Saw time on special teams in the Iron Bowl. **Georgia:** Recorded one tackle on punt coverage to stop the Bulldog returner for a six-yard gain.

#### KENNEDY'S CAREER STATISTICS

Year	G-S	Tackles					Fumbles				
		TT	UT	AT	TFL	QBH	Sacks	FF	FR	PBU	INT
2020	4-0	0	0	0	0-0	0	0-0	0	0-0	0	0-0
2021	13-0	6	2	4	0-0	0	0-0	0	0-0	0	0-0
TOTAL	17-0	6	2	4	0-0	0	0-0	0	0-0	0	0-0

Year	G-S	Rushing					Receiving				
		Att	Yds	Avg	TD	LP	Rec	Yds	Avg	TD	LP
2021	1-0	7	16	2.1	0	7	0	0	0.0	0	--

#### KENNEDY'S CAREER BESTS

<b>Tackles</b>	<b>2 vs. Southern Miss, 2021</b>
<b>Rushes</b>	<b>7 vs. New Mexico State, 2021</b>
<b>Rushing Yards</b>	<b>16 vs. New Mexico State, 2021</b>
<b>Long Rush</b>	<b>7 vs. New Mexico State, 2021</b>



**/// 78**  
**AMARI**  
**KIGHT**

Alabaster, Ala.  
Thompson

**OL / R-So. / 6-7 / 318 / 5Q**

**SOPHOMORE (2021):** Earned time on the Crimson Tide offensive line in six games this season. **Miami:** Played three snaps as a reserve in Atlanta. **Mercer:** Earned three snaps as a reserve in the home opener. **Southern Miss:** Saw his most extensive playing time with 12 snaps. **Mississippi State:** Played the final series of the 49-9 win in Starkville, earning four snaps. **Tennessee:** Saw action on four snaps against the Volunteers off the bench. **New Mexico State:** Saw his most extensive action of the season against the Aggies ... play most of the second half, earning 36 snaps at tackle ... did not miss an assignment as the Crimson Tide scored 10 second-half points.



**/// 93**  
**JAH-MARIEN**  
**LATHAM**

Reform, Ala.  
Pickens County

**DL / So. / 6-3 / 285 / 5Q**

**SOPHOMORE (2021):** Put together a strong spring and fall in year two after seeing time in one game as a freshman. **Miami:** Earned playing time in the season opener. **New Mexico State:** Rotated in along the defensive front to post one tackle. **Georgia:** Entered for one play against the Bulldogs.

### LATHAM'S CAREER STATISTICS

Year	Tackles					Fumbles				
	G-S	TT	UT	AT	TFL	QBH	Sacks	FF	FR	PBU INT
2020	1-0	0	0	0	0-0	0	0-0	0	0-0	0 0-0
2021	3-0	1	1	0	0-0	0	0-0	0	0-0	0 0-0
<b>TOTAL</b>	<b>4-0</b>	<b>1</b>	<b>1</b>	<b>0</b>	<b>0-0</b>	<b>0</b>	<b>0-0</b>	<b>0</b>	<b>0-0</b>	<b>0 0-0</b>

### LATHAM'S CAREER BESTS

Tackles 1 vs. New Mexico State, 2021



**65**  
JC  
**LATHAM**

Oak Creek, Wis.  
IMG Academy

OL / Fr. / 6-6 / 325 / HS

**FRESHMAN (2021):** A high-profile recruit who has quickly adapted to college football and is a key reserve for the Alabama offensive front ... has seen action in 12 games of the 2021 season, missing only the Georgia contest ... starts on the Crimson Tide's PAT and field goal units on special teams ... has earned 48 snaps on the offensive line this season. **Miami:** Garnered five snaps in the season opener in Atlanta. **Mercer:** Entered for 17 plays of offense in the home opener. **Florida:** Blocked on special teams in Gainesville. **Southern Miss:** Got in for 12 plays at guard against the Golden Eagles. **Ole Miss:** Continued his role on special teams. **Texas A&M:** Blocked for Will Reichard's six combined kicks on the night. **Mississippi State:** Played on special teams while also contributing on the final series of the 49-9 win in Starkville, earning four snaps. **Tennessee:** His nine snaps off the bench against the Vols was the most among the reserves. **LSU:** Continued his role blocking on special teams. **New Mexico State:** Saw his most extensive action of the season against the Aggies ... play most of the second half, earning 36 snaps at guard ... had 1.5 knockdown blocks as the Crimson Tide scored 10 second-half points. **Arkansas:** Continued to block on special teams. **Auburn:** Came in for one snap against the Tigers.



**81**  
CAMERON  
**LATU**

Salt Lake City, Utah  
Olympus

TE / R-Jr. / 6-5 / 250 / 2L

• **Offensive Player of the Week - UA Coaching Staff**  
Miami

**JUNIOR (2021):** Converted from defensive end after his redshirt season ... has grown into one of the Tide's top red zone options at tight end ... tied for 10th in the SEC for touchdown receptions with six heading to Bowl season ... registered 20

total catches for 299 yards on the season ... also returned two kickoffs for seven combined yards ... named one of the offensive players of the week by the Alabama coaching staff for his play against Miami in the season opener. **Miami:** Caught his first three career passes, totaling 43 yards and two touchdowns against the Hurricanes. **Mercer:** Made his first career start in the Tide's home opener. **Florida:** Finished with two catches for 19 yards in Gainesville. **Southern Miss:** Recorded three total catches for 57 yards with a long of 23 ... found the end zone twice with one receiving score from 11 yards out and a fumble recovery for the other. **Ole Miss:** Made his lone catch count, hauling in a three-yard pass for a score. **Texas A&M:** Caught one pass for 10 yards. **Mississippi State:** Targeted three times on the night but did not record a catch. **Tennessee:** Converted a Tide first down on each of his three receptions totaling 55 combined yards. **LSU:** Targeted three times on the night, finishing with one reception for a 15-yard gain. **New Mexico State:** Found the end zone once again, connecting with Bryce Young for a 12-yard touchdown catch. **Arkansas:** Caught three passes for a career-high 58 yards on the day. **Auburn:** Finished with one reception for a 14-yard gain and Tide first down. **Georgia:** Moved the chains on his lone catch for a gain of 13 yards.

### LATU'S CAREER STATISTICS

Year	G-S	Rushing				Receiving			
		Att.	Yds.	Avg.	TD	LP	Rec.	Yds.	Avg.
2019	11-0	0	0	0.0	0	--	0	0	0.0
2020	12-0	0	0	0.0	0	--	0	0	0.0
2021	13-12	0	0	0.0	0	--	20	299	14.9
<b>TOTAL</b>	<b>35-12</b>	<b>0</b>	<b>0</b>	<b>0.0</b>	<b>0</b>	<b>--</b>	<b>20</b>	<b>299</b>	<b>14.9</b>

Year	G-S	Tackles					Fumbles				
		TT	UT	AT	TFL	QBH	Sacks	FF	FR	PBU	INT
2018	3-0	1	0	1	0-0	1	0-0	0	0-0	0	0-0

### LATU'S CAREER BESTS

Receptions	3 (four times); last vs. Arkansas, 2021
Receiving Yards	58 vs. Arkansas, 2021
Long Reception	28 vs. Arkansas, 2021
Touchdowns	2 (twice); last vs. Southern Miss, 2021
Kickoff Returns	2 vs. Mercer, 2021
Kickoff Return Yards	7 vs. Mercer, 2021
Long Kickoff Return	7 vs. Mercer, 2021
Tackles	1 (twice); last vs. LSU, 2019
Quarterback Hurries	1 vs. Arkansas State, 2018



**32**  
DEONTAE  
**LAWSON**


Mobile, Ala.  
Mobile Christian

LB / Fr. / 6-2 / 226 / HS

**FRESHMAN (2021):** One of the state's top prospects in the latest recruiting cycle ... provides depth in the Tide's linebacking corps. **Miami:** Saw his first collegiate action in the season opener. **Mercer:** Worked on defense against the Bears. **Southern Miss:** Earned minutes against USM. **New Mexico State:** Saw time in the non-conference matchup.

### LAWSON'S CAREER STATISTICS

Year	G-S	Tackles					Fumbles				
		TT	UT	AT	TFL	QBH	Sacks	FF	FR	PBU	INT
2021	4-0	0	0	0	0-0	0	0-0	0	0-0	0	0-0



**12**  
CHRISTIAN  
**LEARY**

Orlando, Fla.  
Edgewater

RB / Fr. / 5-10 / 175 / HS

• **Special Teams Player of the Week - UA Coaching Staff**  
New Mexico State

**FRESHMAN (2021):** One of the top athletes in the latest recruiting cycle who can create in space ... saw his first career minutes on special teams while also working into a role at tailback as of late ... named one of the special teams players of the week by the Alabama coaching staff for his play against New Mexico State. **Mississippi State:** Worked on special teams against the Bulldogs for his first collegiate playing time. **Tennessee:** Saw time on special teams. **New Mexico State:** Blocked a punt by the Aggies that was recovered by UA and returned 20 yards ... also earned his first career minutes as a running back, rushing three times for 22 yards and catching one pass for no gain. **Arkansas:** Recorded his first career touchdown, catching an 11-yard pass for a score. **Auburn:** Worked on special teams while also seeing time late at running back. **Georgia:** Earned snaps on offense and special teams against the Bulldogs.

### LEARY'S CAREER STATISTICS

Year	G-S	Rushing				Receiving			
		Att.	Yds.	Avg.	TD	LP	Rec.	Yds.	Avg.
2021	6-0	3	22	7.3	0	12	2	4	2.0

### LEARY'S CAREER BESTS

Rushes	3 vs. New Mexico State, 2021
Rushing Yards	22 vs. New Mexico State, 2021
Long Rush	12 vs. New Mexico State, 2021
Receptions	1 (twice); last vs. Arkansas, 2021
Receiving Yards	11 vs. Arkansas, 2021
Long Reception	11 vs. Arkansas, 2021
Touchdowns	1 vs. Arkansas, 2021
Blocked Punt	1 vs. New Mexico State, 2021





## 35 SHANE LEE

Burtonsville, Md.  
St. Frances Academy

LB / Jr. / 6-0 / 240 / 2L

**JUNIOR (2021):** Veteran middle linebacker now in his third season in Tuscaloosa ... limited during fall camp as he worked back from injury ... totaled six tackles, including half a sack, to go with a quarterback hurry across his nine games of action.

**Southern Miss:** Saw his first action of the season as he returned from injury ... recorded two tackles to go with a quarterback pressure on the night.

**Texas A&M:** Worked on special teams against the Aggies. **Mississippi State:** Entered at linebacker in the second half to post three tackles for the night.

**Tennessee:** Saw time on special teams in the Homecoming matchup. **LSU:** Worked on special teams against the Tigers. **New Mexico State:** Recorded one tackle, including half a sack.

**Arkansas:** Saw time on special teams against the Razorbacks. **Auburn:** Worked on special teams in the Iron Bowl. **Georgia:** Contributed to the Tide's special teams units.

### LEE'S CAREER STATISTICS

Year	Tackles				Fumbles			
	G-S	TT	UT	AT	TFL	QBH	Sacks	FF
2019	13-13	86	47	39	6.5-33	3	4.5-29	2
2020	5-0	3	2	1	1-7	0	1-7	1
2021	9-0	6	1	5	0.5-0	1	0.5-0	0
<b>TOTAL</b>	<b>27-13</b>	<b>95</b>	<b>50</b>	<b>45</b>	<b>8-40</b>	<b>4</b>	<b>6-36</b>	<b>3</b>

### LEE'S CAREER BESTS

Tackles	10 at Mississippi State, 2019
Tackles for Loss	2 vs. Arkansas, 2019
Yards Lost	10 vs. Michigan, 2019
Sacks	1 (four times); last at Arkansas, 2020
Yards Lost	10 vs. Michigan, 2019
Quarterback Hurries	1 (four times); last vs. Southern Miss, 2021
Interceptions	1 at Mississippi State, 2019
Return Yards	10 at Mississippi State, 2019
Forced Fumbles	1 (three times); last at Arkansas, 2020
Fumble Recoveries	1 vs. New Mexico State, 2019



## 95 JACK MARTIN

Dothan, Ala.  
Northview/Troy

P / Jr. / 6-2 / 222 / TR

**JUNIOR (2021):** Transfer from Troy ... can contribute to the Tide special teams units in all three facets ... recorded five kickoffs for 297 yards with three touchbacks ... also notched one made field goal in as many attempts. **Miami:** Recorded two kickoffs for a combined 127 yards with one touchback. **Mercer:** Posted a 65-yard kickoff and touchback in

his lone boot of the day. **Southern Miss:** Kicked off one time for 40 yards. **New Mexico State:** Tallied his first points of the season with a made field goal from 29 yards away ... added one kickoff for 65 yards and a touchback.

### MARTIN'S CAREER STATISTICS (AT ALABAMA)

#### KICKOFFS

Year	No.	Yards	Avg.	TB	OB
2021	5	297	59.4	3	1


Year	Extra Points			Field Goals		
	G-S	XP-A	Pct.	FG-A	Pct.	Long
2021	1-0	0-0	--	1-1	100.0	29

#### FIELD GOAL BREAKDOWN

Year	1-19	20-29	30-39	40-49	50+
2019	0-0	1-1	0-0	0-0	0-0

### MARTIN'S CAREER BESTS (AT ALABAMA)

Kickoffs	2 vs. Miami, 2021
Kickoff Yards	127 vs. Miami, 2021
Kickoff Average	63.5 (two kicks) vs. Miami, 2021
Field Goals Made	1 vs. New Mexico State, 2021
Field Goal Attempts	1 vs. New Mexico State, 2021
Long Field Goal	29 vs. New Mexico State, 2021



## 48 PHIDARIAN MATHIS

Wisner, La.  
Neville

DL / R-Sr. / 6-4 / 312 / 3L

- Second Team All-American (AFCA)
- Reese's Senior Bowl All-American
- SEC Community Service Team
- Second Team All-SEC (Coaches)
- Reese's Senior Bowl Defensive Player of the Week (LSU)
- Defensive Player of the Week - UA Coaching Staff

**SENIOR (2021):** Alabama's veteran leader on the defensive side of the ball ... named one of the Crimson Tide's permanent team captains for the 2021 campaign ... selected as a second team All-American honoree by the AFCA ... also tabbed as a Reese's Senior Bowl All-American ... earned All-SEC Second Team recognition from the conference coaches ... named to the SEC Community Service Team for his work off the field ... contributes in a big way along the defensive front with 46 tackles ... totaled 10 tackles for loss (-49 yards) and eight sacks (-46 yards) to rank second on the Tide defense in each category ... added six quarterback pressures, two fumble recoveries and a forced fumble to his senior totals ... selected to the watch lists for the Lombardi, Nagurski and Outland ... earned Reese's Senior Bowl Defensive Player of the Week honors for his play against LSU ... named one of the defensive players of the week by the UA coaches for his efforts against Florida, Ole Miss, LSU, Arkansas and Auburn. **Miami:** Spotted the stat sheet against the Hurricanes, recording five tackles, including one sack (-6 yards) ... also recovered a fumble as part of the Tide's three forced turnovers on the afternoon. **Mercer:** Recorded a sack (-6 yards) for a second straight week, part of his three tackles against the Bears. **Florida:** Posted

a career-high seven tackles to tie for third on the Tide defense ... added one tackle for loss (-2 yards), half a sack (-1 yard) and one quarterback hurry by day's end. **Southern Miss:** Pressured the USM quarterback while also recording a tackle on the night. **Ole Miss:** Accounted for three total tackles, including a sack (-7 yards) ... also pressured the quarterback once while forcing a fumble that led to Crimson Tide points. **Texas A&M:** Recorded three tackles against the Aggies. **Mississippi State:** Finished with one tackle in Starkville ... helped the Tide defensive front limit State to -1 yards rushing. **Tennessee:** Posted four tackles against the Vols, including one sack (-7 yards). **LSU:** Contributed in a big way along the defensive front ... finished with a career-high nine total tackles, including 1.5 for loss (-8 yards) and one sack (-7 yards) ... pressured the Tigers' quarterback a team-high three times while also recovering a fumble ... his recovery led to what would be Alabama's game-clinching touchdown two plays later. **New Mexico State:** Helped the Tide defensive front limit the Aggies to only nine yards on the ground and 138 yards of total offense. **Arkansas:** Made an impact up front in his final game at Bryant-Denny Stadium ... recorded five tackles, including one for loss (-1 yard), to go with a quarterback hurry. **Auburn:** Provided a spark up front for a Tide defense that limited the Tigers to only 159 yards on the day ... totaled three tackles, including a team-high 1.5 sacks (-11 yards). **Georgia:** Finished with two tackles, including one sack (-1 yard), against the Bulldogs.

### MATHIS' CAREER STATISTICS

Year	Tackles						Fumbles			
	G-S	TT	UT	AT	TFL	QBH	Sacks	FF	FR	PBU
2018	15-0	18	4	14	0-0	0	0-0	0	1-0	0
2019	12-2	27	13	14	0.5-0	2	0-0	1	0-0	0
2020	13-6	31	16	15	5-10	3	1.5-6	1	0-0	3
2021	13-10	46	16	30	10-49	6	8-46	1	2-0	0
<b>TOTAL</b>	<b>53-18</b>	<b>122</b>	<b>49</b>	<b>73</b>	<b>15.5-59</b>	<b>11</b>	<b>9.5-52</b>	<b>3</b>	<b>3-0</b>	<b>3</b>

### MATHIS' CAREER BESTS

Tackles	9 vs. LSU, 2021
Tackles for Loss	1.5 (three times); last at Auburn, 2021
Yards Lost	11 at Auburn, 2021
Sacks	1.5 at Auburn, 2021
Yards Lost	11 at Auburn, 2021
Quarterback Hurries	3 vs. LSU, 2021
Pass Breakups	2 vs. Mississippi State, 2020
Forced Fumbles	1 (three times); last vs. Ole Miss, 2021
Fumble Recoveries	1 (three times); last vs. LSU, 2021



## 1 KOOL-AID McKINSTRY

Birmingham, Ala.  
Pinson Valley

DB / Fr. / 6-1 / 190 / HS

- Freshman All-SEC (Coaches)
- Defensive Player of the Week - UA Coaching Staff

**FRESHMAN (2021):** The state's top recruit and one of the top cornerback prospects in the nation coming out of high school ... selected to the Freshman All-SEC Team by the conference coaches ... earned a role in the Tide's deep secondary unit during fall

camp ... recorded 16 tackles, including one sack (-13 yards) ... also notched one interception and a pass breakup across his 13 games of action ... selected as one of the defensive players of the week by the UA coaching staff for his efforts against Mercer. **Miami:** Saw his first collegiate playing time. **Mercer:** Made his first start of the season ... totaled six tackles to tie for second on the UA defense ... also picked off his first career pass and added one pass breakup. **Florida:** Recorded one tackle on special teams against the Gators. **Southern Miss:** Finished with one tackle on the night. **Ole Miss:** Saw time on special teams against the Rebels. **Texas A&M:** Earned minutes in College Station. **Mississippi State:** Worked on defense and special teams against the Bulldogs. **Tennessee:** Saw time in the Homecoming matchup. **LSU:** Got the starting nod against the Tigers ... finished with one tackle on the night. **New Mexico State:** Earned minutes on defense and special teams. **Arkansas:** Entered in a pinch and stepped up to the challenge ... recorded two tackles from his corner spot. **Auburn:** Got the starting nod in the Iron Bowl ... recorded two tackles, including a huge sack (-13 yards) late in the game ... also broke up the Tigers' two-point try in the fourth overtime to give UA the ball back in position to win. **Georgia:** Made a second straight start at corner for the Tide ... finished with three tackles on the day.

## MCKINSTRY'S CAREER STATISTICS

Year	Tackles					Fumbles				
	G-S	TT	UT	AT	TFL	QBH	Sacks	FF	FR	PBU INT
2021	13-4	17	6	11	1-13	0	1-13	0	0-0	1 1-0

## MCKINSTRY'S CAREER BESTS

Tackles	6 vs. Mercer, 2021
Tackles for Loss	1 at Auburn, 2021
Yards Lost	13 at Auburn, 2021
Sacks	1 at Auburn, 2021
Yards Lost	13 at Auburn, 2021
Interceptions	1 vs. Mercer, 2021
Pass Breakups	1 vs. Mercer, 2021



**56**  
SETH  
McLAUGHLIN

Buford, Ga.  
Buford

OL / So. / 6-4 / 280 / SQ

- Offensive Player of the Week - UA Coaching Staff Georgia

**SOPHOMORE (2021):** In his second year in the program has worked his way into one of the top reserve roles and a part-time starter at center along the Crimson Tide's offensive front ... has played in eight games this year with one start while earning 191 snaps at center ... helps an offensive line that ranks No. 4 in scoring offense (42.5 ppg) and pass efficiency offense (173.9), the No. 2 unit in third-down conversion percentage (53.6), the No. 7 passing offense (347.9 ypg) and the No. 11 red zone offense (.918) ... garnered three snaps in each of the first two games of the 2021 season against Miami and Mercer ... got in for nine plays versus Southern Miss ... played the final series of the 49-9 win at Mississippi State,

earning four snaps, while playing four more snaps on Homecoming against Tennessee. **New Mexico State:** Saw his most extensive playing time to date with 36 snaps against New Mexico State at center. **Auburn:** Nearly matched his season total for snaps played in the Iron Bowl ... came in early in the third quarter and finished the game at center ... tallied three knockdown blocks and did not allow a sack ... had one bad snap but helped the Tide account for 308 yards and 24 points on the final five drives of the game and overtime ... blocked for 317 passing yards by Bryce Young at quarterback and 71 rushing yards for Brian Robinson Jr. on the ground. **Georgia:** Made his first career start in the SEC Championship Game at center ... helped open holes for 536 yards of total offense against the nation's top-ranked including 421 passing yards and 115 yards on the ground with 4.4 yards per carry ... had two knockdown blocks ... did not allow a sack as Young threw for three touchdowns and ran for another while an injured Robinson Jr. battled for 55 yards on the ground.



**2**  
JALEN  
MILROE

Katy, Texas  
Tompkins

QB / Fr. / 6-2 / 212 / HS

**FRESHMAN (2021):** Mobile quarterback that can win with his arm and his feet ... gaining valuable reps under center during his freshman season ... seen time in four games. **Miami:** Saw his first collegiate action against the Hurricanes ... rushed one time for no gain. **Mercer:** Racked up 33 yards on seven rushes while attempting one pass against the Bears. **Southern Miss:** Completed his first career pass for a 24-yard touchdown ... added two rushes for five yards to his stat line. **New Mexico State:** Earned his most extensive work to-date ... finished 2-of-5 passing for 17 yards ... also rushed five times for 26 yards with a long rush of 15.

## MILROE'S CAREER STATISTICS

Year	Passing					Rushing				
	G-S	Com-Att	Int	Pct.	Yds	TD	LP	No.	Yds	Avg. TD LP
2021	4-0	3-7-0	42.8	41	1	24	15	57	3.8	0 15

## MILROE'S CAREER BESTS

Completions	2 vs. New Mexico State, 2021
Attempts	5 vs. New Mexico State, 2021
Passing Yards	24 vs. Southern Miss, 2021
Long Pass	24 vs. Southern Miss, 2021
Touchdowns	1 vs. Southern Miss, 2021
Rushes	7 vs. Mercer, 2021
Rushing Yards	33 vs. Mercer, 2021
Long Rush	15 vs. New Mexico State, 2021



**42**  
JAYLEN  
MOODY

Conway, S.C.  
Conway

LB / Sr. / 6-2 / 225 / 3L

- Special Teams Player of the Week - UA Coaching Staff Southern Miss, Ole Miss

**SENIOR (2021):** Physical linebacker in the middle of the defense ... also contributes on special teams ... totaled 11 tackles to go with an interception ... earned special teams player of the week recognition from the UA coaching staff for his play against Southern Miss and Ole Miss. **Miami:** Picked off his first career pass, returning the interception 13 yards ... added one tackle by day's end. **Mercer:** Finished with five tackles in the home opener. **Florida:** Recorded one tackle as time expired to secure the win for UA. **Southern Miss:** Made one stop on kickoff coverage to limit the USM returner to a 17-yard gain ... finished with three total tackles by game's end. **Ole Miss:** Contributed a big stop on kickoff coverage to limit the Rebel returner to a 22-yard gain. **Texas A&M:** Saw time on special teams in College Station. **Mississippi State:** Worked on defense and special teams against the Bulldogs. **Tennessee:** Saw time in the Homecoming matchup. **LSU:** Earned minutes on defense and special teams against the Tigers. **New Mexico State:** Played on defense and special teams in the Tide's final non-conference matchup of the regular season. **Arkansas:** Saw time against the Hogs. **Auburn:** Worked on special teams in the Iron Bowl. **Georgia:** Earned snaps against the Bulldogs.

## MOODY'S CAREER STATISTICS

Year	Tackles					Fumbles				
	G-S	TT	UT	AT	TFL	QBH	Sacks	FF	FR	PBU INT
2018	14-0	5	2	3	0-0	0	0-0	0	0-0	0 0-0
2019	13-0	10	4	6	0-0	0	0-0	0	0-0	0 0-0
2020	13-0	18	11	7	0.5-2	0	0-0	1	1-0	0 0-0
2021	13-0	11	3	8	0-0	0	0-0	0	0-0	0 1-13
TOTAL	53-0	44	20	24	0.5-2	0	0-0	1	1-0	0 1-13

## MOODY'S CAREER BESTS

Tackles	7 at Arkansas, 2020
Tackles for Loss	0.5 at Arkansas, 2020
Yards Lost	2 at Arkansas, 2020
Forced Fumbles	1 at Arkansas, 2020
Fumble Recoveries	1 at Arkansas, 2020
Interceptions	1 vs. Miami, 2021
Return Yards	13 vs. Miami, 2021





## /// 13 MALACHI MOORE

Trussville, Ala.  
Hewitt-Trussville

DB / So. / 6-0 / 182 / 1L

**SOPHOMORE (2021):** Made an immediate impact in the Tide secondary as a freshman ... missed the College Football Playoff due to injuries but returned at full health for his second season ... seen time in all 13 games, totaling 17 stops, including two for loss (-3 yards) ... also recorded one interception, a quarterback hurry and one pass breakup ... named to the Nagurski Trophy Watch List ... selected as a third team All-American in the preseason by Pro Football Focus. **Miami:** Made the start at star for the Tide ... picked off a pass, one of the Tide two interceptions on the day ... added two tackles to his stat line. **Mercer:** Worked in the secondary against the Bears. **Florida:** Recorded a pair of tackles in The Swamp. **Southern Miss:** Got the start at star, finishing with one tackle. **Ole Miss:** Posted one stop against the Rebels. **Texas A&M:** Exited the game early after being flagged for targeting. **Mississippi State:** Pressured the quarterback once while adding a tackle against the Bulldogs. **Tennessee:** Finished with two tackles on the night. **LSU:** Recorded two tackles in his start against the Tigers. **New Mexico State:** Registered four tackles, including two for loss (-3 yards). **Arkansas:** Broke up one pass while adding a tackle to his stat line. **Auburn:** Worked on defense and special teams in the Iron Bowl. **Georgia:** Saw time in the secondary and on special teams in Atlanta.

### MOORE'S CAREER STATISTICS

Year	Tackles					Fumbles				
	G-S	TT	UT	AT	TFL	QBH	Sacks	FF	FR	PBU INT
2020	11-11	44	27	17	4-8	2	0-0	1	1-28	6 3-42
2021	13-9	17	11	6	2-3	1	0-0	0	0-0	1 1-1
<b>TOTAL</b>	<b>24-20</b>	<b>61</b>	<b>38</b>	<b>23</b>	<b>6-11</b>	<b>3</b>	<b>0-0</b>	<b>1</b>	<b>1-28</b>	<b>7 4-41</b>

### MOORE'S CAREER BESTS

Tackles	8 vs. Mississippi State, 2020
Tackles for Loss	2 vs. New Mexico State, 2021
Yards Lost	3 (twice); last vs. New Mexico State, 2021
Quarterback Hurries	1 (three times); last at Miss. State, 2021
Interceptions	1 (four times); last vs. Miami, 2021
Return Yards	42 vs. Georgia, 2020
Pass Breakups	2 (twice); last vs. Mississippi State, 2020
Forced Fumbles	1 at Tennessee, 2020
Fumble Recoveries	1 at Tennessee, 2020
Fumble Return Yards	28 at Tennessee, 2020
Touchdowns (Fumble Recovery)	1 at Tennessee, 2020



## /// 30 KING MWIKUTA

West Point, Ga.  
Troup County

LB / Jr. / 6-5 / 238 / 2L

**JUNIOR (2021):** Edge rusher who provides a veteran presence in the young group ... continues to make an impact on special teams as well. **Miami:** Saw time in the season opener. **Mercer:** Recorded a huge tackle for loss (-20 yards) against the Bears. **Florida:** Worked on special teams in Gainesville. **Southern Miss:** Earned minutes against the Golden Eagles. **Texas A&M:** Returned after missing the Ole Miss contest ... made an impact on special teams, falling on a blocked punt in the end zone to net six points. **Mississippi State:** Saw time on defense and special teams against the Bulldogs. **Tennessee:** Worked on special teams in the Homecoming matchup. **LSU:** Earned minutes on special teams. **New Mexico State:** Played on defense and special teams against the Aggies. **Arkansas:** Saw time in the final home game of the regular season. **Auburn:** Contributed to the Tide's special teams units. **Georgia:** Earned snaps on kickoff against the Bulldogs.

### MWKUTA'S CAREER STATISTICS

Year	Tackles					Fumbles				
	G-S	TT	UT	AT	TFL	QBH	Sacks	FF	FR	PBU INT
2019	10-0	4	1	3	0-0	0	0-0	0	0-0	0 0-0
2020	11-0	1	0	1	0-0	0	0-0	0	0-0	0 0-0
2021	12-0	1	1	0	1-20	0	0-0	0	0-0	0 0-0
<b>TOTAL</b>	<b>33-0</b>	<b>6</b>	<b>2</b>	<b>4</b>	<b>1-20</b>	<b>0</b>	<b>0-0</b>	<b>0</b>	<b>0-0</b>	<b>0 0-0</b>

### MWKUTA'S CAREER BESTS

Tackles	3 vs. New Mexico State, 2019
Tackles for Loss	1 vs. Mercer, 2021
Yards Lost	20 vs. Mercer, 2021
Touchdowns (Blocked Punt)	1 at Texas A&M, 2021



## /// 73 EVAN NEAL

Okeechobee, Fla.  
IMG Academy

OL / Jr. / 6-7 / 360 / 2L

- First Team All-American (AFCA)
- First Team All-American (FWAA)
- First Team All-American (The Sporting News)
- First Team All-American (Walter Camp)
- First Team All-American (CBS Sports)
- First Team All-American (ESPN.com)
- First Team All-American (USA Today)
- Second Team All-American (Associated Press)
- First Team All-SEC (Associated Press)
- First Team All-SEC (Coaches)
- Lombardi Award (Semifinalist)
- Outland Trophy (Semifinalist)
- Offensive Player of the Week - UA Coaching Staff  
Mercer, Ole Miss, Tennessee, New Mexico State, Arkansas, Georgia

**JUNIOR (2021):** One of the nation's top offensive line prospects who has lived up to the expectations from day one ... a dominant presence at left tackle for the Crimson Tide ... selected as one of Alabama's permanent team captains for the 2021 campaign ... a consensus first team All-American by the AFCA, FWAA, The Sporting News and Walter Camp ... also picked up first-team honors from CBS Sports, ESPN.com and USA Today ... selected as a second team All-American by the Associated Press ... veteran of 38 starts over three years and three positions along the Alabama offensive line, starting 13 games at left guard in 2019, 12 games at right tackle in 2020 and 13 games at left tackle in 2021 ... anchors an Alabama offensive front that is opening holes and providing time for the nation's No. 4 scoring offense (42.5 ppg) and pass efficiency offense (173.9), the No. 2 unit in third-down conversion percentage (53.6), the No. 7 passing offense (347.9 ypg) and the No. 11 red zone offense (.918) ... accounted for a team-high 32 knockdown blocks ... played 931 snaps over 13 games ... named a semifinalist for the Outland Trophy and the Lombardi Award ... earned midseason All-America honors from the AP, TSN and CBS Sports ... picked up preseason first team All-America honors from the AP, TSN and Walter Camp ... also tabbed as a second team selection by Pro Football Focus ... earned offensive player of the week honors from the Alabama coaching staff after the Tide's win over Mercer, Ole Miss, Tennessee, New Mexico State and Arkansas while the entire offensive line earned garnered the honor after the SEC Championship Game against Georgia. **Miami:** Anchored the left side of the Crimson Tide offensive front, making his first start at left tackle at Alabama ... helped the Tide account for 501 yards of total offense, including 354 yards through the air ... did not allow a sack and had a team-high four knockdown blocks ... provided time for quarterback Bryce Young to throw for 344 yards and four touchdowns in his Alabama debut. **Mercer:** Opened holes for the Tide to rush for 158 yards and pass for 266 ... did not allow a sack and recorded a team-best four knockdown blocks ... allowed Young time to complete 19-of-27 passes with three going for touchdowns. **Florida:** Played all 72 snaps at left

tackle ... did not allow a sack and provided time for Young to throw for 240 yards and three touchdowns. **Southern Miss:** Blocked for a season-high to date 606 yards of total offense ... opened holes for 211 rushing yards and 395 passing yards ... provided time for the Tide to complete 23-of-26 passes and record six touchdowns ... did not allow a sack or a pressure and had one knockdown block. **Ole Miss:** Part of a line that was awarded offensive player of the week accolades as a group against the Rebels ... started and played 76 snaps at left tackle ... did not allow a sack and registered a team-high four knockdown blocks ... did not allow a hit on the quarterback but was credited with a pressure ... helped the Tide roll up 210 rushing yards as Brian Robinson Jr. accumulated 171 yards and four touchdowns on 36 carries ... blocked for 451 yards of total offense as the Tide possessed the ball for 38 minutes in the game. **Texas A&M:** Helped the Crimson Tide churn out 522 yards of total offense and score 38 points in defeat ... had two knockdown blocks and helped Robinson Jr. record his second straight 100-yard rushing game with 147 yards on 6.1 yards per carry ... allowed one sack as the Crimson Tide threw for 369 yards and three touchdowns. **Mississippi State:** Provided time for Young to throw for 349 yards and four touchdowns in a 49-9 win in Starkville ... cleared a path for 195 rushing yards as the Tide accounted for 544 yards of total offense. **Tennessee:** Played 92 snaps as the Crimson Tide rolled up 574 yards of total offense with 203 yards rushing and 371 yards through the air against the Vols ... had one knockdown block ... did not allow a sack on 43 dropback passes ... opened holes for Robinson Jr. to rush for 107 yards and three touchdowns ... the Tide finished with five rushing touchdowns while averaging 6.2 yards per play. **LSU:** Started at left tackle and played 66 snaps against the Tigers ... did not allow a sack and had one knockdown block. **New Mexico State:** Played the first half and one drive of the second in a 59-3 win over the Aggies ... had a team-high three knockdown blocks of the Tide's 15 rush attempts while he was in the game ... opened holes for 247 rushing yards ... did not allow a sack, hurry or a quarterback hit as the Tide racked up 340 passing yards ... UA scored five touchdowns through the air and three more on the ground ... Robinson Jr. finished the game with 99 rushing yards and another 36 receiving yards on five catches. **Arkansas:** Put together a dominant performance against the Hogs ... blocked for 671 yards of total offense ... did not allow a sack or a pressure on 40 pass attempts ... matched his season high with six knockdown blocks. **Auburn:** Registered four knockdown blocks and did not allow a sack ... helped the Tide account for 308 yards and 24 points on the final five drives of the game and overtime ... blocked for 317 passing yards by Young at quarterback and 71 rushing yards for Robinson on the ground. **Georgia:** Neal's leadership throughout the week was an important factor in the Tide's play along the offensive front against the Bulldogs ... helped open holes for 536 yards of total offense against the nation's top-ranked defense, including 421 passing yards and 115 yards on the ground with 4.4 yards per carry ... had two knockdown blocks ... did not allow a sack or a pressure as Young threw for three touchdowns and ran for another while an injured Robinson Jr. battled for 55 yards on the ground.



## 45

### ROBBIE OUZTS

Rock Hill, S.C.  
Rock Hill

TE / Fr. / 6-4 / 260 / HS

**FRESHMAN (2021):** Versatile athlete who can line up at tight end or in the backfield as a blocking back ... seen time in 11 games ... missed only the Iron Bowl and SEC Championship Game. **Miami:** Saw time on special teams. **Mercer:** Worked as a goal line fullback in the Tide's jumbo package. **Florida:** Helped block for the UA backs in the red zone. **Southern Miss:** Provided blocks in the Tide's short-yardage situations ... also worked on special teams. **Ole Miss:** Continued his role as a blocking back on short-yardage situations. **Texas A&M:** Saw time against the Aggies. **Mississippi State:** Worked on offense and special teams in Starkville. **Tennessee:** Earned minutes against the Vols. **LSU:** Continued his role as a blocking back in short-yardage situations while also seeing time on special teams. **New Mexico State:** Targeted twice in the passing game, recording one catch for eight yards. **Arkansas:** Saw time against the Hogs.

#### OUZTS' CAREER STATISTICS

Year	Rushing					Receiving				
	G-S	Att.	Yds.	Avg.	TD	LP	Rec.	Yds.	Avg.	TD
2021	11-0	0	0	0.0	0	--	1	8	8.0	0

#### OUZTS' CAREER BESTS

Receptions	1 vs. New Mexico State, 2021
Receiving Yards	8 vs. New Mexico State, 2021
Long Reception	8 vs. New Mexico State, 2021



## 79

### CHRIS OWENS

Arlington, Texas  
Lamar

OL / Gr. / 6-3 / 315 / AL

- Offensive Player of the Week - UA Coaching Staff  
Ole Miss, Georgia

**GRADUATE (2021):** Veteran lineman who has played multiple positions across the Alabama offensive line ... boasts an abundance of experience in his sixth year in the program ... has started 18 career games, including 10 games at right tackle and one at center in 2021 ... helps an Alabama offensive front that is opening holes and providing time for the nation's No. 4 scoring offense (42.5 ppg), No. 4 pass efficiency offense (173.9), the No. 2 unit in third-down conversion percentage (53.6), the No. 7 passing offense (347.9 ypg) and the No. 11 red zone offense (.918) ... accounted for 17 knockdown blocks ... earned 836 snaps over 13 games ... part of an Alabama front that earned player of the week

honors from the UA coaching staff following the win over Ole Miss while the entire offensive line earned garnered the honor after the SEC Championship Game against Georgia. **Miami:** Started at right tackle and helped the Tide account for 501 yards of total offense, including 354 yards through the air ... allowed one sack and one pressure while adding three knockdown blocks. **Mercer:** Opened holes for the Tide to rush for 158 yards and pass for 266 ... surrendered one sack and recorded two knockdown blocks ... provided time for quarterback Bryce Young to complete 19-of-27 passes with three going for touchdowns. **Florida:** Played all 72 snaps at right tackle ... did not allow a sack and provided time for Young to throw for 240 yards and three touchdowns. **Southern Miss:** Blocked for a season-high to date 606 yards of total offense ... opened holes for 211 rushing yards and 395 passing yards ... provided time for the Tide to complete 23-of-26 passes and record six touchdowns ... did not allow a sack or a pressure. **Ole Miss:** Part of a line that was awarded offensive player of the week accolades as a group against the Rebels ... started and played 79 snaps at right tackle ... allowed one sack but added a knockdown block ... did not give up a quarterback hit ... helped the Tide roll up 210 rushing yards as Brian Robinson Jr. accumulated 171 yards and four touchdowns on 36 carries ... blocked for 451 yards of total offense as the Tide possessed the ball for 38 minutes in the game. **Texas A&M:** Helped the Crimson Tide churn out 522 yards of total offense and score 38 points in defeat ... had a knockdown block and helped Robinson Jr. record his second straight 100-yard rushing game with 147 yards on 6.1 yards per carry. **Mississippi State:** Provided time for Young to throw for 349 yards and four touchdowns in a 49-9 win in Starkville ... cleared a path for 195 rushing yards as the Tide accounted for 544 yards of total offense. **Tennessee:** Played 92 snaps as the Crimson Tide rolled up 574 yards of total offense with 203 yards rushing and 371 yards through the air against the Vols ... opened holes for Robinson Jr. to rush for 107 yards and three touchdowns ... the Tide finished with five rushing touchdowns while averaging 6.2 yards per play. **LSU:** Started at right tackle but moved inside to center after seven snaps to replace an injured Darrian Dalcourt. **New Mexico State:** Made his first start of the season at center in a 59-3 win over the Aggies ... had one knockdown block while helping open holes for 247 rushing yards ... did not allow a sack, hurry or quarterback hit as the Tide racked up 340 passing yards. **Arkansas:** Came off the bench for one snap against the Razorbacks at right tackle and recorded a knockdown block on his only play. **Auburn:** Played 61 snaps at right tackle, taking over at halftime ... registered three knockdown blocks and did not allow a sack ... helped the Tide account for 308 yards and 24 points on the final five drives of the game and overtime ... blocked for 317 passing yards by Young. **Georgia:** Returned to right tackle to make his 10th start of the year ... helped open holes for 536 yards of total offense against the nation's top-ranked defense, including 421 passing yards and 115 yards on the ground with 4.4 yards per carry ... had one knockdown block ... did not allow a sack as Young threw for three touchdowns and ran for another while an injured Robinson Jr. battled for 55 yards on the ground.




## /// 60 KENDALL RANDOLPH

Madison, Ala.  
Bob Jones

OL / R-Sr. / 6-4 / 298 / 2L

- **Offensive Player of the Week - UA Coaching Staff**  
Ole Miss, Georgia

**SENIOR (2021):** A versatile offensive lineman who also plays a prominent role as a blocking tight end ... wears No. 60 as an offensive linemen and No. 85 as a tight end ... has 13 career starts at tight end, including four this season (Miami, Mercer, Ole Miss and LSU) ... vital to the success of the Alabama run game ... earned offensive player of the week honors from the UA coaching staff for his play against Ole Miss. **Miami:** Played 21 snaps at tight end against the Hurricanes as Alabama rolled up 501 yards of total offense. **Mercer:** Earned seven snaps at tight end in the home opener. **Florida:** Totaled eight snaps against the Gators. **Southern Miss:** Saw his most extensive playing time of the year with 22 snaps on the night. **Ole Miss:** Started at tight end and played 31 snaps in a game that saw the Tide churn out 210 rushing yards, including a career-best 171 and four scores by Brian Robinson Jr. **Texas A&M:** Played eight snaps at tight end against the Aggies. **Mississippi State:** Saw action on 23 plays in Starkville as the Crimson Tide rolled up 195 rushing yards. **Tennessee:** Played 21 snaps at tight end against the Vols as Alabama rolled up 203 rushing yards. **LSU:** Started as an extra tight end and continued in that role all night. **New Mexico State:** Played both tight end and tackle against the Aggies, getting eight snaps at tight end before playing most of the second half on the offensive line ... garnered 30 snaps at right tackle as the Tide rolled up 587 yards of total offense. **Arkansas:** Played 10 snaps against the Razorbacks and graded out at 100 percent in the Tide's run game. **Auburn:** Played five snaps at tight end off the bench for the Tide. **Georgia:** Came off the bench as a tight end and played nine snaps.



## /// 18 LaBRYAN RAY

Madison, Ala.  
James Clemens

DL / R-Sr. / 6-5 / 295 / 3L

**SENIOR (2021):** Returns for his final season with the Tide ... hampered by injuries throughout his career ... missed the Miami and Mercer contests to start the new campaign ... totaled 10 tackles, including three for loss (-12 yards) and one sack (-7 yards) ... also contributed four quarterback hurries. **Florida:** Made his first appearance of the season


... finished with one tackle in Gainesville. **Southern Miss:** Entered on third-down situations to record one quarterback hurry. **Ole Miss:** Recorded one stop against the Rebels. **Texas A&M:** Saw time in College Station. **Mississippi State:** Made the start against the Bulldogs, finishing with one tackle by night's end. **Tennessee:** Started the Homecoming matchup ... recorded two tackles, including one for loss (-1 yard). **LSU:** Helped provide pressure off the edge for the Tide defense ... finished with one tackle on the night. **New Mexico State:** Pressured the Aggie quarterback twice on the day ... also contributed one sack (-7 yards), part of the Tide's season-high tying seven in the game. **Arkansas:** Totaled one tackle on Senior Day. **Auburn:** Finished with one tackle for loss (-4 yards) as part of his two total stops on the day. **Georgia:** Provided one quarterback pressure for the Tide defense.

### RAY'S CAREER STATISTICS

Year	Tackles						Fumbles					
	G-S	TT	UT	AT	TFL	QBH	Sacks	FF	FR	PBU	Int	
2017	6-0	5	2	3	2.5-16	0	1-14	0	0-0	0	0-0	
2018	15-1	39	19	20	5.5-13	2	2.5-9	0	0-0	2	0-0	
2019	3-3	9	4	5	1.5-12	0	1-11	1	0-0	0	0-0	
2020	7-3	12	7	5	0.5-8	2	0.5-8	0	0-0	0	0-0	
2021	11-2	10	5	5	3-12	4	1-7	0	0-0	0	0-0	
<b>TOTAL</b>	<b>42-9</b>	<b>75</b>	<b>37</b>	<b>38</b>	<b>13.5-63</b>	<b>8</b>	<b>6-49</b>	<b>1</b>	<b>0-0</b>	<b>2</b>	<b>0-0</b>	

### RAY'S CAREER BESTS

Tackles	9 vs. Auburn, 2018
Tackles for Loss	1 (10 times); last at Auburn, 2021
Yards Lost	14 at Texas A&M, 2017
Sacks	1 (five times); last vs. New Mexico State, 2021
Yards Lost	14 at Texas A&M, 2017
Quarterback Hurries	2 vs. New Mexico State, 2021
Pass Breakups	2 vs. Arkansas State, 2018
Forced Fumbles	1 vs. New Mexico State, 2019



## /// 16 WILL REICHARD

Hoover, Ala.  
Hoover

PK / Jr. / 6-1 / 190 / 2L

- **SEC Special Teams Player of the Week (Miami)**
- **Special Teams Player of the Week - UA Coaching Staff**  
Miami, Texas A&M, Mississippi State, Arkansas, Auburn, Georgia

**JUNIOR (2021):** Returns for his junior season after finishing a perfect 98-of-98 on all kicks in 2020 ... leads the SEC and 13th nationally for total points scored with 116 heading to Bowl season ... accumulated his points on 16 made field goals across 20 tries while adding 68 PATs in 69 chances ... racked up 5,493 yards on 94 kickoffs to average 58.4 yards per boot with 50 touchbacks ... named to the Lou Groza Award Watch List, presented annually to the nation's top placekicker ... selected as a preseason second team All-American by The Sporting News ... also earned third-team preseason honors from Pro Football Focus ... selected as the SEC Special Teams Player of the Week for his play against Miami ... named one of the special teams players of the week by the UA coaching staff for his efforts against the Hurricanes, Texas A&M, Mississippi State, Arkansas, Auburn and Georgia.

**Miami:** Contributed 14 points thanks to two made field goals and five PATs ... hit from 38, 51 and 40 yards out on his three field goals ... added seven kickoffs for 440 yards with seven touchbacks. **Mercer:** Made two of his three field goals while adding six made PATs for 12 total points ... also kicked off eight times with one touchback. **Florida:** Called on for one field goal from 24 yards to go with four PATs ... averaged 56.2 yards with two touchbacks across his six kickoffs. **Southern Miss:** Connected on nine PAT attempts against the Golden Eagles ... recorded five touchbacks on nine kickoffs totaling 551 yards. **Ole Miss:** Contributed six points with six made PATs ... also kicked off seven times for 453 yards to average a season-high 64.7 yards per kick with four touchbacks. **Texas A&M:** Finished with 12 points in the game thanks to three made field goals and a trio of extra points ... hit from 38, 26 and 22 yards on his three-point tries to keep the Tide within striking distance ... also kicked off eight times for a combined 484 yards and five touchbacks. **Mississippi State:** Forced five touchbacks across his eight kickoffs for 445 yards ... added seven points to the Tide's total thanks to his made PATs. **Tennessee:** Kicked off a season-high tying nine times for 510 yards to average 56.7 yards per kick ... forced six fair catches on his kickoffs ... also went 7-of-7 on PATs and 1-of-2 on field goal tries, hitting from 45 yards. **LSU:** Totaled 174 yards on his four kickoffs ... added two points on PATs. **New Mexico State:** Made all eight of his PAT tries ... also registered nine kickoffs for 481 yards and two touchbacks. **Arkansas:** Contributed 10 points on the afternoon thanks to four made PATs and two field goals ... hit from 48 and 30 yards out on his three-point tries ... also kicked off eight times for 507 yards and five touchbacks. **Auburn:** Connected on a field goal from 30 yards out for the Tide's first points of the day ... followed that up with a 38-yarder in the second overtime to keep the game alive for the eventual Alabama win ... added three kickoffs for 193 yards and two touchbacks to go with one made PAT. **Georgia:** Contributed 10 points on the day thanks to a pair of field goals and four made PATs ... hit from 33 and 41 yards away on his three-point tries ... also kicked off eight times for 520 yards to average a perfect 65.0 yards per kick average with six touchbacks.

### REICHARD'S CAREER STATISTICS

#### KICKOFFS

Year	G-S	No.	Yards	Avg.	TB	OB
2019	29	29	1,831	63.1	22	1
2020	69	69	3,614	52.4	14	2
2021	94	94	5,493	58.4	50	3
<b>TOTAL</b>	<b>192</b>	<b>192</b>	<b>10,938</b>	<b>57.0</b>	<b>86</b>	<b>6</b>

Year	Extra Points			Field Goals			
	G-S	XP-A	Pct.	FG-A	Pct.	Long	Pts.
2019	5-5	21-22	95.5	4-7	57.1	49	33
2020	13-13	84-84	100.0	14-14	100.0	52	126
2021	13-13	68-69	98.6	16-20	80.0	51	116
<b>TOTAL</b>	<b>31-31</b>	<b>173-175</b>	<b>98.9</b>	<b>34-41</b>	<b>82.9</b>	<b>52</b>	<b>275</b>

#### FIELD GOAL BREAKDOWN

Year	1-19	20-29	30-39	40-49	50+
2019	0-0	2-2	0-1	2-4	0-0
2020	0-0	5-5	5-5	3-3	1-1
2021	0-0	3-3	7-8	5-7	1-2
<b>TOTAL</b>	<b>0-0</b>	<b>10-10</b>	<b>11-14</b>	<b>10-14</b>	<b>2-3</b>

#### PUNTS

Year	G-S	No.	Yds.	Avg.	Lng.	In				Ret.			
						20	50+	Blk.	Yds.	Yds.	Avg.		
2019	3-2	4	152	38.0	41	1	0	0	3	149	37.3		



## REICHARD'S CAREER BESTS

Kickoffs	10 vs. New Mexico State, 2019
Kickoff Yards	647 vs. New Mexico State, 2019
Kickoff Average	65.0 (twice); last vs. Georgia, 2021
Field Goals Made	3 (twice); last at Texas A&M, 2021
Field Goal Attempts	3 (five times); last vs. Arkansas, 2021
Long Field Goal	52 vs. Georgia, 2020
PAT Made	9 (three times); last vs. Southern Miss, 2021
PAT Attempts	9 (three times); last vs. Southern Miss, 2021
Points	14 (twice); last vs. Miami, 2021
Punts	2 vs. Duke, 2019
Punt Yards	80 vs. Duke, 2019
Long Punt	41 vs. Duke, 2019
Average	40.0 (two punts) vs. Duke, 2019



## 4

### BRIAN ROBINSON JR.

Tuscaloosa, Ala.  
Hillcrest

RB / R-Sr. / 6-1 / 228 / 4L

- Reese's Senior Bowl All-American
  - First Team All-SEC (Coaches)
  - Second Team All-SEC (Associated Press)
  - Reese's Senior Bowl Offensive Player of the Week (Ole Miss)
  - Maxwell Award Player of the Week (Ole Miss)
  - SEC Offensive Player of the Week (Ole Miss)
  - Walter Camp Offensive Player of the Week (Ole Miss)
  - Offensive Player of the Week - UA Coaching Staff
- Florida, Ole Miss, Texas A&M, Mississippi State, Tennessee, New Mexico State, Arkansas

**SENIOR (2021):** The Crimson Tide's starting running back ... a powerful runner who waited his turn before earning the starting job ... tied for 10th in program history for career rushing touchdowns with 29 ... totaled 2,432 rushing yards for his career, a total that currently ranks 15th all-time by an Alabama rusher ... earned All-SEC First Team honors from the conference coaches ... also picked up second team All-SEC recognition from the Associated Press ... selected as one of the Reese's Senior Bowl All-Americans ... registered 14 rushing touchdowns this season to pace all SEC backs and tie for 19th in the country heading to Bowl season ... ranks third in the SEC and 19th nationally in total touchdowns with 16 ... third in the conference with 1,071 rushing yards ... his 96 points are good for eighth in the league before the Bowls ... leads UA in attempts (223), yards and rushing touchdowns despite missing the Southern Miss contest ... added 31 catches for 268 yards with another two scores ... named to the watch lists for the Doak Walker and Maxwell ... selected as a preseason second team All-American by Pro Football Focus ... named the Walter Camp Offensive Player of the Week and Maxwell Award Player of the Week following his performance against Ole Miss ... earned Reese's Senior Bowl Offensive Player of the Week honors for his play in the Tide's SEC home opener with the Rebels ... also selected as the SEC Offensive Player of the Week for his play against Ole Miss ... named one of the offensive players of the week by the Alabama coaches for his play against Florida, Ole Miss, Texas A&M, Mississippi State, Tennessee, New Mexico State and Arkansas. **Miami:** Got the starting nod against the Hurricanes, leading all UA rushers in yards (60) and carries (12) ... added two receptions for no gain. **Mercer:** Totaled 70 yards and a touchdown on 10 carries ... also hauled in one

pass for 10 yards. **Florida:** Led the Tide running backs with 15 rushes and 78 yards ... rushed for one score while adding a seven-yard receiving touchdown on his lone reception of the afternoon. **Ole Miss:** Rushed for a career-high 171 yards and four touchdowns on 36 carries, also a career-best total ... became one of just nine players in Alabama history to rush for four-plus touchdowns and the first since Trent Richardson in 2011 ... converted eight first downs on top of his four scores while averaging 4.8 yards per carry on the night. **Texas A&M:** Went over the 100-yard marker for a second straight week with 147 rushing yards on 24 carries ... averaged 6.1 yards per tote with a long of 24 ... added four receptions for 60 yards, converting a Tide first down on three of his catches. **Mississippi State:** Averaged 7.1 yards per carry against the Bulldogs, rushing 11 times for 78 yards and two touchdowns ... added a career-high five receptions for 68 yards and one score through the air ... turned his career-long 51-yard reception into six points. **Tennessee:** Went over 100 yards for the third time this season with 107 rushing yards on 26 carries ... found the end zone three times on the ground ... added four receptions for 16 yards. **LSU:** Rushed 13 times for 18 yards and a touchdown ... also notched one reception for eight yards. **New Mexico State:** Carried nine times for 99 yards and two touchdowns, including a career-long 63 yard score ... added five receptions for 36 yards. **Arkansas:** Posted his fourth 100-plus yard performance of the season 122 yards on 27 carries ... added three receptions for 18 yards in his final game at Bryant-Denny Stadium. **Auburn:** Suffered a leg injury late in the game that limited his playing time ... rushed 16 times for 71 yards prior to his exit ... also added three receptions for 29 yards. **Georgia:** Battled through injury to contribute in the SEC Championship Game ... totaled 55 yards on 16 carries while adding two receptions for 16 yards.

## ROBINSON JR.'S CAREER STATISTICS

Year	G-S	Rushing				Receiving			
		Att	Yds	Avg	TD	LP	Rec	Yds	TD
2017	11-0	24	165	6.9	2	17	0	0	0
2018	15-0	63	272	4.3	2	20	0	0	0
2019	13-0	96	441	4.6	5	37	11	124	11.3
2020	13-0	91	483	5.3	6	21	6	26	4.3
2021	12-12	223	1,071	4.8	14	63	31	268	8.6
TOTAL	64-12	497	2,432	4.9	29	63	48	418	8.7

## KICKOFF RETURNS

Year	G	No.	Yards	Avg.	TD	LP
2018	14	5	84	16.8	0	30
2019	7	3	26	8.7	0	13
2020	10	3	56	18.7	0	25
TOTAL	31	11	166	15.1	0	30

## ROBINSON JR.'S CAREER BESTS

Rushes	36 vs. Ole Miss, 2021
Rushing Yards	171 vs. Ole Miss, 2021
Long Rush	63 vs. New Mexico State, 2021
Touchdowns	4 vs. Ole Miss, 2021
Receptions	5 (twice); last vs. New Mexico State, 2021
Receiving Yards	68 at Mississippi State, 2021
Long Reception	51 at Mississippi State, 2021
Touchdowns (Receiving)	1 (twice); last at Miss. State, 2021
Kickoff Returns	2 at Arkansas, 2018
Kickoff Return Yards	30 vs. Louisiana, 2018
Long Kickoff Return	30 vs. Louisiana, 2018
Tackles	2 at Mississippi State, 2017



## 21

### JAHQUEZ ROBINSON

Jacksonville, Fla.  
Sandalwood

DB / So. / 6-2 / 190 / SQ

**SOPHOMORE (2021):** Second-year defensive back who gained valuable experience on the practice fields as a freshman. **Mercer:** Worked on special teams against the Bears for his first career action.

## ROBINSON'S CAREER STATISTICS

Year	G-S	Tackles				Fumbles			
		TT	UT	AT	TFL	QBH	Sacks	FF	FR
2021	1-0	0	0	0	0-0	0	0-0	0	0-0



## 34

### QUANDARIUS ROBINSON

Birmingham, Ala.  
Jackson-Olin


LB / So. / 6-5 / 220 / SQ

**SOPHOMORE (2021):** Redshirted in his first season at the Capstone ... returned for year two and has made an impact on special teams. **Southern Miss:** Saw his first career minutes. **Ole Miss:** Worked on special teams against the Rebels. **Texas A&M:** Earned playing time in College Station. **Mississippi State:** Saw time on special teams for the night. **Tennessee:** Earned snaps on the Tide's special teams units. **New Mexico State:** Worked on special teams against the Aggies. **Auburn:** Contributed on special teams.

## ROBINSON'S CAREER STATISTICS

Year	G-S	Tackles				Fumbles			
		TT	UT	AT	TFL	QBH	Sacks	FF	FR
2021	7-0	0	0	0	0-0	0	0-0	0	0-0





## 20 DREW SANDERS

Denton, Texas  
Ryan

LB / So. / 6-5 / 230 / 1L

- **Defensive Player of the Week - UA Coaching Staff**  
Mercer

**SOPHOMORE (2021):** Edge defender who spent his first season primarily on special teams ... stepped into the starting role as a sophomore following the injury to Christopher Allen ... suffered an injury in the Ole Miss game that has limited his playing time since ... worked in 10 games with three starts to his name ... totaled 24 tackles, including 2.5 for loss (-13 yards), to go with four quarterback hurries and a pair of pass breakups ... selected as one of the defensive players of the week by the Alabama coaches for his play against Mercer. **Miami:** Totaled a career-high six tackles in his extended playing time against the Hurricanes. **Mercer:** Made his first career start in the crimson and white ... broke up a pair of passes off the edge while adding two tackles. **Florida:** Recorded seven tackles, including one for loss (-4 yards) while adding a quarterback hurry ... made a key stop on the Gators' failed two-point conversion to keep UA in front for the eventual win. **Southern Miss:** Pressured the USM quarterback once to go with his one tackle on the night. **Ole Miss:** Made his presence known off the edge, finishing with five tackles and two quarterback hurries. **LSU:** Returned to the field for his first minutes since the Ole Miss matchup ... saw time on special teams but did not collect any stats. **New Mexico State:** Rotated in on defense while also working on special teams ... finished with two tackles, including a sack (-7 yards). **Arkansas:** Contributed snaps on defense and special teams against the Hogs. **Auburn:** Worked on defense and special teams in the Iron Bowl. **Georgia:** Recorded two stops, including half a tackle for loss against the Bulldogs.

### SANDERS' CAREER STATISTICS

Year	Tackles					Fumbles				
	G-S	TT	UT	AT	TFL	QBH	Sacks	FF	FR	PBU INT
2020	13-0	9	4	5	0-0	1	0-0	0	0-0	0 0-0
2021	10-3	24	12	12	2.5-13	4	1-7	0	0-0	2 0-0
<b>TOTAL</b>	<b>23-3</b>	<b>33</b>	<b>16</b>	<b>17</b>	<b>2.5-13</b>	<b>5</b>	<b>1-7</b>	<b>0</b>	<b>0-0</b>	<b>2 0-0</b>

### SANDERS' CAREER BESTS

Tackles	7 at Florida, 2021
Tackles for Loss	1 (twice); last vs. New Mexico State, 2021
Yards Lost	7 vs. New Mexico State, 2021
Sacks	1 vs. New Mexico State, 2021
Yards Lost	7 vs. New Mexico State, 2021
Quarterback Hurries	2 vs. Ole Miss, 2021
Pass Breakups	2 vs. Mercer, 2021



## 6 TREY SANDERS

Port Saint Joe, Fla.  
IMG Academy

RB / R-So. / 6-0 / 214 / 1L

**SOPHOMORE (2021):** Battled back from multiple injuries across his first two seasons to have himself ready for the 2021 campaign ... provides the Tide with a 1-2 punch to pair with Brian Robinson Jr. ... seen time in 11 games, rushing 56 times for 242 yards and two scores ... also caught four passes for 51 yards. **Miami:** Rushed eight times for 41 yards and a touchdown ... found the end zone from 20 yards out for his first career score. **Mercer:** Totaled 30 yards on seven carries with a long gain of 16. **Southern Miss:** Totaled 12 yards on five carries while adding one reception for a three-yard gain. **Ole Miss:** Saw time against the Rebels but did not record any stats. **Texas A&M:** Worked on special teams in College Station. **Mississippi State:** Rushed four times for 27 yards on the night. **Tennessee:** Combined for 19 yards on the ground across his three carries. **New Mexico State:** Carried a season-high 12 times for 66 yards and a score. **Arkansas:** Caught one pass for a career-long 36-yard gain to go with one rush for three yards. **Auburn:** Made a major contribution in a relief role following Brian Robinson Jr.'s injury ... rushed 10 times for 23 yards while adding two receptions for 12 yards. **Georgia:** Carried six times for 21 yards in Atlanta.

### SANDERS' CAREER STATISTICS

Year	Rushing					Receiving				
	G-S	Att.	Yds.	Avg.	TD	LP	Rec.	Yds.	Avg.	TD
2020	4-0	30	134	4.5	0	25	1	-2	-2.0	0
2021	11-0	56	242	4.3	2	20	4	51	12.8	0
<b>TOTAL</b>	<b>15-0</b>	<b>86</b>	<b>376</b>	<b>4.4</b>	<b>2</b>	<b>25</b>	<b>5</b>	<b>49</b>	<b>9.8</b>	<b>0</b>

### KICKOFF RETURNS

Year	G	No.	Yards	Avg.	TD	LP
2020	2	1	17	17.0	0	17

### SANDERS' CAREER BESTS

Rushes	12 (twice); last vs. New Mexico State, 2021
Rushing Yards	80 vs. Mississippi State, 2020
Long Rush	25 vs. Mississippi State, 2020
Touchdowns	1 (twice); last vs. New Mexico State, 2021
Receptions	2 at Auburn, 2021
Receiving Yards	36 vs. Arkansas, 2021
Long Reception	36 vs. Arkansas, 2021
Kickoff Returns	3 at Auburn, 2019
Kickoff Return Yards	17 vs. Mississippi State, 2020
Long Kickoff Return	17 vs. Mississippi State, 2020
Tackles	1 (twice); last vs. Georgia, 2021



## 27 DeVONTA SMITH

Cincinnati, Ohio  
La Salle

DB / Fr. / 6-0 / 185 / HS

- **Special Teams Player of the Week - UA Coaching Staff**  
New Mexico State


**FRESHMAN (2021):** Skilled defensive back that was originally committed to Ohio State ... seen increased playing time on special teams late in the season ... selected as one of the special teams players of the week by the UA coaching staff for his efforts against New Mexico State. **Miami:** Saw his first career minutes on special teams. **Mississippi State:** Entered late in the game on special teams. **LSU:** Worked on special teams against the Tigers. **New Mexico State:** Raced down the sideline to make a stop on kickoff coverage for his first career tackle. **Arkansas:** Earned minutes on special teams. **Auburn:** Made one tackle on special teams in the Iron Bowl. **Georgia:** Contributed to the Tide's special teams efforts against the Bulldogs.

### SMITH'S CAREER STATISTICS

Year	Tackles					Fumbles				
	G-S	TT	UT	AT	TFL	QBH	Sacks	FF	FR	PBU INT
2021	7-0	2	1	1	0-0	0	0-0	0	0-0	0 0-0

### SMITH'S CAREER BESTS

Tackles	1 (twice); last at Auburn, 2021
---------	---------------------------------



## 50 TIM SMITH

Gifford, Fla.  
Sebastian River

DL / So. / 6-4 / 320 / 1L

**SOPHOMORE (2021):** Carved out a role along the line as a freshman ... has expanded his minutes this season, playing in all 13 games with two starts ... recorded 24 tackles, including four for loss (-8 yards) and half a sack (-1 yard) to go with a pass breakup. **Miami:** Made an impact in the middle, recording two tackles, including one for a loss (-1 yard). **Mercer:** Recorded a pair of tackles along the defensive front. **Florida:** Finished with three tackles against the Gators, including half a sack (-1 yard). **Southern Miss:** Exited the game early due to injury. **Ole Miss:** Registered four tackles in the Tide's SEC home opener. **Texas A&M:** Made an impact in the middle, totaling two tackles, including one for loss (-2 yards). **Mississippi State:** Saw time along the defensive front. **Tennessee:** Recorded one tackle against the Volunteers. **LSU:** Notched one tackle on the night. **New Mexico State:** Contributed one sack (-3 yards) and a pass breakup against the Aggies.

**Arkansas:** Made his first career start, totaling one tackle on the day. **Auburn:** Got the starting nod for a second straight game ... finished with two tackles. **Georgia:** Posted a career-high five tackles in Atlanta, including half a stop for a loss (-1 yard).

#### SMITH'S CAREER STATISTICS

Year	Tackles					Fumbles				
	G-S	TT	UT	AT	TFL	QBH	Sacks	FF	FR	PBU INT
2020	10-0	14	8	6	2.5-10	1	1-8	1	2-0	0 0-0
2021	13-2	24	10	14	4-8	0	0.5-1	0	0-0	1 0-0
<b>TOTAL</b>	<b>23-2</b>	<b>38</b>	<b>18</b>	<b>20</b>	<b>6.5-18</b>	<b>1</b>	<b>1.5-9</b>	<b>1</b>	<b>2-0</b>	<b>1 0-0</b>

#### SMITH'S CAREER BESTS

Tackles	5 vs. Georgia, 2021
Tackles for Loss	1.5 at Arkansas, 2020
Yards Lost	8 at Arkansas, 2020
Sacks	1 at Arkansas, 2020
Yards Lost	8 at Arkansas, 2020
Quarterback Hurries	1 vs. Auburn, 2020
Pass Breakups	1 vs. New Mexico State, 2021
Forced Fumbles	1 vs. Mississippi State, 2020
Fumble Recoveries	1 (twice); last vs. Florida, 2020



**11**  
KRISTIAN  
STORY

Lanett, Ala.  
Lanett

DB / So. / 6-1 / 215 / SQ

**SOPHOMORE (2021):** Joined the Tide as an athlete out of high school before converting to defensive back last season ... worked in 10 games this season. **Miami:** Saw his first career playing time in the season opener. **Mercer:** Worked on special teams against the Bears. **Southern Miss:** Recorded his first career tackle as part of the Tide's defensive unit. **Ole Miss:** Saw time against the Rebels. **Texas A&M:** Entered on special teams in College Station. **Mississippi State:** Worked on special teams against the Bulldogs. **LSU:** Contributed to the Tide's special teams units. **New Mexico State:** Earned minutes on defense and special teams against the Aggies ... finished with one tackle by day's end. **Auburn:** Entered on special teams in the Iron Bowl. **Georgia:** Saw time on special teams against the Bulldogs.

#### STORY'S CAREER STATISTICS

Year	Tackles					Fumbles				
	G-S	TT	UT	AT	TFL	QBH	Sacks	FF	FR	PBU INT
2021	10-0	2	1	1	0-0	0	0-0	0	0-0	0 0-0

#### STORY'S CAREER BESTS

Tackles	1 (twice); last vs. New Mexico State, 2021
---------	--



**88**  
MAJOR  
TENNISON

Flint, Texas  
Bullard

TE / R-Sr. / 6-5 / 252 / 3L

**SENIOR (2021):** Veteran presence in the tight end room ... provides the Alabama offense with a blocking and pass-catching option. **Miami:** Saw time against the Hurricanes.

#### TENNISON'S CAREER STATISTICS

Year	G-S	Rushing					Receiving				
		Att	Yds	Avg.	TD	LP	Rec	Yds	Avg.	TD	LP
2017	5-0	0	0	0.0	0	--	2	30	15.0	0	21
2018	4-0	0	0	0.0	0	--	0	0	0.0	0	--
2019	13-1	0	0	0.0	0	--	3	21	7.0	1	12
2020	12-0	0	0	0.0	0	--	1	4	4.0	0	4
2021	1-0	0	0	0.0	0	--	0	0	0.0	0	--
<b>TOTAL</b>	<b>35-1</b>	<b>0</b>	<b>0</b>	<b>0.0</b>	<b>0</b>	<b>--</b>	<b>6</b>	<b>55</b>	<b>9.2</b>	<b>1</b>	<b>21</b>

#### TENNISON'S CAREER BESTS

Receptions	2 vs. Duke, 2019
Receiving Yards	21 vs. Mercer, 2017
Long Reception	21 vs. Mercer, 2017
Touchdowns	1 vs. Duke, 2019



**10**  
HENRY  
TO'OTO'O

Sacramento, Calif.  
De La Salle/Tennessee

LB / Jr. / 6-2 / 228 / TR

- Second Team All-SEC (Coaches)
- Walter Camp Defensive Player of the Week (Miss. State)
- SEC Defensive Player of the Week (Arkansas)
- Walter Camp Defensive Player of the Week (Arkansas)
- Defensive Player of the Week - UA Coaching Staff

**JUNIOR (2021):** One of the nation's top middle linebackers who spent his first two seasons at Tennessee ... came to the Capstone and immediately stepped in to start in the middle of the Tide defense ... earned All-SEC Second Team honors from the conference coaches ... leads UA in tackles with 102 ... fourth on the Tide defense with 8.5 tackles for loss (-41 yards) and four sacks (-29 yards) ... also added a pair of quarterback hurries, a forced fumble and one pass breakup ... named to the preseason watch lists for the Lombardi and Polynesian awards ... earned Walter Camp Defensive Player of the Week recognition for his output against Mississippi State and Arkansas ... named the SEC Defensive Player of the Week following the matchup with the Razorbacks ... selected as one of the defensive players of the week by the Alabama coaching staff for his play against Mississippi State, Tennessee, Arkansas and Georgia. **Miami:** Made the start at mike linebacker in his first game with UA ... finished

second on the defense with seven stops. **Mercer:** Tied for second on the defense with six tackles, including half a tackle for loss (-1 yard). **Florida:** Recorded nine stops against the Gators. **Southern Miss:** Finished with three tackles on the night. **Ole Miss:** Contributed 11 tackles against the Rebels ... also notched 1.5 tackles for loss (-6 yards) to go with a quarterback hurry. **Texas A&M:** Broke up one pass and recorded six tackles on the night. **Mississippi State:** Led the Alabama defense with a team-high 13 tackles ... posted 1.5 tackles for loss (-7 yards) to go with a sack (-6 yards) as part of his double-digit stops. **Tennessee:** Finished with five tackles against his former team ... also fell on a blocked punt to keep the Vols from recovering the loose ball for a touchdown. **LSU:** Forced a fumble that resulted in a turnover and an eventual touchdown for the offense ... also contributed nine tackles and a quarterback hurry. **New Mexico State:** Recorded one sack (-7 yards) as part of his three total tackles on the day. **Arkansas:** Led the Crimson Tide in tackles, matching his career-best total of 13 ... added an Alabama career-high three tackles for loss (-17 yards) and two sacks (-16 yards) to his stat line. **Auburn:** Finished as the Tide's leader in tackles, posting nine stops in the Iron Bowl ... added one tackle for loss (-3 yards) as part of UA's season-high 15 in the game. **Georgia:** Directed a Tide defense that forced two UGA turnovers and held the Bulldogs to 24 points ... tallied seven total tackles by day's end.

#### TO'OTO'O'S CAREER STATISTICS (AT ALABAMA)

Year	Tackles					Fumbles				
	G-S	TT	UT	AT	TFL	QBH	Sacks	FF	FR	PBU INT
2021	13-13	102	48	54	8.5-41	2	4-29	1	0-0	1 0-0

#### TO'OTO'O'S CAREER BESTS (AT ALABAMA)

Tackles	13 (twice); last vs. Arkansas, 2021
Tackles for Loss	3 vs. Arkansas, 2021
Yards Lost	17 vs. Arkansas, 2021
Sacks	2 vs. Arkansas, 2021
Yards Lost	16 vs. Arkansas, 2021
Quarterback Hurries	1 (twice); last vs. LSU, 2021
Pass Breakups	1 at Texas A&M, 2021
Forced Fumbles	1 vs. LSU, 2021



**15**  
DALLAS  
TURNER

Fort Lauderdale, Fla.  
St. Thomas Aquinas

LB / Fr. / 6-4 / 245 / HS

- Freshman All-American (247Sports)
- Freshman All-SEC (Coaches)
- Defensive Player of the Week - UA Coaching Staff

**FRESHMAN (2021):** One of the top-rated pass-rushers in the latest recruiting cycle ... earned Freshman All-America honors from 247Sports ... selected to the All-SEC Freshman Team by the conference coaches ... seen time in 13 games with three starts ... recorded 25 tackles, including seven for loss (-42 yards) to go with 5.5 sacks (-36 yards) ... also contributed five quarterback hurries and a fumble recovery in his rookie campaign ...


selected as a defensive player of the week by the Alabama coaching staff for his play against LSU. **Miami:** Worked on special teams and defense in the season opener. **Mercer:** Earned extended minutes against the Bears ... finished with three tackles on the day. **Florida:** Saw time on special teams in Gainesville. **Southern Miss:** Recorded one quarterback hurry and a tackle against the Golden Eagles. **Ole Miss:** Worked on special teams in the Tide's SEC home opener. **Texas A&M:** Made his first career start ... recorded five tackles, including one for loss (-5 yards) in College Station. **Mississippi State:** Provided pressure off the edge against the Bulldogs. **Tennessee:** Finished with two tackles on Homecoming night. **LSU:** Contributed in a big way in his second career start ... provided pressure off the edge with two sacks (-12 yards) as part of his five total tackles in the game. **New Mexico State:** Recorded a sack (-7 yards) as part of his two tackles on the day ... also contributed one quarterback hurry. **Arkansas:** Finished with three tackles, including half a stop for a loss (-1 yard) ... added one quarterback pressure and recovered a fumble for the Tide. **Auburn:** Provided pressure off the edge all afternoon ... totaled three tackles, including 1.5 sacks (-7 yards) to go with a quarterback hurry. **Georgia:** Registered one sack (-10 yards) to go with a quarterback pressure in the SEC Championship Game.

## TURNER'S CAREER STATISTICS

Year	Tackles					Fumbles				
	G-S	TT	UT	AT	TFL	QBH	Sacks	FF	FR	PBU INT
2021	13-3	25	11	14	7-42	5	5.5-36	0	1-0	0-0

## TURNER'S CAREER BESTS

Tackles	5 (twice); last vs. LSU, 2021
Tackles for Loss	2 vs. LSU, 2021
Yards Lost	12 vs. LSU, 2021
Sacks	2 vs. LSU, 2021
Yards Lost	12 vs. LSU, 2021
Quarterback Hurries	1 (five times); last vs. Georgia, 2021
Fumble Recoveries	1 vs. Arkansas, 2021



**17**  
PAUL  
TYSON

Trussville, Ala.  
Hewitt-Trussville

QB / R-So. / 6-5 / 228 / SQ

**SOPHOMORE (2021):** Big-bodied quarterback from the state ... provides UA with a reliable passer ... also serves as the primary holder on all field goal and PAT attempts. **Miami:** Completed his first career pass for a 10-yard gain in the season opener. **Mercer:** Finished 1-for-3 for 39 yards against the Bears. **Florida:** Continued his holding duties on special teams. **Southern Miss:** Entered late to complete 2-of-3 passes for 58 total yards. **Ole Miss:** Continued his holding duties on special teams. **Texas A&M:** Held for three PAT and three field goal makes. **Mississippi State:** Entered at quarterback late in the game but did not attempt a pass. **Tennessee:** Recorded snaps late at quarterback while continuing his duties as holder. **LSU:** Served as the holder against the Tigers. **New Mexico State:** Entered early in the second half to complete 6-of-8

passes for 43 yards. **Arkansas:** Held on all kicks against the Hogs. **Auburn:** Saw time at holder.

## TYSON'S CAREER STATISTICS

Year	Passing					Rushing				
	G-S	Com-Att	Int	Pct.	Yds	TD	LP	No.	Yds	Avg.
2019	1-0	0-0-0	0.0	0	0	0	0	0	0.0	0
2020	0-0	0-0-0	0.0	0	0	0	0	0	0.0	0
2021	12-0	10-16-0	62.5	150	0	39	0	0	0.0	0
<b>TOTAL</b>	<b>13-0</b>	<b>10-16-0</b>	<b>62.5</b>	<b>150</b>	<b>0</b>	<b>39</b>	<b>0</b>	<b>0</b>	<b>0.0</b>	<b>0</b>

## TYSON'S CAREER BESTS

Completions	6 vs. New Mexico State, 2021
Attempts	8 vs. New Mexico State, 2021
Passing Yards	58 vs. Southern Miss, 2021
Long Pass	39 vs. Mercer, 2021



**1**  
JAMESON  
WILLIAMS

St. Louis, Mo.  
Cardinal Ritter Col. Prep/OSU

WR / Jr. / 6-2 / 189 / TR

- First Team All-American - WR (Associated Press)
  - First Team All-American - WR (The Sporting News)
  - First Team All-American - WR (CBS Sports)
  - First Team All-American - AP (ESPN.com)
  - First Team All-American - WR (Pro Football Focus)
  - First Team All-American - WR (USA Today)
  - Second Team All-American - WR (AFCA)
  - Second Team All-American - RS (FWAA)
  - Second Team All-American - WR (Walter Camp)
  - SEC Co-Special Teams Player of the Year (Coaches)
  - First Team All-SEC - WR (Associated Press)
  - First Team All-SEC - WR (Coaches)
  - Second Team All-SEC - AP (Coaches)
  - Second Team All-SEC - RS (Coaches)
  - Biletnikoff Award (Finalist)
  - SEC Special Teams Player of the Week (So. Miss)
  - Offensive Player of the Week - UA Coaching Staff
  - Special Teams Player of the Week - UA Coaching Staff
- Texas A&M, LSU, Arkansas, Georgia  
Southern Miss, Mississippi State, Georgia

**JUNIOR (2021):** Wide receiver transfer from Ohio State ... inserted himself into the starting lineup immediately thanks to a standout fall camp ... hauled in an Alabama single-season record and an NCAA-leading four touchdowns of 70-plus yards this season ... also totaled 11 touchdowns of 30-plus yards or more to lead the nation ... one of 13 receivers in program history to eclipse the 1,000-yard receiving marker for a single season ... pairs with John Metchie III as only the second wide receiver duo to each eclipse 1,000 yards in the same season ... third on Alabama's single-season receiving yards list with 1,445 yards ... earned first team All-America recognition from the Associated Press and The Sporting News as a wide receiver ... also picked up first-team honors from CBS Sports, Pro Football Focus and USA Today at wideout with ESPN.com recognizing him as a first-teamer at their all-purpose slot ... garnered second team All-America accolades from the AFCA and Walter Camp as a wide receiver and from the FWAA as a return specialist ... selected as the SEC Co-Special Teams Player of the Year by the conference coaches ... earned All-SEC First Team honors as a wideout from the AP and coaches ... was also tabbed to the All-SEC Second Team by

both groups as a returner ... accumulated 1,445 receiving yards to rank fifth in Division I and pace all conference wideouts heading to Bowl season ... totaled 15 receiving touchdowns to lead the SEC and rank second nationally ... his 111.2 receiving yards per game are tops in the league and good for seventh in the country ... second in the conference and fifth in Division I with a 21.3 yards per catch average ... also second in the SEC and sixth in the country in all-purpose yards with 1,787 ... paces the UA receivers in yards and touchdowns across his 68 catches, good for second on the team ... rushed twice for five yards ... tied for second nationally with two kickoff returns for touchdowns entering the Bowls ... contributed nine total kickoff returns for a combined 337 yards and the two scores ... a finalist for the Biletnikoff Award after being added to the Midseason Watch List following Texas A&M week ... selected as the SEC Special Teams Player of the Week for his output against Southern Miss ... also earned special teams player of the week recognition from the UA coaching staff for his play against the Golden Eagles, Mississippi State and Georgia ... named one of the offensive players of the week by the Tide coaches for his efforts against Texas A&M, LSU, Arkansas and Georgia. **Miami:** Led all Tide wideouts in yards with 126 on just four catches ... added one touchdown reception from 94 yards out to tie for the second-longest receiving touchdown in program history. **Mercer:** Caught three passes for 31 yards and a touchdown. **Florida:** Totaled a team-high 61 yards on his four catches ... also returned his first pair of kickoffs on the season for a combined 51 yards. **Southern Miss:** Contributed three touchdowns on the night ... returned three kickoffs for 177 combined yards and two touchdowns ... became the first player in Alabama history to return two kickoffs for a score in the same game, one from 100 yards and one from 83 yards away ... his pair of kickoff returns were the 27th and 28th for touchdowns in school history with his 100-yarder being just the eighth occurrence in program annals ... added one reception for an 81-yard touchdown. **Ole Miss:** Led the UA pass-catchers with five receptions for 65 yards. **Texas A&M:** Finished with 10 receptions for 146 yards and two touchdowns - all team-high totals ... made an impact on nearly every catch, converting seven first downs and adding a two-point conversion to go with his pair of scores ... added one rush for a gain of four. **Mississippi State:** Returned two kickoffs for a combined 65 yards with a long of 45 that he nearly broke for a score ... also contributed on the Tide's coverage units ... finished with two receptions for 77 yards and a touchdown at wideout, as well. **Tennessee:** Posted his third 100-plus yard receiving performance of the season ... led the Tide pass-catchers in receiving yards with 123 on his six catches. **LSU:** Led all wideouts with 10 catches for 160 yards and one touchdown ... found the end zone from 58 yards out for his fifth 50-plus yard reception for a score on the season ... added 22 yards on his lone kick return and finished with 183 all-purpose yards by night's end. **New Mexico State:** Set a new season-high mark with three receiving touchdowns against the Aggies ... the three scores were part of his team-best 158 yards on six receptions. **Arkansas:** Finished with a career-best 190 yards and three touchdowns across his eight receptions ... found the end zone from 32, 40 and 79 yards away ... his 79-yard receiving score made him the first wideout in program history to record four touchdowns of 75-plus yards in a single season. **Auburn:** Had his day cut short after being flagged



for targeting ... caught two passes for 43 yards prior to his early exit. **Georgia:** Posted his seventh 100-plus yard performance of the season with 184 yards on seven catches ... the 184-yard effort was his fourth game of 150-plus yards in the last five contests ... scored twice on the afternoon on a pair of explosive plays from 67 and 55 yards away ... also contributed on special teams, making a huge stop on the Tide's first punt of the day to pin the Bulldogs deep in their own territory.

#### WILLIAMS' CAREER STATISTICS (AT ALABAMA)

Year	Rushing				Receiving			
	G-S	Att.	Yds.	Avg.	TD	LP	Rec.	Yds.
2021	13-13	2	5	2.5	0	4	68	1,445
							21.2	15
								94

#### KICKOFF RETURNS

Year	G	No.	Yards	Avg.	TD	LP
2021	12	9	337	37.4	2	100

#### WILLIAMS' CAREER BESTS (AT ALABAMA)

Receptions	10 (twice); last vs. LSU, 2021
Receiving Yards	190 vs. Arkansas, 2021
Long Reception	94 vs. Miami, 2021
Touchdowns	3 (twice); last vs. Arkansas, 2021
Two-Point Conversion	1 at Texas A&M, 2021
Rushes	1 (twice); last vs. LSU, 2021
Rushing Yards	4 at Texas A&M, 2021
Long Rush	4 at Texas A&M, 2021
Kickoff Returns	3 vs. Southern Miss, 2021
Kickoff Return Yards	177 vs. Southern Miss, 2021
Long Kickoff Return	100 vs. Southern Miss, 2021
Touchdowns (Kickoff Return)	2 vs. Southern Miss, 2021
Tackles	1 (four times); last vs. Georgia, 2021



**3**  
**DANIEL**  
**WRIGHT**

Fort Lauderdale, Fla.  
Boyd Anderson

DB / R-Sr. / 6-1 / 195 / 3L

**SENIOR (2021):** Experienced defensive back who can play multiple positions ... also serves as a special teams stalwart ... recorded 26 tackles, including one sack (-4 yards), to go with three pass breakups and a quarterback pressure. **Miami:** Finished with four tackles and a pass breakup in Atlanta. **Mercer:** Recorded three stops to go with a pass breakup against the Bears. **Florida:** Worked on defense and special teams in Gainesville. **Southern Miss:** Notched three tackles against the Golden Eagles. **Ole Miss:** Pressured the quarterback once on the night. **Texas A&M:** Saw time against the Aggies. **Mississippi State:** Made the start in Starkville, finishing with five tackles on the night. **Tennessee:** Recorded three tackles in his start against the Vols. **LSU:** Posted one tackle on the night. **New Mexico State:** Broke up one pass while adding two tackles by day's end. **Arkansas:** Recorded two stops on Senior Day. **Auburn:** Contributed one sack (-4 yards) as part of his two total stops in Iron Bowl. **Georgia:** Posted one tackle against the Bulldogs.

#### WRIGHT'S CAREER STATISTICS

Year	Tackles				Fumbles			
	G-S	TT	UT	AT	TFL	QBH	Sacks	FF
2017	14-0	10	4	6	0-0	0	0-0	0
2018	4-0	8	5	3	0-0	0	0-0	0
2019	13-0	8	3	5	0-0	0	0-0	0
2020	13-10	60	43	17	1-1	1	0-0	0
2021	13-2	26	15	11	1-4	1	1-4	0
<b>TOTAL</b>	<b>57-12</b>	<b>112</b>	<b>70</b>	<b>42</b>	<b>2-5</b>	<b>2</b>	<b>1-4</b>	<b>0</b>

#### WRIGHT'S CAREER BESTS

Tackles	11 at Missouri, 2020
Tackles for Loss	1 (twice); last at Auburn, 2021
Yards Lost	4 at Auburn, 2021
Sacks	1 at Auburn, 2021
Yards Lost	4 at Auburn, 2021
Quarterback Hurries	1 (twice); last vs. Ole Miss, 2021
Interceptions	1 (twice); last vs. Georgia, 2020
Return Yards	47 vs. Texas A&M, 2020
Touchdowns (INT return)	1 vs. Texas A&M, 2020
Pass Breakups	2 vs. Arkansas State, 2018



**90**  
**STEPHON**  
**WYNN JR.**

Anderson, S.C.  
IMG Academy

DL / R-Jr. / 6-4 / 310 / 1L

**JUNIOR (2021):** Contributes in a rotational role along the defensive front ... seen time in seven games. **Miami:** Recorded two tackles against the Hurricanes. **Mercer:** Finished with two stops up front in the Tide's home opener. **Southern Miss:** Saw time against the Golden Eagles. **Ole Miss:** Entered off the bench for extended minutes against the Rebels. **Mississippi State:** Recorded one tackle along the defensive front. **New Mexico State:** Entered as a blocker on PAT tries for the first time in his career ... also added one quarterback hurry along the defensive front. **Arkansas:** Contributed significant minutes to the defensive line rotation against the Hogs.

#### WYNN JR.'S CAREER STATISTICS

Year	Tackles				Fumbles			
	G-S	TT	UT	AT	TFL	QBH	Sacks	FF
2018	3-0	3	1	2	0-0	0	0-0	0
2019	9-0	7	1	6	0-0	0	0-0	0
2020	2-0	1	0	1	0-0	0	0-0	0
2021	7-0	5	1	4	0-0	1	0-0	0
<b>TOTAL</b>	<b>21-0</b>	<b>16</b>	<b>3</b>	<b>13</b>	<b>0-0</b>	<b>1</b>	<b>0-0</b>	<b>0</b>

#### WYNN JR.'S CAREER BESTS

Tackles	2 (five times); last vs. Mercer, 2021
Quarterback Hurries	1 vs. New Mexico State, 2021



**9**  
**BRUCE**  
**YOUNG**

Pasadena, Calif.  
Mater Dei

QB / So. / 6-0 / 194 / 1L

- Heisman Trophy (Winner)
  - Associated Press Player of the Year
  - The Sporting News Player of the Year
  - Davey O'Brien Award (Winner)
  - Maxwell Award (Winner)
  - First Team All-American (Associated Press)
  - First Team All-American (FWAA)
  - First Team All-American (The Sporting News)
  - First Team All-American (CBS Sports)
  - First Team All-American (ESPN.com)
  - First Team All-American (Pro Football Focus)
  - First Team All-American (USA Today)
  - Second Team All-American (AFCA)
  - Second Team All-American (Walter Camp)
  - SEC Offensive Player of the Year (Associated Press)
  - SEC Offensive Player of the Year (Coaches)
  - First Team All-SEC (Associated Press)
  - First Team All-SEC (Coaches)
  - Manning Award (Finalist)
  - Walter Camp Player of the Year (Finalist)
  - Davey O'Brien Great 8 of the Week (Miami)
  - Manning Stars of the Week List (Miami)
  - Davey O'Brien National QB of the Week (Miami)
  - SEC Offensive Player of the Week (Miami)
  - Davey O'Brien Great 8 of the Week (So. Miss)
  - Davey O'Brien Great 8 of the Week (Mississippi State)
  - Manning Stars of the Week List (Mississippi State)
  - Davey O'Brien Great 8 of the Week (Tennessee)
  - Manning Stars of the Week List (Tennessee)
  - SEC Offensive Player of the Week (Tennessee)
  - Manning Stars of the Week List (Arkansas)
  - Maxwell Award Player of the Week (Arkansas)
  - SEC Offensive Player of the Week (Arkansas)
  - Offensive Player of the Week - UA Coaching Staff
- Miami, Southern Miss, Mississippi State, Tennessee, New Mexico State, Arkansas, Georgia

**SOPHOMORE (2021):** Earned the starting job at quarterback after spending his freshman season backing up Mac Jones ... selected as one of the Crimson Tide's permanent team captains for the 2021 campaign ... recipient of the Heisman Trophy, the Crimson Tide's fourth winner since 2009 and second in as many seasons ... also recognized as college football's Player of the Year by the Associated Press and The Sporting News ... winner of the Maxwell Award, recognizing college football's top player ... claimed the Davey O'Brien Award, presented annually to the nation's top quarterback ... finalist for the Manning Award that goes to the nation's top quarterback ... consensus first team All-American by the AP, FWAA and TSN ... also received first-team honors from CBS Sports, ESPN.com, Pro Football Focus and USA Today ... picked up second team All-America accolades from the AFCA and Walter Camp ... the SEC Offensive Player of the Year by both the AP and the conference coaches ... also named to the league's first team by both groups ... leads the SEC and ranks second nationally with 43 passing touchdowns heading to Bowl season ... third in the conference and fifth in Division I in pass efficiency rating at 175.5 ... thrown for 4,322 yards, a total that is second in the conference and fourth in the country ... ranks fourth in the SEC and



16th nationally in completion percentage at 68.0 ... is 314-of-462 with 43 scores compared to four interceptions through 13 starts ... rushed 71 times with three touchdowns ... was a finalist for the Walter Camp Player of the Year Award ... selected as a midseason All-American by the AP ... added to the watch lists for the O'Brien, Maxwell and Manning awards at midseason ... earned Davey O'Brien 'Great 8' recognition for his efforts against Miami, Southern Miss, Mississippi State and Tennessee ... was also named one of the Manning Stars of the Week for his play against the Hurricanes, at State and against UT and Arkansas ... tabbed the Davey O'Brien National Quarterback of the Week after his first start in Atlanta ... earned Maxwell Award Player of the Week accolades for his record-setting day against Arkansas ... selected as the SEC Offensive Player of the Week for his performances against Miami, Tennessee and Arkansas ... also named one of the offensive players of the week by the Alabama coaches for his play against Miami, Southern Miss, Mississippi State, Tennessee, New Mexico State, Arkansas and Georgia. **Miami:** Impressed in his first career start, finishing 27-of-38 for 344 yards and four touchdowns ... connected from 37, 9, 25 and 94 yards out for his scores ... his 344 yards and four touchdowns were the most by a Crimson Tide quarterback in his starting debut ... added two rushes for no gain. **Mercer:** Totaled three touchdowns and 227 yards on 19-of-27 passing ... added two rushes for one yard. **Florida:** Helped the Tide jump out to an early lead with three first-quarter touchdown passes ... finished 22-of-35 for 240 yards to go with four rushes for no gain. **Southern Miss:** Finished 20-of-22 for 313 yards and five touchdowns ... his 90.9 completion percentage set a then-school single-game record (minimum 20 completions) ... the five scores tied for the second-most touchdowns in a single game in UA history. **Ole Miss:** Kept the offense rolling with a 20-of-26 performance that included 241 yards and two touchdowns. **Texas A&M:** Threw for 369 yards and three touchdowns with an interception on 28-of-48 passing ... added seven rushes for no gain. **Mississippi State:** Earned multiple national honors for his efficient night in Starkville ... finished 20-of-28 for 348 yards and four touchdowns ... contributed with his legs as well, rushing for 34 combined yards while converting two first downs. **Tennessee:** Threw for 371 yards with two touchdowns on 31-of-43 passing ... gained another 56 yards and scored twice across his eight rushing attempts ... converted 12 first downs in the game with eight through the air and four on the ground. **LSU:** Finished his night 24-of-37 for 302 yards and two touchdowns ... added nine rushes for no gain. **New Mexico State:** Put together an efficient effort, finishing 21-of-23 for 270 yards and a career-high tying five touchdowns ... completed his first 13 throws on the way to posting an Alabama single-game completion percentage record at 91.3 (minimum 20 completions) ... the 91.3 topped his previous program-best mark that he set earlier this year against Southern Miss ... also rushed four times for seven yards on the day. **Arkansas:** Threw for five touchdowns in a game for the third time this season ... completed 31-of-40 passes for 559 yards and his five scores ... broke the Alabama school record for passing yards in a single game, a record that had stood for 52 years ... recorded 13 passes of 20 yards or more, including touchdowns from 20, 79, 32 and 40 yards away. **Auburn:** Finished his day 25-of-51 for 317 yards and two touchdowns with one interception in the Iron Bowl ... orchestrated a late-game comeback after starting slow ... accumulated

242 passing yards on 17-of-31 passing across the final seven drives of the game to help UA post 20 points across the fourth quarter and four overtimes. **Georgia:** Earned Most Valuable Player honors in the win over the top-ranked Bulldogs ... recorded three touchdowns and 421 yards through the air on 26-of-44 passing ... added three rushes for 40 yards with a score on the ground ... set the SEC Championship Game record for passing yards and total offense (461) with his impressive performance.

#### YOUNG'S CAREER STATISTICS

Year	Passing					Rushing				
	G-S	Com-Att	Int	Pct.	Yds.	TD	LP	No.	Yds.	Avg.
2020	9-0	13-22-0	59.1	156	1	35	9	-23	-2.6	0 12
2021	13-13	314-462-4	68.0	4,322	43	94	71	31	0.4	3 16
<b>TOTAL</b>	<b>22-13</b>	<b>327-484-4</b>	<b>67.6</b>	<b>4,478</b>	<b>44</b>	<b>94</b>	<b>80</b>	<b>8</b>	<b>0.1</b>	<b>3 16</b>

#### YOUNG'S CAREER BESTS

Completions	31 (twice); last vs. Arkansas, 2021
Attempts	51 at Auburn, 2021
Passing Yards	559 vs. Arkansas, 2021
Long Pass	94 vs. Miami, 2021
Touchdowns	5 (three times); last vs. Arkansas, 2021
Rushes	11 at Auburn, 2021
Rushing Yards	42 vs. Tennessee, 2021
Long Rush	16 (twice); last vs. Arkansas, 2021
Touchdowns	2 vs. Tennessee, 2021



**47**  
BYRON  
YOUNG

Laurel, Miss.  
West Jones

DL / Jr. / 6-3 / 292 / 2L

**JUNIOR (2021):** Experienced defensive end who has seen time as both a starter and in a rotational role ... totaled 37 tackles, including nine for loss (-27 yards) to rank third on the team in that category ... also posted two sacks (-11 yards) and a pair of quarterback hurries. **Miami:** Totaled three tackles in the season opener. **Mercer:** Had a big afternoon against the Bears ... recorded four tackles, including two for loss (-7 yards) ... also posted his first sack of the season (-6 yards). **Florida:** Recorded four tackles in The Swamp, including one for loss (-4 yards). **Southern Miss:** Finished with one tackle for loss (-2 yards) against the Golden Eagles. **Ole Miss:** Spent the night in the Rebel backfield, recording 1.5 tackles for loss (-4 yards) as part of his four total stops ... also added one quarterback pressure. **Texas A&M:** Totaled one stop against the Aggies. **Mississippi State:** Made an impact up front in Starkville ... finished with 1.5 tackles for loss (-5 yards) and one sack (-5 yards) as part of his three total tackles on the night. **Tennessee:** Recorded one tackle against the Vols, combining for half a tackle for loss (-1 yard). **LSU:** Finished with five tackles on the night. **New Mexico State:** Registered one stop against the Aggies. **Arkansas:** Made the start against the Hogs, finishing with four total stops. **Auburn:** Earned the start for a second straight game ... contributed four total tackles, including 1.5 for loss (-6 yards) ... also added a quarterback hurry. **Georgia:** Registered three tackles, including half a stop for loss, in his start against the Bulldogs.

#### YOUNG'S CAREER STATISTICS

Year	Tackles					Fumbles				
	G-S	TT	UT	AT	TFL	QBH	Sacks	FF	FR	PBU INT
2019	13-5	23	6	17	1.5-7	1	1-7	0	0-0	1 0-0
2020	13-1	29	11	18	6.5-18	0	1-7	0	1-0	0 0-0
2021	13-5	37	17	20	9-27	2	2-11	0	0-0	0 0-0
<b>TOTAL</b>	<b>39-11</b>	<b>89</b>	<b>34</b>	<b>55</b>	<b>17-52</b>	<b>3</b>	<b>4-25</b>	<b>0</b>	<b>1-0</b>	<b>1 0-0</b>

#### YOUNG'S CAREER BESTS

Tackles	7 at Arkansas, 2020
Tackles for Loss	2 vs. Mercer, 2021
Yards Lost	7 (three times); last vs. Mercer, 2021
Sacks	1 (three times); last at Mississippi State, 2021
Yards Lost	7 vs. Western Carolina, 2019
Quarterback Hurries	1 (three times); last at Auburn, 2021
Pass Breakups	1 vs. Michigan, 2019
Fumble Recoveries	1 at Arkansas, 2020



# BOWL BOUND

**TOTAL BOWL/POSTSEASON GAMES: 68/73**

**BOWL WINS: \*40 LOSSES: 25 TIES: 3**

Year	Bowl	Result
1926	Rose	Alabama 20, Washington 19
1927	Rose	Alabama 7, Stanford 7
1931	Rose	Alabama 24, Washington State 0
1935	Rose	Alabama 29, Stanford 13
1938	Rose	California 13, Alabama 0
1942	Cotton	Alabama 29, Texas A&M 21
1943	Orange	Alabama 37, Boston College 21
1945	Sugar	Duke 29, Alabama 26
1946	Rose	Alabama 34, USC 14
1948	Sugar	Texas 27, Alabama 7
1953	Orange	Alabama 61, Syracuse 6
1954	Cotton	Rice 28, Alabama 6
1959	Liberty	Penn State 7, Alabama 0
1960	Bluebonnet	Alabama 3, Texas 3
1962	Sugar	Alabama 10, Arkansas 3
1963	Orange	Alabama 17, Oklahoma 0
1964	Sugar	Alabama 12, Mississippi 7
1965	Orange	Texas 21, Alabama 17
1966	Orange	Alabama 39, Nebraska 28
1967	Sugar	Alabama 34, Nebraska 7
1968	Cotton	Texas A&M 20, Alabama 16
1968	Gator	Missouri 35, Alabama 10
1969	Liberty	Colorado 47, Alabama 33
1970	Bluebonnet	Alabama 24, Oklahoma 24
1972	Orange	Nebraska 38, Alabama 6
1973	Cotton	Texas 17, Alabama 13
1973	Sugar	Notre Dame 24, Alabama 23
1975	Orange	Notre Dame 13, Alabama 11
1975	Sugar	Alabama 13, Penn State 6
1976	Liberty	Alabama 36, UCLA 6
1978	Sugar	Alabama 35, Ohio State 6
1979	Sugar	Alabama 14, Penn State 7
1980	Sugar	Alabama 24, Arkansas 9
1981	Cotton	Alabama 30, Baylor 2
1982	Cotton	Texas 14, Alabama 12
1982	Liberty	Alabama 21, Illinois 15
1983	Sun	Alabama 28, SMU 7
1985	Aloha	Alabama 24, USC 3
1986	Sun	Alabama 28, Washington 6
1988	Hall of Fame	Michigan 28, Alabama 24
1988	Sun	Alabama 29, Army 28
1990	Sugar	Miami 33, Alabama 25
1991	Fiesta	Louisville 34, Alabama 7
1991	Blockbuster	Alabama 30, Colorado 25
1993	Sugar	Alabama 34, Miami 13
1993	Gator	Alabama 24, North Carolina 10
1995	Citrus	Alabama 24, Ohio State 17
1997	Outback	Alabama 17, Michigan 14
1998	Music City	Virginia Tech 38, Alabama 7
2000	Orange	Michigan 35, Alabama 34 (OT)
2001	Independence	Alabama 14, Iowa State 13
2004	Music City	Minnesota 20, Alabama 16
*2005	Cotton	Alabama 13, Texas Tech 10
2006	Independence	Oklahoma State 34, Alabama 31
2007	Independence	Alabama 30, Colorado 24
2009	Sugar	Utah 31, Alabama 17
2010	BCS National Championship	Alabama 37, Texas 21
2011	Capital One	Alabama 49, Michigan State 7
2012	BCS National Championship	Alabama 21, LSU 0
2013	BCS National Championship	Alabama 42, Notre Dame 14
2014	Sugar	Oklahoma 45, Alabama 31
2015	CFP Semifinal (Sugar Bowl)	Ohio State 42, Alabama 35
2015	CFP Semifinal (Cotton Bowl)	Alabama 38, Michigan State 0
2016	CFP National Championship	Alabama 45, Clemson 40
2016	CFP Semifinal (Peach Bowl)	Alabama 24, Washington 7
2017	CFP National Championship	Clemson 35, Alabama 31
2018	CFP Semifinal (Sugar Bowl)	Alabama 24, Clemson 6
2018	CFP National Championship	Alabama 26, Georgia 23 (OT)
2018	CFP Semifinal (Orange Bowl)	Alabama 45, Oklahoma 34
2019	CFP National Championship	Clemson 44, Alabama 16
2020	Vrbo Citrus	Alabama 35, Michigan 16
2021	CFP Semifinal (Rose Bowl)	Alabama 31, Notre Dame 14
2021	CFP National Championship	Alabama 52, Ohio State 24

\*Vacated per NCAA ruling

## BOWL GAME/CFP APPEARANCES [BY GAME]

16 – Sugar	2 – Gator
9 – Orange	2 – Music City
8 – Cotton	1 – Aloha
7 – Rose	1 – Blockbuster
5 – CFP Championship Game	1 – Capital One
4 – Liberty	1 – Chick-Fil-A Peach
3 – BCS National Championship Game	1 – Fiesta
3 – Independence	1 – Hall of Fame
3 – Sun	1 – Outback
2 – Bluebonnet	
2 – Citrus	

## ALL-TIME BOWL/CFP OPPONENTS

Opponent	Bowl Record
Arkansas	2-0
Army	1-0
Baylor	1-0
Boston College	1-0
California	0-1
Clemson	2-2
Colorado	2-1
Duke	0-1
Georgia	1-0
Illinois	1-0
Iowa State	1-0
LSU	1-0
Louisville	0-1
Miami	1-1
Michigan	2-2
Michigan State	2-0
Minnesota	0-1
Ole Miss	1-0
Missouri	0-1
Nebraska	2-1
North Carolina	1-0
Notre Dame	2-2
Ohio State	3-1
Oklahoma	2-1-1
Oklahoma State	0-1
Penn State	2-1
Rice	0-1
USC	2-0
SMU	1-0
Stanford	1-0-1
Syracuse	1-0
Texas	1-4-1
Texas A&M	1-1
*Texas Tech	1-0
Utah	0-1
UCLA	1-0
Virginia Tech	0-1
Washington	3-0
Washington State	1-0

\*later vacated per NCAA ruling

## BOWL/CFP OPPONENTS VS. CONFERENCES

Conference	UA Record
ACC	4-3 (.571)
Big East	1-2 (.333)
Big Ten	8-4 (.667)
Big 12	*11-9-1 (.548)
Mountain West	0-1 (.000)
Pac-12	8-1-1 (.850)
SEC	3-0 (1.000)
Independents	6-4 (.600)

\*Actual record is 10-10-1. 2006 Cotton Bowl win over Texas Tech was later vacated per NCAA ruling



## CFP NATIONAL CHAMPIONSHIP

Various Sites  
Record: Won 3, Lost 2

2016	Alabama 45, Clemson 40
2017	Clemson 35, Alabama 31
2018	Alabama 26, Georgia 23 (OT)
2019	Clemson 44, Alabama 16
2021	Alabama 52, Ohio State 24

### Outstanding Player Award

2016	Tight End O.J. Howard (Offense)
	Safety Eddie Jackson (Defense)
2018	Quarterback Tua Tagovailoa (Offense)
	Defensive Lineman Da'Ron Payne (Defense)
2021	Wide Receiver DeVonta Smith (Offense)
	Defensive Lineman Christian Barmore (Defense)

## BCS NATIONAL CHAMPIONSHIP

Various Sites  
Record: Won 3, Lost 0

2010	Alabama 37, Texas 21
2012	Alabama 21, LSU 0
2013	Alabama 42, Notre Dame 14

### Outstanding Player Award

2010	Running Back Mark Ingram (Offense)
	Defensive Tackle Marcell Dareus (Defense)
2012	Quarterback AJ McCarron (Offense)
	Linebacker Courtney Upshaw (Defense)
2013	Running Back Eddie Lacy (Offense)
	Linebacker C.J. Mosley (Defense)

## THE ORANGE BOWL

Miami, Florida  
Record: Won 5, Lost 4

1943	Alabama 37, Boston College 21
1953	Alabama 61, Syracuse 6
1963	Alabama 17, Oklahoma 0
1965	Texas 21, Alabama 17
1966	Alabama 39, Nebraska 28
1972	Nebraska 38, Alabama 6
1975	Notre Dame 13, Alabama 11
2000	Michigan 35, Alabama 34 (OT)
2018	Alabama 45, Oklahoma 34

### Outstanding Player Award

1963	Linebacker Lee Roy Jordan
1965	Quarterback Joe Namath
1966	Quarterback Steve Sloan
1975	End Leroy Cook (Defense)
2018	Quarterback Tua Tagovailoa (Offense)
	Safety Xavier McKinney (Defense)

## THE COTTON BOWL

Dallas, Texas  
\*Record: Won 3, Lost 4

1942	Alabama 29, Texas A&M 21
1954	Rice 28, Alabama 6
1968	Texas A&M 20, Alabama 16
1973	Texas 17, Alabama 13
1981	Alabama 30, Baylor 2
1982	Texas 14, Alabama 12
*2006	Alabama 13, Texas Tech 10
2015	Alabama 38, Michigan State 0

\*Vacated per NCAA ruling

### Outstanding Player Award

1942	End Holt Rast, Tackle Don Whitmire, and Halfback Jimmy Nelson
1981	Halfback Major Ogilvie and Middle Guard Warren Lyles
1982	Linebacker Robbie Jones
2006	Quarterback Brodie Croyle (Offense)
	Linebacker DeMeco Ryans (Defense)
2015	Running Back Derrick Henry (Offense)
	Defensive Back Cyrus Jones (Defense)

## THE SUGAR BOWL

New Orleans, Louisiana  
Record: Won 9, Lost 7

1945	Duke 29, Alabama 26
1948	Texas 27, Alabama 7
1962	Alabama 10, Arkansas 3
1964	Alabama 12, Ole Miss 7
1967	Alabama 34, Nebraska 7
1973	Notre Dame 24, Alabama 23
1975	Alabama 13, Penn State 6
1978	Alabama 35, Ohio State 6
1979	Alabama 14, Penn State 7
1980	Alabama 24, Arkansas 9
1990	Miami (Fla.) 33, Alabama 25
1993	Alabama 34, Miami (Fla.) 13
2009	Utah 31, Alabama 17
2014	Oklahoma 45, Alabama 31
2015	Ohio State 42, Alabama 35 (CFP Semifinal)
2017	Alabama 24, Clemson 6 (CFP Semifinal)

### Outstanding Player Award

1962	Fullback Mike Fracchia
1964	Field Goal Kicker Tim Davis
1967	Quarterback Ken Stabler
1975	Quarterback Richard Todd
1978	Quarterback Jeff Rutledge
1979	Linebacker Barry Krauss
1980	Halfback Major Ogilvie
1993	Tailback Derrick Lassic
2018	Quarterback Jalen Hurts (Offense)
	Defensive Lineman Da'Ron Payne (Defense)

## THE ROSE BOWL

Pasadena, California  
Record: Won 5, Lost 1, Tied 1

1926	Alabama 20, Washington 19
1927	Alabama 7, Stanford 7
1931	Alabama 24, Washington State 0
1935	Alabama 29, Stanford 13
1938	California 13, Alabama 0
1946	Alabama 34, USC 14
#2021	Alabama 31, Notre Dame 14

### Outstanding Player Award

1926	Back Johnny Mack Brown
1927	Tackle Fred Pickhard
1931	Back John Campbell
1935	Back Millard "Dixie" Howell
1946	Back Harry Gilmer
2021	Wide Receiver DeVonta Smith (Offensive)
	Defensive Back Patrick Surtain II (Defensive)

#Played in Arlington, Texas

## THE GATOR BOWL

Jacksonville, Florida  
Record: Won 1, Lost 1

1968	Missouri 35, Alabama 10
1993	Alabama 24, North Carolina 10

### Outstanding Player Award

1993	Quarterback Brian Burgdorf
------	----------------------------

## THE BLOCKBUSTER BOWL

Ft. Lauderdale, Florida  
Record: Won 1, Lost 0

1991	Alabama 30, Colorado 25
------	-------------------------

### Outstanding Player Award

1991	Receiver/Punt Returner David Palmer
------	-------------------------------------

## THE LIBERTY BOWL

Philadelphia & Memphis  
Record: Won 2, Lost 2

1959	Penn State 7, Alabama 0
1969	Colorado 47, Alabama 33
1976	Alabama 36, UCLA 6
1982	Alabama 21, Illinois 15

### Outstanding Player Award

1976	Linebacker Barry Krauss
1982	Defensive Back Jeremiah Castille

## THE BLUEBONNET BOWL

Houston, Texas  
Record: Won 0, Lost 0, Tied 2

1960	Alabama 3, Texas 3
1970	Alabama 24, Oklahoma 24

### Outstanding Player Award

1960	Linebacker Lee Roy Jordan (Defensive Player)
1970	Linebacker Jeff Rouzie (Defensive Player)



## THE SUN BOWL

El Paso, Texas

Record: Won 3, Lost 0

1983 Alabama 28, SMU 7  
1986 Alabama 28, Washington 6  
1988 Alabama 29, Army 28

### Outstanding Player Award

1983 Quarterback Walter Lewis  
1983 Center Wes Neighbors  
1986 Linebacker Cornelius Bennett  
1988 Quarterback David Smith (Player)  
Linebacker Derrick Thomas (Lineman)

## THE ALOHA BOWL

Honolulu, Hawai'i

Record: Won 1, Lost 0

1985 Alabama 24, USC 3

### Outstanding Player Award

1985 Halfback Gene Jelks (Offense)  
1985 Linebacker Cornelius Bennett (Defense)

## THE CITRUS BOWL

Orlando, Florida

Record: Won 2, Lost 0

1995 Alabama 24, Ohio State 17  
2020 Alabama 35, Michigan 16

### Outstanding Player Award

1995 Tailback Sherman Williams (Offense)  
2019 Wide Receiver Jerry Jeudy

## CAPITAL ONE BOWL

Orlando, Florida

Record: Won 1, Lost 0

2011 Alabama 49, Michigan State 7

### Outstanding Player Award

2011 Linebacker Courtney Upshaw

## THE HALL OF FAME BOWL

Tampa, Florida

Record: Won 0, Lost 1

1988 Michigan 28, Alabama 24

## THE FIESTA BOWL

Tempe, Arizona

Record: Won 0, Lost 1

1991 Louisville 34, Alabama 7

## THE MUSIC CITY BOWL

Nashville, Tennessee

Record: Won 0, Lost 2

1998 Virginia Tech 38, Alabama 7  
2004 Minnesota 20, Alabama 16

## THE OUTBACK BOWL

Tampa, Florida

Record: Won 1, Lost 0

1997 Alabama 17, Michigan 14

### Outstanding Player Award

1997 Linebacker Dwayne Rudd

## THE INDEPENDENCE BOWL

Shreveport, Louisiana

Record: Won 2, Lost 1

2001 Alabama 14, Iowa State 13  
2006 Oklahoma State 34, Alabama 31  
2007 Alabama 30, Colorado 24

### Co-Defensive Player Award

2001 Strong Safety Wayne Bacon

### Outstanding Player Award

2007 Quarterback John Parker Wilson

## THE PEACH BOWL

Atlanta, Georgia

Record: Won 1, Lost 0

2016 Alabama 24, Washington 7

### Most Valuable Player Award

2016 Running Back Bo Scarbrough (Offense)  
Linebacker Ryan Anderson (Defense)

## ALABAMA BOWL/CFP RECORDS TEAM BESTS

### FIRST DOWNS

#### Most Total First Downs

33..... vs. Ohio State, 2021 CFP National Championship  
29..... vs. Army, 1988 Sun  
29..... vs. Nebraska, 1966 Orange  
28..... vs. Oklahoma, 2018 CFP Semifinal (Orange)  
28..... vs. Notre Dame, 2013 BCS National Championship  
28..... vs. Ohio State, 1995 Citrus  
28..... vs. Michigan, 1988 Hall of Fame

#### Fewest Total First Downs

1..... vs. Texas A&M, 1942 Cotton  
4..... vs. Texas, 1960 Bluebonnet  
6..... vs. Missouri, 1968 Gator  
7..... vs. Texas, 1948 Sugar  
8..... vs. Penn State, 1959 Liberty

#### Most First Downs Rushing

17..... vs. Ohio State, 1978 Sugar  
17..... vs. UCLA, 1976 Liberty  
16..... vs. Syracuse, 1953 Orange  
14..... vs. North Carolina, 1993 Gator  
14..... vs. USC, 1985 Aloha  
14..... vs. Arkansas, 1980 Sugar  
14..... vs. Nebraska, 1966 Orange

#### Fewest First Downs Rushing

0..... vs. Arkansas, 1962 Sugar  
0..... vs. Texas A&M, 1942 Cotton  
1..... vs. Minnesota, 2004 Music City  
2..... vs. Texas, 1960 Bluebonnet  
3..... vs. Miami (Fla.), 1990 Sugar  
3..... vs. Notre Dame, 1975 Orange  
3..... vs. Missouri, 1968 Gator

#### Most First Downs Passing

23..... vs. Army, 1988 Sun  
22..... vs. Ohio State, 2021 CFP National Championship  
18..... vs. Michigan, 1988 Hall of Fame  
16..... vs. Oklahoma, 2018 CFP Semifinal (Orange)  
15..... vs. Notre Dame, 2021 CFP Semifinal (Rose)  
14..... vs. Notre Dame, 2013 BCS National Championship  
14..... vs. Texas, 1965 Orange

#### Fewest First Downs Passing

1..... vs. Miami (Fla.), 1993 Sugar  
1..... vs. Ole Miss, 1964 Sugar  
1..... vs. Penn State, 1959 Liberty  
1..... vs. Texas A&M, 1942 Cotton  
2..... vs. Missouri, 1968 Gator  
2..... vs. Texas, 1960 Bluebonnet

#### Most First Downs By Penalty

4..... vs. Miami (Fla.), 1990 Sugar  
4..... vs. Colorado, 1969 Liberty  
3..... vs. SMU, 1983 Sun  
3..... vs. Texas A&M, 1968 Cotton  
3..... vs. Nebraska, 1966 Orange

#### Fewest First Downs By Penalty

0..... 24 times – most recent: vs. Clemson, 2019 CFP National Championship (Others vs. Oklahoma, 2018 CFP Semifinal (Orange); vs. Washington, 2016 CFP Semifinal (Peach); vs. Oklahoma, 2014 Sugar; vs. LSU, 2012 BCS National Championship; vs. Colorado, 2007 Independence; vs. Iowa State, 2001 Independence; vs. Michigan, 2000 Orange; vs. Virginia Tech, 1998 Music City; vs. Michigan, 1997 Outback; vs. Colorado, 1991 Blockbuster; vs. Michigan, 1988 Hall of Fame; vs. Illinois, 1982 Liberty; vs. Texas, 1982 Cotton; vs. Penn State, 1975 Sugar; vs. Notre Dame, 1975 Orange; vs. Texas, 1973 Cotton; vs. Nebraska, 1972 Orange; vs. Nebraska, 1967 Sugar; vs. Texas, 1965 Orange; vs. Oklahoma, 1963 Orange; vs. Arkansas, 1962 Sugar; vs. Texas, 1960 Bluebonnet; vs. Penn State, 1959 Liberty)

### TOTAL OFFENSE

#### Most Total Yards

621..... vs. Ohio State, 2021 CFP National Championship  
586..... vs. Syracuse, 1953 Orange  
546..... vs. Michigan State, 2011 Capital One  
529..... vs. Notre Dame, 2013 BCS National Championship  
528..... vs. Oklahoma, 2018 CFP Semifinal (Orange)

#### Fewest Total Yards

23..... vs. Missouri, 1968 Gator  
75..... vs. Texas A&M, 1968 Cotton  
98..... vs. Stanford, 1927 Rose  
103..... vs. Texas, 1948 Sugar  
131..... vs. Penn State, 1959 Liberty

#### Most Yards Per Play

10.6..... vs. Stanford, 1935 Rose  
..... 36 plays, 383 yards  
8.7..... vs. Michigan, 2020 Citrus  
..... 55 plays, 480 yards  
8.7..... vs. Syracuse, 1953 Orange  
..... 67 plays, 586 yards  
8.1..... vs. Michigan State, 2011 Capital One  
..... 67 plays, 546 yards  
7.9..... vs. Notre Dame, 2021 CFP Semifinal (Rose)  
..... 55 plays, 437 yards  
7.9..... vs. Oklahoma, 2014 Sugar  
..... 65 plays, 516 yards

#### Fewest Yards Per Play

0.4..... vs. Missouri, 1968 Gator  
..... 56 plays, 23 yards  
2.27..... vs. Texas A&M, 1942 Cotton  
..... 33 plays, 75 yards  
2.28..... vs. Texas, 1948 Sugar  
..... 45 plays, 103 yards  
2.6..... vs. Stanford, 1927 Rose  
..... 38 plays, 98 yards  
2.8..... vs. Louisville, 1991 Fiesta  
..... 68 plays 189 yards

### RUSHING

#### Most Rush Attempts

68..... vs. Ohio State, 1978 Sugar  
67..... vs. Baylor, 1981 Cotton  
64..... vs. Colorado, 1991 Blockbuster  
62..... vs. SMU, 1983 Sun  
60..... vs. Miami (Fla.), 1993 Sugar  
60..... vs. Penn State, 1979 Sugar

#### Fewest Rush Attempts

21..... vs. Minnesota, 2004 Music City  
25..... vs. Notre Dame, 2021 CFP Semifinal (Rose)  
26..... vs. Texas, 1965 Orange  
28..... vs. Texas, 1948 Sugar  
29..... vs. Miami (Fla.), 1990 Sugar  
29..... vs. Missouri, 1968 Gator

#### Most Yards Rushing

293..... vs. USC, 1946 Rose  
286..... vs. Syracuse, 1953 Orange  
284..... vs. Arkansas, 1980 Sugar  
280..... vs. Ohio State, 1978 Sugar  
269..... vs. Washington, 2016 CFP Semifinal (Peach)





### Fewest Yards Rushing

-45..... vs. Missouri, 1968 Gator  
21..... vs. Minnesota, 2004 Music City  
31..... vs. Utah, 2009 Sugar  
38..... vs. Miami (Fla.), 1990 Sugar  
41..... vs. Texas, 1948 Sugar

### Most Yards Per Rush

7.3..... vs. Stanford, 1935 Rose  
..... 23 rushes, 167 yards  
6.5..... vs. Clemson, 2017 CFP National Championship  
..... 34 rushes, 221 yards  
6.4..... vs. Syracuse, 1953 Orange Bowl  
..... 45 rushes, 286 yards  
6.3..... vs. Michigan State, 2011 Capital One  
..... 44 rushes, 275 yards  
5.9..... vs. Notre Dame, 2013 BCS National Championship  
..... 45 rushes, 265 yards  
5.9..... vs. Boston College, 1943 Orange  
..... 42 rushes, 246 yards

### Fewest Yards Per Rush

-1.5..... vs. Missouri, 1968 Gator  
..... 29 plays, -45 yards  
0.9..... vs. Utah, 2009 Sugar  
..... 33 rushes, 31 yards  
1.0..... vs. Minnesota, 2004 Music City  
..... 21 rushes, 21 yards  
1.3..... vs. Miami (Fla.), 1990 Sugar  
..... 29 rushes, 38 yards  
1.5..... vs. Virginia Tech, 1998 Music City  
..... 32 rushes, 50 yards  
1.5..... vs. Texas, 1948 Sugar  
..... 28 rushes, 41 yards

### Most Touchdowns Rushing

6..... vs. Michigan State, 2011 Capital One  
4..... vs. Texas, 2010 BCS National Championship  
4..... vs. Syracuse, 1953 Orange  
3..... vs. Clemson, 2017 CFP National Championship  
3..... vs. Clemson, 2016 CFP National Championship  
3..... vs. Ohio State, 2015 Sugar  
3..... vs. Michigan, 2000 Orange  
3..... vs. Miami (Fla.), 1993 Sugar  
3..... vs. SMU, 1983 Sun  
3..... vs. Baylor, 1981 Cotton  
3..... vs. Arkansas, 1980 Sugar  
3..... vs. Ohio State, 1978 Sugar  
3..... vs. Colorado, 1969 Liberty  
3..... vs. Nebraska, 1967 Cotton  
3..... vs. Nebraska, 1966 Sugar

### Fewest Touchdowns Rushing

0..... 21 times - most recent vs. Notre Dame, 2021 CFP Semifinal (Rose) (Others - vs. Clemson, 2019 CFP National Championship; vs. Georgia, 2018 CFP National Championship; vs. Clemson, 2017 Sugar; vs. Utah, 2009 Sugar; vs. Colorado, 2007 Independence; vs. Texas Tech, 2006 Cotton; vs. Virginia Tech, 1998 Music City; vs. Colorado, 1991 Blockbuster; vs. Louisville, 1991 Fiesta; vs. Miami (Fla.), 1990 Sugar; vs. Texas, 1982 Cotton; vs. Notre Dame, 1975 Orange; vs. Oklahoma, 1970 Bluebonnet; vs. Missouri, 1968 Gator; vs. Texas, 1965 Orange; vs. Ole Miss, 1964 Sugar; vs. Texas, 1960 Bluebonnet; vs. Penn State, 1959 Liberty; vs. Texas, 1948 Sugar; vs. California, 1938 Rose)

### PASSING

#### Most Pass Attempts

52..... vs. Army, 1988 Sun  
45..... vs. Ohio State, 2021 CFP National Championship  
44..... vs. Texas, 1965 Orange  
43..... vs. Miami (Fla.), 1990 Sugar  
40..... vs. Michigan, 1988 Hall of Fame

#### Fewest Pass Attempts

7..... vs. Arkansas, 1980 Sugar  
7..... vs. Texas A&M, 1942 Cotton  
8..... vs. Penn State, 1959 Liberty  
8..... vs. Duke, 1945 Sugar  
10..... vs. Arkansas, 1962 Sugar

#### Most Pass Completions

36..... vs. Ohio State, 2021 CFP National Championship  
32..... vs. Army, 1988 Sun  
27..... vs. Miami (Fla.), 1990 Sugar  
25..... vs. Notre Dame, 2021 CFP Semifinal (Rose)  
25..... vs. Oklahoma, 2018 CFP Semifinal (Orange)  
25..... vs. Michigan State, 2015 CFP Semifinal (Cotton)

### Fewest Pass Completions

1..... vs. Texas A&M, 1942 Cotton  
2..... vs. Penn State, 1959 Liberty  
3..... vs. Nebraska, 1972 Orange  
3..... vs. Ole Miss, 1964 Sugar  
4..... vs. Miami (Fla.), 1993 Sugar  
4..... vs. Arkansas, 1980 Sugar  
4..... vs. Arkansas, 1962 Sugar  
4..... vs. Texas, 1948 Sugar  
4..... vs. USC, 1946 Rose  
4..... vs. California, 1937 Rose

### Highest Completion Percentage (Minimum 10 Completions)

89.3.... vs. Oklahoma, 2018 CFP Semifinal (Orange) (25 of 28)  
83.3.... vs. Notre Dame, 2021 CFP Semifinal (Rose) (25 of 30)  
83.3.... vs. Penn State, 1975 Sugar (10 of 12)  
82.6.... vs. Michigan State, 2011 Capital One (19 of 23)  
80.6.... vs. Michigan State, 2015 CFP Semifinal (Cotton)

### Notable Performance:

100.0.. vs. Duke, 1945 Sugar (8 of 8)

### Lowest Completion Percentage

14.3.... vs. Stanford, 1927 Rose (1 of 7)  
14.3.... vs. Texas A&M, 1942 Cotton (1 of 7)  
23.1.... vs. Nebraska, 1972 Orange (3 of 13)  
23.5.... vs. Texas, 1948 Sugar (4 of 17)  
25.0.... vs. Washington State, 1931 Rose (2 of 8)  
25.0.... vs. California, 1938 Rose (3 of 12)  
25.0.... vs. Penn State, 1959 Liberty (2 of 8)

### Most Passing Yards

464..... vs. Ohio State, 2021 CFP National Championship  
412..... vs. Army, 1988 Sun  
387..... vs. Oklahoma, 2014 Sugar  
335..... vs. Clemson, 2016 CFP National Championship  
328..... vs. Oklahoma, 2018 CFP Semifinal (Orange)

### Fewest Passing Yards

9..... vs. Stanford, 1927 Rose  
16..... vs. Texas A&M, 1942 Cotton  
18..... vs. Miami (Fla.), 1993 Sugar  
20..... vs. Arkansas, 1962 Sugar  
22..... vs. California, 1938 Rose

### Most Touchdown Passes

5..... vs. Ohio State, 2021 CFP National Championship  
4..... vs. Notre Dame, 2021 CFP Semifinal (Rose)  
4..... vs. Oklahoma, 2018 CFP Semifinal (Orange)  
4..... vs. Notre Dame, 2013 BCS National Championship  
3..... vs. Michigan, 2020 Citrus  
3..... vs. Georgia, 2018 CFP National Championship  
3..... vs. Colorado, 2007 Independence  
3..... vs. Colorado, 1991 Blockbuster  
3..... vs. Miami (Fla.), 1990 Sugar  
3..... vs. Oklahoma, 1970 Bluebonnet  
3..... vs. Syracuse, 1953 Orange

### Fewest Touchdown Passes

0..... 21 times - most recent: vs. Washington, 2016 CFP Semifinal (Peach)

### Most Interceptions Thrown

3..... vs. Ohio State, 2014 CFP Semifinal (Sugar)  
3..... vs. Virginia Tech, 1998 Music City  
3..... vs. Louisville, 1991 Fiesta  
3..... vs. Texas A&M, 1968 Cotton  
3..... vs. Ole Miss, 1964 Sugar

### Fewest Interceptions Thrown

0..... 33 times - most recent: vs. Ohio State, 2021 CFP National Championship

### PUNTING

#### Most Punts

16..... vs. Texas A&M, 1942 Cotton  
13..... vs. Stanford, 1927 Rose  
11..... vs. Clemson, 2017 CFP National Championship  
11..... vs. Washington State, 1931 Rose  
10..... vs. Penn State, 1979 Sugar  
10..... vs. Missouri, 1968 Gator

#### Fewest Punts

1..... vs. Ohio State, 1978 Sugar  
2..... vs. Ohio State, 2021 CFP National Championship  
2..... vs. Clemson, 2019 CFP National Championship  
2..... vs. Oklahoma, 2018 CFP Semifinal (Orange)  
2..... vs. Michigan State, 2011 Capital One  
2..... vs. UCLA, 1976 Liberty

### Most Punting Yards

581..... vs. Texas A&M, 1942 Cotton  
483..... vs. Clemson, 2017 CFP National Championship  
419..... vs. Missouri, 1968 Gator  
412..... vs. Stanford, 1927 Rose  
412..... vs. Washington, 1986 Sun

### Fewest Punting Yards

33..... vs. Ohio State, 1978 Sugar  
53..... vs. UCLA, 1976 Liberty  
56..... vs. Oklahoma, 2018 CFP Semifinal (Orange)  
76..... vs. Ohio State, 2021 CFP National Championship  
77..... vs. USC, 1946 Rose

### Best Punting Average

55.0.... vs. Ohio State, 2014 CFP Semifinal (Sugar)  
50.0.... vs. Clemson, 2019 CFP National Championship  
49.2.... vs. Notre Dame, 2013 BCS National Championship  
47.5.... vs. Georgia, 2018 CFP National Championship  
46.5.... vs. Michigan, 1997 Outback

### Worst Punting Average

19.8.... vs. USC, 1946 Rose  
23.0.... vs. Arkansas, 1962 Sugar  
24.0.... vs. Ohio State, 1995 Citrus  
26.5.... vs. UCLA, 1976 Liberty  
28.0.... vs. Oklahoma, 2018 CFP Semifinal (Orange)

### PUNT RETURNS

#### Most Punt Returns

6..... vs. Colorado, 1991 Blockbuster  
6..... vs. Nebraska, 1966 Orange  
6..... vs. Texas, 1965 Orange  
5..... vs. Georgia, 2018 CFP National Championship  
5..... vs. Michigan State, 2015 CFP Semifinal (Cotton)  
5..... vs. Miami (Fla.), 1993 Sugar  
5..... vs. Notre Dame, 1975 Orange  
5..... vs. Texas A&M, 1968 Cotton  
5..... vs. Syracuse, 1953 Orange

#### Fewest Punt Returns

0..... vs. Oklahoma, 2018 CFP Semifinal (Orange)  
0..... vs. Colorado, 2007 Independence  
0..... vs. Missouri, 1968 Gator  
0..... vs. UCLA, 1976 Liberty  
0..... vs. Louisville, 1991 Fiesta  
0..... vs. Michigan, 1997 Outback

#### Most Punt Return Yards

168..... vs. Syracuse, 1953 Orange  
136..... vs. Nebraska, 1972 Orange  
108..... vs. Michigan, 2000 Orange  
86..... vs. Oklahoma State, 2006 Independence  
80..... vs. Michigan State, 2015 CFP Semifinal (Cotton)

#### Fewest Punt Return Yards

-3..... vs. Virginia Tech, 1998 Music City  
0..... vs. Oklahoma, 2018 CFP Semifinal (Orange)  
0..... vs. Missouri, 1968 Gator  
0..... vs. UCLA, 1976 Liberty  
0..... vs. Louisville, 1991 Fiesta  
0..... vs. Michigan, 1997 Outback  
0..... vs. Colorado, 2007 Independence

### KICKOFF RETURNS

#### Most Kickoff Returns

8..... vs. Colorado, 1969 Liberty  
7..... vs. Ohio State, 2014 CFP Semifinal (Sugar)  
7..... vs. Nebraska, 1972 Orange  
6..... vs. Utah, 2009 Sugar  
6..... vs. Virginia Tech, 1998 Music City  
6..... vs. Louisville, 1991 Fiesta  
6..... vs. Miami (Fla.), 1990 Sugar

#### Fewest Kickoff Returns

0..... vs. Oklahoma, 2018 CFP Semifinal (Orange)  
0..... vs. Michigan State, 2015 CFP Semifinal (Cotton)  
0..... vs. Texas, 1960 Bluebonnet  
0..... vs. Oklahoma, 1963 Orange  
0..... vs. Nebraska, 1972 Orange  
0..... vs. Penn State, 1959 Liberty



## Most Kickoff Return Yards

196..... vs. Clemson, 2016 CFP National Championship  
149..... vs. Utah, 2009 Sugar  
128..... vs. Nebraska, 1972 Orange  
127..... vs. Colorado, 1969 Liberty  
119..... vs. Army, 1988 Sun

## Fewest Kickoff Return Yards

0..... vs. Oklahoma, 2018 CFP Semifinal (Orange)  
0..... vs. Michigan State, 2015 CFP Semifinal (Cotton)  
0..... vs. Nebraska, 1972 Orange  
0..... vs. Oklahoma 1963 Orange  
0..... vs. Texas, 1960 Bluebonnet  
0..... vs. Penn State, 1959 Liberty

## FUMBLES

### Most Fumbles

10..... vs. Ohio State, 1978 Sugar  
7..... vs. Penn State, 1959 Liberty  
6..... vs. Ole Miss, 1964 Sugar  
5..... vs. Baylor, 1981 Cotton  
5..... vs. Notre Dame, 1975 Orange  
5..... vs. Nebraska, 1972 Orange  
5..... vs. Texas A&M, 1968 Cotton

### Fewest Fumbles

0..... 16 times – most recent: vs. Notre Dame, 2021 CFP Semifinal (Rose) (Others - vs. Michigan, 2019 Citrus; Oklahoma, 2018 CFP Semifinal (Orange)); vs. Georgia, 2018 CFP National Championship; vs. Clemson, 2016 CFP National Championship; vs. Ohio State, 2015 CFP Semifinal (Sugar); vs. Notre Dame, 2013 BCS National Championship; vs. LSU, 2012 BCS National Championship; vs. Texas, 2010 BCS National Championship; vs. Texas Tech, 2006 Cotton; vs. Iowa State, 2001 Independence; vs. Miami (Fla.), 1993 Sugar; vs. Miami (Fla.), 1990 Sugar; vs. Washington, 1986 Sun; vs. USC, 1985 Aloha; vs. Nebraska, 1966 Orange; vs. Stanford, 1935 Rose)

### Most Fumbles Lost

4..... vs. Penn State, 1959 Liberty  
4..... vs. Rice, 1954 Cotton  
3..... vs. Oklahoma, 2014 Sugar  
3..... vs. Ohio State, 1995 Citrus  
3..... vs. Illinois, 1982 Liberty  
3..... vs. Ole Miss, 1964 Sugar  
3..... vs. Arkansas, 1962 Sugar  
3..... vs. California, 1938 Rose

### Fewest Fumbles Lost

0..... 23 times - most recent: vs. Notre Dame, 2021 CFP Semifinal (Rose) (Others - vs. Michigan, 2020 Citrus; vs. Clemson, 2019 CFP National Championship; Oklahoma, 2018 CFP Semifinal (Orange); vs. Clemson, 2016 CFP National Championship; vs. Washington, 2016 CFP Semifinal (Peach); vs. Clemson, 2017 CFP National Championship; vs. Michigan State, 2015 CFP Semifinal (Cotton); vs. Ohio State, 2014 CFP Semifinal (Sugar); vs. Notre Dame, 2013 BCS National Championship; vs. LSU, 2012 BCS National Championship; vs. Michigan State, 2011 Capital One; vs. Texas Tech, 2006 Cotton; vs. Iowa State, 2001 Independence; vs. Michigan, 2000 Orange; vs. North Carolina, 1993 Gator; vs. Miami (Fla.), 1993 Sugar; vs. Miami (Fla.), 1990 Sugar; vs. Army, 1988 Sun; vs. Washington, 1986 Sun; vs. USC, 1985 Aloha; vs. UCLA, 1976 Liberty; vs. Nebraska, 1966 Orange; vs. Stanford, 1935 Rose)

## PENALTIES

### Most Penalties

18..... vs. Michigan, 2000 Orange  
11..... vs. Washington, 2016 CFP Semifinals (Peach)  
11..... vs. Penn State, 1979 Sugar  
10..... vs. Virginia Tech, 1998 Music City  
10..... vs. USC, 1985 Aloha

### Fewest Penalties

0..... vs. Penn State, 1975 Sugar  
0..... vs. Washington, 1926 Rose  
1..... 10 times - most recent: vs. LSU, 2012 BCS National Championship (Others - vs. Washington, 1986 Sun; vs. Texas, 1982 Cotton; vs. Ohio State, 1978 Sugar; vs. Notre Dame, 1975 Orange; vs. Missouri, 1968 Gator; vs. Nebraska, 1967 Sugar; vs. Oklahoma, 1963 Orange; vs. Duke, 1945 Sugar; vs. California, 1938 Rose; vs. Stanford, 1927 Rose)

## Most Penalty Yards

132..... vs. Michigan, 2000 Orange  
94..... vs. Virginia Tech, 1998 Music City  
93..... vs. USC, 1985 Aloha  
89..... vs. Baylor, 1981 Cotton  
86..... vs. Oklahoma, 2018 CFP Semifinal (Orange)

## Fewest Penalty Yards

0..... vs. Penn State, 1975 Sugar  
5..... vs. LSU, 2012 BCS National Championship  
5..... vs. Texas, 1982 Cotton  
5..... vs. Ohio State, 1978 Sugar  
5..... vs. Notre Dame, 1975 Orange  
5..... vs. California, 1938 Rose  
5..... vs. Stanford, 1927 Rose

## SCORING

### Most Points

61..... vs. Syracuse, 1953 Orange  
52..... vs. Ohio State, 2021 CFP National Championship  
49..... vs. Michigan State, 2011 Capital One  
45..... vs. Oklahoma, 2018 CFP Semifinal (Orange)  
45..... vs. Clemson, 2016 CFP National Championship

### Fewest Points

0..... vs. Penn State, 1959 Liberty  
0..... vs. California, 1938 Rose  
3..... vs. Texas, 1960 Bluebonnet  
6..... vs. Nebraska, 1972 Orange  
6..... vs. Rice, 1954 Cotton

### Most Points - Any Quarter

28.....vs. Ohio State, 2021 CFP National Championship (2nd)  
24.....vs. Clemson, 2016 CFP National Championship (4th)  
24..... vs. Texas, 2010 BCS National Championship (2nd)  
22..... vs. Boston College, 1943 Orange (2nd)  
22..... vs. Stanford, 1935 Rose Bowl (2nd)

### Most Points – First Quarter

21..... vs. Oklahoma, 2018 CFP Semifinal (Orange)  
20..... vs. Colorado, 2007 Independence  
17..... vs. UCLA, 1976 Liberty  
17..... vs. Nebraska, 1967 Sugar  
14..... vs. Notre Dame, 2021 CFP Semifinal (Rose)  
14..... vs. Ohio State, 2015 CFP Semifinal (Sugar)  
14..... vs. Notre Dame, 2013 BCS National Championship  
14..... vs. SMU, 1983 Sun  
14..... vs. Arkansas, 1980 Sugar

### Most Points – Second Quarter

28.....vs. Ohio State, 2021 CFP National Championship  
24..... vs. Texas, 2010 BCS National Championship  
22..... vs. Boston College, 1943 Orange  
22..... vs. Stanford, 1935 Rose  
21..... vs. Michigan State, 2011 Capital One  
21..... vs. Washington State, 1931 Rose

### Most Points – Third Quarter

21..... vs. Michigan State, 2016 CFP Semifinal (Cotton)  
20..... vs. Syracuse, 1953 Orange  
20..... vs. Washington, 1926 Rose  
14..... vs. Clemson, 2018 CFP Semifinal (Sugar)  
14..... vs. Michigan State, 2011 Capital One  
14..... vs. Michigan, 2000 Orange  
14..... vs. Miami (Fla.), 1993 Sugar  
14..... vs. Washington, 1986 Sun  
14..... vs. Colorado, 1969 Liberty

### Most Points – Fourth Quarter

24..... vs. Clemson, 2016 CFP National Championship  
20..... vs. Syracuse, 1953 Orange  
15..... vs. Michigan, 1988 Hall of Fame  
14..... vs. Oklahoma, 2018 CFP Semifinal (Orange)  
14..... vs. Oklahoma State, 2006 Independence  
14..... vs. Michigan, 1997 Outback  
14..... vs. USC, 1985 Aloha  
14..... vs. Baylor, 1981 Cotton  
14..... vs. Ohio State, 1978 Sugar

## Most Points - Any Half

40..... vs. Syracuse, 1953 Orange (2nd)  
35..... vs. Ohio State, 2021 CFP National Championship (1st)  
31..... vs. Oklahoma, 2018 CFP Semifinal (Orange) (1st)  
31.....vs. Clemson, 2016 CFP National Championship (2nd)  
28..... vs. Michigan State, 2015 CFP Semifinal (Cotton) (2nd)  
28..... vs. Notre Dame, 2013 BCS National Championship (1st)  
28..... vs. Michigan State, 2011 Capital One (1st)  
28..... vs. SMU, 1983 Sun (1st)

## Most Points – First Half

35..... vs. Ohio State, 2021 CFP National Championship  
31..... vs. Oklahoma, 2018 CFP Semifinal (Orange)  
28..... vs. Notre Dame, 2013 BCS National Championship  
28..... vs. Michigan State, 2011 Capital One  
28..... vs. SMU, 1983 Sun

## Most Points – Second Half

40..... vs. Syracuse, 1953 Orange  
31..... vs. Clemson, 2016 CFP National Championship  
28..... vs. Michigan State, 2015 CFP Semifinal (Cotton)  
22..... vs. Ohio State, 1978 Sugar  
22..... vs. Texas A&M, 1942 Cotton

## Fewest Points in a Win

10..... vs. Arkansas, 1962 Sugar  
12..... vs. Ole Miss, 1964 Sugar  
13..... vs. Texas Tech, 2006 Cotton  
13..... vs. Penn State, 1975 Sugar  
14..... vs. Iowa State, 2001 Independence  
14..... vs. Penn State, 1979 Sugar

## Most Points in a Loss

35..... vs. Ohio State, 2014 CFP Semifinal (Sugar)  
34..... vs. Michigan, 2000 Orange  
33..... vs. Colorado, 1969 Liberty  
31..... vs. Clemson, 2017 CFP National Championship  
31..... vs. Oklahoma, 2014 Sugar  
31..... vs. Oklahoma State, 2006 Independence

## Most Combined Points (Both Teams)

85..... vs. Clemson, 2016 CFP National Championship (UA 45, CU 40)  
80..... vs. Colorado, 1969 Liberty (CU 47, UA 33)  
79..... vs. Oklahoma, 2018 CFP Semifinal (Orange) (UA 45, OU 34)  
77..... vs. Ohio State, 2015 Sugar (OSU 42, UA 35)  
76..... vs. Ohio State, 2021 CFP National Championship (UA 52, OSU 24)  
76..... vs. Oklahoma, 2014 Sugar (OU 45, UA 31)

## Fewest Combined Points (Both Teams)

6..... vs. Texas, 1960 Bluebonnet (UA 3, UT 3)  
7..... vs. Penn State, 1959 Liberty (PSU 7, UA 0)  
13..... vs. Arkansas, 1962 Sugar (UA 10, Ark 3)  
13..... vs. California, 1938 Rose (Cal 13, UA 0)  
14..... vs. Stanford, 1927 Rose (UA 7, SU 7)

## TOUCHDOWNS

### Most Total Touchdowns

9..... vs. Syracuse, 1953 Orange  
7..... vs. Ohio State, 2021 CFP National Championship  
7..... vs. Michigan State, 2011 Capital One  
6..... vs. Oklahoma, 2018 CFP Semifinal (Orange)  
6..... vs. Clemson, 2016 CFP National Championship

## FIELD GOALS

### Most Field Goal Attempts

7..... vs. LSU, 2012 BCS National Championship  
5..... vs. Ole Miss, 1964 Sugar  
4..... vs. Georgia, 2018 CFP National Championship

### Most Field Goals Made

5..... vs. LSU, 2012 BCS National Championship  
4..... vs. Ole Miss, 1964 Sugar  
3..... vs. Colorado, 2007 Independence  
3..... vs. Army, 1988 Sun  
3..... vs. Baylor, 1981 Cotton  
3..... vs. UCLA, 1976 Liberty



## OPPONENT BOWL/CFP RECORDS

### TEAM BESTS

#### FIRST DOWNS

##### Most Total First Downs

31..... Clemson, 2017 CFP National Championship  
31..... Clemson, 2016 CFP National Championship  
29..... Colorado, 1969 Liberty  
26..... Oklahoma, 2018 CFP Semifinal (Orange)  
25..... Louisville, 1991 Fiesta

##### Fewest Total First Downs

3..... USC, 1946 Rose  
5..... LSU, 2012 BCS National Championship  
7..... Arkansas, 1962 Sugar  
8..... Colorado, 1991 Blockbuster  
9..... Ole Miss, 1964 Sugar

##### Most First Downs By Penalty

4..... Clemson, 2017 CFP National Championship  
4..... Texas A&M, 1942 Cotton  
3..... Ohio State, 2021 CFP National Championship  
3..... Notre Dame, 2021 CFP Semifinal (Rose)  
3..... Georgia, 2018 CFP National Championship  
3..... Texas, 2010 BCS National Championship  
3..... Texas, 1965 Orange

##### Fewest First Downs By Penalty

0..... 20 times - most recent: Michigan, 2020 Citrus  
(Others - Clemson, 2018 CFP Semifinal (Sugar); Washington, 2016 CFP Semifinal (Peach); LSU, 2012 BCS National Championship; Colorado, 2007 Independence; Colorado, 1991 Blockbuster; SMU, 1983 Sun; Illinois, 1982 Liberty; Texas, 1982 Cotton; Penn State, 1979 Sugar; Ohio State, 1978 Sugar; UCLA, 1976 Liberty; Penn State, 1975 Sugar; Oklahoma, 1970 Bluebonnet; Colorado, 1969 Liberty; Texas A&M, 1968 Cotton; Nebraska, 1967 Sugar; Ole Miss, 1964 Sugar; Oklahoma, 1963 Orange; Penn State, 1959 Liberty; California, 1938 Rose)

#### TOTAL OFFENSE

##### Most Plays

99..... Clemson, 2017 CFP National Championship  
88..... Missouri, 1968 Gator  
86..... Colorado, 1969 Liberty  
85..... Clemson, 2016 CFP National Championship  
85..... Minnesota, 2004 Music City

##### Fewest Plays

35..... Washington State, 1931 Rose  
43..... Nebraska, 1966 Orange  
43..... Stanford, 1927 Rose  
44..... LSU, 2012 BCS National Championship  
44..... USC, 1946 Rose

##### Most Total Yards

571..... Louisville, 1991 Fiesta  
563..... Colorado, 1969 Liberty  
550..... Clemson, 2016 CFP National Championship  
537..... Ohio State, 2014 CFP Semifinal (Sugar)  
511..... Clemson, 2017 CFP National Championship

##### Fewest Total Yards

41..... USC, 1946 Rose  
92..... LSU, 2012 BCS National Championship  
158..... Baylor, 1981 Cotton  
168..... Arkansas, 1962 Sugar  
171..... Michigan State, 2011 Capital One

##### Most Yards Per Play

8.8..... Nebraska, 1966 Orange  
..... 43 plays, 377 yards  
7.7..... Clemson, 2019 CFP National Championship  
..... 63 plays, 482 yards  
7.3..... Oklahoma, 2018 CFP Semifinal (Orange)  
..... 69 plays, 507 yards  
7.3..... Louisville, 1991 Fiesta  
..... 78 plays, 571 yards  
7.3..... Boston College, 1943 Orange  
..... 55 plays, 402 yards

##### Fewest Yards Per Play

0.9..... USC, 1946 Rose  
..... 44 plays, 41 yards  
2.1..... LSU, 2012 BCS National Championship  
..... 44 plays, 92 yards  
2.5..... Baylor, 1981 Cotton  
..... 62 plays, 158 yards  
2.7..... Clemson, 2018 CFP Semifinal (Sugar)  
..... 70 plays, 188 yards  
2.7..... Penn State, 1979 Sugar  
..... 68 plays, 182 yards

#### RUSHING

##### Most Rush Attempts

82..... Missouri, 1968 Gator  
72..... Minnesota, 2004 Music City  
69..... Texas, 1973 Cotton  
66..... Penn State, 1959 Liberty  
64..... Duke, 1945 Sugar

##### Fewest Rush Attempts

16..... Colorado, 1969 Liberty  
18..... Miami (Fla.), 1993 Sugar  
18..... Washington State, 1931 Rose  
19..... Notre Dame, 2013 BCS National Championship  
23..... Michigan, 2000 Orange

##### Most Yards Rushing

473..... Colorado, 1969 Liberty  
402..... Missouri, 1968 Gator  
379..... Rice, 1954 Cotton  
350..... Army, 1988 Sun  
349..... Oklahoma, 1970 Bluebonnet

##### Fewest Yards Rushing

-48..... Michigan State, 2011 Capital One  
-11..... Colorado, 1991 Blockbuster  
6..... USC, 1946 Rose  
13..... Utah, 2009 Sugar  
19..... Penn State, 1979 Sugar

##### Most Yards Per Rush

8.7..... Michigan, 1988 Hall of Fame  
..... 32 rushes, 278 yards  
7.8..... Washington State, 1931 Rose  
..... 18 rushes, 140 yards  
7.4..... Colorado, 1969 Liberty  
..... 64 rushes, 473 yards  
7.0..... Rice, 1954 Cotton  
..... 54 rushes, 379 yards  
6.7..... Ohio State, 2014 CFP Semifinal (Sugar)  
..... 42 rushes, 281 yards

##### Fewest Yards Per Rush

-1.7..... Michigan State, 2011 Capital One Bowl  
..... 28 rushes, -48 yards  
-0.4..... Colorado, 1991 Blockbuster  
..... 30 rushes, -11 yards  
0.2..... USC, 1946 Rose  
..... 33 rushes, 6 yards  
0.5..... Utah, 2009 Sugar  
..... 24 rushes, 13 yards  
0.5..... Penn State, 1979 Sugar  
..... 38 rushes, 19 yards

##### Most Touchdowns Rushing

5..... Colorado, 1969 Liberty  
4..... Virginia Tech, 1998 Music City  
4..... Nebraska, 1972 Orange  
4..... Missouri, 1968 Gator  
4..... Rice, 1954 Cotton  
4..... Duke, 1945 Sugar

##### Fewest Touchdowns Rushing

0..... 29 times - most recent: Michigan, 2020 Citrus

#### PASSING

##### Most Pass Attempts

58..... Illinois, 1982 Liberty  
57..... Clemson, 2017 CFP National Championship  
56..... Miami (Fla.), 1993 Sugar  
47..... Clemson, 2016 CFP National Championship  
47..... Michigan, 2000 Orange

##### Fewest Pass Attempts

6..... Army, 1988 Sun  
6..... Missouri, 1968 Gator  
7..... Oklahoma, 1970 Bluebonnet  
8..... Notre Dame, 1975 Orange  
8..... Oklahoma, 1963 Orange  
8..... Duke, 1945 Sugar

##### Most Pass Completions

36..... Clemson, 2017 CFP National Championship  
35..... Michigan, 2000 Orange  
35..... Illinois, 1982 Liberty  
32..... Oklahoma, 2014 Sugar  
30..... Clemson, 2016 CFP National Championship

##### Fewest Pass Completions

0..... Army, 1988 Sun  
0..... Missouri, 1968 Gator  
2..... Arkansas, 1962 Sugar  
2..... USC, 1946 Rose  
2..... California, 1938 Rose

##### Highest Completion Percentage (Minimum 10 Completions)

75.0..... Stanford, 1927 Rose (12 of 16)  
74.4..... Michigan, 2000 Orange (35 of 47)  
72.7..... Oklahoma, 2014 Sugar (32 of 44)  
66.6..... Notre Dame, 2021 CFP Semifinal (Rose) (28 of 42)  
63.8..... Clemson, 2016 CFP National Championship (30 of 47)

##### Lowest Completion Percentage

0.0..... Army, 1988 Sun (0 of 6)  
0.0..... Missouri, 1968 Gator (0 of 6)  
16.7..... Arkansas, 1962 Sugar (2 of 12)  
18.2..... Boston College, 1943 Orange (2 of 11)  
18.2..... USC, 1946 Rose (2 of 11)

##### Most Passing Yards

458..... Louisville, 1991 Fiesta  
423..... Illinois, 1982 Liberty  
420..... Clemson, 2017 CFP National Championship  
369..... Michigan, 2000 Orange  
348..... Oklahoma, 2014 Sugar

##### Fewest Passing Yards

0..... Army, 1988 Sun  
0..... Missouri, 1968 Gator  
19..... Notre Dame, 1975 Orange  
22..... California, 1938 Rose  
35..... USC, 1946 Rose

##### Most Touchdown Passes

4..... Oklahoma, 2014 Sugar  
4..... Michigan, 2000 Orange  
3..... Clemson, 2019 CFP National Championship  
3..... Clemson, 2017 CFP National Championship  
3..... Utah, 2009 Sugar  
3..... Colorado, 2007 Independence  
3..... Louisville, 1991 Fiesta  
3..... Miami (Fla.), 1990 Sugar  
3..... Nebraska, 1966 Orange

##### Fewest Touchdown Passes

0..... 32 times - most recent: Notre Dame, 2021 CFP Semifinal (Rose)

##### Most Interceptions Thrown

7..... Illinois, 1982 Liberty  
7..... Texas A&M, 1942 Cotton  
5..... Nebraska, 1967 Sugar  
5..... Syracuse, 1953 Orange  
4..... Texas, 2010 BCS National Championship  
4..... Penn State, 1975 Sugar  
4..... Stanford, 1935 Rose

#### PUNTING

##### Most Punts

12..... Colorado, 1991 Blockbuster  
10..... Penn State, 1975 Sugar  
10..... Texas A&M, 1968 Cotton  
10..... Oklahoma, 1963 Orange  
10..... California, 1938 Rose





### Fewest Punts

- 2..... Oklahoma, 2018 CFP Semifinal (Orange)
- 2..... UCLA, 1976 Liberty
- 2..... Texas, 1973 Cotton
- 2..... Colorado, 1969 Liberty
- 3..... Clemson, 2019 CFP National Championship
- 3..... Virginia Tech, 1998 Music City
- 3..... Louisville, 1991 Fiesta
- 3..... Illinois, 1982 Liberty
- 3..... Nebraska, 1966 Orange

### Most Punting Yards

- 492..... Colorado, 1991 Blockbuster
- 423..... Washington, 2016 CFP Semifinal (Peach)
- 411..... Michigan State, 2015 CFP Semifinal (Cotton)
- 411..... LSU, 2012 BCS National Championship
- 410..... Texas A&M, 1968 Cotton

### Fewest Punting Yards

- 65..... UCLA, 1976 Liberty
- 75..... Oklahoma, 2018 CFP Semifinal (Orange)
- 75..... Colorado, 1969 Liberty
- 88..... Texas, 1973 Cotton
- 100..... Illinois, 1982 Liberty

### Best Punting Average

- 48.5..... Penn State, 1975 Sugar
- 47.8..... USC, 1946 Rose
- 47.2..... Notre Dame, 2021 CFP Semifinal (Rose)
- 47.0..... Washington, 2016 CFP Semifinal (Peach)
- 46.7..... Virginia Tech, 1998 Music City

### Worst Punting Average

- 25.1..... Rice, 1954 Cotton
- 26.1..... Michigan, 1997 Outback
- 29.0..... Penn State, 1959 Liberty
- 30.1..... North Carolina, 1993 Gator
- 30.3..... Stanford, 1927 Rose

### PUNT RETURNS

#### Most Punt Returns

- 7..... Louisville, 1991 Fiesta
- 6..... Nebraska, 1972 Orange
- 5..... Miami (Fla.), 1990 Sugar
- 5..... Washington, 1986 Sun
- 5..... Missouri, 1968 Gator
- 5..... Texas, 1960 Bluebonnet

#### Fewest Punt Returns

- 0..... Notre Dame, 2021 CFP Semifinal (Rose)
- 0..... Clemson, 2019 CFP National Championship
- 0..... Clemson, 2017 CFP Semifinal (Sugar)
- 0..... Texas, 2010 BCS National Championship
- 0..... Colorado, 2007 Independence
- 0..... Illinois, 1982 Liberty
- 0..... UCLA, 1976 Liberty
- 0..... Notre Dame, 1975 Orange

### Most Punt Return Yards

- 136..... Nebraska, 1972 Orange
- 95..... Miami (Fla.), 1993 Sugar
- 68..... Michigan, 1997 Outback
- 68..... Washington, 1986 Sun
- 44..... Missouri, 1968 Gator

### Fewest Punt Return Yards

- 2..... Michigan, 2020 Citrus
- 0..... Notre Dame, 2021 CFP Semifinal (Rose)
- 0..... Clemson, 2019 CFP National Championship
- 0..... Clemson, 2017 CFP Semifinal (Sugar)
- 0..... Texas, 2010 BCS National Championship
- 0..... Colorado, 2007 Independence
- 0..... Oklahoma State, 2006 Independence
- 0..... Illinois, 1982 Liberty
- 0..... UCLA, 1976 Liberty
- 0..... Notre Dame, 1975 Orange

### KICKOFF RETURNS

#### Most Kickoff Returns

- 8..... UCLA, 1976 Liberty
- 8..... Colorado, 1969 Liberty
- 8..... Syracuse, 1953 Orange
- 7..... Michigan State, 2011 Capital One
- 7..... Miami (Fla.), 1993 Sugar

- 7..... Nebraska, 1967 Sugar

### Fewest Kickoff Returns

- 0..... Ohio State, 2021 CFP National Championship
- 0..... Clemson, 2019 CFP National Championship
- 0..... Nebraska, 1972 Orange
- 0..... Penn State, 1959 Liberty
- 1..... 6 times - most recent: Notre Dame, 2021 CFP Semifinal (Rose)

### Most Kickoff Return Yards

- 222..... Colorado, 1969 Liberty
- 171..... Michigan State 2011 Capital One
- 150..... Notre Dame, 1973 Sugar
- 146..... Miami (Fla.), 1993 Sugar
- 141..... UCLA, 1976 Liberty

### Fewest Kickoff Return Yards

- 0..... Ohio State, 2021 CFP National Championship
- 0..... Clemson, 2019 CFP National Championship
- 0..... Nebraska, 1972 Orange
- 0..... Penn State, 1959 Liberty
- 8..... Notre Dame, 2021 CFP Semifinal (Rose)

### FUMBLES

#### Most Fumbles

- 11..... Ole Miss, 1964 Sugar
- 6..... USC, 1946 Rose
- 6..... Duke, 1945 Sugar
- 6..... Texas A&M, 1942 Cotton
- 5..... Baylor, 1981 Cotton
- 5..... Nebraska, 1967 Sugar
- 5..... Boston College, 1943 Orange

#### Fewest Fumbles

- 0..... 11 times - most recent: Ohio State, 2021 CFP National Championship (Others - Clemson, 2019 CFP National Championship; Oklahoma, 2018 CFP Semifinal (Orange); Georgia, 2018 CFP National Championship; Clemson, 2017 CFP Semifinal (Sugar): Virginia Tech, 1998 Music City; Michigan, 1988 Hall of Fame; Texas, 1982 Cotton; Ohio State, 1978 Sugar; Texas, 1973 Cotton; Syracuse, 1953 Orange)

#### Most Fumbles Lost

- 6..... Ole Miss, 1964 Sugar
- 5..... Texas A&M, 1942 Cotton
- 4..... Baylor, 1981 Cotton
- 4..... Nebraska, 1966 Orange
- 4..... Penn State, 1959 Liberty
- 4..... Stanford, 1935 Rose
- 4..... Washington State, 1931 Rose

### Fewest Fumbles Lost

- 0..... 27 times - most recent: Ohio State, 2021 CFP National Championship (Others - Notre Dame, 2021 CFP Semifinal (Rose); Michigan, 2020 Citrus; Clemson, 2019 CFP National Championship; Oklahoma, 2018 CFP Semifinal (Orange); Clemson, 2016 CFP National Championship; Michigan State, 2015 CFP Semifinal (Cotton); Oklahoma, 2014 Sugar; Notre Dame, 2013 BCS National Championship; Michigan State, 2011 Capital One; Colorado, 2007 Independence; Texas Tech, 2006 Cotton; Iowa State, 2001 Independence; Virginia Tech, 1998 Music City; Ohio State, 1995 Citrus; Colorado, 1991 Blockbuster; Army, 1988 Sun; Michigan, 1988 Hall of Fame; Texas, 1982 Cotton; Penn State, 1979 Sugar; Ohio State, 1978 Sugar; Penn State, 1975 Sugar; Texas, 1973 Cotton; Texas, 1960 Bluebonnet; Rice, 1954 Cotton; Syracuse, 1953 Orange; California, 1938 Rose)

### PENALTIES

#### Most Penalties

- 11..... Oklahoma, 2014 Sugar
- 11..... Minnesota, 2004 Music City
- 11..... Miami (Fla.), 1990 Sugar
- 10..... Utah, 2009 Sugar
- 10..... Texas Tech, 2006 Cotton
- 10..... Michigan, 2000 Orange
- 10..... Louisville, 1991 Fiesta

#### Fewest Penalties

- 0..... Texas, 1973 Cotton
- 1..... 11 times - most recent: Clemson, 2019 CFP National Championship (Others - North Carolina, 1993 Gator; Michigan, 1988 Hall of Fame; Washington, 1986 Sun; Arkansas, 1980 Sugar; Notre Dame, 1975 Orange; Oklahoma, 1963 Orange; Texas, 1948 Sugar; Duke, 1945 Sugar; Texas A&M, 1942 Cotton; Washington, 1926 Rose)

### Most Penalty Yards

- 115..... Michigan, 2000 Orange
- 95..... Oklahoma, 2014 Sugar
- 94..... Colorado, 1969 Liberty
- 91..... Utah, 2009 Sugar
- 89..... Rice, 1954 Cotton

### Fewest Penalty Yards

- 0..... Texas, 1973 Cotton
- 5..... Michigan, 1988 Hall of Fame
- 5..... Oklahoma, 1963 Orange
- 5..... Texas, 1948 Sugar
- 5..... Duke, 1945 Sugar
- 5..... Texas A&M, 1942 Cotton

### SCORING

#### Most Points

- 47..... Colorado, 1969 Liberty
- 45..... Oklahoma, 2014 Sugar
- 44..... Clemson, 2019 CFP National Championship
- 42..... Ohio State, 2014 CFP Semifinal (Sugar)
- 40..... Clemson, 2016 CFP National Championship

### Fewest Points

- 0..... Michigan State, 2015 CFP Semifinal (Cotton)
- 0..... LSU, 2012 BCS National Championship
- 0..... Oklahoma, 1963 Orange
- 0..... Washington State, 1931 Rose
- 2..... Baylor, 1981 Cotton





### Most Points in Any Quarter

25..... Louisville, 1991 Fiesta (1st)  
21..... Clemson, 2017 CFP National Championship (4th)  
21..... Utah, 2009 Sugar (1st)  
21..... Colorado, 2007 Independence (2nd)  
21..... Michigan, 2000 Orange (3rd)  
21..... Missouri, 1968 Gator (4th)

### Most Points – First Quarter

25..... Louisville, 1991 Fiesta  
21..... Utah, 2009 Sugar  
14..... Clemson, 2019 CFP National Championship  
14..... Clemson, 2016 CFP National Championship  
14..... Oklahoma, 2014 Sugar  
14..... Nebraska, 1972 Orange  
14..... Boston College, 1943 Orange

### Most Points – Second Quarter

21..... Colorado, 1969 Liberty  
17..... Clemson, 2019 CFP National Championship  
17..... Oklahoma, 2014 Sugar  
17..... Oklahoma State, 2006 Independence  
14..... Ohio State, 2014 CFP Semifinal (Sugar)  
14..... Colorado, 2007 Independence  
14..... Ohio State, 1995 Citrus  
14..... Michigan, 1988 Hall of Fame  
14..... Nebraska, 1972 Orange  
14..... Oklahoma, 1970 Bluebonnet  
14..... Texas, 1965 Orange  
14..... Rice, 1954 Cotton

### Most Points – Third Quarter

21..... Michigan, 2000 Orange  
14..... Ohio State, 2014 CFP Semifinal (Sugar)  
14..... Virginia Tech, 1998 Music City  
14..... Army, 1988 Sun  
13..... Clemson, 2019 CFP National Championship

### Most Points – Fourth Quarter

21..... Clemson, 2017 CFP National Championship  
21..... Missouri, 1968 Gator  
16..... Clemson, 2016 CFP National Championship  
16..... Colorado, 1969 Liberty  
15..... Nebraska, 1966 Orange

### Most Points In Any Half

31..... Clemson, 2019 CFP National Championship  
31..... Oklahoma, 2014 Sugar (1st)  
31..... Colorado, 1969 Liberty (1st)  
28..... Clemson, 2017 CFP National Championship (2nd)  
28..... Virginia Tech, 1998 Music City (2nd)  
28..... Nebraska, 1972 Orange (1st)

### Most Points – First Half

31..... Clemson, 2019 CFP National Championship (1st)  
31..... Oklahoma, 2014 Sugar  
31..... Colorado, 1969 Liberty  
28..... Nebraska, 1972 Orange  
25..... Louisville, 1991 Fiesta

### Most Points – Second Half

28..... Clemson, 2017 CFP National Championship  
28..... Virginia Tech, 1998 Music City  
26..... Clemson, 2016 CFP National Championship  
24..... Oklahoma, 2018 CFP Semifinal (Orange)  
22..... Ohio State, 2014 CFP Semifinal (Sugar)

### Fewest Points in a Win

7..... Penn State, 1959 Liberty  
13..... Notre Dame, 1975 Orange  
13..... California, 1938 Rose  
14..... Texas, 1982 Cotton  
17..... Texas, 1973 Cotton

### Most Points in a Loss

40..... Clemson, 2016 CFP National Championship  
28..... Army, 1988 Sun  
28..... Nebraska, 1966 Orange  
25..... Colorado, 1991 Blockbuster  
24..... Ohio State, 2021 CFP National Championship  
24..... Colorado, 2007 Independence

### TOUCHDOWNS

#### Most Total Touchdowns

6..... Clemson, 2019 CFP National Championship  
6..... Oklahoma, 2014 Sugar  
6..... Colorado, 1969 Liberty  
5..... Clemson, 2017 CFP National Championship  
5..... Clemson, 2016 CFP National Championship  
5..... Ohio State, 2014 CFP Semifinal (Sugar)  
5..... Michigan, 2000 Orange  
5..... Virginia Tech, 1998 Music City  
5..... Louisville, 1991 Fiesta  
5..... Miami (Fla.), 1990 Sugar  
5..... Nebraska, 1972 Orange  
5..... Missouri, 1968 Gator

### FIELD GOALS

#### Most Field Goals Made

3 .....2 times - most recent: Michigan, 2020 Citrus  
(Others - Georgia, 2018 CFP National Championship)  
2 .....12 times - most recent: Oklahoma, 2018 CFP  
Semifinal (Orange) (Others - Clemson, 2018 CFP Semifinal  
(Sugar); Clemson, 2016 CFP National Championship; Ohio  
State, 2015 CFP Semifinal (Sugar); Texas, 2010 BCS National  
Championship; Oklahoma State, 2006 Independence;  
Minnesota, 2004 Music City; Iowa State, 2001 Independence;  
Michigan, 1997 Outback; Miami (Fla.), 1993 Sugar;  
Washington, 1986 Sun; Penn State, 1975 Sugar)





## ALABAMA BOWL/CFP RECORDS

### INDIVIDUAL BESTS

#### RUSHING

##### Most Rushing Attempts

36.....	Derrick Henry vs. Clemson, 2016 CFP National Championship
28.....	Derrick Lassie vs. Miami (Fla.), 1993 Sugar
28.....	Bobby Humphrey vs. Washington, 1986 Sun
28.....	Ricky Moore vs. SMU, 1983 Sun
27.....	Sherman Williams vs. Ohio State, 1995 Citrus
27.....	Bobby Humphrey vs. Michigan, 1988 Hall of Fame
27.....	Johnny Musso vs. Oklahoma, 1970 Bluebonnet

##### Most Yards Rushing

180.....	Bo Scarbrough vs. Washington, 2016 CFP Semifinal (Peach)
166.....	Sherman Williams vs. Ohio State, 1995 Citrus
161.....	Shaun Alexander vs. Michigan, 2000 Orange
159.....	Bobby Humphrey vs. Washington, 1986 Sun
158.....	Derrick Henry vs. Clemson, 2016 CFP National Championship

##### Most Touchdowns Rushing

3.....	Shaun Alexander vs. Michigan, 2000 Orange
2.....	Najee Harris vs. Ohio State, 2021 CFP National Championship
2.....	Najee Harris vs. Michigan, 2020 Citrus
2.....	Damien Harris vs. Oklahoma, 2017 CFP Semifinal (Orange)
2.....	Bo Scarbrough vs. Clemson, 2017 CFP National Championship
2.....	Bo Scarbrough vs. Washington, 2016 CFP Semifinal (Peach)
2.....	Derrick Henry vs. Michigan State, 2015 CFP Semifinal (Cotton)
2.....	Mark Ingram vs. Michigan State, 2011 Capital One
2.....	Eddie Lacy vs. Michigan State, 2011 Capital One
2.....	Mark Ingram vs. Texas, 2010 BCS
2.....	Trent Richardson vs. Texas, 2010 BCS

##### Longest Rushing Touchdown

68.....	Bo Scarbrough vs. Washington, 2016 CFP Semifinal (Peach)
67.....	Dixie Howell vs. Stanford, 1935 Rose
64.....	Bobby Humphrey vs. Washington, 1986 Sun
62.....	Eddie Lacy vs. Michigan State, 2011 Capital One
58.....	Kenyan Drake vs. Michigan State, 2016 CFP Semifinal (Cotton)

#### PASSING

##### Most Pass Attempts

52.....	David Smith vs. Army, 1988 Sun
45.....	Mac Jones vs. Ohio State, 2021 CFP National Championship
43.....	Gary Hollingsworth vs. Miami (Fla.), 1990 Sugar
40.....	Jeff Dunn vs. Michigan, 1988 Hall of Fame
37.....	Jay Barker vs. Ohio State, 1995 Citrus
37.....	Scott Hunter vs. Missouri, 1968 Gator
37.....	Joe Namath vs. Texas, 1965 Orange

##### Most Pass Completions

36.....	Mac Jones vs. Ohio State, 2021 CFP National Championship
33.....	David Smith vs. Army, 1988 Sun
27.....	Gary Hollingsworth vs. Miami (Fla.), 1990 Sugar
25.....	Mac Jones vs. Notre Dame, 2021 CFP Semifinal (Rose)
25.....	Jake Coker vs. Michigan State, 2015 CFP Semifinal (Cotton)

##### Most Yards Passing

464.....	Mac Jones vs. Ohio State, 2021 CFP National Championship
412.....	David Smith vs. Army, 1988 Sun
387.....	AJ McCarron vs. Oklahoma, 2014 Sugar
335.....	Jake Coker vs. Clemson, 2015 CFP National Championship
327.....	Mac Jones vs. Michigan, 2020 Citrus

##### Best Completion Percentage

1.000.....	Tyler Watts vs. Michigan (6-6), 2000 Orange
1.000.....	Harry Gilmer vs. Duke (8-8), 1945 Sugar
.889.....	Tua Tagovailoa vs. Oklahoma (24-27), 2018 CFP Semifinal (Orange)
.833.....	Mac Jones vs. Notre Dame (25-30), 2021 CFP Semifinal (Rose)
.833.....	Jake Coker vs. Michigan State (25-30), 2015 CFP Semifinal (Cotton)
.833.....	Richard Todd vs. Penn State (10-12), 1975 Sugar

##### Longest Pass Completion

85.....	Mac Jones to Jerry Jeudy vs. Michigan, 2020 Citrus
68.....	Jalen Hurts to O.J. Howard vs. Clemson, 2017 CFP National Championship
67.....	AJ McCarron to DeAndrew White vs. Oklahoma, 2014 Sugar
63.....	Jake Coker to O.J. Howard vs. Clemson, 2016 CFP National Championship
63.....	AJ McCarron to DeAndrew White vs. Oklahoma, 2014 Sugar

#### RECEIVING

##### Most Receptions

12.....	DeVonta Smith vs. Ohio State, 2021 CFP National Championship
9.....	Amari Cooper vs. Ohio State, 2014 CFP Semifinal (Sugar)
9.....	Amari Cooper vs. Oklahoma, 2014 Sugar
9.....	Marco Battle vs. Army, 1988 Sun
9.....	Greg Payne vs. Army, 1988 Sun

##### Most Yards Receiving

215.....	DeVonta Smith vs. Ohio State, 2021 CFP National Championship
204.....	Jerry Jeudy vs. Michigan, 2020 Citrus
178.....	Ray Perkins vs. Nebraska, 1967 Sugar
155.....	Sherman Williams vs. Ohio State, 1995 Citrus
139.....	Jerry Jeudy vs. Clemson, 2019 CFP National Championship
139.....	DeAndrew White vs. Oklahoma, 2014 Sugar

##### Most Touchdowns Receiving

3.....	DeVonta Smith vs. Ohio State, 2021 CFP National Championship
3.....	DeVonta Smith vs. Notre Dame, 2021 CFP Semifinal (Rose)
2.....	O.J. Howard vs. Clemson, 2016 CFP National Championship
2.....	Calvin Ridley vs. Michigan State, 2015 CFP Semifinal (Cotton)
2.....	Amari Cooper vs. Ohio State, 2014 CFP Semifinal (Sugar)
2.....	Amari Cooper vs. Notre Dame, 2013 BCS National Championship
2.....	Ray Perkins vs. Nebraska, 1966 Orange
2.....	Don Hutson vs. Stanford, 1935 Rose

#### ALL-PURPOSE YARDS

359*	Sherman Williams (116 Rush, 155 Rec., 38 KOR) vs. Ohio State, 1995 Citrus
239.....	DeVonta Smith (215 Rec., 6 KOR, 18 PR) vs. Ohio State, 2021 CFP National Championship
223.....	Bobby Humphrey (149 Rush, 34 Rec., 21 KOR) vs. Washington, 1986 Sun
218.....	Kenyan Drake (196 KOR, 21 Rec., 1 Rush) vs. Clemson, 2016 CFP
207.....	Javier Arenas (134 KOR, 73 PR) vs. Utah, 2009 Sugar

#### TOTAL OFFENSE

475.....	Mac Jones (464 Pass, 11 Rush) vs. Ohio State, 2021 CFP National Championship Game
382.....	David Smith (412 Pass, -30 Rush) vs. Army, 1988 Sun
344.....	AJ McCarron (387 Pass, -43 Rush) vs. Oklahoma, 2014 Sugar
327.....	Mac Jones (327 Pass, 0 Rush) vs. Michigan, 2020 Citrus
327.....	Tua Tagovailoa (318 Pass, 9 Rush) vs. Oklahoma, 2018 CFP Semifinal (Orange)

#### SCORING

##### Most Points Scored

19.....	Bobby Luna vs. Syracuse, 1953 Orange (2 TDs, 7 PATs)
18.....	Najee Harris vs. Ohio State, 2021 CFP National Championship (3 TDs)
18.....	DeVonta Smith vs. Ohio State, 2021 CFP National Championship (3 TDs)
18.....	DeVonta Smith vs. Notre Dame, 2021 CFP Semifinal (Rose) (3 TDs)
18.....	Derrick Henry vs. Clemson, 2016 CFP National Championship (3 TDs)
18.....	Shaun Alexander vs. Michigan, 2000 Orange (3 TDs)
18.....	Bobby Humphrey vs. Washington, 1986 Sun (3 TDs)

##### KICKOFF RETURNS

##### Most Kickoff Returns

7.....	Christion Jones vs. Ohio State, 2014 CFP Semifinal (Sugar)
7.....	Sherman Williams vs. Ohio State, 1995 Citrus
6.....	Steve Williams vs. Nebraska, 1972 Orange
5.....	Kenyan Drake vs. Clemson, 2016 CFP National Championship
5.....	Javier Arenas vs. Utah, 2009 Sugar

##### Most Kickoff Return Yards

196.....	Kenyan Drake vs. Clemson, 2016 CFP National Championship
146.....	Sherman Williams vs. Miami, 1993 Sugar
134.....	Javier Arenas vs. Utah, 2009 Sugar
122.....	Steve Williams vs. Nebraska, 1972 Orange
104.....	Christion Jones vs. Oklahoma, 2014 Sugar

##### Longest Kickoff Return

95.....	Kenyan Drake vs. Clemson, 2016 CFP National Championship
62.....	Lou Ikner vs. Penn State, 1979 Sugar
61.....	Joey Jones vs. Texas, 1982 Cotton

#### PUNT RETURNS

##### Most Returns

6.....	David Palmer vs. Colorado, 1991 Blockbuster
5.....	Trevon Diggs vs. Georgia, 2018 CFP National Championship
5.....	Cyrus Jones vs. Michigan State, 2015 CFP Semifinal (Cotton)
5.....	David Palmer vs. Miami, 1993 Sugar
5.....	Willie Shelby vs. Notre Dame, 1975 Sugar

##### Most Punt Return Yards

108.....	Freddie Milons vs. Michigan, 2000 Orange (1 TD, 62 yards)
86.....	Javier Arenas vs. Oklahoma State, 2006 Independence (1 TD, 86 yards)
95.....	Sherman Williams vs. Miami, 1993 Sugar
80.....	Cyrus Jones vs. Michigan State, 2015 CFP Semifinal (Cotton)
74.....	David Palmer vs. Colorado, 1991 Blockbuster





### Longest Punt Return

86..... Javier Arenas (TD) vs. Oklahoma State, 2006 Independence  
80..... Cecil Ingram (TD) vs. Syracuse, 1953 Orange  
78..... Sherman Williams (TD) vs. Miami, 1993 Sugar  
73..... Javier Arenas (TD) vs. Utah, 2009 Sugar  
72..... Jimmie Nelson (TD) vs. Texas A&M, 1942 Cotton

### PUNTING

#### Most Punts

10..... JK Scott (458 yards) vs. Clemson, 2017 CFP National Championship  
10..... Woody Umphrey (388 yards) vs. Penn State, 1979 Sugar  
10..... Frank Mann (419 yards) vs. Missouri, 1968 Gator  
9..... Patrick Morgan (310 yards) vs. Michigan, 2000 Orange  
9..... Chris Mohr (412 yards) vs. Washington, 1986 Sun

#### Most Punting Yards

458..... JK Scott (10 punts) vs. Clemson, 2017 CFP National Championship  
419..... Frank Mann (10 punts) vs. Missouri, 1968 Gator  
412..... Chris Mohr (9 punts) vs. Washington, 1986 Sun  
388..... Woody Umphrey (10 punts) vs. Penn State, 1979 Sugar  
385..... JK Scott (7 punts) vs. Ohio State, 2014 CFP Semifinal (Sugar)

#### Best Punting Average

55.0..... JK Scott (7 for 385) vs. Ohio State, 2014 CFP Semifinal (Sugar)  
50.0..... Mike Bernier (2 for 100) vs. Clemson, 2019 CFP National Championship  
49.2..... Cody Mandell (4 for 197) vs. Notre Dame, 2013 BCS National Championship  
49.0..... Mike Bernier (6 for 294) vs. Michigan, 2020 Citrus  
47.5..... JK Scott (6 for 285) vs. Georgia, 2018 CFP National Championship

### FIELD GOALS

#### Most Field Goal Attempts

7..... Jeremy Shelley vs. LSU, 2012 BCS National Championship  
5..... Tim Davis vs. Ole Miss, 1964 Sugar  
4..... Andy Pappanastos vs. Georgia, 2018 CFP National Championship  
3..... Leigh Tiffin vs. Utah, 2009 Sugar  
3..... Leigh Tiffin vs. Colorado, 2007 Independence  
3..... Michael Proctor vs. Ohio State, 1995 Citrus  
3..... Philip Doyle vs. Army, 1988 Sun  
3..... Peter Kim vs. Baylor, 1981 Cotton

#### Most Field Goals Made

5..... Jeremy Shelley vs. LSU, 2012 BCS National Championship  
4..... Tim Davis vs. Ole Miss, 1964 Sugar  
3..... Leigh Tiffin vs. Colorado, 2007 Independence  
3..... Philip Doyle vs. Army, 1988 Sun  
3..... Peter Kim vs. Baylor, 1981 Cotton

#### Longest Field Goal Made

52..... Leigh Tiffin vs. Utah, 2009 Sugar  
51..... Philip Doyle vs. Michigan, 1988 Hall of Fame  
50..... Greg Gantt vs. Texas, 1973 Cotton  
48..... Van Tiffin vs. USC, 1985 Aloha  
48..... Tim Davis vs. Ole Miss, 1964 Sugar

### INTERCEPTIONS

#### Most Interceptions

3..... Jeremiah Castille vs. Illinois, 1982 Liberty  
2..... Javier Arenas vs. Texas 2010 BCS  
2..... Kermit Kendrick vs. Washington, 1986 Sun  
2..... Steve Wade vs. Texas, 1973 Cotton

#### Longest Interception Return

88..... Dwayne Rudd (TD) vs. Michigan, 1997 Outback  
75..... Hugh Morrow (TD) vs. Duke, 1945 Sugar  
60..... Buster Hill (TD) vs. Syracuse, 1953 Orange  
49..... Mark McMillian vs. Colorado, 1991 Blockbuster



## OPPONENT BOWL/CFP RECORDS

### INDIVIDUAL BESTS

#### RUSHING

##### Attempts

37.....	Marion Barber III, Minnesota (2004 Music City)
35.....	Bob Anderson, Colorado (1969 Liberty)
32.....	Vic Bottari, California (1938 Rose)
29.....	Laurence Maroney, Minnesota (2004 Music City)
28.....	Jim Grisham, Oklahoma (1963 Orange)

##### Rushing Yards

265.....	Dicky Moegle, Rice (1954 Cotton)
254.....	Bob Anderson, Colorado (1969 Liberty)
234.....	Jamie Morris, Michigan (1988 Hall of Fame)
230.....	Ezekiel Elliott, Ohio State (2014 CFP Semi at Sugar Bowl)
187.....	Marion Barber III, Minnesota (2004 Music City)

##### Rushing Touchdowns

3.....	Terry McMillan, Missouri (1968 Gator)
3.....	Dicky Moegle, Rice (1954 Cotton)
3.....	Mike Holovak, Boston College (1943 Orange)
2.....	Master Teague III, Ohio State (2021 CFP National Championship)
2.....	Travis Etienne, Clemson (2019 CFP National Championship)
2.....	Ezekiel Elliott, Ohio State (2014 CFP Semi at Sugar Bowl)
2.....	Keith Toston, Oklahoma State (2006 Independence)
2.....	Marion Barber III, Minnesota (2004 Music City)
2.....	Lamont Pegues, Virginia Tech (1998 Music City)
2.....	Alan Lowry, Texas (1973 Cotton)
2.....	Greg Pruitt, Oklahoma (1970 Bluebonnet)
2.....	Ernie Koy, Texas (1965 Orange)
2.....	George Clark, Duke (1945 Sugar)

#### PASSING

##### Attempts

56.....	Deshaun Watson, Clemson (2017 CFP National Championship)
56.....	Gino Torretta, Miami (Fla.) (1993 Sugar)
55.....	Tony Eason, Illinois (1982 Liberty)
47.....	Deshaun Watson, Clemson (2016 CFP National Championship)
46.....	Tom Brady, Michigan (2000 Orange)

##### Completions

36.....	Deshaun Watson, Clemson (2017 CFP National Championship)
35.....	Tony Eason, Illinois (1982 Liberty)
34.....	Tom Brady, Michigan (2000 Orange)
32.....	Trevor Knight, Oklahoma (2014 Sugar)
30.....	Deshaun Watson, Clemson (2016 CFP National Championship)

##### Passing Yards

451.....	Browning Nagle, Louisville (1991 Fiesta)
423.....	Tony Eason, Illinois (1982 Liberty)
420.....	Deshaun Watson, Clemson (2017 CFP National Championship)
405.....	Deshaun Watson, Clemson (2016 CFP National Championship)
369.....	Tom Brady, Michigan (2000 Orange)

##### Touchdown Passes

4.....	Deshaun Watson, Clemson (2016 CFP National Championship)
4.....	Trevor Knight, Oklahoma (2014 Sugar)
4.....	Tom Brady, Michigan (2000 Orange)
3.....	Trevor Lawrence, Clemson (2019 CFP National Championship)
3.....	Deshaun Watson, Clemson (2017 CFP National Championship)
3.....	Brian Johnson, Utah (2009 Sugar)
3.....	Cody Hawkins, Colorado (2007 Independence)
3.....	Craig Erickson, Miami (Fla.) (1990 Sugar)
3.....	Bob Churchich, Nebraska (1966 Orange)

##### Interceptions Thrown

5.....	Derace Moser, Texas A&M (1942 Cotton)
4.....	Garret Gilbert, Texas (2010 BCS National Championship)
4.....	Tony Eason, Illinois (1982 Liberty)
3.....	Gino Torretta, Miami (Fla.) (1993 Sugar)
3.....	Browning Nagle, Louisville (1991 Fiesta)
3.....	Kris Jenner, Illinois (1982 Liberty)

#### RECEIVING

##### Receptions

12.....	Freddie Brown, Utah (2009 Sugar)
10.....	Hunter Renfrow, Clemson (2017 CFP National Championship)
10.....	Jordan Shipley, Texas (2010 BCS National Championship)
10.....	David Terrell, Michigan (2000 Orange)
9.....	Tyson DeVree, Colorado (2007 Independence)
9.....	Corey Holliday, North Carolina (1993 Gator)

#### Receiving Yards

153.....	Justyn Ross, Clemson (2019 CFP National Championship)
150.....	David Terrell, Michigan (2000 Orange)
146.....	Joey Galloway, Ohio State (1995 Citrus)
142.....	James Sterling, Texas A&M (1942 Cotton)
127.....	Mike Martin, Illinois (1982 Liberty)
125.....	Freddie Brown, Utah (2009 Sugar)
125.....	Corey Holliday, North Carolina (1993 Gator)

#### Receiving Touchdowns

3.....	David Terrell, Michigan (2000 Orange)
2.....	Hunter Renfrow, Clemson (2017 CFP National Championship)
2.....	Hunter Renfrow, Clemson (2016 CFP National Championship)
2.....	Jalen Saunders, Oklahoma (2014 Sugar)
2.....	Jordan Shipley, Texas (2010 BCS National Championship)
2.....	Tyson DeVree, Colorado (2007 Independence)
2.....	Joey Galloway, Ohio State (1995 Citrus)
2.....	Tony Jeter, Nebraska (1966 Orange)



Alabama defeated Miami, 34-13, in the 1993 Sugar Bowl with the help of George Teague to win the 1992 national championship.





## 1926 ROSE BOWL

Alabama 20, Washington 19

PASADENA, Calif. (Jan. 1, 1926) — Trailing 12-0 at halftime, Coach Wallace Wade's Alabama team battled back in the second half to capture a thrilling 20-19 win over Washington in the Crimson Tide's first bowl outing. It was a game that was long remembered as one of the best contests in Rose Bowl history and Alabama's victory brought new and permanent national respect for Southern football.

Washington's great halfback, George Wilson, lived up to his pregame billing. He rushed for 134 yards and completed five passes for 77 yards and two touchdowns. But injuries put him out of the game for 22 minutes. It was during those 22 minutes that the Crimson Tide scored all of its points.

During the 38 minutes that Wilson was healthy and on the field, the Huskies scored three touchdowns and gained 300 yards. During the 22 minutes he was on the sidelines nursing an injury, Washington gained just 17 yards and failed to score, giving up all three scores that Alabama would need to win in the third quarter in what many considered the greatest Rose Bowl game played to that point.

"As George Wilson went, so went Washington," wrote famed sportswriter Damon Runyan. "If there was ever a one-man football team, George was it. When Wilson was on the field it was a ball game."

Wilson was named the game's most outstanding player, but his greatness was not enough to prevent an Alabama victory. Alabama had some stars of its own as quarterback "Pooley" Hubert and halfback Johnny Mack Brown wreaked havoc on the Washington defense, especially when Wilson was not on the field.

"He is a great football player, this George Wilson — one of the very greatest," Runyan wrote. "His brief absence probably made a big difference to Washington, but, still 'Pooley' Hubert was always on hand for Alabama. It was a great team that the South sent to California to take its part in the Tournament of Roses, probably the greatest that ever came out of the South."

Wilson missed the third quarter, and that's when Alabama scored its 20 points, all in seven minutes. First it was Hubert scoring from the one with Bill Buckler kicking the point after. After holding Washington and forcing a punt, Grant Gillis faded back from his own 41 and found Johnny Mack Brown at the Husky 25, who eluded one tackler and continued untouched on a 59-yard touchdown pass and run.

A fumble gave Alabama another chance at the Washington 30. On first down Hubert told Brown to run as fast as he could for the goal. "When I reached the three, I looked around," said Brown. "Sure enough, the ball was coming down over my shoulder. I took it in stride, used my stiff arm on one man and went over carrying somebody. The place was really in an uproar."

Washington scored a final time in the fourth quarter but couldn't overcome the Alabama lead.

### SCORE BY QUARTERS

	1	2	3	4	-	F
Alabama		0	0	20	0	-20
Washington		6	6	07	-	19

Attendance: 55,000 (capacity: 57,000).



## 1927 ROSE BOWL

Alabama 7, Stanford 7

PASADENA, Calif. (Jan. 1, 1927) — Alabama head coach Wallace Wade's Crimson Tide was invited to return for the 1927 renewal after another perfect season. His great backs of 1925 were gone, and he was not wealthy in reserves. But it was a team wealthy with colorful nicknames: "Lovely" Barnes, "Goofy" Bowdoin, "Snake" Vines and "Rosy" Caldwell.

The game matched two of college football's legendary coaches: Wallace Wade of Alabama and Glenn "Pop" Warner of Stanford. As usual, the Rose Bowl stadium was packed with record crowd of 57,417. Gross receipts were \$218,047 — the highest ever. Approximately \$100,000 was refunded.

Both teams entered the game undefeated and would end the game there, as well, with Stanford finishing 10-0-1 and Alabama 9-0-1 and sharing the national championship. Stanford was the No. 1 team in the nation under the Dickinson System, and awarded the Rissman Trophy, while Alabama was No. 1 in the Helms System (The Associated Press poll would not begin until 1936).

For Stanford, it was All-American Ted Shipkey doing most of the damage against the Crimson Tide. Stanford dominated the game statistically (305 total yards to 98) but played "stale" as one writer described it throughout. Fumbles were frequent and Stanford missed on two chances to score inside the 10-yard line. Stanford scored first on a 20-yard pass play from George Bogue to end Ed Walker, who ran the final 15 yards for the touchdown. Bogue, who had missed an 18-yard field goal earlier in the first period, then kicked the point-after and Stanford had a 7-0 lead that would last until the game's final moments.

After scoreless second and third quarters, it appeared Stanford was on its way to a shutout, but Alabama center Clarke "Babe" Pearce blocked a punt by Stanford's Frankie Wilton, giving Alabama the ball on the 14-yard line. Into the game went 170-pound Jimmy Johnston at halfback. A dislocated shoulder had prevented him from playing much that season, but he had been regarded as one of the finest backs in the South prior to the injury.

Wu Winslett started the march with a run for three yards, then Johnson raced forward for seven to the Stanford four-yard line. Winslett smashed for three yards to the one. Then Johnson banged into right guard, the resistance crumpling under his charge. It was 7-6 now and a ruse was coming up next.

As the teams lined up for the crucial extra point attempt with the crowd respectfully hushed, captain Emile Barnes barked signals. Suddenly, someone shouted "signals off." Stanford's line stood at ease in anticipation of another signal sequence. At that moment center Gordon Holmes snapped the ball to Winslett, who touched it down. Unrushed and with plenty of time, Herschel Caldwell smoothly kicked it through the posts and over the bar.

The 7-7 game ended three plays later.

### SCORE BY QUARTERS

	1	2	3	4	-	F
Alabama		0	0	07	-	7
Stanford		7	0	00	-	7

Attendance: 57,417 (capacity: 57,000).



## 1931 ROSE BOWL

Alabama 24, Washington State 0

PASADENA, Calif. (Jan. 1, 1931) — Head Coach Wallace Wade's last Alabama team before he left for Duke typified the personality of the coldly efficient strategist. Alabama crushed Washington State, 24-0, before a crowd of 60,000. Wade announced on New Year's Eve that he planned to start his second team. The sportswriters were incredulous. But Wade, who felt Alabama was two touchdowns better, meant it and, in fact, did open with his second unit.

The Cougars entered the field dressed completely in red from head to toe. Their helmets, jerseys, pants, socks and shoes were red. The play seemed to work early on, as the Cougars held the upper hand most of the first quarter but didn't come close to scoring.

Late in the period Wade inserted his first string and things began to pop. The Crimson Tide rushed for 21 points in the second quarter — much like its 20-point third quarter in 1926 that spelled defeat for a stunned Washington team — and another field goal in the third to win, 24-0. Much of the damage was done in a wild, six-minute stretch.

After 13 straight plays on the ground, from its own 39, Alabama left end Jimmy Moore returned and sped into his own backfield when the march reached the WSU 43-yard line. He received the ball from fullback Johnny Cain, took a few steps and spiraled a long pass downfield. Left halfback John "Flash" Suther gathered it in full stride on the Washington State 22 and raced untouched to the end zone to complete the 43-yard scoring play.

Crimson Tide center Jess Eberdt intercepted a Cougar pass on the WSU 47. From the WSU 41, Moore again passed, hitting end Ben Smith on the Cougar one where he outfought three Cougar defenders to make the catch. "Monk" Campbell powered in for the score from a yard out on the next play.

Lightning struck quickly the next time Alabama got the ball. Campbell, on a beautifully setup fake to Moore, shot through left guard, wriggled free of a State man's clutches and bolted 43 yards to score. In that quick stretch, the Crimson Tide had settled the issue for the day.

Wade's second team was on the field in the third quarter when the final points were registered. Guard J. B. "Ears" Whitworth, later head coach at Alabama, kicked a 30-yard field goal for the game's final points.

It was a dominant victory for the Crimson Tide. Alabama ran for 232 yards and passed for 101 for a total of 333 yards of total offense. Washington State only mustered 204 total yards and only once seriously threatened to score, fumbling its only real scoring chance on the Alabama 1-yard line.

### SCORE BY QUARTERS

	1	2	3	4	-	F
Alabama		0	21	30	-	24
Washington State		0	0	00	-	0

Attendance: 60,000 (capacity: 83,000).



## 1935 ROSE BOWL

Alabama 29, Stanford 13

**PASADENA, Calif. (Jan. 1, 1935)** — “Dixie Howell, the human howitzer from Hartford, Ala., blasted the Rose Bowl dreams of Stanford today with one of the greatest all-around exhibitions football has ever known,” was the lead written by legendary sportswriter Grantland Rice. Alabama blasted Stanford, 29-13, with Howell teaming with the incomparable pass catching end, Don Hutson, to electrify the crowd of 84,474 with a 22-point second quarter explosion.

Stanford’s “Vow Boys,” named for their vow as freshmen to never lose again to USC after a loss to the freshman team in 1932, were now juniors. There was nothing tricky about Alabama’s game this day – the Crimson Tide relied on the lethal, immortal connection of Howell and Hutson to pass for 214 yards.

In the entire calendar year of 1934 – including the 1934 Rose Bowl game – this Stanford team had given up a total of 21 points. In the 13 minutes before halftime in the 1935 Rose Bowl game, Alabama scored 22. In those 15 minutes, Alabama completed eight-of-nine passes for 150 yards and gained another 106 yards on the ground. Howell gained 96 yards in the air on four completions to Hutson and three more to end Paul “Bear” Bryant. Howell also had a sensational 67-yard sprint for a touchdown.

Alabama had the ball for four plays in the first quarter and collected four yards. Stanford actually opened the scoring. Recovering a fumble on the Alabama 29-yard line, Stanford – carried by Bobby Grayson, “Bones” Hamilton and “Buck” Van Dellen – thundered through the Alabama defense and marched straight to a 7-0 lead. Then came the Crimson Tide’s reinforcements.

Howell completed a 17-yard pass to Hutson, then threw completions of 12 and 15 yards to other receivers before Howell scored from the five early in the second quarter to tie the game. As rules allowed in those days, Stanford chose to kick off as if to show Alabama’s score was a fluke. Howell started the ensuing possession with a 25-yard pass to Hutson, then passed to Bryant for 18 and then back to Hutson for five more. On fourth down with the ball on the Stanford six, Hutson held while Riley Smith kicked a 22-yard field goal for a 9-7 Alabama lead. Still not convinced, Stanford stubbornly kicked off again.

On the second play following the kickoff, Howell swung to his right and swerved for the sidelines and raced 67 yards for a touchdown that sent the crowd to its feet, agog at this masterly piece of running. Alabama now led, 16-7.

Joe Riley replaced Howell at quarterback, but the results were similar. He hit Hutson with a 54-yard pass for a touchdown on Alabama’s next possession to end the half and seal the verdict with a 22-7 Crimson Tide lead.

From the Alabama 41, the duo struck again. Hutson caught Howell’s long spiral on the Stanford 30 and sprinted in from there for his second touchdown, this one spanning a total of 59 yards to close the scoring.

When Howell left the game in the fourth quarter after a 52-yard punt, he had accounted for 239 yards of total offense (71 yards rushing, 160 yards passing), while completing 9-of-12 passes, punted six times for an average of 43.8 yards, and returned four kickoffs for 74 yards. All told, he amassed 313 all-purpose yards. Hutson finished the day with eight catches for 164 yards and two scores.

### SCORE BY QUARTERS

	1	2	3	4	-	F
Alabama	0	22	0	7	-	29
Stanford	7	0	6	0	-	13

Attendance: 84,474 (capacity: 83,000).



## 1938 ROSE BOWL

[2] California 13, [4] Alabama 0

**PASADENA, Calif. (Jan. 1, 1938)** — Head Coach Frank Thomas’ 1937 Alabama team was not one of his best, but none was better coached or accomplished quite so much with what it had. After four previously victorious trips to Pasadena, Alabama finally faced the other side of the outcome in its fifth Rose Bowl appearance as the Golden Bears of California dominated the Crimson Tide, 13-0.

This Crimson Tide team had experienced several close calls in the season on the way to this Rose Bowl berth. Sandy Sanford literally kicked his team to Pasadena, winning two crucial games with field goals. In the Tulane game, Sanford booted a 32-yard field goal late in the fourth quarter when Alabama had only six men on the line of scrimmage. The illegal formation was undetected by officials and the Tide won, 9-6. Later in the season, Sanford beat Vanderbilt, 9-7, with another late-game field goal. In the Rose Bowl, however, there was no opportunity for Sanford’s heroics.

California, coached by Leonard B. “Stub” Allison, demonstrated too much power and speed, better balance, and some exceptionally skilled and rugged players in center Bob Herwig, end Perry Schwartz, quarterback Johnny Meek, guard Vard Stockton, and halfback Sam Chapman, the latter soon to become a major league outfielder.

But the star of the game was Vic Bottari, a junior tailback who started his career as a virtual nonentity on the Golden Bear squad. Bottari scored both touchdowns against Alabama on almost identical plays in the second and third quarters, quick, well-escorted trips around right end of three and five yards, respectively. Bottari rushed for 137 yards and both touchdowns in the game.

The scoring started soon after California’s Sam Chapman punted to Alabama’s safety, who was hit so hard by end Perry Schwartz that the ball squirted to the turf, and Schwartz recovered. California punched over the first touchdown to culminate a 63 yard, 13-play land march. Alabama couldn’t check driving, brutal power smashes accompanied by paralyzing blocking. Bottari scored from four yards out to give the Golden Bears a lead they would never lose.

The second scoring drive, this one in the third quarter, was an uncanny resemblance of the first. California took over on the Alabama 48-stock line, and Chapman and Bottari led another hard-charging ground march that took nine plays (no passes) to reach paydirt. Bottari again punched it in, this time from 5 yards out. Chapman missed the extra point, but it wouldn’t matter.

Alabama threatened twice in the game, reaching the Bears’ 2- and 7-yard lines, but they fumbled both times. In fact, because of the four fumbles Alabama lost, the Cal victory was criticized as one wrought with bad breaks for the Tide that, inversely, were good breaks for the Bears. But the consensus was that those “breaks” were actually forced fumbles caused by strong, hard tackling by the Cal defenders.

### SCORE BY QUARTERS

	1	2	3	4	-	F
Alabama	0	0	0	0	-	0
California	6	7	6	0	-	13

Attendance: 89,650 (capacity: 87,677).



## 1942 COTTON BOWL

[20] Alabama 29, [9] Texas A&M 21

**DALLAS (Jan. 1, 1942)** — It was the early days of World War II, so the nation’s attention certainly wasn’t focused on football, but what the crowd at the Cotton Bowl Stadium witnessed on the first day of 1942 would be long remembered as one of the most unlikely football games ever played. Alabama’s opportunistic Crimson Tide whipped Texas A&M, 29-21, under very bizarre circumstances.

The Crimson Tide made only one first down while A&M had 13. Alabama gained only 75 yards total offense, as opposed to 309 for the Aggies. The Tide completed just one pass while A&M completed 13 and Alabama ran just 33 plays, as opposed to 81 by the Aggies. Yet the Tide led 29-7 midway in the fourth quarter and held off an Aggie rush at the end to wind up with what remains to this day one of the most amazing bowl wins in history.

In spite of all the statistical anomalies, the only significant statistics were seven Alabama pass interceptions and five fumble recoveries, for a total of 12 turnovers by A&M. Perhaps only one fact made the difference in this game – Alabama had Jimmie Nelson while the Aggies didn’t.

The Aggies scored first. Leo Daniels set up the touchdown on his first play in the game by returning a punt 44 yards to the Alabama 18-yard line. Three plays later – on the second play of the second quarter – Daniels pitched a pass to end Herman Cowley for a 12-yard touchdown. Jake Webster’s kick gave A&M a 7-0 lead.

Alabama responded less than three minutes later. Daniels fumbled and Alabama tackle Don Whitmire recovered the ball on the Aggie 25. Nelson connected with Holt Rast on a 17-yard pass to the Aggie 8. On third down, Nelson crossed up the Aggie defense on a beautifully executed reverse as he started to the right, then handed the ball to halfback Russ Craft, who raced to the left to go the eight yards for a touchdown.

Nelson stopped an Aggie threat with an interception in the end zone at the end of the first half to preserve the tie. Nelson then put the Tide ahead for good, taking Derace Moser’s low line drive kick at the 28 and following a convoy of blockers to complete a 72-yard kickoff return for a touchdown and a 13-7 Crimson Tide lead. Hecht’s try for the extra point was blocked.

Late in the third quarter, Nelson again scored. Daniels fumbled a Nelson punt and Alabama end Sam Sharp recovered at the Aggie 21. On the first play, Nelson started to the right, cut back through the Aggie left tackle and managed to avoid six tacklers on a 21-yard touchdown run. Hecht’s conversion gave the Tide a 20-7 lead.

Early in the fourth quarter, an interception led to a 31-yard field goal by Hecht for a 23-7 Alabama lead. A Nelson punt that rolled dead on the Aggie 4-yard line enabled the Tide to the margin a short time later. Passing from his own 10-yard line, A&M’s Moser fired a pass to Aggie end Jake Webster, who tipped it into the hands of Rast, who promptly returned the intercepted pass 12 yards for a touchdown. Hecht’s conversion kick was blocked.

Alabama claimed its fourth victory in six bowl games. Alabama coach Frank Thomas clearly had his team prepared for the Aggies, the nation’s leading passing team. The victory was a typical Alabama bowl victory as the Tide simply wasted few scoring opportunities; seizing every break and making them pay off.

### SCORE BY QUARTERS

	1	2	3	4	-	F
Alabama	0	7	13	9	-	29
Texas A&M	0	7	0	14	-	21

Attendance: 38,000 (capacity: 46,200).



## 1943 ORANGE BOWL

[10] Alabama 37, [8] Boston College 21

MIAMI (Jan. 1, 1943) — Stung by two first quarter Boston College touchdowns, Alabama's All-American center Joe Domnanovich called his team into a huddle as they awaited a kickoff. "Don't give up," he said, simply but firmly. "We haven't had a chance to go with the ball yet. We're going to receive and we're going to run them into the ground."

Twenty minutes later, at halftime, Alabama was in front, 22-21, and won the game, 37-21.

Mike Holovak, the Eagles' swift-striding right halfback, scored on runs of 65 and 35 yards to put Boston College in front early. Then Alabama went to work.

Russ Craft, Dave Brown, Johnny August and Russ Mosley tore off big chunks of turf and the Eagle defense caved in. Bobby Tom Jenkins raced 40 yards for one score. Boston College made a comeback effort and went ahead 21-19 just before halftime, but George Hecht booted a 25-yard field goal to put Alabama on top, 22-21, at intermission. The Tide added 15 more points in the second half.

Wheeler Leeth scored on a 14-yard pass from Mosley, Ted Cook grabbed a 17-yard scoring aerial from August, Jenkins scored twice on runs of 40 and one, and August faked a pass and ran around right end for a 15-yard score. Hecht kicked a field goal and two extra points and Domnanovich even put two points on the board by tackling an Eagle in the end zone for a safety.

Bill Cullingham, a columnist for the Boston Post, wrote, "When you're beaten as clearly and as splendidly as was Boston College today, the only thing to do is stand and salute as the victors go by. It was a fine game, played in the truest tradition of sportsmanship, brilliantly won and gallantly lost in a magnificent setting, so in taste with the times that none who saw it will ever forget it."

### SCORE BY QUARTERS

	1	2	3	4	-	F
Alabama	0	22	6	9	-	37
Boston College	14	7	0	0	-	21

Attendance: 30,000 (capacity: 23,330).



## 1945 SUGAR BOWL

[11] Duke 29, Alabama 26

NEW ORLEANS (Jan. 1, 1945) — To say that the 1945 Sugar Bowl game was charged with drama every minute, it wouldn't be much of an exaggeration. The lead changed four times. The outcome was uncertain until the last second.

The heart-throbbing finish pulled 72,000 people out of their seats. In the final analysis, it was the power and experience of Duke's Navy trainees that prevailed over Alabama's inspired wartime civilian group, 29-26.

Harry Gilmer hit the tough Duke line hard for important gains and made many tackles, personally downing the Blue Devils ball carrier after every kickoff. One of Gilmer's passes stood out. Forced far back, Gilmer tripped over one Duke man. Two more Blue Devils got a piece of him. Suddenly, he broke loose for an instant, leaped high, and whipped the ball 41 yards to Ralph Jones, a big end.

On the game's final play, Gilmer fired another long pass to Jones, who just missed scoring a touchdown on a 33-yard gainer to Duke's 25. It was written and said that, at the time, never had one so young performed so brilliantly in a bowl game.

Duke led early, 7-0, but Gilmer's aerial attack set up three Crimson Tide touchdowns before Duke could score again, making it 19-13 at halftime.

Trailing 20-19 early in the fourth quarter, Alabama threw back the Blue Devils on the Tide 12. But the Crimson Tide surged forward again, this time with Hugh Morrow intercepting a Cliff Lewis pass and running 78 yards for the score.

Duke took the kickoff and drove to the Alabama 1-yard line before the Crimson Tide held on a goal-line stand, getting the ball back on downs.

With three minutes remaining, Alabama coach Frank Thomas took a calculated risk and sent in orders to give up two points through an intentional safety. Thomas hoped for a long, high punt from the 20 by John Wade, who would have plenty of time.

The strategy backfired. The punt sailed 40 yards. Duke's George Clark returned it 20 yards to Alabama's 40, from where the Blue Devils cracked the Tide defense for the winning touchdown in two inspired runs.

### SCORE BY QUARTERS

	1	2	3	4	-	F
Alabama	7	6	7	9	-	26
Duke	12	7	0	7	-	29

Attendance: 72,000 (capacity: 72,000).



## 1946 ROSE BOWL

[3] Alabama 34, [11] USC 14

PASADENA, Calif. (Jan. 1, 1946) — This was Alabama's sixth trip to the Rose Bowl and, although the Crimson Tide had enjoyed great success against the West Coast powers, a lot of that region's news media and fans had always said, "You've never played USC." There wasn't much of that commentary after the outcome of this one as Alabama won, 34-14.

At halftime, Alabama led 20-0. Troy's 21 plays had resulted in a net loss of 24 yards. Not until the score was 27-0 in the third quarter did USC make a first down.

Alabama's "wooden horse" toppled the men of Troy like no team ever before. USC had won eight straight Pasadena battles since 1923. Fortunately, Alabama head coach Frank Thomas was merciful. For Thomas it was his last bowl trip as a coach. His health began to fail in 1946 and he was forced to give up coaching in 1947. He died May 10, 1954.

Alabama outgained USC 351 to 41. Troy's running offense netted just six yards.

Harry Gilmer, the Crimson Tide's extraordinary passer, threw only 11 times, resulting in one touchdown. But he ran for 116 yards on 16 carries. Hal Self scored twice, sneaking over from the one and on a 24-yard Gilmer pass. Gilmer went over from the one, and Lowell Tew hit left guard from the two for points and Norwood Hodges scored up the middle on a one-yard plunge. Hugh Morrow kicked four extra points.

The resounding victory assured Thomas a place among the all-time coaching greats. Some 15 years later, Alabama team captain Tom Whitley remarked: "Coach Thomas's system would go today. He used innovations no scout could capture with notes and against which no defense could be surely set."

### SCORE BY QUARTERS

	1	2	3	4	-	F
Alabama	7	13	7	7	-	34
USC	0	0	0	14	-	14

Attendance: 94,000 (capacity: 87,677).





## 1948 SUGAR BOWL

[5] Texas 27, [6] Alabama 7

**NEW ORLEANS (Jan. 1, 1948)** — It is a peculiar fact that some of the most celebrated backs in the Southeastern Conference came to grief in New Orleans in their final game. Names coming to mind of those so ill-fated are Billy Cannon (1960), Johnny Majors (1957), Hank Lauricella (1952), and Harry Gilmer (1948).

Three years before, Gilmer, the Alabama sharpshooter, had heard the multitudes' roar of applause in the Sugar Bowl. It was a far cry from the reaction of 72,000 fans who saw Texas thwart Gilmer and the Crimson Tide, 27-7. He completed only three of his 11 passes and ran for a mere five yards. Loudest cheers went to Texas quarterback Bobby Layne. He sent the ball aloft 24 times and made connections ten times for 183 yards.

Both ground attacks were virtually ineffective as Alabama rushed for 41 yards and Texas to 59.

The Tide was not outplayed to the extent the score would indicate. The difference could have been a touchdown. The first half ended in a 7-7 standoff. Texas' last three touchdowns were achieved by defensive alertness. Or, to say it another way, Alabama committed three expensive errors — having a punt blocked, having a pass intercepted and run back for a touchdown, and fumbling deep in its own territory.

The left side of the Longhorns' line swarmed into the backfield when Norman Mosley tried to punt from Alabama's 25 in the third quarter. Left tackle George Petrovich blocked the kick and left guard Vic Vasicek recovered in the end zone for a touchdown.

Alabama appeared to wilt after that but displayed the heart to stall Texas drives twice within its 10. Then, with six minutes left and the Tide gambling to tie or win, Gilmer was rushed hard and threw desperately over oncoming Longhorns' upraised arms. End Lewis Holder intercepted the soft, short, high pitch. He raced for the red flag at the corner of the field 18 yards away, just making it in.

A few plays after that, Holder pounced on a Gilmer fumble five yards from another touchdown. Layne scored that one on a sneak.

In addition to the times they reached the promised land the Longhorns, in writing a brilliant finale to Blair Cherry's first season as head coach, missed the boat on several other occasions. In the second quarter Texas went from the Alabama 46 to the 12 where Rebel Steiner knocked down Layne's fourth down pass intended for Billy Pyle, who was a great back all afternoon.

Again in the third quarter, Texas went from the Alabama 45 to the 27 where another passing attack died. But the Steers came back knocking and went to the seven before bogging down. Layne finally attempted a field goal from the 15, but it was partially blocked. Texas also missed a third score in the fourth period when a 65-yard drive carried all the way to within one foot of the Crimson Tide goal. But there the center of the Crimson forward wall rose up and smacked down Jimmy Canady on a try through the middle.

The result was a shock to Alabama followers who expected the large senior contingent, stars of freshman and sophomore appearances in bowl games, to finish in grand fashion. Texas was faster, more powerful, and deserved to win.

### SCORE BY QUARTERS

	1	2	3	4	-	F
Texas	7	0	7	13	-	27
Alabama	0	7	0	0	-	7

Attendance: 72,000 (capacity: 72,000).



## 1953 ORANGE BOWL

[9] Alabama 61, [14] Syracuse 6

**MIAMI (Jan. 1, 1953)** — New Year's Day 1953 was the first on which football fans could see, through the medium of television, bowl games in Pasadena, Dallas, New Orleans, and Miami. Receipts increased greatly with bigger checks for competing schools and their conference brethren.

Meanwhile, Alabama crushed Syracuse, champion of the East, 61-6, in the Orange Bowl. Many in the crowd of 66,280 left in the third quarter so they could see more of other bowl games on TV at home.

Because the game was lasting so long, an Orange Bowl committee man reportedly approached the timekeeper and suggested the game, nearly three hours old at the time, might be sped up because it was about to be cut off the network.

Fifteen records were set in the fiasco, televised nationally by CBS. Even the deepest Alabama substitutes among the 46 Crimson Tide players were record-minded. "We didn't want to leave any still standing," explained tackle Van Marcus.

Alabama rushed for 286 yards and passed for 300. Its total offense of 586 yards and the sum of 818 for both teams were Orange Bowl records.

It was a close contest for a quarter when Alabama led, 7-6. After two periods the score was 20-6. And in the second half, "I just couldn't stop them," said Coach Harold (Red) Drew, a native of Maine who came to Alabama as end coach under Frank Thomas and developed Don Hutson, Paul Bryant, and Holt Rast, among others.

Soon after the game the Orange Bowl committee signed contracts with the Big Eight (then Big Seven) and the Atlantic Coast Conference. Their representatives met for the next five years.

### SCORE BY QUARTERS

	1	2	3	4	-	F
Alabama	7	14	20	20	-	61
Syracuse	6	0	0	0	-	6

Attendance: 89,650 (capacity: 87,677).



## 1954 COTTON BOWL

[6] Rice 28, [13] Alabama 6

**DALLAS (Jan. 1, 1954)** — Rice's Dicky Moegle rolled back the Crimson Tide with one of the greatest exhibitions of football history, scoring touchdowns on runs of 79, 95 and 34 yards while gaining a total of 265 yards as the Owls swamped Alabama, 28-6 in the Cotton Bowl.

On Moegle's second touchdown run, one of the weirdest events in bowl history occurred when Alabama fullback Tommy Lewis leaped off the bench as Moegle was roaring past, along the 45-yard line, and downed him with a fierce block. At the time, Moegle was steaming along with only one man having a chance — and that a doubtful one — of stopping him.

Rice was leading, 7-6, midway in the second quarter. The Owls were in possession on their own 5. Alabama had just muffed a scoring opportunity. Moegle, taking a handoff from quarterback LeRoy Fenstemaker, went around right end as his blockers did their job efficiently and headed for the Alabama goal line.

As Moegle approached midfield near the sidelines in front of the Alabama bench, it appeared no player could stop him. No one, that is, except Lewis, who was on the bench, and suddenly ran onto the field bareheaded, and threw his body into Moegle's legs. Moegle was felled on Alabama's 41. Then the alternate captain of the Tide retreated quickly to the spot he had vacated and sat there with his head down in embarrassment as Coach Red Drew stood before him and looked at Lewis in disbelief. Referee Cliff Shaw ruled that Moegle should be credited with a touchdown. The play had started on the Owl 5-yard-line and thus was good for 95 yards.

Although Tide coach Harold (Red) Drew said the Lewis incident had no demoralizing effect on his team, the Southeastern Conference champions were never the same again. A letdown was evident.

It was Lewis who plunged the final foot for a touchdown on a 47-yard advance in the first quarter. Rice went ahead on a 79-yard run by Moegle. Moegle scurried 34 yards for another touchdown in the third period as he gained 265 yards of his team's whopping 379 rushing yards. He carried the ball only 11 times, averaging 24.1 yards. After this game, Moegle held four Cotton Bowl records and three all-time major bowl records.

In the third quarter, Moegle sizzled through right tackle and went 34 yards to score. In the final period, he almost did it again as he raced 20 yards down the right sideline. Center Ralph Carrigan caught Moegle by a heel to prevent him scoring again. The Owls gained a total of 448 yards to Alabama's 225. Moegle was the difference in the game. Except for his unbridled running, the affair might have been close. Rice was hampered by the early loss of its All-American fullback Kosse Johnson, who went out in the first period when his ailing ankle was sprained again.

The scoring action began when quarterback Bart Starr stole a Rice pass to put the ball in Alabama's possession on the Owl 49. Lewis surged through the middle of the line for 15 yards. On a keeper play, Starr got 12 through left tackle. Lewis got 13 more in two tries to put the ball on the 5. Rice was offside on the next play. With the ball on the 1, Lewis managed to get the ball to within inches of the goal line and then leaped high for the touchdown. The Rice line rolled him back, but he had crossed the line with his forward motion. The extra point try of Halfback Bobby Luna was blocked and Alabama led 6 to 0.

### SCORE BY QUARTERS

	1	2	3	4	-	F
Rice	0	14	7	7	-	28
Alabama	6	0	0	0	-	6

Attendance: 75,504 (capacity: 75,504).





## 1959 LIBERTY BOWL

[12] Penn State 7, [10] Alabama 0

**PHILADELPHIA (Dec. 19, 1959)** — Quarterback Galen Hall led Penn State to a 7-0 victory over Alabama in the first Liberty Bowl game. Hall's pass to Roger Kochman on a fake field goal was good for 18 yards and the touchdown on the last play of the second period. Sam Stellatella added the extra point by placement and that was the ball game.

Fumbles plagued both clubs, each team losing the ball four times. In addition, Alabama recovered three of its own. The rash of fumbles was attributed to the 42-degree temperature that seemed colder because of a brisk wind.

Penn State completely dominated the first half but fizzled on three scoring chances before finally breaking through. The Nittany Lions fumbled and lost the ball on the Alabama eight in the first period. In the second quarter, they got to the one, but Hall's fourth down pass misfired. A field goal attempt by Stellatella from the Alabama 12 was blocked by Billy Richardson.

After a four-yard punt against the stiff wind by Tommy White, Penn State had one more chance on the Alabama 22 with less than a minute to go. They ran off one play, gaining four yards, and then came Hall's scoring pass to Kochman. This was the tricky coach Rip Engle had promised. It was Penn State's first fake field goal of the season.

Hall took over early in the second period after Lucas left the game because of a hip injury. Penn State's talented triple threat quarterback never got back into the ball game. While he was in, Lucas gained 54 yards in nine carries and completed one of four passes for 23 yards. Lucas, however, was the leading ground gainer.

On the fake field goal, Hall appeared to be ready to hold the ball for Stellatella's kick. Instead, he bounced up and pitched to Kochman, who made his way through the startled Alabama defense. It was Alabama's first defeat since its opening loss to Georgia, and Penn State's ninth victory in 11 games.

Two beautiful quick kicks by Gary O'Steen that carried 61 and 64 yards with the help of a following wind, kept Penn State penned up most of the first period. Still the Nittany Lions managed an 89-yard march to the Alabama 1 before Don Cochran, who recovered two fumbles, pounced on a ball jarred loose from Kochman.

Jay Huffman was named the outstanding lineman of the day for his fine center play and excellent linebacking. Engle's Penn State club, which has used a variety of formations in a successful season, leaned heavily to the unbalanced line with both ends on the same side of the center. In the dressing room, Alabama coach Paul "Bear" Bryant had this comment: "We just got a good old sound thrashing."

It was Penn State's first bowl victory in three attempts. In the dressing room, Coach Engle smiled as he said, "We beat them at their own game - defense."

A crowd of 36,211 braved the elements at cavernous Philadelphia Municipal Stadium (later named John F. Kennedy Stadium).

### SCORE BY QUARTERS

	1	2	3	4	-	F
Penn State	7	0	0	0	-	7
Alabama	0	0	0	0	-	0

**Attendance:** 36,211 (capacity: 102,000).



## 1960 BLUEBONNET BOWL

[9] Alabama 3, Texas 3

**HOUSTON (Dec. 17, 1960)** — A pair of linemen provided all the scoring as Texas and Alabama battled to a 3-3 deadlock in the second annual Bluebonnet Bowl played in Rice Stadium. A crowd of 68,000 saw Alabama End Tommy Brooker boot a 30-yard field goal in the third period to put the Crimson Tide out front. Then Texas tackle Dan Petty kicked a 20-yard field goal with just 3:44 left to play as the underdog Longhorns tied the score.

Alabama, with a 7-1-1 season record, went into the game as a slim one-point favorite. Except for one strong Alabama threat in the fading seconds of the first period, the game was one of booming punts by Texas' Bobby Nunis and Alabama's Laurien Stapp. The defenses played a mighty role in the game. Texas contained one Alabama drive on the one-yard line, and the Tide blunted Texas' offense and kept the Longhorns bottled up in their own end of the field most of the game.

Alabama got its score midway in the third period. Texas was forced to punt. Nunez' kick was taken on the Tide 40 by Bill Piper, who returned all the way to the Texas 34. Pat Trammel and Mike Fracchia worked to the 28 on two plays. Skelton hit and Norbie Ronsonnet with a pass on thee 14. Wilson carried to the 13 and then the Tide lost two downs on incomplete passes.

With fourth down and seven needed for a first down, the Tide elected to try a field goal. The ball was spotted on the 20-yard line and Brooker neatly toed it through the uprights with 7:21 remaining in the period,

Texas took the following kickoff and marched from the 23 to the Alabama 19 and bogged down. Petty came in for a field goal try. The ball was spotted on the 25, but Petty's kick was wide to the left. The big gainer in the Texas march was a 38-yard pass play from Mike Cotten to James Saxton. Texas finally broke into the scoring deep in the last period.

The Longhorns took over on a punt on the 26 and marched to the Tide three in 13 plays. A personal foul against Alabama aided the Texans in a key spot.

Texas pulled a fake field goal on the seven. Petty went in to boot, but instead of kicking, Cotton flipped a pass to Jack Collins on the four. Texas kicked its game-tying field goal on a fourth down and three situation. The ball was spotted on the 10 and Petty kicked good.

Alabama tried to come back via passes, but only got as far as the Texas 35. Texas mustered enough drive to move back into Bama territory and Petty attempted his third field goal try of the day from the 25. The kick was made just as the final gun sounded, but the kick was wide.

Statistics showed Texas had the best offense of the day, picking up 11 first downs to four and outgaining the Tide 124 yards to 65 on the ground. Alabama picked up 151 yards passing to 108 for Texas.

### SCORE BY QUARTERS

	1	2	3	4	-	F
Alabama	0	0	3	0	-	3
Texas	0	0	0	3	-	3

**Attendance:** 68,000 (capacity: 70,000).



## 1962 SUGAR BOWL

[1] Alabama 10, [9] Arkansas 3

**NEW ORLEANS (Jan. 1, 1962)** — Alabama's defense proved to be the difference once again as the national collegiate football champs carved out a 10-3 victory over stubborn Arkansas in the Sugar Bowl Classic.

Alabama wasted no time in lighting up the scoreboard. With only eight minutes gone in the opening period, the Crimson Tide moved 79 yards, with Fullback Mike Fracchia's 43-yard dash to the Porker's 12 highlighting the march. Quarterback Pat Trammell, who called a near perfect game, carried the remainder of the way on a rollout.

A record crowd of 82,910 watched as Tim Davis booted a 32-yard field goal in the second period to put Alabama out in front, 10-0.

Coach Frank Broyles' Razorbacks, finding it hard to puncture Bama's granite like defense, cut the Tide's lead to seven points when Mickey Cissell split the uprights with a 23-yard field goal in the third period. Alabama Head Coach Paul "Bear" Bryant, who guided the Crimson Tide to a perfect season (11-0), was bubbling with joy.

"I thought it was a great game," Bryant said with a smile. "I'm as proud of them as if the score had been 100-0. We came to play. Our boys rose up real well and stopped them on the big plays."

"Fracchia didn't let them catch their breath with his shots up the middle and Trammell, like always, did whatever he had to do. Our boys did a good job stopping Lance Alworth. He's a good competitor, but we just didn't give him a chance today. If we had, it could have been a different ball game."

Trammell, the Southeastern Conference total offensive leader in 1961, repeatedly picked up yardage with his seemingly slow style of running. However, the decisive factor was the hot pursuit of the Alabama line. The Crimson Tide, champions of the SEC, showed why they had the best defensive record in the country in 1961. They swarmed into the Arkansas backfield all afternoon. At the end of the first half, Alabama halted a Razorbacks drive on its own 10 and in the third period, halted the Hogs on the seven.

"We knew when we went into the game that we were going to have trouble grinding out yardage against this team," Broyles said. "But, we never thought it would be this hard. We just couldn't get our offense going. I guess the main reason was Alabama's great defense. Bama's offense was just what we expected - tough and aggressive. Our boys were tight and uneasy in the first half. That didn't help, but when you're playing the number one team in the nation, you expect that. In the second half, I thought we did a respectable job."

The game ended almost like it started, on a note of high drama. It started when Arkansas surged down the field with Alworth catching a 31-yard pass from quarterback George McKinney on the Alabama 43, only to fumble. After failing to move, Alabama punted to the Razorbacks' 20. Two plays later, Arkansas was the beneficiary of a pass interference call that gave the Razorbacks the ball on the Tide 40. McKinney immediately went to the air again, tossing one that barely eluded Alworth's hands at the goal line.

Alabama knocked down another pass and then Butch Wilson jumped high to intercept a third and stepped out of bounds inches short of the goal. Trammell butted up the middle three times and failed to budge the Razorbacks' line.

### SCORE BY QUARTERS

	1	2	3	4	-	F
Alabama	7	3	0	0	-	10
Arkansas	0	0	3	0	-	3

**Attendance:** 82,910 (capacity: 80,985).



## 1963 ORANGE BOWL

[5] Alabama 17, [8] Oklahoma 0

**MIAMI (Jan. 1, 1963)** — In the Alabama dressing room after the Crimson Tide's 17-0 Orange Bowl victory over Oklahoma, a photographer asked Coach Paul Bryant to spell the name of a player whose picture he had just taken.

"That's Namath, son — N-A-M-A-T-H," Bryant said. "But don't worry about it. You'll learn how to spell it in the next couple of years."

If the photographer was unfamiliar with the name, the crowd of 73,380 that attended the 1963 Orange Bowl game — and millions more watching on television — were not.

Long before that game, Bryant said the precocious young man from Pennsylvania was ahead of Babe Parilli (whom he coached at Kentucky) as a sophomore. He rated Namath "potentially the finest quarterback I've ever coached."

Namath piloted his team 61 yards in ten plays for a touchdown in the first quarter. From the Oklahoma 5-yard line, he faked a handoff and a short pass, whirled, and sailed a long pass into end Richard Williamson's hands in the end zone.

A sleight of hand pitch-out to halfback Cotton Clark resulted in a 15-yard scoring sprint in the second period. It was the third play after Billy Piper returned a punt by Joe Don Looney to the Sooners' 34. First, Namath threw a pass to Williamson, good for 20 yards.

Next, and finally, Namath conducted a Tide surge from Oklahoma's 33 to the two-yard line. There, it was fourth down. Tim Davis, Alabama's placekicker, toed a 19-yard field goal. This third quarter opportunity arose when Looney, the nation's leading punter with an average of 43.4 yards, was hurried by guard Frankie McClendon's rush and got off a kick of only seven yards.

Lee Roy Jordan was as fine a linebacker as has ever played in the South. Perhaps no one in college football in 1962 had his almost instinctive ability to seek out the ball carrier so quickly and bring him down so abruptly. It is doubtful if Bryant ever praised a player quite as much.

Jordan finished the game with an Alabama bowl record 31 tackles.

Fifteen seniors finished the best three years (29-2-2) Alabama had ever known to that point in football. Only a matter of a few inches, the distance by which Jack Hurlbut failed to make a two-pointer after the only touchdown against Georgia Tech (Tech won, 7-6), separated the Tide from two straight national championships.

### SCORE BY QUARTERS

	1	2	3	4	-	F
Alabama	7	7	3	0	-	17
Oklahoma	0	0	0	0	-	0

**Attendance:** 73,380 (capacity: 72,000).



## 1964 SUGAR BOWL

[8] Alabama 12, [7] Ole Miss 7

**NEW ORLEANS (Jan. 1, 1964)** — This was no ordinary Sugar Bowl game. It snowed on the eve of the game and that was just the first of some unusual occurrences.

With junior standout quarterback Joe Namath suspended for disciplinary reasons, sophomore Steve Sloan, showing the poise and savvy of a veteran, guided the Crimson Tide to a 12-7 victory over the heavily favored Ole Miss Rebels, but it took four Tim Davis field goals to turn the trick.

Davis's kicks of 31, 46, 22 and 48 yards earned the senior from Columbus, Ga., the Outstanding Player award. His four field goals were a bowl record and his 48-yarder was the longest in bowl history at the time.

It was 3-0 after the first quarter, 9-0 at halftime and 12-0 going into the final quarter. The Rebels finally got on the scoreboard when Larry Smith took a five-yard pass from Perry Lee Dunn. Billy Irwin kicked good and it ended just that way, 12-7, Alabama.

With snow piled on the edge of the playing field, the Tide put on a great display of how to win under adversity. The alert Crimson Tide gobbled up six Rebels fumbles and intercepted three Rebels passes. And while Ole Miss piled up more yardage (248 to 194), it was Alabama that controlled the football by running 69 plays to only 48 for the Rebels.

In the final quarter the Tide defense stopped the Rebels on Alabama's 2, 9 and 28-yard lines to seal the verdict.

### SCORE BY QUARTERS

	1	2	3	4	-	F
Alabama	3	6	3	0	-	12
Ole Miss	0	0	0	7	-	7

**Attendance:** 80,785 (capacity: 80,985).



## 1965 ORANGE BOWL

[5] Texas 21, [1] Alabama 17

**MIAMI (Jan. 1, 1965)** — Favoring a knee that he had severely injured earlier in the 1964 season, Alabama quarterback Joe Namath put on a memorable show while nearly pulling out a comeback victory, but the Texas Longhorns rose up to stop Namath inches short of the goal line late in the game to win, 21-17, over the national champion Crimson Tide.

Namath was a shoo-in for the game's Most Valuable Player honors, hitting on 18 of 37 passes for 255 yards and two touchdowns. All of this after his knee was hurting so much that he couldn't start the game.

Texas struck first, scoring with just 23 seconds left in the first quarter when big Ernie Koy sped 79 yards. In the second period, Jim Hudson fired a 69-yard bomb to George Sauer to put Texas on top, 14-0.

The Tide battled back, marching 87 yards, with Namath passing seven yards to sophomore Wayne Trimble for the score.

Texas got a couple of breaks for its next score just before halftime. The Longhorns were seemingly stopped and went for a field goal. Alabama's Creed Gilmer raced through to block it and David Ray recovered for the Tide and rambled three yards before fumbling. Texas recovered to regain possession.

On the next play Hudson went back to pass and was dumped by Jim Simmons for a loss, but on the play, Alabama was guilty of holding a receiver down field and it gave the Horns a first down on the Tide 13. Three plays later, Koy went around right end from the one and it was 21-7 at halftime.

Namath then put the Tide into motion in the second half. He hit Tommy Tolleson, Wayne Cook and Ray Perkins for passes to move to the Texas 20, then hurled a perfect strike to Perkins for the score. In the fourth quarter, Namath got the offense going again, only to bog down and have to settle for a David Ray field goal to cut it to 21-17.

Jimmy Fuller intercepted a Texas pass in the fourth quarter, then Namath and Steve Bowman moved the ball within inches of the Longhorn goal, but on fourth down, linebacker Tommy Nobis and the Texas line stopped Namath and ended Alabama's hopes.

Moments later, when Alabama swarmed into the offensive again, Pete Lammons, who played a titanic role for Texas on defense, snared a pass on the Texas 32, and that was the ball game. There was less than three minutes to play and time ran out for Alabama.

Koy, son of a former major league baseball player, was the leading ground gainer of the game. He ran for 145 yards in 24 tries for a 5.5 average.

Alabama's leading ground gainer was Bowman, with 23 yards in 10 carries. This gave an indication of the might of the Texas defense, rated fifth best in the country on the ground.

Steve Sloan, who started the game at quarterback for Alabama on a fragile knee hurt in the season's final game, threw seven times for 43 yards. He and Namath threw 44 passes between them — an Orange Bowl record at the time.

### SCORE BY QUARTERS

	1	2	3	4	-	F
Texas	7	14	0	0	-	21
Alabama	0	7	7	3	-	17

**Attendance:** 73,647 (capacity: 72,000).



## 1966 ORANGE BOWL

[4] Alabama 39, [3] Nebraska 28

**MIAMI (Jan. 1, 1966)** – The third-ranked Nebraska Cornhuskers and the fourth ranked Alabama Crimson Tide both entered their Orange Bowl matchup with longshot aspirations at the National Championship. Things looked up by game time as number one ranked Michigan State was upset by UCLA in the Rose Bowl and number two ranked Arkansas fell victim to LSU in the Cotton Bowl. The scene was set for the winner of the Orange Bowl to claim the national crown.

The Orange Bowl featured two explosive offensive teams with different approaches to their attack. Bear Bryant's Crimson Tide used the accurate throwing arm of quarterback Steve Sloan to rebound from an early season loss to Georgia and a tie with Tennessee, while Bob Devaney's Cornhuskers hit the ground running averaging 290 rushing yards per game and 32.1 points per game.

Alabama took the first lead five and a half minutes into the game. Sloan guided the Tide on a 61-yard drive to score on a 21-yard pass play to Ray Perkins. Perkins grabbed the scoring pass at the 15 and wiggled away from a pair of defenders to skip into the end zone.

The Huskers rallied back early in the second to tie the score. The first Husker tally came on a 33-yard pass from quarterback Bob Churchich to end Tony Jeter. Alabama coach Bear Bryant gave quarterback Steve Sloan the green light to throw on any down who then opened up an offensive onslaught to bury the Huskers by halftime.

Alabama scored two touchdowns and a field goal in the second period to post a 24-7 lead by halftime. The first score followed a 39-yard Sloan to Perkins pass that took the ball down to the NU 13. Leslie Kelley took the ball over from 4 yards out for the touchdown. The second score followed a 93-yard Tide drive, capped by an 11-yard pass from Sloan to Perkins. A David Ray field goal later in the period sent the teams to the locker rooms with the Tide sporting a 17-point lead.

Nebraska pulled back into the game early in the third period on a 49-yard touchdown pass from Churchich to Ben Gregory, but the point-after kick was missed. The Tide lengthened their lead with a 1-yard touchdown run by Steve Bowman and a two-point conversion to make the score 32-13 after three periods.

Nebraska wasn't ready to give up in the fourth period. Churchich scored his first touchdown of the day on a 1-yard plunge. Alabama kept the comeback in check later in the period by turning in another Bowman touchdown run, this time from three yards out. Nebraska added a late 14-yard touchdown pass from Churchich to Tony Jeter, but it wouldn't be enough as the Crimson Tide claimed the National Championship with a 39-28 Orange Bowl win.

Sloan's 20 for 28 passing performance broke the Orange Bowl pass completion record, set just one year prior by fellow Tide quarterback Joe Namath. Sloan's 296 yards in the air also set a new Orange Bowl standard. Perkins finished his day with 9 completions for 159 yards.

Nebraska was held to 232 yards rushing, almost 60 yards below their average, and were victimized by four fumbles and an intercepted pass. The Huskers finished the season 10-1 and ranked number five in the nation by the Associated Press.

### SCORE BY QUARTERS

	1	2	3	4	-	F
Alabama	7	17	8	7	-	39
Nebraska	0	7	6	15	-	28

**Attendance:** 72,214 (capacity: 72,000).



## 1967 SUGAR BOWL

[3] Alabama 34, [6] Nebraska 7

**NEW ORLEANS (Jan. 1, 1967)** – Nebraska's hopes for a revenge victory over Alabama's Crimson Tide in the 1967 Sugar Bowl Classic ended abruptly – the first play of the game, to be exact.

The Cornhuskers, 39-28 Alabama victims in the 1966 Orange Bowl, picked the Sugar Bowl for a chance to meet the Tide again, and by doing so became the only Big 8 team to land a spot in the four major bowls. But that was the only satisfaction the Huskers could gain as The Tide struck early and quickly established dominant superiority.

On the first play after the opening kickoff, Tide quarterback Kenny Stabler blazed the ball through the soggy, leaden skies to All America end Ray Perkins sailing full speed at the NU 40. Perkins wasn't hauled down until he hit the Husker 27. Seven plays later Alabama scored and launched the rout that was to see the Tide lead, 17-0 at the quarter, 24-0 at the half and 27-0 before the Huskers could muster a fourth-quarter touchdown and avert a shutout.

It was a convincing display of Alabama speed, quickness and determination as the Tide sought to become the only major unbeaten claimant to the national title.

Stabler's pin-point passing, Perkins' amazing pass catching skills and some fine running by Stabler – he won the Miller-Digby Memorial Trophy as the outstanding player of the game – put the Cornhuskers in a huge hole early and they were never able to regain the initiative.

The heavier Cornhuskers, unable to utilize their ball-control strategy against the lighter, swifter Tide, were forced to play catch-up from the opening gong and simply couldn't master Alabama's rock-ribbed defense until the final period.

Nebraska, led by quarterback Bob Churchich, made a game try – Churchich tied a pass attempt record (34), set a new completion record (21) and passed for 201 yards – but five interceptions (two against Churchich) dashed comeback hopes at every turn.

Alabama's win was bolstered by a solid edge in statistics. The Tide out-rushed Nebraska 157-84, out-passed the Huskers 279-213 and out-downed NU, 19-16.


The Cornhuskers finally broke the scoring ice on the first play of the fourth quarter when Churchich capped a 70-yard, 9-play with a 15-yard, scoring toss to junior fullback Dick Davis. Davis took the ball at the 10 and powered in for the Husker touchdown and Larry Wacholtz kicked the point-after conversion.

Following the game, Nebraska Coach Bob Devaney confirmed what most of the fans were thinking when he said: "The Alabama team today is the best football team I've ever seen - they're No. 1, all right."

### SCORE BY QUARTERS

	1	2	3	4	-	F
Alabama	7	17	8	7	-	34
Nebraska	0	0	0	7	-	7

**Attendance:** 82,000 (capacity: 80,985).



## 1968 COTTON BOWL

Texas A&M 20, [8] Alabama 16

**DALLAS (Jan. 1, 1968)** – "The big plays won for us again," said head coach Gene Stallings of Texas A&M as he reviewed his team's 20-16 triumph over Alabama in the Cotton Bowl. Big plays and Alabama mistakes - the kind of mistakes that led Alabama head coach Paul "Bear" Bryant to contend earlier in the 1967 seasons that the defense can outscore the offense.

Alabama was making the mistakes and the Aggie defense was cashing in on them. Bryant, who coached Stallings at A&M in the 1950s, took the young man with him to Alabama as an assistant, lamented over his team's mistakes, but spent his time telling Stallings how proud he was that he could bring A&M out of a four-game losing streak to the Southwest Conference championship, then victory in the Cotton Bowl to run his winning string to seven.

Bryant came across the field and carried Stallings around like a football team often does a winning coach. Stallings couldn't help himself – the Bear outweighed him by about 75 pounds.

The Aggies took the field with a 6-4 record compared with proud Alabama's 8-1-1. The Aggies, playing in their first bowl game in 26 years while Alabama was in its 21st, cashed in on a pass interception and a recovered fumble for touchdowns, then saw Wendell Housley smash 33 yards in two runs for the touchdown that sealed the game.

Ken Stabler ran for two Alabama touchdowns, and Steve Davis kicked a 36-yard field goal for the Alabama scores. Stabler worried the Aggies throughout with his passing. He had three of his throws intercepted and was smothered repeatedly by the vicious Aggie rush. Alabama scored first on an 80-yard drive with Stabler running the last three yards. A&M's Tommy Maxwell intercepted a Stabler pass to set up the tying touchdown, made by Larry Stegent, who took a 13-yard toss from Hargett.

Davis kicked his field goal opening the second period, and Alabama led 10-7. With only 21 seconds left in the half, the Aggies scored after a 56-yard drive with Hargett throwing for 59, three of which made up for an Aggie loss. His seven-yard toss to Maxwell in the end zone brought the score. Charlie Riggs missed the extra point try when the ball hit the cross bar and A&M led 13-10 at the half.

A 28-yard kick by Davis set the Aggies up on their 48 early in the third period, and A&M, behind the passing of Hargett and the running of Housley, slammed 52 yards for the touchdown that gave A&M victory. Hargett passed for 10 and ran for one and Stegent ran for seven before Hargett turned it over to Housley, who battered the Alabama line for 13 yards and then 20 more and the touchdown.

Alabama came back fighting and surged 83 yards for a touchdown, with David Chatwood running for 28, Ed Morgan chipping in with a six-yard dash and Stabler passing for 41. Stabler got the score with a run over tackle from the seven. There was no more scoring as A&M failed to cash in on a Stabler interception and again fumbled the ball away on what appeared to be another touchdown drive.


The Aggies had pushed to the Alabama 22 when Hargett fumbled and Alvin Samples recovered on the Tide 27. The Tide then started its last desperate drive with Stabler throwing the football. The Tide was aided by a personal foul against the Aggies that put the ball on the Alabama 44. Stabler pitched to All-American Dennis Homan on the A&M but the Aggies held and took over on their 26.

### SCORE BY QUARTERS

	1	2	3	4	-	F
Texas A&M	7	7	7	0	-	20
Alabama	7	3	6	0	-	16

**Attendance:** 75,000 (capacity: 75,504).





## 1968 GATOR BOWL

(16) Missouri 35, (12) Alabama 10

**JACKSONVILLE, Fla. (Dec. 28, 1968)** — Missouri startled Alabama with a newly-installed Power I offense that the Tigers perfected in secret workouts and blunted the Crimson Tide's attack with a vicious defense that swept the Tigers to a 35-10 victory before 68,011 in the 24th annual Gator Bowl.

It was the worst beating a Paul Bryant-coached Alabama team had ever suffered and the statistics told the story. Alabama had minus-45 yards rushing and a total offensive output of just 23 yards. Missouri banged out 402 yards rushing but didn't complete a single pass although it really wasn't necessary. Alabama made just six first downs to 21 for the Tigers.

McMillan scored three Tiger touchdowns on short runs and baffled Alabama throughout the nationally televised football battle with his deft pitchouts on the option. McMillan never completed a pass, but he never had to. He did have a pair of tosses picked off that gave Alabama its only points. Defensive back Donnie Sutton raced 38 yards with an interception for an Alabama touchdown in the second quarter, and Mike Dean's fourth quarter interception set up his 25-yard field goal.

The Missouri defense, anchored by ends Elmer Benhardt and Bill Schmitt, blunted Alabama's running and passing attack. Crimson Tide quarterbacks were thrown for losses nine times. Alabama, losing three games in a season for the first time since 1958, managed only three first downs in the first three quarters. The Tide stayed in contention until the late minutes only with the help of its two pass interceptions and a pair of Tiger fumbles.

But Roger Wehrli, Missouri's All-American safety, clinched the Tigers' fourth straight bowl triumph with a late interception that set up McMillan's third touchdown, a two-yard run. In the dosing minutes, Greg Cook ran 37 yards from scrimmage and Dennis Poppe raced 47 yards with an interception to pad the margin.

McMillan scored in the first quarter on a four-yard burst, and he gave the Tigers a 14-7 lead in the second period with a five-yard scoring run. The Tigers, who operated from the "regular I" during a 7-3 season, changed their attack during Gator Bowl workouts "to give us stronger running." Missouri head coach Dan Devine said.

The switch paid off with Cook, McMillan, Jim Harrison and Ron McBride all cracking through the Tide line. Missouri gained 404 yards rushing, with Cook collecting 179. Alabama gained only 45 yards on the ground and added but 68 through the air. Quarterback Scott Hunter was so harassed by the Missouri ends that he hit only seven of 25 throws and was thrown for losses totaling 61 yards.


Alabama, a slim favorite after its 8-2 season record, never led. The Tigers took the opening kickoff and McMillan drove the Tigers to a 7-0 lead in 11 plays. Alabama never led although the Tide did roll to a brief tie on Sutton's scoring interception.

Bryant had not lost three times in a season since his first year at Alabama in 1958. The Missouri explosion was particularly surprising because the Tigers rolled without completing a pass against a team that had given up only 104 points during the regular season.

### SCORE BY QUARTERS

	1	2	3	4	-	F
Missouri	7	7	0	21	-	35
Alabama	0	7	0	3	-	10

Attendance: 68,011(capacity: 70,000).



## 1969 LIBERTY BOWL

Colorado 47, Alabama 33

**MEMPHIS, Tenn. (Dec. 13, 1969)** — The enthusiastic Liberty Bowl committee wanted a high-scoring football game to enhance its reputation and they certainly got it when they matched Colorado and Alabama.

All-American Bob Anderson rushed for three touchdowns and 254 yards Saturday to lead the University of Colorado to a come-from-behind 47-33 victory over Alabama in the 11th annual Liberty Bowl.

Trailing 33-31 going into the final period, Anderson, who earlier had run four yards for a touchdown, turned in scoring jaunts of two and three yards to carry the Buffaloes to victory.

Alabama's Bear Bryant had told his team "honor and pride" were awaiting them if they could win the post-season game since they had posted the worst regular season record (6-4) in more than a decade.

Colorado jumped off to a 17-0 lead and went to the dressing room at halftime leading 31-19. Colorado scored on the opening drive with Ward Walsh blasting over from the 13 to cap an 80-yard drive in eight plays. Later in the quarter, Dave Haney kicked a 30-yard field goal to extend the Colorado lead to 10-0. The Buffaloes made it 17-0 via the power running of Anderson, who barged over from four yards out to cap an 80-yard march in just eight plays.

But the Tide got in a few surprises of their own, with dropback passer Scott Hunter dashing 31 yards on a surprise run to make it 17-7. Later in the quarter Alabama's George Ranager took a pitchout and got a key block from Johnny Musso to score from the six and it was 17-13, as Alabama went for two and failed.

But it took the Buffaloes only six plays to respond with Walsh popping over from the 15. Alabama wasn't finished, however, and drove 72 yards in seven plays to score with Musso going in from the two. Again, the Tide went for two and failed, but it was 24-19 with just 46 seconds left in the first half. Jim Duke's kickoff was fielded by Bob Mastern on the Buffs' 9, where Mastern handed the ball off to Steve Engle, who raced 91 yards to score for a 31-19 Colorado lead at halftime.

Alabama received to open the second half. On second and 10 from its 45-yard line, Neb Hayden arched a long pass to Griff Langston, who gathered it in and raced home to score, to trim the Colorado lead to 31-26.

Alabama's Steve Williams intercepted a CU pass a few minutes later and the Tide was at it again. Hayden again went to the air and hit Musso with a 10-yard touchdown pass to put the Tide out in front of the hectic offensive show by a 33-31 margin.

Colorado's Anderson then slid off left tackle from the two to put the Buffs in front for good, 38-33. Alabama's Hayden was caught in the end zone later in the game for a safety to give Colorado a 40-33 lead.

With time running out and Alabama trying to make a last-ditch comeback, the Crimson Tide went for it on fourth and 18 from its own 18 and could not convert. Colorado then marched down the short distance with Anderson scoring from the three with just 45 seconds left to make it a 47-33 final score.

### SCORE BY QUARTERS

	1	2	3	4	-	F
Colorado	10	21	0	16	-	47
Alabama	0	19	14	0	-	33

Attendance: 50,042 (capacity: 50,160).



## 1970 BLUEBONNET BOWL

Alabama 24, (20) Oklahoma 24

**HOUSTON (Dec. 21, 1970)** — Two offensive-minded football teams battled to a 24-24 deadlock in Houston's Astrodome in the Astro-Bluebonnet Bowl as Alabama and Oklahoma fought tooth-and-nail down to the wire.

There was a total of 843 yards total offense in the game but, while the defenses weren't anything to brag about, both teams did make some key stops along the way.

Alabama scored first as tight end Randy Moore gathered in a four-yard Scott Hunter pass to cap a 54-yard, eight-play drive. Oklahoma responded with a touchdown drive to tie the game with Joe Wylie scoring from the two. It was 7-7 after one quarter and things were just heating up.

In the second quarter, Alabama marched to within the shadow of the Oklahoma end zone, only to have an interception kill the drive. The Sooners came back with a 58-yard scoring run out from swift Greg Pruitt to go on top, 14-7.

After a missed field goal attempt by Alabama, Oklahoma extended its lead to 21-7 as Pruitt followed a key block from Wylie and dashed 25 yards to score. With the game in danger of getting out of hand, Alabama was able to bounce back just 14 seconds left in the second quarter as Hunter hit David Bailey with a five-yard scoring pass to narrow the deficit to 21-14 at halftime.

In the third quarter, Alabama's Richard Ciemny kicked a 20-yard field goal to narrow the gap to 21-17. That set up an intense fourth quarter.

With 7:36 left and Alabama facing a fourth down at the Sooner 25, running back Johnny Musso took a handoff and started wide to his right. He then stopped and fired a left-handed pass back to quarterback Hunter. That pass caught the Sooners napping, with Hunter making a dash to score. The play gave Alabama the lead, 24-21.

With only 59 seconds left, OU field goal specialist Bruce Derr hit on a 42-yard attempt to tie the game at 24-24. But Alabama was able to mount one final threat. Oklahoma tried an onside kick, but it was recovered by the Tide had it at the OU 40. Musso broke loose for 21 yards to the 19. Dave Brungard got two yards, then Hunter was sacked for a one-yard loss.

With just five seconds left Alabama called time out. Ciemny lined up for a 34-yard field goal try that would win the game, but Oklahoma's John Shelley get a hand on it and deflected the kick to preserve the tie.

Hunter completed 13 of 26 passes for 174 yards as the Crimson Tide rolled up a total offense of 428 yards. Oklahoma, with Leon Crosswhite gaining 111 yards in 20 carries and Pruitt adding 97 in eight carries, finished with a 415 total.

Pruitt took the game's outstanding back award while Alabama linebacker Jeff Rouzie was named the top lineman.

### SCORE BY QUARTERS

	1	2	3	4	-	F
Alabama	7	7	3	7	-	24
Oklahoma	7	14	0	3	-	24

Attendance: 53,822 (capacity: 53,050).





## 1972 ORANGE BOWL

**(1) Nebraska 38, (2) Alabama 6**

**MIAMI (Jan. 1, 1972)** — It was billed as the National Championship Game as Nebraska entered the game ranked first with Alabama ranked second. But the Cornhuskers quickly salted away not only the game but the national title with a 38-6 win that was greatly aided by a mistake-filled effort by the Crimson Tide.

Played before 78,151 in 70-degree weather, the Orange Bowl showed no ill effects from a two-hour downpour that ended just before the game. Nebraska's incomparable Johnny Rodgers' 77-yard punt return in the opening quarter served notice that the Huskers' one touchdown favorite odds were not nearly enough.

But it was the work of the Huskers defense that was responsible for keeping the Huskers' unbeaten string going up to 32 and winning streak to 23. The Blackshirts held the Tide to a single touchdown. The unit set up three touchdowns by recovering fumbles and a fourth via an interception returned to the Tide 1-yard line.

With Nebraska clinging to a 6-0 lead eight seconds before the end of the first quarter, the Blackshirts forced a punt by Alabama's Gregg Gantt. It was not the long, driving type of punt, beyond the defensive cover that is Rogers' favorite type. He gambled by picking up a bouncer with enemies in close at his 23. He darted to his right, shaking loose from the first foe. A key block by Jim Anderson allowed the junior sprinter to turn the corner. Another block was supplied by Jerry List, who lost his helmet in the process. From midfield on, it was no contest as Rodgers logged his fourth punt return touchdown of the season and sixth of his career. The 77-yarder was three yards short of the Orange Bowl record.

If that play didn't take the starch out of the Tide, the next play did. Steve Williams was decked by Randy Borg while returning the kickoff. The ball popped free and into the inviting arms of John Peterson 27 yards from the Tide goal. Seven plays later, the Huskers were sitting happily on a 21-0 lead. Tagge's 20-yard pass to Gary Dixon, only the second reception of the year by Dixon, carried it to the nine. Two carries by Dixon netted two yards and Tagge passed to substitute fullback Maury Damkroger, who was jolted out of bounds inches from the end zone. Tagge's fourth-down sneak for the touchdown came with 12:43 left in the half.

Alabama came back in the second half with grit and determination to earn whatever comfort can be found in statistics. The Tide's All-American halfback Johnny Musso gained a much-deserved 79 yards on 15 carries, but he, like other highly touted backs, toiled in the shadows of NU's Kinney, who rushed for 99 yards on 20 carries.

Alabama's most effective weapon was the option running and draw plays of its quarterbacks, Terry Davis during a third quarter bid and Butch Hobson after Davis was injured in the fourth quarter. After Husker cornerback Joe Blahak punted, Alabama's initial post-intermission threat ended with an end-zone interception, the Tide rolled 55 yards, with Davis stepping 28 and 10 yards before turning the left side on fourth and three and taking Blackshirts Dave Mason and John Dutton into the end zone with him. But that was the extent of Alabama's challenge until the game-ending drive that ended on Nebraska's eight.

Nebraska added three more points on a 21-yard Sanger field goal on the last play of the third quarter and a final touchdown following Anderson's interception. Nebraska's last touchdown was scored by backup quarterback Van Brownson.

### SCORE BY QUARTERS

	1	2	3	4	-	F
Nebraska	14	14	3	7	-	38
Alabama	0	0	6	0	-	6

**Attendance:** 78,151 (capacity: 80,010).



## 1973 COTTON BOWL

**(7) Texas 17, (4) Alabama 13**

**DALLAS (Jan. 1, 1973)** — Billed as "The Battle of the Wishbones", this Cotton Bowl clash found Texas storming from behind in the fourth quarter to capture a 17-13 decision on a cold and blustery day in which the Crimson Tide was unable to get it together on offense.

Following Steve Wade's interception for Alabama, the Crimson Tide's Gregg Gantt kicked a Cotton Bowl record 50-yard field goal to give the Tide an early 3-0 lead. After an exchange of punts, Wade grabbed his second interception of the young game and raced 42 yards to the Texas 31. On the next play, Wilbur Jackson took a pitch wide to the right and behind Joe LaBue's clearing block, cruised untouched for the touchdown and Bill Davis quickly added the extra point to make it 10-0.

Texas drove to a field goal of 24 yards by Billy Schott to pull Texas within 10-3. A short time later, with just eight seconds remaining in the first half, Bill Davis banged through a 30-yard field goal for Alabama to push its halftime lead to 13-3.

A short Tide punt in the third quarter gave Texas good field position and the wishbone-driven Horns drove 59 yards in 15 plays. Quarterback Alan Lowry raced in from three yards out and Schott's kick cut the Alabama lead to 13-10.

Alabama reeled off an impressive fourth quarter drive from its 20 to the Texas 34 where on first down Terry Davis went for broke and tried to hit Wayne Wheeler with a touchdown pass, only to have Texas defensive back Terry Melancon intercept in the end zone.

Texas, going to the air behind Lowry, marched to the Tide 34, from where Lowry bootlegged the final 34 yards, tightrope walking the sidelines for the winning touchdown. Television replays and newspaper still photos showed that Lowry may have stepped out of bounds on his winning run, but the play stood, and Schott's kick made it 17-13.

The Tide wasn't finished, though, and marched from its 10 to the Texas 43, where Jackson was stopped short on a fourth and one play, Texas taking over and hammering the final nail into the Tide's coffin.

### SCORE BY QUARTERS

	1	2	3	4	-	F
Texas	0	3	7	7	-	17
Alabama	10	3	0	0	-	13

**Attendance:** 72,032 (capacity: 72,032).



## 1973 SUGAR BOWL

**(3) Notre Dame 24, (1) Alabama 23**

**NEW ORLEANS (Dec. 31, 1973)** — It was the first meeting between two giants of college football — Alabama and Notre Dame. The game was the latest version of "The Game of the Century," and it certainly lived up to every inch of newspaper space and moment of air time on radio and television.

Notre Dame won 24-23, in one of the true classics of college football history. The game had everything — six lead changes, outstanding plays in all phases of the game, a tense finish and dramatic play calling. With the close victory, Notre Dame vaulted from third to first in the final Associated Press (AP) rankings. Alabama had finished first in both polls in the regular season and remained the United Press International (UPI) champion, as that ranking did not have a post-bowl survey.

Alabama could have put the game away in the third quarter, but the Tide couldn't deliver the knockout punch. Notre Dame ran back a kickoff for a touchdown and dominated the early going. Led by quarterback Tom Clements, who sprayed passes of 19, 26 and 14 yards to split end Pete Demmerle, the Irish offense scored first in the opening quarter. Fullback Wayne Bullock capped a 64-yard scoring drive with a six-yard run into the end zone.

Alabama responded in the second quarter, producing three long drives that resulted in a pair of scores — the first when Randy Billingsley scored on a six-yard run and Bill Davis added the extra point that put Alabama up by one (7-6) with 7:30 remaining. On the ensuing kickoff, Notre Dame's Al Hunter stunned the crowd with a dazzling 93-yard return, the longest in Sugar Bowl history. The Irish went for two and converted for a 14-7 lead.

Alabama moved deep into Notre Dame territory late in the second quarter but had to settle for a 39-yard field goal by Davis. At the start of the second half, Alabama marched 93 yards to take a 17-14 lead after Wilbur Jackson's five-yard scoring run.

A short time later, Notre Dame linebacker Drew Mahalic recovered a Tide fumble in mid-air and took the ball to the Alabama 12-yard line. On the first play from scrimmage, Eric Penick dashed 12 yards for the score. The extra point gave the Irish a 21-17 lead with 2:30 left in the third quarter.

Early in the fourth period, the game took a wild turn with three turnovers in 90 seconds. Alabama gambled with a trick play that paid off. With the ball on the Notre Dame 25, second-string quarterback Richard Todd handed off to halfback Mike Stock, then raced to the sidelines where he took a return pass from Stock and went in for the score — but Davis missed the conversion try and Alabama was left with a 23-21 lead and 9:33 remaining.

Notre Dame responded by driving 79 yards in 11 plays. The Irish reached the Alabama 3-yard line and Thomas came on to kick a 19-yard field goal with 4:26 remaining for the final 24-23 margin.

### SCORE BY QUARTERS

	1	2	3	4	-	F
Notre Dame	6	8	7	3	-	24
Alabama	0	10	7	6	-	23

**Attendance:** 85,161 (capacity: 80,985).



## 1975 ORANGE BOWL

[9] Notre Dame 13, [2] Alabama 11

**MIAMI (Jan. 1, 1975)** — A rematch of the previous year's national championship showdown produced another painful, close loss for Alabama. Notre Dame once again proved to be the spoiler for Alabama's national championship dreams, upsetting the Crimson Tide, 13-11.

Alabama was ranked first in the nation in the United Press International (UPI) poll and second by the Associated Press (AP) going into the game, with Notre Dame being eighth and ninth. A year before when the two had met with the Sugar Bowl as the setting, Notre Dame won 24-23 and vaulted to the national title.

Notre Dame built a 13-0 lead in the first half and withstood a furious Alabama rally in the game's final minutes.

The scoring started midway through the first quarter when Alabama fumbled a Notre Dame punt and Al Samuel recovered for the Irish at the Crimson Tide's 16-yard line. Three plays later Notre Dame faced a fourth-and-one play at the Alabama 7-yard line. Wayne Bullock powered his way over the left side for three yards and a first down. On the next play, he rumbled into the end zone on a four-yard run for the first Irish score. Dave Reeve added the extra point.

With 50 seconds left in the first quarter, the Irish offense took control at its own 23-yard line as quarterback Tom Clements engineered a 77-yard scoring drive in 17 plays, taking 7:21 off the clock. The Irish attempted only one pass in the march, rushing 16 times for 68 yards on the drive. An offside call on Alabama on a field-goal attempt revived the drive. The Irish made the most of the opportunity, with Mark McLane breaking free from nine yards out for the score. Reeve missed the point-after, but Notre Dame led 13-0.

A Notre Dame fumble on their next possession gave the Tide the football on the Irish 40-yard line. Alabama went to the air with quarterback Richard Todd hitting Ozzie Newsome for 11 yards and Jerry Brown for 12 yards, as the Tide marched to the Notre Dame 8-yard line. The Irish defense held, and Alabama scored on a 21-yard field goal by Danny Ridgeway with 1:45 left before halftime.

After a scoreless third quarter Alabama — which averaged only 11 passes a game during the season — again went to the air. Todd carried the Tide to the Irish 12-yard line but then threw an interception to John Dubenetzky.

On fourth down of the next Tide drive, needing five yards for a first down, Todd threw a 48-yard touchdown pass to Russ Schamun with 3:13 remaining. The Tide added two points on a conversion pass from Todd to George Pugh to close the deficit to 13-11.

With 1:39 left, Alabama got the ball back at its own 38-yard line needing only a field goal to win. Todd tossed to Schamun for a 16-yard gain and hit Randy Billinsley for an eight-yard reception to the Irish 38. But Notre Dame's Reggie Barnett intercepted Todd's next throw to clinch the verdict in favor of the Irish.

For Alabama, linebacker Leroy Cook was the defensive standout while fellow linebacker Ronnie Robertson led in tackles with 11. Alabama outgained the Irish in total offense, 285 to 204, but had four turnovers. Todd completed 13 of 24 passes, six of them to the freshman Newsome for 68 yards and five to Schamun for 126.

### SCORE BY QUARTERS

	1	2	3	4	-	F
Notre Dame	7	6	0	0	-	13
Alabama	0	3	0	8	-	11

**Attendance:** 71,801 (capacity: 80,010).



## 1975 SUGAR BOWL

[4] Alabama 13, [8] Penn State 6

**NEW ORLEANS (Dec. 31, 1975)** — Alabama ended its eight-year bowl losing streak in a memorable way with a hard-fought victory over an outstanding team. The Crimson Tide's first bowl victory since January 1, 1967 (a 34-7 victory over Nebraska in the Sugar Bowl) was a 13-6 victory over the Penn State Nittany Lions.

It was the first Sugar Bowl played inside the climate-controlled Louisiana Superdome, matching third-ranked Alabama (10-1) against seventh-ranked Penn State (9-2).

Richard Todd, Alabama's senior quarterback, put on an offensive show, completing 10 of 12 passes for 205 yards. In running the Tide's wishbone offense to near perfection, he was named the game's Most Valuable Player. Todd passed 55 yards to split end Ozzie Newsome to set up the game's only touchdown in the fourth quarter.

Todd, who had suffered a cut finger on Christmas Day, came out with his finger bandaged, and Penn State stacked its defense while daring him to throw. That strategy cost the Nittany Lions dearly in the early going. Joe Dale Harris, a surprise starter, ran a turn-in pattern while Todd released his throw just before being engulfed by the defense.

With State's minimal coverage, Harris broke free and turned the short pass into a 54-yard gain. That play eventually led to a 25-yard field goal by Danny Ridgeway and a 3-0 Alabama lead that held up to the half.


Penn State's Chris Bahr tied the score with a 42-yard field goal in the third quarter, but Todd brought the Tide back quickly. At the Penn State 35 following a timeout, Todd pump faked PSU freshman Bill Crummy and Newsome broke back to the sideline and caught the pass 25 yards downfield, being brought down at the 10. Todd lost four yards recovering a fumble, but Mike Stock swept into the end zone behind a ferocious block by Newsome.

Bahr cut the margin to 10-6 with a 37-yard field goal in the fourth quarter, but Ridgeway answered for Alabama with a 28-yard kick for a 13-6 lead. With 3:19 left, Penn State got its last chance. The Nittany Lions inched out to their 39 before Alabama stopped the Nittany Lions on a fourth-and-one play with 1:15 to go.

### SCORE BY QUARTERS

	1	2	3	4	-	F
Alabama	3	0	7	3	-	13
Penn State	0	0	3	3	-	6

**Attendance:** 75,212 (capacity: 75,212).



## 1976 LIBERTY BOWL

[16] Alabama 36, [7] UCLA 6

**MEMPHIS, Tenn. (Dec. 20, 1976)** — A Liberty Bowl-record crowd of 52,737 braved freezing temperatures and gusting winds at speeds up to 31 miles per hour at the 18th annual Liberty Bowl. This game, playfully referred to as "The Refrigerator Bowl", was blown open by the Alabama defense, which stopped the Bruins twice on fourth down plays — once at the Crimson Tide 1-yard line, and another time by an interception on a third down at the Alabama 1.

After Bucky Berrey opened the scoring with a 37-yard field goal midway through the first quarter for a 3-0 Alabama lead, the Crimson Tide defense began asserting its dominance. Alabama sophomore linebacker Barry Krauss, the game's most valuable player, intercepted a pass and rambled 44 yards for the Tide's first touchdown. "Our defense was simply magnificent most of the time," said Alabama head coach Paul "Bear" Bryant. "Not only were we stopping them, our defense put some points on the board, too."

Late in the first quarter, running back Johnny Davis plunged one yard for the Tide's first offensive touchdown and a 17-0 Alabama lead. The lone scoring play in the second quarter came about when Alabama used trickery to move the lead to 24-0. Quarterback Jack O'Rear handed off to running back Tony Nathan, who drifted to his right before throwing back to O'Rear on a 20-yard scoring play.

Two more field goals by Berrey in the third quarter — from 25 and 28 yards out — extended the lead to 30-0 early in the fourth quarter. The three field goals by Berrey set a Liberty Bowl record.

After UCLA notched its only score on a 61-yard run by Leotis Brown with 9:32 left in the fourth quarter, Alabama closed the scoring when Rick Watson broke through on a 1-yard run with 22 seconds left in the game for the final 36-6 margin.

### SCORE BY QUARTERS

	1	2	3	4	-	F
Alabama	17	7	3	9	-	36
UCLA	0	0	0	6	-	6

**Attendance:** 52,736 (capacity: 50,160).



## 1978 SUGAR BOWL

[3] Alabama 35, [9] Ohio State 6

**NEW ORLEANS (Jan. 2, 1978)** — Alabama had rebounded nicely after an early-season 31-24 loss at Nebraska, racing into its Sugar Bowl encounter with the Ohio State Buckeyes riding a strong crest of momentum that had set the Crimson Tide up for a shot at a national title if things broke their way in the other New Year's Day bowl games.

Alabama won easily, 35-6, and with the upset by fifth-ranked Notre Dame of top-ranked Texas in the Cotton Bowl, it appeared the Crimson Tide were in position to claim another national championship. But in a controversial and tight vote, the Irish vaulted from fifth to first, with Alabama finishing a close second.

Alabama quarterback Jeff Rutledge and the Crimson Tide offense wasted no time in getting the game under their control. On the Tide's second possession, a 10-play, 76-yard march, running back Tony Nathan scored from a one-yard out.

Rutledge guided Alabama 76 yards in the first quarter with Tony Nathan scoring from one-yard out.

Rutledge and the Crimson Tide then pushed Ohio State around on an 11-play, 76-yard touchdown drive. The scoring play came when fullback Johnny Davis moved to his right on a fake at the Buckeye 27 while split end Bolton, who had lined up as a right halfback, rolled out of the backfield and raced down the sideline. Rutledge dropped back and handed the ball to Bolton, who was barely inbounds. The extra point was missed, but Alabama led 13-0.

After the Alabama defense again stopped the Buckeyes at the Crimson Tide 28, Rutledge took the Tide 72 yards for a touchdown. He hit Richard Neal with a three-yard scoring pass for the touchdown and added another pass to Neal on a two-point conversion for a 21-0 lead late in the third quarter.

Ohio State fought back to within 21-6 on the ensuing possession, marching 85 yards in seven plays to score on a 38-yard pass from Gerald to Jim Harrell with 13:34 left in the game. A two-point conversion attempt was stopped by Alabama.

Sophomore quarterback Steadman Shealy assumed control of the Alabama offense in the final quarter and engineered two touchdown drives. The first was an 84-yard march in 14 plays that ended with a 1-yard run by Major Ogilvie with 6:30 left. A short time later, Johnny Davis capped a 24-yard drive in four plays following a Buckeyes turnover by scoring on a 7-yard run with 5:09 left.

Rutledge finished as the game's Most Valuable Player, hitting on 8 of 11 passes for 109 yards and a pair of touchdowns. Johnny Davis, the Tide's bullish senior fullback, led the Alabama ground assault with 95 yards on 24 carries.

### SCORE BY QUARTERS

	1	2	3	4	-	F
Alabama	0	13	8	14	-	35
Ohio State	0	0	0	6	-	6

Attendance: 76,811 (capacity: 76,800).



## 1979 SUGAR BOWL

[2] Alabama 14, [1] Penn State 7

**NEW ORLEANS (Jan. 1, 1979)** — One vivid image was permanently etched into the minds of the 76,824 in the Superdome and the millions of television viewers who watched the 45th annual Sugar Bowl on New Year's Day, 1979. Penn State, the nation's No. 1 team, was stopped on two consecutive plays inside the one-yard line by the Alabama defense to preserve a 14-7 victory for Alabama's second-ranked Crimson Tide. The famous goal line stand won a national championship for Paul "Bear" Bryant and the Crimson Tide.

The outcome of this tight defensive battle was determined by a small number of critical decisions and crucial plays in a game in which the nation's top two teams proved to be amazingly evenly matched. The teams battled evenly for the entire first half and appeared headed for a scoreless deadlock as halftime approached.

With the ball at the Alabama 33-yard line in the half's final moments, the Crimson Tide appeared content to run out the clock with 1:11 left. But Penn State called a timeout after two consecutive plays to stop the clock, hoping to get the ball back and set up a field goal. But Alabama senior halfback Tony Nathan countered with runs of 30 and 7 yards down to the Penn State 30-yard line.

Suddenly, Alabama was within range of a score to end the half and had the time to get even closer to the Penn State end zone. Within field goal range, Alabama presumably would position itself for a go-ahead kick in the final seconds of the second quarter. But Penn State coach Joe Paterno's plan backfired enormously when Crimson Tide quarterback Jeff Rutledge dropped back and found split end Bruce Bolton wide open in the end zone for a 30-yard touchdown pass with just eight seconds left in the half. Alan McElroy kicked the extra point to give Alabama a 7-0 halftime lead.

An interception by Penn State's Pete Harris at Alabama's 48-yard line late in the third period set up Penn State's only touchdown. Nittany Lions quarterback Chuck Fusina hit Scott Fitzkee deep in the end zone for a touchdown. Matt Bahr's extra point kick tied the game at 7-7 with 4:25 left in the third quarter.

A few moments later Alabama halfback Lou Ikner ran 62 yards with a Penn State punt before being dragged down at the Nittany Lions' 11-yard line. Three plays later, Major Ogilvie rammed into the corner of the end zone, sprung by a key block by tight end Rick Neal. McElroy kicked the extra point to extend the Alabama lead to 14-7 with 21 seconds left in the third quarter.

The Nittany Lions had a chance to tie the score when the Lions' Joe Lally fell on a misdirected pitchout by Rutledge on an option play at the Tide 19 with 7:57 remaining. Penn State drove to a third down and goal at the Alabama one. But the Alabama defense sealed off its end zone in a tremendous defensive effort, climaxed by Crimson Tide linebacker Barry Krauss stopping Penn State tailback Mike Guman short of the goal line.

### SCORE BY QUARTERS

	1	2	3	4	-	F
Alabama	0	7	7	0	-	14
Penn State	0	0	7	0	-	7

Attendance: 76,824 (capacity: 76,800).



## 1980 SUGAR BOWL

[2] Alabama 24, [6] Arkansas 9

**NEW ORLEANS (Jan. 1, 1980)** — A tweak in the offensive scheme played a major role as the University of Alabama reached a new pinnacle of success by beating Arkansas, 24-9, in the 46th annual Sugar Bowl. In the process of winning its fifth straight bowl, four of them Sugar Bowls, this unbeaten Alabama team became the first Tide squad in the school's history to win 12 games in a season. A record Sugar Bowl crowd of 77,468 and millions of viewers on national television watched Alabama win.

In the weeks preceding the Sugar Bowl game, Alabama head coach Paul "Bear" Bryant installed a double wing with motion off the wishbone formation. The Crimson Tide could run its basic plays off the set, but its real value was in catching the Arkansas players and coaches off-guard.

After the Razorbacks took an early lead on a 34-yard field goal by Ish Ordonez, courtesy of a lost Alabama fumble on the opening kickoff, the Tide showed its new look. The Crimson Tide immediately embarked on a seven-play, 82-yard drive featuring a fullback in motion and plenty of counter-action movement, slowing the aggressive Arkansas defense.

Alabama's Major Ogilvie took a pitchout from quarterback Steadman Shealy and scored from 22 yards out midway through the first quarter, marking the third straight year in which Ogilvie scored a Sugar Bowl touchdown.

On the fourth play after the ensuing kickoff, another Razorback fumble was recovered by Crimson Tide linebacker Thomas Boyd on the Arkansas 22. Four plays later, Ogilvie scored his second touchdown on a one-yard run to put the Tide ahead 14-3 with 3:46 left in the first period. That deficit forced the Arkansas offense into an accelerated passing game.

When the Tide's Alan McElroy kicked a 25-yard field goal for a 17-3 lead at intermission, it appeared that Alabama was content with sitting on its lead and running out the clock.

But Arkansas quarterback Kevin Scanlon, who had been punished throughout the first half, gathered himself and found his touch, guiding the Razorbacks 80 yards to a touchdown after the second half kickoff. The two-point conversion fell short and the Razorbacks now trailed 17-9.

But Bryant's troops were at their best when it counted, racing 98 yards in 9 plays to the touchdown. Steve Whitman ran for six yards to start the drive. Ogilvie rushed for seven to the Tide 15. Billy Jackson's 35-yard sprint with a Shealy pitchout keyed the march, reaching the 50-yard line. Jackson came right back on the next play with a 14-yard run up the middle to the Arkansas 36. Ogilvie gained six off guard, then Shealy ran an option keeper for 22 yards at the Arkansas 11.

After two plays and a five-yard penalty on the Tide, Alabama faced third-and-11 at the Arkansas 12-yard line. Offensive coordinator Mal Moore suggested the play, "43 Read", to Shealy, who ran the option play to the right side of the line and handed to Whitman, who raced through the Arkansas defense for the clinching touchdown. The 98-yard drive, Alabama's longest of the season, sealed the outcome.

### SCORE BY QUARTERS

	1	2	3	4	-	F
Alabama	14	3	0	7	-	24
Arkansas	3	0	6	0	-	9

Attendance: 77,486 (capacity: 76,800).





## 1981 COTTON BOWL

[9] Alabama 30, [6] Baylor 2

**DALLAS (Jan. 1, 1981)** — Alabama capped off a 10-2 season by decking Southwest Conference champion Baylor 30-2 in the 45th Cotton Bowl Classic. For only the second time since 1971, Alabama had failed to win the Southeastern Conference championship, finishing second behind eventual national champion Georgia. The Tide had been upset by Mississippi State (6-3) to snap the nation's longest winning streak at 28, then fell to old nemesis Notre Dame (7-0).

But against Grant Teaff's Baylor Bears, Paul "Bear" Bryant's Crimson Tide was impressive. The Alabama defense was the primary factor, as the likes of middle guard Warren Lyles, E.J. Junior and Thomas Boyd shut down Baylor's previously unstoppable running tandem of Walter Abecrombie and Dennis Gentry. The pair had combined for nearly 2,000 yards during Baylor's 10-1 regular season, but on this sunny day in Dallas, they were limited to a combined total of 54 yards.

Major Ogilvie, Don Jacobs and Mark Nix scored touchdowns for the Crimson Tide and sophomore Peter Kim added a Cotton bowl record three field goals to send Alabama to its record-tying sixth consecutive bowl victory. Baylor's offense was all but blunted by the swarming Crimson Tide defense, which helped bring Bryant his 306th career coaching victory.

Kim kicked field goals of 29 and 28 yards in the first half and added a 42-yarder in the third quarter. His three field goals equaled a Cotton Bowl record set in 1972 by Penn State's Alberto Vitiello. Ogilvie, who carried 15 times for 74 yards, scored Alabama's first touchdown of the game, going over from the 1 in the second quarter and thus becoming the first person ever to score a rushing touchdown in four consecutive bowl games.

Alabama, which finished with 241 yards on the ground, added a pair of touchdowns in the final quarter on a one-yard run by Jacobs and a three-yard run by Nix with 1:16 to play. Baylor, shut out 45-0 by Alabama during the 1979 season, could manage only a safety that coming in the second quarter when defensive tackle Tommy Tabor tackled Alabama's Lewis in the end zone as Lewis was trying to throw the ball.

Alabama and Baylor both finished the season with 10-2 records and the game was never a contest after the Bears missed on their only good touchdown opportunity late in first quarter.

### SCORE BY QUARTERS

	1	2	3	4	-	F
Alabama	6	7	3	14	-	30
Baylor	2	0	0	0	-	2

**Attendance:** 74,281 (capacity: 72,032).



## 1982 COTTON BOWL

[6] Texas 14, [3] Alabama 12

**DALLAS (Jan. 1, 1982)** — Alabama marched into Dallas as the Southeastern Conference co-champion and its head coach, Paul "Bear" Bryant, entered as the winningest man in the history of the game, but Fred Akers' Texas Longhorns were not impressed.

Five weeks after Bryant had earned his record-breaking 315th head coaching victory against in-state rival Auburn, the Longhorns came from behind to hand Alabama a 14-12 defeat.

The Longhorns overcame a 10-0 deficit with two touchdowns in the fourth quarter, then gave the Crimson Tide an intentional safety before weathering a counter-charge. Not only did the victory by Texas keep alive a Longhorns jinx of never having lost to Alabama, but it kept Bryant from winning an NCAA record seventh consecutive bowl game in seven years.

Alabama quarterback Walter Lewis's six-yard touchdown pass to Jesse Bendross and Peter Kim's 24-yard field goal gave the Longhorns a big fourth quarter hill to climb.

Texas quarterback Robert Brewer, starting only his fourth game for the Longhorns, raced 30 yards for a touchdown on a tricky draw play. After a punt, Brewer directed the Longhorns 80 yards in 11 plays climaxed by Terry Orr's eight-yard touchdown run. Included in the drive was a 37-yard completion to tight end Lawrence Sampleton on a third-and 10 play.

Alabama's Joey Jones returned the ensuing kickoff a Cotton Bowl record 61 yards, but cornerback William Graham intercepted Lewis on the next play at the Texas 1, setting up an ending that was steeped in strategic decisions by both head coaches.

Akers ordered Texas punter John Goodson to take a safety with less than a minute to play. And Texas held Alabama after it got a free punt from its own 20.

The win improved Texas' record to 10-1-1, while the loss dropped Alabama to 9-2-1. Brewer, who completed 12 of 21 passes on the day for 201 yards, was named the offensive most valuable player and Alabama linebacker Robbie Jones, who had 12 tackles, was the defensive MVP.

### SCORE BY QUARTERS

	1	2	3	4	-	F
Texas	0	0	0	14	-	14
Alabama	0	7	5	0	-	12

**Attendance:** 73,243 (capacity: 72,032).



## 1982 LIBERTY BOWL

Alabama 21, Illinois 15

**MEMPHIS, Tenn. (Dec. 29, 1982)** — The 1982 Liberty Bowl is remembered almost solely as the last football game Alabama played under the direction of legendary head coach Paul "Bear" Bryant, who announced his retirement from coaching just two weeks prior to the game.

At the end of an atypical season, Alabama entered the 1982 Liberty Bowl coming off three straight season-ending losses. Big Ten Conference foe Illinois, 7-4 and boasting a potent offense and in the midst of a resurgence under 46-year-old head coach, Mike White, was appearing in its first bowl in 19-years.

Alabama retired Coach Bryant in proper fashion by registering a 21-15 victory over the Fighting Illini. The win gave Coach Bryant a final record of 323-85-17 — the most wins by any head coach in college football history up to that point.

"Many thanks to the staff for one heck of a job," he said afterward in a crowded press interview tent. "The players' preparation and the coaches' preparation, especially in this circus-type atmosphere, were exceptional. I am thankful to have won my final game. Whether the team likes it or not, they will always be remembered for winning my last game. I am proud they wanted to win this one for me."

Alabama jumped ahead in the early going as fullback Ricky Moore started the scoring with a four-yard touchdown run in the first quarter. After Illinois closed the gap to 7-6 on a one-yard run by Joe Curtis and failed extra point in the second quarter, the Tide took the lead into the locker room at halftime.

In the third quarter, split end Jesse Bendross ran scored on a reverse from 8 yards out to put Alabama up 14-6. Then, Illinois rallied behind quarterback Tony Eason on a two-yard pass from Eason to wide receiver Oliver Williams to draw within 14-12 after a failed two-point conversion attempt.

The Crimson Tide surged further ahead in the final quarter as Craig Turner scored the last touchdown of the Bryant Era for Alabama on a one-yard run with 7:34 left in the game for a 21-12 lead. Illinois roared back and drew closer on a 23-yard field goal by Mike Bass with 6:12 remaining, but the Fighting Illini could get no closer due to a clutch defensive effort spearheaded by cornerback Jeremiah Castille's three interceptions. Castille earned Most Valuable Player honors for that performance.

Alabama won the game despite giving up 444 yards of total offense and surviving a Liberty Bowl record, 423 yards of passing from Eason. Alabama's bruising ground attack plowed for 217 yards while the Tide defense allowed only 21 yards on the ground.

Bryant died on January 26, 1983, less than four weeks following the Liberty Bowl.

### SCORE BY QUARTERS

	1	2	3	4	-	F
Alabama	7	0	7	7	-	21
Illinois	0	6	0	9	-	15

**Attendance:** 54,123 (capacity: 61,008).





## 1983 SUN BOWL

Alabama 28, [6] SMU 7

**EL PASO, Texas (Dec. 24, 1983)** — Alabama entered the 50th Annual Sun Bowl after a disappointing 7-4 regular season. Playing before the largest crowd (41,412) ever to witness an event in El Paso, Texas, sports history up to that point, the Crimson Tide football team gave the fans their money's worth by shocking sixth-ranked Southern Methodist (SMU), 28-7. That crowd braved wind gusts of up to 35 miles per hour and temperatures in the 20s.

Fullback Ricky Moore ran for two first-period touchdowns and Walter Lewis riddled the nation's second best defense with his passing to lead Alabama to its most impressive victory of the season. Moore carried 28 times for 113 yards and his sixth consecutive 100-yard effort, capped early drives of 59 and 51 yards with touchdown runs of 1 yard and 11 yards to give the Crimson Tide a 14-0 lead after one period. Lewis, who completed 9-of-14 passes for 148 yards and was named the game's most valuable player, scored from a yard out to end an 86-yard drive midway through the second quarter. He lofted a 19-yard touchdown pass to split end Joey Jones 43 seconds before halftime to make it 28-0.

SMU quarterback Lance McIlhenny fumbled a snap from center on the Mustangs' first possession and Alabama cornerback Sammy Hood, who was blitzing, recovered at the Tide 19. Alabama needed only 64 seconds and three plays to make it 14-0. Lewis passed 32 yards to Richardson, scrambled for eight and flipped a pitchout to Moore, who started right, cut back sharply and scored from the 11 without a hand being laid on him.

The Crimson Tide went 86 yards in 6:22 for its third touchdown. Reserve tailback Linnie Patrick started it with a 14-yard run and Lewis whipped passes of 18 yards to tight end Preston Gothard and 17 to Jones. Lewis fooled the SMU defense with a fake to Moore up the middle, hesitated for a second and then darted around right end to score easily. Freshman Van Tiffin's conversion made it 21-0.

Free safety Freddie Robinson intercepted a McIlhenny pass at the Alabama 38 with 1:09 left in the half and Lewis needed only four plays and 26 seconds to make it 28-0. Lewis found Jones in the rear of the end zone behind cornerback Fred Nichols for Alabama's final touchdown. SMU scored with 3:41 left in the third period with McIlhenny tossing a touchdown pass to split end Marquis Pleasant, another freshman.

After SMU's third period score, the Mustangs threatened on two other occasions. But tailback Reggie Dupard fumbled the ball away at the Tide 21 with 4:16 left in the third period and McIlhenny threw an incomplete pass on fourth down from the Alabama nine with 7:02 remaining.

It was Alabama's 37th bowl game and 25th in a row, both national records, but the first since head coach Ray Perkins succeeded the late Paul "Bear" Bryant as head coach. The victory enabled the Crimson Tide to snap a two-game losing streak which had dropped them out of the Top 20 rankings and wind up 8-4 in Perkins' first season, the same record as Bryant's final team a year earlier.

SMU, the nation's winningest team over the span of 1981-82 with a 31-2-1 record before the Sun Bowl debacle, finished the season with a 10-2 record. The Mustangs two setbacks in that three-year stretch were by two and three points to Texas.

### SCORE BY QUARTERS

	1	2	3	4	-	F
Alabama	14	14	0	0	-	28
SMU	0	0	7	0	-	7

Attendance: 41,412 (capacity: 51,500).



## 1985 ALOHA BOWL

[15] Alabama 24, USC 3

**HONOLULU, Hawai'i (Dec. 28, 1985)** — Alabama dominated the second half to hand Southern Cal a 24-3 defeat in the fourth annual Aloha Bowl in Honolulu to end the 1985 season with a 9-2-1 record. Before a crowd of 35,183, the Crimson Tide victory tied USC with the most bowl victories (21) as the traditional football powers met for only the second time in bowl competition.

The first half was a defensively-dominated sloppy affair that ended in a 3-3 tie. Alabama was whistled for 68 yards on seven penalties in the first half. The Tide scored on its first possession, driving 54 yards from its own 15-yard line to the USC 31 where Van Tiffin kicked a 48-yard field goal. Early in the second quarter, USC tied the score on a 24-yard field goal by Don Shafer with 9:36 left in the half after UA stopped the Trojans at the eight-yard line on a drive that started from the USC 37.

The charged up Crimson Tide scored a touchdown on its second possession in the third quarter. Greg Richardson returned a punt 14 yards to the Trojans 42. Ten plays later, fullback Craig Turner dove into the end zone from the one. Tiffin converted the extra point for a 10-3 lead.

Moments later, Kermit Kendrick intercepted a USC pass and returned it 16 yards to the Trojans 44. Five plays later, Alabama quarterback Mike Shula hit wide receiver Clayton Whitehurst in the end zone for a 24-yard touchdown pass. Tiffin converted for a 17-3 lead with 13:25 left in the fourth quarter.

Alabama forced USC to punt on its next possession and Richardson called for a fair catch on the Trojans 44. Seven plays later, flanker Albert Bell ran a reverse around the left side for a 14-yard touchdown with 8:25 remaining. Tiffin kicked the extra point for the 24-3 final score.

Alabama freshman running back Gene Jelks gained 79 yards on 17 carries and was named the game's Most Valuable Offensive Player. Junior All-American linebacker Cornelius Bennett had nine tackles, broke up one pass, and pressured opposing passers throughout the game to earn the Most Valuable Defensive Player honor. The game was televised nationally by Innovative Sports TV.

### SCORE BY QUARTERS

	1	2	3	4	-	F
Alabama	3	0	7	14	-	24
SMU	0	3	0	0	-	3

Attendance: 35,183 (capacity: 50,000).



## 1986 SUN BOWL

[13] Alabama 28, [12] Washington 6

**EL PASO, Texas (Dec. 25, 1986)** — Alabama's memorable 1986 senior class went out in impressive style with a dominant 28-6 victory over Pac-10 Conference runner-up Washington. The win gave the Crimson Tide a 10-3 record against one of the nation's toughest schedules. Alabama head coach Ray Perkins' final team at the Capstone opened the season 7-0, only to lose three of its final five regular season games to finish with a 9-3 record.

Senior All-American linebacker Cornelius Bennett was selected the game's most valuable player. He led the defense that allowed Washington's high-powered offense just 62 yards on the ground, and 241 yards total offense. The Tide didn't allow a touchdown.

After a scoreless first quarter, All-American halfback Bobby Humphrey broke loose on a 64-yard sprint for the game's first score with 13:55 left in the second quarter. The Huskies' kicker, Jeff Jaeger, booted a 31-yard field goal with 5:55 left and added a 34-yarder with 44 seconds remaining as Alabama took a 7-6 halftime lead.

Midway through the third quarter, Alabama's Freddie Robinson recovered a Washington fumble on the Huskies' 47-yard line. In six plays, quarterback Mike Shula sharply guided the Crimson Tide to a touchdown, completing two passes to Humphrey and a 32-yard scoring strike to Greg Richardson. All-American placekicker Van Tiffin converted his second point-after kick of the day with 6:24 remaining in the period and Alabama led, 14-6.

On the Crimson Tide's next possession, Humphrey ran three plays for 15 yards. Then Shula hit Angelo Stafford for 27 yards, Richardson for 25 and Humphrey for an 18-yard touchdown pass. The six-play, 83-yard drive took but 2:11 off the clock and with Tiffin's conversion kick, Alabama was in charge 21-6.

Alabama scored again on its next possession, covering 92 yards in 16 plays. Humphrey ran in the score from three yards out after gaining 48 yards on ten carries and catching three passes for 30 yards from Shula on the drive. Tiffin converted at the 7:16 mark in the last quarter for the final 28-6 margin.

Shula, starting his 27th consecutive game for Alabama, completed 15 of 26 passes for 176 yards with two touchdown passes in his final collegiate game. Humphrey ended a sensational year with three touchdowns and his 159 yards rushing gave him eight 100-yard rushing games for the season.

A crowd of 48,722 witnessed the game and CBS televised it nationally.

### SCORE BY QUARTERS

	1	2	3	4	-	F
Alabama	0	7	14	7	-	28
Washington	0	6	0	0	-	6

Attendance: 48,722 (capacity: 51,500).



## 1988 HALL OF FAME BOWL

Michigan 28, Alabama 24

**TAMPA, Fla. (Jan. 2, 1988)** — In a battle of two traditional football powers, Alabama and Michigan met for the first time in the second Hall of Fame Bowl in Tampa, Fla., and the Wolverines won, 28-24, on a fourth down play in the game's final minute.

NBC televised the game nationally and 60,156 fans looked on as Alabama head coach Bill Curry faced Michigan assistant head coach Gary Moeller, who replaced head coach Bo Schembechler, who had suffered a heart attack three weeks prior to the game.

A 51-yard Philip Doyle field goal at 8:43 in the first quarter gave the Crimson Tide a 3-0 lead. Michigan's All-American halfback Jamie Morris, who finished with a career-high 234 rushing yards on the day, proceeded to score three unanswered touchdowns. Two came in the second quarter from 25 and 14 yards out, enabling Michigan to build a 14-3 lead at halftime. On Michigan's second possession of the third quarter, Morris broke through the left side of his line for a 77-yard touchdown sprint with 9:36 remaining.

Down 21-3, Alabama came to life and scored three touchdowns for the lead. With 4:55 left in the third quarter, tight end Howard Cross took a 16-yard scoring strike from quarterback Jeff Dunn to complete a 72-yard drive, but the Tide failed on a two-point conversion. On Alabama's next possession, the team put together an 85-yard drive with All-American tailback Bobby Humphrey leaping over from the one-yard line.

After forcing Michigan to punt on its next two possessions, the passing of Dunn and the running of Humphrey completed a 79-yard drive with Humphrey scoring on a determined 17-yard run. Dunn completed a two-point play to Clayton Whitehurst for a 24-21 lead with 4:49 remaining to play.


Starting from its own 38-yard line after the kickoff, Michigan quickly moved to Alabama's 20-yard line where the Wolverines faced a fourth-and-three situation. From there, quarterback Demetrius Brown completed a beautifully executed touchdown pass to flanker John Kolesar with 50 seconds left in the game to give the Wolverines a 28-24 victory. Kolesar, who beat Alabama cornerback John Mangum, jumped high into the air on the play to catch the winning pass, his only reception of the day.

Dunn completed 23 of 40 passes for 269 yards and Humphrey rushed for 149 yards on 27 attempts to lead Alabama offensively.

### SCORE BY QUARTERS

	1	2	3	4	-	F
Michigan	0	14	7	7	-	28
Alabama	3	0	6	15	-	24

Attendance: 60,156 (capacity: 60,000).



## 1988 SUN BOWL

[20] Alabama 29, Army 28

**EL PASO, Texas (Dec. 24, 1988)** — Resilient Alabama, behind a record-setting performance by senior quarterback David Smith, rallied to defeat upset-minded Army 29-28 in the 55th annual Sun Bowl Classic. Smith shattered passing records set by such esteemed Alabama greats as Steve Sloan and Joe Namath in guiding the Crimson Tide to the win on a near perfect day in El Paso.

A 51-yard run by Army fullback Ben Barnett set up the first score of the game, a one-yard run by Mike Mayweather, with less than three minutes elapsed.

Alabama cut the lead to 7-3 in the first quarter on a 37-yard field goal by Philip Doyle but, early in the second period, the Cadets took a 14-3 lead when quarterback Bryan McWilliams capped a 69-yard, six-play drive with a 30-yard touchdown run on a wishbone option play. Alabama settled for another Doyle field goal, this time from 22 yards out, to draw within 14-6.

The end of the first half brought some of the game's most pivotal moments. While the Alabama defense was trying to figure out the intricacies of the Black Knights' wishbone, Army went to the air on a halfback pass, but passer Calvin Cass overshot a wide-open Otto Leone for what would have been an easy score. Instead, Army had to settle for a field goal attempt from the Alabama 24-yard line. The Crimson Tide's Derrick Thomas blocked the kick, keeping Army from adding to its lead.

David Smith rapidly drove Alabama 76 yards in 1:12 for a score. With only 35 seconds left in the first half, Doyle converted the extra point to narrow the lead to 14-13. Five plays later and with only a few ticks left on the clock, Army lined up for another field goal try, this time from the Alabama 27-yard line. Keith Walker's 44-yard attempt was blocked, again by the omnipresent Thomas.

Trailing 28-20, the Crimson Tide and Smith did not panic, driving to the Army two-yard line where the Army defense stiffened, and Doyle was called on to kick a 32-yard field goal with 7:25 left.

Now behind 28-23, Alabama surged to the winning touchdown. A 19-yard pass from Smith to Todd Richardson and a 16-yard run by Wayne Shaw led to senior David Casteal leaping into the end zone for the winning score.

Smith, the game's Most Valuable Player, completed 33 of 52 passes for 412 yards and two touchdown, setting Alabama bowl records for attempts, completions and yardage. Thomas was voted the game's best lineman.

### SCORE BY QUARTERS

	1	2	3	4	-	F
Alabama	3	10	7	9	-	29
Army	7	7	14	0	-	28

Attendance: 48,719 (capacity: 51,500).



## 1990 SUGAR BOWL

[2] Miami 33, [7] Alabama 25

**NEW ORLEANS (Jan. 1, 1990)** — On the first day of the 1990s, Miami clinched the 1989 National Championship with a 33-25 victory over seventh-ranked Alabama in a game that was Bill Curry's last as head coach of the Crimson Tide.

Miami struck early, moving ahead 7-0 with 4:55 left in the first quarter on a three-yard run by fullback Stephen McGuire. The Tide had held the Hurricanes on downs and forced a field goal attempt by Carlos Huerta, but Alabama was offside, giving Miami a first down at the three-yard line to set up McGuire's touchdown run.

Two series later, a short punt and a 10-yard return by Gene Jelks which put Alabama within striking range from the Miami 36. It took nine plays to move that distance against the Miami defense, but a four-yard reception of a Gary Hollingsworth pass by Marco Battle scored the Tide touchdown and tied the score at 7-7.

The Hurricanes answered quickly by going 78 yards in five plays with Craig Erickson and Wesley Carroll connecting on three completions for 50 yards, including an 18-yarder for the score. Carlos Huerta's extra point was blocked by Alabama's Mike Ramil, leaving the score at 13-7.

The second quarter fireworks continued with Tide freshman Antonio London recovering a fumbled Miami punt to set up an eventual 45-yard field goal by Philip Doyle. Nine plays later, the Hurricanes went up 20-10 after Alex Johnson scored from three yards out. The Tide struck back with its most impressive drive of the night, covering 80 yards in 11 plays and scoring on a seven-yard pass from Hollingsworth to Lamonde Russell with 40 seconds left in the half.

Alabama was back in business seconds later when senior Lee Ozmint intercepted an Erickson toss and ran it back 23 yards to the Miami 19. Three plays later Doyle tried a 40-yard field goal on the final play of the first half. Doyle had the distance to hit it from better than 60 yards, but the kick sailed to the left and the halftime score read Miami 20, Alabama 17.

Both teams came out slow in the second half and failed to score in a conservative third quarter. The fourth quarter, however, began with the Hurricane offense in high gear, as Erickson hit tight end Rob Chudzinski for an 11-yard score. Only minutes later, Erickson found his other tight end, Randy Bethel, from 12 yards out to give Miami a commanding 33-17 lead.


Late in the game, Alabama made a heroic comeback effort as Hollingsworth hit Miami native Prince Wimbley with a scoring pass from nine yards out with 2:53 left. A Hollingsworth to Russell two-point conversion pass pulled the Tide within eight, 33-25. However, Alabama's on-side kick attempt failed, and the Hurricanes had little trouble running out the clock and claiming not only the Sugar Bowl crown but the unanimous No. 1 ranking in the nation as well.

Miami's Dennis Erickson became only the second coach in college football history to win the national championship in his first season at a school, and Craig Erickson was named the game's Most Outstanding Player. For Alabama, Hollingsworth threw for 214 yards and three touchdowns. On defense, Alabama was led by defensive backs Lee Ozmint and Efrum Thomas, both of whom had a team-leading nine tackles.

### SCORE BY QUARTERS

	1	2	3	4	-	F
Miami	7	13	6	7	-	33
Alabama	0	17	0	8	-	25

Attendance: 77,452 (capacity: 76,800).



## 1991 FIESTA BOWL

(18) Louisville 34, (25) Alabama 7

**TEMPE, Ariz. (Jan. 1, 1991)** — The Louisville Cardinals, behind four first-quarter touchdowns, jumped to a 25-0 lead over the Crimson Tide and coasted to a 34-7 victory in the 1991 SunKist Fiesta Bowl in Tempe, Arizona.

The game marked the second time that Louisville head coach Howard Schnellenberger, an assistant coach at Alabama from 1961-65, had faced the Tide as a head coach. Schnellenberger, an assistant under the legendary Paul “Bear” Bryant, helped coach the Tide to an impressive 49-5-1 record, including three SEC and national championships (1961, ‘64 and ‘65).

Offensively, the Tide compiled only 189 yards total offense. Alabama’s vaunted defense, ranked first in passing defense, third in total defense, fourth in scoring defense and sixth in rushing defense, gave up an Alabama bowl-record 458 yards passing. The Cardinals rushed for another 113 yards to set an opponent record for most yards gained in a bowl game (571). The Tide defense was unable to stop the Cardinals’ Browning Nagle, who hit on 20-of-33 attempts for 451 yards and three touchdowns.

The Cardinals jumped ahead with 7:35 left in the first quarter when Nagle hit Latrell Ware for a 70-yard scoring pass with 7:35 left. Ralph Dawkins came back with 3:40 remaining to score on a five-yard burst that capped a six-play, 26-yard drive. After an Alabama punt, Louisville breezed to a 19-0 lead by driving 77 yards in six plays. That march was capped by a 37-yard pass from Nagle to Anthony Cummings. After a misconnection on a two-point conversion pass, the lead remained at 19-0 with 54 seconds left in the first period.

Just 53 seconds later, Louisville blocked an Alabama punt and the Cardinals’ Ray Buchanan recovered it in the end zone for a touchdown. The Cardinals went for two, but George Teague stopped a run by Ralph Dawkins on the one-yard line and the Cardinals’ led, 25-0, with one second left in the first quarter.

The Tide’s only score came when Charles Gardner intercepted a Jeff Brohm pass and returned it 49 yards for a touchdown with 7:32 left in the second quarter.

Louisville rounded out the scoring when Nagle threw 19 yards to Anthony Cummings and Bama quarterback Danny Woodson was called for intentional grounding in the end zone.

### SCORE BY QUARTERS

	1	2	3	4	-	F
Louisville	25	0	7	2	-	34
Alabama	0	7	0	0	-	7

**Attendance:** 69,098 (capacity: 71,706).



## 1991 BLOCKBUSTER BOWL

(8) Alabama 30, (15) Colorado 25

**MIAMI (Dec. 28, 1991)** — Alabama relied on a second half rally and three Jay Barker touchdown passes to come from behind and defeat defending national champion Colorado, 30-25, at Joe Robbie Stadium in South Florida.

This game was marked Colorado’s switch to a one-back, pass-oriented offense after the Buffaloes had been primarily an option running team for several years leading up to the contest. But Alabama adjusted quickly and successfully to the scheme.

David Palmer was honored with the “Brian Piccolo Award” as the game’s most valuable player and he put the Crimson Tide on the scoreboard first in his usual fashion, a punt return. Palmer took the punt on Alabama’s 48-yard line, ran through four Colorado defenders and scooted down the right sideline 52 yards for the score. Matt Wethington’s point-after kick gave Alabama a 7-0 lead with 8:49 left in the first quarter.

Colorado’s Ron Woolfork blocked an Alabama punt to give the Buffaloes the ball on the Alabama three-yard line and two plays later Scott Phillips ran it in from the one 1 with 1:34 remaining in the opening period. Jim Harper kicked the extra point to tie the game. Two possessions later, Colorado took the lead when linebacker Ted Johnson tackled Alabama running back Martin Houston in the end zone for a safety with 13:15 left in the second quarter.

Neither team could generate much offense, but the Alabama defense provided the necessary boost when Mark McMillian intercepted a Darian Hagan pass on the 50-yard line and ran it back 49 yards to the one. The Tide lost seven yards in three plays and settled for a Wethington field goal. The Buffaloes used the final 43 seconds in the half and kicked a 33-yard field goal as time ran out.

In the second half, the Alabama offense woke up and drove the ball to Colorado’s eight. An apparent David Palmer touchdown was called back because of an illegal substitution, but on the next play (third-and-13) Barker and Siran Stacy connected on a 13-yard pass for six points. The two-point conversion failed, and Alabama led, 16-12.

The lead didn’t last long. The Buffaloes scored just 18 seconds later on a 62-yard pass from Hagan to Michael Westbrook to put CU back in front, 19-16. At this point, both offenses were moving. Alabama marched 75 yards its next possession, scoring on a 12-yard pass from Barker to Kevin Lee. Wethington’s conversion kick put the Tide up, 23-19, with 6:55 left in the third quarter.

A 15-play drive in the fourth quarter culminated with a five-yard touchdown pass from Barker to Palmer and gave the Tide a 30-19 lead with 8:10 remaining. But the Buffaloes cut the lead to five on a 13-yard pass from Hagan to Charles Johnson with 3:30 left. Colorado got the ball back with 1:49 left and drove to the Alabama 33-yard line before being stopped on a fourth-and-one play with 40 seconds left.

### SCORE BY QUARTERS

	1	2	3	4	-	F
Alabama	7	3	13	7	-	30
Colorado	7	5	7	6	-	25

**Attendance:** 52,644 (capacity: 75,192).



## 1993 SUGAR BOWL

(2) Alabama 34, (1) Miami 13

**NEW ORLEANS (Jan. 1, 1993)** — All week long Alabama coach Gene Stallings said he did not consider his Crimson Tide an underdog. In front of 76,789 in the Superdome and a national television audience, Alabama proved the skeptics wrong as the Tide handily defeated the No. 1-ranked Miami Hurricanes, 34-13, winning the national championship for the first time since 1979.

Alabama’s defensive strategy stifled Miami’s rushing game, only allowing the Hurricanes 48 yards on the ground. Gino Torretta passed for 278 yards but was ineffective. With Alabama leading 13-6 at the half, the defense took control of the game early in the third quarter. On UM’s first play from scrimmage in the second half, Torretta was intercepted by Tommy Johnson, who returned the ball to the Miami 20-yard line. Six plays later, Derrick Lassic scored from a yard out to increase UA’s lead to 20-6.

Alabama’s defense had been giving Torretta problems all day but the one play that virtually spelled the end for Miami came on their next possession. The Tide pulled all 11 players up to line with Torretta operating from the shotgun. His errant pass was snared by George Teague who high-stepped 31 yards for the second Tide touchdown in 16 seconds.

Teague was matched against Miami tailback Jonathan Harris, who was lined up in a slot to the right. Teague jammed Harris as he tried to come off the line of scrimmage. Torretta, who was pressured all night by the Alabama defense, chose to force a throw towards Harris. But Teague stepped in front of Harris, caught the pass at the 31, took off toward the right sideline and high-stepped the last five yards into the end zone for a 21-point lead. This play by Teague would be a big one in the Tide’s victory, however, it would not be the only one he would be remembered for in this game.

Trailing 27-6, the Hurricanes offense took the field to mount a successful drive. On Miami’s second down and 10 play, Teague made one the biggest defensive plays of the season, although it was null and void because of a five-yard offside penalty called against Alabama. Torretta hit his favorite receiver, Lamar Thomas, who was streaking down the sideline for an apparent six points. Teague streaked down the sideline, ran Thomas down, stripped the ball from him, and proceeded to advance the ball in the other direction for a short gain. The play may not be officially recorded in the record books, but it will stand as one of the best defensive plays ever.

The Tide relied on a ground attack to move the ball on offense. Out of the 285 total yards gained, 267 of them came on the ground. Derrick Lassic controlled UA’s ground game cutting and weaving his way to 135 yards rushing on 28 carries and two touchdowns. His efforts gained him the Miller-Digby Sugar Bowl Most Valuable Player Award.

Alabama was outgained, 326 yards to 285. Tide quarterback Jay Barker, who led his team to victory for the 17th time in 17 starts, completed just 4 of 13 passes for 18 yards, with two interceptions. Meanwhile, Torretta’s decisive mistakes were the result of an overwhelming Alabama defensive effort that all but eliminated Miami’s ability to run. Miami was held to 48 rushing yards, 42 of which came during an inconsequential final drive long after a Crimson celebration had begun.

### SCORE BY QUARTERS

	1	2	3	4	-	F
Alabama	3	10	14	7	-	34
Miami	3	3	0	7	-	13

**Attendance:** 76,789 (capacity: 76,800).





## 1998 MUSIC CITY BOWL

[24] Virginia Tech 38, Alabama 7

**NASHVILLE, Tenn. (Dec. 29, 1998)** — Virginia Tech's special teams generated 14 points and cornerback Anthony Midget returned an interception 27 yards for a touchdown as the 24th-ranked Hokies routed Alabama, 38-7, in the inaugural Music City Bowl.

Linebacker Phillip Summers also set up a touchdown with an interception for the Hokies, whose defense picked off 24 passes in 1998, the second-highest total in the country. Playing in front of a sellout crowd of 41,600 at Vanderbilt Stadium, the Hokies recorded their first victory over Alabama in 11 tries. Tech quarterback Al Clark ran for a 43-yard touchdown, running back Lamont Pegues added a pair of one-yard scores and running back Shyrone Stith added a four-yard touchdown for Virginia Tech (9-3), which snapped a two-game bowl losing streak.

Freshman Andrew Zow and Michael Vaughn hooked up on a five-yard second-quarter touchdown to account for Alabama's only scoring in a game that began with temperatures hovering around 40 degrees. The conditions worsened as the contest progressed, with freezing rain falling for most of the final three quarters. Alabama's 31-point setback was surpassed only by a 38-6 loss to Nebraska in the Orange Bowl on New Year's Day 1972. Alabama (7-5) had its five-game bowl winning streak snapped.

Virginia Tech led 10-7 at halftime, but the Crimson Tide self-destructed in one of Alabama's worst second halves of the season. On Alabama's second possession of the third quarter, Zow's pass over the middle was picked off by Summers at the Tide 3-yard line and Virginia Tech entered the end zone three plays later on Pegues' first one-yard plunge.

Alabama's next drive was quickly halted, and defensive end Corey Moore broke through the line to block Pope's kick, giving Virginia Tech possession at the Alabama 29. It took the Hokies four plays to score this time, with Stith's four-yard scamper making it 24-7. Moore was voted the game's most valuable player. Winston's muff late in the third period was recovered by safety Cory Bird at the Alabama 19 and Pegues' one-yard scoring run 1:29 into the fourth quarter ended any hopes of an Alabama comeback. For emphasis, Midget picked off Zow and sprinted into the right corner of the end zone with 7:33 remaining.

Clark completed 7-of-14 passes for 71 yards and was intercepted once while carrying nine times for 55 yards. Stith added 71 yards on 10 attempts for the Hokies, who needed just 278 total yards to record the blowout. Zow was 19-of-35 for 224 yards but was picked off three times for Alabama, which was held to 274 yards, including just 50 on the ground. Shaun Alexander carried 21 times for 55 yards and caught eight passes for 87 yards.

Tech began the onslaught on its first possession when Clark faked to Pegues, burst up the middle and outran the Tide secondary for a 43-yard touchdown just 2:35 into the contest.

Alabama tied the game just under six minutes into the second period when Zow found Vaughn in the back of the end zone. But Graham connected from 44 yards moments later to give the Hokies a three-point halftime advantage.

### SCORE BY QUARTERS

	1	2	3	4	-	F
Virginia Tech	7	3	14	14	-	38
Alabama	0	7	0	0	-	7

Attendance: 41,600 (capacity: 39,790).



## 2000 ORANGE BOWL

[8] Michigan 35, [5] Alabama 34

**MIAMI (Jan. 1, 2000)** — In a meeting between two of college football's most storied programs, Michigan came from behind twice, then held on in overtime to win. Alabama's Ryan Pflugner missed an extra-point attempt by inches on the final play of overtime to give the Wolverines a 35-34 victory over the Crimson Tide in the Orange Bowl.

Michigan's Tom Brady threw for 369 yards and four touchdowns, including three to David Terrell who caught 10 passes for 150 yards. After Michigan's Shawn Thompson caught a 25-yard touchdown pass on the first play of overtime, Alabama scored on Andrew Zow's 21-yard pass to Antonio Carter. But Pflugner's extra-point attempt was just wide to the right.

The Wolverines won even though they lost a fumble at the Alabama 1 in the fourth quarter and had a 36-yard field goal attempt blocked to force the overtime. Shaun Alexander, the Southeastern Conference Player of the Year, rushed for 161 yards and three touchdowns in his final game for Alabama. His scores came on runs of 5, 6 and 50 yards, and teammate Freddie Milons scored on a 62-yard punt return.

The eighth-ranked Wolverines (10-2) managed just one first down in the opening 28 minutes but completed their third consecutive 10-win season. The sixth-ranked Crimson Tide (10-3) lost in their 50th bowl game, an NCAA record.

The Wolverines' first six possessions produced just one first down, which came on a 5-yard gain on a fake punt. The offense finally mustered a first down with 1:18 left in the opening half, then scored two plays later on a 27-yard pass from Brady to Terrell. The Wolverines erased deficits of 14-0 and 28-14 thanks to Terrell, who tied Orange Bowl and Michigan bowl records with three touchdown receptions.

Brady, who was 34-for-46, led Michigan to three touchdowns in a 12-minute span in the third quarter. The comeback wasn't the first by the Wolverines, who rallied from fourth-quarter deficits to win three times during the regular season. Alabama's Phillip Weeks blocked a field-goal attempt by Hayden Epstein as time ran out in the fourth quarter, forcing the overtime. Earlier in the period, Michigan's Anthony Thomas lost a fumble at the Alabama 1.

Alexander turned a third-and-1 run into a 50-yard touchdown, breaking three tackles to give Alabama a 21-14 lead in the third quarter. Less than three minutes later, Milons caught a 51-yard punt, weaved across the field and scored untouched to make it 28-14.

The Wolverines made the score 14-14 on their first series of the second half. Terrell caught a short pass from Brady, eluded cornerback Milo Lewis, and sprinted to the end zone, completing a 57-yard play. Terrell beat Lewis again in the third quarter for a 20-yard score.

Alabama picked up only one first down in the opening quarter, but a 32-yard run by Alexander got the Tide rolling. The play started a 76-yard drive that ended with Alexander's 5-yard touchdown run. Three minutes later, Alabama scored again on Milons' 23-yard punt return, and a late-hit penalty gave the Tide the ball at the Michigan 31. Alexander's 6-yard touchdown run made the score 14-0.

### SCORE BY QUARTERS

	1	2	3	4	-	F
Michigan	0	7	21	0	7	35
Alabama	0	14	14	0	6	34

Attendance: 70,416 (capacity: 71,295).



## 2001 INDEPENDENCE BOWL

Alabama 14, Iowa State 13

**SHREVEPORT, La. (Dec. 27, 2001)** — Andrew Zow, playing with a bruised calf, tossed a 27-yard touchdown pass to Terry Jones with 4:44 remaining as the Crimson Tide ended Alabama head coach Dennis Franchione's first season with a victory as the Crimson Tide trimmed Iowa State, 14-13, before a national television audience on ESPN. The game marked Alabama's 51st bowl appearance and the first for the Tide in the Independence Bowl.

The final score wasn't indicative of the tempo of the game. Iowa State's offense gave the Alabama defense all it wanted and racked up 456 yards of total offense and 23 first downs. But the Tide defense held when it had to, and the offense scored when it counted most. Iowa State's defense dominated throughout, but Alabama free safety Wayne Bacon blocked Tony Yelk's punt, giving the Crimson Tide possession at the Cyclones' 29-yard line.

Two plays later, Zow connected with Jones for the winning score, enabling Alabama (7-5) to rally from a 10-0 deficit and finish the season with a winning record. Zow, who was sacked four times, completed 11-of-19 passes for 119 yards with an interception. The Crimson Tide were held to just 150 yards on the ground.

Iowa State (7-5) had a chance to regain the lead in the final minute, but Yelk's 47-yard field goal was wide right with 46 seconds left. It was his third miss of the game. Seneca Wallace drove the Cyclones into field goal range on their final possession. He converted a second-and-25 with a 26-yard completion to Jack Whitver at midfield, then kept the drive alive by hitting Lane Danielson for 14 yards on 4th-and-7 from the Alabama 47. For the game, Wallace completed 25-of-42 passes for 284 yards.

But Yelk's field goal missed the upright by inches and Zow took two snaps to run out the clock. Yelk kicked a 36-yard field goal to open the scoring 1:42 into the contest before Joe Woodley scored on a one-yard touchdown run to make it 10-0 with 14:24 left in the second quarter. Alabama got on the board on Zow's eight-yard touchdown run with 9:19 left in the second and Yelk failed to extend the lead, missing a 25-yard field goal with 26 seconds left in the half.

Yelk converted a 41-yarder to make it 13-7 with 2:11 left in the third period but kept Alabama within one score by missing a 40-yarder 4:22 into the final period.

Cyclones running back Ennis Haywood rushed for 125 yards on 20 carries, marking the first time Iowa State had lost in 13 games when its leading runner surpassed the century mark. Ahmad Galloway paced Alabama on the ground with 90 yards on 16 carries.

### SCORE BY QUARTERS

	1	2	3	4	-	F
Alabama	0	7	0	7	-	14
Iowa State	3	7	3	0	-	13

Attendance: 45,627 (capacity: 50,832).





## 2004 MUSIC CITY BOWL

Minnesota 20, Alabama 16

**NASHVILLE, Tenn. (Dec. 27, 2004)** — A turnaround 2005 season for Alabama ended in a way indicative of the regular season as Crimson Tide rode a game-winning 45-yard field goal by Jamie Christensen to a 13-10 win over explosive Texas Tech in the 2006 AT&T Cotton Bowl Classic at the Cotton Bowl Stadium in Dallas. The victory produced the Tide's 28th 10-win season and, when the dust settled, Alabama finished ranked eighth in both final national polls.

Although the kick by Christensen was by no means perfect, it was enough to keep Alabama in the win column and marked his third game-winning field goal of the season. Alabama's defense dominated the game early as the Red Raiders were forced to punt after their first possession of the game.

The Tide's first possession resulted in a 76-yard touchdown pass from Brodie Croyle to Keith Brown on the Tide's second play of the game as Croyle flicked a play-action pass to the streaking Brown. Christensen's point-after kick was good, giving the Tide an early 7-0 lead.

The Tide defense held the Red Raiders in check until late in the first quarter when Alex Trlica hit a 34-yard field goal, cutting the Alabama lead to 7-3.

With 2:39 left in the second quarter, a 38-yard field goal attempt by Christensen was blocked and allowed Tech to take possession at the Alabama 46-yard line. Tech quickly marched to the Alabama 21 and as the second quarter neared an end Trlica attempted a 37-yard field goal on the final play of the first half, but Alabama defensive lineman Mark Anderson burst through to block the attempt to keep Alabama's halftime lead at 7-3.

In the third quarter, the Crimson Tide was able to put more points on the scoreboard when Christensen kicked a 31-yard field goal to extend the Alabama lead to 10-3. Early in the fourth quarter, Tech managed to tie the game at 10-10 as quarterback Cody Hodges connected with Jarrett Hicks on a 12-yard touchdown pass. Trlica's conversion kick tied the game.


Alabama then went to work from its own 14-yard line, moving to the Red Raider 28-yard line in the game's waning seconds. With just five seconds left in the game, Christensen nailed a 45-yard field goal that barely cleared the crossbar, giving the Tide the 13-10 victory, Alabama's national-leading 30th victory in a postseason bowl game.

Playing his last game as the Alabama quarterback, senior Brodie Croyle earned the game's Offensive Most Valuable Player honor as he completed 19 of 31 passes for 275 yards and one touchdown. Alabama linebacker DeMeco Ryans was named Defensive MVP after garnering seven tackles to lead the Crimson Tide defense.

### SCORE BY QUARTERS

	1	2	3	4	-	F
Minnesota	7	10	3	0	-	20
Alabama	7	7	0	2	-	16

Attendance: 66,089 (capacity: 69,143).



## 2006 COTTON BOWL

(13) Alabama 13, (18) Texas Tech 10

**DALLAS (Jan. 2, 2006)** — A turnaround 2005 season for Alabama ended in a way indicative of the regular season as Crimson Tide rode a game-winning 45-yard field goal by Jamie Christensen to a 13-10 win over explosive Texas Tech in the 2006 AT&T Cotton Bowl Classic at the Cotton Bowl Stadium in Dallas. The victory produced the Tide's 28th 10-win season and, when the dust settled, Alabama finished ranked 8th in both final national polls.

Although the kick by Christensen was by no means perfect, it was enough to keep Alabama in the win column and marked his third game-winning field goal of the season. Alabama's defense dominated the game early as the Red Raiders were forced to punt after their first possession of the game.

The Tide's first possession resulted in a 76-yard touchdown pass from Brodie Croyle to Keith Brown on the Tide's second play of the game as Croyle flicked a play-action pass to the streaking Brown. Christensen's point-after kick was good, giving the Tide an early 7-0 lead.

The Tide defense held the Red Raiders in check until late in the first quarter when Alex Trlica hit a 34-yard field goal, cutting the Alabama lead to 7-3.

With 2:39 left in the second quarter, a 38-yard field goal attempt by Christensen was blocked and allowed Tech to take possession at the Alabama 46-yard line. Tech quickly marched to the Alabama 21 and as the second quarter neared an end Trlica attempted a 37-yard field goal on the final play of the first half, but Alabama defensive lineman Mark Anderson burst through to block the attempt to keep Alabama's halftime lead at 7-3.

In the third quarter, the Crimson Tide was able to put more points on the scoreboard when Christensen kicked a 31-yard field goal to extend the Alabama lead to 10-3. Early in the fourth quarter, Tech managed to tie the game at 10-10 as quarterback Cody Hodges connected with Jarrett Hicks on a 12-yard touchdown pass. Trlica's conversion kick tied the game.

Alabama then went to work from its own 14-yard line, moving to the Red Raider 28-yard line in the game's waning seconds. With just five seconds left in the game, Christensen nailed a 45-yard field goal that barely cleared the crossbar, giving the Tide the 13-10 victory, Alabama's national-leading 30th victory in a postseason bowl game.

Playing his last game as the Alabama quarterback, senior Brodie Croyle earned the game's Offensive Most Valuable Player honor as he completed 19 of 31 passes for 275 yards and one touchdown. Alabama linebacker DeMeco Ryans was named Defensive MVP after garnering seven tackles to lead the Crimson Tide defense.

### SCORE BY QUARTERS

	1	2	3	4	-	F
Alabama	7	0	3	3	-	13
Texas Tech	7	0	0	3	-	10

Attendance: 74,222(capacity: 74,222).



## 2006 INDEPENDENCE BOWL

Oklahoma State 34, Alabama 31

**SHREVEPORT, La. (Dec. 27, 2006)** — Ending the 2006 season in the PetroSun Independence Bowl, Alabama scored two late touchdowns to erase a 14-point deficit, but a 27-yard field goal by Oklahoma State's Jason Ricks with 8.9 seconds left pinned a 34-31 loss on Alabama at Independence Stadium.

OSU running back Dantrell Savage ran for 112 yards and a touchdown and made the key play on the winning drive. He took a screen pass from quarterback Bobby Reid for 26 yards on third-and-9 to the Alabama 15 to put Ricks in prime position. Alabama tried to ice Ricks with three timeouts. But the sophomore sent the kick through the uprights, and he snatched off his helmet and ran to the sideline with it extended over his head.

The kick saved the Cowboys (7-6) from a fourth-quarter collapse and gave them both a winning record and their first bowl victory since 2002. Oklahoma State blew a 14-point lead, setting up the Crimson Tide for the tying touchdown with a fumbled kickoff return.

Alabama (6-7) was playing in its NCAA-record 54th bowl game and looking for its 31st bowl victory but for much of the night the Crimson Tide's vaunted postseason history seemed a distant memory.

The Cowboys scooped up an Alabama fumble on the Tide's 38-yard line to set up the opening score. Savage ran the final yard to cap a 38-yard drive and make it 7-0 Oklahoma State. Alabama tied it on an 18-yard touchdown pass from quarterback John Parker Wilson to Matt Caddell with 3:32 remaining in the first quarter.

Oklahoma State went ahead 14-7 on Keith Toston's 4-yard run. The Cowboys stretched their lead to 17-7 on a 28-yard field goal by Ricks. Alabama cut the margin to 17-14 on a 1-yard run by fullback Tim Castille. But Alabama was unable to stop the Cowboys' final drive of the half. Oklahoma State took it 64 yards, capped by a 7-yard run by Toston for a 24-14 halftime lead.

In the third quarter, Jamie Christensen kicked a 24-yard field goal to pull Alabama three points closer. Then Reid hit Adarius Bowman for a 10-yard score to give Oklahoma State a 14-point lead, 31-17. Alabama played flat until late in the fourth quarter. With the Tide trailing 31-17, Javier Arenas returned a punt 86 yards to pull Alabama to within a touchdown with 10:50 left in the game.

Then Grant Jones fumbled the ensuing kickoff and Chris Rogers, who forced the fumble, recovered to give Alabama a first down on the Oklahoma State 21. Six plays later, left tackle Andre Smith caught a lateral from John Parker Wilson and ran two yards to tie the game at 31-31.


Oklahoma State, ranked 16th nationally in total offense, outgained Alabama, 419 to 276. The Cowboys rushed for 207 yards compared to 108 yards for the Tide. Jeremy Nethon had 11 tackles including seven solo for Oklahoma State and was selected the game's Most Valuable Player honor.

For OSU, Reid completed 15 of 29 attempts for 212 yards with a touchdown and an interception, and Keith Toston added 58 yards and two touchdowns. John Parker Wilson completed 18 of 33 for 168 yards and a touchdown for Alabama. He was intercepted twice.

### SCORE BY QUARTERS

	1	2	3	4	-	F
Oklahoma State	7	17	0	10	-	31
Alabama	7	7	3	14	-	34

Attendance: 45,054 (capacity: 50,832).



## 2007 INDEPENDENCE BOWL

Alabama 30, Colorado 24

**SHREVEPORT, La. (Dec. 24, 2007)** — Alabama used a 20-point first quarter and relied on a stingy second-half defense to withstand Colorado in the PetroSun Independence Bowl, gaining 388 total yards in a 30-24 win over the Buffaloes at Independence Stadium.

Alabama (7-6) dominated the first quarter of the game, opening with two field-goal-scoring drives to take a 6-0 lead before an unsuccessful fake punt by Colorado (6-7) led to the Crimson Tide's first touchdown of the night, a 15-yard pass from quarterback John Parker Wilson to receiver Keith Brown for a 13-0 lead 10 minutes into the game.

After a Colorado punt, the Tide took the ball 63 yards in five plays on its next possession, capping the drive with a 34-yard touchdown pass from Wilson to receiver Matt Caddell for a 20-0 first-quarter lead.

A blocked punt by Caddell on Colorado's next possession set up the Tide at its own 35-yard line and, six plays later, Wilson hit receiver Nikita Stover for his third touchdown pass of the night, a 34-yarder, to extend Alabama's lead to 27-0 with 12:20 left in the first half. Wilson completed 13 of his first 15 passes for 185 yards and three touchdowns.

Late in the half, Colorado quarterback Cody Hawkins found receiver Tyson DeVree for a four-yard score to cut the Tide lead to 27-7. A 25-yard pass from Hawkins to Dusty Sprague with four seconds left in the second quarter cut the Alabama lead to 27-14 at the half.

A third quarter Colorado field goal cut the Alabama lead to 10 and, with the Alabama offense stalled, the Buffaloes got the ball back at the Alabama 20 with 8:25 left in the game and a chance to cut the Tide lead even more. But Alabama defensive tackle Brandon Deaderick tipped a Hawkins pass and linebacker Darren Mustin made a diving interception to give Alabama the ball on Buffaloes' 22.

Seven plays later Alabama was able to extend its lead to 30-17 with a 26-yard field goal from Leigh Tiffin, his third of the night, with 4:36 left in the game. Colorado then went 69 yards in just 45 seconds to cut the Alabama lead to 30-24 with a touchdown pass from Hawkins to DeVree, but the Tide was able to convert two first downs on its next possession, running the clock down to one second before the Buffaloes took over at their own 20. Colorado's lateral-filled final play was stopped at the Buffaloes' 45-yard line.

Wilson was 19-of-32 passing for 256 yards, with three touchdowns and one interception. The Alabama defense was led by end Wallace Gilberry, who recorded five tackles-for-loss in an eight-tackle performance in his final game for the Tide, tying the Alabama single-game record for tackles-for-loss. Safety Rashad Johnson had 13 tackles while Mustin had eight stops to go with his interception.

### SCORE BY QUARTERS

	1	2	3	4	-	F
Alabama	20	7	0	3	-	30
Colorado	0	14	0	7	-	24

Attendance: 47,043 (capacity: 50,832).



## 2009 SUGAR BOWL

(6) Utah 31, (4) Alabama 17

**NEW ORLEANS (Jan. 2, 2009)** — Fourth-ranked Alabama battled back from an early 21-0 deficit, cutting its deficit against No. 6 Utah to 21-17 in the second half, but the Crimson Tide was unable to overcome the deficit, falling to the Utes, 31-17, in the 75th Allstate Sugar Bowl in New Orleans. Alabama finished the season with a 12-2 record while Utah finished the season as college football's only undefeated team at 13-0.

Utah scored 21 first-quarter points, capitalizing on a John Parker Wilson interception and getting a pair of touchdown passes from Brian Johnson to take a 21-0 lead into the second quarter. Alabama responded with 17 unanswered points, starting the comeback with a 52-yard field goal by Leigh Tiffin and getting a 73-yard punt return for a touchdown by Javier Arenas that cut the largest deficit the Crimson Tide had faced all season to 21-10 at halftime. A fumble on Utah's first possession of the third quarter gave Alabama the ball in the Utes' territory, and a 4-yard touchdown pass from Wilson to Glen Coffee cut the lead to 21-17 with 11:14 to go in the third. Utah, however, closed the game on a 10-0 run.

Wilson completed 18-of-30 passes for 177 yards, with one touchdown and two interceptions. Julio Jones was Wilson's leading receiver, finishing with seven catches for 77 yards. Coffee (36 yards) and Mark Ingram (26) combined for 62 yards on the ground.

Utah quarterback Brian Johnson threw for 336 yards and three touchdowns on his way to being selected the game's most outstanding player, a fitting finish to the career of Utah's winningest quarterback (26-7).

Utah's defense was impressive, intercepting Wilson twice and sacking him eight times, with the seventh sack forcing a fumble that ended the Crimson Tide's last threat with just more than five minutes remaining. The Utes' front seven was significantly outweighed by Alabama's offensive line, playing without left tackle Andre Smith, the Outland Trophy winner who missed the game due to a suspension.

Johnson adeptly spread the ball around, completing passes to seven receivers while the Utes almost completely ignored the running game. Johnson connected with receiver Freddie Brown 12 times for 125 yards. Johnson's touchdowns went for 7 yards to Brent Casteel, 18 yards to Bradon Godfrey and 28 yards to David Reed. Matt Asiata ran for a 2-yard score, set up by Reed's leaping catch at the 2. An Alabama comeback appeared to be building early in the second half, when Dont'a Hightower stripped Johnson, and Bobby Greenwood recovered at the Utah 30. Wilson drove the Tide for a score, hitting Coffee for an easy 4-yard touchdown pass on a rollout to close the gap to 21-17.

At the point, it appeared to be only a matter of time before the Tide would overtake the underdog Utes. But Johnson opened Utah's next drive with a 33-yard pass over the middle to Brown. That started a 71-yard scoring drive that ended with Reed's touchdown. The Tide drove right back into Utah territory, but Ingram was stopped for no gain on third-and-2 from the Utah 32. But Tiffin missed a long field goal attempt, hooking a 49-yarder just left of the upright.

### SCORE BY QUARTERS

	1	2	3	4	-	F
Utah	21	0	7	3	-	31
Alabama	0	10	7	0	-	17

Attendance: 71,872 (capacity: 75,000).



## 2010 BCS CHAMPIONSHIP

(1) Alabama 37, (2) Texas 21

**PASADENA, Calif. (Jan. 7, 2010)** —The No. 1-ranked Alabama football team held true to its ranking, defeating second-ranked Texas, 37-21, in the 2010 BCS National Championship at the Rose Bowl in Pasadena. The 2009 national championship was the 13th in Alabama history.

The Crimson Tide defense ended any hopes of a Longhorn comeback when blitzing linebacker Eryk Anders forced a fumble by Texas quarterback Garrett Gilbert with only 3:08 remaining in the game. Alabama later forced two more turnovers and scored two touchdowns to seal the 2009 national championship.

After Texas jumped ahead 6-0 in the first quarter, the Crimson Tide took the lead with running back Mark Ingram punching in a two-yard rush to put Alabama up 7-6 with 14:18 remaining in the second quarter.

Trent Richardson joined in on the ground attack when he busted a 49-yard touchdown run at the 7:59 mark of the second quarter, stretching Alabama's lead to 14-7.

Placekicker Leigh Tiffin extended the Tide's lead by connecting on a 26-yard field goal. Two plays later, defensive tackle Marcell Dareus intercepted Gilbert's shovel pass and returned it 28 yards for an Alabama touchdown. The 10-point swing gave the Crimson Tide a 24-6 lead heading into halftime.

After Texas scored 11 unanswered points in the second half, pulling within 24-21, Anders forced a fumble at the three-yard line and linebacker Courtney Upshaw recovered for the Tide. The Texas fumble led directly to Ingram's one-yard touchdown run, putting Alabama up 31-21.

Javier Arenas came up with his second interception of the game with 1:55 remaining and Richardson turned the turnover into points once again, scoring a touchdown on a two-yard run. Tiffin missed the extra point attempt, making the final score 37-21.


Alabama head coach Nick Saban became the first head coach in major college football history to win a national championship at two different schools, previously winning the BCS national championship in 2003 at LSU. Saban also became the second head coach to win two BCS national championships, joining Urban Meyer of Florida.

The victory in Pasadena came 84 years after Alabama won its first national championship in the 1926 Rose Bowl game and marked the fifth Alabama team to end a national championship campaign at the Rose Bowl in Pasadena.

### SCORE BY QUARTERS

	1	2	3	4	-	F
Alabama	0	24	0	13	-	37
Texas	6	0	7	8	-	21

Attendance: 94,906 (capacity: 83,542).



## 2011 CAPITAL ONE BOWL

**(15) Alabama 49, (7) Michigan State 7**

**ORLANDO (Jan. 1, 2011)** — Mark Ingram ran for two scores to break the school record for career touchdowns, and 15th-ranked Alabama rolled past No. 7 Michigan State 49-7 in the most lopsided Capital One Bowl in the game's history.

The 2009 Heisman Trophy winner had 59 yards rushing on 12 carries and a 30-yard reception against the team he rooted for as a kid. Greg McElroy threw for 220 yards and one touchdown, and the game got so out of hand that the Crimson Tide (10-3) pulled most of their starters early in the third quarter. Ingram also moved past Shaun Alexander's mark (41) with 42 career touchdowns.

The margin of victory topped East Texas State's 33-0 victory over Tennessee Tech in the 1953 game, then known as the Tangerine Bowl. The bowl dates back to 1947.

The Crimson Tide found the end zone on their first five possessions, held the Spartans (11-2) to 171 total yards and sacked Kirk Cousins four times in their most dominant performance all season. Cousins had 120 yards passing, threw one interception and was under pressure all game. Edwin Baker was held to 14 yards rushing for a Spartans team that felt snubbed by the BCS after sharing the Big Ten title. Instead, they were bullied and bruised by a team that knows the big stage well.

Alabama (10-3) took the opening kickoff 79 yards on 13 plays and Ingram scored on a 1-yard run to the right side.

Michigan State (11-2) took its opening drive and looked to have something going, but quarterback Kirk Cousins was intercepted by Alabama's Robert Lester. A short time later, Richardson scored on an 8-yard run to help the Tide grab a 14-0 lead.

The Spartans again looked to have something going in the second quarter, driving to Alabama's 7-yard line, but linebacker Courtney Upshaw hit Cousins from the blindside, forcing a fumble that stalled another Michigan State drive. Upshaw finished with five total tackles, two sacks, and three tackles for loss. He was voted the game's most valuable player.

On the following drive, Alabama drove 80 yards on seven plays and scored when Ingram burst through on the left side for a 6-yard touchdown to put the Tide up by three scores. The touchdown was Ingram's 42nd career rushing touchdown, making him the school's all-time leader, passing Shaun Alexander.

McElroy, playing his final game for Alabama, was nearly flawless. The fifth-year senior was 13-of-17 for 220 yards and even made a block that sprung Julio Jones on a 35-yard reverse for a score.

The Spartans managed only 48 yards on the ground. It was the second fewest yards allowed on the ground by an Alabama team since 1962. Edwin Baker, the Big Ten's third-leading rusher, was held to 14 yards on 12 carries. Alabama outgained Michigan State 546-171 in total yards.

Cousins was sacked four times and the last one, by Alabama linebacker Alex Watkins, forced him to the sidelines. He was replaced by redshirt freshman Andrew Maxwell, who didn't fare much better. Maxwell was sacked twice and was replaced by Keith Nichol who connected with wideout Bennie Fowler for a 49-yard touchdown pass with 5:45 left to avoid the shutout.

### SCORE BY QUARTERS

	1	2	3	4	-	F
Alabama	7	21	14	7	-	49
Michigan State	0	0	0	7	-	7

**Attendance:** 61,519 (capacity: 70,000).



## 2012 BCS CHAMPIONSHIP

**(2) Alabama 21, (1) LSU 0**

**NEW ORLEANS (Jan. 9, 2012)** — A staunch defensive effort, combined with a record-setting night from kicker Jeremy Shelley, propelled the University of Alabama football team to its 14th national championship with a 21-0 victory over LSU in the 2012 BCS National Championship Game at the Mercedes-Benz Superdome.

The Crimson Tide's defense held LSU to 92 total yards and five first downs as defensive player of the game Courtney Upshaw and Jerrell Harris each had seven tackles. As a unit, the defense had 11 tackles for loss, four sacks and an interception.

Fifteen of Alabama's 21 points came from the leg of Shelley, who converted on a bowl-record five field goals from 23, 34, 41, 35 and a career-long 44 yards. The defense provided the offense with excellent field position all evening and quarterback AJ McCarron did a masterful job under center completing 23-of-34 passes for 234 yards to earn offensive player of the game honors.

"We knew that he was going to have to play well, because we knew that we were going to throw the ball," Saban said of his quarterback. "He showed great leadership and poise in making good decisions."

Thanks to Shelley, the Tide carried a 15-0 lead into the final quarter when LSU mounted its first legitimate charge after being held to 55 yards in the previous three quarters. Upon crossing midfield for the first time all game, the drive stalled and left the Tigers facing 4th and 18 to gain on the Alabama 40. The Tide defense came through again, as Dont'a Hightower sacked LSU's Jordan Jefferson and knocked the ball loose at the 50-yard line. Nick Gentry fell on the fumble to end the drive and set up the Tide offense at midfield with 6:15 left to play.

Four plays later, Trent Richardson raced 34 yards for the first touchdown of the game. The Heisman Trophy semifinalist finished with 96 yards on 20 carries and 107 all-purpose yards.

Alabama put up the first points of the game when Shelley capped off a five-play, 20-yard drive with a 23-yard field goal with five minutes left in the first quarter. Shelley came up big for the Tide on two more occasions in the first half, connecting from 34 and 41 yards to give Alabama a 9-0 lead at the break.

Alabama held LSU to one first down throughout the first half, while collecting 13 of its own. The Tide also amassed 156 total yards compared to the Tigers' 26 total yards in the first 30 minutes.

### SCORE BY QUARTERS

	1	2	3	4	-	F
Alabama	3	6	6	6	-	21
LSU	0	0	0	0	-	0

**Attendance:** 78,237 (capacity: 73,208).



## 2013 BCS CHAMPIONSHIP

**(2) Alabama 42, (1) Notre Dame 14**

**MIAMI GARDENS, Fla. (Jan. 7, 2013)** — The Alabama Crimson Tide established its dominance early on the way to a dominant performance as the Tide earned the programs 15th national championship in football with a 42-14 victory over Notre Dame in the 2013 Discover BCS National Championship Game.

Playing before a Sun Life Stadium record crowd of 80,120 the Tide raced to touchdowns on their first three offensive possessions and built a lead that eventually reached 35-0 in the third quarter. The title, Alabama's third in the past four seasons, concluded a 13-1 season for the Tide while Notre Dame fell to 12-1 with the loss. Tide quarterback AJ McCarron passed for four touchdowns and 264 yards while completing 20 of 28 attempts without throwing an interception.

Running back Eddie Lacy rushed for 140 yards and a touchdown while averaging seven yards per carry, wide receiver Amari Cooper caught six passes for 105 yards and two scores and running back T.J. Yeldon rushed for 108 yards and a touchdown as the Tide offense flourished behind an outstanding performance by its offensive line. Alabama gained 529 total yards while exhibiting incredible balance, rushing for 265 yards and passing for 264.

The Crimson Tide romped to its second consecutive BCS championship, cruising to the second-most lopsided BCS championship game victory to date. Alabama (13-1) became the third team to win three national titles in four seasons since polls started being used to crown champions in 1936, and the first since Nebraska from 1994-97.

The Fighting Irish (12-1) didn't score until they were down 35-0 late in the third quarter. In a matchup of tradition-rich programs tied for the most AP national championships with eight, Notre Dame was looking for its first national championship in 24 years. The Crimson Tide got its ninth.

The Tide marched with ease on the opening drive, going 82 yards on five plays to take a 7-0 lead on Lacy's 20-yard touchdown run up the middle with 12:03 left in the first quarter.

Lacy set up Alabama's second touchdown with another 20-yard run, this time to the Irish 2. Instead of running into a Notre Dame goal-line defense that has become known for goal-line stands, McCarron faked a handoff and found tight end Michael Williams all alone for the score and a 14-0 lead. Alabama made it 3 for 3 on the next drive when Yeldon scored from a yard out on the first play of the second quarter.

Lacy landed one more blow with 31 seconds left in the half when McCarron found Lacy for an 11-yard score to make it 28-0. Alabama turned a Ha Ha Clinton-Dix interception in the third quarter into another long scoring drive, capping it with a McCarron a 34-yard touchdown pass to freshman Amari Cooper.

McCarron earned Offensive Most Valuable Player honors while linebacker C.J. Mosley earned Defensive MVP honors by virtue of his team-best 8 tackles.

### SCORE BY QUARTERS

	1	2	3	4	-	F
Alabama	14	14	7	7	-	42
Notre Dame	0	0	7	7	-	14

**Attendance:** 80,120 (capacity: 73,208).





## 2014 SUGAR BOWL

### (11) Oklahoma 45, (3) Alabama 31

**NEW ORLEANS (Jan. 2, 2014)** — The tenth-ranked Oklahoma Sooners (11-2) used a surprising quick-tempo offensive attack keyed by pinpoint passing from quarterback Trevor Knight to upset third-ranked Alabama (11-2), 45-31, in the 2014 Allstate Sugar Bowl.

Four Alabama turnovers led directly to 28 Oklahoma points that proved to be too much to overcome for the Crimson Tide before a crowd of 70,473 at Mercedes-Benz Superdome (capacity: 72,003). The Tide churned out 516 yards of offense but could not erase a 14-point halftime deficit largely due to the turnovers that the Sooners converted into points, as one turnover resulted in a touchdown and two others were converted into touchdowns on the ensuing play after the miscues.

Additionally, Alabama suffered five total turnovers in the game and had two offensive possessions into the Oklahoma red zone end without points, one on a turnover and another on a missed field goal. The Tide failed to capitalize on a dominant third quarter performance before the Sooners clinched the outcome in the final period.

Tide quarterback AJ McCarron set the Alabama single-season passing yards record during the game as he completed 19 of 30 passes for a career-high 387 yards and two touchdowns with two interceptions, connecting nine times for 121 yards to wide receiver Amari Cooper and three times for 139 yards to DeAndrew White. That marked the fifth time in Alabama history that two receivers eclipsed the century mark in yardage and the first time it happened in a bowl game.

Freshman running back Derrick Henry rushed for 100 yards and a touchdown on eight carries and had one catch for 61 yards and a score. For the defense, Tide cornerback Eddie Jackson led the team with 10 tackles while safety Landon Collins had nine stops and an interception.

Despite outgaining the Sooners in total offense, 516 to 429, the Tide lost largely due to failures in the red zone and turnovers. Oklahoma's fast-paced offense had the Tide defense off balance in the first half and during key points of the game overall. The Sooners managed 348 passing yards against the Tide as Sooners' quarterback Trevor Knight completed 32 of 44 attempts for four touchdowns with one interception. Knight earned Most Outstanding Player honors for his performance.

The decisive portion of the game came in the second quarter with the score knotted at 17-17. After a touchback on the kickoff, Alabama started at its 25 and constructed a 67-yard drive in 11 plays that consumed 6:19 of clock but ended in frustration.

Alabama marched to a first down at the Sooner 20. A pass to Cooper yielded seven yards to the OU 13 on first down, and then Yeldon gained two more to set up third-and-one. On the next play, Yeldon gained four yards and a first down at the OU seven-yard line, but he fumbled when hit by OU's Joe Palange and the OU defensive end Geneo Grissom scooped up the ball and returned it 26 yards to the OU 34 with 5:26 left in the half. Five rapid-fire plays by the OU offense moved the Sooners to a fourth-and-one at the Alabama 45 where Clay's two-yard run converted the first down. After a two-yard run by Clay on first down to the Tide 43, the Sooners called timeout. On the next play, Knight launched a perfectly thrown touchdown bomb to Jalen Saunders who had beaten Alabama's Deion Belue on the play for a 43-yard touchdown pass. Hunnicutt's kick gave the Sooners a 24-17 lead with 2:59 left in the second quarter. It was a lead the Sooners would never relinquish.

Alabama responded with a march to the OU 48, but McCarron's second-down pass was intercepted by OU cornerback Zack Sanchez, who returned the pickoff 41 yards to the Tide 13 with 1:12 left in the second quarter. On the first play after the turnover, OU receiver Sterling Shepard took a pitchout on a reverse and raced 13 yards for a touchdown. Hunnicutt's conversion kick was good and the Sooners had a 31-17 lead over the Crimson Tide with 1:05 left in the half. Alabama drove within field goal range as the half was drawing to a close, but Foster's 32-yard field goal attempt was wide right as the first half clock expired.

Alabama twice drew within a touchdown in the second half but could not contain the Sooner offense at key points in the late going.

#### SCORE BY QUARTERS

	1	2	3	4	-	F
Oklahoma	14	17	0	14	-	45
Alabama	10	7	7	7	-	31

**Attendance:** 70,483 (capacity: 72,003).



## 2015 CFP SEMIFINAL AT THE SUGAR BOWL

### (4) Ohio State 42, (1) Alabama 35

**NEW ORLEANS (Jan. 1, 2015)** — Ohio State quarterback Cardale Jones, making only his second collegiate start, accounted for 290 total yards (243 passing and 47 rushing and Buckeyes running back Ezekiel Elliott ran for an Allstate Sugar Bowl-record 230 yards to lead Ohio State to a 42-35 upset of top-ranked Alabama in the second semifinal of the 2014 College Football Playoff. The No. 4 Buckeyes (13-1) kicked off at the Superdome right after No. 2 Oregon finished its 59-20 rout of reigning national champion Florida State in the Rose Bowl.

The victory gave Ohio State a spot opposite Oregon in the first College Football Playoff National Championship played eight days later on January 12. Alabama, meanwhile, was denied a shot at the Crimson Tide's fourth national title in six years while suffering a loss in the Sugar Bowl for the second consecutive year.

Jones threw a 47-yard touchdown to Devin Smith that put the Buckeyes ahead for good early in the third quarter. He also converted a crucial third-down play with a spinning, one-yard dive when Ohio State was clinging to a 34-28 lead. On the next play, Elliott took a handoff, broke one attempt at a tackle, and was gone for an 85-yard touchdown that essentially clinched the victory with 3:24 remaining. The Ohio State victory snapped a 0-for-10 streak of futility against Southeastern Conference opponents in bowl games, its only victory vacated by an NCAA ruling.

Alabama, which finished its season 12-2, didn't go down quietly as the Crimson Tide became the first team in history to win at least 11 games in four consecutive seasons. Quarterback Blake Sims threw a six-yard touchdown pass to Amari Cooper with 1:59 remaining. The Buckeyes recovered the onside kick, but Alabama got it back one more time. The Tide's final chance ended when a desperation heave into the end zone was picked off by Tyvis Powell as time ran out, Sims' third interception of the game.

Alabama's third consecutive Sugar Bowl loss, dating back to a defeat against Utah following the 2008 season, was especially painful, costing the Tide a chance to advance in college football's first playoff. "I'm proud of this team," Saban said. "They excelled all year long and kept Alabama at the forefront of college football."

But Saban never liked the feel of the game, even after Alabama raced to an early 21-6 lead by taking advantage of a pair of turnovers and coming up with two red zone stops. "We really weren't stopping them. We had the momentum of the game because of the turnovers," Saban said. "We did not control the football game like we usually do."

After throwing an interception, Jones led one of the biggest drives of the game at the end of the first half, completing three straight passes for 37 yards, then broke off a 27-yard run up the middle when his receivers were covered. After a timeout with 19 seconds remaining, Ohio State pulled out a trick play with wide receiver Michael Thomas making a spectacular catch. Jones handed off to receiver Jalin Marshall on an apparent end-around, Marshall flipped it to Evan Spencer coming the other way, and Spencer suddenly pulled up and threw toward Thomas. Thomas leaped up to make a twisting catch and somehow got his left foot down just inside the line for a 13-yard score that gave the Buckeyes all the momentum going into halftime.


Ohio State built on that momentum at the beginning of the third quarter, scoring two more touchdowns to complete a stunning 28-0 spurt that pushed the Buckeyes ahead 34-21.

For the Tide, Sims ended the night with 237 passing yards and three touchdowns while accounting for 266 total yards and four touchdowns overall. Derrick Henry rushed for 95 yards and a touchdown while receiver Amari Cooper closed his career with a game-high nine catches for 77 yards and two touchdowns.

#### SCORE BY QUARTERS

	1	2	3	4	-	F
Ohio State	6	14	14	8	-	42
Alabama	14	7	7	7	-	35

**Attendance:** 74,682 (capacity: 72,003)



## 2015 CFP SEMIFINAL AT THE COTTON BOWL

### (2) Alabama 38, (3) Michigan State 0

**ARLINGTON, Texas (Dec. 31, 2015)** — The Crimson Tide (13-1 overall), ranked No. 2 in the College Football Playoff (CFP) rankings, produced a dominant performance for a 38-0 victory over the No. 3 Michigan State Spartans (12-2) in the College Football Playoff Semifinal at the Goodyear Cotton Bowl Classic in front of a crowd of 82,812 at AT&T Stadium (capacity: 71,815). With the victory, Alabama advanced to the CFP National Championship Game against the No. 1 Clemson Tigers at University of Phoenix Stadium in Glendale, Ariz.

The Alabama defense produced an excellent performance against a quality opponent, shutting down the Spartans' offense for much of the game, holding the Spartans to only 29 rushing yards and 239 total yards. Meanwhile, Tide cornerback Cyrus Jones produced game-changing plays with an interception to stop an MSU scoring threat and a punt return for a touchdown that sealed the verdict. The Tide defense registered four quarterback sacks, posted six tackles for loss, and intercepted two passes.

Linebacker Reggie Ragland led Alabama with seven tackles while linebacker Dillon Lee had six stops and intercepted a pass. Linebacker Ryan Anderson had four tackles, including a sack and two tackles for losses. Linebacker Reuben Foster and safety Geno Matias-Smith also had four tackles in the game. Alabama limited MSU's outstanding quarterback, Connor Cook, to 186 passing yards on 17 completions in 33 attempts with an interception and no touchdowns.

Alabama's offense produced 440 total yards (286 passing, 154 rushing) led by senior quarterback Jake Coker's then-career-best 286 passing yards and two touchdowns. Coker was deadly accurate, completing 25 of 30 pass attempts. Freshman wide receiver Calvin Ridley had 138 receiving yards on eight catches for two touchdowns, setting a new Alabama freshman record for single-season receiving yards in the process (1,031 yards). Heisman Trophy winning running back Derrick Henry rushed for 75 yards and two touchdowns on 20 carries, becoming only the 25th running back in NCAA history (encompassing all divisions) to rush for 2,000 yards in a season. He entered the CFP title game with 2,061 rushing yards in 2015.

After a scoreless first quarter, the teams continued in a standoff well into the second quarter until the Tide moved 80 yards in six plays to a touchdown to break on top, 7-0, on a 1-yard run by Henry with 5:36 left in the first half. Clutch plays in the passing game keyed the drive that was highlighted by a 50-yard pass from Coker to Ridley that reached the MSU 1-yard line. Henry's touchdown run was his 24th, breaking the Southeastern Conference record for rushing TDs in a season (previously held by Auburn's Tre Mason in 2013 and Florida's Tim Tebow in 2006). Placekicker Adam Griffith connected on a 47-yard field goal to give the Tide a 10-0 lead with 1:25 left in the half. Tide cornerback Cyrus Jones made a huge play at the end of the first half. The Spartans had marched to the Tide 12 in the final minute of the half before Jones leaped high to intercept a Connor Cook pass at the Tide 2-yard line in the waning seconds of the half, ending a scoring threat and protecting the Tide's 10-0 lead heading into halftime.

Alabama extended the lead to 17-0 on the opening drive of the second half, moving 75 yards in nine plays to pay dirt on a six-yard pass to Ridley along the sideline in the end zone. Later in the third period, Jones returned an MSU punt 57 yards for a touchdown to give the Tide a 24-0 lead with 3:24 left in the third period. Just 1:04 later, Coker and Ridley connected on a 50-yard touchdown bomb to move the Tide to a 31-0 lead with 2:20 left in the third period. Henry closed the scoring with an 11-yard run with 7:52 left in the game.

"I think last year when we came to this game, we were just happy to take part in the game," said Saban, who improved to 9-0 against his former assistants, with all nine wins coming by double digits. "I think this year we wanted to sort of take the game and really thought our guys had a vision of what they wanted, and everybody paid the price for what they had to do in preparation."

#### SCORE BY QUARTERS

	1	2	3	4	-	F
Alabama	0	10	21	7	-	38
Michigan State	0	0	0	0	-	0

**Attendance:** 82,812 (capacity: 71,815)





## 2016 CFP NATIONAL CHAMPIONSHIP

[2] Alabama 45, [1] Clemson 40

PHOENIX, Ariz. (Jan. 11, 2016) – In a scintillating matchup of contrasting styles, the Alabama Crimson Tide (14-1) showed incredible resourcefulness and resilience to earn its 16th football national championship in the Arizona desert. The national title was the Tide's fourth in seven seasons (since 2009) for the Crimson Tide and gave Tide head coach Nick Saban five national crowns in his career, including four with the Tide.

Tight end O.J. Howard caught five passes for a career-high 208 yards, quarterback Jake Coker passed for a career-best 335 yards, running back Derrick Henry rushed for 158 yards and Kenyan Drake returned a kickoff 95 yards for a touchdown to lift the Tide to a 45-40 victory over the top-ranked Clemson Tigers (14-1) before a crowd of 75,756 (capacity: 71,000) in the College Football Playoff Championship Game at the University of Phoenix Stadium in Glendale, Ariz.

Howard's receiving yardage set an Alabama record for a tight end and was the fifth-most by any Tide player, regardless of position. Meanwhile, Henry broke season and career school records for rushing yards and rushing touchdowns during the game.

A 50-yard run by Henry opened the scoring to put the Crimson Tide up early, 7-0, with 7:55 left in the first period. Clemson responded on the next possession on a 31-yard touchdown pass from Deshaun Watson to wide receiver Hunter Renfrow, evening the score at 7-7 with 5:18 left in the first quarter.

After a missed field goal by Alabama ended a scoring threat, Clemson moved 73 yards in seven plays to another Watson-to-Renfrow touchdown pass, this one from 11 yards for a 14-7 lead on the final play of the first period. Moments later, Tide safety Eddie Jackson intercepted a Watson pass to set up the tying touchdown as Alabama moved 42 yards to a 1-yard dive by Henry to tie the score at 14-14. The Tide held off another Clemson scoring threat in the final minute of the half. A 27-yard pass from Watson to wide receiver Charone Peake reached the Tide 39. Two plays later, Greg Huegel's 44-yard field goal attempt was blocked by Alabama's D.J. Pettway and fell short.

After forcing a punt on Clemson's opening possession of the second half, Alabama raced 64 yards in three plays to take a 21-14 lead on a 53-yard pass from Coker to tight end O.J. Howard with 12:53 left in the third period. Clemson came right back with a 55-yard drive to a 37-yard field goal by Huegel with 10:10 left in the third quarter, narrowing the Tide lead to 21-17. Clemson moved ahead on its next possession on a 1-yard run by Wayne Gallman, capping a 60-yard drive to give the Tigers a 24-21 lead with 4:48 left in the third period.


Alabama evened the score at 24-24 on a 33-yard field goal by Griffith with 10:34 left. On the ensuing kickoff, Griffith booted an onside kick that bounced high and into the hands of the Tide's leaping Marlon Humphrey to give Alabama the ball at the 50. One play later, Coker found Howard wide open again for a 51-yard touchdown pass to give the Tide a 31-24 lead with 9:45 left in the fourth period. Clemson stormed right back, driving 61 yards to a 31-yard field goal by Huegel with 7:47 on the clock. Kenyan Drake returned the kickoff 95 yards for a touchdown to extend the Tide lead to 38-27 with 7:31 on the clock.

The Tigers stormed back on a 75-yard touchdown drive capped by a 15-yard pass from Watson to Artavis Scott with 4:40 on the clock. A two-point conversion try on a run by Watson was stopped and Alabama held a 38-33 lead. Two plays later, on a second-and-12 play, Coker found Howard in the left flat and Howard reached past defenders for 63 yards to the Clemson 14. Six plays later, Henry sealed the victory with a 1-yard dive to give the Tide a 45-33 lead with 1:07 left in the fourth period. A pass by Watson to Leggett with 12 seconds left for a Clemson touchdown provided the final 45-40 margin.

### SCORE BY QUARTERS

	1	2	3	4	-	F
Alabama	7	7	7	24	-	45
Clemson	14	0	10	16	-	40

Attendance: 75,765 (capacity: 71,000)



## 2016 CFP SEMIFINAL AT THE CHICK-FIL-A PEACH BOWL

[1] Alabama 24, [4] Washington 7

ATLANTA (Dec. 31, 2016) – Led by a Crimson Tide bowl-record 180 yards on the ground from running back Bo Scarbrough and an opportunistic and often stifling defense, the No. 1-ranked University of Alabama football team won the College Football Playoff Semifinal at the Chick-fil-A Peach Bowl, 24-7, over No. 4 Washington in front of a record crowd of 75,996 at the Georgia Dome.

Scarbrough, the Peach Bowl Offensive Most Valuable Player, opened and closed the Tide's scoring. He bulled his way 18 yards into the end zone in the first quarter to tie things up with Washington and then powered 68 yards early in the fourth quarter to make it 24-7. In between he added nearly 100 yards rushing. Senior linebacker Ryan Anderson, the Peach Bowl Defensive MVP, scored Alabama's 11th defensive touchdown of the season in the waning moments of the first half, intercepting a pass and returning it 26 yards for a score.

Defensively, Alabama tallied five sacks of Washington quarterback Jake Browning for losses totaling 38 yards, nabbed two interceptions returned for 54 yards and one touchdown and had seven tackles for losses totaling 48 yards. Junior cornerback Anthony Averett led the Tide with six solo tackles, including a 13-yard sack and a forced fumble. Senior linebacker Reuben Foster had nine total tackles with a team-best six assists.

Alabama won the toss and deferred its option to the second half. Washington chose to receive the opening kickoff. The two teams traded three-and-outs to start the game before the Huskies took over on their own 36-yard line for their second possession of the game. Washington marched 64 yards in eight plays to a touchdown, scoring on a 16-yard pass from Browning to wide receiver Dante Pettis. Place kicker Cameron Van Winkle tacked on the point-after, putting Washington ahead, 7-0, with 7:56 left in the first quarter.

Alabama answered Washington with a touchdown drive of its own on the next possession. After starting with a two-yard run by running back Damien Harris, quarterback Jalen Hurts threw a sideline pass to tight end O.J. Howard for a first-down pickup of 16 yards. Harris then rushed twice for a total of 11 yards and another first down. Hurts then picked up another first down with an 11-yard rush followed by a 12-yard, first-down rush by Scarbrough that put the ball on the Washington 26. Hurts ran for five more yards before Scarbrough closed out the possession with a run of three yards, followed by a punishing 18-yard rush, bulging his way into the end zone. Place kicker Adam Griffith's point-after attempt was good, and Alabama knotted the score at 7-7.

Washington was driving the ball on its next possession, picking up 33 yards and two first downs before Alabama's Averett stripped the ball from receiver John Ross following a seven-yard completion, forcing a fumble that defensive end Jonathan Allen recovered at the 50. Following the turnover, Alabama drove to the Washington 23-yard line as the first quarter expired. Coming out of the quarter break, Griffith came on for a 41-yard field goal attempt, driving the ball through the uprights to put Alabama ahead, 10-7 with 14:55 left in the first half.

Late in the second quarter, Anderson picked off a Browning pass, returning the interception 26 yards for a touchdown. Griffith connected on the point-after attempt and Alabama extended its lead to 17-7 with just over a minute left in the second quarter. The pick-six was the Alabama defense's 11th touchdown (by eight different players) of 2016.

The Tide's final score of the game came early in the fourth period off another rushing touchdown from Scarbrough. Starting at it two-yard line, Alabama gained one yard on its first two plays before Scarbrough burst through for 12 yards and a first down. A Hurts to Howard toss picked up 16 more followed by a one-yard rush by Hurts. Scarbrough, touching the ball for the second time in the drive, powered his way 68 yards to the end zone and another score, breaking two tackles on the weaving run. Griffith's PAT was good, and Alabama pushed its lead to 24-7 with 11:56 remaining.

### SCORE BY QUARTERS

	1	2	3	4	-	F
Alabama	7	10	0	7	-	24
Washington	7	0	0	0	-	7

Attendance: 75,996 (capacity: 71,250)



## 2017 CFP NATIONAL CHAMPIONSHIP

[2] Clemson 35, [1] Alabama 31

TAMPA, Fla. (Jan. 9, 2017) – In a national championship game that seesawed back-and-forth throughout the second half, The University of Alabama football team came up just short in the final seconds against Clemson, falling to the Tigers, 35-31, in the 2017 College Football Playoff National Championship Game. The two teams played in front of a Raymond James Stadium-record 74,512 fans.

The Tide, playing in its second consecutive national championship game and third College Football Playoff in as many years, battled to the last second in a contest where the lead changed hands three times in the last four minutes and 38 seconds of the game.

Alabama freshman quarterback Jalen Hurts was 13-of-31 for 131 yards and a touchdown throwing the ball. He also added 63 rushing yards, including a 30-yard rushing touchdown with 2:07 left in the game. Sophomore running back Bo Scarbrough rushed for 93 yards and two touchdowns on 16 carries before leaving the game midway through the third period with an injury. Senior tight end O.J. Howard led all receivers with 106 yards and a touchdown on four receptions.

In the first quarter, Alabama marched down the field on a series of runs to score the first points of the game on a Scarbrough 25-yard touchdown run. Place kicker Adam Griffith kicked the extra point to put the score 7-0 in Alabama's favor.

Later in the second quarter, Bama struck again, this time Scarbrough picked up key blocks downfield, running through a great clearing block by tackle Cam Robinson, racing 37 yards into the end zone. Griffith's extra point was true to give Alabama a 14-0 lead with 10:42 left in the half. Clemson answered with a touchdown of its own, when Watson then bounced to the outside and raced to the pylon, getting the score on an eight-yard run and putting the Tigers on the board. Greg Huegel made the extra point to cut Alabama's lead to 14-7 with 6:09 left, which would be the final score of the half.

Clemson opened the second half with the ball and picked up a quick first down on a three-yard run by Gallman followed by an eight-yard Watson to Renfrow pass. An incomplete pass was followed by Alabama's Ryan Anderson stripping Watson of the ball, forcing and recovering the fumble, before returning it 12 yards to the Clemson 16.

After the turnover, Griffith converted a 27-yard field goal attempt, extending Alabama's lead to 17-7 with 12:25 left in the third quarter.

The Tigers responded by scoring in four plays, traveling 42 yards, closing with a 24-yard Watson to Renfrow touchdown pass with 7:10 left in the third quarter to cut the Alabama lead to 17-14. Later in the third, Hurts found a wide-open Howard for a 68-yard touchdown pass in an echo of last year's championship game. Griffith made the extra point and Alabama's lead went to 24-14.

Watson opened the fourth quarter with a four-yard rush before finding Williams for a four-yard touchdown pass. Huegel made the point after attempt, to pull Clemson with three, with Alabama leading 24-21.

Minutes later, after the teams traded three-and-outs, Watson mixed three complete passes for 52 yards with 20 yards rushing before handing the ball off to Gallman, who plunged in from one-yard out for a touchdown and a 28-24 Clemson lead following Huegel's extra point.

Alabama responded quickly, with Hurts racing up the middle for 30 yards and a touchdown. Following Griffith's extra point, Alabama was back on top, 31-28, with 2:01 on clock.

Clemson opened the next drive with three-straight completions that gained a combined 25 yards to the Alabama 43. Watson then threw to Renfrow for a six-yard pickup and Leggett for a 17-yard completion to the Alabama nine-yard line. A pass interference penalty on the Tide put Clemson first-and-goal on the two-yard line with nine seconds on the clock. Watson then hit Renfrow for a two-yard touchdown pass with one second remaining. Huegel's point after attempt was good and Clemson led, 35-31.

### SCORE BY QUARTERS

	1	2	3	4	-	F
Clemson	0	7	7	21	-	35
Alabama	7	7	10	7	-	31

Attendance: 74,512 (capacity: 71,000)



## 2017 CFP SEMIFINAL AT THE ALLSTATE SUGAR BOWL

**[4] Alabama 24, [1] Clemson 6**

**NEW ORLEANS (Jan. 1, 2018)** – The No. 4-ranked University of Alabama football team defeated No. 1-ranked Clemson, 24-6, in the 84th Allstate Sugar Bowl at the Mercedes-Benz Superdome in New Orleans.

The Crimson Tide (12-1) scored 14 points off two turnovers by the Tigers (12-2) in the third quarter to put the game out of reach.

On the defensive side of the ball, Alabama dominated with five sacks, allowing Clemson just 188 total yards of offense, while holding the Tigers to their lowest point total since the 2014 season.

Sophomore linebacker Mack Wilson grabbed his first career pick-six to go along with six tackles and a pass breakup, while junior defensive lineman Da'Ron Payne got his first-career interception and caught a one-yard touchdown pass, also a first in his time at UA. Senior linebacker Rashawn Evans led the team with nine tackles including one sack and a pass breakup.

On offense, sophomore quarterback Jalen Hurts finished 16-of-24 with 120 yards and a pair of touchdowns through the air while picking up 40 rushing yards on 11 carries in the win. Junior running back Damien Harris led the Tide on the ground with 77 yards on 19 attempts.

The Alabama defense forced the potent Clemson offense into a three-and-out on the opening drive of the game. The Tigers responded in kind, as the Tide was forced to punt after its first three plays from scrimmage. Clemson took over at its own 16-yard line before being forced to punt again after another three-and-out.

The UA offense started its second drive from its own 47-yard line. Alabama used a heavy dose of the run game, with three different players carrying the ball for 40 yards on seven carries, before senior placekicker Andy Pappanastos converted a 24-yard field goal attempt to get the Tide on the board. The field goal capped a 10-play 47-yard drive, giving Alabama a 3-0 lead with 5:23 left in the opening quarter.

On the following Clemson drive, the Alabama defense came up with yet another three-and-out. After sophomore defensive back Trevon Diggs returned the punt 14 yards, the UA offense took over at the Tiger 46-yard line.

Alabama took full advantage of the favorable field position, scoring the game's first touchdown when Hurts found junior wide receiver Calvin Ridley for a 12-yard pitch-and-catch to cap an eight-play, 46-yard scoring drive. Following the Pappanastos point after, the Tide led 10-0 with 12 seconds remaining in the first quarter.

At the end of the first quarter, Clemson had a total of -7 yards of offense, while UA had amassed 102 yards.

The Tigers answered to begin the second quarter, going 54 yards on 13 plays and ending with a 44-yard field goal to cut the Tide lead to 10-3 with 10 minutes remaining in the first half.

The two sides traded punts before Alabama took over at its own 41-yard line, where UA put together a drive before to the Clemson 20-yard line where Pappanastos' field-goal attempt hit off the left upright and bounced out to keep the score at 10-3 heading into the half.

After an Alabama fumble 12 seconds into the second half, Clemson capitalized with a 42-yard field goal to cut the UA lead to 10-6 with 12:45 left in the third quarter.

With Clemson gaining momentum to start the second half, the Tigers controlled the ball at the UA 35-yard line when sophomore linebacker Anfernee Jennings came with the pressure that forced Tiger's quarterback Kelly Bryant to throw the ball directly to Payne who returned his first career interception 21 yards to the CU 42. A personal foul on Clemson during the return then advanced the ball to the Clemson 27-yard line.


Four plays into the drive, Harris converted a crucial fourth-and-one with a four-yard rush to the CU 14-yard line. Three plays later, Hurts found the aforementioned Payne who came into the game in the jumbo package, for a one-yard score to cap the seven-play, 27-yard drive. After the Pappanastos kick, the Tide led 17-6 with 5:40 left in the third quarter.

On the next play from scrimmage, Bryant dropped back to pass when the ball was tipped by senior defensive back Levi Wallace into Wilson's hands who returned it 18 yards for the touchdown. The Tide scored 14 points in 13 seconds after Pappanastos converted the PAT to put UA up 24-6 with 5:27 remaining in the third quarter.

The two sides each punted multiple times in the fourth quarter with no change in the score. Alabama made a final stand with 1:43 left in the game, keeping the Tigers out of the end zone on fourth-and-goal from the UA five-yard line to seal the win.

SCORE BY QUARTERS						
	1	2	3	4	-	F
Alabama	10	0	14	0	-	24
Clemson	0	3	3	0	-	6

Attendance: 72,360 (capacity: 72,500)



## 2018 CFP NATIONAL CHAMPIONSHIP

**[4] Alabama 26, [3] Georgia 23 (OT)**

**ATLANTA (Jan. 8, 2018)** – The No. 4-ranked University of Alabama football team defeated third-ranked Georgia, 26-23, on a game-winning 41-yard touchdown pass from freshman Tua Tagovailoa to fellow freshman wide receiver DeVonta Smith in the 2018 College Football Playoff National Championship Game at Mercedes-Benz Stadium in Atlanta.

The Crimson Tide won its 17th national championship and fifth in the last nine seasons with the win over the Bulldogs. Alabama head coach Nick Saban improved to 12-0 against his former assistants with the win over UGA's Kirby Smart.

Tagovailoa was named Offensive MVP after going 14-of-24 for 166 yards, three scores through the air and 27 yards on the ground, all in the second half.

On defense, junior Da'Ron Payne was named the Defensive MVP with six tackles in the game. Sophomore linebacker Mack Wilson led the team with 12 tackles, including two tackles-for-loss. Senior defensive back Tony Brown and sophomore defensive lineman Raekwon Davis each had an interception in the win.

Georgia received the ball first in the overtime period, starting at the UA 25-yard line. The Alabama defense pushed Georgia back nine yards to the 34-yard line, where the Bulldogs netted a 51-yard field goal attempt to go up 23-20.

Lining up on the UGA 25-yard line in Alabama's first overtime possession, Tagovailoa was sacked on the first play for a 16-yard loss to the 41-yard line. On the next play from scrimmage, Tagovailoa found Smith sprinting down the field for a 41-yard touchdown reception to give Alabama the 26-23 win in thrilling fashion.

The game opened with a scoreless first quarter before Georgia took a 3-0 lead on a 41-yard field goal with 14:14 left to go in the first half. The Bulldogs extended the lead to 6-0 on the next drive, going 70 yards on 13 plays to set up a 27-yard field goal.

Georgia found the end zone late in the first half to go up 13-0 following a one-yard touchdown run with just seven seconds left in the first half of play.

The Tide began the second half with Tagovailoa in at quarterback. On the second drive of the half, UA faced a third-and-seven from its own 47-yard line when Tagovailoa escaped multiple Bulldog defenders and scrambled for nine yards to keep the drive alive. Alabama capitalized with Tagovailoa completing four-straight passes, including a six-yard touchdown pass to freshman Henry Ruggs III, capping a seven-play 56-yard scoring drive that cut the lead to 13-7 with 8:52 left in the third quarter.

Georgia quickly responded with an 80-yard touchdown pass to put the Bulldogs up 20-7 with 6:52 remaining in the third quarter.

But following that score, the Crimson Tide defense stiffened, limiting the Bulldogs to just 71 yards of offense and a single field goal the rest of the way to spur the UA rally.

The comeback started on the next Georgia drive when sophomore defensive lineman Raekwon Davis intercepted a Bulldog pass and galloped 19 yards to the UGA 40-yard line. The Tide capitalized on the turnover, with a 43-yard Andy Pappanastos field goal to cut the deficit to 20-10 with 5:15 remaining in the third quarter.

Alabama cut the lead to 20-13 with 9:24 left in the fourth quarter as Tagovailoa engineered an eight-play, 71-yard drive that ended with a 30-yard Pappanastos field goal. Freshman running back Najee Harris provided a spark off the bench with a 16-yard scamper to begin the drive, followed by a 35-yard run two plays later to put the Tide in position for the score.

Alabama then came up with a big stop on defense, stuffing Georgia on a third-and-two to force a three-and-out and the Tide took over on its own 34-yard line with 7:10 remaining in the game. Tagovailoa drove UA down the field where the offense was faced with a fourth-and-four from the UGA seven-yard line. The true freshman scrambled around in the backfield before finding junior wide receiver Calvin Ridley in the end zone for the seven-yard touchdown. Pappanastos' extra point tied the game at 20-20 with 3:56 left in the game.

After a Georgia three-and-out, Alabama was wide left on a field goal attempt at the end of regulation to send the game into overtime.

### SCORE BY QUARTERS

	1	2	3	4	-	F
Alabama	0	0	10	10	6	26
Georgia	0	13	7	0	3	23

Attendance: 77,430 (capacity: 77,430)



## 2018 CFP SEMIFINAL AT THE ORANGE BOWL

**[1] Alabama 45, [4] Oklahoma 34**

**MIAMI GARDEN, Fla. (Dec. 29, 2018)** – The No. 1 Alabama football team jumped out to a 28-0 lead and never looked back against No. 4 Oklahoma, winning 45-34 in the College Football Playoff Semifinal at the Capital One Orange Bowl Saturday at Hard Rock Stadium in Miami Gardens, Fla.

Sophomore quarterback Tua Tagovailoa was impressive, going 24-of-27 for 318 yards and four touchdowns through the air. Sophomore wide receiver DeVonta Smith led the team with six catches for 104 yards and a score. Junior running back Josh Jacobs added 158 total yards and a touchdown, while senior running back Damien Harris racked up 48 yards on the ground and two touchdowns.

On the defensive side of the ball, sophomore linebacker Dylan Moses led the way with six tackles, while sophomore defensive back Xavier McKinney totaled five tackles to go along with a game-high four pass breakups.

The Tide started the game with a bang when Tagovailoa found Smith on a slant route across the middle for a 50-yard pitch-and-catch on the first play from scrimmage. Six plays later, Harris found the end zone from one yard out to get UA on the board. Following redshirt freshman Joseph Bulovas' extra point the Tide held a 7-0 advantage with 11:54 left in the opening quarter.

After an Oklahoma three-and-out, Alabama added to its total when Tagovailoa found sophomore wide receiver Henry Ruggs III in the back of the end zone for a toe-tap 10-yard touchdown. Bulovas' point after pushed the lead to 14-0 with 5:54 on the clock in the first quarter.

The Crimson Tide scored its third touchdown on its third offensive drive of the quarter after Harris found his way untouched into the end zone for his second one-yard score to cap a five-play, 61-yard drive. Bulovas' extra point extended the lead to 21-0 with 1:33 remaining in the first.

Alabama continued to pour on the points in the second quarter when Tagovailoa connected with Jacobs out of the backfield who then rumbled 27 yards for the Tide's fourth touchdown of the game. After Bulovas knocked through the extra point, UA held the 28-0 advantage with 13:01 left before the half.

The Sooners responded with a pair of scoring drives, scoring a touchdown with 11:48 to go in the second quarter before adding a field goal with 7:30 remaining in the half.

On its next offensive possession, Alabama added a field goal of its own after Bulovas knocked through a 37-yard attempt to make it 31-10 at the halftime break.

At the end of the first 30 minutes of play, the Tide outgained the Sooners 318-191 and held OU quarterback Kyler Murray to just 6-of-13 passing. The 10 points at the half were the lowest by Oklahoma all season.

Oklahoma scored twice in the third quarter, a 26-yard field goal and a 49-yard receiving touchdown to trim Alabama's lead to 31-20 heading into the fourth quarter.

Tagovailoa put the Tide up 38-20 to begin the final quarter after finding Smith for another quick slant touchdown, this time from 10 yards out with 13:08 left in the game. Bulovas' point after completed the methodical nine-play drive that accumulated 87 total yards.

The Sooners answered with its second touchdown of the half to cut the Alabama advantage to 38-27 with 8:31 to go in the contest.

The Tide bounced back with another touchdown when Tagovailoa connected with sophomore wideout Jerry Jeffery from 13 yards out to end a five-play, 46-yard scoring drive. Following the extra point from Bulovas, Alabama held the 45-27 edge with 6:08 remaining.

Oklahoma found the end zone again with 4:23 left in the game to cut the lead to 45-34. However, Alabama recovered the ensuing inside kick and ran out the clock for the victory.

The Tide compiled 528 yards of total offense and controlled the ball for 36 minutes of the game in the victory.

### SCORE BY QUARTERS

	1	2	3	4	-	F
Alabama	21	10	0	14	-	45
Oklahoma	0	10	10	14	-	34

Attendance: 66,203 (capacity: 65,490)



## 2019 CFP NATIONAL CHAMPIONSHIP

**[2] Clemson 44, [1] Alabama 16**

**SANTA CLARA, Calif. (Jan. 7, 2019)** – The No. 1 Alabama football team fell against No. 2 Clemson, 44-16, in the 2019 College Football Playoff National Championship Game in Levi's Stadium Monday night in Santa Clara, Calif. The Crimson Tide ended the season at 14-1, while the Tigers finished at 15-0.

Sophomore quarterback Tua Tagovailoa finished the game 22-of-34 for 295 yards to go along with two touchdowns and two interceptions. Sophomore wide out Jerry Jeudy ended the contest with five catches for 139 yards and a score.

On defense, sophomore defensive back Xavier McKinney had seven tackles and a pass breakup, while junior linebacker Mack Wilson and senior defensive end Isaiah Buggs each had six tackles.

Alabama opened on defense, forcing Clemson into a three-and-out. On the Tide's third offensive play, Tagovailoa was picked off by A.J. Terrell who took the ball 44 yards for a touchdown. Clemson led 7-0 with 13:20 on the first quarter clock.

Tagovailoa quickly bounced back with a 62-yard touchdown strike to Jeudy to cap a three-play, 75-yard scoring drive. Redshirt freshman Joseph Bulovas' extra point tied the game at 7-7 with 12:05 remaining in the opening quarter.

A minute and a half later the Tigers found the end zone after connecting for a 62-yard pitch-and-catch of their own before finishing off the drive with a 17-yard rush from Travis Etienne to take the 14-7 with 10:35 on the clock.

Alabama battled back by going on a methodical 10-play, 75-yard touchdown drive, with Tagovailoa finding senior tight end Hale Hentges wide open in the back of the end zone for the one-yard score. Bulovas' extra point was no good, giving the Tigers a 14-13 advantage with 6:23 to go in the first.

Following a Clemson three-and-out, the Tide took the 16-14 lead with 14:18 remaining in the second quarter after Bulovas converted a 25-yard field goal to cap an 11-play, 45-yard drive.

The Tigers answered by driving 65 yards in 11 plays, capped by an Etienne one-yard run to put Clemson up 21-16 with 11:38 to go before halftime.

The Tigers got the ball back after Tagovailoa's second interception was returned 46 yards to the UA 47-yard line. Eight plays later, the Tigers found the end zone for the fourth time in the half when quarterback Trevor Lawrence linked up with Etienne from five yards out to go up 28-16 with 4:38 left before the halftime break.

The Tigers extended their lead to 31-16 and carried the lead into the half after a 36-yard field goal with 45 seconds to go.

In the first half, Alabama outgained Clemson 266-224 while controlling the ball for 19:26 of the first 30 minutes of action.


Alabama drove the ball down the field to begin the second half but came up empty after a fake field goal attempt failed. On the ensuing Clemson drive, the Tigers connected for a 74-yard touchdown throw to go up 37-16 with 8:26 left in the third quarter. Later in the third, CU went on a 12-play, 89-yard drive capped by a five-yard throw-and-catch to push the lead to 44-16 with 21 seconds in the quarter.

The two sides traded possessions in the final quarter, with no further scoring.

### SCORE BY QUARTERS

	1	2	3	4	-	F
Clemson	14	17	13	0	-	44
Alabama	13	3	0	0	-	16

**Attendance:** 74,814 (capacity: 71,000)



## 2020 CITRUS BOWL

**[13] Alabama 35, [14] Michigan 16**

**ORLANDO, Fla. (Jan. 1, 2020)** – No. 13 Alabama football beat No. 14 Michigan, 35-16, in the Vrbo Citrus Bowl at Camping World Stadium in the first game of the new year. With the win, the Crimson Tide climbs to 11-2 for the season, while the Wolverines fall to 9-4. The victory gave Alabama its ninth consecutive season with 11-or-more wins, the longest streak in the poll era (since 1936).

Junior wide receiver Jerry Jeudy used a career day to earn Citrus Bowl MVP honors, totaling a career-high 204 receiving yards on just six catches, averaging 34 yards per reception, including an 85-yard touchdown catch from redshirt sophomore quarterback Mac Jones on the Tide's first offensive play of the game. Jones went 16-for-25 for 327 yards and three touchdowns through the air with completions to six different targets.

Junior defensive back Xavier McKinney and redshirt senior linebacker Anfernee Jennings had 10 total tackles apiece to lead the Crimson Tide defense. Freshman linebacker Shane Lee led UA with seven solo stops and had nine tackles overall. McKinney and Lee both came up with sacks while Jennings and senior defensive lineman Tevita Musika combined for a third sack. Senior defensive back Shyheim Carter and sophomore defensive back Josh Jobe came up with interceptions, both of which came in the second half.

Alabama opened the game and the second half with a pair of long touchdown catches, with Jones connecting with Jeudy for an 85-yard strike on the Tide's first offensive play of the day before opening the second half with a 42-yard touchdown toss to junior wide receiver DeVonta Smith.

In between the Tide's first two passing touchdowns, Najee Harris leapt into the endzone for a nine-yard touchdown in the second quarter, giving him a rushing touchdown for the seventh game in a row. Michigan scored four times in the first half, with a first-quarter touchdown and three field goals, including a 57-yarder to close the first half.

In the fourth quarter, redshirt junior tight end Miller Forristall scored on a 20-yard reception from Jones in his first game back after missing the final four regular-season games. Harris iced the game by going up the middle to punch it in for a two-yard touchdown late in the fourth quarter to make it 35-16, the final score.


Jeudy finished the game with six receptions for a career-best 204 yards, starting with an 85-yard touchdown grab on the Tide's first offensive play of the game. Jeudy's 85-yard reception from Jones was the second longest completion in Citrus Bowl history.

Jeudy's 204 receiving yards put him over 1,000 yards for a season for the second time in his Alabama career, giving him 1,163 yards in 2019. Jones threw for 327 yards and three touchdowns, spreading the ball to six different receivers, including three that scored touchdowns. Harris accounted for 24 of the Tide's 30 rushes, rolling up 136 yards and two touchdowns, including 69 yards in the fourth quarter, giving him 1,262 rushing yards on the season.

### SCORE BY QUARTERS

	1	2	3	4	-	F
Alabama	7	7	7	14	-	35
Michigan	10	6	0	0	-	16

**Attendance:** 59,746 (capacity: 65,000)



## 2021 CFP SEMIFINAL AT THE ROSE BOWL

**[1] Alabama 31, [4] Notre Dame 14,**

**ARLINGTON, Texas (Jan. 1, 2021)** – The top-ranked Alabama Crimson Tide won the 2021 College Football Playoff Semifinal at the Rose Bowl Game Presented by Capital One by a score of 31-14 over No. 4 Notre Dame Friday in AT&T Stadium in front of a crowd of 18,373. The victory advances the Crimson Tide to the CFP National Championship Game on Monday, January 11, at Hard Rock Stadium in Miami Gardens, Fla.

The Crimson Tide trio of Mac Jones, DeVonta Smith and Najee Harris once again led the Crimson Tide offense. Jones went 25-for-30 and threw for 297 yards with four touchdowns. Smith, the Offensive Player of the Game, caught seven passes for 130 yards, tying the Rose Bowl record and setting the Alabama bowl mark with three receiving touchdowns. Harris ran for 125 yards on just 15 attempts, while adding 30 receiving yards on four catches.

Patrick Surtain II was named the Defensive Player of the Game, tallying five tackles, tackle for loss and a pass breakup. DeMarcco Hellams led the Tide with 12 tackles, including six solo stops and a sack. Christian Harris snagged an interception to shut down a third-quarter Notre Dame drive, while Christian Barmore recorded a sack in the third quarter to go with five tackles.

Alabama totaled 437 yards of offense, including 297 receiving and 140 rushing, while the defense held the Irish to just two rushing touchdowns.

### SCORE BY QUARTERS

	1	2	3	4	-	F
Alabama	14	7	7	7	-	31
Michigan	0	7	0	7	-	14

**Attendance:** 18,373 (capacity: 18,373)



WILL  
ANDERSON JR.

BRYCE  
YOUNG

PHIDARIAN  
MATHIS

EVAN  
NEAL



2021

TEAM CAPTAINS