

2011-12 CINCINNATI BEARCATS MEN'S BASKETBALL

CINCINNATI SPORTS COMMUNICATIONS: RICHARD E. LINDNER CENTER ▶ 2751 O'VARSITY WAY, SUITE 860 ▶ CINCINNATI, OHIO 45221-0021 ▶ (P) 513.556.5191 ▶ (F) 513.556.0619

SCHEDULE/RESULTS

DAY/DATE	OPPONENT	TV	TIME/RESULT
Tues./Nov. 1	McGILL (EXH.)		7 p.m.
Tues./Nov. 8	NORTHERN KY (EXH.)		7 p.m.
Sun./Nov. 13	ALABAMA STATE	FSO	7 p.m.
Tues./Nov. 15	JACKSONVILLE ST.	FSO	7 p.m.
Sat./Nov. 19	PRESBYTERIAN		TBA
Mon./Nov. 21	NORTHWESTERN ST.	FSO	7 p.m.
Fri./Nov. 25	MARSHALL	ESPN3	7 p.m.
Tues./Nov. 29	MIAMI (OHIO)	FSO	7 p.m.
Fri./Dec. 2	at Georgia	ESPNU	7 p.m.
Sat./Dec. 10	at Xavier	ESPN2	12:30 p.m.
Wed./Dec. 14	at Wright State	ESPN3	7 p.m.
Sat./Dec. 17	RADFORD	ESPN3	2 p.m.
Wed./Dec. 21	ARK.-PINE BLUFF	FSO	7 p.m.
Fri./Dec. 23	CHICAGO STATE	FSO	7 p.m.
Thurs./Dec. 29	vs. Oklahoma-1	ESPNU	9 p.m.
Sun./Jan. 1	at Pittsburgh*	BEN/FSO	7 p.m.
Wed./Jan. 4	NOTRE DAME*	BEN/FSO	7 p.m.
Sat./Jan. 7	ST. JOHN'S*	BEN/FSO	2 p.m.
Mon./Jan. 9	at Georgetown*	ESPNU	9 p.m.
Sat./Jan. 14	VILLANOVA*	BEN/WKRC	12 p.m.
Wed./Jan. 18	at Connecticut*	ESPN2	7 p.m.
Sat./Jan. 21	at West Virginia*	ESPNU	3 p.m.
Mon./Jan. 23	SYRACUSE*	ESPN	7 p.m.
Sat./Jan. 28	at Rutgers*	BEN/FSO	6 p.m.
Sat./Feb. 4	DePAUL*	BEN/FSO	7 p.m.
Wed./Feb. 8	at St. John's*	ESPNU	7 p.m.
Sat./Feb. 11	at Marquette*	ESPNU	3 p.m.
Wed./Feb. 15	PROVIDENCE*	ESPNU	9 p.m.
Sat./Feb. 18	SETON HALL*	BEN/FSO	4 p.m.
Thu./Feb. 23	LOUISVILLE*	ESPN/2	9 p.m.
Sun./Feb. 26	at South Florida*	BEN/WKRC	12 p.m.
Wed./Feb. 29	MARQUETTE*	ESPN/2	7 p.m.
Sat./Mar. 3	at Villanova*	ESPN/2	2 p.m.
2011 BIG EAST Championship-2			
Tues./Mar. 6	First Round	ESPN	TBA
Wed./Mar. 7	Second Round	ESPN	TBA
Thurs./Mar. 8	Quarterfinals	ESPN	TBA
Fri./Mar. 9	Semifinals	ESPN	TBA
Sat./Mar. 10	Final	ESPN	TBA
2012 NCAA Tournament-2			
Mar. 13-14	First Round-3	CBS	TBA
Mar. 15-18	Second & Third Round-4	CBS	TBA
Mar. 22-25	Regional Semi & Final-5	CBS	TBA
Mar. 31-Apr. 2	Final Four & Champ-6	CBS	TBA

* - BIG EAST Conference game

All game times are Eastern and subject to change.

FSO - Fox Sports Ohio; ESPN/2 - Televised on either ESPN or ESPN2;

BEN - BIG EAST Network (FSO and WKRC-TV-Cincinnati; check local listing for other markets)

1-US Bank Arena (Cincinnati, Ohio); 2-Madison Square Garden (New York, N.Y.); 3-Dayton, Ohio; 4-Possible sites are Albuquerque, N.M., Pittsburgh, Pa., Portland, Ore., Louisville, Ky., Columbus, Ohio, Greensboro, N.C., Nashville, Tenn., Omaha, Neb.; 5-Possible sites are Boston, St. Louis, Atlanta, Phoenix; 6-New Orleans, La.

TOP RETURNÉES




Yancy Gates

F | 6-9 | 260 | Sr. | Cincinnati, Ohio | Withrow

34

- Ranks among top BIG EAST Conference returners in rebounds (5th-6.9), field goal percentage (6th-.511) and blocks (8th-1.3).
- Leads UC returners in points (11.9 per game), rebounds (6.9) and blocks (1.3).
- Finished eighth in BIG EAST in field goal pct. (.511) and 10th in rebounding (6.9).



Dion Dixon

G | 6-3 | 195 | Sr. | Chicago, Ill. | Crane Tech Prep

3

- Started 30 of 35 games played, averaging 26.8 minutes.
- Scored in double figures in 23 games.
- Led Bearcats in scoring in nine games.



Sean Kilpatrick

G/F | 6-4 | 215 | So. | White Plains, N.Y. | Notre Dame Prep

23

- Ranks among top BIG EAST Conference returners in three-point field goal shooting percentage (.377)
- Earned All-BIG EAST Rookie Team selection.
- Ranked among UC leaders in three-pointers made (2nd-46), scoring (3rd-9.7) and assists (4th-52).



Cashmere Wright

G | 6-0 | 175 | Jr. | Savannah, Ga. | Urban Christian Academy

1

- Ranks among top BIG EAST Conference returners in assist-to-turnover ratio (5th-1.89) and assists (6th-3.9).
- Leading UC returner in assists (3.9), steals (1.3) and games started last season (34).
- Led Bearcats in assists in 28 games and scored in double figures 16 times.

STREAKS, STORYLINES, SIDEBARS

- ▶ The Bearcats return seven letterwinners and their top four scorers from last season in forward Yancy Gates (11.9), guard Dion Dixon (11.6), swingman Sean Kilpatrick (9.7) and guard Cashmere Wright (8.9).
- ▶ Cincinnati is the only team to increase its win total in each of the last five seasons (11 in 2006-07, 13 in 2007-08, 18 in 2008-09, 19 in 2009-10 and 26 in 2010-11).
- ▶ UC is coming off a 26-9 record in 2010-11, its most wins in a season since 2001-02 (31).
- ▶ The Bearcats advanced to the NCAA Tournament for the first time since the 2004-05 season, losing in the third round to eventual national champions, Connecticut.
- ▶ UC led the BIG EAST conference and finished ninth in the nation in scoring defense, allowing 59.6 points per game.
- ▶ UC got off to its best start in a season since 1998-99 at 15-0.
- ▶ Yancy Gates finished eighth in the league in field goal shooting (51.1 percent) and 10th in rebounding (6.9).
- ▶ Gates averaged 15.8 points, 8.1 rebounds, shot 59.3 percent from the field and 69.8 percent from the free-throw line during the final nine games of the season.
- ▶ Gates joined the Bearcats 1,000-point club (32nd at 1,107).
- ▶ Sean Kilpatrick (9.7 points, 3.2 rebounds, 37.7 percent 3pt-FG shooting) was named to All-BIG EAST Rookie Team.
- ▶ UC's incoming recruiting class was ranked No. 25 nationally according to ESPN.com.
- ▶ Junior college transfer center Cheikh Mbodj (pronounced Shek MOOD-j) is a talented 6-10 newcomer, earning NJCAA All-America honorable mention honors last season (14.6 points, 7.3 rebounds, 2.2 blocks) at Grayson County (Texas) College.

2010-11 QUICK FACTS

GENERAL INFORMATION

Location	Cincinnati, OH 45221
Founded	1819
Enrollment	39,667
Nickname	Bearcats
Colors	Red and Black
Arena (Capacity)	Fifth Third Arena (13,176)
Affiliation	NCAA Division I
Conference	BIG EAST
President	Dr. Gregory H. Williams
Alma mater/year	Ball State, '66
Interim Director of Athletics	Bob Arkeilpane
Alma mater/year	Syracuse, '81
Faculty Representative	Dr. Fritz Russ
Department of Athletics Phone	(513) 556-4603
Athletics Ticket Office Phone	(877) CATS-TIX

BASKETBALL STAFF

Head Coach	Mick Cronin (Cincinnati '97)
Record at UC	87-77 (5 years)
Career Record	156-101 (8 years)
Basketball Office Phone	(513) 556-5847
Best time to reach coach	Weekday mornings
Associate Head Coach	Larry Davis (Asbury '78)
Assistant Coach	George Jackson (Wittenberg '79)
Assistant Coach	Darren Savino (Jersey City '94)
Director of Operations	Drew Seidenberger (Cincinnati '09)
Director of Student-Athlete Development	Chris Shumate (Murray State '04)
Video Coordinator	Mark Berger (Cincinnati '01)
Athletic Trainer	Jeff Carrico (Eastern Kentucky '93)
Strength Coach	Dave Andrews (Ohio State '04)
Administrative Assistant	Winona Shaw-Gunn

HISTORY

First year of basketball	1901-02
All-time record	1,607-945 (.630)
NCAA appearances/last	25/2011
All-time record	41-22 (.651)
Postseason NIT appearances/last	10/2010
All-time record	8-10

TEAM INFORMATION

2010-11 Record	26-9
BIG EAST Record	11-7 (t-6th)
Starters returning/lost	3/2 (Returning: Gates, Wright, Dixon)
Letterwinners returning/lost	7/7
Percent of scoring returning	65.9 (1,589 of 2,412)
Percent of rebounding returning	57.9 (759 of 1,138)

LETTERWINNERS RETURNING (7)

Name	Pos.	Ht.	Wt.	Cl.	GP/GS	PPG	RPG
Dion Dixon ***	G	6-3	195	Sr.	35/30	11.6	2.9
Alex Eppensteiner **	G	6-3	210	Jr.	7/0	0.6	0.0
Yancy Gates ***	F	6-9	260	Sr.	34/28	11.9	6.9
Justin Jackson *	F	6-8	210	So.	35/0	2.5	2.5
Sean Kilpatrick *	G/F	6-4	215	So.	35/1	9.7	6.2
JaQuon Parker **	G	6-3	210	Jr.	23/1	1.5	1.7
Cashmere Wright **	G	6-0	175	Jr.	35/34	8.9	3.9#

* - letters won at UC; # - assists

LETTERWINNERS LOST (7)

Name	Pos.	Ht.	Wt.	Cl.	GP/GS	PPG	RPG
Rashad Bishop	F	6-6	225	Sr.	30/20	8.4	4.4
Larry Davis	G	6-3	195	Sr.	33/7	3.2	1.4
Anthony McBride	G	6-2	176	So.	8/0	0.0	0.1
Anthony McClain	C	7-0	255	Sr.	16/1	0.8	1.4
Ibrahima Thomas	F/C	6-11	230	Sr.	28/22	5.8	5.4
Eddie Tyree	G	5-10	175	Sr.	3/0	0.7	0.0
Darnell Wilks	F	6-7	205	Sr.	34/0	3.4	1.9

NEWCOMERS (7)

Name	Pos.	Ht.	Wt.	Elig.	Hometown (Last School)
Jeremiah Davis	G	6-3	200	Fr.	Muncie, Ind. / Huntington Prep, W.Va.
Octavius Ellis	F	6-9	210	Fr.	Memphis, Tenn. / Whitehaven
Kelvin Gaines+	C	6-10	225	Fr.	Ocala, Fla. / Arlington Country Day
Ge'Lawn Guyn	G	6-1	175	Fr.	Georgetown, Ky. / South Kent Prep (Conn.)
Cheikh Mbodj	C	6-10	245	Jr.	Dakar, Senegal / Grayson County (Texas) College
Jermaine Sanders	F	6-5	225	Fr.	Far Rockaway, N.Y. / Rice
Shaquille Thomas	F	6-7	180	Fr.	Paterson, N.J. / NIA Prep School

+ - redshirted in 2010-11

SPORTS COMMUNICATIONS

Office (Main Number) // Fax	(513) 556-5191 // (513) 556-0619
Associate A.D. / External and Media Communications	Doug Mosley
Office // Cell	(513) 556-0667 // (318) 366-8734
Email	Doug.Mosley@uc.edu
Assistant Sports Communications Dir. (basketball contact)	Andre Foushee
Office // Cell	(513) 556-5182 // (859) 797-7871
Email	Andre.Foushee@uc.edu
Twitter	@GoBEARCATS or @Andre_UCSID
Web Site	www.GoBEARCATS.com
Fifth Third Arena press row phone	(513) 556-3800

2011-12 NUMERICAL ROSTER

No.	Name	Pos.	Ht.	Wt.	Cl./Elig.	Hometown / Last School
0	Jeremiah Davis	G	6-3	200	Fr./Fr.	Muncie, Ind. / Huntington Prep, W.Va.
1	Cashmere Wright **	G	6-0	175	Sr./Jr.	Savannah, Ga. / Urban Christian Academy
2	Octavius Ellis	F	6-9	210	Fr./Fr.	Memphis, Tenn. / Whitehaven
3	Dion Dixon ***	G	6-3	195	Sr./Sr.	Chicago, Ill. / Crane Technical Prep Common
5	Justin Jackson *	F	6-8	210	So./So.	Cocoa Beach, Fla. / Arlington Country Day
10	Alex Eppensteiner **	G	6-3	210	Jr./Jr.	Cincinnati, Ohio / Elder
11	Shaquille Thomas	F	6-7	180	Fr./Fr.	Paterson, N.J. / NIA Prep School
13	Cheikh Mbodj	C	6-10	245	Jr./Jr.	Dakar, Senegal / Grayson County (Texas) College
14	Ge'Lawn Guyn	G	6-1	175	Fr./Fr.	Georgetown, Ky. / South Kent Prep (Conn.)
15	Jermaine Sanders	F	6-5	225	Fr./Fr.	Far Rockaway, N.Y. / Rice
23	Sean Kilpatrick *	G	6-4	215	Jr./So.	White Plains, N.Y. / Notre Dame Prep
24	Kelvin Gaines	C	6-10	225	So./Fr.	Ocala, Fla. / Arlington Country Day
34	Yancy Gates ***	F	6-9	260	Sr./Sr.	Cincinnati, Ohio / Withrow
44	JaQuon Parker **	G	6-3	210	Jr./Jr.	Suffolk, Va. / King's Fork

2011-12 ALPHABETICAL ROSTER

No.	Name	Pos.	Ht.	Wt.	Cl./Elig.	Hometown / Last School
0	Jeremiah Davis	G	6-3	200	Fr./Fr.	Muncie, Ind. / Huntington Prep, W.Va.
3	Dion Dixon ***	G	6-3	195	Sr./Sr.	Chicago, Ill. / Crane Technical Prep Common
2	Octavius Ellis	F	6-9	210	Fr./Fr.	Memphis, Tenn. / Whitehaven
10	Alex Eppensteiner **	G	6-3	210	Jr./Jr.	Cincinnati, Ohio / Elder
24	Kelvin Gaines	C	6-10	225	So./Fr.	Ocala, Fla. / Arlington Country Day
34	Yancy Gates ***	F	6-9	260	Sr./Sr.	Cincinnati, Ohio / Withrow
14	Ge'Lawn Guyn	G	6-1	175	Fr./Fr.	Georgetown, Ky. / South Kent Prep (Conn.)
5	Justin Jackson *	F	6-8	210	So./So.	Cocoa Beach, Fla. / Arlington Country Day
23	Sean Kilpatrick *	G	6-4	215	Jr./So.	White Plains, N.Y. / Notre Dame Prep
13	Cheikh Mbodj	C	6-10	245	Jr./Jr.	Dakar, Senegal / Grayson County (Texas) College
44	JaQuon Parker **	G	6-3	210	Jr./Jr.	Suffolk, Va. / King's Fork
15	Jermaine Sanders	F	6-5	225	Fr./Fr.	Far Rockaway, N.Y. / Rice
11	Shaquille Thomas	F	6-7	180	Fr./Fr.	Paterson, N.J. / NIA Prep School
1	Cashmere Wright **	G	6-0	175	Sr./Jr.	Savannah, Ga. / Urban Christian Academy

* - Letters earned at Cincinnati

Head Coach: Mick Cronin (6th season at UC; 9th Season overall)

Associate Head Coach: Larry Davis

Assistant Coaches: Darren Savino, George Jackson

Director of Basketball Operations: Drew Seidenberger

Director of Student-Athlete Development: Chris Shumate

Video Coordinator: Jeff Berger

Athletics Trainer: Jeff Carrico

Strength and Conditioning Coach: Dave Andrews

PRONUNCIATION GUIDE

Dion Dixon	DEE-on
Ge'Lawn Guyn	GEE-lawn gwin
Cheikh Mbodj	sheck MOOD-j
Jaquon Parker	JA-kwon

RADIO/TV ROSTER




0 **JEREMIAH DAVIS**
G » 6-3 » 200 » FRESHMAN
MUNICE, IND.



1 **CASHMERE WRIGHT**
G » 6-0 » 175 » JUNIOR
SAVANNAH, GA.




2 **OCTAVIUS ELLIS**
F » 6-9 » 200 » FRESHMAN
MEMPHIS, TENN.



3 **DION DIXON**
G » 6-3 » 195 » SENIOR
CHICAGO, ILL.



5 **JUSTIN JACKSON**
F » 6-8 » 210 » SOPHOMORE
COCOA BEACH, FLA.




10 **ALEX EPPENSTEINER**
G » 6-3 » 210 » JUNIOR
CINCINNATI, OHIO




11 **SHAQUILLE THOMAS**
F » 6-7 » 180 » FRESHMAN
PATERSON, N.J.




13 **CHEIKH MBODJ**
C » 6-10 » 245 » JUNIOR
DAKAR, SENEGAL



14 **GE'LAWN GUYN**
G » 6-1 » 175 » FRESHMAN
GEORGETOWN, KY.



15 **JERMAINE SANDERS**
F » 6-5 » 225 » FRESHMAN
FAR ROCKAWAY, N.Y.




23 **SEAN KILPATRICK**
G/F » 6-4 » 215 » SOPHOMORE
WHITE PLAINS, N.Y.



24 **KELVIN GAINES**
C » 6-10 » 225 » FRESHMAN
OCALA, FLA.



34 **YANCY GATES**
F » 6-9 » 260 » SENIOR
CINCINNATI, OHIO



44 **JaQUON PARKER**
G » 6-3 » 210 » JUNIOR
SUFFOLK, VA.



MICK CRONIN
HEAD COACH



LARRY DAVIS
ASSOCIATE HEAD COACH



GEORGE JACKSON
ASSISTANT COACH



DARREN SAVINO
ASSISTANT COACH

SEASON OUTLOOK

Q&A WITH HEAD COACH MICK CRONIN:



Head Coach Mick Cronin

Experienced Returners:

- The Bearcats return seven letterwinners, including their four leading scorers from last season:
- Senior forward **Yancy Gates** (11.9 points, 6.9 rebounds and 1.6 blocks)
- Senior guard **Dion Dixon** (11.6 points, 2.9 rebounds and 1.8 assists)
- Freshman guard/forward **Sean Kilpatrick** (9.7 points, 3.2 rebounds, 37.7 three-point field goal percent shooting)
- Junior guard **Cashmere Wright** (8.9 points, 3.9 assists and 2.3 rebounds)
- One member of the foursome led UC in scoring in 28 of 35 games last season
- Each member of the foursome averaged 20 or more minutes played last season
- Gates has 70 starts in 101 career games played
- Dixon has 36 starts in 100 career games played
- Wright has 45 starts in 69 career games played

Returning Numbers:

Category	Return	Lost	Pct. Return
Scoring	1589	823	65.9
Field Goals	555	293	65.4
Three-Pointers	134	86	60.9
Rebounding	659	578	57.9
Blocks	67	62	51.9
Steals	169	89	65.5
Minutes	4149	2876	59.1

Returning Statistical Leaders:

Category	No.	Player
Scoring	11.9	Yancy Gates
Field Goals	162	Yancy Gates
Three-Pointers	48	Dion Dixon
Free Throws	93	Dion Dixon
Rebounding	6.9	Yancy Gates
Assists	138	Cashmere Wright
Blocks	43	Yancy Gates
Steals	47	Cashmere Wright
Minutes	27.8	Yancy Gates

What are you excited about heading into the season?

"Building on the momentum from last season is very important for us. We worked really hard to rebuild the program and get back to the NCAA Tournament. We won more road games overall than any other team in the BIG EAST. We won each of our last four conference games on the road. We won six of our last eight in the regular season. We've got to make sure we build on that. That we get off to a good start. So, you can imagine how excited we are to get back to practice and get back to work. After you have a year like that, all it does is get you even more excited for the next season."

How much are the four returning leading scorers an asset heading into this season?

"We had some unknowns heading into last year in regards to who was going to score and who our offensive leaders were going to be. This year it's changed dramatically with the four leading scorers back from an NCAA Tournament team. We know what those guys are capable of. The key for us is going to be that they all improve, that those guys are more effective and more efficient and are able to build upon what they did last year. Hopefully, their cohesiveness of playing together in our offense is going to make us more effective as an offensive team this year."

Are you optimistic those four returners will be able to increase their production this season?

"A big part of what we do is sharing the ball and having a balanced attack on offense. Guys knowing each other's strengths and knowing where each other is going to be on the floor - from playing together and having that experience together - is going to give us the chance to be an even better offensive team than last year. Our shooting percentage was up and our turnovers were down. I think our experience is a key to being more efficient, so we can shoot a higher percentage."

Is this the most experienced team you've had returning from a previous season at UC?

"We've had different groups of older guys, but this the first time in a long time that we've had our best players be all older players. We've had different groups of seniors, but this is the first time our upper classmen have been together for two to three years on the same team. You can return a team that isn't relying upon our newcomers or our freshmen. Those new guys are going to be able to complement our returning players. I think that gives us a chance to have great chemistry as well."

What are you looking from Yancy Gates this season?

"Yancy had a great finish to the year last year. He played with great confidence down the stretch. That's as focused as he has been as a player. That's the key for him. He's the kind of guy that is better with his back to the wall. He is better when his focus is sharpened. That's the challenge for him, now that he is a senior and this is his last year, is to make sure he has the same edge and sharpness to what he is doing on a daily basis."

What makes Yancy Gates a special player?

"He is a different kind of big guy in that he is big and strong, but at times he is more comfortable at the elbows. He's learned to use his strength more as his career has gone on and get more comfortable in the low post. He has great versatility and we try to use that to our advantage. He loves to pass the ball."

"The biggest key for him this year will be to continue to shoot free throws with confidence. Once he started making his free throws late in the year, he immediately became more assertive around the rim trying to draw fouls. That's going to be huge for him this year that he remains confident at the foul line. When he knows he is going to make 70 percent of his free throws you're going to see him use his body a lot more to continue to get to the foul line."

SEASON OUTLOOK

What do you expect from Dion Dixon this year?

"Dion is a guy who has improved steadily every year. He is a guy that we have to get consistent scoring from. The big thing for him is stay hungry. He got off to a great start in the first half of the season, but he wasn't able to sustain his success throughout the BIG EAST schedule and play with the same intensity on a daily basis. That's going to be my challenge to him this year is that he has to be able to play at a high level every day in practice. That will translate to him playing at a high level in the games throughout the season. He has to be the same player in the BIG EAST that he was in the pre-conference schedule.

"When he was able to generate offense for us we are a better team. Defense is part of our fabric here. All the guys know they have to defend or they are not going to play. He's got to stay mentally tough and, hopefully, be able to score the ball consistently for us all year. A big part of that is the way he practices every day."

How important is Cashmere Wright's play to the overall success of the team?

"He's the key to our team, being the point guard and this being his third year in the BIG EAST. He has great quickness. He should be our best shooter. He has the best stroke on the team. He's got to work harder on his balance and the speed with which he does things every day. It becomes a matter of maturity. I'm a big believer in his talents. It's just a matter of getting him healthy and consistent. It's the same theme with Dion and Yancy, as these guys get older, they are able to get more consistent as players."

Were you surprised at the impact Sean Kilpatrick made last year?

"No, he redshirted the year before and we saw it every day in practice. And he's got tremendous work ethic. When you've got a guy that gives you a 100 percent every day in practice, he's going to be successful. When we recruited him, we knew he could score. The guy, he's a true scorer. He's not a shooter, he's a scorer. Guys like him are always going to find a way to get baskets. He's going to hustle his way into 10 points a game whether it's offensive rebounds or scrapping for a loose ball and getting a layup. He's going to find a way to get the ball in the basket. For him, it's just a matter of becoming a little bit smoother out there in the big games. We need him being a little bit better with the ball in his hands, doing things like executing our offense or feeding the low post. Those are the things he needs to improve on."


What are your early thoughts on the group of newcomers?

"It's the most mature group I've ever had as a coach for an incoming group. They are great people with great attitudes. Whenever you get that as a coach you realize how lucky you are because you know you're going to enjoy coaching those guys and you know they are going to improve because they have the right attitudes. I think all of them are going to have an impact. It's just going to be a question of what impact is it going to be and how is it going to manifest itself on game night. We're going to need those guys to contribute this year. A few of them are going to have to really contribute if we're going to have a great season."

Who in the group of newcomers is most ready to play?

"Cheikh Mbodj (pronounced Sheck MOOD-j) because he is older, he's more ready to play right away. I like the fact that he's ready to play because he's mature. He's had one of the best coaches in junior college basketball in Pat Rafferty. Cheikh's got tremendous fundamentals and discipline. As a player, he plays extremely smart. But he's also got great talent. He's 6-10. He can score. He can block shots. He's got a nice 15-foot jump shot. He knows how to play in the low post. He's going to make an immediate impact. He's going to play major minutes. That's something we needed — with losing Ibrahima Thomas — adding a guy with some size that we thought would be ready to play right away.

"The freshmen are all the future of our program. The beauty of it all is that they are all freshmen. We don't have to throw them to the wolves their freshman year. They are going to get to play with other guys that know what they are doing and have had success in the BIG EAST. It's going to make it easier on them and help their development. I look for all of those guys to contribute."



Senior forward Yancy Gates

Rankings among**2011-12 BIG EAST Returners:**

Name	Category	Rank	Stat
Gates	Def. Rebounds	3rd	4.76
Gates	Rebounds	5th	5.9
Gates	FG Pct.	6th	.511
Gates	Blocks	8th	1.26
Gates	Scoring	12th	11.9
Wright	A-to-T Ratio	5th	1.89
Wright	Assists	6th	3.94
Kilpatrick	3-Pt FG Pct.	5th	.377

Kilpatrick among BIG EAST**Freshmen (2010-11):**

(All Games)	Rank	Stat
3-PT FG Pct*	1st	37.7
Scoring	5th	9.7
Assists	7th	1.49
Rebounding	13th	3.2

(BIG EAST only)	Rank	Stat
3-PT FG Pct*	1st	38.7
Scoring	T-4th	10.2
Assists	9th	1.22
Rebounding	10th	3.5

* - minimum 30 attempts

SEASON OUTLOOK

Frontcourt Players (by class):

- ▶ Yancy Gates (Sr., F, 6-9, 260, Cincinnati, Ohio)
- ▶ Justin Jackson (So., F, 6-8, 210, Jacksonville, Fla.)
- ▶ Kelvin Gaines (R-Fr., C, 6-10, 225, Ocala, Fla.)
- ▶ Octavius Ellis (Fr., F, 6-9, 210, Memphis, Tenn.)
- ▶ Cheikh Mbodj (Jr.-Tr., C, 6-10, 245, Dakar, Senegal)
- ▶ Jermaine Sanders (Fr., F, 6-5, 225, Far Rockaway, N.Y.)
- ▶ Shaquille Thomas (Fr., F, 6-7, 180, Paterson, N.J.)

Backcourt Players (by class):

- ▶ Dion Dixon (Sr., G, 6-3, 195, Chicago, Ill.)
- ▶ Cashmere Wright (Jr., G, 6-0, 175, Savannah, Ga.)
- ▶ JaQuon Parker (Jr., G, 6-3, 210, Suffolk, Va.)
- ▶ Alex Eppensteiner (Jr., G, 6-3, 210, Cincinnati, Ohio)
- ▶ Sean Kilpatrick (So., G/F, 6-4, 215, White Plains, N.Y.)
- ▶ Ge'Lawn Guyn (Fr., G, 6-1, 175, Georgetown, Ky.)
- ▶ Jeremiah Davis (Fr., G, 6-3, 200, Muncie, Ind.)

UC Defensive Rankings in the BIG EAST (from 2010-11):

- ▶ Scoring Defense: 1st (59.6 points allowed)
- ▶ Rebounding Defense: 2nd (31.1 rebounds allowed)
- ▶ Turnover Margin: 3rd (+2.60)
- ▶ Rebounding Margin: 5th (+4.3)
- ▶ Offensive Rebounds: 5th (12.97)
- ▶ 3-Point FG Pct Defense: 6th (.323)
- ▶ Steals: 7th (7.37 steals)
- ▶ Blocked Shots: 11th (3.69 blocks)



Senior guard Dion Dixon

How do you size up the frontcourt?

"The frontcourt will be a strength of our team with Yancy Gates, Justin Jackson, Cheikh Mbodj, Kelvin Gaines coming off his redshirt year, and Octavius Ellis. We're pretty solid on the frontline. We got an all-league player in Yancy Gates, a guy that had a great freshman year in Justin Jackson, and a guy that is going to be one of the best first-year players in the BIG EAST in Cheikh Mbodj. What I like about all those guys is they have versatility. They can move around. They can all be interchangeable for us. When you have some interchangeable big guys it helps you be a great defensive team. That's something we pride ourselves in. These guys are going to be able to rebound and defend on a high, high level. That's a key in the BIG EAST. You have to be able to hold your own in the paint defensively and on the glass."

What are your thoughts on the backcourt?

"We're pretty deep in the backcourt, but after Cashmere Wright you've got a couple of freshmen in Jeremiah Davis and Ge'Lawn Guyn. On the perimeter, you have Dion Dixon and Sean Kilpatrick who both averaged double figures for us last year. You've got guys coming in behind them that are good players. I look for a resurrection for JaQuon Parker this year. That's going to be a big key to our season. He kind of got lost in the shuffle last year. He didn't have a good start to the season. He kind of got caught in the numbers game for us. He's got tremendous toughness and he's really re-committed himself to basketball in the offseason. He's going to be the X factor for us, as far as from a toughness standpoint, because we lost a lot of toughness when we lost Rashad Bishop. Parker can give us a physical wing as a veteran that can give us some toughness. I haven't lost faith in him. I also love the talent of our freshmen. I'm excited to work with those guys."

Will a strong defense be a strength of the team again this season?

"We know to win in our league you have to play defense, rebound and take care of the ball. Those are three things you have to do because the talent level is so high in the BIG EAST and so competitive. The first thing you have to do is to learn how to not beat yourself and give yourself a chance to win. We're always going to try to be a tough minded team that doesn't give anything easy to our opponents."

"We lost probably our best defender on the exterior in Rashad Bishop. That's a concern. We might be a little bit better offensive team this year, which excites me, but I'm definitely concerned about our defensive mentality with Rashad gone, making sure our guys are able to absorb that. Somebody's going to guard the other team's best player. But with that said, defense is part of our DNA here. I think our back line is going to be really effective defensively because of their size and mobility. We have to make sure we develop a stopper on the perimeter defensively. That's going to be a big key for us."

How do you look at the state of the program now that it is coming off a trip to the NCAA Tournament?

"Our rebuilding process is over. We're going to be a team ranked in the preseason Top 25. Those days (of rebuilding) are behind us, which is great. Then the reality is you have to make sure you're one of the Top 20 teams in the country because we play in the best conference in the history of college basketball. You have to be a Top 20 team to compete in the top six in our conference."

"So, your challenge now is just as great if not even greater – to remain in the top division in the BIG EAST. That's our focus now. With the teams that we have to compete against in the BIG EAST, there are only so many spots in the upper echelon of our conference. We realize now – as a staff, as a program, most importantly, the guys in the locker room – how hard it is to be one of those teams at the top. We realize how focused you have to be, how hard you have to work and how much you truly have to be a team to be in the upper echelon. There is a fine line between fifth place and 12th place in this league. We've just got to make sure we stay focused on that."

How important was making the NCAA Tournament to the growth of the program?

"Whenever you have success it validates what you are doing as a program. We've been able to win more games five straight years and last year was great validation for our guys. We stuck to our plan that if we continue to mature and develop our young players from the year that before that we were going to have a great year. We stuck to the plan that we were going to remain a team and play as a team and believe in each other and it worked out for us."

"Now, we have to make sure we don't lose focus of that. It's a long year. The schedule in BIG EAST play is brutal. We have to make sure that we stick together and believe in the things that we know are going to equal success for us. That's why last year was so important. It validated everything that we are doing in the program, especially in our locker room. So, those guys believe in what we are doing now. They believe in each other more importantly. That's taken time to build that."

HEAD COACH MICK CRONIN

THE CRONIN COACHING FILE



Head Coach Mick Cronin

Season	School (Conf.)	Position	Record/Conf.	Postseason (Record)
1996-97	Cincinnati (C-USA)	Video Coordinator		
1997-98	Cincinnati (C-USA)	Assistant Coach	27-6/14-2	NCAA West Regional (1-1)
1998-99	Cincinnati (C-USA)	Assistant Coach	27-6/12-4	NCAA East Regional (1-1)
1999-00	Cincinnati (C-USA)	Assistant Coach	29-4/16-0	NCAA South Regional (1-1)
2000-01	Cincinnati (C-USA)	Assistant Coach	25-10/11-5	NCAA West Regional (2-1)
2001-02	Louisville (C-USA)	Assoc. Head Coach	19-13/8-8	NIT (1-1)
2002-03	Louisville (C-USA)	Assoc. Head Coach	25-7/11-5	NCAA East Reg. (1-1)
2003-04	Murray State (OVC)	Head Coach	28-6/14-2	NCAA Atlanta Reg. (0-1)
2004-05	Murray State (OVC)	Head Coach	17-11/11-5	
2005-06	Murray State (OVC)	Head Coach	24-7/17-3	NCAA Washington Reg. (0-1)
Totals		3 years	69-24/42-10	.742/.808
2006-07	Cincinnati (BIG EAST)	Head Coach	11-19/2-14	
2007-08	Cincinnati (BIG EAST)	Head Coach	13-19/8-10	Col. Basketball Invit. (0-1)
2008-09	Cincinnati (BIG EAST)	Head Coach	18-14/8-10	
2009-10	Cincinnati (BIG EAST)	Head Coach	19-16/7-11	NIT (1-1)
2010-11	Cincinnati (BIG EAST)	Head Coach	26-9/11-7	NCAA (1-1)
Totals		5 years	87-77/36-52	.530/.409
		8 years	156-101/78-62	.607/.577

Since taking the reins of the University of Cincinnati men's basketball program in late March 2006, Mick Cronin has been busy assembling his program piece by piece from the ground up: stressing the importance of academic success, collecting talented recruits, and increasing the Bearcats victory total every season.

After a 2010-11 campaign that saw the Bearcats advance to the NCAA Tournament for the first time in six seasons; record their highest win total in 10 seasons (26), achieve their most BIG EAST Conference wins (11) in school history; secure an incoming recruiting class tabbed among the Top 25 classes in the nation; and receive the prestigious "Public Recognition Award" for its outstanding Academic Progress Rate, followers should be eager for the future of UC basketball.

Over Cronin's five years at Cincinnati, the team has shown improvement each step of the way, becoming the only program in the nation to increase its overall win total each season (11 in 2006-07, 13 in 2007-08, 18 in 2008-09, 19 in 2009-10 and 26 in 2010-11).

Cronin guided the Bearcats to its third consecutive winning season a year ago, defeating Missouri in the second round of the NCAA Tournament before falling to eventual national champion, Connecticut. Cronin was rewarded in spring 2011 with a new contract that will keep him at UC through the 2016-17 season.

To retool a program in five years and make the climb up the standings in one of the nation's deepest and most competitive basketball conferences, you have to make things happen quickly, people need to take personal responsibility, and the small details must be covered. Those core attributes describe Cronin, a native of the Queen City and graduate of the University of Cincinnati (1997).

For Cronin, the idea of becoming the UC head coach started when he was just a child following his father, Hep, a highly successful local high school coach, around the gyms of Cincinnati. A product of LaSalle High School, Mick Cronin had his coaching career start sooner than expected when a promising playing career ended due to a knee injury in high school.

That did not stop his desire to find his place in basketball. He punched his own ticket coaching varsity and junior varsity high school basketball, spending time as a video coordinator, and then as an assistant coach for the likes of Rick Pitino and Bob Huggins. His hard work and dedication made him one of the nation's top recruiters and one of the most highly sought after coaches when he accepted his first head coaching position in 2003 at Murray State University.

Cronin honed his skills as a head coach for three years at Murray State, compiling a 69-24 record and earning a pair of berths to the NCAA tournament. In his debut season as head coach, Cronin directed the Racers to a school-best 28-6 record, the Ohio Valley Conference tournament championship, and an NCAA tournament appearance. His 28 wins are the sixth most in NCAA history for a first-year head coach.

Before coming to Cincinnati, Cronin led Murray State to another OVC crown with a 24-6 overall record and 17-3 conference mark in 2005-06. The Racers laid claim to their second NCAA tournament appearance in three years as they won the conference tournament and earned Cronin OVC Coach of the Year honors.

In 12 short years as an assistant and head coach, Cronin has built a reputation for his ability to evaluate and recruit top talent.

In his stint at UC as an assistant coach from 1997-2001, Cronin made an immediate impact by recruiting several top players, including Steve Logan, a two-time Conference USA Player of the Year and possibly one of the five greatest players in the program's history. Besides Logan, who was drafted by the NBA's Golden State Warriors, four other Bearcats standouts went on to be selected in the NBA Draft during his time -- DerMarr Johnson, Parade Magazine National Prep Player of the Year and C-USA Freshman of the Year (Atlanta); Pete Mickeal, a junior college national Player of the Year selection (Dallas); Kenny Satterfield, a McDonald's All-American (Dallas); and Jason Maxiell (Detroit). Those players helped build a recruiting base that included two top 5- and a top 10-rated

classes over his final three seasons.

His work as a coach and recruiter paid dividends for Cincinnati as it compiled a 108-26 record, five C-USA regular-season titles, and a pair of tournament crowns. Following the 2000-01 season, Cronin was offered the opportunity to coach and gain new experiences with another of college basketball's greats, Rick Pitino, as the associate head coach and recruiting coordinator at Louisville.

In his very first year, he helped attract a top-10 recruiting class, including Francisco Garcia, who went on to earn C-USA Freshman of the Year in 2003 and eventually was drafted by Sacramento. Cronin quickly drew attention from several national sports publications. He was rated as the top assistant coach in the nation in 2002-03 by Athlon and the top assistant in Conference USA by Lindy's. That same year, The Sporting News named him the top recruiting assistant in the nation and the top assistant in C-USA.

While completing his undergraduate degree at UC, Cronin served as assistant varsity coach and head junior varsity coach at Woodward High. He compiled a 57-3 record as junior varsity mentor and helped the varsity claim three city championships. He helped develop six players who went on to play Division I college basketball, including former Bearcat Damon Flint, UC's 19th all-time leading scorer (1,316 points).

Cronin made the jump from high school to college coaching during the 1996-97 season, serving as the Bearcats' video coordinator.

Mick is the second generation of the Cronin family in the coaching ranks. His father compiled more than 400 victories in his high school coaching career and is recently retired from being a Major League Baseball scout for the Atlanta Braves.

Mick Cronin resides in Cincinnati with his four-year old daughter, Samantha.

COACHING STAFF



Larry Davis

ASSOCIATE HEAD COACH LARRY DAVIS

The dean of the Cincinnati coaching staff, associate head coach Larry Davis, has compiled a quarter century worth of experience in the college coaching ranks, including nine as the head coach at Furman University.

In his sixth season at Cincinnati, Davis is tasked with the job of orchestrating recruiting, practice and team preparation, while focusing a great deal of his time with the guards. He has made a significant impact in the success of former Bearcat Deonta Vaughn – the program's third-leading scorer all-time – as well as current guards Dion Dixon and Cashmere Wright.

Prior to joining UC, Davis served as the head coach at Furman from 1997-2006, where he undertook a massive revitalization of the Paladins' program, directing the school to a record of 124-139.

Davis was an assistant coach at Minnesota for three seasons (1994-97), helping the Golden Gophers compile a 69-29 record and make three postseason appearances. He was credited with the recruiting of all-Americans and future NBA Draft picks Bobby Jackson and Quincy Lewis.

Previous coaching stops included a year at Ball State (1993-94), four seasons at Wake Forest (1989-93), and four years at Delaware (1985-89). At Wake Forest, Davis helped the school rise from last place in the Atlantic Coast Conference to make three straight NCAA Tournament appearances (1991-93), coaching the likes of long-time NBA veteran Rodney Rogers.

Davis launched his career as a graduate assistant at East Tennessee State following his graduation from Asbury College in 1978. After three seasons, he became a head coach in the high school ranks, serving a year at Cloverport (Ky.) and two at Oak Hill Academy in Virginia, where he compiled a 51-9 record.

Davis and his wife, Treva, live in Cincinnati with their son, Jordan. Their daughter, Morgan, graduated from Furman University.



Darren Savino

ASSISTANT COACH DARREN SAVINO

Seven years experience in the coaching ranks at three BIG EAST Conference schools highlights the 16-year college coaching career of University of Cincinnati assistant coach Darren Savino.

Savino, in his second season at UC, gained previous BIG EAST experience at Rutgers (2006-09) and St. John's (1996-98) and owns several ties to the New York metro area.

Savino joined the Bearcats staff after a four-year stint at Rutgers where he was a key New York and New Jersey recruiter. He was named the Scarlet Knights interim head coach in April 2010 after the resignation of head coach Fred Hill.

Three years ago, Savino played a key role in recruiting McDonald's All-American and fellow Jersey City, N.J. native Mike Rosario to the Knights. Before transferring to Florida, Rosario had made a name for himself in the BIG EAST Conference at Rutgers. Savino also is credited with developing big man Hamady Ndiaye, who was selected by the Washington Wizards in the second round of the 2010 NBA Draft.

Prior to his term at Rutgers, Savino served as an assistant at Murray State under Mick Cronin from 2004-06. Savino helped Murray State to two Ohio Valley Conference championships and an NCAA Tournament appearance.

From 2002-04, Savino served as an assistant coach at Quinnipiac University. He joined Quinnipiac after three years (1999-2002) at New Mexico.

Savino held a similar title at East Carolina in 1998-99 and at St. John's from 1996-98. During the second of his two seasons at St. John's, the Red Storm reached the NCAA Tournament for the first time in five years.

Before St. John's, Savino spent the 1995-96 season as an administrative assistant at Seton Hall University. He began his coaching career as a junior varsity and assistant varsity coach at Marist High School.

Savino graduated in 1994 from Jersey City College with a degree in business administration, specializing in sports management. A 1989 graduate of St. Anthony High School, Savino played under the legendary Bob Hurley, Sr., where he teamed with Duke star Bobby Hurley and high school All-American, Roderick Rhodes, on a team that won the USA Today national championship his senior season.



George Jackson

ASSISTANT COACH GEORGE JACKSON

A former high school basketball coaching legend in the Queen City, George Jackson is in his third season as an assistant coach at Cincinnati after spending seven years in the college ranks at Seton Hall and Bowling Green State University.

Jackson joined the Bearcats after spending two seasons as an assistant to another Cincinnati native and former high school teammate Lou Orr at Bowling Green State University. Prior to Bowling Green, Jackson and Orr spent five years together at Seton Hall where Jackson was the team's administrative assistant for four years before being promoted to assistant coach in 2006-07.

Jackson plays a heavy role in recruiting at UC while spending time developing the Bearcats frontcourt.

In 2008-09, Jackson helped the resurgent Bowling Green Falcons, who finished 13-17 in 2007-08 in his first season with the program, back to the top of the Mid-American Conference as it shared the league title and earned the No. 1 seed in the conference tournament.

Before joining Orr at Seton Hall in 2001, Jackson spent 22 years at Withrow High School in Cincinnati – 20 as head coach – building and maintaining a standout boys' basketball program. Jackson posted a record of 311-146, a mark that included 12 Queen City Conference-Metro titles, eight sectional crowns, and five district championships. He also led the Tigers to two regional championships and two appearances in state semifinals. His 1994 Tigers finished the year as the state runner-up. Over 60 of Jackson's players at Withrow went on to continue their education, earning basketball scholarships. Brandon Hunter, Tyrone Hill, and Ricky Calloway went on to further hone their skills in the National Basketball Association (NBA).

As a high school teacher, coach and administrator, Jackson earned several honors, including conference Coach of the Year seven times and Greater Cincinnati Coach of the Year three times. He is a member of the Greater Cincinnati Basketball Hall of Fame, the Southwest Ohio Basketball Coaches Association Hall of Fame, the Hamilton (Ohio) County Sports Hall of Fame and the Withrow High School Hall of Fame. His work extended outside the court as he earned the 2001 New Voices Roberto Clemente Outstanding Athlete and Exceptional Humanitarian Award and the 1995 Applause Magazine Imaginakers Sports Award.

A 1979 graduate of Wittenberg University, Jackson was a member of the school's first NCAA national championship basketball team in 1977, which he later went on to captain.

Jackson and his wife, Melanie, have a daughter, Stephanie Hall, as well as a son-in-law Ali Hamid Hall and grandson Alijah Jackson Hall.



CASHMERE WRIGHT

JR • GUARD • 6-0 • 175

SAVANNAH, GA.

URBAN CHRISTIAN ACADEMY

1

WRIGHT'S SEASON & CAREER HIGHS

Season		Career
24 vs. West Virginia, 1/29/11	Points	24, 2x (last vs. West Virginia, 1/29/11)
5 vs. Utah Valley, 12/11/10	3-Pointers Made	5 vs. Utah Valley, 12/11/10
6 vs. Savannah State, 11/24/10	Rebounds	6 vs. Savannah State, 11/24/10
11 at Providence, 2/19/11	Assists	11 at Providence, 2/19/11
4, 2x (last vs. Utah Valley, 12/11/10)	Steals	4, 2x (last vs. Utah Valley, 12/11/10)
2 at Miami (Ohio), 12/21/10	Blocks	2 at Miami (Ohio), 12/21/10
37 at Providence, 2/19/11	Minutes	37 at Providence, 2/19/11

WRIGHT'S MISCELLANEOUS STATISTICS

Category	2010-11	Career
Double-Figure Scoring Games	16	21
Double-Figure Rebounding Games	0	0
Double-Double Games	1	1
Games Led UC in Scoring	5	8
Games Led UC in Rebounding	0	0
Games Led UC in Assists	28	34
Games With 3+ Assists	26	40
Games With 3+ Blocks	0	0
Games With 3+ Steals	6	8
Games With 3+ Three-Pointers	3	4

2010-11 Season (Sophomore): Started 34 of 35 games played, averaging 25.4 minutes ... led the Bearcats in assists (3.9) and steals (1.3) ... handed out four or more assists in 21 games ... led UC in scoring in five games ... posted eight points and six assists vs. eventual national champion Connecticut in NCAA Third Round game (3/19) ... scored 11 points and added game-high seven assists in NCAA Second Round game vs. Missouri (3/17) ... posted 15 points and five assists at Marquette (3/2) ... recorded his first career double-double with 11 points and a career-high 11 assists at Providence (2/19) ... scored a game-high 20 points vs. Louisville (2/16) on 7-of-15 shooting ... scored 10 points with five assists at DePaul (2/8) ... tied his career high with 24 points vs. West Virginia (1/29) ... posted 10 points and four assists at St. John's (1/22) ... scored 11 points and dished out a game-high five assists vs. USF (1/12) ... posted 10 points and four assists vs. Xavier ... scored 12 points, recorded his first two blocked shots of UC career, recorded three steals and dished out three assists at Miami (12/21) ... posted 12 points at Oklahoma (12/18) ... produced 15 points, including a career-high five three pointers vs. Utah Valley (12/11) ... one of five UC players to score in double figures against Wright State (12/1), scoring 10 and dishing out three assists ... dished out a game-high five assists while adding

six points, three rebounds and one steal vs. Dayton (11/27) ... scored 11 points, grabbed six rebounds, and passed out three assists vs. Savannah State (11/24) ... guided the Bearcats to a 76-51 win over Florida A&M (11/22) with 18 points and eight assists ... made a career-high four steals vs. IPFW (11/20) and added eight points and four assists.

2009-10 Season (Freshman): Was third on the team in assists and steals with 2.0 and 0.7 per game, respectively ... finished seventh in scoring and sixth in assists among BIG EAST freshmen ... scored seven points and tied a season-high with five assists in NIT first-round match-up against Weber State (3/17) ... tied season-high for rebounds with five against Louisville (3/10) and West Virginia (3/11) in BIG EAST Championship ... scored seven points off the bench in BIG EAST Championship first-round game vs. Rutgers (3/9) ... named BIG EAST Rookie of the Week on Feb. 1 ... led UC with a team-high tying 14 points and added a career-high tying five rebounds at USF (2/16) ... made a season-high nine field goals en route to a career-high and a season-high 24 points against Providence (1/30) ... also set career highs in made 3-pointers (3), steals (3), and tied a career high in assists (5) against the Friars ... scored 12 points on 4-of-7 shooting from the floor at Louisville ... came off the bench and scored seven points on 3-of-4 shooting and dished out a season-high five assists at Seton Hall (1/9) ... added 12 points against Miami (Ohio) (12/10) ... put in six points in games against Maryland (11/24) and Gonzaga (11/25) at the Maui Invitational ... scored 12 points and grabbed five rebounds in collegiate debut against Prairie View A&M (11/16).

2008-09 Season: Redshirted after suffering a season-ending leg injury in preseason workouts.

Prior to Cincinnati: Highly-regarded recruit who was ranked among many of the recruiting services as a Top 100 player ... ranked as the No. 12 recruited point guard in 2007-08 by *Rivals.com* ... attended the NBA Top 100 Camp for the nation's elite basketball players ... was a candidate for the McDonald's All-America team ... averaged 32.3 points, 6.8 assists, and 3.4 rebounds per game over his four years in high school ... also played football in high school.

Personal: Full name is Cashmere A'keem Wright ... born January 9, 1990 in Savannah, Ga. ... son of Gene and Patricia Wright ... has a brother, Antonio Wright ... has a daughter, Aubri Wright ... majoring in criminal justice.

WRIGHT'S CAREER STATISTICS - BIG EAST GAMES

Year	GP-GS	Min-Avg	Total FG-FGA	Pct	3-FGs FG-FGA	Pct	FTs FT-FTA	Pct	Rebounds Off-Def-Tot	Avg	PF	FO	Ast	TO	Blk	Stl	Pts-Avg
2009-10	17-3	264-15.5	35-78	.449	10-30	.333	18-29	.621	3-23-26	1.5	33	0	25	20	0	11	98-5.8
2010-11	18-18	477-26.5	49-124	.395	16-52	.308	45-62	.726	9-36-45	2.5	38	0	70	41	0	18	159-8.8
TOTAL	35-21	741-21.2	84-202	.416	26-82	.317	63-91	.692	12-59-71	2.0	71	0	95	61	0	29	257-7.3

WRIGHT'S CAREER STATISTICS - ALL GAMES

Year	GP-GS	Min-Avg	Total FG-FGA	Pct	3-FGs FG-FGA	Pct	FTs FT-FTA	Pct	Rebounds Off-Def-Tot	Avg	PF	FO	Ast	TO	Blk	Stl	Pts-Avg
2009-10	34-11	628-18.5	64-180	.356	18-70	.257	38-64	.594	19-49-68	2.0	62	0	69	52	0	25	184-5.4
2010-11	35-34	889-25.4	98-236	.415	32-91	.352	84-113	.743	10-71-81	2.3	66	0	138	73	2	47	312-8.9
TOTAL	69-45	1517-22.0	162-416	.389	50-161	.311	122-177	.689	29-120-149	2.2	128	0	207	125	2	72	496-7.2

2010-11 GAME-BY-GAME STATISTICS (SOPHOMORE)

Opponent	Date	GS	Min	TOTAL FG-FGA	Pct	3-PTS 3FG-FGA	Pct	FT-FTA	Pct	REBOUNDS Off-Def-Tot	A	TO	Blk	Stl	Pts
MOUNT ST. MARY'S	11/15/10	*	22	1-4	.250	0-1	.000	1-6	.167	0-2-2	4	5	0	3	3
IPFW	11/20/10	*	31	3-7	.429	0-3	.000	2-5	.400	0-1-1	4	2	0	4	8
FLORIDA A&M	11/22/10	*	31	5-12	.417	4-8	.500	4-5	.800	0-4-4	8	0	0	2	18
SAVANNAH STATE	11/24/10	*	33	3-7	.429	1-2	.500	4-4	1.000	0-3-3	3	4	0	1	11
vs Dayton	11/27/10	*	20	2-5	.400	0-2	.000	2-2	1.000	0-3-3	5	1	0	1	6
WRIGHT STATE	12/01/10	*	21	4-7	.571	0-1	.000	2-2	1.000	0-1-1	3	0	0	1	10
at TOLEDO	12/04/10	*	17	4-6	.667	0-0	.000	2-2	1.000	0-1-1	4	2	0	1	10
UTAH VALLEY	12/11/10	*	26	5-10	.500	5-9	.556	0-0	.000	0-4-4	2	0	0	4	15
GEORGIA SOUTHERN	12/14/10	*	19	3-4	.750	1-1	1.000	2-2	1.000	0-3-3	7	2	0	1	9
at Oklahoma	12/18/10	*	26	3-7	.429	2-3	.667	4-4	1.000	1-2-3	2	3	0	0	12
at Miami	12/21/10	*	32	5-8	.625	1-2	.500	1-2	.500	0-2-2	3	3	2	3	12
ST. FRANCIS (PA.)	12/23/10	*	3	2-2	1.000	1-1	1.000	1-2	.500	0-0-0	1	0	0	3	6
DEPAUL	12/28/10	*	16	2-8	.250	0-3	.000	0-0	.000	1-1-2	4	0	0	1	4
SETON HALL	12/31/10	*	21	1-6	.167	0-3	.000	4-4	1.000	0-3-3	4	1	0	2	6
XAVIER	01/06/11	*	27	1-5	.200	0-1	.000	8-8	1.000	0-2-2	4	2	0	1	10
at Villanova	01/09/11	*	22	0-3	.000	0-1	.000	7-10	.700	0-1-1	0	3	0	0	7
USF	01/12/11	*	30	1-7	.143	1-4	.250	8-10	.800	0-3-3	5	1	0	0	11
at Syracuse	01/15/11	*	24	2-5	.400	2-4	.500	0-0	.000	1-0-1	4	1	0	1	6
at Notre Dame	01/19/11	*	23	3-7	.429	1-3	.333	0-0	.000	0-3-3	6	1	0	0	7
at St. John's	01/22/11	*	33	4-6	.667	2-3	.667	0-0	.000	2-1-3	4	8	0	0	10
RUTGERS	01/26/11	*	26	0-0	.000	0-0	.000	2-4	.500	0-0-0	4	2	0	1	2
WEST VIRGINIA	01/29/11	*	17	9-13	.692	4-6	.667	2-4	.500	1-2-3	1	2	0	1	24
at PITT	02/05/11	*	26	1-6	.167	0-1	.000	4-6	.667	0-4-4	3	4	0	1	6
at DePaul	02/08/11	*	28	4-7	.571	1-1	1.000	1-1	1.000	0-2-2	5	2	0	1	10
ST. JOHN'S	02/13/11	*	31	2-5	.400	1-3	.333	0-0	.000	0-1-1	2	2	0	0	5
LOUISVILLE	02/16/11	*	29	7-15	.467	2-6	.333	4-5	.800	1-2-3	2	2	0	2	20
at Providence	02/19/11	*	37	3-8	.375	0-2	.000	5-6	.833	0-4-4	11	3	0	1	11
at Georgetown	02/23/11	*	31	2-7	.286	0-2	.000	2-3	.667	1-4-5	2	2	0	3	6
CONNECTICUT	02/27/11	*	24	0-5	.000	0-2	.000	3-4	.750	1-2-3	4	3	0	2	3
at Marquette	03/02/11	*	34	6-9	.667	2-4	.500	1-3	.333	1-1-2	5	2	0	1	15
GEORGETOWN	03/05/11	*	25	2-7	.286	0-4	.000	2-2	1.000	0-2-2	4	2	0	1	6
vs USF	03/09/11	*	26	0-5	.000	0-2	.000	2-2	1.000	0-3-3	3	3	0	1	2
vs Notre Dame	03/10/11	*	16	1-2	.500	0-0	.000	0-0	.000	0-1-1	2	0	0	0	2
vs Missouri	03/17/11	*	32	4-11	.364	1-2	.500	2-2	1.000	0-1-1	7	3	0	1	11
vs Connecticut	03/19/11	*	30	3-10	.300	0-1	.000	2-3	.667	0-2-2	6	2	0	2	8
Totals			34	889	.415	32-91	.352	84-113	.743	10-71-81	138	73	2	47	312

2009-10 GAME-BY-GAME STATISTICS (FRESHMAN)


Opponent	Date	GS	Min	TOTAL FG-FGA	Pct	3-PTS 3FG-FGA	Pct	FT-FTA	Pct	REBOUNDS O-D-T	A	TO	BLK	Stl	Pts
PRAIRIE VIEW	11/16	*	22	4-9	.444	2-5	.400	2-7	.286	3-2-5	1	2	0	2	12
TOLEDO	11/18	*	24	3-6	.500	1-3	.333	0-0	.000	0-0-0	3	1	0	2	7
vs. Vanderbilt	11/23	*	24	2-13	.154	0-1	.000	0-0	.000	0-1-1	3	1	0	1	4
vs. Maryland	11/24	*	16	1-6	.167	0-2	.000	4-5	.800	0-0-0	0	1	0	0	6
vs. Gonzaga	11/25	*	21	2-8	.250	2-4	.500	0-0	.000	1-2-3	1	1	0	0	6
TEXAS SOUTHERN	12/1	*	16	0-4	.000	0-2	.000	1-4	.250	1-0-1	3	3	0	0	1
MIAMI (OH)	12/10		29	4-8	.500	1-4	.250	3-4	.750	0-1-1	1	1	0	1	12
at Xavier	12/13	*	32	1-4	.250	0-0	.000	2-4	.500	0-3-3	4	2	0	0	4
at UAB	12/16	*	15	0-5	.000	0-2	.000	0-0	.000	1-2-3	2	3	0	2	0
LIPSCOMB	12/19		9	0-0	.000	0-0	.000	0-0	.000	1-1-2	4	2	0	0	0
WINTHROP	12/22		22	2-4	.500	1-3	.333	0-0	.000	1-2-3	3	0	0	1	5
CONNECTICUT	12/30		6	1-3	.333	1-1	1.000	0-0	.000	0-1-1	1	3	0	0	3
at Rutgers	1/2		7	1-1	1.000	0-0	.000	1-2	.500	0-0-0	0	1	0	0	3
PITTSBURGH	1/4		4	0-1	.000	0-0	.000	0-0	.000	0-0-0	0	0	0	0	0
CAL STATE BAKERSFIELD	1/6		23	2-6	.333	0-2	.000	2-2	1.000	1-1-2	4	3	0	1	6
at Seton Hall	1/9		15	3-4	.750	1-1	1.000	0-0	.000	0-2-2	5	1	0	1	7
at St. John's	1/13		9	2-2	1.000	0-0	.000	0-0	.000	0-0-0	0	1	0	1	4
NOTRE DAME	1/16						DNP								
USF	1/20		4	0-0	.000	0-0	.000	0-0	.000	0-0-0	0	1	0	0	0
at Louisville	1/24		19	4-7	.571	2-2	1.000	2-2	1.000	1-1-2	1	1	0	0	12
PROVIDENCE	1/30	*	30	9-11	.818	3-4	.750	3-7	.429	0-4-4	5	0	0	3	24
at Notre Dame	2/4	*	24	1-9	.111	0-6	.000	2-2	1.000	0-1-1	1	0	0	3	4
SYRACUSE	2/7		21	3-9	.333	1-3	.333	0-0	.000	0-0-0	1	0	0	0	7
at Connecticut	2/13		17	0-3	.000	0-2	.000	2-4	.500	0-1-1	0	2	0	0	2
at USF	2/16		26	5-10	.500	0-3	.000	4-6	.667	1-4-5	0	1	0	1	14
MARQUETTE	2/21	*	25	1-4	.250	0-1	.000	0-0	.000	0-3-3	4	2	0	0	2
DEPAUL	2/24		19	2-3	.667	0-0	.000	1-2	.500	0-2-2	2	2	0	1	5
at West Virginia	2/27		13	1-4	.250	1-2	.500	2-2	1.000	1-1-2	1	1	0	0	5
VILLANOVA	3/2		13	1-4	.250	0-3	.000	0-0	.000	0-3-3	1	3	0	1	2
at Georgetown	3/6		12	1-3	.333	1-2	.500	1-2	.500	0-0-0	3	1	0	0	4
vs. Rutgers	3/9		18	3-7	.429	0-3	.000	1-1	1.000	2-2-4	3	2	0	1	7
vs. Louisville	3/10		20	1-6	.167	0-2	.000	1-4	.250	2-3-5	2	2	0	0	3
vs. West Virginia	3/11		29	0-5	.000	0-2	.000	2-2	1.000	2-3-5	3	5	0	0	2
WEBER STATE	3/17		14	3-5	.600	1-3	.333	0-0	.000	1-1-2	5	0	0	1	7
DAYTON	3/22		30	1-6	.167	0-2	.000	2-2	1.000	0-2-2	2	3	0	2	4
Totals			11	628	.356	18-70	.257	38-64	.594	19-49-68	69	52	0	25	184

**CASHMERE WRIGHT****JR • GUARD • 6-0 • 175**

SAVANNAH, GA.

URBAN CHRISTIAN ACADEMY

1



DION DIXON

SR • GUARD • 6-3 • 195
CHICAGO, ILL.
CRANE TECHNICAL PREP

3

DIXON'S SEASON & CAREER HIGHS

Season		Career
23 at Miami (Ohio), 12/21/2010	Points	23 at Miami (Ohio), 12/21/2010
6 at Syracuse, 1/15/11	3-Pointers Made	6 at Syracuse, 1/15/11
9 vs. Xavier, 1/6/2011	Rebounds	10, twice (last vs. Vanderbilt, 11/23/09)
6 vs. Seton Hall, 12/31/10	Assists	6 vs. Seton Hall, 12/31/10
3, 5x (last at Marquette, 3/2/11)	Steals	3, 5x (last at Marquette, 3/2/11)
1 vs. Mount St. Mary's, 11/15/10	Blocked Shots	2, twice (last vs. Connecticut, 1/10/09)
33 vs. Mount St. Mary's, 11/15/10	Minutes	36 vs. Eastern Kentucky, 12/20/08

DIXON'S MISCELLANEOUS STATISTICS

Category	2010-11	Career
Double-Figure Scoring Games	23	39
Double-Figure Rebounding Games	0	2
Double-Double Games	0	1
Games Led UC in Scoring	9	12
Games Led UC in Rebounding	2	4
Games Led UC in Assists	7	12
Games With 3+ Assists	11	20
Games With 3+ Blocks	0	0
Games With 3+ Steals	6	6
Games With 3+ Three-Pointers	7	14

Pronunciation: DEE-on Dixon

2010-11 Season (Junior): Started in 30 of 35 games played, averaging 26.8 minutes ... led Bearcats in scoring in nine games ... scored in double figures in 23 games ... totaled five points and two rebounds vs. UConn (3/19) in NCAA Tournament Third Round ... scored 16 points and grabbed six boards vs. Missouri (3/17) in NCAA Tournament Second Round ... put up 14 points with four rebounds and three assists vs. Georgetown (3/5) ... had 17 points and three steals at Georgetown (2/23) ... scored 16 points at Providence (2/19) ... scored 12 points with three rebounds vs. St. John's (2/13) ... scored nine points, dished out four assists and tied his career high with three steals vs. West Virginia (1/29) ... scored 14 points with a career high tying three steals and four rebounds vs. Rutgers (1/26) ... scored 18 points after making a career-high six three-point field goals at Syracuse (1/15) ... scored 16 points and grabbed six first-half rebounds vs. USF (1/12) ... scored 16 points and grabbed a season-high nine rebounds vs. Xavier (1/6) ... dished out a career-high six assists and scored nine points vs. Seton Hall (12/31)

... scored 16 points vs. DePaul (12/28) ... scored a career-high 23 points and added a season-high seven rebounds at Miami (Ohio) (12/21) ... scored 12 points against Georgia Southern (12/14) and at Oklahoma (12/18) ... posted 15 points and dished out a season-high four assists vs. Utah Valley (12/11) ... shot 60 percent from the floor scoring a game-high 17 points at Toledo, his third consecutive double-digit scoring game ... posted 20 points vs. Dayton (11/27) ... Scored 14 points and made four 3-pointers vs. Florida A&M (11/22).

2009-10 Season (Sophomore): Was the Bearcats' top reserve, averaging 4.6 points and 2.0 rebounds in 32 games off the bench ... notched first double-figure scoring effort in 10 games with 12 points off the bench vs. Marquette (2/21) ... scored all six points in a key three-minute stretch of the second half to help UC defeat Connecticut (2/13) ... dished out a season-high four assists and tied a career high with two steals in two-point win over No. 10 Connecticut (12/30) ... scored 13 of 15 points in the first half of UC's win over Lipscomb (12/19) ... poured in a team-high 13 points at UAB (12/16) ... scored 13 points and added three boards and three assists in his only start of the season vs. Texas Southern (12/1) ... notched first career double-double with 12 points and a career-high tying 10 rebounds against Vanderbilt (11/23).

2008-09 Season (Freshman): Team's top scorer off the bench averaging 7.3 ppg ... recorded fourth double-figure scoring game in a five-game stretch with a career-high 18 points at Syracuse (3/1) ... scored 10 points for the third straight game on 4-of-5 shooting vs. No. 7/7 Louisville (2/21) ... poured in 10 points at No. 4/4 Pittsburgh (2/14) ... added 10 points off the bench and tied a season-high with five assists vs. St. John's (2/11) ... poured in all of his 10 points in the second half in win over No. 25/23 Georgetown ... scored seven points, including a key four-point play, in UC's win over St. John's (1/22) ... tied a then career-high with 14 points on a career-high four 3-pointers at Providence (1/19) ... added seven points, grabbed five rebounds, and tied season-high with two steals vs. Rutgers (1/14) ... scored eight points, grabbed eight rebounds, and dished out four assists vs. Eastern Kentucky (12/20) ... posted 14 points vs. Mississippi State (12/18) ... registered 11 points vs. Xavier (12/13) ... scored five points and grabbed five rebounds in first career start against UAB (12/6) ... posted 13 points (5-of-7), including three 3-pointers in win over UNLV (11/29) ... grabbed a season-high 10 rebounds vs. Texas Southern (11/18).

Prior to Cincinnati: Played his prep career at Crane Technical Prep in Chicago ... averaged 21.8 points, 5.6 rebounds, and 2.2 steals per game as a senior ... led the city in scoring ... earned special mention all-state from the Associated Press in 2008 ... named to the honor roll while in school.

Personal: Full name is Diontae Dwayne Dixon ... born Dec. 24, 1989 in Chicago, Ill. ... son of Toni Dixon and Donnie Harris ... has a twin sister D'Anna ... majoring in criminal justice.

DIXON'S CAREER STATISTICS - BIG EAST GAMES

Year	GP-GS	Min-Avg	Total		3-FGs		FT-FTA	Pct	Rebounds		PF	FO	Ast	TO	Blk	Stl	Pts-Avg
			FG-FGA	Pct	FG-FGA	Pct			Off-Def-Tot	Avg							
2008-09	18-0	403-22.4	47-123	.382	22-73	.301	22-34	.647	19-28-47	2.6	35	1	24	20	2	7	138-7.7
2009-10	17-0	240-14.1	17-58	.293	3-20	.150	14-21	.667	10-15-25	1.5	19	0	17	13	0	7	51-3.0
2010-11	18-14	483-26.8	59-159	.371	24-72	.333	37-50	.740	21-27-48	2.7	27	0	36	36	0	22	179-9.9
TOTAL	53-14	1126-21.2	123-340	.362	49-165	.297	73-105	.695	50-70-120	2.3	81	1	77	59	2	36	368-6.9

DIXON'S CAREER STATISTICS - ALL GAMES


Year	GP-GS	Min-Avg	Total		3-FGs		FT-FTA	Pct	Rebounds		PF	FO	Ast	TO	Blk	Stl	Pts-Avg
			FG-FGA	Pct	FG-FGA	Pct			Off-Def-Tot	Avg							
2008-09	32-5	700-21.9	76-207	.367	36-118	.305	46-69	.667	40-59-99	3.1	52	1	44	36	5	16	234-7.3
2009-10	33-1	522-15.8	54-154	.351	14-65	.215	39-52	.750	28-39-67	2.0	40	0	36	30	2	16	161-4.9
2010-11	35-30	938-26.8	132-318	.415	48-135	.356	93-122	.762	40-63-103	2.9	44	0	65	44	1	36	405-11.6
TOTAL	100-36	2160-21.6	262-679	.386	98-318	.308	178-243	.733	108-161-269	2.7	136	1	145	110	8	68	800-8.0

2010-11 GAME-BY-GAME STATISTICS (JUNIOR)

Opponent	Date	GS	Min	TOTAL FG-FGA	Pct.	3-PTS 3FG-FGA	Pct.	FT-FTA	Pct.	REBOUNDS O-D-T	A	TO	BLK	Stl	Pts.	
MOUNT ST. MARY'S	11/15/10	*	33	1-6	.167	0-0	.000	1-2	.500	3-3-6	0	3	1	2	3	
IPFW	11/20/10	*	26	4-8	.500	0-4	.000	2-3	.667	0-0-0	1	2	0	0	10	
FLORIDA A&M	11/22/10	*	24	5-9	.556	4-6	.667	0-0	.000	0-1-1	3	1	0	1	14	
SAVANNAH STATE	11/24/10	*	30	2-5	.400	0-2	.000	5-6	.833	1-1-2	3	1	0	1	9	
vs Dayton	11/27/10	*	22	7-12	.583	3-6	.500	3-5	.600	0-3-3	2	1	0	2	20	
WRIGHT STATE	12/01/10	*	25	4-8	.500	1-3	.333	2-3	.667	0-1-1	0	1	0	0	11	
at TOLEDO	12/04/10	*	20	6-10	.600	4-8	.500	1-2	.500	1-2-3	1	0	0	0	17	
UTAH VALLEY	12/11/10	*	26	4-9	.444	2-4	.500	5-6	.833	1-2-3	4	1	0	0	15	
GEORGIA SOUTHERN	12/14/10	*	17	4-12	.333	1-2	.500	3-3	1.000	0-1-1	2	1	0	0	12	
at Oklahoma	12/18/10	*	27	4-8	.500	0-2	.000	4-6	.667	0-3-3	1	0	0	3	12	
at Miami (Ohio)	12/21/10	*	32	7-16	.438	1-4	.250	8-10	.800	2-5-7	2	0	0	1	23	
ST. FRANCIS (PA.)	12/23/10	*	18	3-6	.500	1-1	1.000	0-0	.000	2-1-3	3	1	0	0	7	
DEPAUL	12/28/10	*	29	4-10	.400	0-2	.000	8-10	.800	2-0-2	2	3	0	2	16	
SETON HALL	12/31/10	*	34	3-9	.333	0-4	.000	3-3	1.000	0-1-1	6	0	0	0	9	
XAVIER	01/06/11	*	36	6-15	.400	1-4	.250	3-4	.750	4-5-9	0	1	0	2	16	
at Villanova	01/09/11	*	30	3-14	.214	0-5	.000	2-3	.667	4-2-6	0	0	0	2	8	
USF	01/12/11	*	28	4-8	.500	1-4	.250	2-4	.500	1-5-6	0	1	0	0	11	
at Syracuse	01/15/11	*	33	6-12	.500	6-11	.545	0-1	.000	2-0-2	2	0	0	3	18	
at Notre Dame	01/19/11	*	32	4-10	.400	2-4	.500	0-0	.000	0-2-2	2	1	0	0	10	
at St. John's	01/22/11	*	13	0-2	.000	0-2	.000	0-0	.000	1-0-1	1	2	0	0	0	
RUTGERS	01/26/11	*	25	2-9	.222	2-4	.500	8-10	.800	1-3-4	1	4	0	3	14	
WEST VIRGINIA	01/29/11	*	32	3-12	.250	1-6	.167	2-4	.500	2-2-4	4	1	0	3	9	
at PITT	02/05/11	*	22	0-4	.000	0-0	.000	0-0	.000	1-1-2	3	2	0	0	0	
at DePaul	02/08/11	*	20	2-4	.500	0-1	.000	0-0	.000	1-1-2	1	2	0	0	4	
ST. JOHN'S	02/13/11	*	23	4-12	.333	2-6	.333	2-2	1.000	2-1-3	2	1	0	0	12	
LOUISVILLE	02/16/11	*	23	1-3	.333	0-0	.000	0-1	.000	0-3-3	3	3	0	1	2	
at Providence	02/19/11	*	29	7-12	.583	2-5	.400	0-0	.000	1-2-3	2	2	0	1	16	
at Georgetown	02/23/11	*	26	5-8	.625	3-4	.750	4-4	1.000	0-1-1	1	2	0	3	17	
CONNECTICUT	02/27/11	*	22	3-7	.429	1-4	.250	0-0	.000	0-0-0	0	1	0	1	7	
at Marquette	03/02/11	*	36	5-13	.385	2-5	.400	0-0	.000	2-0-2	3	0	0	3	12	
GEORGETOWN	03/05/11	*	26	3-10	.300	2-5	.400	6-8	.750	1-3-4	3	1	0	0	14	
vs USF	3/9/2011	*	31	5-9	.556	3-4	.750	8-9	.889	2-4-6	3	2	0	2	21	
vs Notre Dame	3/10/11	*	34	5-11	.455	3-9	.333	2-3	.667	0-1-1	1	1	0	0	15	
vs Missouri	3/17/11	*	27	5-13	.385	0-3	.000	6-7	.857	3-3-6	1	1	0	0	16	
vs Connecticut	03/19/11	*	27	1-2	.500	0-1	.000	3-3	1.000	0-0-0	2	1	0	0	5	
Totals			30	938	132-318	.415	48-135	.356	93-122	.762	40-63-103	65	44	1	36	405

2009-10 GAME-BY-GAME STATISTICS (SOPHOMORE)

Opponent	Date	GS	Min	TOTAL		3-PTS		REBOUNDS				A	TO	BLK	Stl	Pts.
				FG-FGA	Pct.	3FG-FGA	Pct.	FT-FTA	Pct.	O-D-T						
PRAIRIE VIEW A&M	11/16		22	2-5	.400	1-4	.250	0-0	.000	1-2-3	1	0	0	2	5	
TOLEDO	11/18		15	1-3	.333	0-2	.000	0-0	.000	0-0-0	0	1	0	1	2	
vs. Vanderbilt	11/23		30	5-12	.417	1-4	.250	1-1	1.000	3-7-10	1	2	1	0	12	
vs. Maryland	11/24		16	4-7	.571	0-1	.000	0-0	.000	4-1-5	1	1	0	0	8	
vs. Gonzaga	11/25		25	2-8	.250	1-6	.167	0-0	.000	0-1-1	2	0	0	0	5	
TEXAS SOUTHERN	12/1	*	20	5-7	.714	2-3	.667	1-1	1.000	1-2-3	3	3	0	0	13	
MIAMI (OH)	12/10		21	2-5	.400	0-2	.000	4-6	.667	3-1-4	2	1	0	1	8	
at Xavier	12/13		12	0-3	.000	0-1	.000	3-4	.750	1-0-1	1	0	0	1	3	
at UAB	12/16		26	4-11	.364	2-6	.333	3-4	.750	1-2-3	0	1	1	0	13	
LIPSCOMB	12/19		22	6-11	.545	1-4	.250	2-2	1.000	2-0-2	1	2	0	1	15	
WINTHROP	12/22		23	2-7	.286	0-3	.000	5-6	.833	0-1-1	3	2	0	2	9	
CONNECTICUT	12/30		15	0-1	.000	0-0	.000	0-0	.000	0-0-0	4	0	0	2	0	
at Rutgers	1/2		22	2-5	.400	0-1	.000	2-2	1.000	2-1-3	2	0	0	1	6	
PITTSBURGH	1/4		13	1-2	.500	0-0	.000	4-4	1.000	0-1-1	1	0	0	0	6	
CAL STATE BAKERSFIELD	1/6		23	4-9	.444	3-5	.600	2-3	.667	0-0-0	4	1	0	0	13	
at Seton Hall	1/9		9	0-1	.000	0-1	.000	0-0	.000	1-0-1	1	2	0	0	0	
at St. John's	1/13		15	0-5	.000	0-2	.000	2-2	1.000	0-0-0	0	1	0	0	2	
NOTRE DAME	1/16		24	2-9	.222	0-2	.000	3-3	1.000	2-3-5	2	0	0	0	7	
USF	1/20		22	3-8	.375	0-2	.000	0-0	.000	0-1-1	0	2	0	1	6	
at Louisville	1/24		10	0-1	.000	0-1	.000	0-0	.000	0-1-1	1	2	0	0	0	
PROVIDENCE	1/30		2	0-0	.000	0-0	.000	0-2	.000	0-0-0	0	2	0	0	0	
at Notre Dame	2/4		1	0-1	.000	0-1	.000	0-0	.000	0-2-2	0	0	0	0	0	
SYRACUSE	2/7		5	0-1	.000	0-1	.000	0-0	.000	0-0-0	0	0	0	0	0	
at Connecticut	2/13		16	3-5	.600	0-1	.000	0-0	.000	2-1-3	0	1	0	0	6	
at USF	2/16		20	1-3	.333	0-0	.000	1-2	.500	1-1-2	1	1	0	0	3	
MARQUETTE	2/21		32	4-8	.500	3-4	.750	1-4	.250	2-1-3	3	0	0	2	12	
DEPAUL	2/24		28	1-7	.143	0-3	.000	1-2	.500	0-3-3	1	1	0	1	3	
at West Virginia	2/27		5	0-1	.000	0-1	.000	0-0	.000	0-0-0	1	1	0	0	0	
VILLANOVA	3/2		1	0-0	.000	0-0	.000	0-0	.000	0-0-0	0	0	0	0	0	
vs. Louisville	3/10		5	0-2	.000	0-2	.000	0-0	.000	1-2-3	0	0	0	0	0	
vs. West Virginia	3/11		11	0-1	.000	0-0	.000	2-2	1.000	0-1-1	0	2	0	0	2	
WEBER STATE	3/17		6	0-3	.000	0-0	.000	2-2	1.000	1-3-4	0	1	0	1	2	
DAYTON	3/22		5	0-2	.000	0-2	.000	0-0	.000	0-1-1	0	0	0	0	0	
Totals			1	522	54-154	.351	14-65	.215	39-52	.750	28-39-67	36	30	2	16	161



DION DIXON

SR • GUARD • 6-3 • 195

CHICAGO, ILL.

CRANE TECHNICAL PREP

3

2008-09 GAME-BY-GAME STATISTICS (FRESHMAN)

Opponent	Date	GS	Min	TOTAL		3-PTS		REBOUNDS		A	TO	BLK	Stl	Pts.	
				FG-FGA	Pct.	3FG-FGA	Pct.	FT-FTA	Pct.						O-D-T
SOUTH DAKOTA	11/16/08		26	3-7	.429	2-5	.400	0-0	.000	0-1-1	1	0	0	2	8
TEXAS SOUTHERN	11/18/08		19	2-6	.333	0-1	.000	0-3	.000	6-4-10	5	3	1	1	4
WESTERN ILLINOIS	11/22/08		20	1-5	.200	1-4	.250	2-2	1.000	0-5-5	0	1	2	0	5
COASTAL CAROLINA	11/24/08		16	1-4	.250	0-3	.000	0-0	.000	1-2-3	2	1	0	0	3
vs Florida State	11/28/08		13	1-2	.500	0-1	.000	1-2	.500	2-0-2	0	3	0	0	3
at UNLV	11/29/08		20	5-7	.714	3-5	.600	0-0	.000	1-2-3	1	0	0	0	13
UAB	12/6/08	*	21	1-4	.250	0-1	.000	3-4	.750	1-4-5	2	1	0	1	5
XAVIER	12/13/08		18	3-6	.500	0-2	.000	5-6	.833	2-0-2	0	1	0	0	11
CHARLESTON SO.	12/15/08	*	20	0-8	.000	0-3	.000	2-3	.667	1-3-4	2	0	0	0	2
vs Mississippi State	12/18/08	*	25	3-7	.429	2-4	.500	6-9	.667	1-2-3	1	2	0	2	14
EASTERN KENTUCKY	12/20/08	*	36	2-10	.200	2-5	.400	2-2	1.000	3-8	4	1	0	1	8
ARK-PINE BLUFF	12/22/08		24	4-8	.500	3-5	.600	0-0	.000	1-0-1	0	0	0	2	11
at Memphis	12/29/08	*	14	1-3	.333	0-1	.000	2-2	1.000	1-2-3	0	2	0	0	4
at Marquette	01/04/09		15	1-5	.200	1-5	.200	0-0	.000	1-1-2	1	2	0	1	3
PROVIDENCE	01/07/09		18	3-11	.273	0-5	.000	2-2	1.000	2-3-5	2	0	0	0	8
CONNECTICUT	01/10/09		21	3-6	.500	1-2	.500	0-0	.000	1-1-2	0	1	2	1	7
RUTGERS	01/14/09		20	3-7	.429	0-1	.000	1-2	.500	2-3-5	0	0	0	2	7
at DePaul	01/17/09		31	1-6	.167	1-4	.250	2-4	.500	1-2-3	2	2	0	0	5
at Providence	01/19/09		31	5-11	.455	4-8	.500	0-0	.000	1-0-1	1	1	0	0	14
at St. John's	01/22/09		25	2-6	.333	1-3	.333	2-3	.667	0-1-1	1	1	0	0	7
GEORGETOWN	01/28/09		20	3-8	.375	3-7	.429	1-2	.500	1-3-4	0	2	0	0	10
at Villanova	02/01/09		10	3-5	.600	2-4	.500	0-0	.000	1-0-1	0	2	0	0	8
NOTRE DAME	02/04/09		30	3-5	.600	1-2	.500	2-4	.500	0-2-2	2	0	1	1	9
at Georgetown	02/07/09		23	1-4	.250	0-3	.000	0-0	.000	0-1-1	2	3	0	0	2
ST. JOHN'S	02/11/09		30	3-5	.600	1-1	1.000	3-6	.500	0-3-3	5	3	0	2	10
at PITT	02/14/09		19	3-6	.500	1-2	.500	3-5	.600	1-0-1	1	0	0	0	10
LOUISVILLE	02/21/09		16	4-5	.800	2-2	1.000	0-0	.000	2-1-3	1	0	0	0	10
WEST VIRGINIA	02/26/09		20	3-5	.600	0-1	.000	0-0	.000	1-0-1	1	0	0	0	6
at Syracuse	03/01/09		30	1-5	.333	4-13	.308	4-4	1.000	1-4-5	3	1	0	0	18
at USF	03/03/09		20	1-9	.111	0-7	.000	2-2	1.000	3-3-6	1	0	0	0	4
SETON HALL	03/07/09		19	0-4	.000	0-3	.000	0-0	.000	1-0-1	1	2	0	0	0
vs DePaul	03/10/09		25	2-7	.286	1-5	.200	1-2	.500	1-1-2	2	1	0	0	6
Totals		5	700	76-207	.367	36-118	.303	46-69	.667	40-59-99	44	36	5	16	234



JUSTIN JACKSON

SO • FORWARD • 6-8 • 210

COCOA BEACH, FLA.

ARLINGTON COUNTRY DAY

5

JACKSON'S SEASON & CAREER HIGHS

2010-11 Season		Career
8, 2x (last at Pittsburgh, 2/5/11)	Points	8, 2x (last at Pittsburgh, 2/5/11)
1 vs. St. Francis, 12/23/10	3-Pointers Made	1 vs. St. Francis, 12/23/10
7 vs. Dayton, 11/27/10	Rebounds	7 vs. Dayton, 11/27/10
3 vs. Georgia Southern, 12/14/10	Assists	3 vs. Georgia Southern, 12/14/10
3 vs. Mount St. Mary's, 11/15/10	Steals	3 vs. Mount St. Mary's, 11/15/10
2, 4x (last vs. Connecticut, 2/27/11)	Blocked Shots	2, 4x (last vs. Connecticut, 2/27/11)
29, 2x (last at Georgetown, 2/23/11)	Minutes	29, 2x (last at Georgetown, 2/23/11)

JACKSON'S MISCELLANEOUS STATISTICS

Category	2010-11	Career
Double-Figure Scoring Games	0	0
Double-Figure Rebounding Games	0	0
Double-Double Games	0	0
Games Led UC in Scoring	0	0
Games Led UC in Rebounding	1	1
Games Led UC in Assists	2	2
Games With 3+ Assists	2	2
Games With 3+ Blocks	0	0
Games With 3+ Steals	2	2
Games With 3+ Three-Pointers	0	0

2010-11 Season (Freshman): Played in 35 games off the bench while averaging 12.9 minutes ... shot 52.7 percent from the field (39-of-74) on the season... scored five or more points in six games ... grabbed four or more rebounds in 14 games ... had four points and two rebounds at Marquette (3/2) ... scored four points with four rebounds vs. Connecticut (2/27) ... posted six points, six rebounds and two blocks at Georgetown (2/23) ... had five points and four rebounds at Providence (2/19) ... had six rebounds, three steals a block and an assist vs. St. John's (2/13) ... tied his career high with eight points and added six rebounds at Pittsburgh (2/5) ... scored a career-high eight points at St. John's (1/22) ... grabbed two rebounds and scored two points at Syracuse (1/15) ... scored three points, passed out an assist, blocked a shots and had two steals vs. USF (1/12) ... scored a career-high seven points and grabbed four rebounds vs. St. Francis (12/23) ... dished out three assists - a season high - and recorded five rebounds against Georgia Southern (12/14) ... posted a career high seven rebounds vs. Dayton (11/27) ... played 26 minutes in his collegiate debut vs. Mount St. Mary's (11/15) and grabbed four rebounds, made two assists and totaled three steals.

High School: Was ranked No. 92 among the *ESPN.com* 100 top recruits ... was the first player signed in the early signing period by UC ... is a power forward with strong defensive and rebounding skills ... played one season with fellow UC freshman Kelvin Gaines at Arlington Country Day in Jacksonville, Fla. ... helped the Apaches to the FHSAA Class 2A finals and a record of 21-6 as a senior ... spent his junior season at Montverde Academy playing for Kevin Sutton where he posted 15.0 points, 12.3 rebounds, and 3.1 blocks per game ... named to the Florida Association of Basketball Coaches (FABC) and Florida Sports Writer's Association (FSWA) State All-Independent teams.

Personal: Full name is Justin Jackson ... born Oct. 13, 1990 ... son of Shannan and Larry Jackson ... has two brothers and a sister ... majoring in criminal justice.

2010-11 GAME-BY-GAME STATISTICS (FRESHMAN)


Opponent	Date	GS	Min	TOTAL FG-FGA	Pct.	3FG-FGA	Pct.	FT-FTA	Pct.	REBOUNDS O-D-T	A	TO	BLK	Stl	Pts.
MOUNT ST. MARY'S	11/15/10	26	0-3	.000	0-1	.000	0-0	.000	1-3-4	2	0	2	3	0	1
IPFW	11/20/10	8	0-0	.000	0-0	.000	1-2	.500	0-1-1	0	0	0	0	0	1
FLORIDA A&M	11/22/10	10	0-1	.000	0-0	.000	1-2	.500	0-2-2	1	1	0	0	0	1
SAVANNAH STATE	11/24/10	3	0-1	.000	0-0	.000	0-0	.000	0-1-1	0	1	0	0	0	0
vs Dayton	11/27/10	18	2-2	1.000	0-0	.000	1-5	.200	3-4-7	1	1	2	1	5	
WRIGHT STATE	12/01/10	14	1-2	.500	0-0	.000	0-0	.000	2-1-3	2	0	1	2	2	
at TOLEDO	12/04/10	11	0-0	.000	0-0	.000	2-4	.500	0-0-0	0	1	0	2	2	
UTAH VALLEY	12/11/10	10	1-1	1.000	0-0	.000	0-0	.000	0-4-4	0	2	1	0	2	
GEORGIA SOUTHERN	12/14/10	17	2-3	.667	0-0	.000	0-1	.000	2-3-5	3	0	0	0	4	
at Oklahoma	12/18/10	6	1-1	1.000	0-0	.000	0-1	.000	0-1-1	0	1	0	0	2	
at Miami	12/21/10	7	1-1	1.000	0-0	.000	0-0	.000	0-1-1	0	0	0	0	2	
ST. FRANCIS (PA.)	12/23/10	15	3-5	.600	1-2	.500	0-0	.000	2-2-4	1	3	1	1	7	
DEPAUL	12/28/10	8	0-2	.000	0-0	.000	0-0	.000	0-1-1	1	0	0	0	0	
SETON HALL	12/31/10	2	0-0	.000	0-0	.000	0-0	.000	0-1-1	0	0	0	0	0	
XAVIER	01/06/11	2	0-0	.000	0-0	.000	0-0	.000	0-0-0	0	0	0	0	0	
at Villanova	01/09/11	22	1-1	1.000	0-0	.000	1-2	.500	1-2-3	0	1	1	2	3	
USF	01/12/11	10	1-1	1.000	0-0	.000	1-2	.500	0-0-0	1	2	1	2	3	
at Syracuse	01/15/11	12	1-4	.250	0-0	.000	0-0	.000	1-1-2	1	0	0	0	2	
at Notre Dame	01/19/11	10	0-0	.000	0-0	.000	0-0	.000	1-1-2	0	0	0	0	0	
at St. John's	01/22/11	29	4-6	.667	0-0	.000	0-0	.000	1-5-6	1	2	1	2	8	
RUTGERS	01/26/11	11	1-1	1.000	0-0	.000	0-0	.000	0-0-0	0	1	0	0	2	
WEST VIRGINIA	01/29/11	12	0-0	.000	0-0	.000	0-0	.000	0-0-0	0	0	1	0	0	
at PITT	02/05/11	17	4-6	.667	0-0	.000	0-1	.000	4-2-6	2	4	1	2	8	
at DePaul	02/08/11	2	0-0	.000	0-0	.000	0-0	.000	0-0-0	0	1	0	0	0	
ST. JOHN'S	02/13/11	27	1-3	.333	0-0	.000	0-1	.000	3-3-6	1	1	1	3	2	
LOUISVILLE	02/16/11	20	1-2	.500	0-0	.000	1-3	.333	1-3-4	3	1	0	1	3	
at Providence	02/19/11	15	2-3	.667	0-0	.000	1-2	.500	0-4-4	0	0	1	1	5	
at Georgetown	02/23/11	29	3-9	.333	0-0	.000	0-1	.000	2-4-6	2	1	2	1	6	
CONNECTICUT	02/27/11	19	2-2	1.000	0-0	.000	0-0	.000	1-3-4	2	6	2	0	4	
at Marquette	03/02/11	10	2-5	.400	0-0	.000	0-0	.000	2-0-2	0	1	0	2	4	
GEORGETOWN	03/05/11	7	0-0	.000	0-0	.000	1-2	.500	0-1-1	0	0	0	0	1	
vs USF	03/09/11	7	1-2	.500	0-0	.000	0-0	.000	1-0-1	0	1	0	0	2	
vs Notre Dame	03/10/11	14	2-4	.500	0-0	.000	0-4	.000	1-1-2	0	2	0	1	4	
vs Missouri	03/17/11	12	2-3	.667	0-0	.000	0-0	.000	1-3-4	0	1	0	0	4	
vs Connecticut	03/19/11	10	0-0	.000	0-0	.000	0-0	.000	0-0-0	0	1	0	0	0	
Totals		0	452	39-74	.527	1-3	.333	10-33	.303	30-58-88	24	36	18	26	89

JACKSON'S CAREER STATISTICS - BIG EAST GAMES

Year	GP-GS	Min-Avg	Total FG-FGA	Pct	3-FGs FG-FGA	Pct	FT-FTA	Pct	Rebounds Off-Def-Tot	Avg	PF	FO	Ast	TO	Blk	Stl	Pts-Avg
2010-11	18-0	262-14.6	23-45	.511	0-0	.000	5-14	.357	17-31-48	2.7	37	2	14	21	11	16	51-2.8
TOTAL	18-0	262-14.6	23-45	.511	0-0	.000	5-14	.357	17-31-48	2.7	37	2	14	21	11	16	51-2.8

JACKSON'S CAREER STATISTICS - ALL GAMES

Year	GP-GS	Min-Avg	Total FG-FGA	Pct	3-FGs FG-FGA	Pct	FT-FTA	Pct	Rebounds Off-Def-Tot	Avg	PF	FO	Ast	TO	Blk	Stl	Pts-Avg
2010-11	35-0	452-12.9	39-74	.527	1-3	.333	10-33	.303	30-58-88	2.5	71	2	24	36	18	26	89-2.5
TOTAL	35-0	452-12.9	39-74	.527	1-3	.333	10-33	.303	30-58-88	2.5	71	2	24	36	18	26	89-2.5



ALEX EPPENSTEINER

JR • GUARD • 6-3 • 210

CINCINNATI, OHIO

ELDER

10

Prior to Cincinnati: Two-year letterwinner at Elder High School ... averaged 14.0 points and led Elder in free throw percentage and blocked shots during senior season ... coached by Joe Schoenfeld ... helped 2008 squad to an 18-5 overall record.

Personal: Full name is Alex Joseph Eppenstein ... born Dec. 26, 1990 ... son of Janis and John Eppenstein ... has two brothers and one sister ... majoring in business.

EPPENSTEINER'S SEASON & CAREER HIGHS

2010-11 Season		Career
2, 2x (last vs. Georgetown, 3/5/11)	Points	2, 2x (last vs. Georgetown, 3/5/11)
—	3-Pointers Made	—
—	Rebounds	—
—	Assists	2 vs. Texas Southern, 12/1/09
1 vs. St. Francis, 12/23/2010	Steals	1 vs. St. Francis, 12/23/2010
—	Blocked Shots	—
3 vs. Georgia Southern, 12/14/10	Minutes	5 vs. Texas Southern, 12/1/09

EPPENSTEINER'S MISCELLANEOUS STATISTICS

Category	2010-11	Career
Double-Figure Scoring Games	0	0
Double-Figure Rebounding Games	0	0
Double-Double Games	0	0
Games Led UC in Scoring	0	0
Games Led UC in Rebounding	0	0
Games Led UC in Assists	0	0
Games With 3+ Assists	0	0
Games With 3+ Blocks	0	0
Games With 3+ Steals	0	0
Games With 3+ Three-Pointers	0	0

2010-11 Season (Sophomore): Played in seven games without a start, averaging 1.4 minutes ... Connected on his first-career field goal and tied his career high of two points vs. Georgetown (3/5) ... played two minutes vs. St. Francis (12/23) and recorded his first-career steal ... scored first collegiate basket against Georgia Southern (12/14) in season-high three minutes played ... played one minute at Toledo ... saw first action of season against Dayton (11/27).

2009-10 Season (Freshman): Saw first action since Jan. 6 in first-round NIT match-up against Weber State (3/17) ... dished out a season-high two assists on Dec. 1 against Texas Southern ... made collegiate debut in win over Toledo (11/18).

2010-11 GAME-BY-GAME STATISTICS (SOPHOMORE)

Opponent	Date	GS	Min	FG-FGA	Pct.	3FG-FGA	Pct.	FT-FTA	Pct.	O-D-T	A	TO	BLK	Stl	Pts.
vs Dayton	11/27/10	1	0-0	.000	0-0	.000	0-0	.000	0-0-0	0	0	0	0	0	0
at TOLEDO	12/04/10	1	0-0	.000	0-0	.000	0-0	.000	0-0-0	0	0	0	0	0	0
GEORGIA SO	12/14/10	3	0-1	.000	0-0	.000	2-2	1.000	0-0-0	0	0	0	0	0	2
ST. FRANCIS (PA.)	12/23/10	2	0-0	.000	0-0	.000	0-0	.000	0-0-0	0	0	0	0	1	0
GEORGETOWN	03/05/11	1	1-1	1.000	0-0	.000	0-0	.000	0-0-0	0	0	0	0	0	2
vs USF	03/09/11	1	0-0	.000	0-0	.000	0-0	.000	0-0-0	0	0	0	0	0	0
vs Missouri	03/17/11	1	0-0	.000	0-0	.000	0-0	.000	0-0-0	0	0	0	0	0	0
Totals		0	10	1-2	.500	0-0	.000	2-2	1.000	0-0-0	0	0	0	1	4

2009-10 GAME-BY-GAME STATISTICS (FRESHMAN)

Opponent	Date	GS	Min	FG-FGA	Pct.	3FG-FGA	Pct.	FT-FTA	Pct.	O-D-T	A	TO	BLK	Stl	Pts.
TOLEDO	11/18/09	1	0-1	.000	0-0	.000	0-0	.000	0-0-0	0	0	0	0	0	0
TEXAS SOUTHERN	12/01/09	5	0-1	.000	0-0	.000	0-0	.000	0-0-0	2	1	0	0	0	0
LIPSCOMB	12/19/09	2	0-0	.000	0-0	.000	0-0	.000	0-0-0	0	0	0	0	0	0
CS BAKERSFIELD	01/06/10	1	0-1	.000	0-1	.000	0-2	.000	0-0-0	0	0	0	0	0	0
WEBER STATE	03/17/10	1	0-0	.000	0-0	.000	0-0	.000	0-0-0	0	0	0	0	0	0
DAYTON	03/22/10	0	0-0	.000	0-0	.000	0-0	.000	0-0-0	0	0	0	0	0	0
Totals		0	10	0-3	.000	0-1	.000	0-2	.000	0-0-0	2	1	0	0	0

EPPENSTEINER'S CAREER STATISTICS - BIG EAST GAMES

Year	GP-GS	Min-Avg	Total FG-FGA	Pct	3-FGs FG-FGA	Pct	FTs FT-FTA	Pct	Rebounds Off-Def-Tot	Avg	PF	FO	Ast	TO	Blk	Stl	Pts-Avg
2009-10	0-0	0-0.0	0-0	.000	0-0	.000	0-0	.000	0-0-0	.000	0	0	0	0	0	0	0-0
2010-11	1-0	1-1.0	1-1	1.000	0-0	.000	0-0	.000	0-0-0	.000	0	0	0	0	0	0	2-2.0
TOTAL	1-0	1-1.0	1-1	1.000	0-0	.000	0-0	.000	0-0-0	.000	0	0	0	0	0	0	2-2.0

EPPENSTEINER'S CAREER STATISTICS - ALL GAMES

Year	GP-GS	Min-Avg	Total FG-FGA	Pct	3-FGs FG-FGA	Pct	FTs FT-FTA	Pct	Rebounds Off-Def-Tot	Avg	PF	FO	Ast	TO	Blk	Stl	Pts-Avg
2009-10	6-0	10-1.7	0-3	.000	0-1	.000	0-2	.000	0-0-0	0.0	1	0	2	1	0	0	0-0.0
2010-11	7-0	10-1.4	1-2	.500	0-0	.000	2-2	1.000	0-0-0	0.0	0	0	0	0	0	1	4-0.6
TOTAL	13-0	20-1.5	1-5	.200	0-1	.000	2-4	.500	0-0-0	0.0	1	0	2	1	0	1	4-0.3



SEAN KILPATRICK

SO • GUARD/FORWARD • 6-4 • 215

WHITE PLAINS, N.Y.

NOTRE DAME PREP (MASS.)

23

KILPATRICK'S SEASON & CAREER HIGHS

2010-11 Season		Career
26 vs. Wright State, 12/1/10	Points	26 vs. Wright State, 12/1/10
5 vs. Wright State, 12/1/10	3-Pointers Made	5 vs. Wright State, 12/1/10
7 vs. Connecticut, 2/27/11	Rebounds	7 vs. Connecticut, 2/27/11
5, at DePaul, 2/8/11	Assists	5, at DePaul, 2/8/11
3 at Villanova 1/9/11	Steals	3 at Villanova 1/9/11
1, 2x (last at Notre Dame, 1/19/11)	Blocked Shots	1, 2x (last at Notre Dame, 1/19/11)
28 vs. Wright State, 12/1/10	Minutes	28 vs. Wright State, 12/1/10

KILPATRICK'S MISCELLANEOUS STATISTICS

Category	2010-11	Career
Double-Figure Scoring Games	17	17
Double-Figure Rebounding Games	0	0
Double-Double Games	0	0
Games Led UC in Scoring	9	9
Games Led UC in Rebounding	1	1
Games Led UC in Assists	4	4
Games With 3+ Assists	8	8
Games With 3+ Blocks	0	0
Games With 3+ Steals	1	1
Games With 3+ Three-Pointers	6	6

2010-11 BIG EAST All-Rookie Team

BIG EAST Rookie of the Week (11/22/10 and 2/14/11)

2010-11 Season (Freshman): Played in 35 games with one start, averaging 20.6 minutes ... led UC with a .377 three-point shooting percentage (46-of-122) ... ranked second on the team in three-pointers made (46), third in scoring (9.7 points) and fourth in assists (52) ... led the Bearcats in scoring in nine games ... scored in double figures in 17 games ... grabbed four or more rebounds in 13 games ... made 38.7 percent of his three-point attempts (24-of-62) during BIG EAST play -- 13th-best in the league ... scored 13 points and grabbed three rebounds vs. Georgetown (3/5) ... recorded 11 points with seven rebounds vs. Connecticut (2/27) ... put up 18 points vs. Louisville (2/16) ... scored a team-high 15 points vs. St. John's (2/13) ... scored a team-high 19 points with a career-high five assists at DePaul (2/8) ... scored 16 points at Notre Dame (1/19) ... scored a game-high 18 points on 6-for-10 shooting, including 4-for-5 from three-point range vs. USF (1/12) ... scored 11 points and grabbed three rebounds at Villanova (1/9) ... scored a game-high 14 points in 18 minutes of action vs. Seton Hall (12/31) ... started first game of career and scored a game-high 21 points vs. St. Francis (12/23) ... scored 10 points and recorded his third consecutive game with four rebounds against Georgia Southern (12/4) ... recorded a career-high in points (26), three-

pointers (5) and minutes (28) against Wright State (12/1), shooting a perfect 5-for-5 from long range ... tied for the team high with 13 points against IPFW (11/20) and adding four rebounds, and two steals ... posted game-high 21 points in his collegiate debut vs. Mount St. Mary's ... first UC freshman to score in double figures in his debut since Yancy Gates in 2008-09.

2009-10 Season: Redshirted.

Prior to Cincinnati: Averaged 28.4 points, 7.0 rebounds, and 6.0 assists over four-year prep career at White Plains High School ... finished as the leading scorer in White Plains High School history ... a candidate for the McDonald's High School All-American Game ... participated in the Jordan Classic ... a three-time all-state, all-section, all-league, and all-county selection ... helped Notre Dame Prep to a 100-69 win over Apex (N.J.) in the 2009 Big Apple Invitational and was named the game's MVP with 21 points, seven assists, and four steals ... was coached by Ryan Hurd at Notre Dame Prep ... helped ND Prep to Top 10 ranking.

Personal: Full name is Sean Redell Kilpatrick ... born January 6, 1990 in Yonkers, New York ... son of Regina Williams and Sean Kilpatrick, Sr. ... has one brother and one sister ... majoring in exploratory studies.

2010-11 GAME-BY-GAME STATISTICS (FRESHMAN)

Opponent	Date	GS	Min	FG-FGA	Pct.	3FG-FGA	Pct.	FT-FTA	Pct.	O-D-T	A	TO	BLK	Stl	Pts.
MOUNT ST. MARY'S	11/15/10	24	6-11	.545	3-6	.500	6-7	.857	1-2-3	1	1	0	2	21	
IPFW	11/20/10	23	5-9	.556	2-5	.400	1-3	.333	2-2-4	1	4	1	2	13	
FLORIDA A&M	11/22/10	19	1-6	.167	1-4	.250	0-0	.000	1-1-2	4	2	0	1	3	
SAVANNAH STATE	11/24/10	11	1-3	.333	0-1	.000	0-0	.000	1-0-1	0	0	0	0	2	
vs Dayton	11/27/10	15	3-7	.429	2-5	.400	0-0	.000	0-1-1	0	2	0	0	8	
WRIGHT STATE	12/01/10	28	8-11	.727	5-5	1.000	5-6	.833	1-1-2	3	0	0	2	26	
at TOLEDO	12/04/10	25	3-9	.333	2-8	.250	1-2	.500	0-4-4	1	0	0	0	9	
UTAH VALLEY	12/11/10	21	1-4	.250	1-3	.333	1-2	.500	0-4-4	3	0	0	0	4	
GEORGIA SO.	12/14/10	23	3-8	.375	1-4	.250	3-3	1.000	0-4-4	3	2	0	1	10	
at Oklahoma	12/18/10	24	2-6	.333	1-3	.333	3-4	.750	4-2-6	1	1	0	0	8	
at Miami	12/21/10	12	0-3	.000	0-1	.000	0-0	.000	0-1-1	1	0	0	1	0	
ST. FRANCIS (PA.)	12/23/10 *	25	8-12	.667	3-5	.600	2-4	.500	2-1-3	2	1	0	1	21	
DEPAUL	12/28/10	19	1-4	.250	0-2	.000	0-1	.000	2-2-4	1	1	0	1	2	
SETON HALL	12/31/10	18	4-6	.667	2-3	.667	4-7	.571	0-6-6	1	1	0	0	14	
XAVIER	01/06/11	10	0-2	.000	0-1	.000	0-0	.000	0-1-1	1	2	0	1	0	
at Villanova	01/09/11	19	5-12	.417	0-4	.000	1-1	1.000	2-1-3	3	2	0	3	11	
USF	01/12/11	23	6-10	.600	4-5	.800	2-3	.667	1-2-3	3	0	0	0	18	
at Syracuse	01/15/11	24	4-9	.444	2-3	.667	1-2	.500	3-0-3	0	0	0	0	11	
at Notre Dame	01/19/11	25	6-12	.500	1-1	1.000	3-4	.750	2-0-2	1	3	1	1	16	
at St. John's	01/22/11	18	0-6	.000	0-3	.000	1-2	.500	1-2-3	2	2	0	0	1	
RUTGERS	01/26/11	20	2-8	.250	1-4	.250	2-2	1.000	1-2-3	1	0	0	0	7	
WEST VIRGINIA	01/29/11	19	3-9	.333	1-4	.250	0-0	.000	3-3-6	0	1	0	2	7	
at PITT	02/05/11	11	2-6	.333	0-2	.000	2-2	1.000	1-3-4	0	1	0	1	6	
at DePaul	02/08/11	27	6-11	.545	1-2	.500	6-9	.667	3-1-4	5	1	0	2	19	
ST. JOHN'S	02/13/11	22	4-11	.364	4-10	.400	3-4	.750	0-2-2	0	5	0	1	15	
LOUISVILLE	02/16/11	23	5-8	.625	2-4	.500	6-7	.857	0-2-2	0	1	0	2	18	
at Providence	02/19/11	13	3-4	.750	2-2	1.000	0-0	.000	1-0-1	0	1	0	0	8	
at Georgetown	02/23/11	21	0-4	.000	0-3	.000	0-0	.000	0-4-4	1	1	0	0	0	
CONNECTICUT	02/27/11	26	4-12	.333	1-4	.250	2-2	1.000	1-6-7	2	2	0	0	11	
at Marquette	03/02/11	20	3-6	.500	0-2	.000	0-1	.000	2-1-3	2	0	0	1	6	
GEORGETOWN	03/05/11	24	4-5	.800	3-4	.750	2-2	1.000	1-2-3	0	1	0	0	13	
vs USF	03/09/11	21	3-6	.500	0-2	.000	6-6	1.000	1-2-3	2	2	0	0	12	
vs Notre Dame	03/10/11	26	3-10	.300	1-3	.333	0-0	.000	1-0-1	2	1	0	0	7	
vs Missouri	03/17/11	22	4-7	.571	0-2	.000	2-3	.667	2-1-3	1	2	0	0	10	
vs Connecticut	03/19/11	19	1-4	.250	0-2	.000	0-1	.000	2-3-5	4	0	0	2	2	
Totals		1	720	114-261	.437	46-122	.377	65-90	.722	42-69-111	52	43	2	27	339

KILPATRICK'S CAREER STATISTICS - BIG EAST GAMES

Year	GP-GS	Min-Avg	Total FG-FGA	Pct	3-FGs FG-FGA	Pct	FT-FTA	Pct	Rebounds Off-Def-Tot	Avg	PF	FO	Ast	TO	Blk	Stl	Pts-Avg
2010-11	18-0	372-20.7	62-143	.434	24-62	.387	35-49	.714	24-39-63	3.5	23	0	22	23	1	14	183-10.2
TOTAL	18-0	372-20.7	62-143	.434	24-62	.387	35-49	.714	24-39-63	3.5	23	0	22	23	1	14	183-10.2

KILPATRICK'S CAREER STATISTICS - ALL GAMES

Year	GP-GS	Min-Avg	Total FG-FGA	Pct	3-FGs FG-FGA	Pct	FT-FTA	Pct	Rebounds Off-Def-Tot	Avg	PF	FO	Ast	TO	Blk	Stl	Pts-Avg
2010-11	35-1	720-20.6	114-261	.437	46-122	.377	65-90	.722	42-69-111	3.2	45	0	52	43	2	27	339-9.7
TOTAL	35-1	720-20.6	114-261	.437	46-122	.377	65-90	.722	42-69-111	3.2	45	0	52	43	2	27	339-9.7



YANCY GATES

SR • FORWARD • 6-9 • 260
CINCINNATI, OHIO
WITHROW

34

GATES' SEASON & CAREER HIGHS

2010-11 Season		Career
25 vs. USF, 3/9/11	Points	25 vs. USF, 3/9/11
2, vs. Missouri, 3/17/11	3-Pointers Made	2, vs. Missouri, 3/17/11
14 vs. Xavier, 1/6/11	Rebounds	14, 2x (last vs. Xavier, 1/6/11)
3, 4x (last vs. UConn, 2/27/11)	Assists	4 vs. Toledo, 11/18/09
4 vs. St. Francis, 12/23/10	Steals	4 vs. St. Francis, 12/23/10
4 vs. Florida A&M, 11/22/10	Blocked Shots	4, 3x (last vs. FAMU, 11/22/10)
37 vs. Xavier, 1/6/11	Minutes	40 at Xavier, 12/13/09

GATES' MISCELLANEOUS STATISTICS

Category	2010-11	Career
Double-Figure Scoring Games	24	64
Double-Figure Rebounding Games	7	14
Double-Double Games	7	13
Games Led UC in Scoring	8	23
Games Led UC in Rebounding	18	42
Games Led UC in Assists	2	2
Games With 3+ Assists	4	7
Games With 3+ Blocks	4	10
Games With 3+ Steals	2	3
Games With 3+ Three-Pointers	0	0

Member of 1,000-point club (32nd place - 1,107 points)

2010-11 Season (Junior): Played in 34 games with 28 starts, averaging a team-high 27.8 minutes ... ranked among the BIG EAST leaders (all games) in rebounding (10th - 6.9), field goal percentage (eighth - .511) and blocks (14th - 1.26) ... led the Bearcats in five categories: scoring average (11.9), rebounds (6.9), blocks (1.5), field goals made (162) and field goal shooting percentage (.511) ... posted a team-high seven double-doubles ... sparked UC's late season run, averaging 15.8 points and 8.1 rebounds while shooting 59.3 percent from the field (51-of-86) and 69.8 percent from the foul line (37-of-53) over the team's final nine games ... scored in double figures in 24 games and grabbed six or more rebounds in 23 games ... led UC in scoring in eight games and rebounding in 18 games ... posted 11 points and six rebounds against Connecticut in the third round of NCAA Tournament ... registered 18 points and 11 rebounds against Missouri in the second round of the NCAA Tournament ... recorded 13 points with five rebounds, one block and one assist vs. Georgetown (3/5) ... posted sixth double-double of season with 11 points and 11 rebounds at Marquette (3/2) ... recorded 14 points

and eight rebounds vs. UConn (2/27) ... produced fifth double-double of season with 17 points and 11 rebounds at Georgetown (2/23) ... posted 21 points and eight rebounds at Providence (2/19) ... posted double-double with 11 points and 12 rebounds, while adding one block and a steal vs. Rutgers (1/26) ... scored game-winning three-point play with eight seconds to go at St. John's (1/22) and finished the game with team highs in points (13) and rebounds (8) ... had 13 points, five rebounds a block, a steal and an assist at Notre Dame (1/19) ... recorded double-double with 22 points and a career-high-tying 14 rebounds, while adding two blocks, two assists and one steal vs. Xavier (1/6) ... racked up 15 points, six rebounds, two blocks and two steals vs. DePaul (12/28) ... scored 18 points and set a career high with four steals in 20 minutes of play vs. St. Francis (12/23) ... recorded double-double vs. Florida A&M (11/22) with 11 points and 11 rebounds, also tied his career high with four blocks ... posted double-double in the season opener vs. Mount St. Mary's (11/15) with 15 points and 10 boards.

2009-10 Season (Sophomore): Ranked 15th in the conference in field goal percentage (.522) and was 12th in offensive rebounds (2.5) in overall games ... ranked fourth in field goal percentage (.570) and was tied for 15th in offensive rebounds in conference-only play ... finished first on the team in rebounding (5.9) and was third in scoring (10.4) ... after coming off the bench during the middle portion of the league schedule, he started the final seven games of the year, including all five postseason games ... scored in double figures in all three BIG EAST Championship games, including 16 points and five rebounds in second round against Louisville (3/9) ... notched fourth consecutive double-figure scoring performance vs. No. 9/9 Villanova (3/2) ... added 14 points off the bench vs. Marquette (2/21) ... scored 23 points on 11-of-15 shooting and added eight boards in win over DePaul (2/24) ... scored 11 points and grabbed five offensive rebounds against Syracuse (2/7) ... put in 10 points and added six boards at Notre Dame (2/4) ... registered 13th double-figure scoring game of the season with 12 points at Louisville (1/24) ... notched double-double with 11 points and 13 rebounds against Notre Dame (1/16) ... tipped-in his own miss for the game-winner with two seconds to play against the Irish ... scored a team-high 12 points and corralled eight rebounds at St. John's (1/13) ... hit 5-of-6 shots from the field and made all four free throws en route to 14 points at Seton Hall (1/9) ... notched double-double with 16 points and a career-high 14 rebounds against No. 23 Pittsburgh (1/4) ... came off the bench to score 18 points and grab six boards at Xavier (12/13) ... named to the EA Sports Maui Invitational All-Tournament team ... put together back-to-back double-doubles for the first time in his career against Maryland (17 points, 13 rebounds) and Vanderbilt (16 points, 10 rebounds) ... scored 14 points and dished out a career-high four assists in a win over Toledo (11/18).

2008-09 Season (Freshman): Named to BIG EAST All-Rookie squad ... ranked 10th in offensive rebounds (2.8) ... ranked 12th in BIG EAST-only play in offensive rebounds (2.47) ... grabbed nine rebounds against Seton Hall (3/7) ... poured in a team-high 14 points and grabbed a game-high tying seven rebounds at USF (3/3) ... collected double-double with 22 points and 11 rebounds vs. West Virginia (2/26) ... went 9-of-11 from the field against the Mountaineers and his nine defensive rebounds were a season-high ... scored 21 points on 8-of-11 shooting vs. St. John's (2/11) and added six rebounds ... named BIG EAST Rookie of the Week for second time on Feb. 9 after averaging 13.0 ppg and 7.5 rpg in wins over Notre Dame and Georgetown ... scored 10 points in BIG EAST debut at Marquette (1/4), his fifth

GATES' CAREER STATISTICS - BIG EAST GAMES

Year	GP-GS	Min-Avg	Total		3-FGs		Rebounds		PF	FO	Ast	TO	Blk	Stl	Pts-Avg			
			FG-FGA	Pct	FG-FGA	Pct	FT-FTA	Pct								Off-Def-Tot	Avg	
2008-09	18-6	441-24.5	82-184	.446	0-3	.000	32-53	.604	46-62	108	6.0	43	0	10	19	16	8	196-10.9
2009-10	18-11	457-25.4	85-149	.570	0-0	.000	22-41	.537	45-61	106	5.9	48	0	16	26	12	9	192-10.7
2010-11	17-12	469-27.6	69-139	.496	1-6	.167	41-68	.603	30-82	112	6.6	40	1	17	20	15	17	180-10.6
TOTAL	53-29	1367-25.8	236-472	.500	1-9	.111	95-162	.586	121-205	326	6.2	131	1	43	65	43	34	568-10.7

GATES' CAREER STATISTICS - ALL GAMES

			Total		3-FGs				Rebounds								
Year	GP-GS	Min-Avg	FG-FGA	Pct	FG-FGA	Pct	FT-FTA	Pct	Off-Def-Tot	Avg	PF	FO	Ast	TO	Blk	Stl	Pts-Avg
2008-09	32-18	785-24.5	145-303	.479	1-5	.200	48-82	.585	90-105-195	6.1	75	0	14	41	32	15	339-10.6
2009-10	35-24	892-25.5	155-297	.522	0-2	.000	53-90	.589	88-120-208	5.9	85	0	30	48	30	20	363-10.4
2010-11	34-28	944-27.8	162-317	.511	4-14	.286	77-133	.579	74-162-236	6.9	75	2	42	44	43	27	405-11.9
TOTAL	101-70	2621-26.0	462-917	.504	5-21	.238	178-305	.584	252-387-639	6.3	235	2	86	133	105	62	1107-11.0

double-figure scoring game in the last six contests ... named BIG EAST Rookie of the Week on Dec. 22 after averaging 15.7 ppg and 8.0 rpg in wins over Charleston Southern (12/15), Mississippi State (12/18), and Eastern Kentucky (12/20) ... put down game-tying dunk with one-tenth of a second left in regulation to send UC to overtime vs. Eastern Kentucky (12/20) ... scored 17 points and grabbed eight rebounds in overtime win vs. Colonels ... scored a game-high 18 points on 8-of-10 shooting and pulled down seven rebounds vs. Charleston Southern (12/15) ... scored 16 points on 7-of-10 shooting and added seven rebounds at UNLV (11/29) ... registered first career double-double with 16 points and 11 rebounds in collegiate debut vs. South Dakota (11/16), becoming the first freshman to record a double-double in first collegiate game since Dontonio Wingfield (1994-95).

Prior to Cincinnati: Played his final two years of high school at Withrow, posting a combined record of 40-10 after transferring from Hughes ... was coached at Withrow by Walt McBride and led the team to back-to-back district championships ... was a McDonald's All-America nominee ... four-year varsity starter ... earned fourth-team *Parade Magazine* All-America honors ... 2008 Associated Press Division I Player of the Year ... was the Southwest Ohio Player of the Year as a junior and senior ... averaged a double-double his last two years of high school posting 21.2 points and 10.5 rebounds per game as a senior and 19.0 points and 10.0 rebounds as a junior ... earned first-team All-Ohio accolades his final season after earning second-team status as a junior.

Personal: Full name is Yancy Gates ... born October 15, 1989 in Cincinnati ... son of Phyllis Bryant and Tony Dees ... majoring in criminal justice.



YANCY GATES

SR • FORWARD • 6-9 • 260

CINCINNATI, OHIO

WITHROW

34

2009-10 GAME-BY-GAME STATISTICS (SOPHOMORE)


Opponent	Date	GS	Min	FG-FGA	Pct.	3FG-FGA	Pct.	FT-FTA	Pct.	O-D-T	A	TO	BLK	Stl	Pts.
PRAIRIE VIEW AM	11/16/09 *	22	2-5	.400	0-0	.000	1-2	.500	5-5-10	1	2	2	1	5	
TOLEDO	11/18/09 *	27	6-8	.750	0-0	.000	2-3	.667	1-2-3	4	3	3	0	14	
vs VANDERBILT	11/23/09 *	25	7-13	.538	0-0	.000	2-2	1.000	5-5-10	1	4	1	0	16	
vs MARYLAND	11/24/09 *	29	7-11	.636	0-0	.000	3-6	.500	4-9-13	0	2	1	0	17	
vs GONZAGA	11/25/09 *	36	4-12	.333	0-0	.000	3-5	.600	3-4-7	0	0	0	1	11	
TEXAS SOUTHERN	12/01/09 *	15	5-5	1.000	0-0	.000	0-0	.000	2-5-7	0	0	0	0	10	
MIAMI (OH)	12/10/09	27	2-6	.333	0-0	.000	4-6	.667	1-3-4	0	1	4	0	8	
at Xavier	12/13/09	40	8-16	.500	0-1	.000	2-6	.333	3-3-6	0	1	2	0	18	
at UAB	12/16/09 *	29	3-8	.375	0-0	.000	1-2	.500	2-4-6	0	0	0	2	7	
LIPSCOMB	12/19/09	4	0-0	.000	0-0	.000	0-0	.000	0-0-0	0	0	0	0	0	
WINTHROP	12/22/09	25	6-10	.600	0-0	.000	4-5	.800	4-3-7	1	3	2	2	16	
CONNECTICUT	12/30/09	18	3-6	.500	0-0	.000	0-0	.000	0-3-3	2	3	2	0	6	
at Rutgers	01/02/10	25	5-7	.714	0-0	.000	0-0	.000	2-6-8	0	0	0	0	10	
PITTSBURGH	01/04/10 *	34	8-14	.571	0-0	.000	0-1	.000	3-11-14	2	1	4	2	16	
CS BAKERSFIELD	01/06/10 *	10	1-3	.333	0-0	.000	0-0	.000	1-1-2	0	1	0	2	2	
at Seton Hall	01/09/10 *	31	5-6	.833	0-0	.000	4-4	1.000	1-4-5	1	1	1	1	14	
at St. John's	01/13/10 *	22	6-9	.667	0-0	.000	0-1	.000	1-7-8	0	1	1	0	12	
NOTRE DAME	01/16/10 *	32	5-11	.455	0-0	.000	1-2	.500	6-7-13	0	0	0	0	11	
USF	01/20/10 *	10	4-7	.571	0-0	.000	0-3	.000	2-0-2	1	1	0	0	8	
at LOUISVILLE	01/24/10 *	31	6-12	.500	0-0	.000	0-0	.000	2-3-5	3	0	0	0	12	
PROVIDENCE	01/30/10 *	27	3-6	.500	0-0	.000	1-2	.500	1-6-7	1	2	1	2	7	
at Notre Dame	02/04/10 *	26	4-8	.500	0-0	.000	2-3	.667	1-5-6	2	4	0	0	10	
SYRACUSE	02/07/10 *	28	5-5	1.000	0-0	.000	1-5	.200	5-0-5	1	1	0	1	11	
at Connecticut	2/13/10	25	2-5	.400	0-0	.000	1-2	.500	2-3-5	0	2	0	0	5	
at USF	02/16/10	16	1-5	.200	0-0	.000	1-2	.500	3-0-3	0	2	0	1	3	
MARQUETTE	02/21/10	22	6-9	.667	0-0	.000	2-2	1.000	3-0-3	1	0	2	0	14	
DEPAUL	02/24/10	33	11-15	.733	0-0	.000	1-5	.200	6-2-8	1	1	0	0	23	
at West Virginia	2/27/10	20	5-9	.556	0-0	.000	0-0	.000	0-0-0	0	1	0	0	10	
VILLANOVA	03/02/10 *	29	3-8	.375	0-0	.000	7-7	1.000	4-1-5	1	2	0	1	13	
at Georgetown	03/06/10 *	28	3-7	.429	0-0	.000	1-2	.500	3-3-6	0	4	1	1	7	
vs Rutgers	03/09/10 *	33	4-13	.308	0-0	.000	2-4	.500	4-1-5	2	1	0	0	10	
vs LOUISVILLE	03/10/10 *	36	6-13	.462	0-0	.000	4-4	1.000	1-4-5	1	1	0	0	16	
vs West Virginia	03/11/10 *	30	4-10	.400	0-0	.000	3-4	.750	3-4-7	2	0	0	0	11	
WEBER STATE	03/17/10 *	30	4-10	.400	0-0	.000	0-0	.000	2-4-6	2	2	2	3	8	
DAYTON	03/22/10 *	17	1-5	.200	0-1	.000	0-0	.000	2-2-4	0	1	1	0	2	
Totals		24	892	155-297	.522	0-2	.000	53-90	.589	88-120-208	30	48	30	20	363

2010-11 GAME-BY-GAME STATISTICS (JUNIOR)

Opponent	Date	GS	Min	FG-FGA	Pct.	3FG-FGA	Pct.	FT-FTA	Pct.	O-D-T	A	TO	BLK	Stl	Pts.
MT. ST. MARY'S	11/15/10 *	30	7-16	.438	0-0	.000	1-3	.333	4-6-10	2	3	1	0	15	
IPFW	11/20/10 *	36	5-9	.556	0-0	.000	3-4	.750	3-4-7	3	2	1	0	13	
FLORIDA A&M	11/22/10 *	33	5-12	.417	0-0	.000	1-2	.500	4-7-11	1	3	4	2	11	
SAVANNAH STATE	11/24/10 *	32	6-14	.429	0-0	.000	0-3	.000	6-3-9	3	2	1	0	12	
vs Dayton	11/27/10 *	13	1-5	.200	0-0	.000	3-5	.600	0-2-2	1	1	1	1	5	
WRIGHT STATE	12/01/10 *	33	4-9	.444	0-1	.000	2-3	.667	1-6-7	2	2	3	0	10	
at TOLEDO	12/04/10 *	18	4-9	.444	0-2	.000	0-0	.000	0-4-4	1	0	1	2	8	
UTAH VALLEY	12/11/10 *	22	5-13	.385	1-2	.500	3-4	.750	1-2-3	2	0	2	0	14	
GEORGIA SO.	12/14/10 *	18	6-8	.750	0-0	.000	0-1	.000	3-3-6	1	0	3	0	12	
at Oklahoma	12/18/10 *	22	5-8	.625	0-0	.000	1-2	.500	2-5-7	0	3	0	0	11	
at Miami	12/21/10 *	33	2-9	.222	0-1	.000	4-8	.500	3-5-8	0	2	2	0	8	
ST. FRANCIS (PA.)	12/23/10	20	8-10	.800	0-0	.000	2-3	.667	4-2-6	3	3	1	4	18	
DEPAUL	12/28/10 *	31	7-13	.538	0-1	.000	1-2	.500	2-4-6	2	2	2	2	15	
SETON HALL	12/31/10 *	32	4-6	.667	0-0	.000	1-2	.500	1-5-6	1	1	2	1	9	
XAVIER	01/06/11 *	37	10-16	.625	0-0	.000	2-2	1.000	5-9-14	2	1	2	1	22	
at Villanova	01/09/11 *	33	5-10	.500	0-0	.000	1-3	.333	4-5-9	0	1	0	0	11	
USF	01/12/11 *	30	3-6	.500	0-0	.000	3-6	.500	0-3-3	0	1	0	3	9	
at Syracuse	01/15/11 *	17	1-6	.167	0-0	.000	1-3	.333	1-2-3	1	2	0	1	3	
at Notre Dame	01/19/11 *	32	6-16	.375	0-1	.000	1-2	.500	1-4-5	1	1	1	1	13	
at St. John's	01/22/11 *	21	5-9	.556	0-1	.000	3-3	1.000	2-6-8	0	0	1	0	13	
RUTGERS	01/26/11 *	30	5-7	.714	0-0	.000	1-4	.250	1-11-12	0	1	1	1	11	
WEST VIRGINIA	01/29/11 *	26	3-7	.429	0-1	.000	1-3	.333	1-4-5	1	1	1	1	7	
at DePaul	02/08/11	16	2-4	.500	0-0	.000	1-4	.250	0-3-3	0	1	1	1	5	
ST. JOHN'S	02/13/11	13	0-1	.000	0-0	.000	0-2	.000	3-0-3	0	0	0	1	0	
LOUISVILLE	02/16/11	30	2-8	.250	0-0	.000	4-6	.667	1-5-6	2	0	2	1	8	
at Providence	02/19/11	35	8-14	.571	0-0	.000	5-7	.714	2-6-8	2	1	0	1	21	
at Georgetown	02/23/11	31	7-12	.583	0-1	.000	3-5	.600	4-7-11	1	1	2	0	17	
CONNECTICUT	02/27/11 *	32	6-9	.667	0-0	.000	2-2	1.000	4-4-8	3	3	2	0	14	
at Marquette	03/02/11 *	31	4-6	.667	0-0	.000	3-4	.750	3-8-11	2	3	2	0	11	
GEORGETOWN	03/05/11 *	29	1-5	.200	1-1	1.000	10-10	1.000	0-5-5	1	1	1	0	13	
vs USF	03/09/11 *	23	10-11	.909	0-0	.000	5-8	.625	1-3-4	1	0	2	0	25	
vs Notre Dame	03/10/11 *	34	4-10	.400	0-0	.000	4-6	.667	3-6-9	2	2	3	0	12	
vs Missouri	03/17/11 *	35	7-8	.875	2-2	1.000	2-6	.333	2-9-11	1	0	1	0	18	
vs Connecticut	03/19/11 *	36	4-11	.364	0-0	.000	3-5	.600	2-4-6	0	0	0	0	11	
Totals		28	944	162-317	.511	4-14	.286	77-133	.579	74-162-236	42	44	43	27	405

2008-09 GAME-BY-GAME STATISTICS (FRESHMAN)

Opponent	Date	GS	Min	FG-FGA	Pct.	3FG-FGA	Pct.	FT-FTA	Pct.	O-D-T	A	TO	BLK	Stl	Pts.	
SOUTH DAKOTA	11/16	*	20	7-11	.636	0-0	.000	2-2	1.000	6-5-11	0	1	3	1	16	
TEXAS SOUTHERN	11/18	*	11	1-3	.333	0-0	.000	1-1	1.000	0-4-4	0	2	0	1	3	
WESTERN ILLINOIS	11/22	*	22	5-12	.417	0-0	.000	0-0	.000	5-1-6	1	2	3	0	10	
COASTAL CAROLINA	11/24	*	16	4-6	.667	0-0	.000	0-1	.000	0-2-2	0	0	0	1	8	
vs. Florida State	11/28	*	19	1-2	.500	0-0	.000	1-2	.500	2-2-4	0	0	0	1	3	
at UNLV	11/29		19	7-10	.700	0-0	.000	2-4	.500	4-3-7	0	1	1	0	16	
UAB	12/6	*	22	5-8	.625	1-1	1.000	0-0	.000	2-2-4	0	1	1	0	11	
XAVIER	12/13	*	18	1-4	.250	0-0	.000	0-0	.000	0-5-5	2	2	0	1	2	
CHARLESTON SO.	12/15		28	8-10	.800	0-0	.000	2-3	.667	3-4-7	0	4	1	1	18	
vs. Miss. St.	12/18	*	22	6-13	.462	0-1	.000	0-2	.000	4-5-9	0	0	0	0	12	
EASTERN KY.	12/20	*	30	7-13	.538	0-0	.000	3-5	.600	6-2-8	0	0	1	0	17	
ARK. PINE-BLUFF	12/22	*	19	6-7	.857	0-0	.000	2-2	1.000	4-4-8	1	0	2	1	14	
at Memphis	12/29	*	31	2-9	.222	0-0	.000	1-3	.333	7-2-9	0	7	1	0	10	
at Marquette	1/4	*	23	5-10	.500	0-0	.000	0-0	.000	1-2-3	0	0	1	0	5	
PROVIDENCE	1/7	*	17	4-7	.571	0-0	.000	0-2	.000	4-3-7	0	2	0	0	8	
CONNECTICUT	1/10	*	30	4-14	.286	0-1	.000	4-4	1.000	3-6-9	0	0	0	1	12	
RUTGERS	1/14	*	14	2-7	.286	0-0	.000	0-2	.000	0-2-2	1	0	1	0	4	
at DePaul	1/17		17	3-10	.300	0-0	.000	2-3	.667	3-2-5	1	1	0	0	8	
at Providence	1/19		23	6-17	.353	0-0	.000	2-2	1.000	5-2-7	3	0	1	0	14	
at St. John's	1/22		20	5-8	.625	0-1	.000	1-2	.500	4-1-5	0	1	0	1	11	
GEORGETOWN	1/28		28	3-6	.500	0-0	.000	3-4	.750	3-1-4	0	1	4	2	9	
at Villanova	2/1		23	4-9	.444	0-0	.000	1-1	1.000	4-3-7	2	3	0	1	19	
NOTRE DAME	2/4		21	7-13	.538	0-0	.000	1-4	.250	4-4-8	0	1	2	2	9	
at Georgetown	2/7		24	4-8	.500	0-0	.000	3-7	.429	2-5-7	0	0	1	0	11	
ST. JOHN'S	2/11		23	8-11	.727	0-0	.000	5-5	1.000	1-5-6	0	3	0	0	21	
at Pittsburgh	2/14		25	2-8	.250	0-0	.000	0-0	.000	1-0-1	0	1	0	0	4	
LOUISVILLE	2/21		24	4-9	.444	0-0	.000	2-2	1.000	0-5-5	0	2	1	1	10	
WEST VIRGINIA	2/26		36	9-11	.818	0-0	.000	4-6	.667	2-4-11	2	0	1	0	22	
at Syracuse	3/1	*	23	3-11	.273	0-0	.000	2-2	1.000	1-4-5	1	0	1	0	8	
at USF	3/3		33	6-12	.500	0-1	.000	2-4	.500	4-3-7	0	0	2	0	14	
SETON HALL	3/7	*	37	3-13	.231	0-0	.000	0-3	.000	4-5-9	0	4	1	0	6	
vs. DePaul	3/10	*	27	3-11	.273	0-0	.000	2-4	.500	1-2-3	0	2	2	1	8	
Totals			18	745	145-303	.479	1-5	.200	48-82	585	90-105-195	14	41	32	15	339



JAQUON PARKER

JR • GUARD • 6-3 • 210
SUFFOLK, VA.
KING'S FORK

44

PARKER'S SEASON & CAREER HIGHS

2010-11 Season		Career
6 vs. Georgia Southern, 12/14/10	Points	15 vs. USF, 1/20/10
1, 3x (last vs. St. Francis, 12/23/10)	3-Pointers Made	3, 2x (last vs. Rutgers, 3/9/10)
8 vs. St. Francis, 12/23/10	Rebounds	9 vs. Louisville, 3/10/10
6 vs. St. Francis, 12/23/10	Assists	6 vs. St. Francis, 12/23/10
2 vs. St. Francis, 12/23/10	Steals	2, 2x (last vs. St. Francis, 12/23/10)
1 vs. Dayton, 11/27/10	Blocked Shots	1, twice (last vs. Dayton, 11/27/10)
21 at Toledo, 12/4/10	Minutes	35 vs. USF, 1/20/10

PARKER'S MISCELLANEOUS STATISTICS

Category	2010-11	Career
Double-Figure Scoring Games	0	3
Double-Figure Rebounding Games	0	0
Double-Double Games	0	0
Games Led UC in Scoring	0	1
Games Led UC in Rebounding	1	2
Games Led UC in Assists	3	5
Games With 3+ Assists	2	5
Games With 3+ Blocks	0	0
Games With 3+ Steals	0	0
Games With 3+ Three-Pointers	0	4

Pronunciation: JA-kwon Parker

2010-11 Season (Sophomore): Played in 23 games with one start, averaging 8.5 minutes ... scored four or more points in four games and grabbed three or more rebounds in five games ... scored two points against Connecticut in the third round of the NCAA Tournament ... started first game of season vs. St. Francis (12/23) and produced career-high six assists, tied career high with two steals, scored five points and grabbed eight rebounds ... scored a season-high six points, pulled down four rebounds and dished out two assists against Georgia Southern (12/14).

2009-10 Season (Freshman): Transitioned from playing shooting guard in high school to playing the point for UC ... finished second on the team in three-point shooting percentage, knocking down 36.2 percent (17-of-47) ... poured in 13 points, including a career-high tying three 3-pointers, vs. Rutgers (3/9) in the opening round of the BIG EAST Championship ... collected season highs in points (15), assists (5), field goals made (6), and minutes (35) in first career BIG EAST start against USF (1/20) ... registered first career double-figure point performance with 10 points against Texas Southern (12/1) in 23 minutes.

Prior to Cincinnati: Led King's Fork High School to a 31-3 record and a state championship during senior season ... coached by Joshua Worrell ... was the 2009 AAA State Player of the Year in Virginia ... received Regional and District Player of the Year accolades his senior season ... holds school record for points (581), rebounds (242), and free throws made (153) in a season.

Personal: Full name is Jaquon L. Parker ... born March 29, 1990 in Suffolk, Virginia ... son of Gwinn Parker and Jociba Rodgers ... has three brothers and two sisters ... major is exploratory studies.

2010-11 GAME-BY-GAME STATISTICS (SOPHOMORE)

Opponent	Date	GS	Min	FG-FGA	Pct.	3FG-FGA	Pct.	FT-FTA	Pct.	O-D-T	A	TO	BLK	Stl	Pts.
MT ST. MARY'S	11/15/10	14	14	0-1	.000	0-1	.000	2-2	1.000	1-0-1	0	1	0	0	2
IPFW	11/20/10	6	6	0-3	.000	0-2	.000	0-0	.000	0-1-1	0	0	0	0	0
FLORIDA A&M	11/22/10	14	14	1-4	.250	1-3	.333	1-2	.500	2-3-5	0	0	0	0	4
SAVANNAH STATE	11/24/10	13	13	1-4	.250	1-1	1.000	0-0	.000	0-2-2	0	0	0	1	3
vs Dayton	11/27/10	19	19	0-3	.000	0-2	.000	1-2	.500	0-2-2	1	0	1	0	1
WRIGHT STATE	12/01/10	7	7	0-1	.000	0-1	.000	0-2	.000	1-1-2	2	1	0	0	0
at TOLEDO	12/04/10	21	21	1-5	.200	0-2	.000	0-0	.000	1-3-4	4	1	0	0	2
UTAH VALLEY	12/11/10	10	10	0-3	.000	0-1	.000	3-5	.600	1-0-1	0	3	0	0	3
GEORGIA SO.	12/14/10	17	17	1-3	.333	0-1	.000	4-4	1.000	0-4-4	2	1	0	1	6
at Oklahoma	12/18/10	7	7	0-2	.000	0-1	.000	0-0	.000	0-3-3	2	0	0	1	0
at Miami	12/21/10	2	2	0-0	.000	0-0	.000	0-0	.000	0-0-0	0	0	0	0	0
ST. FRANCIS (PA.)	12/23/10 *	20	20	2-7	.286	1-2	.500	0-2	.000	2-6-8	6	1	0	2	5
DEPAUL	12/28/10	7	7	0-0	.000	0-0	.000	0-0	.000	1-1-2	0	0	0	0	0
at Villanova	01/09/11	4	4	0-1	.000	0-0	.000	0-0	.000	0-0-0	1	2	0	0	0
USF	01/12/11	3	3	0-0	.000	0-0	.000	1-2	.500	0-0-0	0	0	0	0	1
at Notre Dame	01/19/11	4	4	0-2	.000	0-0	.000	1-2	.500	1-1-2	0	0	0	0	1
at St. John's	01/22/11	1	1	0-0	.000	0-0	.000	0-0	.000	0-0-0	0	0	0	0	0
at PITT	02/05/11	7	7	0-1	.000	0-0	.000	0-0	.000	1-0-1	0	1	0	0	0
at Marquette	03/02/11	3	3	0-0	.000	0-0	.000	0-0	.000	0-0-0	0	0	0	0	0
GEORGETOWN	03/05/11	2	2	0-0	.000	0-0	.000	0-0	.000	0-0-0	0	0	0	0	0
vs USF	3/9/2011	3	3	2-2	1.000	0-0	.000	1-1	1.000	0-0-0	0	0	0	0	5
vs Notre Dame	03/10/11	8	8	0-5	.000	0-2	.000	0-0	.000	1-1-2	0	2	0	0	0
vs Connecticut	03/19/11	4	4	1-2	.500	0-1	.000	0-0	.000	0-0-0	0	0	0	0	2
Totals		1	196	9-49	.184	3-20	.150	14-24	.583	12-28-40	18	13	1	5	35

2009-10 GAME-BY-GAME STATISTICS (FRESHMAN)

Opponent	Date	GS	Min	FG-FGA	Pct.	3FG-FGA	Pct.	FT-FTA	Pct.	O-D-T	A	TO	BLK	Stl	Pts.
PRAIRIE VIEW AM	11/16/09	3	3	0-0	.000	0-0	.000	0-0	.000	0-0-0	0	0	0	0	0
TOLEDO	11/18/09	13	13	2-3	.667	1-2	.500	0-0	.000	0-5-5	2	0	0	1	5
vs VANDERBILT	11/23/09	8	8	2-2	1.000	0-0	.000	0-0	.000	0-1-1	1	1	0	0	4
vs MARYLAND	11/24/09	16	16	1-3	.333	0-2	.000	0-1	.000	0-4-4	1	1	0	1	2
vs GONZAGA	11/25/09	2	2	0-1	.000	0-1	.000	0-0	.000	0-1-1	0	0	0	0	0
TEXAS SOUTHERN	12/01/09	23	23	2-6	.333	0-3	.000	6-9	.667	0-7-7	3	0	0	1	10
MIAMI (OH)	12/10/09 *	6	6	0-1	.000	0-1	.000	0-0	.000	0-2-2	0	1	0	1	0
at Xavier	12/13/09	3	3	0-0	.000	0-0	.000	0-0	.000	0-0-0	0	0	0	0	0
LIPSCOMB	12/19/09	16	16	2-5	.400	2-5	.400	0-0	.000	0-3-3	2	2	0	0	6
WINTHROP	12/22/09	8	8	1-1	1.000	1-1	1.000	0-0	.000	1-2-3	0	1	0	0	3
CS BAKERSFIELD	01/06/10	15	15	3-6	.500	3-5	.600	0-1	.000	1-4-5	2	1	0	1	9
at St. John's	01/13/10	3	3	0-0	.000	0-0	.000	2-2	1.000	0-3-3	0	0	0	0	2
NOTRE DAME	01/16/10	12	12	2-4	.500	1-3	.333	0-0	.000	0-0-0	1	0	0	0	5
USF	01/20/10 *	35	35	6-8	.750	1-2	.500	2-3	.667	0-4-4	5	0	1	0	15
at LOUISVILLE	01/24/10 *	21	21	1-4	.250	1-3	.333	0-0	.000	3-2-5	0	2	0	0	3
PROVIDENCE	01/30/10	9	9	1-3	.333	0-0	.000	4-6	.667	1-2-3	1	0	0	0	6
at Notre Dame	02/04/10	10	10	0-0	.000	0-0	.000	1-2	.500	1-0-1	1	1	0	0	1
SYRACUSE	02/07/10	3	3	0-0	.000	0-0	.000	0-0	.000	0-0-0	0	1	0	0	0
at USF	02/16/10	9	9	1-2	.500	0-0	.000	0-0	.000	0-1-1	0	2	0	0	2
VILLANOVA	03/02/10	9	9	2-4	.500	1-3	.333	0-0	.000	0-1-1	1	0	0	0	5
at Georgetown	03/06/10	14	14	0-4	.000	0-2	.000	0-2	.000	1-2-3	0	0	0	1	0
vs Rutgers	03/09/10 *	29	29	4-8	.500	3-6	.500	2-3	.667	3-2-5	1	1	0	0	13
vs LOUISVILLE	03/10/10 *	28	28	3-5	.600	0-1	.000	2-3	.667	7-2-9	3	1	0	2	8
vs West Virginia	03/11/10 *	11	11	0-2	.000	0-0	.000	0-0	.000	1-0-1	0	1	0	0	0
WEBER STATE	03/17/10 *	29	29	2-6	.333	1-4	.250	1-1	1.000	1-4-5	2	2	0	1	6
DAYTON	03/22/10 *	7	7	2-4	.500	2-3	.667	0-0	.000	1-0-1	0	1	0	0	6
Totals		8	342	37-82	.451	17-47	.362	20-33	.606	21-52-73	26	19	1	9	111


PARKER'S CAREER STATISTICS - BIG EAST GAMES

Year	GP-GS	Min-Avg	Total FG-FGA	Pct	3-FGs FG-FGA	Pct	FTs FT-FTA	Pct	Rebounds Off-Def-Tot	Avg	PF	FO	Ast	TO	Blk	Stl	Pts-Avg
2009-10	10-2	125-12.5	13-29	.448	4-13	.308	9-15	.600	6-15-21	2.1	10	0	9	6	1	1	39-3.9
2010-11	8-0	31-3.9	0-4	.000	0-0	.000	2-4	.500	3-2-5	0.6	1	0	1	3	0	0	2-0.3
TOTAL	18-2	156-8.7	13-33	.394	4-13	.308	11-19	.579	9-17-26	1.4	11	0	10	9	1	1	41-2.3

PARKER'S CAREER STATISTICS - ALL GAMES

Year	GP-GS	Min-Avg	Total FG-FGA	Pct	3-FGs FG-FGA	Pct	FTs FT-FTA	Pct	Rebounds Off-Def-Tot	Avg	PF	FO	Ast	TO	Blk	Stl	Pts-Avg
2009-10	26-8	342-13.2	37-82	.451	17-47	.362	20-33	.606	21-52-73	2.8	22	0	26	19	1	9	111-4.3
2010-11	23-1	196-8.5	9-49	.184	3-20	.150	14-24	.583	12-28-40	1.7	10	0	18	13	1	5	35-1.5
TOTAL	49-9	538-11.0	46-131	.351	20-67	.299	34-57	.596	33-80-113	2.3	32	0	44	32	2	14	146-3.0

NEWCOMERS




JEREMIAH DAVIS

FR • GUARD • 6-3 • 200
MUNCIE, IND.
HUNTINGTON PREP (W. VA.)

0

Prior to Cincinnati: Averaged 10 points while leading Huntington Prep to a 22-3 overall record and No. 14 national ranking in 2010-11, his lone season at the school ... led Muncie Central High School to a sectional title in 2009-10, averaging a team-best 16.3 points, 5.1 rebounds, 3.8 assists and 2.0 steals ... led Muncie Central to the North Central Conference title ... earned all-NCC accolades ... tabbed the *Star Press* (Muncie) Player of the Year ... rated as a three-star recruit by *Rivals.com* and *Scout.com* ... chose to attend Cincinnati over Indiana, Michigan State and Ball State.

Personal: Jeremiah Davis III ... born January 22, 1993 in Muncie, Ind. ... son of Maria and Jeremiah Davis ... has a brother, Aaron ... majoring in psychology.



OCTAVIUS ELLIS

FR • FORWARD • 6-9 • 200
MEMPHIS, TENN.
WHITEHAVEN

2

Prior to Cincinnati: Averaged 15 points and 10 rebounds as a senior at Whitehaven High School ... tabbed an all-conference selection, averaging 16.8 points, 7.8 rebounds, 2.2 blocks and 2.1 assists as a junior ... rated as a three-star recruit by *Rivals.com* and *Scout.com* ... chose to attend Cincinnati over Auburn, Mississippi State and Murray State.

Personal: Octavius Todd Ellis ... born March 10, 1993 in Memphis, Tenn. ... son of Jerrell Horne, a former basketball player at the University of Memphis (1993 & 1994) ... cousin of current NBA player Monta Ellis (Golden State) ... guardian is Flossie Ellis ... has two sisters Nissa and Dawn Ellis ... majoring in criminal justice.



KELVIN GAINES

R-FR • CENTER • 6-10 • 225
OCALA, FLA.
ARLINGTON COUNTRY DAY


24

Summer 2011: Toured Belgium, Germany and London as part of the Global Sports Academy team during August ... played a total of five games against international competition -- two contests in Brussels, Belgium; and one each in Cologne, Germany; Dusseldorf, Germany and Antwerp, Belgium ... averaged seven points and nine rebounds during the trip.

2010-11 at Cincinnati: Redshirted season.

Prior to Cincinnati: Transferred to Arlington Country Day in Jacksonville, Fla., for his senior campaign and teamed up with fellow UC teammate Justin Jackson ... helped the Apaches to the FHSAA Class 2A finals and a record of 21-6 as a senior ... averaged 10.1 points, 9.9 rebounds, and 6.2 blocks in 2008-09 playing for Jason Neblett at Heat Academy in Martinsville, Va. ... team finished the season with a record of 50-8 and was ranked as high as No. 12 in the national prep school polls.

Personal: Full name is Kelvin Ivia Gaines ... born Jan. 11, 1991 ... son of Lawrence and Jackie Stewart ... has two brothers and two sisters ... majoring in criminal justice.



GE'LAWN GUYN

FR • GUARD • 6-1 • 175
GEORGETOWN, KY.
SOUTH KENT PREP (CONN.)

14

Pronunciation: GEE-lawn Gwin

Prior to Cincinnati: Averaged 16 points, six rebounds and nine assists during his one season at South Kent Prep (2010-11) ... averaged nearly 16 points as a senior while helping Scott County High School (Ky.) to a 30-8 record and the state championship semifinals (2009-10) ... ranked among the Top 50 shooting guards in the nation by *Scout.com* ... listed as a three-star prospect by *Scout.com* and *Rivals.com* ... chose to attend Cincinnati over Baylor, Dayton, Iowa State, Providence, Rutgers and South Florida.

Personal: Ge'Lawn Rakeem Guyn ... born November 24, 1990 in Lexington, Ky. ... son of Rebecca and George Guyn ... has five brothers: Algernon Aderson, General Guyn, Elishawn Guyn, Octavier Guyn and Jameal Withrow and a sister, Tereka Guyn ... majoring in criminal justice.

NEWCOMERS

**CHEIKH MBODJ**


JR-TR • CENTER • 6-10 • 245
 DAKAR, SENEGAL
 GRAYSON COUNTY (TEXAS) COLLEGE

13

Pronunciation: sheck MOOD-j

Prior to Cincinnati: Earned 2011 NJCAA All-America honorable mention selection and tabbed 2011 North Texas Junior College Athletic Association co-player of the year ... averaged a team-leading 14.6 points, 7.3 rebounds and 2.2 blocks for Grayson who posted a 20-11 mark ... ranked No. 24 in the NJCAA Division I statistical rankings in blocks per game ... shot 50.8 percent from the field (152-of-299) ... listed as a three-star prospect by Rivals.com ... chose to attend Cincinnati over San Diego State.

Personal: Cheikh Tidiane Mbodj ... born Aug. 1, 1987 in Dakar, Senegal ... son of Asta Khaly Welle and Ousmane Mbodj ... has two brothers: Yerim and Massaer and four sisters: Ndeye, Fatou, Aminata and Fanta ... majoring in general studies.

**JERMAINE SANDERS**

FR • FORWARD • 6-5 • 225
 FAR ROCKAWAY, N.Y.
 RICE HIGH SCHOOL

15

Prior to Cincinnati: Named 2011 All-Manhattan Boys Basketball Player of the Year by the New York Post ... named first-team All-New York ... averaged a team-high 18.1 points for Rice High School, leading the team to the CHSAA Class 2A intersectional final ... named a four-star prospect by Rivals.com and Scout.com ... tabbed the nation's 25th-best small forward by Scout.com ... tabbed the 131st-best player overall nationally by Rivals.com ... chose to attend Cincinnati over Maryland, Pittsburgh, St. John's and Villanova.

Personal: Jermaine Jameek Sanders ... born Sept. 4, 1992 in Far Rockaway, N.Y. ... son of Lisa Stallings and Jermaine Sanders ... has one brother, Jaquan ... majoring in criminal justice.

**SHAQUILLE THOMAS**

FR • FORWARD • 6-7 • 180
 PATERSON, N.J.
 NIA PREP SCHOOL

11

2011-12 Season Update: Thomas will redshirt the 2011-12 season and have four years of eligibility beginning in the fall of the 2012-13 academic year.

Prior to Cincinnati: Played two seasons at NIA Prep in Newark, N.J., averaging 28 points and eight assists last season ... tabbed a four-star prospect by Rivals.com and Scout.com ... listed as the 81st-best player overall nationally by Rivals.com ... tabbed the 20th-best small forward in the country by Scout.com ... nephew of long-time NBA veteran Tim Thomas and brother to Essence Carson, a forward/guard for the WNBA's New York Liberty ... chose to attend Cincinnati over Syracuse, Boston College and Xavier.

Personal: Shaquille Thomas ... born March 25, 1992 in Paterson, N.J. ... son of Amanda Thomas and Joseph Carson ... has a brother Isaiah Thomas and sister Essence Carson ... majoring in criminal justice.

2010-11 SEASON REVIEW

SEASON HIGHLIGHTS

- ▶ Advanced to the NCAA Tournament for the first time in six seasons, losing in the third round to eventual national champion Connecticut.
- ▶ Recorded its highest win total in 10 seasons, finishing 26-9. It marked the most victories by the Bearcats since posting a 31-4 mark in 2001-02.
- ▶ Achieved its most wins in the BIG EAST Conference since joining the league
- ▶ Led the BIG EAST conference and finished ninth in the nation in scoring defense, allowing 59.6 points per game.
- ▶ Started the 2010-11 season 15-0, its best start in a season since 1998-99.
- ▶ Yancy Gates finished eighth in the league in field goal shooting (51.1 percent) and 10th in rebounding (6.9).
- ▶ Gates averaged 15.8 points, 8.1 rebounds, shot 59.3 percent from the field and 69.8 percent from the free-throw line during the final nine games of the season.
- ▶ Gates joined the Bearcats 1,000-point club (32nd at 1,107).
- ▶ Sean Kilpatrick (9.7 points, 3.2 rebounds, 37.7 percent 3pt-FG shooting) was named to All-BIG EAST Rookie Team.
- ▶ Won its last four BIG EAST Conference road games and finished the season with an 8-4 overall record away from home.
- ▶ Secured a Top 25 incoming recruiting class according to ESPN.com
- ▶ Received the prestigious "Public Recognition Award" for its outstanding Academic Progress Rate, scoring in the Top 10 percent of all college basketball programs. This is the first time a University of Cincinnati athletics program has been so honored.

2010-11 BIG EAST CONFERENCE FINAL STANDINGS

	BIG EAST	Pct	Overall	Pct
Pittsburgh	15-3	.833	28-6	.824
Notre Dame	14-4	.778	27-7	.794
Syracuse	12-6	.667	27-8	.771
Louisville	12-6	.667	25-10	.714
St. John's	12-6	.667	21-12	.636
Cincinnati	11-7	.611	26-9	.743
West Virginia	11-7	.611	21-12	.636
Georgetown	10-8	.556	21-11	.656
Connecticut	9-9	.500	32-9	.780
Villanova	9-9	.500	21-12	.636
Marquette	9-9	.500	22-15	.595
Seton Hall	7-11	.389	13-18	.419
Rutgers	5-13	.278	15-17	.469
Providence	4-14	.222	15-17	.469
USF	3-15	.167	10-23	.303
DePaul	1-17	.056	7-24	.226

BEARCATS RECORD WHEN

	2006-07	2007-08	2008-09	2009-10	2010-11	Cronin
Home games	10-8	10-7	13-5	13-5	15-3	61-28
Away games	0-9	3-11	4-7	2-9	7-4	15-40
Neutral site games	1-2	0-1	1-2	4-2	4-2	10-9
BIG EAST games	2-14	8-10	8-10	7-11	11-7	36-52
vs. Top 25 teams	0-4	2-5	1-7	3-6	3-7	9-29
vs. RPI Top 100 teams	2-13	7-12	5-11	8-15	8-9	30-61
Overtime games	2-0	1-1	2-1	0-3	1-0	6-5
Lead at halftime	6-1	10-3	11-3	13-4	25-0	65-11
Trail at halftime	4-17	3-15	6-11	4-11	0-9	17-63
Tied at halftime	1-1	0-1	1-0	2-1	1-0	5-3
Lead with 10:00 remaining	10-1	9-1	14-1	13-3	26-0	72-6
Trail with 10:00 remaining	1-18	1-18	3-13	6-11	0-9	11-68
Tied with 10:00 remaining	0-0	3-0	1-0	0-2	0-0	4-2
Lead with 5:00 remaining	9-3	11-1	17-1	18-2	25-0	80-7
Trail with 5:00 remaining	0-16	2-17	1-13	0-13	0-9	3-67
Tied with 5:00 remaining	2-0	0-1	0-0	1-1	1-0	4-2
Lead with 2:00 remaining	10-2	11-1	16-0	18-2	25-1	80-6
Trail with 2:00 remaining	0-17	1-17	2-14	1-14	0-8	4-69
Tied with 2:00 remaining	1-0	1-1	0-0	—	1-0	3-1
Shoot better from the field	8-2	8-3	13-1	15-4	22-0	66-10
Shoot worse from the field	3-17	5-16	5-13	4-12	4-9	21-67
Shoot 50% or better	0-2	—	4-1	8-1	7-0	19-4
Shoot below 50%	11-17	13-19	14-13	11-15	16-8	64-72
Opp. shoots 50% or better	1-9	0-6	0-6	0-2	2-4	2-27
Opp. shoots below 50%	10-10	13-13	18-8	19-14	22-5	82-50
Opp. shoots below 40%	7-1	6-1	9-3	10-3	17-0	49-8
Make 7 or fewer 3-pointers	10-12	8-12	7-11	13-12	21-6	58-53
Make more than 7 3-pointers	1-7	5-7	11-3	6-4	6-4	30-25
Shoot more FTs than opp.	7-3	6-3	12-1	11-2	22-2	56-11
Out-rebound the opponent	9-5	10-11	13-4	17-8	24-3	73-31
Opponent out-rebounds UC	2-14	3-7	2-9	2-8	2-5	11-43
Same number of rebounds	0-0	0-1	3-1	0-0	0-1	3-3
Commit fewer turnovers	7-11	4-5	9-3	7-6	16-6	43-31
Commit the same or more TOs	4-8	9-14	9-11	12-10	9-2	43-45
Commit 12 or fewer turnovers	7-9	4-7	5-4	5-5	10-5	31-30
Outscore opponents' bench	6-8	8-6	15-9	19-11	24-7	72-41
1-3 point games	1-4	5-5	2-0	4-5	2-1	14-15
4-5 point games	0-1	2-1	2-1	3-2	0-0	7-5
6-10 point games	5-2	2-6	5-6	4-4	7-2	23-20
11-19 point games	4-10	3-5	4-4	4-4	8-5	23-28
20-plus point games	1-2	1-2	5-3	4-1	9-1	20-9
Score 59 or fewer points	0-9	3-7	1-6	0-7	3-8	7-37
Score 60-69 points	6-7	8-7	4-6	9-4	9-1	36-25
Score over 70 points	5-3	2-5	13-2	10-5	14-0	44-15
Hold opp. to 50 or fewer points	3-0	3-0	4-0	1-0	7-0	18-0
Hold opp. to 51-60 points	3-4	5-1	6-2	9-2	12-1	35-10
Hold opp. to 61-70 points	3-2	5-5	5-3	7-4	5-5	25-19
Opp. scores 70-plus points	2-13	0-13	3-9	2-10	2-3	9-48
November	5-1	4-2	5-1	4-1	5-0	23-5
December	4-3	1-5	5-2	5-2	9-0	24-12
January	1-7	5-4	4-4	5-4	4-4	19-24
February	1-7	3-3	4-3	2-5	4-3	14-21
March	0-1	0-5	0-4	3-4	4-2	7-16
Monday	0-0	1-0	3-2	2-2	2-0	8-4
Tuesday	0-2	1-1	1-2	4-2	3-0	9-7
Wednesday	4-5	4-5	4-1	7-3	9-1	28-15
Thursday	0-1	0-2	3-0	1-2	3-1	7-6
Friday	1-0	1-1	0-1	—	1-0	3-2
Saturday	5-7	6-5	6-5	5-3	8-4	30-30
Sunday	1-4	0-5	1-3	0-4	0-3	2-19

2010-11 SEASON STATISTICS

RECORD:	OVERALL	HOME	AWAY	NEUTRAL	SCORE BY PDS:	1	2	OT	TOTAL
ALL GAMES	26-9	15-3	8-4	3-2	Cincinnati	1214	1178	20	2412
CONFERENCE	11-7	6-3	5-4	0-0	Opponents	988	1090	8	2086
NON-CONFERENCE	15-2	9-0	3-0	3-2					

OVERALL STATISTICS

Player	GP-GS	Min-Avg	FG	FGA	Pct	3FG	FGA	Pct	FT	FTA	Pct	Off	Def	Tot	Avg	PF	FO	A	TO	Blk	Stl	Pts	Avg
GATES, Yancy	34-28	944-27.8	162	317	.511	4	14	.286	77	133	.579	74	162	236	6.9	75	2	42	44	43	27	405	11.9
DIXON, Dion	35-30	938-26.8	132	318	.415	48	135	.356	93	122	.762	40	63	103	2.9	44	0	65	44	1	36	405	11.6
KILPATRICK, Sean	35-1	720-20.6	114	261	.437	46	122	.377	65	90	.722	42	69	111	3.2	45	0	52	43	2	27	339	9.7
WRIGHT, Cashmere	35-34	889-25.4	98	236	.415	32	91	.352	84	113	.743	10	71	81	2.3	66	0	138	73	2	47	312	8.9
BISHOP, Rashad	35-33	931-26.6	103	249	.414	42	113	.372	46	56	.821	38	83	121	3.5	50	0	60	38	20	34	294	8.4
THOMAS, Ibrahima	35-31	664-19.0	78	157	.497	3	28	.107	42	70	.600	73	111	184	5.3	106	5	22	29	21	18	201	5.7
DAVIS, Larry	35-5	565-16.1	56	150	.373	30	89	.337	16	22	.727	17	19	36	1.0	43	0	33	25	0	17	158	4.5
WILKS, Darnell	35-11	525-15.0	41	95	.432	11	35	.314	33	52	.635	39	52	91	2.6	72	2	38	35	16	20	126	3.6
JACKSON, Justin	35-0	452-12.9	39	74	.527	1	3	.333	10	33	.303	30	58	88	2.5	71	2	24	36	18	26	89	2.5
McCLAIN, Anthony	27-1	166-6.1	14	26	.538	0	0	.000	14	24	.583	22	24	46	1.7	17	0	4	6	5	0	42	1.6
PARKER, JaQuon	23-1	196-8.5	9	49	.184	3	20	.150	14	24	.583	12	28	40	1.7	10	0	18	13	1	5	35	1.5
EPPENSTEINER, Alex	7-0	10-1.4	1	2	.500	0	0	.000	2	2	1.000	0	0	0	0.0	0	0	0	0	0	1	4	0.6
TYREE, Eddie	8-0	13-1.6	1	3	.333	0	0	.000	0	1	.000	0	0	0	0.0	2	0	0	1	0	0	2	0.3
McBRIDE, Anthony	8-0	12-1.5	0	2	.000	0	1	.000	0	0	.000	0	1	1	0.1	1	0	1	0	0	0	0	0.0
TEAM												57	42	99	2.8	3			14			0	
Total	35		848	1939	.437	220	651	.338	496	742	.668	454	783	1237	35.3	605	11	497	401	129	258	2412	68.9
Opponents	35		735	1790	.411	171	529	.323	445	633	.703	352	736	1088	31.1	630	-	405	492	100	205	2086	59.6

BIG EAST CONFERENCE STATISTICS

Player	GP-GS	Min-Avg	FG	FGA	Pct	3FG	FGA	Pct	FT	FTA	Pct	Off	Def	Tot	Avg	PF	FO	A	TO	Blk	Stl	Pts	Avg
GATES, Yancy	17-12	469-27.6	69	139	.496	1	6	.167	41	68	.603	30	82	112	6.6	40	1	17	20	15	17	180	10.6
KILPATRICK, Sean	18-0	372-20.7	62	143	.434	24	62	.387	35	49	.714	24	39	63	3.5	23	0	22	23	1	14	183	10.2
DIXON, Dion	18-14	483-26.8	59	159	.371	24	72	.333	37	50	.740	21	27	48	2.7	27	0	36	26	0	22	179	9.9
WRIGHT, Cashmere	18-18	477-26.5	49	124	.395	16	52	.308	45	62	.726	9	36	45	2.5	38	0	70	41	0	18	159	8.8
BISHOP, Rashad	18-18	526-29.2	50	144	.347	21	65	.323	24	32	.750	21	45	66	3.7	28	0	37	21	12	19	145	8.1
THOMAS, Ibrahima	18-15	313-17.4	36	71	.507	1	12	.083	13	22	.591	35	48	83	4.6	61	4	8	14	9	5	86	4.8
DAVIS, Larry	18-4	318-17.7	31	86	.360	15	50	.300	7	8	.875	10	10	20	1.1	27	0	14	12	0	7	84	4.7
WILKS, Darnell	18-9	291-16.2	25	49	.510	6	17	.353	17	27	.630	18	26	44	2.4	38	2	18	24	9	9	73	4.1
JACKSON, Justin	18-0	262-14.6	23	45	.511	0	0	.000	5	14	.357	17	31	48	2.7	37	2	14	21	11	16	51	2.8
EPPENSTEINER, Alex	1-0	1-1.0	1	1	1.000	0	0	.000	0	0	.000	0	0	0	0.0	0	0	0	0	0	0	2	2.0
McCLAIN, Anthony	13-0	79-6.1	8	11	.727	0	0	.000	7	11	.636	6	12	18	1.4	7	0	2	1	2	0	23	1.8
PARKER, JaQuon	8-0	31-3.9	0	4	.000	0	0	.000	2	4	.500	3	2	5	0.6	1	0	1	3	0	0	2	0.3
McBRIDE, Anthony	1-0	1-1.0	0	0	.000	0	0	.000	0	0	.000	0	0	0	0.0	1	0	0	0	0	0	0	0.0
TYREE, Eddie	1-0	2-2.0	0	1	.000	0	0	.000	0	0	.000	0	0	0	0.0	0	0	0	0	0	0	0	0.0
TEAM												31	22	53	2.9	2			9			0	
Total	18		413	977	.423	108	336	.321	233	347	.671	225	380	605	33.6	330	9	239	215	59	127	1167	64.8
Opponents	18		385	894	.431	91	270	.337	249	363	.686	187	381	568	31.6	326	-	225	247	56	113	1110	61.7

NCAA TOURNAMENT STATISTICS

Player	GP-GS	Min-Avg	FG	FGA	Pct	3FG	FGA	Pct	FT	FTA	Pct	Off	Def	Tot	Avg	PF	FO	A	TO	Blk	Stl	Pts	Avg
GATES, Yancy	2-2	71-35.5	11	19	.579	2	2	1.000	5	11	.455	4	13	17	8.5	4	0	1	0	1	0	29	14.5
BISHOP, Rashad	2-2	61-30.5	11	18	.611	4	7	.571	2	2	1.000	1	1	2	1.0	4	0	2	2	1	2	28	14.0
DIXON, Dion	2-2	54-27.0	6	15	.400	0	4	.000	9	10	.900	3	3	6	3.0	1	0	3	2	0	0	21	10.5
WRIGHT, Cashmere	2-2	62-31.0	7	21	.333	1	3	.333	4	5	.800	0	3	3	1.5	5	0	13	5	0	3	19	9.5
THOMAS, Ibrahima	2-2	38-19.0	5	6	.833	0	0	.000	3	3	1.000	2	8	10	5.0	8	1	0	2	1	1	13	6.5
KILPATRICK, Sean	2-0	41-20.5	5	11	.455	0	4	.000	2	4	.500	4	4	8	4.0	3	0	5	2	0	2	12	6.0
WILKS, Darnell	2-0	26-13.0	2	5	.400	1	2	.500	0	0	.000	1	1	2	1.0	5	0	0	2	1	0	5	2.5
PARKER, JaQuon	1-0	4-4.0	1	2	.500	0	1	.000	0	0	.000	0	0	0	0.0	0	0	0	0	0	0	2	2.0
JACKSON, Justin	2-0	22-11.0	2	3	.667	0	0	.000	0	0	.000	1	3	4	2.0	3	0	0	2	0	0	4	2.0
DAVIS, Larry	2-0	17-8.5	1	6	.167	0	2	.000	1	1	1.000	0	1	1	0.5	1	0	2	1	0	0	3	1.5
McBRIDE, Anthony	1-0	1-1.0	0	0	.000	0	0	.000	0	0	.000	0	0	0	0.0	0	0	0	0	0	0	0	0.0
TYREE, Eddie	2-0	1-0.5	0	1	.000	0	0	.000	0	0	.000	0	0	0	0.0	0	0	0	0	0	0	0	0.0
McCLAIN, Anthony	2-0	1-0.5	0	2	.000	0	0	.000	0	0	.000	2	0	2	1.0	0	0	0	0	0	0	0	0.0
EPPENSTEINER, Alex	1-0	1-1.0	0	0	.000	0	0	.000	0	0	.000	0	0	0	0.0	0	0	0	0	0	0	0	0.0
TEAM												4	2	6	3.0	0			1			0	
Total	2		51	109	.468	8	25	.320	26	36	.722	22	39	61	30.5	34	1	26	19	4	8	136	68.0
Opponents	2		43	107	.402	12	35	.343	34	43	.791	24	42	66	33.0	31	-	25	18	6	10	132	66.0

2010-11 SEASON RESULTS

DATE	OPPONENT	RESULT	SCORE	ATTEND	POINTS	REBOUNDS
Nov. 15	MOUNT ST. MARY'S	W	69-59	4,083	21 - KILPATRICK, Sean	10 - GATES, Yancy
Nov. 20	IPFW	W	65-59	4,491	13 - GATES, Yancy	9 - THOMAS, Ibrahima
					13 - KILPATRICK, Sean	
Nov. 22	FLORIDA A&M	W	76-51	4,116	18 - WRIGHT, Cashmere	11 - GATES, Yancy
Nov. 24	SAVANNAH STATE	W	54-41	3,949	12 - GATES, Yancy	9 - GATES, Yancy
Nov. 27	vs Dayton	W	68-34	6,016	20 - DIXON, Dion	8 - THOMAS, Ibrahima
Dec. 1	WRIGHT STATE	W	77-69	5,871	26 - KILPATRICK, Sean	7 - BISHOP, Rashad
					7 - GATES, Yancy	
Dec. 4	at TOLEDO	W	81-47	5,332	17 - DIXON, Dion	8 - THOMAS, Ibrahima
Dec. 11	UTAH VALLEY	W	92-72	5,054	17 - BISHOP, Rashad	12 - THOMAS, Ibrahima
Dec. 14	GEORGIA SOUTHERN	W	99-54	4,516	12 - BISHOP, Rashad	8 - WILKS, Darnell
					12 - DIXON, Dion	
					12 - THOMAS, Ibrahima	
Dec. 18	at Oklahoma	W	66-56	10,625	12 - WRIGHT, Cashmere	7 - GATES, Yancy
					12 - DIXON, Dion	
Dec. 21	at Miami (Ohio)	W	64-48	3,297	23 - DIXON, Dion	13 - THOMAS, Ibrahima
Dec. 23	ST. FRANCIS (PA.)	W	94-58	5,504	21 - KILPATRICK, Sean	8 - PARKER, JaQuon
Dec. 28	DEPAUL *	W	76-60	7,795	20 - DAVIS, Larry	10 - THOMAS, Ibrahima
Dec. 31	SETON HALL *	W	70-53	5,530	14 - KILPATRICK, Sean	9 - THOMAS, Ibrahima
Jan. 6	XAVIER	W	66-46	13,176	22 - GATES, Yancy	14 - GATES, Yancy
Jan. 9	at Villanova *	L	61-72	6,500	14 - BISHOP, Rashad	9 - GATES, Yancy
Jan. 12	USF *	W	74-66	6,201	18 - KILPATRICK, Sean	6 - DIXON, Dion
Jan. 15	at Syracuse *	L	52-67	24,338	18 - DIXON, Dion	8 - THOMAS, Ibrahima
Jan. 19	at Notre Dame *	L	58-66	8,309	16 - KILPATRICK, Sean	5 - THOMAS, Ibrahima
					5 - GATES, Yancy	
Jan. 22	at St. John's *	W	53-51	5,602	13 - GATES, Yancy	8 - GATES, Yancy
Jan. 26	RUTGERS *	W	72-56	6,404	20 - BISHOP, Rashad	12 - GATES, Yancy
Jan. 29	WEST VIRGINIA *	L	55-66	13,176	24 - WRIGHT, Cashmere	6 - KILPATRICK, Sean
Feb. 5	at PITT *	L	59-71	12,615	13 - DAVIS, Larry	6 - JACKSON, Justin
					6 - THOMAS, Ibrahima	
Feb. 8	at DePaul *	W	71-68	7,643	19 - KILPATRICK, Sean	7 - THOMAS, Ibrahima
Feb. 13	ST. JOHN'S *	L	57-59	7,374	15 - KILPATRICK, Sean	8 - THOMAS, Ibrahima
Feb. 16	LOUISVILLE *	W	63-54	11,511	20 - WRIGHT, Cashmere	6 - GATES, Yancy
					6 - BISHOP, Rashad	
Feb. 19	at Providence *	W (OT)	93-81	9,432	23 - BISHOP, Rashad	8 - GATES, Yancy
Feb. 23	at Georgetown *	W	58-46	13,241	17 - DIXON, Dion	11 - GATES, Yancy
					17 - GATES, Yancy	
Feb. 27	CONNECTICUT *	L	59-67	11,246	14 - GATES, Yancy	8 - GATES, Yancy
March 2	at Marquette *	W	67-60	15,538	15 - WRIGHT, Cashmere	11 - GATES, Yancy
March 5	GEORGETOWN *	W	69-47	12,197	14 - DIXON, Dion	6 - BISHOP, Rashad
					6 - WILKS, Darnell	
March 9	vs USF ^	W	87-61	19,375	25 - GATES, Yancy	6 - DIXON, Dion
March 10	vs Notre Dame ^	L	51-89	19,375	15 - DIXON, Dion	9 - GATES, Yancy
March 17	vs Missouri @	W	78-63	17,706	18 - GATES, Yancy	11 - GATES, Yancy
March 19	vs Connecticut @	L	58-69	18,684	22 - BISHOP, Rashad	6 - GATES, Yancy

* - Conference game; ^ - BIG EAST Tournament; @ - NCAA Tournament

2010-11 GAME-BY-GAME COMPARISONS / HIGHS & LOWS

Opponent	1st	2nd	Score	Mar	Total FG	FG Pct	3-Pointers	3FG Pct	Free Throws	FT Pct	Rebounds	Mar	Assist	TOver	Block	Steal	Fouls
MOUNT ST. MARY'S	40/21	29/38	69-59	+10	22-57/23-55	.386/.418	5-15/1-9	.333/.111	20-30/12-18	.667/.667	38/33	+5	11/11	17/20	4/2	12/7	19/19
IPFW	45/32	20/27	65-59	+6	23-47/22-51	.489/.431	3-17/7-19	.176/.368	16-29/8-9	.552/.889	34/24	+10	12/13	15/16	3/2	9/12	14/23
FLORIDA A&M	37/24	39/27	76-51	+25	25-59/19-56	.424/.339	12-27/4-17	.444/.235	14-23/9-16	.609/.563	46/27	+19	18/6	11/11	4/5	6/7	16/16
SAVANNAH STATE	29/19	25/22	54-41	+13	18-53/16-42	.340/.381	4-12/5-14	.333/.357	14-19/4-6	.737/.667	37/28	+9	12/9	14/18	3/1	8/5	12/17
Dayton	42/19	26/15	68-34	+34	22-54/12-60	.407/.200	8-23/2-14	.348/.143	16-26/8-13	.615/.615	44/40	+4	17/6	11/16	7/1	9/4	19/23
WRIGHT STATE	34/29	43/40	77-69	+8	28-55/26-52	.509/.500	8-19/8-16	.421/.500	13-19/9-12	.684/.750	27/28	(1)	18/8	8/15	5/1	7/3	12/18
TOLEDO	53/21	28/26	81-47	+34	31-63/15-49	.492/.306	10-29/2-9	.345/.222	9-15/15-26	.600/.577	40/36	+4	22/12	8/18	3/0	10/3	19/11
UTAH VALLEY	56/38	36/34	92-72	+20	32-67/27-57	.478/.474	14-28/7-16	.500/.438	14-25/11-12	.560/.917	39/32	+7	17/9	9/18	4/4	12/3	16/18
GEORGIA SOUTHERN	50/23	49/31	99-54	+45	35-63/23-58	.556/.397	6-12/1-8	.500/.125	23-30/7-13	.767/.538	42/28	+14	26/14	9/15	7/4	8/6	16/24
Oklahoma	28/21	38/35	66-56	+10	21-50/18-54	.420/.333	3-17/4-22	.176/.182	21-30/16-22	.700/.727	38/33	+5	10/9	13/13	0/1	8/6	21/20
Miami	35/28	29/20	64-48	+16	21-54/16-44	.389/.364	4-16/6-20	.250/.300	18-27/10-13	.667/.769	40/27	+13	7/9	7/14	4/3	8/3	14/19
ST. FRANCIS (PA.)	47/21	47/37	94-58	+36	36-69/20-53	.522/.377	12-24/6-17	.500/.353	10-20/12-13	.500/.923	41/26	+15	23/13	13/22	4/3	13/7	10/17
DEPAUL UNIVERSITY	40/21	36/39	76-60	+16	27-63/26-66	.429/.394	4-15/3-13	.267/.231	18-27/5-12	.667/.417	43/40	+3	13/15	8/17	5/1	9/4	16/22
SETON HALL	35/29	35/24	70-53	+17	24-51/15-45	.471/.333	6-20/5-14	.300/.357	16-20/18-25	.800/.720	34/26	+8	15/9	12/14	3/0	5/9	17/19
XAVIER UNIVERSITY	28/20	38/26	66-46	+20	23-55/18-46	.418/.391	5-16/1-10	.313/.100	15-16/9-15	.938/.600	36/29	+7	13/4	10/15	6/4	7/5	16/15
Villanova	23/39	38/33	61-72	(11)	22-61/19-42	.361/.452	2-20/6-15	.100/.400	15-25/28-33	.600/.848	33/35	(2)	9/14	13/19	1/8	10/4	23/23
USF	37/32	37/34	74-66	+8	21-48/21-46	.438/.457	7-20/3-11	.350/.273	25-35/21-24	.714/.875	25/32	(7)	14/8	8/18	1/3	10/5	19/24
Syracuse	31/35	21/32	52-67	(15)	18-59/27-48	.305/.563	11-28/6-14	.393/.429	5-11/7-13	.455/.538	28/41	(13)	13/16	6/13	0/10	5/5	16/12
Notre Dame	19/33	39/33	58-66	(8)	23-60/20-44	.383/.455	7-16/7-14	.438/.500	5-8/19-24	.625/.792	32/32	-	14/16	8/10	2/3	4/4	22/14
St. John's	28/22	25/29	53-51	+2	21-50/17-43	.420/.395	5-17/5-9	.294/.556	6-7/12-26	.857/.462	39/25	+14	11/10	17/9	5/2	4/8	23/14
RUTGERS	31/30	41/26	72-56	+16	22-47/23-50	.468/.460	6-18/1-11	.333/.091	22-30/9-14	.733/.643	34/24	+10	16/9	13/13	5/1	6/6	15/23
WEST VIRGINIA	27/33	28/33	55-66	(11)	21-60/19-45	.350/.422	8-29/4-13	.276/.308	5-11/24-30	.455/.800	30/42	(12)	7/13	8/14	5/4	10/3	24/15
PITT	23/40	36/31	59-71	(12)	21-63/22-47	.333/.468	2-13/7-15	.154/.467	15-23/20-32	.652/.625	40/38	+2	10/15	16/18	6/5	8/8	25/20
DePaul University	41/26	30/42	71-68	+3	28-48/26-53	.583/.491	3-8/8-15	.375/.533	12-22/8-16	.545/.500	30/27	+3	19/19	14/11	3/2	5/8	14/22
ST. JOHN'S	30/35	27/24	57-59	(2)	19-53/23-46	.358/.500	11-30/4-10	.367/.400	8-15/9-12	.533/.750	32/28	+4	13/13	14/15	4/0	7/7	16/15
LOUISVILLE	36/24	27/30	63-54	+9	21-47/23-49	.447/.469	5-14/4-17	.357/.235	16-24/4-7	.667/.571	29/28	+1	12/11	11/14	3/6	11/6	14/20
Providence College	40/34	33/39	93-81	+12	34-65/33-74	.523/.446	6-18/6-24	.333/.250	19-26/9-20	.731/.450	40/39	+1	22/19	14/16	2/2	6/9	18/21
Georgetown	26/26	32/20	58-46	+12	21-50/12-48	.420/.250	7-14/5-23	.500/.217	9-13/17-20	.692/.850	36/31	+5	10/8	14/13	5/3	9/5	16/18
CONNECTICUT	27/30	32/37	59-67	(8)	24-54/23-46	.444/.500	4-17/10-19	.235/.526	7-8/11-15	.875/.733	29/25	+4	14/13	17/15	3/2	9/8	16/14
Marquette	37/31	30/29	67-60	+7	28-56/19-49	.500/.388	5-17/3-15	.294/.200	6-12/19-26	.500/.731	34/30	+4	17/9	11/11	2/2	8/8	22/10
GEORGETOWN	30/24	39/23	69-47	+22	18-42/17-53	.429/.321	9-22/4-18	.409/.222	24-30/9-14	.800/.643	37/25	+12	10/8	11/7	4/2	1/6	14/20
USF	32/24	55/37	87-61	+26	28-49/20-55	.571/.364	5-13/5-14	.385/.357	26-33/16-18	.788/.889	36/25	+11	17/10	12/11	7/1	4/7	16/21
Notre Dame	30/40	21/49	51-89	(38)	19-58/32-57	.328/.561	5-22/9-19	.227/.474	8-17/16-21	.471/.762	33/38	(5)	9/22	10/5	5/6	2/4	21/12
Missouri	39/28	39/35	78-63	+15	29-54/24-63	.537/.381	4-11/6-19	.364/.316	16-22/9-13	.727/.692	36/31	+5	14/15	11/9	2/3	3/7	15/18
Connecticut	28/36	30/33	58-69	(11)	22-55/19-44	.400/.432	4-14/6-16	.286/.375	10-14/25-30	.714/.833	25/35	(10)	12/10	8/9	2/3	5/3	19/13

Note: Game totals are displayed in the format TEAM/OPPONENT for each category

TEAM & OPPONENT HIGHS & LOWS

CINCINNATI	HIGH	LOW	OPPONENT	HIGH	LOW
Points	99 v. Georgia Southern (12/14/10)	51 v. Notre Dame (3/10/11)	Points	89, Notre Dame (3/10/11)	34, Dayton (11/27/10)
Field Goals Made	36 v. St. Francis [Pa.] (12/23/10)	18, 3x, last v. Georgetown (3/5/11)	Field Goals Made	33 at Providence (2/19/11)	12, 2x, last Georgetown (2/23/11)
Field Goal Atts	69 v. St. Francis [Pa.] (12/23/10)	42 v. Georgetown (3/5/11)	Field Goal Atts	74 at Providence (2/19/11)	42, 2x, last at Villanova (1/9/11)
Field Goal Pct.	.583 at DePaul (2/8/10)	.305 (18-59) at Syracuse (1/15/11)	Field Goal Pct.	.563 (27-48) at Syracuse (1/15/11)	.200 (12-60), Dayton (11/27/10)
3 Pt Field Goals Made	14 v. Utah Valley (12/11/10)	2, 2x, last at Pitt (2/5/11)	3 Pt Field Goals Made	10 - Connecticut (2/27/11)	1, 4x, last Rutgers (1/26/11)
3 Pt Field Goal Atts	30 v. St. John's (2/13/11)	8 at DePaul (2/8/11)	3 Pt Field Goal Atts	24 at Providence (2/19/11)	8, Georgia Southern (12/14/10)
3 Pt Field Goal Pct.	.500, 4x; (14-28) v. Utah Valley (12/11/10)	.100 (2-20) at Villanova (1/9/11)	3 Pt Field Goal Pct.	.556 (5-9) at St. John's (1/22/11)	.091, Rutgers (1/26/11)
Free Throws Made	26 v. USF (1/12/11)	5, 3x, last v. West Virginia (1/29/11)	Free Throws Made	28 at Villanova (1/9/11)	4, 2x, last Louisville (2/26/11)
Free Throws Atts	35 v. USF (1/12/11)	7 at St. John's (1/22/11)	Free Throws Atts	33 at Villanova (1/9/11)	6, Savannah State (11/24/10)
Free Throw Pct.	.938 (15-16) v. Xavier (1/6/11)	.455 (5-11), 2x, last v. West Virginia (1/29/11)	Free Throw Pct.	.923 (12-13), St. Francis [Pa.] (12/23/10)	.417 (5-12), DePaul (12/28/10)
Rebounds	46 v. Florida A&M (11/22/10)	25, 2x, last v. Connecticut (3/19/11)	Rebounds	42, West Virginia (1/29/11)	24, 2x, last Rutgers (1/26/11)
Assists	26 v. Georgia Southern (12/14/11)	7, 2x, last v. West Virginia (1/29/11)	Assists	22, Notre Dame (3/10/11)	4, Xavier (1/6/11)
Steals	13 v. St. Francis [Pa.] (12/23/10)	1 v. Georgetown (3/5/11)	Steals	12, IPFW (11/20/10)	3, 6x, last Connecticut (3/19/11)
Blocked Shots	7, 3x, last v. USF (3/9/11)	0, 2x, last at Syracuse (1/15/11)	Blocked Shots	10 at Syracuse (1/15/11)	0, 3x, last St. John's (2/13/11)
Turnovers	17, 3x, last v. Connecticut (2/27/11)	6 at Syracuse (1/15/11)	Turnovers	22, St. Francis [Pa.] (12/23/10)	5 vs. Notre Dame (3/10/11)
Fouls	25 at Pitt (2/5/11)	10 v. St. Francis [Pa.] 12/23/10)	Fouls	24, USF (1/12/11)	10 at Marquette (3/2/11)

2010-11 POINTS-REBOUNDS-ASSISTS

Opponent	WRIGHT	TYREE	DIXON	JACKSON	EPPENS.	DAVIS	WILKS	BISHOP	KILPATRICK	MCBRIDE	MCCLAIN	THOMAS	GATES	PARKER
MOUNT ST. MARY'S	3-2-4	DNP	3-6-0	0-4-2	DNP	3-1-1	3-3-0	8-3-0	21-3-1	DNP	2-1-1	9-2-0	15-10-2	2-1-0
IPFW	8-1-4	DNP	10-0-1	1-1-0	DNP	0-0-0	0-1-0	11-3-2	13-4-1	DNP	0-0-0	9-9-1	13-7-3	0-1-0
FLORIDA A&M	18-4-8	DNP	14-1-3	1-2-1	DNP	1-0-0	2-4-1	8-6-0	3-2-4	DNP	3-2-0	11-6-0	11-11-1	4-5-0
SAVANNAH STATE	11-3-3	DNP	9-2-3	0-1-0	DNP	0-1-1	2-2-0	8-2-1	2-1-0	DNP	1-3-0	6-8-1	12-9-3	3-2-0
vs Dayton	6-3-5	0-0-0	20-3-2	5-7-1	0-0-0	3-1-0	4-6-5	10-4-1	8-1-0	0-0-0	0-3-0	6-8-1	5-2-1	1-2-1
WRIGHT STATE	10-1-3	DNP	11-1-0	2-3-2	DNP	3-1-3	3-1-2	10-7-0	26-2-3	DNP	DNP	2-2-1	10-7-2	0-2-2
at TOLEDO	10-1-4	0-0-0	17-3-1	2-0-0	0-0-0	9-1-1	8-3-2	5-5-4	9-4-1	0-1-0	4-5-1	7-8-3	8-4-1	2-4-4
UTAH VALLEY	15-4-2	DNP	15-3-4	2-4-0	DNP	5-1-1	6-3-2	17-2-2	4-4-3	DNP	0-0-0	11-12-1	14-3-2	3-1-0
GEORGIA SOUTHERN	9-3-7	2-0-0	12-1-2	4-5-3	2-0-0	11-0-1	3-8-2	12-3-3	10-4-3	0-0-0	4-2-0	12-5-2	12-6-1	6-4-2
at Oklahoma	12-3-2	DNP	12-3-1	2-1-0	DNP	4-0-1	5-3-1	9-5-2	8-6-1	DNP	DNP	3-4-0	11-7-0	0-3-2
at Miami	12-2-3	DNP	23-7-2	2-1-0	DNP	3-1-0	3-2-0	2-4-1	0-1-1	DNP	DNP	11-13-0	8-8-0	0-0-0
ST. FRANCIS (PA.)	6-0-1	0-0-0	7-3-3	7-4-1	0-0-0	18-2-4	0-3-0	2-1-2	21-3-2	0-0-1	5-7-0	5-2-0	18-6-3	5-8-6
DEPAUL	4-2-4	DNP	16-2-2	0-1-1	DNP	20-2-0	11-5-1	2-4-1	2-4-1	DNP	0-0-0	6-10-1	15-6-2	0-2-0
SETON HALL	6-3-4	DNP	9-1-6	0-1-0	DNP	3-1-0	7-2-2	10-4-1	14-6-1	DNP	0-0-0	12-9-0	9-6-1	DNP
XAVIER	10-2-4	DNP	16-9-0	0-0-0	DNP	8-2-2	0-0-2	8-1-0	0-1-1	DNP	0-1-0	2-4-2	22-14-2	DNP
at Villanova	7-1-0	DNP	8-6-0	3-3-0	DNP	3-1-0	0-1-2	14-3-3	11-3-3	DNP	DNP	4-3-0	11-9-0	0-0-1
USF	11-3-5	DNP	11-6-0	3-0-1	DNP	3-2-2	12-2-1	4-3-2	18-3-3	DNP	2-0-0	0-2-0	9-3-0	1-0-0
at Syracuse	6-1-4	DNP	18-2-2	2-2-1	DNP	3-2-0	2-1-1	1-2-2	11-3-0	DNP	2-1-0	4-8-2	3-3-1	DNP
at Notre Dame	7-3-6	DNP	10-2-2	0-2-0	DNP	3-0-0	3-1-2	5-3-2	16-2-1	DNP	0-2-0	0-5-0	13-5-1	1-2-0
at St. John's	10-3-4	DNP	0-1-1	8-6-1	DNP	9-0-1	0-2-0	5-5-1	1-3-2	DNP	4-6-1	3-1-0	13-8-0	0-0-0
RUTGERS	2-0-4	DNP	14-4-1	2-0-0	DNP	8-3-3	4-5-1	20-2-4	7-3-1	DNP	2-1-1	2-2-1	11-12-0	DNP
WEST VIRGINIA	24-3-1	DNP	9-4-4	0-0-0	DNP	3-1-0	0-0-1	3-2-0	7-6-0	DNP	0-1-0	2-5-0	7-5-1	DNP
at PITT	6-4-3	DNP	0-2-3	8-6-2	DNP	13-2-0	4-5-0	5-4-2	6-4-0	DNP	10-4-0	7-6-0	DNP	0-1-0
at DePaul	10-2-5	DNP	4-2-1	0-0-0	DNP	4-0-0	6-5-2	7-5-4	19-4-5	DNP	0-0-0	16-7-2	5-3-0	DNP
ST. JOHN'S	5-1-2	DNP	12-3-2	2-6-1	DNP	3-1-2	3-0-1	10-6-4	15-2-0	DNP	0-1-0	7-8-1	0-3-0	DNP
LOUISVILLE	20-3-2	DNP	2-3-3	3-4-3	DNP	2-1-0	0-0-1	8-6-1	18-2-0	DNP	DNP	2-0-0	8-6-2	DNP
at Providence	11-4-11	DNP	16-3-2	5-4-0	DNP	2-3-2	4-4-2	23-6-3	8-1-0	DNP	DNP	3-5-0	21-8-2	DNP
at Georgetown	6-5-2	DNP	17-1-1	6-6-2	DNP	0-1-2	0-1-0	12-3-1	0-4-1	DNP	0-0-0	0-1-0	17-11-1	DNP
CONNECTICUT	3-3-4	DNP	7-0-0	4-4-2	DNP	2-0-2	7-2-0	11-1-1	11-7-2	DNP	DNP	0-0-0	14-8-3	DNP
at Marquette	15-2-5	DNP	12-2-3	4-2-0	DNP	0-0-0	2-2-1	5-1-3	6-3-2	DNP	DNP	12-7-1	11-11-2	0-0-0
GEORGETOWN	6-2-4	0-0-0	14-4-3	1-1-0	2-0-0	3-0-0	8-6-0	0-6-2	13-3-0	0-0-0	3-2-0	6-4-0	13-5-1	0-0-0
vs USF	2-3-3	0-0-0	21-6-3	2-1-0	0-0-0	3-2-2	2-3-2	7-3-2	12-3-2	0-0-0	0-2-0	8-5-2	25-4-1	5-0-0
as Notre Dame	2-1-2	DNP	15-1-1	4-2-0	DNP	0-2-0	7-3-1	4-4-1	7-1-2	0-0-0	0-0-0	0-3-0	12-9-2	0-2-0
vs Missouri	11-1-7	0-0-0	16-6-1	4-4-0	0-0-0	3-0-2	3-0-0	6-1-2	10-3-1	0-0-0	0-0-0	7-7-0	18-11-1	DNP
vs Connecticut	8-2-6	0-0-0	5-0-2	0-0-0	DNP	0-1-0	2-2-0	22-1-0	2-5-4	DNP	0-2-0	6-3-0	11-6-0	2-0-0

P-R-A: Points-Rebounds-Assists.

2010-11 DEPARTED LETTERMEN CAREER STATISTICS

RASHAD BISHOP • F • 6-6 • 225 • NEWARK, N.J. (KENNEDY)

Bishop's Career Statistics			Total		3-FGs		FTs		Rebounds		PF	FO	Ast	TO	Blk	Stl	Pts-Avg
Year	GP-GS	Min-Avg	FG-FGA	Pct	FG-FGA	Pct	FT-FTA	Pct	Off-Def-Tot	Avg							
2007-08	32-20	748-23.4	60-152	.395	19-65	.292	34-49	.694	35-73-108	3.4	55	1	43	39	11	21	173-5.4
2008-09	32-30	879-27.5	71-171	.415	15-57	.263	15-29	.517	37-91-128	4.0	62	4	81	50	8	37	172-5.4
2009-10	30-20	773-25.8	100-200	.500	23-71	.324	28-49	.571	42-91-133	4.4	56	0	55	36	19	20	251-8.4
2010-11	35-33	931-26.6	103-249	.414	42-113	.372	46-56	.821	38-83-121	3.5	50	0	60	38	20	34	294-8.4
TOTAL	129-103	3331-25.8	334-772	.433	99-306	.324	123-183	.672	152-338-490	3.8	223	5	239	163	58	112	890-6.9

LARRY DAVIS • G • 6-3 • 195 • HOUSTON, TEXAS (ALIEF-HASTINGS)

Davis' Career Statistics			Total		3-FGs		FTs		Rebounds		PF	FO	Ast	TO	Blk	Stl	Pts-Avg
Year	GP-GS	Min-Avg	FG-FGA	Pct	FG-FGA	Pct	FT-FTA	Pct	Off-Def-Tot	Avg							
2007-08	32-2	367-11.5	52-125	.416	21-70	.300	13-19	.684	6-16-22	0.7	42	0	18	24	2	7	138-4.3
2008-09	32-26	731-22.8	80-218	.367	43-122	.352	13-21	.619	25-34-59	1.8	62	2	48	35	4	20	216-6.8
2009-10	33-7	436-13.2	37-128	.289	20-82	.244	10-13	.769	17-28-45	1.4	33	1	23	28	1	12	104-3.2
2010-11	35-5	565-16.1	56-150	.373	30-89	.337	16-22	.727	17-19-36	1.0	43	0	33	25	0	17	158-4.5
TOTAL	132-40	2099-15.9	225-621	.362	114-363	.314	52-75	.693	65-97-162	1.2	180	3	122	112	7	56	616-4.7

ANTHONY McBRIDE • G • 6-2 • 210 • CINCINNATI, OHIO (WITHROW)

McBride's Career Statistics			Total		3-FGs		FTs		Rebounds		PF	FO	Ast	TO	Blk	Stl	Pts-Avg
Year	GP-GS	Min-Avg	FG-FGA	Pct	FG-FGA	Pct	FT-FTA	Pct	Off-Def-Tot	Avg							
2010-11	8-0	12-1.5	0-2	.000	0-1	.000	0-0	.000	0-1-1	0.1	1	0	1	0	0	0	0-0.0
TOTAL	8-0	12-1.5	0-2	.000	0-1	.000	0-0	.000	0-1-1	0.1	1	0	1	0	0	0	0-0.0

ANTHONY McCLAIN • C • 7-0 • 255 • TRENTON, N.J. (NATIONAL CHRISTIAN ACADEMY)

McClain's Career Statistics			Total		3-FGs		FTs		Rebounds		PF	FO	Ast	TO	Blk	Stl	Pts-Avg
Year	GP-GS	Min-Avg	FG-FGA	Pct	FG-FGA	Pct	FT-FTA	Pct	Off-Def-Tot	Avg							
2007-08	31-0	295-9.5	34-77	.442	0-0	.000	15-32	.469	43-49-92	3.0	47	2	4	19	26	3	83-2.7
2008-09	24-2	159-6.6	22-37	.595	0-0	.000	14-26	.538	18-25-43	1.8	17	0	5	9	20	1	58-2.4
2009-10	16-1	67-4.2	6-13	.462	0-0	.000	1-4	.250	10-12-22	1.4	8	0	0	3	9	0	13-0.8
2010-11	27-1	166-6.1	14-26	.538	0-0	.000	14-24	.583	22-24-46	1.7	17	0	4	6	5	0	42-1.6
TOTAL	98-4	687-7.0	76-153	.497	0-0	.000	44-86	.512	93-110-203	2.1	89	2	13	37	60	4	196-2.0

IBRAHIMA THOMAS • F/C • 6-11 • 230 • DAKAR, SENEGAL (OKLAHOMA STATE)

Thomas' Career Statistics			Total		3-FGs		FTs		Rebounds		PF	FO	Ast	TO	Blk	Stl	Pts-Avg
Year	GP-GS	Min-Avg	FG-FGA	Pct	FG-FGA	Pct	FT-FTA	Pct	Off-Def-Tot	Avg							
2009-10	28-22	511-18.3	54-141	.383	8-31	.258	45-83	.542	51-101-152	5.4	66	3	7	25	19	9	161-5.8
2010-11	35-31	664-19.0	78-157	.497	3-28	.107	42-70	.600	73-111-184	5.3	106	5	22	29	21	18	201-5.7
TOTAL	63-53	1175-18.7	132-298	.443	11-59	.186	87-153	.569	124-212-336	5.3	172	8	29	54	40	27	362-5.7

EDDIE TYREE • G • 5-10 • 175 • CANAL WINCHESTER, OHIO (THOMAS MORE)

Tyree's Career Statistics			Total		3-FGs		FTs		Rebounds		PF	FO	Ast	TO	Blk	Stl	Pts-Avg
Year	GP-GS	Min-Avg	FG-FGA	Pct	FG-FGA	Pct	FT-FTA	Pct	Off-Def-Tot	Avg							
2009-10	3-0	5-1.7	1-1	1.000	0-0	.000	0-0	.000	0-0-0	0.0	1	0	0	1	0	0	2-0.7
2010-11	8-0	13-1.6	1-3	.333	0-0	.000	0-1	.000	0-0-0	0.0	2	0	0	1	0	0	2-0.3
TOTAL	11-0	18-1.6	2-4	.500	0-0	.000	0-1	.000	0-0-0	0.0	3	0	0	2	0	0	4-0.4

DARNELL WILKS • F • 6-7 • 205 • NASHVILLE, TENN. (PIONEER CHRISTIAN ACADEMY)

Wilks' Career Statistics			Total		3-FGs		FTs		Rebounds		PF	FO	Ast	TO	Blk	Stl	Pts-Avg
Year	GP-GS	Min-Avg	FG-FGA	Pct	FG-FGA	Pct	FT-FTA	Pct	Off-Def-Tot	Avg							
2007-08	17-0	76-4.5	8-17	.471	0-6	.000	0-3	.000	2-5-7	0.4	12	0	2	6	1	1	16-0.9
2008-09	30-2	253-8.4	23-50	.460	10-21	.476	7-17	.412	13-30-43	1.4	49	1	20	25	9	16	63-2.1
2009-10	34-0	340-10.0	49-98	.500	12-32	.375	6-13	.462	32-34-66	1.9	57	0	15	22	11	7	116-3.4
2010-11	35-11	525-15.0	41-95	.432	11-35	.314	33-52	.635	39-52-91	2.6	72	2	38	35	16	20	126-3.6
TOTAL	116-13	1194-10.3	121-260	.465	33-94	.351	46-85	.541	86-121-207	1.8	190	3	75	88	37	44	321-2.8

MEDIA INFORMATION

MEDIA CREDENTIALS

Media and photo credentials may be secured by contacting the Sports Communications Office. Credential requests must be received by the Sports Communications Office no later than 48 hours in advance of the game, and may be made via fax (513-556-0619) or e-mail (andre.foushee@uc.edu). Credentials will be held at the Media Entrance (Southeast corner of Fifth Third Arena) for pick up on the day of the game, unless other arrangements are made. All persons picking up credentials will be required to furnish photo identification. Credentials shall be allocated and space in the media seating areas shall be assigned according to the following priority:

- (1) originating radio and television outlets;
- (2) daily newspapers providing regular coverage of Cincinnati and its opponent;
- (3) national news agencies servicing the print and broadcast media;
- (4) radio and television outlets providing regular coverage of Cincinnati and its opponent;
- (5) national or regional print, broadcast and electronic media;
- (6) officially-sanctioned student media, specialty publications, and electronic publications of Cincinnati and its opponent;
- (7) other types of print and broadcast media.

Other Guidelines

- Season media credentials are issued to those outlets which cover the Bearcats on a regular basis. They do not guarantee working space in media work areas.
- With the exception of UC beat reporters covering the team on a daily basis and producing daily reports, all passes are approved and issued on a game-by-game basis.
- Passes are non-transferable and are subject to immediate revocation if transferred to non-working members of a media outlet.
- Due to limited space and to ensure compliance with NCAA guidelines, no credentials will be issued to "freelance" writers or photographers without a specific assignment received in writing by the assigning organization.
- University of Cincinnati and the NCAA prohibit the issuance of credentials to representatives of an organization that regularly publishes gambling information, such as "tout sheets" or "tip sheets."
- Credentials are issued to web sites that are affiliated with national or regional media organizations, e.g. USA Today.com, ESPN.com, CBS SportsLine, etc., for web sites of BIG EAST Conference schools or non-conference opponents, or for the BIG EAST Conference office.
- Web sites that sponsor "message boards" or "chat rooms" where people are allowed to post anonymous information or rumors are ineligible for credentials or access to media functions. If a news-gathering medium has an online site that sponsors these anonymous forums, they may continue to request credentials under their traditional medium (newspaper, magazine, radio or television), but will not be granted additional passes or access for online staff.
- Photo passes will be issued only to accredited photographers on assignment. Any photographer or media member not complying with instructions of University staff may be required to surrender their credentials.
- Stations bringing satellite trucks for live transmissions will not be guaranteed parking spaces unless the Sports Communications Office is specifically notified at least 48 hours prior to game dates they will be in attendance.
- All credentials are non-transferable and no credentials will be issued to those under the age of 18.
- Spouses, dates, non-workers and anyone under the age of 18 are not allowed in the media areas of the press box in compliance with the working code of the Basketball Writers Association of America (USBWAA).

PARKING PASSES

May be obtained only by making requests for credentials one week in advance of the game to allow for delivery.

PHOTOGRAPHERS

Are limited to working in the designated areas at each end of the court, unless special arrangements have been made. Courtside lighting averages 180 candlepower, daylight-equivalent.

RADIO & TV

Permission to broadcast or telecast a Cincinnati game from the Fifth Third Arena must be requested through Assistant AD Michael Harris. Phone and ISDN service are installed for use by official visiting radio stations on a reciprocal basis.

INTERNET

Wireless internet is available inside the main arena of Fifth Third Arena. Members of the UC Sports Communications staff will be available to assist you. There is no access fee.

POSTGAME INTERVIEWS

Per BIG EAST Conference policy, the head coaches of both teams will be brought to the interview room. The order of appearance will be determined by postgame radio/television commitments of the coaches and how to provide access to the coaches as quickly as possible. The Cincinnati locker room is closed to all members of the media. Players requested for interview by the media will be brought to the interview room in Fifth Third Arena; or, when on the road, to an interview area.

INTERVIEWS

Coach Cronin is available two days prior to games before practice to discuss the Bearcats' upcoming opponent. Cronin, along with UC players, will be available generally 30 minutes before practice. To request a specific interview with Coach Cronin or a player, call or email Andre Foushee (513-556-5182; email: andre.foushee@uc.edu). Home or cell phone numbers for players will not be provided. Freshmen players are unavailable for any interviews until the end of the fall quarter.

BIG EAST TELECONFERENCE

Mick Cronin will participate in the BIG EAST Conference teleconference on Mondays. For information on how to access the teleconference or its playback, contact the BIG EAST Conference communications office (401-453-0660) or the UC Sports Communications Office (513-556-5191).

INFORMATION DISTRIBUTION SERVICE

Cincinnati basketball information and statistics are continually available to the media via the Athletic Department web site: www.GoBEARCATS.com. The Sports Communications Office will also e-mail game notes packages to media as the game notes become available. To be placed on the list, contact Andre Foushee (andre.foushee@uc.edu).

STATISTICS/TRANSMISSION SERVICES:

Play-by-play and statistics will be available during and after each game. Quotes from both coaches will be distributed. Fax service is also available.

ON THE WEB

From GoBEARCATS.com, you can find all pertinent information regarding the UC men's basketball team, including schedules, results, rosters, bios, statistics, and game notes. Live video of Coach Cronin's press conference, plus replays of his weekly teleconference and television interviews are available from the site as well. Information on the BIG EAST Conference and all member institutions is also available through the BIG EAST web site at www.bigeast.org.

DIRECTIONS TO FIFTH THIRD ARENA

FROM I-71 South (Columbus)

- I-71 south to Exit 3 - Taft Road (Taft is one-way going west).
- Stay on Taft approximately seven blocks to the intersection of Jefferson Avenue. University Plaza will appear on the right.
- Turn right at the University Plaza onto Jefferson Avenue.
- At the first light, turn left on Corry Street.
- Corry Street Garage is on the left.

FROM U.S. 50 (Portsmouth and East)

- U.S. 50 to Taft Road (Taft is one-way going west).
- Stay on Taft to the intersection of Jefferson Avenue.
- Turn right at the University Plaza onto Jefferson Avenue.
- At the first light, turn left on Corry Street.
- Corry Street Garage is on the left.

FROM I-75 North or South

- Take Exit 3 - Hopple Street. At the end of the ramp (stop light) turn left (east).
- Cross over interstate and through Central Parkway. Hopple eventually becomes Martin Luther King Drive, the campus will appear on the right.
- At the sixth light, turn right onto Jefferson Avenue.
- At the second light, Corry Street, turn right. Corry Street Garage is on the left.

FROM I-74 (Indianapolis and West)

- Take I-74 to I-75 south
- Follow directions above from I-75.

Fifth Third Arena at Shoemaker Center is to the right with Nippert Stadium next to it. Armory Fieldhouse is behind the Shoemaker Center. Gettler Stadium is on the left.

MISCELLANEOUS

UC SPORTS COMMUNICATIONS STAFF



DOUG MOSLEY
ASSOCIATE ATHLETIC DIRECTOR
Cell: 318.366.8734
doug.mosley@uc.edu



RYAN KOSLEN
ASSOCIATE SID
Cell: 513.497.3132
ryan.koslen@uc.edu



JEREMY MARTIN
ASSOCIATE SID
Cell: 513.519.9792
jeremy.martin@uc.edu



KATIE BARAN
ASSISTANT SID
Cell: 513.378.9712
katie.baran@uc.edu



ANDRE FOUSHEE
ASSISTANT SID
Cell: 859.797.7871
andre.foushee@uc.edu
BASKETBALL CONTACT



JEFF GEISER
ASSISTANT SID
Cell: 513.235.3446
jeff.geiser@uc.edu



TOM GELEHRTER
DIR./NEW MEDIA & BROADCASTING
Cell: 513.502.0113
tom.gelehrter@uc.edu



MEGAN HENDERSON
INTERM
Cell: 513.328.7475
henderson4321@gmail.com

RADIO CREW

ON-AIR-TALENT

DAN HOARD – Play-by-Play

Dan Hoard is in his 12th year as the play-by-play voice. Hoard has been a focal point of Bearcats broadcasts since coming to Cincinnati from Syracuse, N.Y. in 1995. He served as the Bearcats' radio voice in 1996 and handled the play-by-play on the local television football and basketball telecasts from 1996-2000. He took over the radio play-by-play duties in 2000.

CHUCK MACHOCK – Color Analyst

Machock has been associated with the University of Cincinnati Department of Athletics for the past 20 years, yet his association actually began much earlier, as a student and a member of the basketball teams of the late 1950s. Machock was a teammate of Oscar Robertson for one season before launching his coaching career at area high schools while still a student at UC. Machock later capped a three-decade coaching career at UC, returning as the Bearcats' volunteer coach in 1989. When the volunteer assistant coaching position was eliminated by the NCAA after the 1992 season, Machock became the analyst on the radio broadcasts, a position he has held since.

MO EGGER – Host and Engineer

Mo Egger is the host, producer, and engineer on UC broadcasts. He is the morning sports anchor on 700 WLW, and hosts afternoons on 1530 Homer. A New Jersey native and a graduate of the University of Dayton, he has been with Clear Channel since 1997 and has worked on UC broadcasts since 2001.

OPPONENT SID INFORMATION

ALABAMA STATE

SID: Darrell Orand
Office: 334-229-5215
dorand@alasu.edu
bamastatesports.com

ARKANSAS-PINE BLUFF

SID: Andrew Roberts
Office: 870-575-7949
robertsa@uapb.edu
uapblionsroar.com

CHICAGO STATE

SID: Corey Miggins
Office: 773-995-2217
cmiggins@csu.edu
gocsucougars.com

CONNECTICUT

SID: Kyle Muncy
Office: 860-486-3531
kyle.muncy@uconn.edu
uconnhuskies.com

DEPAUL

SID: Greg Greenwell
Office: 773-325-7546
ggreenwe@depaul.edu
depaulbluedemons.com

GEORGETOWN

SID: Bill Shipland
Office: 202-687-2492
shiplanw@georgetown.edu
guhoyas.com

GEORGIA

SID: Tim Hix
Office: (706) 542-1621
thix@sports.uga.edu
georgiadogs.com

JACKSONVILLE STATE

SID: Josh Underwood
Office: 256-782-5915
underwood@jsu.edu
jsugamecocksports.com

LOUISVILLE

SID: Kenny Klein
Office: 502-852-6581
kenny.klein@louisville.edu
uoflsports.com

MARQUETTE

SID: Scott Kuykendall
Office: 414-288-4794
scott.kuykendall@marquette.edu
GoMarquette.com

MARSHALL

SID: Jason Corriher
Office: 304-696-4660
corriher@marshall.edu
herdzone.com

MIAMI (OHIO)

SID: Angie Renninger
Office: 513-529-6239
renninal@muohio.edu
MURedHawks.com

NORTHWESTERN STATE

SID: Doug Ireland
Office: 318-357-6467
ireland@nsula.edu
nsudemons.com

NOTRE DAME

SID: Bernadette Cararelli
Office: 574-631-7516
cafarelli.1@nd.edu
und.com

OKLAHOMA

SID: Mike Houck
Office: 405-325-8227
mhock@ou.edu
soonersports.com

PITTSBURGH

SID: Greg Hotchkiss
Office: 412-648-8240
ghotchkiss@athletics.edu
pittsburghpanthers.com

PRESBYTERIAN

SID: Simon Whitaker
Office: 864-833-8252
swhitaker@presby.edu
gobluehose.com

PROVIDENCE

SID: Arthur Parks
Office: 401-865-2759
aparks@providence.edu
friars.com

RADFORD

SID: Joey Beeler
Office: 540-831-5726
jwbeeler@radford.edu
ruhIGHLANDERS.com

RUTGERS

SID: Kevin Lorincz
Office: 732-445-7812
klorincz@scarletknights.com
scarletknights.com

ST. JOHN'S

SID: Mark Fratto
Office: 718-990-6897
frattom@stjohns.edu
redstormsports.com

SETON HALL

SID: Matt Sweeney
Office: 973-761-9493
matthew.sweeney@shu.edu
shupirates.com

SOUTH FLORIDA

SID: Ashley Walker
Office: 813-974-4087
ashleywalker@usf.edu
GoUSFBulls.com

SYRACUSE

SID: Pete Moore
Office: 315-443-2608
pimore@syraucuse.edu
suathletics.com

VILLANOVA

SID: Mike Sheridan
Office: 610-519-4120
michael.sheridan@villanova.edu
villanova.com

WEST VIRGINIA

SID: Bryan Messerly
Office: 304-293-2821
bryan.messerly@mail.wvu.edu
msnsportsnet.com

WRIGHT STATE

SID: Bob Noss
Office: 937-775-2816
robert.noss@wright.edu
wsuraiders.com

XAVIER

SID: Tom Eiser
Office: 513-745-3124
eiser@xavier.edu
goxavier.com