

REGULAR SEASON RESULTS (11-2, 6-1 BIG EAST)

Date	Opponent	Location	Result	TV	Attendance
08/28	Eastern Kentucky	Nippert Stadium	W, 40-7	-	26,913
09/06	at No. 4/4 Oklahoma	Memorial Stadium	L, 26-52	ABC	84,476
09/20	Miami (OH)	Nippert Stadium	W, 45-20	ESPN360	31,629
09/27	at Akron	Rubber Bowl	W, 17-15	FSN Ohio	16,927
10/03	at Marshall	Joan C. Edwards Stadium	W, 33-10	ESPN	29,237
10/11	Rutgers*	Nippert Stadium	W, 13-10	BE Network	32,370
10/25	at UCONN*	Rentschler Field	L, 16-40	BE Network	40,000
10/30	No. 24/23 USF*	Nippert Stadium	W, 24-10	ESPN	31,175
11/08	at No. 20/23 West Virginia*	Milan Puskar Stadium	W, 26-23 (OT)	ESPNU	59,834
11/14	at Louisville*	Papa John's Cardinal Stadium	W, 28-20	ESPN2	37,822
11/22	Pittsburgh*	Nippert Stadium	W, 28-21	ESPN2	35,098
11/29	Syracuse*	Nippert Stadium	W, 30-10	BE Network	34,603
12/06	at Hawai'i	Aloha Stadium	W, 29-24	ESPN2	40,549
01/01	vs. No. 21/19 Virginia Tech^	Dolphin Stadium		FOX	

*-BIG EAST game; ^- 75th FedEx Orange Bowl (Miami, Fla.)

INDIVIDUAL STATISTICS

RUSHING (Min 5.0)	GP	Att	Gain	Loss	Net	Avg	TD	Long	Avg/G
RAMSEY, Jacob	13	148	674	44	630	4.3	2	25	48.5
GOEBEL, John	13	124	597	16	581	4.7	7	37	44.7
PEAD, Isaiah	6	28	193	9	184	6.6	0	38	30.7
JOHNSON, Scott	9	11	83	4	79	7.2	1	50	8.8
GRUTZA, Dustin	5	21	87	36	51	2.4	2	11	10.2
Total	13	434	1918	342	1576	3.6	15	50	121.2
Opponents	13	427	1729	394	1335	3.1	11	58	102.7

PASSING	G	Effic	Cmp-Att-Int	Pct	Yds	TD	Lng	Avg/G
PIKE, Tony	11	141.07	183-291-7	62.9	2168	18	67	197.1
ANDERSON, Chazz	3	120.37	46-75-3	61.3	520	2	41	173.3
GRUTZA, Dustin	5	166.65	44-66-1	66.7	613	5	69	122.6
COLLAROS, Zach	6	29.20	1-4-0	25.0	2	0	2	0.3
HUBER, Kevin	12	0.00	0-1-0	0.0	0	0	0	0.0
BARNETT, Marcus	12	0.00	0-1-0	0.0	0	0	0	0.0
Total	13	139.40	274-439-11	62.4	3303	25	69	254.1
Opponents	13	113.21	255-454-16	56.2	2757	18	61	212.1

RECEIVING	G	No.	Yds	Avg	TD	Long	Avg/G
GOODMAN, D.	13	78	977	12.5	7	49	75.2
GILYARD, Mardy	13	74	1118	15.1	10	69	86.0
BARNETT, Marcus	13	29	271	9.3	1	27	20.8
GOEBEL, John	13	25	265	10.6	0	66	20.4
GUIDUGLI, Ben	13	18	229	12.7	1	33	17.6
WOODS, D.J.	13	14	168	12.0	0	24	12.9
ALLI, Kazeem	12	12	124	10.3	3	24	10.3
RAMSEY, Jacob	13	12	89	7.4	1	15	6.8
HOWARD, Charley	12	3	15	5.0	0	7	1.2
WAUGH, Marcus	12	2	11	5.5	0	8	0.9
PEAD, Isaiah	6	2	11	5.5	0	8	1.8
ROBINSON, A.	6	1	12	12.0	0	12	2.0
BINNS, Armon	9	1	10	10.0	0	10	1.1
BARWIN, Connor	13	1	1	1.0	1	1	0.1
JOHNSON, Scott	9	1	1	1.0	0	1	0.1
FERGUSON, D.	10	1	1	1.0	1	1	0.1
Total	13	274	3303	12.1	25	69	254.1
Opponents	13	255	2757	10.8	18	61	212.1

PUNTING	No.	Yds	Avg	Long	TB	FC	I20	50+	Blkd
HUBER, Kevin	56	2,514	44.9	64	2	13	21	18	0
TEAM	1	20	20.0	20	0	0	0	0	1
Total	57	2,534	44.5	64	2	13	21	18	1
Opponents	85	3,488	41.0	61	3	29	19	18	3

TEAM STATISTICS

	UC	OPP
SCORING	355	262
Points Per Game	27.3	20.2
FIRST DOWNS	258	223
Rushing	96	72
Passing	144	128
Penalty	18	23
RUSHING YARDAGE	1576	1335
Yards gained rushing	1918	1729
Yards lost rushing	342	394
Rushing Attempts	434	427
Average Per Rush	3.6	3.1
Average Per Game	121.2	102.7
TDs Rushing	15	11
PASSING YARDAGE	3303	2757
Att-Comp-Int	439-274-11	454-255-16
Average Per Pass	7.5	6.1
Average Per Catch	12.1	10.8
Average Per Game	254.1	212.1
TDs Passing	25	18
TOTAL OFFENSE	4879	4092
Total Plays	873	881
Average Per Play	5.6	4.6
Average Per Game	375.3	314.8
KICK RETURNS: #-Yards	50-1209	59-1204
PUNT RETURNS: #-Yards	34-321	17-128
INT RETURNS: #-Yards	16-333	11-141
KICK RETURN AVERAGE	24.2	20.4
PUNT RETURN AVERAGE	9.4	7.5
INT RETURN AVERAGE	20.8	12.8
FUMBLES-LOST	28-15	16-5
PENALTIES-Yards	96-873	83-692
Average Per Game	67.2	53.2
PUNTS-Yards	57-2534	85-3488
Average Per Punt	44.5	41.0
Net punt average	41.5	36.6
TIME OF POSSESSION/Game	29:29	30:31
3RD-DOWN Conversions	56/165	58/195
3rd-Down Pct	34%	30%
4TH-DOWN Conversions	8/19	10/19
4th-Down Pct	42%	53%
SACKS BY-Yards	36-259	30-224
MISC YARDS	0	37
TOUCHDOWNS SCORED	44	30
FIELD GOALS-ATTEMPTS	16-22	17-20
ON-SIDE KICKS	0-0	2-3
RED-ZONE SCORES	40-47 85%	33-41 80%
RED-ZONE TOUCHDOWNS	30-47 64%	23-41 56%
PAT-ATTEMPTS	39-42 93%	27-28 96%
ATTENDANCE	191788	308845
Games/Avg Per Game	6/31965	7/44121
Neutral Site Games		0/0

SCORE BY QUARTERS

	1st	2nd	3rd	4th	OT	Total
Cincinnati	78	119	82	70	6	355
Opponents	55	45	82	77	3	262

GAME 14 ► VS. NO. 21/19 VIRGINIA TECH

RECORD ► 11-2/6-1 BIG EAST

PUNT RETURNS	No.	Yds	Avg	TD	Long
SMITH, DeAngelo	21	192	9.1	0	38
WOODS, D.J.	11	109	9.9	0	40
BARWIN, Connor	2	20	10.0	0	0
Total	34	321	9.4	0	40
Opponents	17	128	7.5	0	25

INTERCEPTIONS	No.	Yds	Avg	TD	Long
MICKENS, Mike	4	158	39.5	1	72
UNDERWOOD, B.	3	60	20.0	1	45
JONES, Brad	2	0	0.0	0	0
SMITH, DeAngelo	2	2	1.0	0	2
SMITH, Corey	1	39	39.0	0	39
MOORE, Justin	1	12	12.0	0	12
NELMS, Lamonte	1	0	0.0	0	0
WEBSTER, Aaron	1	29	29.0	0	29
TOLBERT, Cedric	1	33	33.0	0	33

KICK RETURNS	No.	Yds	Avg	TD	Long
GILYARD, Mardy	32	897	28.0	2	100
GOEBEL, John	11	240	21.8	0	43
PEAD, Isaiah	1	21	21.0	0	21
ALLI, Kazeem	1	17	17.0	0	17
TEAM	0	0.0	0	0	0
CORNETT, Torry	1	3	3.0	0	3
WAUGH, Marcus	1	16	16.0	0	16
WOODS, D.J.	1	23	23.0	0	23
SMITH, DeAngelo	1	-8	-8.0	0	0
Total	50	1,209	24.2	2	100
Opponents	59	1,204	20.4	0	51

FUMBLE RETURNS	No.	Yds	Avg	TD	Long
Total	0	0	0.0	0	0
Opponents	2	12	6.0	0	11

FG SEQUENCE	CINCINNATI	OPPONENTS
Eastern Kentucky.....	-	40
Oklahoma	-	(36)
Miami (OH)	(38)	(19),(41)
Akron	(48)	(26),44
Marshall	(40)	(50)
Rutgers	(19),(50)	(50)
Connecticut	(29),(54),(22)	(26),(47),(32),(22)
USF	(32)	(49)
West Virginia	(46),(31),29	(52),(27)
Louisville	34,39,43	(23),(23),45
Pittsburgh	50	-
Syracuse	(45),(38),(45)	(33)
Hawai'i	(53),40,(44)	(28)

TURNOVERS
Takeaways - 21
Turnovers - 26
Points Off Turnovers - Cincinnati 77 (10 TD, 2 FG)
Opponent 37 (4 TD, 3 FG)
Points Off Turnovers/Game - Cincinnati 5.9
Opponent 2.8

KICKOFFS	No.	Yds	Avg	TB	OB	Retn	Net	YdLn
ROGERS, Jake	71	4708	66.3	11	2			
HUBER, Kevin	1	64	64.0	0	0			
Total	72	4772	66.3	11	2	1204	46.5	23
Opponents	56	3386	60.5	7	0	1209	36.4	33

SCORING	TD	FGs	Kick	Rush	Rcv	Pass	DXP	Saf	Points
ROGERS, Jake	0	16-22	33-35	0-0	0	0-0	0	0	81
GILYARD, Mardy	12	0-0	0-0	0-0	0	0-0	0	0	72
GOEBEL, John	7	0-0	0-0	0-0	0	0-0	0	0	42
GOODMAN, D.	7	0-0	0-0	0-0	0	0-0	0	0	42
RAMSEY, Jacob	3	0-0	0-0	0-0	0	0-0	0	0	18
ALLI, Kazeem	3	0-0	0-0	0-0	0	0-0	0	0	18
GRUTZA, Dustin	2	0-0	0-0	0-0	0	0-0	0	0	12
ANDERSON, Chazz	2	0-0	0-0	0-0	0	0-0	0	0	12
YINGLING, B.	0	0-0	6-7	0-0	0	0-0	0	0	6
FERGUSON, D.	1	0-0	0-0	0-0	0	0-0	0	0	6
JOHNSON, Scott	1	0-0	0-0	0-0	0	0-0	0	0	6
PIKE, Tony	1	0-0	0-0	0-0	0	0-1	0	0	6
BARNETT, Marcus	1	0-0	0-0	0-0	0	0-0	0	0	6
GUIDUGLI, Ben	1	0-0	0-0	0-0	0	0-0	0	0	6
BARWIN, Connor	1	0-0	0-0	0-0	0	0-0	0	0	6
UNDERWOOD, B.	1	0-0	0-0	0-0	0	0-0	0	0	6
MICKENS, Mike	1	0-0	0-0	0-0	0	0-0	0	0	6
TEAM	0	0-0	0-0	0-0	0	0-0	0	1	2
SMITH, Corey	0	0-0	0-0	0-0	0	0-0	0	1	2
Total	44	16-22	39-42	0-0	0	0-1	0	2	355
Opponents	30	17-20	27-28	1-2	0	0-0	0	1	262

TOTAL OFFENSE (Min. 15.0 ypg)	G	Plays	Rush	Pass	Total	Avg/G
PIKE, Tony	11	342	43	2168	2211	201.0
GRUTZA, Dustin	5	87	51	613	664	132.8
RAMSEY, Jacob	13	148	630	0	630	48.5
GOEBEL, John	13	124	581	0	581	44.7
ANDERSON, Chazz	3	98	-38	520	482	160.7
PEAD, Isaiah	6	28	184	0	184	30.7
Total	13	873	1576	3303	4879	375.3
Opponents	13	881	1335	2757	4092	314.8

FIELD GOALS	FGM-FGA	Pct	01-19	20-29	30-39	40-49	50-99	Lg	Blk
ROGERS, Jake	16-22	72.7	1-1	2-3	4-6	6-8	3-4	54	2

ALL PURPOSE	G	Rush	Rec	PR	KOR	IR	Tot	Avg/G
GILYARD, Mardy	13	10	1118	0	897	0	2025	155.8
GOEBEL, John	13	581	265	0	240	0	1086	83.5
GOODMAN, D.	13	0	977	0	0	0	977	75.2
RAMSEY, Jacob	13	630	89	0	0	0	719	55.3
WOODS, D.J.	13	0	168	109	23	0	300	23.1
BARNETT, Marcus	13	16	271	0	0	0	287	22.1
GUIDUGLI, Ben	13	0	229	0	0	0	229	17.6
PEAD, Isaiah	6	184	11	0	21	0	216	36.0
SMITH, DeAngelo	13	0	0	192	-8	2	186	14.3
MICKENS, Mike	10	0	0	0	0	158	158	15.8
ALLI, Kazeem	12	0	124	0	17	0	141	11.8
JOHNSON, Scott	9	79	1	0	0	0	80	8.9
UNDERWOOD, B.	13	0	0	0	0	60	60	4.6
GRUTZA, Dustin	5	51	0	0	0	0	51	10.2
Total	13	1576	3303	321	1209	333	6742	518.6
Opponents	13	1335	2757	128	1204	141	5565	428.1

DEFENSIVE STATISTICS

DEFENSE		GP-GS	-----Tackles-----			TFL/Yds	-Sacks-		---Pass Def---		-Fumbles-		Blkd	
			Solo	Ast	Total		No-Yards	Int-Yds	BrUp	QBH	Rcv-Yds	FF	Kick	Saf
45	MANALAC, RYAN	13-13	39	35	74	2.0-4	.	.	3
49	CORNETT, TORRY	13-13	41	26	67	2.5-12	1.0-11	.	3	1
21	MICKENS, MIKE	10-10	43	22	65	2.0-6	.	4-158	9
42	SMITH, COREY	13-13	31	30	61	9.0-27	2.0-5	1-39	2	.	.	.	1	1
8	UNDERWOOD, B.	13-13	39	21	60	3.5-8	.	3-60	6	.	3-0	2	.	.
17	WEBSTER, AARON	13-9	26	29	55	2.5-7	.	1-29	4
10	NELMS, LAMONTE	13-12	34	19	53	14.0-68	6.5-51	1-0	1	1	.	1	.	.
50	REVELS, ANDRE	12-0	28	24	52	0.5-1	.	.	1
6D	SMITH, DEANGELO	13-13	35	15	50	3.5-8	.	2-2	9	.	.	1	.	.
5D	BARWIN, CONNOR	13-13	27	21	48	15.5-106	11.0-91	.	7	6	.	.	3	.
95	BYRD, TERRILL	12-12	20	20	40	6.0-23	4.5-19	.	.	2	1-0	.	.	.
18	TOLBERT, CEDRIC	12-5	15	11	26	3.0-26	2.0-25	1-33	2
98	YOUNG, CURTIS	13-0	18	7	25	8.5-41	4.0-23	.	.	2
67	HOPPEL, ADAM	13-12	15	10	25	5.5-26	3.0-21	.	2	2	.	1	.	.
40	HUGHES, JOHN	12-1	9	10	19	1.5-6	1.0-5
89	DANIELS, ALEX	13-1	10	5	15	2.0-17	1.0-2	.	1
37	SCHAFER, J.K.	11-0	9	3	12	.	.	.	1	.	.	1	.	.
90	MATHEWS, R.	13-1	4	8	12	1-0	.	.	.
25	JONES, BRAD	11-1	6	5	11	0.5-1	.	2-0
9	BATTLE, D.	13-0	7	4	11	1.0-1	.	.	1
87	HOWARD, CHARLEY	12-0	8	3	11
11	MCCAFFERTY, C.	13-0	7	3	10
26	FREY, DREW	4-1	4	6	10	0.5-0
38	HILTON, TOMAZ	11-0	4	5	9
24	RICHARDSON, WES	11-0	3	6	9
43	ARMSTRONG, R.	9-0	3	5	8
84	WOODARD, ORION	12-0	2	3	5
94	TRIGG, ROB	6-0	2	2	4
7	CAREY, CRAIG	11-0	2	2	4	0.5-0	.	.	2
78	WOLFE, DEREK	6-0	2	1	3	1.0-7	1.0-7
3D	FERGUSON, D.	10-0	1	1	2
2	JONES, D.	4-0	1	1	2
22	GOEBEL, JOHN	13-2	1	1	2
71	LINKENBACH, J.	13-13	2	.	2
14	ANDERSON, CHAZZ	3-2	1	.	1
32	MOORE, JUSTIN	7-0	.	1	1	.	.	1-12
12	COLLAROS, ZACH	7-0	1	.	1
48	WILLIAMS, T.	4-0	1	.	1
15	PIKE, TONY	11-9	.	1	1
79	EL-AMIN, KHALIL	12-12	1	.	1
46	JOHNSON, SCOTT	9-0	1	.	1
83	ALLI, KAZEEM	12-0	.	1	1
47	HUBER, KEVIN	13-0	1	.	1
97	ROGERS, JAKE	13-0	1	.	1
20	RAMSEY, JACOB	13-11	1	.	1
16	GOODMAN, D.	13-13	.	1	1
1	GILYARD, MARDY	13-10	1	.	1
TOTAL		13-0	507	368	875	85-395	36-259	16-333	54	14	5-0	6	4	2
OPPONENTS		13-0	478	454	932	71.0-323	30-224	11-141	35	16	14-12	19	4	1

GAME-BY-GAME STATISTICS

GAME	SCORE	FIRST DOWNS	RUSHING NO. -YDS.-TD	PASSING C-A-I-YDS-TD	TOT. OFF PL.-YDS.	FUM- LOST	PEN.- YARDS	THIRD DOWNS	POSS.- TIME
Eastern Kentucky at Cincinnati	7 40	8 28	28-48-0 44-209-2	13-18-1-1 26-35-0-4	46-195 79-557	1-1 2-1	3-25 11-106	2-12 5-12	25:55 34:05
at No. 4 Oklahoma Cincinnati	52 26	30 19	44-197-2 29-87-2	29-38-2-395-5 22-42-2-239-1	82-592 71-326	3-0 1-0	8-92 8-64	6-13 5-16	32:17 27:43
Miami (OH) at Cincinnati	20 45	22 20	30-66-0 31-152-2	28-44-1-235-2 20-24-0-241-3	55-393 74-301	1-0 3-2	5-36 6-70	11-19 8-10	34:57 25:03
at Akron Cincinnati	15 17	23 21	33-104-0 31-104-1	26-42-1-254-1 24-38-0-322-2	75-358 69-426	2-0 2-2	6-68 9-75	6-14 4-12	31:44 28:16
at Marshall Cincinnati	10 33	16 22	31-90-0 46-203-2	17-37-3-178-1 16-26-1-158-2	68-268 72-361	1-0 2-1	3-20 2-25	5-16 4-13	28:31 31:29
Rutgers at Cincinnati	10 13	15 15	29-62-0 31-97-1	20-36-0-192-1 21-29-0-239-0	65-254 60-336	0-0 0-0	8-62 12-115	3-15 0-11	31:46 28:14
at Connecticut Cincinnati	40 16	15 16	36-153-3 19-30-0	18-42-0-196-0 19-47-3-259-1	78-349 66-289	0-0 6-3	8-73 5-38	3-18 0-14	34:13 25:47
No. 23/24 USF at Cincinnati	10 24	19 23	39-182-1 37-115-1	13-31-3-174-0 20-28-1-281-2	70-356 65-396	1-0 2-2	8-40 6-36	4-14 5-10	30:32 29:28
at No. 20/23 West Virginia Cincinnati	23 26 (OT)	19 12	42-98-0 33-82-1	20-38-1-219-2 16-30-0-178-1	80-317 63-260	1-1 0-0	5-43 10-91	4-20 2-13	31:15 28:45
at Louisville No. 22 Cincinnati	20 28	17 17	37-120-1 31-131-2	19-35-1-204-1 20-36-1-274-2	72-324 67-405	3-1 3-1	6-46 6-42	4-16 6-15	34:13 25:47
No. 20/19 Pittsburgh at No. 19/20 Cincinnati	21 28	15 22	26-35-2 38-87-1	18-29-1-229-1 26-32-0-309-3	55-264 70-396	2-1 3-1	7-50 5-46	2-10 6-12	25:13 34:47
Syracuse at No. 16/16 Cincinnati	10 30	8 25	27-152-0 31-140-1	6-23-1-59-1 28-44-1-272-2	50-211 75-412	0-0 2-1	5-45 10-107	3-14 8-15	25:07 34:53
at Hawai'i No. 13/12 Cincinnati	24 29	16 18	24-45-1 33-139-0	28-42-1-275-2 16-28-2-183-2	66-320 61-322	1-1 2-1	11-109 6-58	5-14 3-12	31:05 28:55

MONEY PLAYS

DRIVE START AVERAGES

(Money plays are defined as plays resulting in first down or a touchdown)										CINCINNATI				OPPONENTS	
RUSHERS	1st	TD	No.	Att	RECEPTIONS	1st	TD	No.	Rec	OBTAINED	#	AVG		#	AVG
RAMSEY	35	2	37	148	GOODMAN	46	7	49	78	KICKOFF	57	33.6		74	24.7
GOEBEL	29	7	32	124	GILYARD	41	10	42	74						
PIKE	11	1	12	34	GUIDUGLI	14	1	14	18	PUNT	84	32.3		57	22.6
PEAD	10	0	10	28	BARNETT	13	1	13	27						
GRUTZA	5	2	6	17	ALLI	6	3	9	12	FIELD GOAL	3	26.3		6	22.0
ANDERSON	2	2	4	14	GOEBEL	9	0	9	25						
JOHNSON	2	1	3	11	WOODS	8	0	8	14	FUMBLE	5	50.4		14	58.7
COLLARIOS	1	0	1	6	RAMSEY	3	1	3	12						
BARNETT	1	0	1	4	WAUGH	2	0	2	2	INTERCEPTION	16	54.1		11	47.3
TOTALS	96	15	106	404	ROBINSON	1	0	1	1						
					BARWIN	0	1	1	1	DOWNS	8	35.1		10	34.2
					BINNS	1	0	1	1						
					FERGUSON	0	1	1	1	ALL DRIVES	173	35.3		172	28.7
					TOTALS	144	25	153	274						
1ST DOWN TOTALS	24	6	29	204	TOTALS	54	15	59	118						
2ND DOWN TOTALS	44	6	48	134	TOTALS	56	8	59	94						
3RD DOWN TOTALS	26	2	26	58	TOTALS	29	2	30	56						
4TH DOWN TOTALS	2	1	3	8	TOTALS	5	0	5	6						

INDIVIDUAL GAME-BY-GAME OFFENSE ...

PASSING

#15 PIKE, Tony	Att	Comp	Int	Pct	Yards	TD	Long	Sack	Yds	Effic
Eastern Kentucky	7	5	0	71.4	52	1	23	2	13	181.0
Oklahoma	11	3	1	27.3	21	0	13	0	0	25.1
Miami (OH)	24	20	0	83.3	241	3	49	0	0	208.9
Akron	34	23	0	67.6	320	2	67	0	0	166.1
Connecticut	27	10	1	37.0	136	1	27	2	18	84.2
USF	28	20	1	71.4	281	2	48	2	15	172.2
West Virginia	30	16	0	53.3	178	1	66	3	25	114.2
Louisville	33	19	1	57.6	250	2	48	0	0	135.2
Pittsburgh	32	26	0	81.2	309	3	39	2	12	193.3
Syracuse	44	28	1	63.6	272	2	19	4	23	126.0
Hawai'i	21	13	2	61.9	108	1	29	2	10	101.8
TOTALS	291	183	7	62.9	2168	18	67	17	116	141.1

#14 ANDERSON, Chazz	Att	Comp	Int	Pct	Yards	TD	Long	Sack	Yds	Effic
Marshall	26	16	1	61.5	158	2	17	3	30	130.3
Rutgers	29	21	0	72.4	239	0	27	4	28	141.6
Connecticut	20	9	2	45.0	123	0	41	2	18	76.7
TOTALS	75	46	3	61.3	520	2	41	9	76	120.4

#4 GRUTZA, Dustin	Att	Comp	Int	Pct	Yards	TD	Long	Sack	Yds	Effic
Eastern Kentucky	28	21	0	75.0	296	3	47	1	7	199.2
Oklahoma	29	19	1	65.5	218	1	57	3	25	133.1
Louisville	2	1	0	50.0	24	0	24	0	0	150.8
Hawai'i	7	3	0	42.9	75	1	69	0	0	180.0
TOTALS	66	44	1	66.7	613	5	69	4	32	166.7

#12 COLLAROS, Zach	Att	Comp	Int	Pct	Yards	TD	Long	Sack	Yds	Effic
Akron	4	1	0	25.0	2	0	2	0	0	29.2
TOTALS	4	1	0	25.0	2	0	2	0	0	29.2

RUSHING	No-Yds/TD	EKU	OU	MIA	AKR	MAR	RUT	UCONN	USF	WVU	UL	PITT	SYR	HAW
RAMSEY, Jacob	148-630/2	9-34/0	8-27/0	12-57/0	13-54/0	17-99/0	14-85/0	5-38/0	15-43/0	18-83/0	13-48/1	18-25/1	4-26/0	2-11/0
GOEBEL, John	124-581/7	9-62/1	8-27/0	13-63/2	9-27/0	8-56/1	6-21/0	2-11/0	17-78/1	7-14/0	10-77/1	11-29/0	10-67/1	14-49/0
PEAD, Isaiah	28-184/0	DNP	DNP	DNP	1-2/0	11-59/0	-	-	DNP	DNP	DNP	DNP	8-49/0	8-74/0
JOHNSON, Scott	11-79/1	9-79/0	1-1/1	1--1/0	-	DNP	DNP	-	DNP	-	DNP	-	-	-
GRUTZA, Dustin	21-51/2	10-33/1	9-11/1	DNP	DNP	DNP	DNP	DNP	DNP	DNP	1-3/0	DNP	-	1-4/0
PIKE, Tony	51-43/1	3--15/0	3-21/0	5-33/0	2-6/0	DNP	DNP	3--15/0	2--15/0	7--9/1	3-2/0	9-33/0	9--2/0	5-4/0
COLLAROS, Zach	6-29/0	DNP	-	-	4-18/0	DNP	DNP	DNP	2-11/0	DNP	-	-	DNP	-
BARNETT, Marcus	4-16/0	2-5/0	-	-	-	1-13/0	-	1--2/0	-	-	-	-	-	-
WAUGH, Marcus	2-11/0	2-11/0	-	-	-	-	-	-	DNP	-	-	-	-	-
GILYARD, Mardy	2-10/0	-	-	-	-	-	2-10/0	-	-	-	-	-	-	-
JONES, D.	1-5/0	DNP	DNP	DNP	DNP	DNP	DNP	DNP	DNP	DNP	1-5/0	-	-	-
ANDERSON, Chazz	23--38/2	DNP	DNP	DNP	DNP	8--24/1	7--12/1	8--2/0	DNP	DNP	DNP	DNP	DNP	DNP

RECEIVING	No-Yds/TD	EKU	OU	MIA	AKR	MAR	RUT	UCONN	USF	WVU	UL	PITT	SYR	HAW
GILYARD, Mardy	74-1,118/10	6-101/2	7-119/0	6-69/1	7-146/2	2-30/0	4-35/0	7-87/1	4-98/1	-	5-73/1	8-110/1	11-114/0	7-136/1
GOODMAN, D.	78-977/7	10-144/2	6-60/1	6-94/0	6-91/0	6-51/2	4-21/0	5-69/0	5-57/0	6-81/0	9-134/1	7-101/1	8-74/0	-
BARNETT, Marcus	29-271/1	4-44/0	-	2-2/0	6-66/0	2-11/0	5-79/0	1-9/0	1-8/0	2--1/0	-	3-43/1	1-1/0	2-9/0
GOEBEL, John	25-265/0	3-30/0	2-10/0	1-6/0	1--1/0	1-3/0	2-3/0	3-68/0	3-43/0	3-68/0	2-11/0	1-9/0	2-14/0	1-1/0
GUIDUGLI, Ben	18-229/1	-	-	3-52/1	-	3-35/0	1-10/0	1-12/0	2-38/0	1-7/0	3-42/0	2-8/0	1-13/0	1-12/0
WOODS, D.J.	14-168/0	1--2/0	1-13/0	-	1-2/0	1-13/0	4-67/0	-	3-30/0	-	-	1-13/0	1-19/0	1-13/0
ALLI, Kazeem	12-124/3	1-23/0	1-8/0	1-8/1	1-14/0	-	1-24/0	1-6/0	DNP	2-8/1	1-14/0	1-6/0	2-13/1	-
RAMSEY, Jacob	12-89/1	-	2-9/0	-	2-4/0	1-15/0	-	-	1-6/0	1-12/0	-	3-19/0	2-24/1	-
HOWARD, Charley	3-15/0	-	1-7/0	-	-	-	-	DNP	-	-	-	-	-	2-8/0
ROBINSON, A.	1-12/0	-	1-12/0	DNP	DNP	DNP	DNP	DNP	DNP	-	DNP	-	-	-
PEAD, Isaiah	2-11/0	DNP	DNP	DNP	-	-	-	1-8/0	DNP	DNP	DNP	DNP	-	1-3/0
WAUGH, Marcus	2-11/0	1-8/0	-	-	-	-	-	-	DNP	1-3/0	-	-	-	-
BINNS, Armon	1-10/0	-	-	1-10/0	-	DNP	-	DNP	DNP	-	DNP	-	-	-
JOHNSON, Scott	1-1/0	-	1-1/0	-	-	DNP	DNP	-	DNP	-	DNP	-	-	-
FERGUSON, D.	1-1/1	-	-	-	-	-	-	-	DNP	DNP	-	DNP	-	1-1/1
BARWIN, Connor	1-1/1	-	-	-	-	-	-	-	1-1/1	-	-	-	-	-

INDIVIDUAL GAME-BY-GAME DEFENSE...

TOTAL TACKLES	UA-A	TOT	EKU	OU	MIA	AKR	MAR	RUT	UCONN	USF	WVU	UL	PITT	SYR	HAW
MANALAC, Ryan LB	39-35	74	3-2	4-3	6-4	3-0	1-3	3-5	1-4	4-2	3-4	3-1	3-1	3-4	2-2
CORNETT, Torry LB	41-26	67	0-1	4-1	4-2	2-2	4-5	3-4	1-5	2-0	7-0	5-2	1-4	2-0	6-0
MICKENS, Mike DB	43-22	65	1-1	2-1	5-2	12-2	2-7	4-0	3-3	1-2	8-3	5-1	DNP	DNP	DNP
SMITH, Corey LB	31-30	61	2-2	3-3	3-4	2-3	4-2	2-2	0-5	4-3	2-2	2-1	1-1	1-1	5-1
UNDERWOOD, B. DB	39-21	60	2-0	2-4	1-0	1-1	1-4	2-3	5-2	5-4	3-1	5-2	5-0	2-0	5-0
WEBSTER, Aaron DB	26-29	55	2-1	-	1-1	3-0	1-5	2-0	2-7	1-2	4-9	3-1	2-1	3-1	2-1
NELMS, Lamonte DE	34-19	53	1-1	3-1	3-0	3-1	3-1	2-3	4-3	3-1	1-4	4-1	3-1	1-1	3-1
REVELS, Andre LB	28-24	52	-	6-6	4-4	6-2	1-3	2-1	0-3	3-2	-	DNP	2-1	1-1	3-1
SMITH, DeAngelo DB	35-15	50	3-0	6-5	2-1	4-0	2-1	3-2	3-3	1-1	3-1	4-1	2-0	1-0	1-0
BARWIN, Connor DE	27-21	48	4-1	1-2	4-1	2-3	2-1	2-2	1-1	4-3	1-2	1-1	2-4	-	3-0
BYRD, Terrill DL	20-20	40	DNP	4-5	0-2	3-1	0-1	1-2	0-1	1-1	3-3	4-0	1-3	-	3-1
TOLBERT, Cedric DB	15-11	26	3-0	1-2	0-1	1-0	1-1	1-2	-	1-1	DNP	-	1-3	3-1	3-0
YOUNG, Curtis DE	18-7	25	2-2	1-2	1-0	1-0	-	1-0	0-1	2-0	2-0	2-1	2-0	1-1	3-0
HOPPEL, Adam DL	15-10	25	0-1	-	1-1	1-0	-	2-1	2-1	3-1	1-5	2-0	-	-	3-0
HUGHES, John DL	9-10	19	0-2	2-0	2-1	2-0	1-0	0-3	DNP	1-0	0-2	0-1	-	0-1	1-0
DANIELS, Alex DL	10-5	15	1-0	0-2	-	1-0	1-1	-	1-1	1-0	2-0	-	-	3-0	0-1
MATHEWS, R. DL	4-8	12	1-0	0-2	0-1	-	-	-	1-0	1-1	0-1	-	1-1	0-2	-
SCHAFER, J.K. LB	9-3	12	0-1	DNP	2-0	1-0	1-1	1-0	-	DNP	0-1	1-0	-	3-0	-
JONES, Brad DB	6-5	11	-	1-0	0-1	1-0	0-1	1-1	1-1	DNP	0-1	DNP	-	1-0	1-0
BATTLE, D. DB	7-4	11	-	0-1	-	-	1-1	1-1	1-0	1-0	1-0	-	-	1-1	1-0
HOWARD, Charley	8-3	11	-	1-1	0-1	-	-	1-0	DNP	2-1	-	1-0	2-0	1-0	-
FREY, Drew DB	4-6	10	1-1	0-1	3-2	0-2	DNP	DNP	DNP	DNP	DNP	DNP	DNP	DNP	DNP
MCCAFFERTY, C. LB	7-3	10	0-1	1-0	2-0	-	1-2	-	-	1-0	-	-	-	-	2-0
RICHARDSON, Wes DB	3-6	9	DNP	DNP	0-1	-	-	-	1-0	0-1	1-1	0-1	-	0-2	1-0
HILTON, Tomaz LB	4-5	9	1-0	DNP	-	1-0	1-3	-	-	DNP	-	-	1-1	0-1	-
ARMSTRONG, R. LB	3-5	8	-	0-1	-	DNP	DNP	DNP	-	DNP	1-2	1-1	0-1	-	1-0
WOODARD, Orion	2-3	5	0-1	-	2-0	0-1	-	-	-	DNP	-	0-1	-	-	-
TRIGG, Rob DE	2-2	4	-	1-1	DNP	-	0-1	DNP	DNP	DNP	DNP	1-0	DNP	-	DNP
CAREY, Craig DE	2-2	4	2-1	-	-	DNP	0-1	-	-	DNP	-	-	-	-	-
WOLFE, Derek DL	2-1	3	0-1	-	DNP	DNP	1-0	DNP	DNP	DNP	DNP	-	DNP	1-0	-
LINKENBACH, J.	2-0	2	-	-	-	-	-	-	-	-	-	-	-	1-0	1-0
GOEBEL, John	1-1	2	-	0-1	-	-	-	-	-	-	-	-	-	-	1-0
JONES, D.	1-1	2	DNP	DNP	DNP	DNP	DNP	DNP	DNP	DNP	DNP	-	1-0	0-1	-
FERGUSON, D. LB	1-1	2	1-1	-	-	-	-	-	-	DNP	DNP	-	DNP	-	-
JOHNSON, Scott	1-0	1	-	-	-	-	DNP	DNP	-	DNP	-	DNP	-	-	1-0
ROGERS, Jake	1-0	1	-	-	-	-	-	-	-	-	-	-	-	1-0	-
WILLIAMS, T.	1-0	1	1-0	DNP	-	-	DNP	DNP	DNP	DNP	-	DNP	DNP	DNP	DNP
HUBER, Kevin	1-0	1	-	-	-	-	-	-	1-0	-	-	-	-	-	-
MOORE, Justin DB	0-1	1	-	-	-	DNP	0-1	DNP	DNP	DNP	DNP	-	DNP	-	-
RAMSEY, Jacob	1-0	1	-	-	-	-	1-0	-	-	-	-	-	-	-	-
COLLAROS, Zach	1-0	1	DNP	-	-	-	DNP	DNP	DNP	-	DNP	-	-	DNP	1-0
EL-AMIN, Khalil	1-0	1	DNP	-	-	-	-	-	-	1-0	-	-	-	-	-
PIKE, Tony	0-1	1	-	0-1	-	-	DNP	DNP	-	-	-	-	-	-	-
ALLI, Kazeem	0-1	1	-	-	-	-	-	-	0-1	DNP	-	-	-	-	-
ANDERSON, Chazz	1-0	1	DNP	DNP	DNP	DNP	-	-	1-0	DNP	DNP	DNP	DNP	DNP	DNP
GILYARD, Mardy	1-0	1	-	-	-	-	-	-	-	-	-	-	-	-	1-0
GOODMAN, D.	0-1	1	0-1	-	-	-	-	-	-	-	-	-	-	-	-
SACKS	UA-A	TOT	EKU	OU	MIA	AKR	MAR	RUT	UCONN	USF	WVU	UL	PITT	SYR	HAW
BARWIN, Connor DE	10-2	11.0	2.0-12	-	2.0-26	-	1.0-7	2.0-12	-	-	-	-	3.0-22	-	1.0-12
NELMS, Lamonte DE	6-1	6.5	-	-	-	1.0-14	1.0-9	1.0-8	-	1.0-5	0.5-5	-	-	1.0-6	1.0-4
BYRD, Terrill DL	3-3	4.5	DNP	-	-	-	-	-	-	-	1.5-7	-	2.0-7	-	1.0-5
YOUNG, Curtis DE	4-0	4.0	-	-	-	1.0-7	-	-	-	1.0-7	1.0-5	-	-	1.0-4	-
HOPPEL, Adam DL	3-0	3.0	-	-	-	1.0-7	-	-	1.0-7	-	-	-	-	-	1.0-7
SMITH, Corey LB	2-0	2.0	-	-	-	-	-	-	-	-	-	-	1.0-2	-	1.0-3
TOLBERT, Cedric DB	2-0	2.0	1.0-15	-	-	-	-	-	-	-	DNP	-	1.0-10	-	-
HUGHES, John DL	1-0	1.0	-	-	-	-	1.0-5	-	DNP	-	-	-	-	-	-
WOLFE, Derek DL	1-0	1.0	-	-	DNP	DNP	-	DNP	DNP	DNP	DNP	-	DNP	1.0-7	-
CORNETT, Torry LB	1-0	1.0	-	-	-	-	-	-	-	-	-	1.0-11	-	-	-
DANIELS, Alex DL	1-0	1.0	-	-	-	-	-	-	-	-	1.0-2	-	-	-	-

INDIVIDUAL GAME-BY-GAME ALL-PURPOSE/SPECIAL TEAMS...

ALL-PURPOSE YARDS	TOTAL	EKU	OU	MIA	AKR	MAR	RUT	UConn	USF	WVU	UL	PITT	SYR	HAW
GILYARD, Mardy	2025	127	365	102	168	88	91	163	140	100	182	176	170	153
GOEBEL, John	1086	92	37	112	65	73	24	101	144	82	97	38	81	140
GOODMAN, D.	977	144	60	94	91	51	21	69	57	81	134	101	74	-
RAMSEY, Jacob	719	34	36	57	58	114	85	38	49	95	48	44	50	11
WOODS, D.J.	300	54	13	6	2	7	68	49	30	-	-	13	25	33
BARNETT, Marcus	287	49	-	2	66	24	79	7	8	-1	-	43	1	9
GUIDUGLI, Ben	229	-	-	52	-	35	10	12	38	7	42	8	13	12
PEAD, Isaiah	216	DNP	DNP	DNP	2	59	-	8	DNP	DNP	DNP	DNP	49	98
SMITH, DeAngelo	186	13	-	18	-	4	69	3	-	21	13	-	53	-8
MICKENS, Mike	158	-	-	72	-	-	-	-	58	-	28	DNP	DNP	DNP
ALLI, Kazeem	141	23	8	8	14	-	24	6	DNP	25	14	6	13	-
JOHNSON, Scott	80	79	2	-1	-	DNP	DNP	-	DNP	-	DNP	-	-	-
UNDERWOOD, B.	60	-	-5	-	-	-	-	-	-	-	-	45	-	20
GRUTZA, Dustin	51	33	11	DNP	DNP	DNP	DNP	DNP	DNP	DNP	3	DNP	-	4
PIKE, Tony	43	-15	21	33	6	DNP	DNP	-15	-15	-9	2	33	-2	4
SMITH, Corey	39	-	-	-	-	-	-	-	-	-	-	-	39	-
WAUGH, Marcus	38	19	16	-	-	-	-	-	DNP	3	-	-	-	-
TOLBERT, Cedric	33	-	-	-	-	33	-	-	-	DNP	-	-	-	-
WEBSTER, Aaron	29	-	-	-	-	29	-	-	-	-	-	-	-	-
COLLAROS, Zach	29	DNP	-	-	18	DNP	DNP	DNP	11	DNP	-	-	DNP	-
BARWIN, Connor	21	-	-	-	-	19	-	1	1	-	-	-	-	-
HOWARD, Charley	15	-	7	-	-	-	-	DNP	-	-	-	-	-	8
MOORE, Justin	12	12	-	-	DNP	-	DNP	DNP	DNP	DNP	-	DNP	-	-
ROBINSON, A.	12	-	12	DNP	DNP	DNP	DNP	DNP	DNP	-	DNP	-	-	-
BINNS, Armon	10	-	-	10	-	DNP	-	DNP	DNP	-	DNP	-	-	-
JONES, D.	5	DNP	DNP	DNP	DNP	DNP	DNP	DNP	DNP	DNP	5	-	-	-
CORNETT, Torry	3	-	3	-	-	-	-	-	-	-	-	-	-	-
FERGUSON, D.	1	-	-	-	-	-	-	-	DNP	DNP	-	DNP	-	1
TEAM	-25	-	-	-	-3	-	-7	-	-2	-6	-4	-	-	-3
ANDERSON, Chazz	-38	DNP	DNP	DNP	DNP	-24	-12	-2	DNP	DNP	DNP	DNP	DNP	DNP

PUNT RETURNS	TOTAL	EKU	OU	MIA	AKR	MAR	RUT	UConn	USF	WVU	UL	PITT	SYR	HAW
SMITH, DeAngelo	21-192	2-13	-	1-18	-	1-4	4-69	4-3	-	4-19	2-13	-	3-53	-
WOODS, D.J.	11-109	2-33	-	2-6	-	1-6	1-1	3-49	-	-	-	-	1-6	1-20
BARWIN, Connor	2-20	-	-	-	-	1-19	-	1-1	-	-	-	-	-	-

KICK RETURNS	TOTAL	EKU	OU	MIA	AKR	MAR	RUT	UConn	USF	WVU	UL	PITT	SYR	HAW
GILYARD, Mardy	32-897	1-26	5-246	2-33	1-22	3-58	2-46	4-76	2-42	1-100	4-109	3-66	3-56	1-17
GOEBEL, John	11-240	-	-	1-43	2-39	1-14	-	2-22	1-23	-	1-9	-	-	3-90
WOODS, D.J.	1-23	1-23	-	-	-	-	-	-	-	-	-	-	-	-
PEAD, Isaiah	1-21	DNP	DNP	DNP	-	-	-	-	DNP	DNP	DNP	DNP	-	1-21
ALLI, Kazeem	1-17	-	-	-	-	-	-	-	DNP	1-17	-	-	-	-
WAUGH, Marcus	1-16	-	1-16	-	-	-	-	-	DNP	-	-	-	-	-
CORNETT, Torry	1-3	-	1-3	-	-	-	-	-	-	-	-	-	-	-
SMITH, DeAngelo	1-8	-	-	-	-	-	-	-	-	-	-	-	-	1-8

INT RETURNS	TOTAL	EKU	OU	MIA	AKR	MAR	RUT	UConn	USF	WVU	UL	PITT	SYR	HAW
MICKENS, Mike	4-158	-	-	1-72	-	1-0	-	-	1-58	-	1-28	DNP	DNP	DNP
UNDERWOOD, B.	3-60	-	1-5	-	-	-	-	-	-	-	-	1-45	-	1-20
JONES, Brad	2-0	-	1-0	-	1-0	-	-	-	DNP	-	DNP	-	-	-
SMITH, DeAngelo	2-2	-	-	-	-	-	-	-	1-0	1-2	-	-	-	-
SMITH, Corey	1-39	-	-	-	-	-	-	-	-	-	-	-	1-39	-
MOORE, Justin	1-12	1-12	-	-	DNP	-	DNP	DNP	DNP	DNP	-	DNP	-	-
NELMS, Lamonte	1-0	-	-	-	-	-	-	-	1-0	-	-	-	-	-
TOLBERT, Cedric	1-33	-	-	-	-	1-33	-	-	-	DNP	-	-	-	-
WEBSTER, Aaron	1-29	-	-	-	-	1-29	-	-	-	-	-	-	-	-

SUPERLATIVES

INDIVIDUAL GAME HIGHS

Rushes	18	RAMSEY, Jacob at West Virginia (11/08/08)
		RAMSEY, Jacob vs Pittsburgh (11/22/08)
Yards Rushing	99	RAMSEY, Jacob at Marshall (10/03/08)
TD Rushes	2	GOEBEL, John vs Miami (OH) (09/17/08)
Long Rush	50	JOHNSON, Scott vs Eastern Kentucky (08/28/08)
Pass attempts	44	PIKE, Tony vs Syracuse (11/29/08)
Pass completions	28	PIKE, Tony vs Syracuse (11/29/08)
Yards Passing	320	PIKE, Tony at Akron (09/27/08)
TD Passes	3	GRUTZA, Dustin vs Eastern Kentucky (08/28/08)
		PIKE, Tony vs Miami (OH) (09/17/08)
		PIKE, Tony vs Pittsburgh (11/22/08)
Long Pass	69	GRUTZA, Dustin at Hawai'i (12/06/08)
Receptions	11	GILYARD, Mardy vs Syracuse (11/29/08)
Yards Receiving	146	GILYARD, Mardy at Akron (09/27/08)
TD Receptions	2	GOODMAN, D. vs Eastern Kentucky (08/28/08)
		GILYARD, Mardy vs Eastern Kentucky (08/28/08)
		GILYARD, Mardy at Akron (09/27/08)
		GOODMAN, D. at Marshall (10/03/08)
Long Reception	69	GILYARD, Mardy at Hawai'i (12/06/08)
Field Goals	3	ROGERS, Jake at Connecticut (10/25/08)
		ROGERS, Jake vs Syracuse (11/29/08)
Long Field Goal	54	ROGERS, Jake at Connecticut (10/25/08)
Punts	9	HUBER, Kevin vs Rutgers (10/11/08)
Punting Avg	50.5	HUBER, Kevin at Hawai'i (12/06/08)
Long Punt	64	HUBER, Kevin vs Rutgers (10/11/08)
Long Punt Return	40	WOODS, D.J. at Connecticut (10/25/08)
Long Kickoff Return	100	GILYARD, Mardy at West Virginia (11/08/08)
Tackles	14	MICKENS, Mike at Akron (09/27/08)
Sacks	3.0	BARWIN, Connor vs Pittsburgh (11/22/08)
Tackles For Loss	3.0	BARWIN, Connor vs Eastern Kentucky (08/28/08)
		BARWIN, Connor vs Pittsburgh (11/22/08)
Interceptions	1	16 Times

TEAM GAME HIGHS

Rushes	46	at Marshall (10/03/08)
Yards Rushing	209	vs Eastern Kentucky (08/28/08)
Yards Per Rush	4.9	vs Miami (OH) (09/17/08)
TD Rushes	2	vs Eastern Kentucky (08/28/08)
		at Oklahoma (09/06/08)
		vs Miami (OH) (09/17/08)
		at Marshall (10/03/08)
		at Louisville (11/14/08)
Pass attempts	47	at Connecticut (10/25/08)
Pass completions	28	vs Syracuse (11/29/08)
Yards Passing	348	vs Eastern Kentucky (08/28/08)
Yards Per Pass	10.0	vs Miami (OH) (09/17/08)
TD Passes	4	vs Eastern Kentucky (08/28/08)
Total Plays	79	vs Eastern Kentucky (08/28/08)
Total Offense	557	vs Eastern Kentucky (08/28/08)
Yards Per Play	7.1	vs Miami (OH) (09/17/08)
Points	45	vs Miami (OH) (09/17/08)
Sacks By	7	vs Pittsburgh (11/22/08)
First Downs	28	vs Eastern Kentucky (08/28/08)
Penalties	12	vs Rutgers (10/11/08)
Penalty Yards	115	vs Rutgers (10/11/08)
Turnovers	6	at Connecticut (10/25/08)
Interceptions By	3	at Marshall (10/03/08)
		vs USF (10/30/08)

OPPONENT INDIVIDUAL GAME HIGHS

Rushes	29	BROWN, Donald, at Connecticut (10/25/08)
Yards Rushing	150	BROWN, Donald, at Connecticut (10/25/08)
TD Rushes	2	BROWN, Donald, at Connecticut (10/25/08)
		McCOY, LeSean, vs Pittsburgh (11/22/08)
Long Rush	58	FIAMMETTA, Tony, vs Syracuse (11/29/08)
Pass attempts	42	ENDRES, Cody, at Connecticut (10/25/08)
		Alexander, G., at Hawai'i (12/06/08)
Pass completions	29	Bradford, Sam, at Oklahoma (09/06/08)
Yards Passing	395	Bradford, Sam, at Oklahoma (09/06/08)
TD Passes	5	Bradford, Sam, at Oklahoma (09/06/08)
Long Pass	61	HOLLAND, Allan, vs Eastern Kentucky (08/28/08)
Receptions	10	BOWSER, Deryn, at Akron (09/27/08)
Yards Receiving	141	Broyles, Ryan, at Oklahoma (09/06/08)
TD Receptions	2	Gresham, Jermai, at Oklahoma (09/06/08)
Long Reception	61	WATTS, Cody, vs Eastern Kentucky (08/28/08)
Field Goals	4	TEGGART, Dave, at Connecticut (10/25/08)
Long Field Goal	52	MCAFFEE, Pat, at West Virginia (11/08/08)
Punts	10	DELLAGANNA, Ted, vs Rutgers (10/11/08)
Punting Avg	49.0	RICHARDSON, J., vs Miami (OH) (09/17/08)
Long Punt	61	DELLAGANNA, Ted, vs Rutgers (10/11/08)
Long Punt Return	25	SMALL, Chubb, at Marshall (10/03/08)
		HOWARD, Jasper, at Connecticut (10/25/08)
Long Kickoff Return	51	CALDWELL, J., vs Eastern Kentucky (08/28/08)
Tackles	17	McKILLOP, Scott, vs Pittsburgh (11/22/08)
Sacks	2.0	HALL, Chris, vs Eastern Kentucky (08/28/08)
		Lewis, Travis, at Oklahoma (09/06/08)
		HARVEY, Mario, at Marshall (10/03/08)
Tackles For Loss	2.5	Lewis, Travis, at Oklahoma (09/06/08)
		THOMAS, J.T., at West Virginia (11/08/08)
Interceptions	2	McCLAIN, Robert, at Connecticut (10/25/08)

OPPONENT TEAM GAME HIGHS

Rushes	44	at Oklahoma (09/06/08)
Yards Rushing	197	at Oklahoma (09/06/08)
Yards Per Rush	5.6	vs Syracuse (11/29/08)
TD Rushes	3	at Connecticut (10/25/08)
Pass attempts	43	vs Miami (OH) (09/17/08)
Pass completions	29	at Oklahoma (09/06/08)
Yards Passing	395	at Oklahoma (09/06/08)
Yards Per Pass	10.4	at Oklahoma (09/06/08)
TD Passes	5	at Oklahoma (09/06/08)
Total Plays	82	at Oklahoma (09/06/08)
Total Offense	592	at Oklahoma (09/06/08)
Yards Per Play	7.2	at Oklahoma (09/06/08)
Points	52	at Oklahoma (09/06/08)
Sacks By	4	vs Rutgers (10/11/08)
		at Connecticut (10/25/08)
		vs Syracuse (11/29/08)
First Downs	30	at Oklahoma (09/06/08)
Penalties	11	at Hawai'i (12/06/08)
Penalty Yards	109	at Hawai'i (12/06/08)
Turnovers	3	at Marshall (10/03/08)
		vs USF (10/30/08)
Interceptions By	3	at Connecticut (10/25/08)

GAME-BY-GAME STARTERS

OFFENSE	WR	LT	LG	C	RG	RT	TE/WR	TE/WR	QB	RB	WR
Eastern Kentucky	Goodman	Linkenbach	J. Kelce	Jurek	Canfield	Griffin	Guidugli	Barnett	Grutza	Ramsey	Gilyard
at Oklahoma	Goodman	Linkenbach	J. Kelce	Jurek	Canfield	El-Amin	Guidugli	Barnett	Grutza	Ramsey	Gilyard
Miami (OH)	Goodman	Linkenbach	J. Kelce	Jurek	Canfield	El-Amin	Guidugli	Barnett	Pike	Ramsey	Gilyard
at Akron	Goodman	Linkenbach	J. Kelce	Jurek	Canfield	El-Amin	Guidugli	Barnett	Pike	Ramsey	Gilyard
at Marshall	Goodman	Linkenbach	Hoffman	Jurek	Canfield	El-Amin	Guidugli	Barnett	Anderson	Ramsey	Gilyard
Rutgers	Goodman	Linkenbach	J. Kelce	Jurek	Canfield	El-Amin	Guidugli	Barnett	Anderson	Ramsey	Gilyard
at Connecticut	Goodman	Linkenbach	J. Kelce	Jurek	Canfield	El-Amin	Guidugli	Barnett	Pike	Ramsey	Gilyard
USF	Goodman	Linkenbach	J. Kelce	Jurek	Canfield	El-Amin	Guidugli	Barnett	Pike	Ramsey	Gilyard
at West Virginia	Goodman	Linkenbach	Hoffman	J. Kelce	Canfield	El-Amin	Guidugli	Barnett	Pike	Ramsey	Binns
at Louisville	Goodman	Linkenbach	J. Kelce	Jurek	Canfield	El-Amin	Guidugli	Waugh	Pike	Ramsey	Barnett
Pittsburgh	Goodman	Linkenbach	J. Kelce	Jurek	Canfield	El-Amin	Guidugli	Waugh	Pike	Ramsey	Barnett
Syracuse	Goodman	Linkenbach	J. Kelce	Jurek	Canfield	El-Amin	Guidugli	Barnett	Pike	Goebel	Gilyard
at Hawai'i	Goodman	Linkenbach	J. Kelce	Jurek	Canfield	El-Amin	Guidugli	Barnett	Pike	Goebel	Gilyard

DEFENSE	DE	DT	DT	DE	SLB	MLB	WLB	CB	FS	SS	CB
Eastern Kentucky	Nelms	Mathews	Hughes	Barwin	C. Smith	Manalac	Cornett	Mickens	D. Smith	B. Jones	Underwood
at Oklahoma	Nelms	Hoppel	Byrd	Barwin	C. Smith	Manalac	Cornett	Mickens	D. Smith	Tolbert	Underwood
Miami (OH)	Nelms	Hoppel	Byrd	Barwin	C. Smith	Manalac	Cornett	Mickens	D. Smith	Tolbert	Underwood
at Akron	Nelms	Hoppel	Byrd	Barwin	C. Smith	Manalac	Cornett	Mickens	Underwood	Frey	D. Smith
at Marshall	Nelms	Hoppel	Byrd	Barwin	C. Smith	Manalac	Cornett	Mickens	Underwood	Webster	D. Smith
Rutgers	Nelms	Hoppel	Byrd	Barwin	C. Smith	Manalac	Cornett	Mickens	Underwood	Webster	D. Smith
at Connecticut	Nelms	Hoppel	Byrd	Barwin	C. Smith	Manalac	Cornett	Mickens	Underwood	Webster	D. Smith
USF	Nelms	Hoppel	Byrd	Barwin	C. Smith	Manalac	Cornett	Mickens	Underwood	Webster	D. Smith
at West Virginia	Nelms	Hoppel	Byrd	Barwin	C. Smith	Manalac	Cornett	Mickens	Underwood	Webster	D. Smith
at Louisville	Nelms	Hoppel	Byrd	Barwin	C. Smith	Manalac	Cornett	Mickens	Underwood	Webster	D. Smith
Pittsburgh	Nelms	Hoppel	Byrd	Barwin	C. Smith	Manalac	Cornett	Underwood	Tolbert	Webster	D. Smith
Syracuse	Nelms	Hoppel	Byrd	Barwin	C. Smith	Manalac	Cornett	Underwood	Tolbert	Webster	D. Smith
at Hawai'i	Daniels	Hoppel	Byrd	Barwin	C. Smith	Manalac	Cornett	Underwood	Tolbert	Webster	D. Smith

START CHART

PLAYER	GS (CONSEC.)	PLAYER	GS (CONSEC.)	PLAYER	GS (CONSEC.)
Marcus Barnett.....	23 (16)	Dustin Grutza	26 (2)	Lamonte Nelms	14 (12)
Connor Barwin	16 (13)	Ben Guidugli	13 (13)	Tony Pike	9 (7)
Terrill Byrd.....	48 (12)	Adam Hoppel	28 (25)	Jacob Ramsey.....	15 (15)
Trevor Canfield	42 (38)	Charley Howard.....	3 (0)	Andre Revels	2 (0)
Torry Cornett	14 (13)	Brad Jones.....	1 (0)	Corey Smith.....	45 (23)
Alex Daniels	1 (1)	Chris Jurek.....	21 (4)	DeAngelo Smith	27 (26)
Khalil El-Amin	21 (16)	Jason Kelce.....	12 (4)	Cedric Tolbert	6 (3)
Drey Frey	1 (1)	Jeff Linkenbach	30 (14)	Aaron Webster.....	9 (9)
Mardy Gilyard.....	18 (2)	Ryan Manalac.....	28 (24)	Brandon Underwood.....	13 (13)
Dominick Goodman	36 (31)	Ricardo Mathews	1 (0)	Marcus Waugh	3 (2)
John Goebel	2 (2)	Mike Mickens	45 (44)	Curtis Young	3 (0)

PLAYER PARTICIPATION ...

	Name	GP/GS	EKU	OU	MIA	AKRON	MAR	RUT	UCONN	USF	WVU	UL	PITT	SYR	HAW
83	ALLI, Kazeem	12/-	XXX	XXX	XXX	XXX	XXX	XXX	XXX	...	XXX	XXX	XXX	XXX	XXX
14	ANDERSON, Chazz	3/2	START	START	XXX
43	ARMSTRONG, R.	9/-	XXX	XXX	XXX	XXX	...	XXX	XXX	XXX	XXX	XXX
85	BARNETT, Marcus	13/13	START	START	START	START	START	START	START	START	START	START	START	START	START
5D	BARWIN, Connor	13/13	START	START	START	START	START	START	START	START	START	START	START	START	START
9	BATTLE, D.	13/-	XXX	XXX	XXX	XXX	XXX	XXX	XXX	XXX	XXX	XXX	XXX	XXX	XXX
69	BECKER, Frank	2/-	XXX	XXX
80	BINNS, Armon	9/1	XXX	XXX	XXX	XXX	...	XXX	START	...	XXX	XXX	XXX
95	BYRD, Terrill	12/12	...	START	START	START	START	START	START	START	START	START	START	START	START
76	CANFIELD, T.	13/13	START	START	START	START	START	START	START	START	START	START	START	START	START
7	CAREY, Craig	11/-	XXX	XXX	XXX	...	XXX	XXX	XXX	...	XXX	XXX	XXX	XXX	XXX
57	CHEATHAM, O.	1/-	XXX
91	CLIFFORD, Tyler	2/-	XXX	XXX	...
12	COLLARIOS, Zach	7/-	...	XXX	XXX	XXX	XXX	...	XXX	XXX	...	XXX
49	CORNETT, Torry	13/13	START	START	START	START	START	START	START	START	START	START	START	START	START
89	DANIELS, Alex	13/1	XXX	XXX	XXX	XXX	XXX	XXX	XXX	XXX	XXX	XXX	XXX	XXX	START
72	DAVIS, Evan	4/-	XXX	XXX	XXX	XXX	...
39	DELISI, Alex	1/-	XXX
79	EL-AMIN, Khalil	12/12	...	START	START	START	START	START	START	START	START	START	START	START	START
3D	FERGUSON, D.	10/-	XXX	XXX	XXX	XXX	XXX	XXX	XXX	XXX	...	XXX	XXX
26	FREY, Drew	4/1	XXX	XXX	XXX	START
1	GILYARD, Mardy	13/10	START	START	START	START	START	START	START	START	XXX	XXX	XXX	START	START
22	GOEBEL, John	13/2	XXX	XXX	XXX	XXX	XXX	XXX	XXX	XXX	XXX	XXX	XXX	START	START
16	GOODMAN, D.	13/13	START	START	START	START	START	START	START	START	START	START	START	START	START
66	GRIFFIN, Sam	5/1	START	XXX	XXX	...	XXX	XXX
4	GRUTZA, Dustin	5/2	START	START	XXX	...	XXX	XXX
19	GUIDUGLI, Ben	13/13	START	START	START	START	START	START	START	START	START	START	START	START	START
38	HILTON, Tomaz	11/-	XXX	...	XXX	XXX	XXX	XXX	XXX	...	XXX	XXX	XXX	XXX	XXX
59	HOFFMAN, Alex	11/2	XXX	XXX	XXX	XXX	START	XXX	XXX	...	START	XXX	...	XXX	XXX
67	HOPPEL, Adam	13/12	XXX	START	START	START	START	START	START	START	START	START	START	START	START
87	HOWARD, Charley	12/-	XXX	XXX	XXX	XXX	XXX	XXX	...	XXX	XXX	XXX	XXX	XXX	XXX
47	HUBER, Kevin	13/-	XXX	XXX	XXX	XXX	XXX	XXX	XXX	XXX	XXX	XXX	XXX	XXX	XXX
40	HUGHES, John	12/1	START	XXX	XXX	XXX	XXX	XXX	...	XXX	XXX	XXX	XXX	XXX	XXX
46	JOHNSON, Scott	9/-	XXX	XXX	XXX	XXX	XXX	...	XXX	...	XXX	XXX	XXX
25	JONES, Brad	11/1	START	XXX	XXX	XXX	XXX	XXX	XXX	...	XXX	...	XXX	XXX	XXX
2	JONES, D.	4/-	XXX	XXX	XXX	XXX
56	JUREK, Chris	12/12	START	START	START	START	START	START	START	START	...	START	START	START	START
60	KELCE, Jason	12/12	START	START	START	START	...	START	START	START	START	START	START	START	START
71	LINKENBACH, J.	13/13	START	START	START	START	START	START	START	START	START	START	START	START	START
45	MANALAC, Ryan	13/13	START	START	START	START	START	START	START	START	START	START	START	START	START
53	MARTINEZ, Randy	4/-	XXX	XXX	XXX	...	XXX
90	MATHEWS, R.	13/1	START	XXX	XXX	XXX	XXX	XXX	XXX	XXX	XXX	XXX	XXX	XXX	XXX
11	MCCAFFERTY, C.	13/-	XXX	XXX	XXX	XXX	XXX	XXX	XXX	XXX	XXX	XXX	XXX	XXX	XXX
21	MICKENS, Mike	10/10	START	START	START	START	START	START	START	START	START	START
32	MOORE, Justin	7/-	XXX	XXX	XXX	...	XXX	XXX	...	XXX	XXX
10	NELMS, Lamonte	13/12	START	START	START	START	START	START	START	START	START	START	START	START	XXX
23	PEAD, Isaiah	6/-	XXX	XXX	XXX	XXX	XXX	XXX
15	PIKE, Tony	11/9	XXX	XXX	START	START	START	START	START	START	START	START	START
20	RAMSEY, Jacob	13/11	START	START	START	START	START	START	START	START	START	START	START	XXX	XXX
50	REVELS, Andre	12/-	XXX	XXX	XXX	XXX	XXX	XXX	XXX	XXX	XXX	...	XXX	XXX	XXX
24	RICHARDSON, Wes	11/-	XXX	XXX	XXX	XXX	XXX	XXX	XXX	XXX	XXX	XXX	XXX
88	ROBINSON, A.	6/-	XXX	XXX	XXX	...	XXX	XXX	XXX
97	ROGERS, Jake	13/-	XXX	XXX	XXX	XXX	XXX	XXX	XXX	XXX	XXX	XXX	XXX	XXX	XXX
37	SCHAFER, J.K.	11/-	XXX	...	XXX	XXX	XXX	XXX	XXX	...	XXX	XXX	XXX	XXX	XXX
42	SMITH, Corey	13/13	START	START	START	START	START	START	START	START	START	START	START	START	START
6D	SMITH, DeAngelo	13/13	START	START	START	START	START	START	START	START	START	START	START	START	START
18	TOLBERT, Cedric	12/5	XXX	START	START	XXX	XXX	XXX	XXX	XXX	...	XXX	START	START	START
94	TRIGG, Rob	6/-	XXX	XXX	...	XXX	XXX	XXX	...	XXX	...
81	TRUESDELL, Nick	6/-	XXX	XXX	XXX	XXX	XXX	XXX
8	UNDERWOOD, B.	13/13	START	START	START	START	START	START	START	START	START	START	START	START	START
35	WAUGH, Marcus	12/1	XXX	XXX	XXX	XXX	XXX	XXX	XXX	...	XXX	START	XXX	XXX	XXX
17	WEBSTER, Aaron	13/9	XXX	XXX	XXX	XXX	START	START	START	START	START	START	START	START	START
48	WILLIAMS, T.	4/-	XXX	...	XXX	XXX	XXX
93	WINDT, Mike	12/-	XXX	XXX	XXX	XXX	XXX	XXX	XXX	...	XXX	XXX	XXX	XXX	XXX
78	WOLFE, Derek	6/-	XXX	XXX	XXX	XXX	...	XXX	XXX
84	WOODARD, Orion	12/-	XXX	XXX	XXX	XXX	XXX	XXX	XXX	...	XXX	XXX	XXX	XXX	XXX
3	WOODS, D.J.	13/-	XXX	XXX	XXX	XXX	XXX	XXX	XXX	XXX	XXX	XXX	XXX	XXX	XXX
92	YINGLING, B.	2/-	XXX	XXX
98	YOUNG, Curtis	13/-	XXX	XXX	XXX	XXX	XXX	XXX	XXX	XXX	XXX	XXX	XXX	XXX	XXX

TEAM GAME-BY-GAME STATISTICS ...

Date	Opponent	RUSHING				RECEIVING				PASSING				KICK RET			PUNT RET				TOT	
		No.	Yds	TD	Lg	No.	Yds	TD	Lg	Cmp-Att-Int	Yds	TD	Lg	No	Yds	TD	Lg	No	Yds	TD	Lg	Off
08/28/08	EASTERN KENTUCKY	44	209	2	50	26	348	4	47	26-35-0	348	4	47	2	49	0	26	4	46	0	25	557
09/06/08	at Oklahoma	29	87	2	15	22	239	1	57	22-42-2	239	1	57	7	265	1	97	0	0	0	0	326
09/17/08	MIAMI (OH)	31	152	2	20	20	241	3	49	20-24-0	241	3	49	4	76	0	43	3	24	0	18	393
09/27/08	at Akron	31	104	0	14	24	322	2	67	24-38-0	322	2	67	3	61	0	22	0	0	0	0	426
10/03/08	at MARSHALL	46	203	2	21	16	158	2	17	16-26-1	158	2	17	4	72	0	27	3	17	0	4	361
10/11/08	RUTGERS	31	97	1	25	21	239	0	27	21-29-0	239	0	27	2	46	0	24	5	70	0	32	336
10/25/08	at Connecticut	19	30	0	15	19	259	1	41	19-47-3	259	1	41	6	98	0	36	8	53	0	40	289
10/30/08	USF	37	115	1	22	20	281	2	48	20-28-1	281	2	48	3	65	0	23	0	0	0	0	396
11/08/08	at West Virginia	33	82	1	13	16	178	1	66	16-30-0	178	1	66	2	117	1	100	4	19	0	8	260
11/14/08	at Louisville	31	131	2	37	20	274	2	48	20-36-1	274	2	48	5	118	0	30	2	13	0	18	405
11/22/08	PITTSBURGH	38	87	1	11	26	309	3	39	26-32-0	309	3	39	3	66	0	27	0	0	0	0	396
11/29/08	SYRACUSE	31	140	1	16	28	272	2	19	28-44-1	272	2	19	3	56	0	23	4	59	0	38	412
12/06/08	at Hawai'i	33	139	0	38	16	183	2	69	16-28-2	183	2	69	6	120	0	41	1	20	0	20	322
	Totals	434	1576	15	50	274	3303	25	69	274-439-11	3303	25	69	50	1209	2	100	34	321	0	40	4879
	Opponent	427	1335	11	58	255	2757	18	61	255-454-16	2757	18	61	59	1204	0	51	17	128	0	25	4092

Date	Opponent	TACKLES			TFL-Yds	SACKS		FUMBLE			PASS		BLKD	KICKS		XPTS		
		Solo	Ast	Total		No-Yds	FF	FR-Yds	Int-Yds	QBH	Brk	Kick		Att-Mad	Run	Rcv	Saf	Pts
08/28/08	EASTERN KENTUCKY	31	22	53	9.0-36	3.0-27	1	1-0	1-12	0	2	0	0	6-4	0	0	0	40
09/06/08	at Oklahoma	43	46	89	2.0-6	0.0-0	0	0-0	2--5	0	2	0	0	3-2	0	0	0	26
09/17/08	MIAMI (OH)	45	30	75	4.0-16	1.0-9	0	0-0	1-72	6	3	0	0	6-6	0	0	0	45
09/27/08	at Akron	50	18	68	5.0-34	3.0-28	2	0-0	1-0	0	5	1	0	2-2	0	0	0	17
10/03/08	at MARSHALL	30	46	76	8.0-44	3.0-21	0	0-0	3-62	1	10	2	0	4-4	0	0	1	33
10/11/08	RUTGERS	34	32	66	8.0-31	3.0-20	0	0-0	0-0	0	5	0	0	1-1	0	0	0	13
10/25/08	at Connecticut	29	42	71	6.0-21	1.0-7	0	0-0	0-0	0	6	1	0	1-1	0	0	0	16
10/30/08	USF	43	26	69	6.0-27	2.0-12	1	0-0	3-58	2	4	0	0	3-3	0	0	0	24
11/08/08	at West Virginia	43	42	85	9.0-28	4.0-19	0	1-0	1-2	0	4	0	0	2-2	0	0	0	26
11/14/08	at Louisville	44	16	60	4.0-19	1.0-11	1	1-0	1-28	0	2	0	0	4-4	0	0	0	28
11/22/08	PITTSBURGH	30	22	52	11.0-53	7.0-41	0	1-0	1-45	1	2	0	0	4-4	0	0	0	28
11/29/08	SYRACUSE	30	18	48	3.0-17	3.0-17	0	0-0	1-39	4	5	0	0	3-3	0	0	0	30
12/06/08	at Hawai'i	54	8	62	9.0-46	5.0-31	1	1-0	1-20	1	3	0	0	3-3	0	0	1	29
	Totals	507	368	875	85.0-395	37.0-260	6	5-0	16-333	14	54	4	0	42-39	0	0	2	355
	Opponent	478	454	932	71.0-323	30.0-224	19	14-12	11-141	16	35	4	0	28-27	1	0	1	262

Date	Opponent	PUNTING									FIELD GOALS				KICKOFFS				
		No	Yds	Avg	Long	Blkd	TB	FC	50+	I20	Att-Made	Lg	Blkd	No	Yds	Avg	TB	OB	
08/28/08	EASTERN KENTUCKY	4	183	45.8	54	0	0	1	1	0	0-0	0	0	7	475	67.9	2	1	
09/06/08	at Oklahoma	6	286	47.7	57	0	1	1	3	2	0-0	0	0	4	273	68.2	0	0	
09/17/08	MIAMI (OH)	0	0	0.0	0	0	0	0	0	0	1-1	38	0	8	527	65.9	1	0	
09/27/08	at Akron	3	136	45.3	51	0	0	1	1	1	1-1	48	0	4	273	68.2	1	0	
10/03/08	at MARSHALL	6	261	43.5	47	0	0	2	0	2	1-1	40	0	6	392	65.3	0	0	
10/11/08	RUTGERS	9	418	46.4	64	0	0	1	3	6	2-2	50	0	4	267	66.8	0	0	
10/25/08	at Connecticut	7	320	45.7	62	0	0	2	3	2	3-3	54	0	5	338	67.6	3	0	
10/30/08	USF	4	172	43.0	53	0	1	0	1	0	1-1	32	0	5	336	67.2	0	0	
11/08/08	at West Virginia	7	317	45.3	54	0	0	2	4	2	3-2	46	0	6	391	65.2	0	0	
11/14/08	at Louisville	2	79	39.5	48	0	0	1	0	1	3-0	0	0	5	323	64.6	1	1	
11/22/08	PITTSBURGH	2	60	30.0	40	1	0	1	0	0	1-0	0	1	5	311	62.2	0	0	
11/29/08	SYRACUSE	3	100	33.3	37	0	0	1	0	2	3-3	45	0	7	448	64.0	0	0	
12/06/08	at Hawai`i	4	202	50.5	54	0	0	0	2	3	3-2	53	16	418	69.7	3	0		
	Totals	57	2534	44.5	64	1	2	13	18	21	22-16	54	272	4772	66.3	11	2		
	Opponent	85	3488	41.0	61	3	3	29	18	19	20-17	52	056	3386	60.5	7	0		

INDIVIDUAL SEASON/CAREER STATS ...

SEASON										CAREER									
Rushing	gp	att	gain	loss	net	avg	td	lg	avg/g	gp	att	gain	loss	net	avg	td	lg	avg/g	
RAMSEY, Jacob	13	148	674	44	630	4.3	2	25	48.5	38	245	1079	83	996	4.1	5	42	26.2	
GOEBEL, John	13	124	597	16	581	4.7	7	37	44.7	26	124	597	16	581	4.7	7	37	22.3	
PEAD, Isaiah	6	28	193	9	184	6.6	0	38	30.7	6	28	193	9	184	6.6	0	38	30.7	
JOHNSON, Scott	9	11	83	4	79	7.2	1	50	8.8	9	11	83	4	79	7.2	1	50	8.8	
GRUTZA, Dustin	5	21	87	36	51	2.4	2	11	10.2	30	223	853	484	369	1.7	4	29	12.3	
PIKE, Tony	11	51	165	122	43	0.8	1	14	3.9	16	58	244	126	118	2.0	1	35	7.4	
COLLAROS, Zach	7	6	29	0	29	4.8	0	9	4.1	7	6	29	0	29	4.8	0	9	4.1	
BARNETT, Marcus	13	4	19	3	16	4.0	0	13	1.2	26	10	43	3	40	4.0	0	13	1.5	
WAUGH, Marcus	12	2	11	0	11	5.5	0	7	0.9	36	4	18	0	18	4.5	0	7	0.5	
GILYARD, Mardy	13	2	10	0	10	5.0	0	6	0.8	13	2	10	0	10	5.0	0	6	0.8	
JONES, D.	4	1	5	0	5	5.0	0	5	1.2	4	1	5	0	5	5.0	0	5	1.2	
TEAM	9	13	0	25	-25	-1.9	0	0	-2.8	84	68	0	228	-228	-3.4	0	0	-2.7	
ANDERSON, Chazz	3	23	45	83	-38	-1.7	2	9	-12.7	3	23	45	83	-38	-1.7	2	9	-12.7	
Total	13	434	1918	342	1576	3.6	15	50	121.2										
Opponents	13	427	1729	394	1335	3.1	11	58	102.7										
Passing	gp	effic	comp-att-int	pct	yds	td	lg	avg/g		gp	effic	comp-att-int	pct	yds	td	lg	avg/g		
PIKE, Tony	11	141.07	183-291-7	62.9	2168	18	67	197.1		16	137.12	194-311-10	62.4	2259	19	67	141.2		
ANDERSON, Chazz	3	120.37	46-75-3	61.3	520	2	41	173.3		3	120.37	46-75-3	61.3	520	2	41	173.3		
GRUTZA, Dustin	5	166.65	44-66-1	66.7	613	5	69	122.6		30	125.34	388-646-25	60.1	4476	29	69	149.2		
COLLAROS, Zach	7	29.20	1-4-0	25.0	2	0	2	0.3		7	29.20	1-4-0	25.0	2	0	2	0.3		
HUBER, Kevin	13	0.00	0-1-0	0.0	0	0	0	0.0		29	0.00	0-1-0	0.0	0	0	0	0.0		
TEAM	9	0.00	0-1-0	0.0	0	0	0	0.0		84	0.00	0-14-0	0.0	0	0	0	0.0		
BARNETT, Marcus	13	0.00	0-1-0	0.0	0	0	0	0.0		26	369.20	1-2-0	50.0	76	0	76	2.9		
Total	13	139.40	274-439-11	62.4	3303	25	69	254.1											
Opponents	13	113.21	255-454-16	56.2	2757	18	61	212.1											
Receiving	gp	no.	yds	avg	td	lg	avg/g			gp	no.	yds	avg	td	lg	avg/g			
GOODMAN, D.	13	78	977	12.5	7	49	75.2			48	198	2461	12.4	22	49	51.3			
GILYARD, Mardy	13	74	1118	15.1	10	69	86.0			13	74	1118	15.1	10	69	86.0			
BARNETT, Marcus	13	29	271	9.3	1	27	20.8			26	91	1133	12.5	14	80	43.6			
GOEBEL, John	13	25	265	10.6	0	66	20.4			26	25	265	10.6	0	66	10.2			
GUIDUGLI, Ben	13	18	229	12.7	1	33	17.6			18	20	249	12.4	2	33	13.8			
WOODS, D.J.	13	14	168	12.0	0	24	12.9			13	14	168	12.0	0	24	12.9			
ALLI, Kazeem	12	12	124	10.3	3	24	10.3			37	20	259	12.9	3	34	7.0			
RAMSEY, Jacob	13	12	89	7.4	1	15	6.8			38	20	124	6.2	1	15	3.3			
HOWARD, Charley	12	3	15	5.0	0	7	1.2			25	10	109	10.9	1	29	4.4			
WAUGH, Marcus	12	2	11	5.5	0	8	0.9			36	2	11	5.5	0	8	0.3			
PEAD, Isaiah	6	2	11	5.5	0	8	1.8			6	2	11	5.5	0	8	1.8			
ROBINSON, A.	6	1	12	12.0	0	12	2.0			6	1	12	12.0	0	12	2.0			
BINNS, Armon	9	1	10	10.0	0	10	1.1			16	2	19	9.5	0	10	1.2			
BARWIN, Connor	13	1	1	1.0	1	1	0.1			50	53	692	13.1	6	38	13.8			
JOHNSON, Scott	9	1	1	1.0	0	1	0.1			9	1	1	1.0	0	1	0.1			
FERGUSON, D.	10	1	1	1.0	1	1	0.1			31	1	1	1.0	1	1	0.0			
Total	13	274	3303	12.1	25	69	254.1												
Opponents	13	255	2757	10.8	18	61	212.1												

INDIVIDUAL SEASON/CAREER STATS ...

SEASON							CAREER						
Total Offense	g	plays	rush	pass	total	avg/g	g	plays	rush	pass	total	avg/g	
PIKE, Tony	11	342	43	2168	2211	201.0	16	369	118	2259	2377	148.6	
GRUTZA, Dustin	5	87	51	613	664	132.8	30	869	369	4476	4845	161.5	
RAMSEY, Jacob	13	148	630	0	630	48.5	38	245	996	0	996	26.2	
GOEBEL, John	13	124	581	0	581	44.7	26	124	581	0	581	22.3	
ANDERSON, Chazz	3	98	-38	520	482	160.7	3	98	-38	520	482	160.7	
PEAD, Isaiah	6	28	184	0	184	30.7	6	28	184	0	184	30.7	
JOHNSON, Scott	9	11	79	0	79	8.8	9	11	79	0	79	8.8	
COLLAROS, Zach	7	10	29	2	31	4.4	7	10	29	2	31	4.4	
BARNETT, Marcus	13	5	16	0	16	1.2	26	12	40	76	116	4.5	
WAUGH, Marcus	12	2	11	0	11	0.9	36	4	18	0	18	0.5	
GILYARD, Mardy	13	2	10	0	10	0.8	13	2	10	0	10	0.8	
JONES, D.	4	1	5	0	5	1.2	4	1	5	0	5	1.2	
TEAM	9	14	-25	0	-25	-2.8	84	82	-228	0	-228	-2.7	
Total	13	873	1576	3303	4879	375.3							
Opponents	13	881	1335	2757	4092	314.8							

Scoring	td	fg	PAT				dxdp	saf	pts	td	fg	PAT				dxdp	saf	pts
			kick	rush	rcv	pass						kick	rush	rcv	pass			
ROGERS, Jake	-	16-22	33-35	-	-	-	-	-	81	-	27-41	84-89	-	-	-	-	-	165
GILYARD, Mardy	12	-	-	-	-	-	-	-	72	12	-	-	-	-	-	-	-	72
GOODMAN, D.	7	-	-	-	-	-	-	-	42	22	-	-	-	1	-	-	-	134
GOEBEL, John	7	-	-	-	-	-	-	-	42	7	-	-	-	-	-	-	-	42
ALLI, Kazeem	3	-	-	-	-	-	-	-	18	3	-	-	-	-	-	-	-	18
RAMSEY, Jacob	3	-	-	-	-	-	-	-	18	6	-	-	-	-	-	-	-	36
ANDERSON, Chazz	2	-	-	-	-	-	-	-	12	2	-	-	-	-	-	-	-	12
GRUTZA, Dustin	2	-	-	-	-	-	-	-	12	4	-	-	0-1	-	2-5	-	-	24
YINGLING, B.	-	-	6-7	-	-	-	-	-	6	-	-	12-14	-	-	-	-	-	12
UNDERWOOD, B.	1	-	-	-	-	-	-	-	6	1	-	-	-	-	-	-	-	6
MICKENS, Mike	1	-	-	-	-	-	-	-	6	3	-	-	-	-	-	-	-	18
FERGUSON, D.	1	-	-	-	-	-	-	-	6	1	-	-	-	-	-	-	-	6
BARWIN, Connor	1	-	-	-	-	-	-	-	6	6	-	-	-	-	-	-	-	36
BARNETT, Marcus	1	-	-	-	-	-	-	-	6	15	-	-	-	-	-	-	-	90
GUIDUGLI, Ben	1	-	-	-	-	-	-	-	6	2	-	-	-	-	-	-	-	12
JOHNSON, Scott	1	-	-	-	-	-	-	-	6	1	-	-	-	-	-	-	-	6
PIKE, Tony	1	-	-	-	-	0-1	-	-	6	1	-	-	-	-	0-1	-	-	6
SMITH, Corey	-	-	-	-	-	-	-	1	2	-	-	-	-	-	-	-	1	2
TEAM	-	-	-	-	-	-	-	1	2	-	0-1	0-1	0-1	-	-	-	6	12
Total	44	16-22	39-42	-	-	0-1	-	2	355									
Opponents	30	17-20	27-28	1-2	-	-	-	1	262									

Punt Returns	no.	yds	avg	td	lg	no.	yds	avg	td	lg
SMITH, DeAngelo	21	192	9.1	0	38	21	192	9.1	0	38
WOODS, D.J.	11	109	9.9	0	40	11	109	9.9	0	40
BARWIN, Connor	2	20	10.0	0	0	3	38	12.7	0	0
Total	34	321	9.4	0	40					
Opponents	17	128	7.5	0	25					

Kick Returns	no.	yds	avg	td	lg	no.	yds	avg	td	lg
GILYARD, Mardy	32	897	28.0	2	100	32	897	28.0	2	100
GOEBEL, John	11	240	21.8	0	43	11	240	21.8	0	43
CORNETT, Torry	1	3	3.0	0	3	2	7	3.5	0	4
SMITH, DeAngelo	1	-8	-8.0	0	0	17	353	20.8	0	52
PEAD, Isaiah	1	21	21.0	0	21	1	21	21.0	0	21
WOODS, D.J.	1	23	23.0	0	23	1	23	23.0	0	23
WAUGH, Marcus	1	16	16.0	0	16	4	58	14.5	0	16
ALLI, Kazeem	1	17	17.0	0	17	1	17	17.0	0	17
TEAM	1	0	0.0	0	0	1	0	0.0	0	0
Total	50	1209	24.2	2	100					
Opponents	59	1204	20.4	0	51					

INDIVIDUAL SEASON/CAREER STATS ...

SEASON								CAREER									
Interceptions		no.	yds	avg	td	lg		no.	yds	avg	td	lg					
MICKENS, Mike		4	158	39.5	1	72		14	296	21.1	3	79					
UNDERWOOD, B.		3	60	20.0	1	45		3	60	20.0	1	45					
JONES, Brad		2	0	0.0	0	0		3	10	3.3	0	10					
SMITH, DeAngelo		2	2	1.0	0	2		12	179	14.9	2	84					
WEBSTER, Aaron		1	29	29.0	0	29		2	87	43.5	1	58					
SMITH, Corey		1	39	39.0	0	39		3	72	24.0	0	39					
NELMS, Lamonte		1	0	0.0	0	0		2	0	0.0	0	0					
MOORE, Justin		1	12	12.0	0	12		1	12	12.0	0	12					
TOLBERT, Cedric		1	33	33.0	0	33		1	33	33.0	0	33					
Total		16	333	20.8	2	72											
Opponents		11	141	12.8	1	40											
Fumble Returns		no.	yds	avg	td	lg		no.	yds	avg	td	lg					
Total		0	0	0.0	0	0											
Opponents		2	12	6.0	0	11											
All Purpose																	
	g	rush	rcv	pr	kr	ir	total	avg/g		g	rush	rcv	pr	kr	ir	total	avg/g
GILYARD, Mardy	13	10	1118	0	897	0	2025	155.8		13	10	1118	0	897	0	2025	155.8
GOEBEL, John	13	581	265	0	240	0	1086	83.5		26	581	265	0	240	0	1086	41.8
GOODMAN, D.	13	0	977	0	0	0	977	75.2		48	21	2461	6	1199	0	3687	76.8
RAMSEY, Jacob	13	630	89	0	0	0	719	55.3		38	996	124	0	351	0	1471	38.7
WOODS, D.J.	13	0	168	109	23	0	300	23.1		13	0	168	109	23	0	300	23.1
BARNETT, Marc	13	16	271	0	0	0	287	22.1		26	40	1133	1	0	0	1174	45.2
GUIDUGLI, Ben	13	0	229	0	0	0	229	17.6		18	0	249	0	0	0	249	13.8
PEAD, Isaiah	6	184	11	0	21	0	216	36.0		6	184	11	0	21	0	216	36.0
SMITH, DeAngel	13	0	0	192	-8	2	186	14.3		46	0	0	192	353	179	724	15.7
MICKENS, Mike	10	0	0	0	0	158	158	15.8		46	0	0	0	0	296	296	6.4
ALLI, Kazeem	12	0	124	0	17	0	141	11.8		37	0	259	0	17	0	276	7.5
JOHNSON, Scott	9	79	1	0	0	0	80	8.9		9	79	1	0	0	0	80	8.9
UNDERWOOD,	13	0	0	0	0	60	60	4.6		13	0	0	0	0	60	60	4.6
GRUTZA, Dustin	5	51	0	0	0	0	51	10.2		30	369	15	0	0	0	384	12.8
PIKE, Tony	11	43	0	0	0	0	43	3.9		16	118	0	0	0	0	118	7.4
SMITH, Corey	13	0	0	0	0	39	39	3.0		47	-8	0	0	0	72	64	1.4
WAUGH, Marcus	12	11	11	0	16	0	38	3.2		36	18	11	0	58	0	87	2.4
TOLBERT, Cedri	12	0	0	0	0	33	33	2.8		48	0	0	0	0	33	33	0.7
WEBSTER, Aaro	13	0	0	0	0	29	29	2.2		32	0	0	0	0	87	87	2.7
COLLAROS, Zac	7	29	0	0	0	0	29	4.1		7	29	0	0	0	0	29	4.1
BARWIN, Connor	13	0	1	20	0	0	21	1.6		50	0	692	38	0	0	730	14.6
HOWARD, Charl	12	0	15	0	0	0	15	1.2		25	15	109	0	0	0	124	5.0
MOORE, Justin	7	0	0	0	0	12	12	1.7		10	0	0	0	0	12	12	1.2
ROBINSON, A.	6	0	12	0	0	0	12	2.0		6	0	12	0	0	0	12	2.0
BINNS, Armon	9	0	10	0	0	0	10	1.1		16	0	19	0	0	0	19	1.2
JONES, D.	4	5	0	0	0	0	5	1.2		4	5	0	0	0	0	5	1.2
CORNETT, Torry	13	0	0	0	3	0	3	0.2		38	0	0	0	7	0	7	0.2
FERGUSON, D.	10	0	1	0	0	0	1	0.1		31	0	1	0	12	0	13	0.4
TEAM	9	-25	0	0	0	0	-25	-2.8		84	-228	0	0	0	0	-228	-2.7
ANDERSON, Ch	3	-38	0	0	0	0	-38	-12.7		3	-38	0	0	0	0	-38	-12.7
Total	13	1576	3303	321	1209	333	6742	518.6									
Opponents	13	1335	2757	128	1204	141	5565	428.1									
Field Goals		att	good	long	blkd		att	good	long	blkd							
ROGERS, Jake		22	16	54	2		41	27	55	4							
Total		22	16	54	2												
Opponents		20	17	52	0												
Punting			no.	yds	avg	lg	blk		no.	yds	avg	lg	blk				
HUBER, Kevin			56	2514	44.9	64	0		121	5501	45.5	64	0				
TEAM			1	20	20.0	20	1		15	112	7.5	27	8				
Total			57	2534	44.5	64	1										
Opponents			85	3488	41.0	61	3										

INDIVIDUAL SEASON/CAREER STATS ...

SEASON												CAREER											
Kickoffs		no.	yds	avg	tb	ob							no.	yds	avg	tb	ob						
ROGERS, Jake		71	4708	66.3	11	2							151	9802	64.9	24	2						
HUBER, Kevin		1	64	64.0	0	0							1	64	64.0	0	0						
Total		72	4772	66.3	11	2																	
Opponents		56	3386	60.5	7	0																	
##	Defensive Leaders	gp	ua	a	total	tfl	sack	int	pbu	fr	ff	blk	gp	ua	a	total	tfl	sack	int	pbu	fr	ff	blk
45	MANALAC, Ryan	13	39	35	74	2.0	.	.	3	.	.	.	51	110	77	187	8.5	1.5	1	9	2	2	.
49	CORNETT, Torry	13	41	26	67	2.5	1.0	.	3	.	.	.	38	47	35	82	5.0	1.5	.	3	.	.	.
21	MICKENS, Mike	10	43	22	65	2.0	.	4	9	.	.	.	46	153	75	228	8.0	1.0	14	44	2	1	.
42	SMITH, Corey	13	31	30	61	9.0	2.0	1	2	.	.	1	47	138	127	265	31.0	6.5	3	3	1	3	1
8	UNDERWOOD, B.	13	39	21	60	3.5	.	3	6	3	2	.	13	39	21	60	3.5	.	3	6	3	2	.
17	WEBSTER, Aaron	13	26	29	55	2.5	.	1	4	.	.	.	32	38	38	76	2.5	.	2	4	.	.	.
10	NELMS, Lamonte	13	34	19	53	14.0	6.5	1	1	.	1	.	39	58	36	94	24.0	11.0	2	1	1	1	.
50	REVELS, Andre	12	28	24	52	0.5	.	.	1	.	.	.	32	71	52	123	1.5	.	1	5	1	2	.
6D	SMITH, DeAngelo	13	35	15	50	3.5	.	2	9	.	1	.	46	92	31	123	7.5	.	12	20	4	3	.
5D	BARWIN, Connor	13	27	21	48	15.5	11.0	.	7	.	.	3	50	40	21	61	15.5	11.0	.	7	1	.	4
95	BYRD, Terrill	12	20	20	40	6.0	4.5	.	.	1	.	.	49	85	64	149	38.0	15.5	.	.	2	1	.
18	TOLBERT, Cedric	12	15	11	26	3.0	2.0	1	2	.	.	.	48	62	35	97	4.0	2.0	1	4	.	.	.
98	YOUNG, Curtis	13	18	7	25	8.5	4.0	25	28	12	40	12.5	7.5	.	.	.	1	.
67	HOPPEL, Adam	13	15	10	25	5.5	3.0	.	2	.	1	.	38	44	31	75	12.5	7.5	1	2	1	1	.
40	HUGHES, John	12	9	10	19	1.5	1.0	12	9	10	19	1.5	1.0
89	DANIELS, Alex	13	10	5	15	2.0	1.0	.	1	.	.	.	13	10	5	15	2.0	1.0	.	1	.	.	.
37	SCHAFER, J.K.	11	9	3	12	0.0	.	.	1	.	1	.	11	9	3	12	0.0	.	.	1	.	1	.
90	MATHEWS, R.	13	4	8	12	0.0	.	.	.	1	.	.	22	6	8	14	0.0	.	.	.	1	.	.
25	JONES, Brad	11	6	5	11	0.5	.	2	29	21	13	34	0.5	.	3	1	2	.	.
9	BATTLE, D.	13	7	4	11	1.0	.	.	1	.	.	.	13	7	4	11	1.0	.	.	1	.	.	.
87	HOWARD, Charley	12	8	3	11	0.0	25	13	8	21	0.0
26	FREY, Drew	4	4	6	10	0.5	4	4	6	10	0.5
11	MCCAFFERTY, C.	13	7	3	10	0.0	23	12	3	15	0.0
38	HILTON, Tomaz	11	4	5	9	0.0	11	4	5	9	0.0
24	RICHARDSON, Wes	11	3	6	9	0.0	11	3	6	9	0.0
43	ARMSTRONG, R.	9	3	5	8	0.0	10	3	7	10	0.5
84	WOODARD, Orion	12	2	3	5	0.0	12	2	3	5	0.0
7	CAREY, Craig	11	2	2	4	0.5	.	.	2	.	.	.	27	7	8	15	0.5	.	.	2	.	.	.
94	TRIGG, Rob	6	2	2	4	0.0	12	4	3	7	0.0
78	WOLFE, Derek	6	2	1	3	1.0	1.0	6	2	1	3	1.0	1.0
71	LINKENBACH, J.	13	2	.	2	0.0	37	2	.	2	0.0
2	JONES, D.	4	1	1	2	0.0	4	1	1	2	0.0
22	GOEBEL, John	13	1	1	2	0.0	26	1	1	2	0.0
3D	FERGUSON, D.	10	1	1	2	0.0	31	9	9	18	1.0
79	EL-AMIN, Khalil	12	1	.	1	0.0	31	1	.	1	0.0
48	WILLIAMS, T.	4	1	.	1	0.0	4	1	.	1	0.0
32	MOORE, Justin	7	.	1	1	0.0	.	1	10	3	2	5	0.0	.	1
12	COLLAROS, Zach	7	1	.	1	0.0	7	1	.	1	0.0
15	PIKE, Tony	11	.	1	1	0.0	16	1	1	2	0.0
46	JOHNSON, Scott	9	1	.	1	0.0	9	1	.	1	0.0
83	ALLI, Kazeem	12	.	1	1	0.0	37	1	1	2	0.0
14	ANDERSON, Chazz	3	1	.	1	0.0	3	1	.	1	0.0
1	GILYARD, Mardy	13	1	.	1	0.0	13	1	.	1	0.0
20	RAMSEY, Jacob	13	1	.	1	0.0	38	3	2	5	0.0
16	GOODMAN, D.	13	.	1	1	0.0	48	2	1	3	0.0
47	HUBER, Kevin	13	1	.	1	0.0	29	2	.	2	0.0
97	ROGERS, Jake	13	1	.	1	0.0	26	3	1	4	0.0
TM	TEAM	9	.	.	.	0.0	84	10	.	10	3.0	1.0	.	.	1	2	1
Total		13	507	368	875	85	36	16	54	5	6	4											
Opponents		13	478	454	932	71	30	11	35	14	19	4											

DRIVE/RED ZONE/POSSESSION ANALYSIS

RED ZONE ANALYSIS

CINCINNATI

Date	Opponent	Score	Times In RZ	Times Scored	Total Pts	TDs	Rush TDs	Pass TDs	FGs Made	FGA	Downs	---- Failed to score inside RZ ----				Game
08/28	Eastern Kentucky	W, 40-7	5	5	33	5	2	3	0	0	0	0	0	0	0	
09/06	at Oklahoma	L, 26-52	4	3	19	3	2	1	0	0	0	1	0	0	0	
09/17	Miami (OH)	W 45-20	4	4	24	3	2	1	1	0	0	0	0	0	0	
09/27	at Akron	W, 17-15	2	1	7	1	0	1	0	0	1	0	0	0	0	
10/03	at Marshall	W, 33-10	5	4	24	3	1	2	1	0	0	0	1	0	0	
*10/11	Rutgers	W, 13-10	2	2	10	1	1	0	1	0	0	0	0	0	0	
*10/25	at Connecticut	L, 16-40	2	2	6	0	0	0	2	0	0	0	0	0	0	
*10/30	USF	W, 24-10	5	4	24	3	1	2	1	0	0	1	0	0	0	
*11/08	at West Virginia	W, 26-23	4	3	13	1	1	0	2	1	0	0	0	0	0	
*11/14	at Louisville	W, 28-20	4	3	21	3	2	1	0	1	0	0	0	0	0	
*11/22	Pittsburgh	W, 28-21	3	3	21	3	1	2	0	0	0	0	0	0	0	
*11/29	Syracuse	W, 30-10	5	5	27	3	1	2	2	0	0	0	0	0	0	
12/06	at Hawai'i	W, 29-24	2	1	7	1	0	1	0	0	0	0	0	1	0	
TOTALS			47	40	236	30	14	16	10	2	1	2	1	1	0	
40 OF 47 (85.1%)																

OPPONENTS

			Times	Times	Total	Rush			Pass	FGs	---- Failed to score inside RZ ----					
Date	Opponent	Score	In RZ	Scored	Pts	TDs	TDs	TDs	Made	FGA	Downs	Int	Fumb	Half	Game	
08/28	Eastern Kentucky	W, 40-7	1	0	0	0	0	0	0	0	0	1	0	0	0	
09/06	at Oklahoma	L, 26-52	6	6	38	5	2	3	1	0	0	0	0	0	0	
09/17	Miami (OH)	W, 45-20	2	2	10	1	0	1	1	0	0	0	0	0	0	
09/27	at Akron	W, 17-15	4	3	15	2	1	1	1	0	1	0	0	0	0	
10/03	at Marshall	W, 33-10	0	0	0	0	0	0	0	0	0	0	0	0	0	
*10/11	Rutgers	W, 13-10	1	1	7	1	0	1	0	0	0	0	0	0	0	
*10/25	at Connecticut	L, 16-40	7	6	30	3	3	0	3	0	0	0	0	1	0	
*10/30	USF	W, 24-10	3	1	7	1	1	0	0	0	2	0	0	0	0	
*11/08	at West Virginia	W, 26-23	4	2	15	2	0	2	0	0	1	1	0	0	0	
*11/14	at Louisville	W, 28-20	5	4	20	2	1	1	2	1	0	0	0	0	0	
*11/22	Pittsburgh	W, 28-21	2	2	14	2	2	0	0	0	0	0	0	0	0	
*11/29	Syracuse	W, 30-10	2	2	10	1	0	1	1	0	0	0	0	0	0	
12/06	at Hawai'i	W, 29-24	4	4	24	3	1	2	1	0	0	0	0	0	0	
TOTALS			41	33	190	23	11	12	10	1	4	2	0	1	0	
33 OF 41 (80.5%)																

TIME OF POSSESSION

Date	Opponent	Score	Overall	1st Qtr	2nd Qtr	3rd Qtr	4th Qtr
Aug. 28	Eastern Kentucky	W, 40-7	34:05	09:19	05:40	12:32	06:34
Sept. 6	at No. 4/4 Oklahoma	L, 26-52	27:43	09:34	08:35	04:23	05:11
Sept. 20	Miami (OH)	W, 45-20	25:03	04:08	08:42	03:31	08:42
Sept. 27	at Akron	W, 17-15	28:16	05:56	08:49	05:50	07:41
Oct. 3	at Marshall	W, 33-10	31:29	08:24	04:44	07:10	11:11
Oct. 11	Rutgers	W, 13-10	28:14	07:50	08:34	05:27	06:23
Oct. 25	at Connecticut	L, 16-40	25:40	04:56	07:11	07:00	06:40
Oct. 30	No. 24/23 USF	W, 24-10	29:28	7:11	7:29	8:04	6:44
Nov. 8	at No. 20/23 West Virginia	W, 26-23	28:45	6:53	8:55	6:14	6:43
Nov. 14	at Louisville	W, 28-20	25:47	6:02	7:00	6:20	6:25
Nov. 22	Pittsburgh	W, 28-21	34:47	7:03	7:42	11:26	8:36
Nov. 29	Syracuse	W, 30-10	34:53	12:36	8:51	6:40	6:46
Dec. 6	at Hawai'i	W, 29-24	28:55	8:34	8:50	4:29	7:02
CINCINNATI		Total	383:12	98:26	101:02	89:06	94:38
		Avg.	29:28	7:34	7:46	6:51	7:16
OPPONENTS		Total	396:48	96:34	93:58	105:54	100:22
		Avg.	30:31	7:25	7:13	8:08	7:43

THIRD-DOWN CONVERSIONS BY YARDAGE

WHEN CINCINNATI HAS THE BALL ...

3rd down and ...	1	2	3	4	5	6	7	8	9	10	10+	Total	Pct.
Eastern Kentucky	2/2	0/1	1/1	—	—	—	—	1/5	—	1/1	0/2	5/12	.420
at No. 4/4 Oklahoma	—	1/1	2/3	0/1	—	0/1	1/2	—	0/1	0/4	1/3	5/16	.313
Miami (OH)	0/2	—	1/1	2/2	1/1	2/2	1/1	1/1	—	—	—	8/10	.800
at Akron	2/2	1/1	0/1	0/1	1/2	—	—	—	—	0/1	0/4	4/12	.333
at Marshall	0/1	2/2	1/2	—	—	—	0/1	1/2	—	0/1	0/4	4/13	.308
Rutgers	—	0/2	—	0/2	—	0/1	0/1	—	0/1	0/1	0/3	0/11	.000
at Connecticut	—	0/2	—	0/2	—	—	—	—	0/2	0/2	0/6	0/14	.000
No. 24/23 USF	0/1	—	—	—	2/2	0/1	—	—	1/1	2/3	0/2	5/10	.500
at No. 23/20 West Virginia	—	1/1	—	—	0/1	0/1	0/1	0/2	0/1	0/2	1/4	2/13	.154
at Louisville	1/2	—	2/3	0/2	1/1	—	0/1	1/1	1/1	0/1	0/3	6/15	.400
Pittsburgh	1/1	—	0/1	2/2	0/1	—	—	2/3	—	1/1	0/3	6/12	.500
Syracuse	3/3	1/2	—	1/1	—	2/3	—	—	—	1/2	0/4	8/15	.462
at Hawai'i	2/2	0/1	1/2	0/1	0/1	0/1	—	0/1	0/1	0/1	0/1	3/12	.250
Totals	11/16	6/13	8/14	5/14	5/9	4/10	2/7	6/15	2/8	5/20	1/39	56/165	.339
Pct.	.688	.462	.571	.357	.556	.400	.286	.400	.250	.263	.026	.339	

By Segment

	Conv.-Att.	Pct.
Third and 1-3 yards	25-43	.581
Third and 4-6	14-33	.424
Third and 7-9	10-30	.333
Third and 10+	6-59	.102

WHEN OPPONENT HAS THE BALL ...

3rd down and ...	1	2	3	4	5	6	7	8	9	10	10+	Total	Pct.
Eastern Kentucky	2/4	0/2	—	—	0/1	—	0/2	—	—	0/1	0/2	2/12	.167
at Oklahoma	—	0/1	2/2	—	2/2	0/1	0/2	0/3	1/1	1/1	—	6/13	.462
Miami (OH)	1/1	0/2	2/3	3/4	1/2	1/1	3/4	—	0/1	—	0/1	11/19	.579
at Akron	2/3	—	—	0/1	0/1	1/2	1/3	2/2	0/1	—	0/1	6/14	.429
at Marshall	—	1/2	—	1/1	1/2	1/2	0/1	0/1	—	0/1	1/6	5/16	.313
Rutgers	1/1	1/1	—	0/2	0/2	0/4	1/2	—	—	—	0/3	3/15	.200
at Connecticut	1/2	1/2	0/1	—	0/1	0/1	1/4	—	0/2	0/1	0/4	3/18	.167
USF	—	—	0/1	1/1	1/3	0/2	0/1	—	1/1	0/1	1/4	4/14	.286
at West Virginia	0/5	2/2	1/2	—	0/1	0/2	0/1	0/1	1/3	0/1	0/2	4/20	.200
at Louisville	0/1	1/2	1/3	0/1	—	0/3	—	1/1	1/1	0/2	0/2	4/16	.250
Pittsburgh	—	—	—	0/1	—	—	—	0/1	0/2	—	2/6	2/10	.200
Syracuse	2/2	—	1/2	0/1	0/2	—	0/3	—	0/1	—	0/3	3/14	.214
at Hawai'i	0/2	1/1	0/2	2/2	—	—	0/1	1/1	0/1	1/2	0/4	5/14	.357
Totals	9/21	7/15	7/16	7/14	5/17	3/18	5/24	4/10	4/14	2/10	3/38	55/187	.299
Pct.	.429	.466	.438	.500	.294	.167	.208	.400	.286	.200	.079	.299	

By Segment

	Conv.-Att.	Pct.
Third and 1-3 yards	23-52	.442
Third and 4-6	15-49	.386
Third and 7-9	13-48	.271
Third and 10+	5-48	.104

CONVERSIONS

3RD-DOWN CONVERSIONS

Date	Opponent	Score	Overall	1st Qtr	2nd Qtr	3rd Qtr	4th Qtr
08/28/08	Eastern Kentucky	W 40-7	5-12 41.7%	2-2 100.0%	0-1 0.0%	2-5 40.0%	1-4 25.0%
09/06/08	at Oklahoma	L 26-52	5-16 31.2%	0-4 0.0%	2-4 50.0%	0-3 0.0%	3-5 60.0%
09/17/08	Miami (OH)	W 45-20	8-10 80.0%	2-3 66.7%	2-2 100.0%	3-3 100.0%	1-2 50.0%
09/27/08	at Akron	W 17-15	4-12 33.3%	2-3 66.7%	0-4 0.0%	1-2 50.0%	1-3 33.3%
10/03/08	at Marshall	W 33-10	4-13 30.8%	1-5 20.0%	1-3 33.3%	0-2 0.0%	2-3 66.7%
10/11/08	Rutgers	W 13-10	0-11 0.0%	0-4 0.0%	0-2 0.0%	0-2 0.0%	0-3 0.0%
10/25/08	at Connecticut	L 16-40	0-14 0.0%	0-2 0.0%	0-6 0.0%	0-3 0.0%	0-3 0.0%
10/30/08	USF	W 24-10	5-10 50.0%	2-3 66.7%	2-2 100.0%	1-4 25.0%	0-1 0.0%
11/08/08	at West Virginia	W 26-23	2-13 15.4%	0-4 0.0%	1-2 50.0%	0-4 0.0%	1-3 33.3%
11/14/08	at Louisville	W 28-20	6-15 40.0%	1-3 33.3%	2-4 50.0%	1-3 33.3%	2-5 40.0%
11/22/08	Pittsburgh	W 28-21	6-12 50.0%	1-2 50.0%	4-5 80.0%	1-2 50.0%	0-3 0.0%
11/29/08	Syracuse	W 30-10	8-15 53.3%	4-4 100.0%	2-5 40.0%	1-3 33.3%	1-3 33.3%
12/06/08	at Hawai'i	W 29-24	3-12 25.0%	1-3 33.3%	2-4 50.0%	0-1 0.0%	0-4 0.0%
CINCINNATI			56-165 33.9%	16-42 38.1%	18-44 40.9%	10-37 27.0%	12-42 28.6%
OPPONENTS			58-195 29.7%	13-44 29.5%	12-45 26.7%	18-50 36.0%	15-55 27.3%

4TH-DOWN CONVERSIONS

Date	Opponent	Score	Overall	1st Qtr	2nd Qtr	3rd Qtr	4th Qtr
08/28/08	Eastern Kentucky	W 40-7	3-3 100.0%	0-0 0.0%	0-0 0.0%	3-3 100.0%	0-0 0.0%
09/06/08	at Oklahoma	L 26-52	3-5 60.0%	0-1 0.0%	2-2 100.0%	0-1 0.0%	1-1 100.0%
09/17/08	Miami (OH)	W 45-20	0-0 0.0%	0-0 0.0%	0-0 0.0%	0-0 0.0%	0-0 0.0%
09/27/08	at Akron	W 17-15	1-3 33.3%	0-0 0.0%	1-3 33.3%	0-0 0.0%	0-0 0.0%
10/03/08	at Marshall	W 33-10	0-0 0.0%	0-0 0.0%	0-0 0.0%	0-0 0.0%	0-0 0.0%
10/11/08	Rutgers	W 13-10	0-0 0.0%	0-0 0.0%	0-0 0.0%	0-0 0.0%	0-0 0.0%
10/25/08	at Connecticut	L 16-40	0-2 0.0%	0-0 0.0%	0-1 0.0%	0-0 0.0%	0-1 0.0%
10/30/08	USF	W 24-10	0-0 0.0%	0-0 0.0%	0-0 0.0%	0-0 0.0%	0-0 0.0%
11/08/08	at West Virginia	W 26-23	0-1 0.0%	0-0 0.0%	0-0 0.0%	0-0 0.0%	0-1 0.0%
11/14/08	at Louisville	W 28-20	0-2 0.0%	0-1 0.0%	0-0 0.0%	0-1 0.0%	0-0 0.0%
11/22/08	Pittsburgh	W 28-21	1-3 33.3%	1-1 100.0%	0-0 0.0%	0-0 0.0%	0-2 0.0%
11/29/08	Syracuse	W 30-10	0-0 0.0%	0-0 0.0%	0-0 0.0%	0-0 0.0%	0-0 0.0%
12/06/08	at Hawai'i	W 29-24	0-0 0.0%	0-0 0.0%	0-0 0.0%	0-0 0.0%	0-0 0.0%
CINCINNATI			8-19 42.1%	1-3 33.3%	3-6 50.0%	3-5 60.0%	1-5 20.0%
OPPONENTS			10-19 52.6%	2-2 100.0%	1-1 100.0%	2-3 66.7%	5-13 38.5%

SCORING DRIVES/PLAYS

Opponent	Plays	Yds.	TOP	Result	Qtr.	Scoring Play	Opponent	Plays	Yds.	TOP	Result	Qtr.	Scoring Play
Eastern Kentucky	12	72	5:06	TD	1	Gilyard 15-yard pass from Grutza	No. 20/19 Pittsburgh	9	77	4:35	TD	4	Ramsey 2-yard run
Eastern Kentucky	14	80	6:25	TD	1	Goodman 21-yard pass from Grutza							
Eastern Kentucky	3	34	1:16	TD	2	Goebel 1-yard run	Syracuse	14	88	7:34	TD	1	Goebel 10-yard run
Eastern Kentucky	1	47	0:09	TD	2	Gilyard 47-yard pass from Grutza	Syracuse	14	23	6:23	FG	2	Rogers 45-yard field goal
Eastern Kentucky	20	78	9:16	TD	3	Grutza 2-yard run	Syracuse	11	59	4:16	FG	2	Rogers 38-yard field goal
Eastern Kentucky	6	51	2:11	TD	3	Goodman 15-yard pass from Pike	Syracuse	5	40	2:19	TD	3	Alli 7-yard pass from Pike
							Syracuse	7	1	0:55	FG	3	Rogers 45-yard field goal
at No. 4/4 Oklahoma	10	82	4:16	TD	2	Grutza 1-yard run	Syracuse	2	26	0:40	TD	4	Ramsey 15-yard pass from Pike
at No. 4/4 Oklahoma	5	71	2:27	TD	2	Goodman 14-yard pass from Grutza							
at No. 4/4 Oklahoma	1	97	0:16	TD	3	Gilyard 97-yard kickoff return	at Hawai'i	10	55	5:11	FG	1	Rogers 53-yard field goal
at No. 4/4 Oklahoma	9	41	1:23	TD	4	Johnson 1-yard run	at Hawai'i	8	48	3:57	TD	2	Ferguson 1-yard pass from Pike
							at Hawai'i	1	20		TD	4	Underwood 20-yard INT return
Miami (OH)	4	7	1:52	FG	1	Rogers 38-yard field goal	at Hawai'i	4	0	0:16	FG	4	Rogers 44-yard field goal
Miami (OH)	6	62	2:16	TD	1	Goebel 5-yard run	at Hawai'i	1	69	0:14	TD	4	Gilyard 69-yard pass from Grutza
Miami (OH)	8	81	3:24	TD	2	Gilyard 30-yard pass from Pike							
Miami (OH)	11	77	5:03	TD	2	Goebel 20-yard run							
Miami (OH)	1	72	0:30	TD	3	Mickens 72-yard interception return							
Miami (OH)	10	75	3:31	TD	3	Guidugli 24-yard pass from Pike							
Miami (OH)	12	84	6:20	TD	4	Alli 8-yard pass from Pike							
at Akron	10	76	10:47	TD	1	Gilyard 14-yard pass from Pike							
at Akron	2	64	0:41	TD	3	Gilyard 67-yard pass from Pike							
at Akron	9	42	3:35	FG	4	Rogers 48-yard field goal							
at Marshall	4	48	1:33	TD	1	Goebel 21-yard run							
at Marshall	2	14	0:11	TD	2	Goodman 14-yard pass from Anderson							
at Marshall	8	89	2:48	TD	3	Goodman 7-yard pass from Anderson							
at Marshall	4	-2	1:23	FG	3	Rogers 40-yard field goal							
at Marshall	14	86	6:11	TD	3	Anderson 1-yard run							
Rutgers	8	56	3:32	FG	1	Rogers 19-yard field goal							
Rutgers	3	32	0:44	TD	2	Anderson 8-yard run							
Rutgers	10	44	3:50	FG	3	Rogers 50-yard field goal							
at Connecticut	4	3	0:46	FG	1	Rogers 29-yard field goal							
at Connecticut	6	78	2:29	TD	1	Gilyard 27-yard pass from Pike							
at Connecticut	4	8	0:43	FG	2	Rogers 54-yard field goal							
at Connecticut	8	58	4:17	FG	3	Rogers 22-yard field goal							
No. 24/23 USF	3	14	1:07	TD	1	Goebel 2-yard run							
No. 24/23 USF	7	49	3:22	FG	1	Rogers 32-yard field goal							
No. 24/23 USF	12	91	4:12	TD	2	Gilyard 26-yard pass from Pike							
No. 24/23 USF	9	61	3:51	TD	4	Barwin 1-yard pass from Pike							
at No. 20/23 West Virginia	1	100	0:06	TD	1	Gilyard 100-yard kickoff return							
at No. 20/23 West Virginia	4	5	0:50	FG	1	Rogers 46-yard field goal							
at No. 20/23 West Virginia	7	20	2:45	FG	1	Rogers 31-yard field goal							
at No. 20/23 West Virginia	12	77	5:39	TD	2	Pike 4-yard run							
at No. 20/23 West Virginia	4	25	-	TD	OT	Alli 2-yard pass from Pike							
at Louisville	7	73	3:18	TD	1	Gilyard 48-yard pass from Pike							
at Louisville	9	64	3:34	TD	2	Ramsey 1-yard run							
at Louisville	2	32	0:40	TD	3	Goodman 23-yard pass from Pike							
at Louisville	5	72	1:51	TD	4	Goebel 6-yard run							
No. 20/19 Pittsburgh	16	99	7:54	TD	2	Barnett 20-yard pass from Pike							
No. 20/19 Pittsburgh	11	83	4:45	TD	2	Goodman 4-yard pass from Pike							
No. 20/19 Pittsburgh	6	62	2:33	TD	3	Gilyard 39-yard pass from Pike							

HIGHS/LOWS

Longest drive (time):

9:16 vs. Eastern Kentucky (20 plays, 78 yards, Grutza 2-yard run)

Shortest drive (time):

0:09 vs. Eastern Kentucky (1 play, 47 yards, Gilyard 47-yard pass from Grutza)

Longest drive (yards):

99 yards vs. No. 20/19 Pittsburgh (16 plays, 99 yards, Barnett 20-yard pass from Pike)

Shortest drive (yards):

-2 yards at Marshall (4 plays, 1:23, Rogers 40-yard field goal)

LONG PLAYS BY THE NUMBERS

Plays by Yards	No.	TD
100+	1	1
90-99	1	1
80-89	0	0
70-79	1	1
60-69	4	2
50-59	4	0
40-49	10	2
30-39	15	2
20-29	48	9

Plays by Type	No.	TD
Rushing	7	2
Passing	36	12
Punt returns	6	0
Kick returns	27	2
Interceptions	8	2
Fumble returns	0	0
Other	0	0
TOTAL	84	18

LONGEST PLAYS OF THE YEAR

Rushing Play

50	Johnson vs. Eastern Kentucky	Aug. 28
----	------------------------------	---------

Rushing Touchdown

21	Goebel at Marshall	Oct. 3
----	--------------------	--------

Passing Play

69 (TD)	Gilyard from Grutza, at Hawai'i	Dec. 6
---------	---------------------------------	--------

Passing Touchdown

69	Gilyard from Grutza, at Hawai'i	Dec. 6
----	---------------------------------	--------

Punt Return

40	Woods at Connecticut	Oct. 25
----	----------------------	---------

Kickoff Return

100 (TD)	Gilyard, at No. 20/23 West Virginia	Nov. 8
----------	-------------------------------------	--------

Punt

64	Huber, vs. Rutgers	Oct. 11
----	--------------------	---------

Field Goal

54	Rogers, at Connecticut	Oct. 25
----	------------------------	---------

Interception Return

72	Mickens, vs. Miami (OH)	Sept. 20
----	-------------------------	----------

OPPONENT LONG PLAYS

Plays by Yards	No.	TD
20-29	25	3
30-39	6	1
40-49	3	0
50-59	3	1
60+	1	1
Total	38	6

Plays by Type	No.	TD
Rushing	2	0
Passing	23	5
Punt Returns	1	0
Kickoff Returns	10	0
Interceptions	2	1
Fumble Returns	0	0
Total	38	6

20-YARD PLAYS

YARDS	TYPE	PLAYER(S)	OPP.	YARDS	TYPE	PLAYER(S)	OPP.
*100	KR	Gilyard	West Virginia	25	Pass	Goodman from Pike	West Virginia
				25	KR	Gilyard	Louisville
*97	KR	Gilyard	Oklahoma	*24	Pass	Guidugli from Pike	Miami (OH)
				24	Pass	Goodman from Grutza	Louisville
*72	IR	Mickens	Miami (OH)	24	Pass	Woods from Anderson	Rutgers
				24	KR	Gilyard	Rutgers
*69	Pass	Gilyard from Grutza	Hawai'i	24	Pass	Alli from Anderson	Rutgers
*67	Pass	Gilyard from Pike	Akron	24	Pass	Goodman from Pike	USF
66	Pass	Goebel from Pike	West Virginia	24	Pass	Barnett from Grutza	Eastern Kentucky
63	KR	Gilyard	Oklahoma	24	KR	Gilyard	Connecticut
				23	KR	Woods	Eastern Kentucky
58	IR	Mickens	USF	23	PR	D. Smith	Rutgers
57	Pass	Gilyard from Grutza	Oklahoma	23	KR	Gilyard	Syracuse
51	KR	Gilyard	Oklahoma	23	KR	Goebel	USF
50	Rush	Johnson	Eastern Kentucky	*23	Pass	Goodman from Pike	Louisville
				23	KR	Gilyard	USF
49	Pass	Goodman from Pike	Miami (OH)	23	Pass	Alli from Pike	Eastern Kentucky
48	Pass	Gilyard from Pike	USF	22	KR	Gilyard	Akron
*48	Pass	Gilyard from Pike	Louisville	22	Pass	Gilyard from Grutza	Oklahoma
*47	Pass	Gilyard from Grutza	Eastern Kentucky	22	KR	Goebel	Akron
45	IR	Underwood	Pittsburgh	22	Rush	Goebel	USF
43	KR	Goebel	Miami (OH)	22	KR	Gilyard	Rutgers
41	Pass	Goebel from Anderson	Connecticut	21	Pass	Goodman from Anderson	Connecticut
41	KR	Goebel	Hawai'i	*21	Pass	Goodman Grutza	Eastern Kentucky
41	KR	Goebel	Hawai'i	*21	Rush	Goebel	Marshall
40	PR	Woods	Connecticut	21	Pass	Barnett from Pike Tony	Akron
				*20	Rush	Goebel	Miami (OH)
*39	Pass	Gilyard from Pike	Pittsburgh	*20	Pass	Barnett from Pike	Pittsburgh
39	IR	C. Smith	Syracuse	20	KR	Gilyard	Syracuse
38	PR	D. Smith	Syracuse	* Touchdown Scored On Play			
38	Rush	Pead	Hawai'i				
37	Rush	Goebel	Louisville				
36	KR	Gilyard	Connecticut				
36	Pass	Goodman from Grutza	Oklahoma				
33	IR	Tolbert	Marshall				
33	Pass	Guidugli from Pike	USF				
33	Pass	Goodman from Pike	Pittsburgh				
32	PR	D. Smith	Rutgers				
31	Pass	Goodman from Pike	Louisville				
30	KR	Gilyard	Louisville				
*30	Pass	Gilyard from Pike	Miami (OH)				
30	Pass	Goebel from Pike	USF				
29	IR	Webster	Marshall				
29	KR	Gilyard	Louisville				
29	Pass	Gilyard from Pike	Hawai'i				
28	IR	Mickens	Louisville				
27	KR	Gilyard	Pittsburgh				
*27	Pass	Gilyard from Pike	Connecticut				
27	Pass	Barnett from Anderson	Rutgers				
27	KR	Gilyard	Marshall				
26	Pass	Gilyard from Pike	Akron				
*26	Pass	Gilyard from Pike	USF				
26	KR	Gilyard	Eastern Kentucky				
26	Pass	Goodman from Grutza	Eastern Kentucky				
25	Rush	Ramsey	Rutgers				
25	KR	Gilyard	Louisville				
25	PR	Woods	Eastern Kentucky				

20-YARDS PLUS PLAYS BY PLAYER

PLAYER	NO.	TD	R	P	KR	PR	IR	FR	PLAYER	NO.	TD	R	P	KR	PR	IR	FR
GILYARD, Mardy	33	10	0	13	20	0	0	0	PEAD, Isaiah	2	0	1	0	1	0	0	0
GOEBEL, John	12	2	4	3	5	0	0	0	ALLI, Kazeem	2	0	0	2	0	0	0	0
GOODMAN, D.	11	2	0	11	0	0	0	0	TOLBERT, Cedric	1	0	0	0	0	0	1	0
WOODS, D.J.	5	0	0	1	1	3	0	0	WEBSTER, Aaron	1	0	0	0	0	0	1	0
BARNETT, Marcus	4	1	0	4	0	0	0	0	JOHNSON, Scott	1	0	1	0	0	0	0	0
MICKENS, Mike	3	1	0	0	0	0	3	0	RAMSEY, Jacob	1	0	1	0	0	0	0	0
SMITH, DeAngelo	3	0	0	0	0	3	0	0	SMITH, Corey	1	0	0	0	0	0	1	0
GUIDUGLI, Ben	2	1	0	2	0	0	0	0	TOTAL	84	18	7	36	27	6	8	0
UNDERWOOD, B.	2	1	0	0	0	0	2	0									

GAME 1 • Aug. 28, 2008 • Nippert Stadium • Cincinnati, Ohio • Att.: 26,913

	Eastern Kentucky	7
	Cincinnati	40

CINCINNATI (AP) - Dustin Grutza made Cincinnati's quarterback transition go smoothly, throwing for three touchdowns and running for another in a 40-7 victory over Eastern Kentucky that eased the Bearcats' biggest concern, at least for now.

Grutza set a career high with his three touchdown passes in the first half, helping Cincinnati (1-0) get off to a fast start.

The senior threw touchdown passes 15 and 47 yards to Mardy Gilyard, who had never caught more than one in a game. The last one came off the same type of play that Mauk ran so well last year, a play-action rollout that let Gilyard get behind the coverage.

Eastern Kentucky (0-1), the defending Ohio Valley Conference champs, had trouble against a defense that was one of the nation's best last season. The Bearcats were missing tackle Terrill Byrd, suspended for the opener for a violation of team rules.

Allan Holland, the OVC's offensive player of the year last season, was 12-of-17 for 141 yards, including a 61-yard touchdown pass to Cody Watts after the Colonels trailed 40-0. Sophomore running back Aaron Bradley hurt his right knee in the first half and didn't return.

Grutza was the starting quarterback in 2006, but lost his job late that season and never got it back. He led the Bearcats to touchdowns on their first three drives. He left the game after directing a 20-play drive that culminated in his 2-yard touchdown run, making it 33-0 late in the third quarter. Grutza was 21-of-28 for a career-high 296 yards.

The game drew 26,913 fans to a 35,000-seat stadium. The Bearcats drew 20,223 for their opener last season, a 59-3 win over Southeast Missouri State.

There was a momentary fright when the Bearcat mascot parachuted into the stadium before the kickoff. The parachute got tangled in the wire that holds up the net behind the goal post, leaving the costumed man dangling. The parachute slid loose after a few seconds, and the mascot landed feet-first, fell to his back and jumped up.

GAME 1 - SCORE BY QUARTERS	1	2	3	4		F
Eastern Kentucky	0	0	7	0	-	7
Cincinnati	6	20	14	0	-	40

SCORING SUMMARY

FIRST QUARTER

06:53 UC Gilyard, 15-yard pass from Grutza (Rogers kick blocked) 12-72; 5:06

SECOND QUARTER

12:48 UC Goodman, 21-yard pass from Grutza (Rogers kick failed) 14-80; 6:25

08:57 UC Goebel, 1-yard run (Yingling kick) 3-34; 1:16

01:49 UC Gilyard, 47-yard pass from Grutza (Yingling kick) 1-47; 0:09

THIRD QUARTER

05:37 UC Grutza, 2-yard run (Yingling kick) 20-78; 9:16

01:38 UC Goodman, 15-yard pass from Pike (Yingling kick) 6-51; 2:11

00:58 ECU Watts, 60-yard pass from Holland (Long kick) 2-80; 0:40

TEAM STATISTICS	EKU	UC
FIRST DOWNS	8	28
YARDS RUSHING	48	209
YARDS PASSING	147	348
Comp-Att-Int	13-18-1	26-35-0
TOTAL YARDS	195	557
Fumbles: No-Lost	1-1	2-1
Penalties: No-Yards	3-25	11-106
Punts-Avg	8-43.4	4-45.8
Punt Ret: No-Yds-TD	1-0-0	4-46-0
KO Ret: No-Yds-TD	4-101-0	2-49-0
INT: No-Yds-TD	0-0-0	1-12-0
Fum. Ret: No-Yds-TD	0-0-0	0-0-0
Third-Down	2-12	5-12
Possession Time	25:55	34:05
Sacks By: No-Yds	3-20	2-26
Field Goals	0-1	0-0

RUSHING: UC - S. Johnson, 9-79; Goebel, 9-62; Ramsey, 9-34; Grutza, 10-33; Waugh, 2-11; Barnett, 2-5; Pike 3-(-15). ECU - Walker, 9-39; Banjoman, 3-13; Watts, 1-9; Turner, 6-4; Bradley, 5-3, Holland, 4-(-20).

PASSING: UC - Grutza, 21-28-0-296; Pike, 5-7-0-52. ECU - Holland, 12-17-1-141; Hoskins, 1-1-0-6.

RECEIVING: UC - Goodman, 10-144; Gilyard, 6-101; Barnett, 4-44; Goebel, 3-30; Alli, 1-23; Waugh, 1-8; Woods, 1-(-2). ECU - Sizemore, 6-38; Wtts, 3-97; Bradley, 2-(-5); Cromer, 1-9; Davis, 1-8.

GAME 2 • Sept. 6, 2008 • Memorial Stadium • Norman, Okla. • Att.: 84,476

	Cincinnati	26
	No. 4/4 Oklahoma	52

NORMAN, Okla. (AP) - Sam Bradford overcame two interceptions and threw for a career-best 395 yards and five touchdowns and No. 4 Oklahoma beat Cincinnati 52-26.

Cincinnati's Mardy Gilyard returned a kickoff 97 yards for a touchdown to break one of the longest runback droughts in college football. The last score by the Bearcats (1-1) on a kickoff return came in 1995, and only two schools have gone longer than Cincinnati's 145 games without one. Gilyard finished with a school-record 365 all purpose yards, including 119 yards receiving on seven first-half catches.

Cincinnati's turnover-happy defense kept it close for a while, clamping down after allowing the Sooners to get off to a 14-0 start.

The Bearcats (1-1), who led the nation last season with 26 interceptions, got interceptions from Brad Jones and Ohio State transfer Brandon Underwood. Both led to touchdowns to get Cincinnati back within 21-13.

It was 28-20 after Gilyard's runback in the third quarter, but DeMarco Murray went untouched on an 11-yard touchdown run and then a Cincinnati fake punt failed and led to an OU touchdown a play later.

The Bearcats lost quarterback Dustin Grutza two drives later to an apparent leg injury. He was wheeled off in a cart after being sacked by three Oklahoma players. Grutza went 19-for-29 for 218 yards, throwing for one touchdown and running for another on a 1-yard sneak.

GAME 1 - SCORE BY QUARTERS

	1	2	3	4		F
Cincinnati	0	13	7	6	-	26
No. 4/4 Oklahoma	14	7	21	10	-	52

SCORING SUMMARY

FIRST QUARTER

13:18 OU Broyles, 27-yard pass from Bradford (Stevens kick) 7-88; 1:42

08:26 OU Greshman, 10-yard pass from Bradford (Stevens kick) 8-62; 2:26

SECOND QUARTER

12:43 UC Grutza, 1-yard run (Yingling kick) 10-82; 4:16

10:50 OU Brown, 1-yard run (Stevens kick) 6-76; 1:42

02:16 UC Goodman, 14-yard pass from Grutza (Yingling kick failed) 5-71; 2:27

THIRD QUARTER

09:29 OU Iglesias, 16-yard pass from Bradford (Stevens kick) 9-69; 3:44

09:13 UC Gilyard, 97-yard kickoff return (Yingling kick) 1-97; 0:16

05:00 OU Murray, 11-yard run (Stevens kick) 11-78; 4:06

03:30 OU Greshman, 22-yard pass from Bradford (Stevens kick) 1-22; 0:06

FOURTH QUARTER

14:28 OU Stevens, 36-yard field goal 9-46; 3:06

04:10 OU Clapp, 2-yard pass from Bradford (Stevens kick) 13-63; 7:03

00:00 UC Johnson, 1-yard run (Pike pass failed) 9-41; 1:23

TEAM STATISTICS	UC	OU
FIRST DOWNS	19	30
YARDS RUSHING	87	197
YARDS PASSING	239	395
Comp-Att-Int	22-42-2	29-38-2
TOTAL YARDS	326	592
Fumbles: No-Lost	1-0	3-0
Penalties: No-Yards	8-64	8-92
Punts-Avg	6-286	3-125
Punt Ret: No-Yds-TD	0-0-0	1-17-0
KO Ret: No-Yds-TD	7-265-1	4-96-0
INT: No-Yds-TD	2-(-5)-0	2-8-0
Fum. Ret: No-Yds-TD	0-0-0	0-0-0
Third-Down	5-16	6-13
Possession Time	27:43	32:17
Sacks By: No-Yds	0-0	3-25
Field Goals	0-0	1-1

RUSHING: UC - Goebel, 8-27; Ramsey, 8-27; Pike, 3-21; Grutza, 9-11; S. Johnson, 1-1. OU - Murray, 15-88; C. Brown, 15-71; Madu, 11-35; Bradford, 3-3.

PASSING: UC - Grutza, 19-29-1-218; Pike, 3-11-1-21; Barnett, 0-1-0-0; Huber, 0-1-0-0. OU - Bradford, 29-38-2-395.

RECEIVING: UC - Gilyard, 7-119; Goodman, 6-60; Goebel, 2-10; Ramsey, 2-9; Woods, 1-13; Robinson, 1-12; Alli, 1-8; Howard, 1-7; S. Johnson, 1-1. OU - Broyles, 7-141; Greshman, 7-93; M. Johnson, 5-24; Iglesias, 3-67; Clapp, 2-13; Murray, 2-13; C. Brown, 1-16; Chaney, 1-16; Madu, 1-12.

GAME 3 • Sept. 20, 2008 • Nippert Stadium • Cincinnati, Ohio • Att.: 31,629

	Miami (OH)	20
	Cincinnati	45

CINCINNATI (AP) - Junior quarterback Tony Pike, making his first career start for the Bearcats, was 20-of-24 passing for 241 yards and three touchdowns in a 45-20 victory over Miami University Saturday in the 113th meeting between the two schools.

It was UC's third-straight win over the RedHawks in the nation's longest non-conference rivalry. The first meeting, on Dec. 8, 1888, was the first collegiate football game played in Ohio.

John Goebel returned the opening kickoff 43 yards, helping set up a 38-yard field goal by Jake Rogers to put Cincinnati ahead 3-0. It was the Bearcats' first field goal attempt this season.

Goebel later scored on a five-yard run to give the Bearcats a 10-0 lead.

Pike tossed a 30-yard TD pass to Mardy Gilyard, whose diving reception put Cincinnati ahead 17-3. Gilyard had six receptions for 69 yards and a touchdown.

The RedHawks drew closer when junior QB Daniel Raudabaugh threw a 10-yard touchdown pass to Armand Robinson to make the score 17-10. Raudabaugh was 28-of-42 for 235 yards and two TDs.

Goebel's 20-yard TD run gave UC a 24-10 lead with 1:14 remaining in the first half.

After Raudabaugh's second TD pass made the score 24-20, DeAndre Gilmore recovered an onside kick at the Cincinnati 46-yard line.

Mike Mickens intercepted a Raudabaugh pass and returned it 72 yards for a touchdown, putting the Bearcats ahead 31-20. It was Mickens' third career interception return for a TD.

Pike's 24-yard touchdown pass to Ben Guidugli made the score 38-20 in the third quarter. Pike closed out the game with an 8-yard strike to Kazeem Alli, the first TD catch of Alli's career.

GAME 3 • SCORE BY QUARTERS	1	2	3	4	F
Miami (OH)	0	13	7	0	20
Cincinnati	10	14	14	7	45

SCORING SUMMARY

FIRST QUARTER

13:08	UC	Rogers, 38-yard field goal	4-7; 1:52
08:43	UC	Goebel, 5-yard run (Rogers kick)	6-62; 2:16

SECOND QUARTER

14:57	MU	Parseghian, 19-yard field goal	17-75; 8:40
11:27	UC	Gilyard, 30-yard pass from Pike (Rogers kick)	8-81; 3:24
06:26	MU	Robinson, 10-yard pass from Raudabaugh (Parseghian kick)	10-71; 4:56
01:14	UC	Goebel, 20-yard run (Rogers kick)	11-77; 5:03
00:00	MU	Parseghian, 41-yard field goal	9-48; 1:08

THIRD QUARTER

10:10	MU	Givens, 34-yard pass from Raudabaugh (Parseghian kick)	9-79; 4:45
07:29	UC	Mickens, 72-yard interception return (Rogers kick)	
00:26	UC	Guidugli, 24-yard pass from Pike (Rogers kick)	10-75; 3:31

FOURTH QUARTER

02:32	UC	Alli, 8-yard pass from Pike (Rogers kick)	12-84; 6:20
-------	----	---	-------------

TEAM STATISTICS	MU	UC
FIRST DOWNS	22	20
YARDS RUSHING	66	152
YARDS PASSING	235	241
Comp-Att-Int	28-44-1	20-24-0
TOTAL YARDS	301	393
Fumbles: No-Lost	1-0	3-2
Penalties: No-Yards	5-36	6-70
Punts-Avg	4-196	0-0
Punt Ret: No-Yds-TD	0-0-0	3-24-0
KO Ret: No-Yds-TD	7-128-0	4-76-0
INT: No-Yds-TD	0-0-0	1-72-1
Fum. Ret: No-Yds-TD	0-0-0	0-0-0
Third-Down	11-19	8-10
Possession Time	34:57	25:03
Sacks By: No-Yds	0-0	1-9
Field Goals	2-2	1-1

RUSHING: UC - Goebel, 13-63; Ramsey, 12-57; Pike, 5-33; S.Johnson, 1-(-1). MU - Merriweather, 17-50; Bratton, 7-11; Rodriguez, 1-3; Raudabaugh, 4-2; Rogers, 1-0.

PASSING: UC - Pike 20-24-0-241. MU - Raudabaugh, 28-42-1-235; Belton, 0-2-0-0.

RECEIVING: UC - Goodman, 6-94; Gilyard, 6-69; Guidugli, 3-52; Barnett, 2-2; Binns, 1-10; Alli, 1-8; Goebel, 1-6. MU - Bratton, 9-54; Harris, 4-20; Givens, 3-52; Woods, 3-31; A.Robinson, 3-23; Crabtree, 2-20; Rogers, 2-17; O'Connell, 1-11; Merriweather, 1-7.

GAME 4 • Sept. 27, 2008 • The Rubber Bowl • Akron, Ohio • Att.: 16,927

	Cincinnati	17
	Akron	15

AKRON, Ohio - Jake Rogers kicked a season-long 48-yard field goal with 7:45 left in the game to help lead the University of Cincinnati to a 17-15 comeback win over Akron, Saturday in the Rubber Bowl.

The Bearcats (3-1), who trailed 9-7 at the half, drove 42 yards in nine plays to set up Rogers' field goal, and Brad Jones intercepted Chris Jacquemain's pass at Akron's 44 with 1:31 remaining to seal the win.

Rogers' field goal, only the second of the season for the Bearcats, was set up by a seven-yard third-down scamper by redshirt freshman quarterback Zach Collaros who was subbing for an injured Tony Pike. Collaros finished the contest with one completion and 18 yards rushing.

Pike injured his non-throwing arm in the fourth quarter and did not return. He was 23-of-34 for a career-high 320 yards and two touchdowns. He's the first UC quarterback to go over the 300-yard mark in 2008.

Mardy Gilyard caught seven passes for a career-high 146 yards and two touchdowns. Included in that total was a third-quarter, 67-yard strike from Pike to Gilyard that gave UC a 14-9 lead with 41 seconds left in the third quarter. The 67-yard pass was a career long for Pike.

Gilyard has scored at least one touchdown in each of UC's games this season and surpassed his 2007 total with six touchdowns in 2008.

UA's Dennis Kennedy scored on a one-yard touchdown run with 14:13 left in the game to put Akron up 15-14. The five-play, 24-yard drive was set up by a fumble by Gilyard on the UC 24-yard line. Jacquemain connected on 26 of 40 passes for 254 yards, and Deryn Bowser caught 10 for 72 yards.

The Bearcats' defense recorded a season-high three sacks. Lamonte Nelms, Adam Hoppel, and Curtis Young all recorded their first sacks of the season. Defensive back Mike Mickens had a career-high 14 tackles, including 12 solo stops. He also added three pass break ups and a tackle for a loss.

GAME 4 • SCORE BY QUARTERS	1	2	3	4	F
Cincinnati	7	0	7	3	17
Akron	3	6	0	6	15

SCORING SUMMARY

FIRST QUARTER

10:47	UC	Gilyard, 14-yard pass from Pike (Rogers kick)	10-76; 4:13
04:02	UA	Iveljic 26-yard field goal	15-76; 6:38

SECOND QUARTER

00:09	UA	Bowser, 7-yard pass from Jacquemain (Iveljic kick blocked)	13-75; 2:12
-------	----	--	-------------

THIRD QUARTER

13:05	UC	Gilyard, 67-yard pass from Pike (Rogers kick)	2-64; 0:41
-------	----	---	------------

FOURTH QUARTER

14:13	UA	Kennedy, 1-yard run (Jacquemain rush failed)	5-24; 2:37
07:45	UC	Rogers 48-yard field goal	9-42; 3:35

TEAM STATISTICS	UC	UA
FIRST DOWNS	21	23
YARDS RUSHING	104	104
YARDS PASSING	322	254
Comp-Att-Int	24-38-0	26-42-1
TOTAL YARDS	426	358
Fumbles: No-Lost	2-2	2-0
Penalties: No-Yards	9-75	6-68
Punts-Avg	3-136	5-217
Punt Ret: No-Yds-TD	0-0-0	0-0-0
KO Ret: No-Yds-TD	3-61-0	3-59-0
INT: No-Yds-TD	1-0-0	0-0-0
Fum. Ret: No-Yds-TD	0-0-0	0-0-0
Third-Down	4-12	6-14
Possession Time	28:16	31:44
Sacks By: No-Yds	3-28	0-0
Field Goals	1-1	1-2

RUSHING: UC - Ramsey, 13-54; Goebel, 9-27; Collaros, 4-18; Pike, 2-6; Pead, 1-2; Team, 2-(minus 3). UA - Kennedy, 11-41; Johnson, 8-33; Tuzze, 4-21; Bruce, 3-7; Pride, 1-1; Jacquemain, 6-1.

PASSING: UC - Pike, 23-34-0-320; Collaros, 1-4-0-2. UA - Jacquemain 26-40-1-254.

RECEIVING: UC - Gilyard, 7-146; Goodman, 6-91; Barnett, 6-66; Ramsey, 2-4; Alli, 1-14; Woods 1-2; Goebel, 1-(minus 1). UA - Bowser, 10-72; Jones, 4-47; Bruce, 3-44; Owen, 2-25; Johnson, 2-22; D.Miller, 2-19; Poindexter, 1-14; Tuzze, 1-8; Kennedy, 1-3.

GAME 5 • Oct. 3, 2008 • Edwards Stadium • Huntington, W.Va. • Att.: 29,237

	Cincinnati	33
	Marshall	10

HUNTINGTON, W.Va. (AP) - Redshirt freshman Chazz Anderson threw two touchdown passes and ran for another score in his college debut to lead Cincinnati to a 33-10 victory over Marshall.

Anderson looked like a calm veteran at times, leading the Bearcats (4-1) on two long scoring drives in the second half to break open a close game. He finished 16-of-26 for 158 yards.

Marshall (3-3) has scored just one touchdown in its past two games. Redshirt freshman Mark Cann had his second straight poor outing. He went 17-of-36 for 178 yards, was intercepted three times and sacked three times.

Midway through the third quarter, Anderson drove Cincinnati 89 yards and found Dominick Goodman in the end zone for the second time, this one from 7 yards out for a 23-10 lead.

After Aaron Webster's interception on Marshall's next series led to Jake Rogers' 40-yard field goal, Anderson capped an 86-yard drive with a 1-yard run with 10:12 left in the game for the final margin.

Cincinnati outgained Marshall 122-119 in the first half but jumped ahead 16-3 with the help of Thundering Herd mistakes.

Cincinnati's Connor Barwin blocked a Kase Whitehead punt out of the end zone for a first-quarter safety. The Bearcats took over at the Marshall 48 after the ensuing free kick and needed just four plays to reach the end zone, with John Goebel scoring on a 21-yard run for a 9-0 lead.

Marshall advanced to the Cincinnati 37 in the second quarter, but Darius Marshall ran in circles and lost 14 yards, Cann was sacked and Whitehead shanked a 17-yard punt.

A penalty wiped out a 25-yard reception by Darius Passmore on Marshall's next possession. Two plays later, Cann's pass bounced off Cody Slate's shoulder and Cedric Tolbert returned the interception 35 yards to the Marshall 14. Anderson then found Goodman in the end zone for a 16-0 lead.

GAME 5 • SCORE BY QUARTERS	1	2	3	4	F
Cincinnati	2	14	10	7	— 33
Marshall	0	3	7	0	— 10

SCORING SUMMARY

FIRST QUARTER

01:02 UC Team Safety (Barwin blocked punt)

SECOND QUARTER

14:29 UC Goebel 21-yard run (Rogers kick) 4-48; 1:33

04:54 UC Goodman 14-yard pass from Anderson (Rogers kick) 2-14; 0:11

03:05 MU Ratanamorn 50-yard field goal 8-42; 2:49

THIRD QUARTER

13:52 MU Slate 57-yard pass from Cann (Ratanamorn kick) 4-66; 1:08

07:13 UC Goodman 7-yard pass from Anderson (Rogers kick) 8-89; 2:48

05:33 UC Rogers 40-yard field goal 4-(-2); 1:23

FOURTH QUARTER

10:12 UC Anderson 1-yard run (Rogers kick) 14-86; 6:11

TEAM STATISTICS	UC	MU
FIRST DOWNS	22	16
YARDS RUSHING	203	90
YARDS PASSING	158	178
Comp-Att-Int	16-26-1	17-37-3
TOTAL YARDS	361	268
Fumbles: No-Lost	2-1	1-0
Penalties: No-Yards	2-22	3-20
Punts-Avg	6-43.5	8-30.8
Punt Ret: No-Yds-TD	3-17-0	2-30-0
KO Ret: No-Yds-TD	4-72-0	6-113-0
INT: No-Yds-TD	3-62-0	1-10-0
Fum. Ret: No-Yds-TD	0-0-0	0-0-0
Third-Down	4-13	5-16
Possession Time	31:29	28:31
Sacks By: No-Yds	3-21	3-30
Field Goals	1-1	1-1

RUSHING: UC - Ramsey 17-99, Peard 11-59, Goebel 8-56, Barnett 1-13, Team 1-0, Anderson 8-(minus 24). MU - Small 7-62, Passmore 3-20, Marshall - 14-19, Edwards 3-14, Team 1-(minus 4), Cann 3-(minus 21).

PASSING: UC - Anderson 16-26-1-158. MU - Cann 17-36-3-178, Passmore 0-1-0-0.

RECEIVING: UC - Goodman 6-51, Guidugli 3-35, Gilyard 2-30, Barnett 2-11, Ramsey 1-15, Woods 1-13, Goebel 1-3. MU - Slate 7-96, Passmore 7-47, Milligan 1-19, Marshall 1-10, Edmonson 1-6.

GAME 6 • Oct. 11, 2008 • Nippert Stadium • Cincinnati, Ohio • Att.: 32,370

	Rutgers	10
	Cincinnati	13

CINCINNATI (AP) - Chazz Anderson ran eight yards for a touchdown on a quarterback draw, and Cincinnati overcame an afternoon of penalties and punts to beat Rutgers 13-10.

Anderson, making his second straight start after injuries wiped out Cincinnati's top quarterbacks, did just enough to help the Bearcats (5-1, 1-0) win their Big East opener.

The Scarlet Knights (1-5, 0-2) are off to their worst start since 2002, when they went 1-11.

Rutgers' touchdown came on a trick play early in the second half. Mike Teel handed off to running back Kordell Young, who ran toward the right sideline and threw a 17-yard pass to uncovered fullback Jack Corcoran.

Cincinnati had 12 penalties for 115 yards - three of them personal fouls - and went 0-for-11 on third downs, resulting in nine punts. With a chance to run out the clock, the Bearcats failed to move the ball and had to punt, giving Rutgers possession at its 12-yard line with 2:10 to go.

The Scarlet Knights let that final chance slip away when Kenny Britt dropped a pass on 4th-and-2 at the Rutgers 30-yard line.

The Bearcats were forced to use two redshirt freshmen at quarterback after senior Dustin Grutza and junior Tony Pike got hurt. Anderson edged out Zach Collaros for the job, and has led Cincinnati to a pair of wins. He went 21-of-29 for 239 yards against the Scarlet Knights.

Teel finished 19-of-35 for 175 yards. Young, who missed the last four games with a sore knee, ran 22 times for 78 yards.

Cincinnati's Jake Rogers and Rutgers' San San Te each made a 50-yard field goal in the third quarter, which ended with the Bearcats ahead 13-10. Two personal fouls on Cincinnati set up Te's kick.

GAME 6 • SCORE BY QUARTERS	1	2	3	4	F
Rutgers	0	0	10	0	— 10
Cincinnati	3	7	3	0	— 13

SCORING SUMMARY

FIRST QUARTER

01:06 UC Rogers 19-yard field goal 8-56; 3:32

SECOND QUARTER

10:10 UC Anderson 8-yard run (Rogers kick) 3-32; 0:44

THIRD QUARTER

10:36 RU Corcoran 17-yard pass from Young (Te kick) 8-90; 4:17

06:38 UC Rogers 50-yard field goal 10-44; 3:50

02:53 RU Te 50-yard field goal 8-43; 3:38

RUSHING: UC - Ramsey 14-85, Goebel 6-21, Gilyard 2-10, Team 2-(minus 7), Anderson 7-(minus 12). RU - Young 22-78, Brooks 3-6, T.Brown 1-(minus 2), Teel 3-(minus 20).

PASSING: UC - Anderson 21-29-0-239. RU - Teel 19-35-0-175, Young 1-1-0-17.

TEAM STATISTICS	RU	UC
FIRST DOWNS	15	15
YARDS RUSHING	62	97
YARDS PASSING	192	239
Comp-Att-Int	20-36-0	21-29-0
TOTAL YARDS	254	336
Fumbles: No-Lost	0-0	0-0
Penalties: No-Yards	2-62	12-115
Punts-Avg	10-46.6	9-41.8
Punt Ret: No-Yds-TD	2-5-0	5-70-0
KO Ret: No-Yds-TD	4-87-0	2-46-0
INT: No-Yds-TD	0-0-0	0-0-0
Fum. Ret: No-Yds-TD	0-0-0	0-0-0
Third-Down	3-15	0-11
Possession Time	31:46	28:14
Sacks By: No-Yds	4-28	3-20
Field Goals	1-1	2-2

RECEIVING: UC - Barnett 5-79, Woods 4-67, Gilyard 4-35, Goodman 4-21, Goebel 2-3, Alli 1-24, Guidugli 1-10. RU - Brock 7-51, Britt 4-51, T.Brown 3-37, Corcoran 2-22, Campbell 2-19, Young 1-9, Morales 1-3.

GAME 7 • Oct. 25, 2008 • Rentschler Field • East Hartford, Conn. • Att.: 40,000

	Cincinnati	16
	Connecticut	40

EAST HARTFORD, Conn. (AP) - Donald Brown ran for 150 yards and two touchdowns and Connecticut scored 20 fourth-quarter points to beat Cincinnati 40-16 on Saturday.

Redshirt freshman David Teggart, making his first career start, hit four field goals as the Huskies (6-2, 2-1 Big East) won their 11th consecutive home game.

Brown had just 80 yards late into the fourth quarter before a 54-yard run. He scored from 5 yards to make it 33-16, breaking open what had been a close game.

Robert McClain returned his second interception of the game 28 yards for a touchdown to close out the scoring.

Tony Pike and Chazz Anderson combined to throw for 259 yards for Cincinnati (5-2, 1-1). Pike started for the first time since breaking his left (non-throwing) arm against Akron on Sept. 27, but only made it through the first half.

He was 10-of-27 for 136 yards with a touchdown and an interception, but Anderson took over after intermission. He was 9-of-20 for 123 yards and two interceptions.

Cincinnati scored less than 2 minutes into the game, after Connor Barwin came up the middle to block his third punt of the season. That set up the first of three field goals from sophomore Jake Rogers, a 29-yarder. The Bearcats' kicker also hit a 54-yarder with the wind at his back just before the half to give the Bearcats a 13-10 lead. The kick was the third longest in Big East history, and the second longest for Rogers, who hit from 55 yards as a freshman against Oregon St.

GAME 7 • SCORE BY QUARTERS	1	2	3	4	F
Cincinnati	10	3	3	0	16
Connecticut	10	0	10	20	40

SCORING SUMMARY

FIRST QUARTER

13:13	UC	Rogers 29-yard field goal	4-3; 0:46
07:59	UConn	Teggart 26-yard field goal	10-57; 5:14
04:51	UConn	Brown 2-yard run (Teggart kick)	4-36; 1:49
02:22	UC	Gilyard 27-yard pass from Pike (Rogers kick)	6-78; 2:29

SECOND QUARTER

00:35	UC	Rogers 54-yard field goal	4-8; 0:43
-------	----	---------------------------	-----------

THIRD QUARTER

11:10	UConn	Todman 1-yard run (Teggart kick)	7-65; 2:26
06:53	UC	Rogers 22-yard field goal	8-58; 4:17
00:19	UConn	Teggart 47-yard field goal	9-44; 4:02

FOURTH QUARTER

14:25	UConn	Teggart 32-yard field goal	4-4; 0:46
05:47	UConn	Teggart 22-yard field goal	5-17; 2:24
01:55	UConn	Brown 5-yard run (Teggart kick)	5-74; 2:53
01:41	UConn	McClain 28-yard interception return (Teggart kick)	

TEAM STATISTICS	UC	UConn
FIRST DOWNS	16	15
YARDS RUSHING	30	153
YARDS PASSING	259	196
Comp-Att-Int	19-47-3	18-42-0
TOTAL YARDS	289	349
Fumbles: No-Lost	6-3	0-0
Penalties: No-Yards	5-38	8-73
Punts-Avg	7-45.7	10-35.5
Punt Ret: No-Yds-TD	8-53-0	3-50-0
KO Ret: No-Yds-TD	6-98-0	2-42-0
INT: No-Yds-TD	0-0-0	3-68-1
Fum. Ret: No-Yds-TD	0-0-0	0-0-0
Third-Down	4-13	5-16
Possession Time	25:47	34:13
Sacks By: No-Yds	1-7	4-36
Field Goals	3-3	4-4

RUSHING: UC - UC - Ramsey 5-38, Goebel 2-11, Barnett 1-(minus 2), Anderson 8-(minus 2), Pike 3-(minus 15). UConn - D.Brown 29-150, Todman 2-19, Endres 1-(minus 7), Team 4-(minus 9).

PASSING: UC - UC - Pike 10-27-1-136, Anderson 9-20-2-123. UConn - Endres 18-42-0-196.

RECEIVING: UC - Gilyard 7-87, Goodman 5-69, Goebel 3-68, Guidugli 1-12, Barnett 1-9, Pead 1-8, Alli 1-6. UConn - D.Brown 4-58, K.Moore 3-25, Gaulden 3-14, Smith 2-41, Hernandez 2-38, Bedard 2-12, Kanuch 1-13, Todman 1-(minus 5).

GAME 8 • Oct. 30, 2008 • Nippert Stadium • Cincinnati, Ohio • Att.: 31,175

	No. 24/23 USF	10
	Cincinnati	24

CINCINNATI (AP) - Not bad for a guy with a broken arm.

Playing with a soft cast protecting his surgically repaired left forearm, junior Tony Pike had one of his finest games Thursday night, throwing a pair of touchdown passes and steadying Cincinnati's offense in a 24-10 victory over No. 24 South Florida.

Pike was sharp in his second game back since he broke his non-passing arm, which is held together by a plate and six screws. A black wrap covered the removable cast that covers a 4-inch scar from the operation and softens the blows. He took several rattling hits and hung in there until the middle of the fourth quarter.

Cincinnati (6-2, 2-1 Big East) was back to normal with an experienced quarterback running the no-huddle, spread offense again. Facing one of the conference's toughest defenses, Pike was 20-of-28 for 281 yards and two touchdowns, including a 1-yard pass to Connor Barwin that put the Bearcats up 24-10 early in the fourth quarter.

On that play, Pike had to take a direct snap from center instead of working out of the shotgun. The force of the snap hurt his left hand, limiting him to one play the rest of the way. Zach Collaros took over for Pike in the fourth quarter and finished it off with running plays.

Junior Matt Grothe came into the game on a surge, throwing at least two touchdown passes in each of the last three games. He had only five interceptions all season, a sign of his dependability. But against the Bearcats, Grothe threw three—two of them deflected—against a defense that pressured him steadily.

Grothe's toughest play was a tackle, pulling down Mike Mickens after a 58-yard interception return. The senior cornerback's 13th career interception set a Cincinnati record and set up its first touchdown.

Grothe was 13-of-31 for 174 yards, but couldn't connect on his two most important throws. He misfired on a fourth-and-goal pass from the 5-yard line with 7:56 left, then had a fourth-down pass batted down in the end zone on the next possession, essentially ending it.

GAME 8 • SCORE BY QUARTERS	1	2	3	4	F
No. 24/23 USF	7	0	3	0	10
Cincinnati	10	7	0	7	24

SCORING SUMMARY

FIRST QUARTER

08:51	UC	Goebel 2-yard run (Rogers kick)	3-14; 1:07
07:10	USF	Plancher 1-yard run (Bonani kick)	4-82; 1:37
03:42	UC	Rogers 32-yard field goal	7-49; 3:22

SECOND QUARTER

09:17	UC	Gilyard 26-yard pass from Pike (Rogers kick)	12-91; 4:12
-------	----	--	-------------

THIRD QUARTER

09:23	USF	Bonani 49-yard field goal	6-26; 1:48
-------	-----	---------------------------	------------

FOURTH QUARTER

14:31	UC	Barwin 1-yard pass from Pike (Rogers kick)	9-61; 3:51
-------	----	--	------------

TEAM STATISTICS	USF	UC
FIRST DOWNS	19	23
YARDS RUSHING	182	115
YARDS PASSING	174	281
Comp-Att-Int	13-31-3	20-28-1
TOTAL YARDS	356	396
Fumbles: No-Lost	1-0	2-2
Penalties: No-Yards	8-40	6-36
Punts-Avg	4-36.2	4-43.0
Punt Ret: No-Yds-TD	3-17-0	0-0-0
KO Ret: No-Yds-TD	5-88-0	3-65-0
INT: No-Yds-TD	1-33-0	3-58-0
Fum. Ret: No-Yds-TD	0-0-0	0-0-0
Third-Down	4-14	5-10
Possession Time	30:32	29:28
Sacks By: No-Yds	2-15	2-12
Field Goals	1-1	1-1

RUSHING: UC - Goebel 17-78, Ramsey 15-43, Collaros 2-11, Team 1-(minus 2), Pike 2-(minus 15). USF - B.Williams 17-79, Grothe 8-54, Plancher 8-47, Kelly 4-11, Johnson 1-(minus 2), T.Wilson 1-(minus 7).

PASSING: UC - Pike 20-28-1-281. USF - Grothe 13-31-3-174.

RECEIVING: UC - Goodman 5-57, Gilyard 4-98, Goebel 3-43, Woods 3-30, Guidugli 2-38, Barnett 1-8, Ramsey 1-6, Barwin 1-1. USF - Mitchell 4-77, Hester 3-47, Johnson 2-23, Bogan 2-17, B.Williams 1-6, Kelly 1-4.

GAME 9 • Nov. 8, 2008 • Milan Puskar Stadium • Morgantown, W.Va. • Att.: 59,834

	Cincinnati	OT	26
	No. 20/23 West Virginia		23

MORGANTOWN, W.Va. (AP) - Tony Pike threw a 2-yard touchdown pass to Kazeem Alli in overtime to lift the Bearcats to a 26-23 win over No. 20 West Virginia on Saturday night.

West Virginia (6-3, 3-1) scored 13 points and recovered an onside kick in the final 1:11 to force overtime, including Pat McAfee's 52-yard field goal as time ran out. McAfee added a 27-yard field goal on West Virginia's overtime possession.

Cincinnati (7-2, 3-1) managed just three first downs after taking a 20-7 lead into halftime, but answered the field goal with a well-run drive and created a first-place logjam with West Virginia and No. 25 Pittsburgh.

Pike found Dominick Goodman on a 10-yard pass to start UC's overtime possession. A roughing-the-passer penalty on Sidney Glover on the next play moved the ball to the 7. After Jacob Ramsey ran for 5 yards, Pike faked a handoff and flipped to Alli, who was alone in the end zone.

The Bearcats held the West Virginia duo of quarterback Pat White and running back Noel Devine to 99 yards rushing combined, 90 below their average.

West Virginia turned the ball over on downs twice inside the Cincinnati 10-yard line in the fourth quarter but it was the Bearcats who seemed to self-destruct near the end.

Cincinnati punter Kevin Huber ran out of the back of the end zone with 1:11 left to give West Virginia its first points since midway through the first quarter.

Mardy Gilyard returned the opening kickoff 100 yards for a touchdown. Pike's 4-yard run capped a 77-yard drive and put Cincinnati ahead 20-7 late in the second quarter.

GAME 9 • SCORE BY QUARTERS	1	2	3	4	OT	F
Cincinnati	13	7	0	0	6	26
No. 20/23 West Virginia	7	0	0	13	3	23

SCORING SUMMARY

FIRST QUARTER

14:44	UC	Gilyard 100-yard kickoff return (Rogers kick)	
08:41	UC	Rogers 46-yard field goal	4-5; 0:50
05:46	WVU	Arnett, 19-yard pass from White (McAfee kick)	7-77; 2:48
00:26	UC	Rogers 31-yard field goal	

SECOND QUARTER

5:23	UC	Pike 4-yard run (Rogers kick)	12-77; 5:39
------	----	-------------------------------	-------------

FOURTH QUARTER

01:11	WVU	Team Safety	
00:19	WVU	Jalloh 3-yard pass from White (White rush)	7-62; 0:47
00:00	WVU	McAfee 52-yard field goal	

OVERTIME

WVU	McAfee 27-yard field goal
UC	Alli 2-yard pass from Pike


TEAM STATISTICS	UC	WVU
FIRST DOWNS	12	19
YARDS RUSHING	82	98
YARDS PASSING	178	219
Comp-Att-Int	16-30-0	20-38-1
TOTAL YARDS	260	317
Fumbles: No-Lost	0-0	1-1
Penalties: No-Yards	10-91	5-43
Punts-Avg	7-45.3	9-45.8
Punt Ret: No-Yds-TD	4-19-0	2-6-0
KO Ret: No-Yds-TD	2-117-1	6-127-0
INT: No-Yds-TD	1-2-0	0-0-0
Fum. Ret: No-Yds-TD	0-0-0	0-0-0
Third-Down	2-13	4-20
Possession Time	28:45	31:15
Sacks By: No-Yds	4-19	3-25
Field Goals	2-3	2-2

RUSHING: UC - Ramsey 18-83, Goebel 7-14, Team 1-(minus 6), Pike 7-(minus 9). WVU - Devine 19-58, P.White 20-41, Jalloh 1-2, Sanders 2-(minus 3).

PASSING: UC - Pike 16-30-0-178. WVU - P.White 20-38-1-219.

RECEIVING: UC - Goodman 6-81, Goebel 3-68, Alli 2-8, Barnett 2-(minus 1), Ramsey 1-12, Guidugli 1-7, Waugh 1-3. WVU - Devine 6-48, Sanders 5-52, Jalloh 4-54, Starks 2-32, Arnett 2-28, Lyons 1-5.

GAME 10 • Nov. 14, 2008 • Papa John's Cardinal Stadium • Louisville, Ky. • Att.: 37,822

	No. 22/22 Cincinnati	28
	Louisville	20

LOUISVILLE, Ky. (AP) - Seconds after the gun sounded to end No. 22 Cincinnati's soggy 28-20 win over Louisville on Friday, several Bearcats sprinted to the end zone and grabbed the Keg of Nails, the trophy that had tormented them for years.

This was one keg party coach Brian Kelly had no plans of interrupting. Besides, for the surging Bearcats the good times might just be starting.

The victory gives Cincinnati (8-2, 4-1) a half-game lead over idle West Virginia and No. 21 Pittsburgh in the conference title race. Cincinnati beat the Mountaineers last week and host the Panthers on Nov. 22.

Dominick Goodman caught nine passes for 134 yards and a touchdown for UC and John Goebel ran for 77 yards and a score as UC won the Keg of Nails for the first time since 2002.

Quarterback Tony Pike, who took over the starting job earlier this year when senior Dustin Grutza went down with a broken leg, completed 19 of 33 passes in soggy conditions before getting knocked out in the fourth quarter with a bruised sternum.

Enter Grutza, who hadn't played since breaking his right leg during a 52-26 loss to Oklahoma on Sept. 6. Walking onto the field in steady rain, Grutza quickly led the Bearcats on a five-play, 72-yard touchdown drive that gave the Bearcats a 28-20 lead with 6:29 to play.

The key play was a 24-yard pass to Goodman on third-and-5 that moved the ball to the Louisville 43. Goebel did the rest, zipping 37 yards up the left side on the next play before going in from the 6 for the score.

Goodman gave the Bearcats a 21-20 lead with 6:38 to play in the third quarter on a beautiful 23-yard touchdown grab, laying out parallel to the ground and holding onto the ball as he slid across the wet turf in the end zone. The score was the 21st receiving touchdown of Goodman's career, tying the school record held by Jim O'Brien.

GAME 10 • SCORE BY QUARTERS	1	2	3	4	F
No. 22/22 Cincinnati	7	7	7	7	28
Louisville	7	10	3	0	20

SCORING SUMMARY

FIRST QUARTER

11:42	UC	Gilyard 48-yard pass from Pike (Rogers kick)	7-73; 3:18
02:59	UofL	Bryant 2-yard pass from Cantwell (Payne kick)	11-28; 6:05

SECOND QUARTER

11:52	UofL	Payne 23-yard field goal	10-71; 3:57
04:46	UC	Ramsey 1-yard run (Rogers kick)	9-64; 3:34
01:47	UofL	Anderson 3-yard run (Payne kick)	6-75; 2:59

THIRD QUARTER

11:35	UofL	Payne 23-yard field goal	4-3; 0:50
06:38	UC	Goodman 23-yard pass from Pike (Rogers kick)	2-32; 0:40

FOURTH QUARTER

06:29	UC	Goebel 6-yard run (Rogers kick)	5-72; 1:51
-------	----	---------------------------------	------------


TEAM STATISTICS	UC	UofL
FIRST DOWNS	17	17
YARDS RUSHING	131	120
YARDS PASSING	274	204
Comp-Att-Int	20-36-1	19-35-1
TOTAL YARDS	405	324
Fumbles: No-Lost	3-1	3-1
Penalties: No-Yards	6-42	6-46
Punts-Avg	2-39.5	4-43.2
Punt Ret: No-Yds-TD	2-13-0	0-0-0
KO Ret: No-Yds-TD	5-118-0	3-45-0
INT: No-Yds-TD	1-28-0	1-0-0
Fum. Ret: No-Yds-TD	0-0-0	0-0-0
Third-Down	2-13	4-20
Possession Time	25:47	34:13
Sacks By: No-Yds	1-11	0-0
Field Goals	0-3	2-3

RUSHING: UC - Goebel 10-77, Ramsey 13-48, D.Jones 1-5, Grutza 1-3, Pike 3-2, Team 3-(minus 4). UofL - Anderson 13-60, Powell 11-39, Bolen 8-15, Beaumont 2-10, Cantwell 3-(minus 4).

PASSING: UC - Pike 19-33-1-250, Grutza 1-2-0-24, Team 0-1-0-0. UofL - Cantwell 19-35-1-204.

RECEIVING: UC - Goodman 9-134, Gilyard 5-73, Guidugli 3-42, Goebel 2-11, Alli 1-14. UofL - Beaumont 4-61, Guy 4-48, Chichester 3-33, Anderson 3-14, Pascaley 2-36, Nocht 1-7, Bolen 1-3, Bryant 1-2.

GAME 11 • Nov. 22, 2008 • Nippert Stadium • Cincinnati, Ohio • Att.: 35,098

	No. 20/19 Pittsburgh	21
	No. 19/20 Cincinnati	28

CINCINNATI (AP) - The quarterback with the broken arm led No. 19 Cincinnati to the threshold of its first Big East championship.

Tony Pike threw three touchdown passes, each to a different receiver, and the Bearcats took control of the conference by beating 20th-ranked Pittsburgh 28-21 on Saturday night, their first win in eight games against the Panthers.

He matched his career high for touchdown passes and ran Cincinnati's no-huddle, spread offense almost flawlessly against the conference's best road team. Pike completed a career-high 26 passes in 32 attempts for 309 yards, and ran several draw plays that exposed his arm to hits.

Bill Stull's 41-yard touchdown pass to Dorin Dickerson cut it to 28-21 with 1:22 to go, but Cincinnati recovered the onside kick and ran the clock down to 18 seconds before turning it over on downs at the 32-yard line. Fans then stormed the field prematurely - a defensive penalty extended the game by 4 seconds following a sack.

They started onto the field prematurely again while Pitt ran a multiple-lateral play, retreated to the sideline and then charged on again when Cincinnati recovered a loose ball to end it.

The Bearcats had a lot of things working for them in a game second-year coach Brian Kelly called the biggest in school history. They had their first capacity crowd in five games, their special red jerseys for the first time in five years, and a defense that has been impeccable in four straight wins over ranked teams.

Pike rolled away from the pressure and made accurate throws, including a 4-yard touchdown pass to Dominick Goodman at the back of the end zone that made it 14-7 just before halftime. It was Goodman's 22nd career touchdown catch, topping former NFL kicker and receiver Jim O'Brien's school record.

GAME 11 • SCORE BY QUARTERS	1	2	3	4	F
No. 20/19 Pittsburgh	7	0	0	14	— 21
No. 19/20 Cincinnati	0	14	7	7	— 28

SCORING SUMMARY

FIRST QUARTER

09:20 PITT McCoy 6-yard run (Lee kick) 10-69; 5:44

SECOND QUARTER

14:09 UC Barnett 20-yard pass from Pike (Rogers kick) 16-99; 7:54

03:33 UC Goodman 4-yard pass from Pike (Rogers kick) 11-83; 4:45

THIRD QUARTER

12:18 UC Gilyard 39-yard pass from Pike (Rogers kick) 6-62; 2:33

FOURTH QUARTER

14:16 UC Ramsey 2-yard run (Rogers kick) 9-77; 4:35

10:12 PITT McCoy 16-yard run (Lee kick) 8-64; 3:55

01:22 PITT Dickerson 41-yard pass from Stull (Lee kick) 5-72; 1:08


TEAM STATISTICS	PITT	UC
FIRST DOWNS	15	22
YARDS RUSHING	35	87
YARDS PASSING	229	309
Comp-Att-Int	18-29-1	26-32-0
TOTAL YARDS	264	396
Fumbles: No-Lost	2-1	3-1
Penalties: No-Yards	7-50	5-46
Punts-Avg	6-40.2	2-30.0
Punt Ret: No-Yds-TD	0-0-0	0-0-0
KO Ret: No-Yds-TD	5-105-0	3-66-0
INT: No-Yds-TD	0-0-0	1-45-0
Fum. Ret: No-Yds-TD	0-0-0	0-0-0
Third-Down	2-10	6-12
Possession Time	25:13	34:47
Sacks By: No-Yds	2-12	7-41
Field Goals	0-0	0-1

RUSHING: Pitt - McCoy 17-82, McGee 1-(minus 5), Stull 8-(minus 42). UC - Pike 9-33, Goebel 11-29, Ramsey 18-25.

PASSING: Pitt - Stull 18-28-1-229, Team 0-1-0-0. UC - Pike 26-32-0-309.

RECEIVING: Pitt - McCoy 6-45, McGee 3-36, Porter 3-34, Dickerson 1-41, Baldwin 1-22, Turner 1-21, Byham 1-12, Collins 1-12, Kinder 1-6. UC - Gilyard 8-110, Goodman 7-101, Barnett 3-43, Ramsey 3-19, Guidugli 2-8, Woods 1-13, Goebel 1-9, Alli 1-6.

GAME 12 • Nov. 29, 2008 • Nippert Stadium • Cincinnati, Ohio • Att.: 34,603

	Syracuse	10
	No. 16/16 Cincinnati	30

CINCINNATI (AP) - Defensive end Connor Barwin raised the gold-topped trophy above his head, then walked through hundreds of Cincinnati fans who got on their tiptoes and reached as high as they could, hoping to touch the keepsake with their fingertips.

There's never been a day quite like this in Cincinnati. The 16th-ranked Bearcats beat Syracuse 30-10 Saturday, then gathered in the end zone amid tightly-packed fans to hoist the trophy that represents their first Big East title during their fourth season in the league.

The Bearcats (10-2, 6-1) are headed to a BCS bowl for the first time in their history. UC tied the school record with their 10th win, the second straight season they've reached the mark.

Syracuse quarterback Cam Dantley finished 6-of-23 for 59 yards with an interception and three sacks. It wasn't all the quarterback's fault. Several times, wide-open receivers dropped well-thrown passes. Dantley

Tony Pike took advantage of a defense that gave a lot of cushion, conceding the short pass. Pike, playing with a plate and six screws in his broken left (non-passing) forearm, finished 28-of-44 for 272 yards. Penalties held the Bearcats back - 10 in all, for 107 yards.

The penalties forced Cincinnati to settle for three field goals by Jake Rogers, who had missed five in a row coming into the game. He connected from 45, 38 and 45 yards.

Senior quarterback Dustin Grutza broke his lower right leg in the second game, and Pike broke his arm in the fourth. A redshirt freshman got them through the next two games. With his forearm wrapped in a protective cast, Pike has started the past six games, getting better as he went along.

With the game in hand, Grutza came in for Cincinnati's final drive and handed off on every play.

GAME 12 • SCORE BY QUARTERS	1	2	3	4	F
Syracuse	0	3	0	7	— 10
No. 16/16 Cincinnati	7	6	10	7	— 30

SCORING SUMMARY

FIRST QUARTER

07:26 UC Goebel 10-yard run (Rogers kick) 14-88; 7:34

SECOND QUARTER

13:39 UC Rogers 45-yard field goal 14-23; 6:23

04:45 SU Shadle 33-yard field goal 8-73; 4:37

00:22 UC Rogers 38-yard field goal 11-59; 4:16

THIRD QUARTER

07:45 UC Alli 7-yard pass from Pike (Rogers kick) 5-40; 2:19

02:16 UC Rogers 45-yard field goal 7-1; 0:55

FOURTH QUARTER

11:22 UC Ramsey 15-yard pass from Pike (Rogers kick) 2-26; 0:40

06:06 SU Sheeran 6-yard pass from Dantley (Shadle kick) 12-74; 5:08


TEAM STATISTICS	SU	UC
FIRST DOWNS	8	25
YARDS RUSHING	152	140
YARDS PASSING	59	272
Comp-Att-Int	6-23-1	28-44-1
TOTAL YARDS	211	412
Fumbles: No-Lost	0-0	2-1
Penalties: No-Yards	5-45	10-107
Punts-Avg	7-27.1	3-100
Punt Ret: No-Yds-TD	0-0-0	4-59-0
KO Ret: No-Yds-TD	7-161-0	3-56-0
INT: No-Yds-TD	1-0-0	1-39-0
Fum. Ret: No-Yds-TD	1-1-0	0-0-0
Third-Down	3-14	8-15
Possession Time	25:07	34:53
Sacks By: No-Yds	4-23	3-17
Field Goals	1-1	3-3

RUSHING: SU - Brinkley 16-60, Fiammetta 1-58, A.Bailey 4-29, Dantley 6-5. UC - Goebel 10-67, Peard 8-49, Ramsey 4-26, Pike 9-(minus 2).

PASSING: SU - Dantley 6-23-1-59. UC - Pike 28-44-1-272.

RECEIVING: SU - Sales 2-16, Provo 1-27, Sheeran 1-6, Brinkley 1-5, Owen 1-5. UC - Gilyard 11-114, Goodman 8-74, Ramsey 2-24, Goebel 2-14, Alli 2-13, Woods 1-19, Guidugli 1-13, Barnett 1-1.

GAME 13 • Dec. 6, 2008 • Aloha Stadium • Honolulu, Hawai'i • Att.: 40,549

	No. 13/12 Cincinnati	29
	Hawai'i	24

HONOLULU (AP) - Mardy Gilyard caught a 69-yard touchdown pass with 4:42 to play and Cincinnati's defense stepped up as the 13th-ranked Bearcats rallied for 19 straight points in the wild final quarter to beat Hawai'i 29-24 on Saturday night.

Gilyard finished with seven catches for 136 yards for the BCS-bound Bearcats (11-2), who won their sixth straight game and a school-record 11th game of the season.

Down by two touchdowns with less than 13 minutes left, Cincinnati scored nearly at will against the Warriors (7-6) and took a 29-24 lead on Dustin Grutza's scoring pass to to Gilyard.

He took the swing pass, broke a tackle and sprinted for the score, stunning the UH crowd.

With Hawai'i playing conservatively and trying to protect a 14-point lead, Brandon Underwood sparked the Bearcats' late outburst, intercepting a tipped a pass by Hawai'i's Greg Alexander and returned it 20 yards for a score with 10:27 left.

Cincinnati then narrowed the lead to 24-20 on a 44-yard goal by Jake Rogers, who drilled a 53-yarder in the first quarter.

Hawai'i's Daniel Libre mishandled a handoff and was dropped in the end zone for a safety, by Corey Smith cutting Hawai'i's lead to two at 24-22 with 4:59 left.

Alexander was 28-of-40 for 275 yards for the Hawaii Bowl-bound Warriors. He completed a 16-yard TD pass to John Medeiros to give the Warriors a 24-10 lead with 12:36 left with chants of "Overrated! Overrated!" echoing throughout Aloha Stadium.

Hawai'i scored twice in the first 5:04 of the third quarter to take a 17-10 lead.

The game ended at about 10:15 p.m., or 3:15 a.m. Sunday in Ohio, and closed college football's regular season.

GAME 13 • SCORE BY QUARTERS	1	2	3	4	F
No. 13/12 Cincinnati	3	7	0	19	— 29
Hawai'i	0	3	14	7	— 24

SCORING SUMMARY

FIRST QUARTER

05:27 UC Rogers 53-yard field goal 10-55; 5:11

SECOND QUARTER

03:09 UC Ferguson 1-yard pass from Pike (Rogers kick) 8-48; 3:57

00:06 UH Kelly 28-yard field goal 12-85; 2:56

THIRD QUARTER

11:37 UH Farmer 1-yard run (Kelly kick) 6-75; 3:26

09:56 UH Lane 2-yard pass from Alexander (Kelly kick) 3-5; 1:32

FOURTH QUARTER

12:36 UH Medeiros 16-yard pass from Alexander (Kelly kick) 6-28; 2:44

10:27 UC Underwood 20-yard interception return (Rogers kick)

08:19 UC Rogers 44-yard field goal 4-0; 0:16

04:59 UC Corey Smith safety

04:42 UC Gilyard 69-yard pass from Grutza (Rogers kick) 1-69; 0:14

TEAM STATISTICS	UC	UH
FIRST DOWNS	18	16
YARDS RUSHING	139	45
YARDS PASSING	183	275
Comp-Att-Int	16-28-2	28-42-1
TOTAL YARDS	322	320
Fumbles: No-Lost	2-1	1-1
Penalties: No-Yards	6-58	11-109
Punts-Avg	4-202	7-294
Punt Ret: No-Yds-TD	1-20-0	3-3-0
KO Ret: No-Yds-TD	6-120-0	3-52-0
INT: No-Yds-TD	1-20-1	2-22-0
Fum. Ret: No-Yds-TD	0-0-0	1-11-0
Third-Down	3-12	5-14
Possession Time	28:55	31:05
Sacks By: No-Yds	5-31	2-10
Field Goals	2-3	1-1

RUSHING: UC - Peard 8-74, Goebel 14-49, Ramsey 2-11, Grutza 1-4, Pike 5-4, Team 3-(minus 3). UH - Libre 8-36, Farmer 2-6, Alexander 14-3.

PASSING: UC - Pike 13-21-2-108, Grutza 3-7-0-75. UH - Alexander 28-42-1-275.

RECEIVING: UC - Gilyard 7-136, Barnett 2-9, Howard 2-8, Woods 1-13, Guidugli 1-12, Peard 1-3, Ferguson 1-1, Goebel 1-1. UH - Washington 7-64, Libre 6-34, Bain 5-34, Lane 3-66, Farmer 3-10, Medeiros 2-36, Salas 2-31.

THE LAST TIME ...

SCORING:**A kickoff was returned for a touchdown:**

UC: Mardy Gilyard at West Virginia, 11/8/08, 100 yards
 OPP: Mike Jenkins, USF, 11/3/07, 100 yards

A punt was returned for a touchdown:

UC: Antwan Giddens at USF, 11/3/07, 0 yards (block)
 Tinker Keck vs. Louisville, 11/8/97, 44 yards & 78 yards
 OPP: Ryne Robinson, Miami (OH), 9/30/06, 80 yards
 Tiger Jones, Louisville, 11/27/04, 0 yards (block)

An interception was returned for a touchdown:

UC: Brandon Underwood, at Hawai'i, 12/06/08, 20 yards
 OPP: Robert McClain, UConn, 10/25/08, 28 yards

Two interceptions were returned for touchdowns:

UC: Shawn Ferguson at Memphis, 10/17/98, 83 & 40 yds
 OPP: C. Chenault and D. Johnson, Kentucky, 9/27/86

A fumble was recovered/returned for a touchdown:

UC: Angelo Craig, at Syracuse, 11/24/07 (16 yards)
 OPP: Craig Kobel, USF, 11/20/04 (0 yards)

A safety was recorded:

UC: at Hawai'i, 12/06/08, fumble in the end zone
 OPP: by West Virginia, 11/8/08, punter ran out of end zone

A two-point conversion was made:

UC: vs. West Virginia (Dominick Goodman pass from Nick Davila), 11/11/06
 OPP: by West Virginia (Pat White rush), 11/8/08

A defensive two-point conversion was made:

UC: Daven Holly vs. Miami (OH), 9/11/04
 OPP: David Williams, Houston, 11/14/98

An individual scored three touchdowns in a game:

UC: Marcus Barnett, at Syracuse (3 pass), 11/24/07
 OPP: Steve Slaton, West Virginia (4 rush), 11/9/05

LONG PLAYS:**A run went for 50 yards or more:**

UC: 50 by Scott Johnson vs. Eastern Kentucky, 08/28/08
 OPP: 58 by Tony Fiammetta, Syracuse, 11/29/08

A run went for 75 yards or more:

UC: 79 Richard Hall vs. Miami (OH), 9/11/04
 OPP: 80 by Eric Shelton, Louisville, 11/27/04

A pass was completed for 50 yards or more:

UC: 69 yards from Grutza to Gilyard, at Hawai'i, 12/06/08
 OPP: 50 yards from Alexander to Lane, Hawai'i, 12/06/08

A pass was completed for 75 yards or more:

UC: 76 yards from Barnett to Gilyard, at USF, 11/3/07
 OPP: 78 yards from Robinson to T. Smith, Syracuse, 11/24/07

RUSHING:**An individual rushed for 200 +yards in a game:**

UC: 238 yards by Richard Hall vs. Miami (OH), 9/11/04
 OPP: 234 yards by Leonard Henry, East Carolina, 11/10/01

An individual rushed 30 times in a game:

UC: 30 carries by Richard Hall vs. Army, 10/25/03
 OPP: 34 carries by Ray Rice, Rutgers, 10/6/07

An individual rushed 40 times in a game:

UC: 41 carries by DeMarco McCleskey vs. E. Carolina, 11/5/98
 OPP: 40 carries by Moe Williams, Kentucky, 11/11/95

Two teammates rushed for 100+ yards in a game:

UC: Eddington (138 yds.) & R. Hall (117) vs. ECU, 9/1/03
 OPP: White (155) & Slaton (103), West Virginia, 11/17/07

PASSING:**An individual passed for 300 +yards in a game:**

UC: 309 yards by Tony Pike, vs. Pittsburgh, 11/22/08
 OPP: 382 yards by Matt Grothe, USF, 11/3/07

An individual passed for 400+ yards in a game:

UC: 431 yards by Ben Mauk at Syracuse, 11/24/07
 OPP: 419 yards by Andrew Robinson, Syracuse, 11/24/07

An individual completed 30+ passes in a game:

UC: 30 by Ben Mauk vs. Southern Miss, 12/22/07
 OPP: 31 by Matt Grothe, USF, 11/3/07

An individual attempted 40 passes in a game:

UC: 42 by Ben Mauk at Syracuse, 11/24/07
 OPP: 42 by Cody Endres, UConn, 10/25/08

An individual attempted 50 passes in a game:

UC: 52 by Ben Mauk vs. Southern Miss, 12/22/07
 OPP: 54 by Matt Grothe, USF, 11/3/07

An individual threw three touchdown passes:

UC: 3 by Tony Pike, vs. Pittsburgh, 11/22/08
 OPP: 3 by Andrew Robinson, Syracuse, 11/24/07

An individual threw four touchdown passes:

UC: 4 by Ben Mauk vs. Southern Miss 12/22/07
 OPP: 4 by Josh Betts, Miami (OH), 9/11/04

An individual threw five touchdown passes:

UC: 5 by Gino Guidugli vs. Southern Miss, 11/6/04
 OPP: 5 by Jason McKinley, Houston, 11/14/98

An individual threw four interceptions in a game:

UC: 5 by Dustin Grutza vs. Miami (OH), 9/28/05
 OPP: 4 by Matt Grothe, USF, 11/3/07

RECEIVING:**An individual caught eight or more passes in a game:**

UC: 11 by Mardy Gilyard, vs. Syracuse, 11/29/08
 OPP: 9 by Mike Williams, Syracuse, 11/24/07

An individual caught 10 or more passes in a game:

UC: 11 by Mardy Gilyard, vs. Syracuse, 11/29/08
 OPP: 12 by Brian Robinson, Houston, 9/7/00

An individual had 100 yards receiving in a game:

UC: 136 by Mardy Gilyard, at Hawai'i, 12/06/08
 OPP: 160 Mike Williams, Syracuse, 11/24/07
 126 Taj Smith, Syracuse, 11/24/07

An individual had 200 yards receiving in a game:

UC: 210 by Marcus Barnett vs. West Virginia, 11/17/07
 OPP: 226 by Howard Twilley, Tulsa, 10/23/65

Two teammates had 100 yards receiving in a game:

UC: Gilyard and Goodman, vs. Pittsburgh, 11/22/08
 OPP: Mike Williams and Taj Smith, Syracuse, 11/24/07

TOTAL OFFENSE:**An individual had 300 yards of total offense:**

UC: 342 by Tony Pike, vs. Pittsburgh, 11/22/08
 OPP: 346 by Andrew Robinson, Syracuse, 11/24/07

An individual had 400 yards of total offense:

UC: 444 by Ben Mauk, at Syracuse, 11/24/07
 OPP: 457 by Matt Grothe, USF, 11/3/07

An individual had 200 all-purpose yards:

UC: 365 by Mardy Gilyard, at Oklahoma, 9/6/08
 OPP: 208 by Donald Brown, UConn, 10/25/08

KICKING:**An extra point kick was missed:**

UC: by Brandon Yingling, at Oklahoma, 9/6/08
 OPP: by Garrett Palmer, San Diego State, 9/29/07

An individual made three field goals:

UC: 3, by Jake Rogers, vs. Syracuse, 11/29/08
 OPP: 4, by Dave Teggart, UConn, 10/25/08

An individual made four field goals:

UC: 4 by Kevin Lovell at UConn, 11/25/06
 OPP: 4, by Dave Teggart, UConn, 10/25/08

A 50-yard field goal was made:

UC: 53 yards by Jake Rogers, at Hawai'i, 12/06/08
 OPP: 52 yards by Pat McAfee, at West Virginia, 11/8/08

An individual punted 10 times:

UC: 10 by Chet Ervin at West Virginia, 9/13/03
 OPP: 10 by Teddy Dellaganna, Rutgers, 10/11/08

A team did not punt in a game:

UC: Miami (Ohio), 9/17/08
 OPP: Syracuse, 10/10/98

An individual blocked a punt:

UC: by Connor Barwin, at UConn, 10/25/08
 OPP: by Andrew Taglianetti, Pittsburgh, 11/22/08

An individual blocked a field goal:

UC: by Adam Roberts at Syracuse, 9/18/04
 OPP: by Mick Williams, Pittsburgh, 11/22/08

A player intercepted two passes in a game:

UC: 3 by DeAngelo Smith, vs. Southern Miss, 12/22/07
 OPP: 2 by Robert McClain, UConn, 10/25/08

TEAM:**A team rushed for 200 yards in a game:**

UC: 203 at Marshall, 10/3/08
 OPP: 295 by West Virginia, 11/17/07

A team rushed for 300 yards in a game:

UC: 314 vs. SE Missouri State, 8/30/07
 OPP: 313 by West Virginia, 11/11/06

A team rushed for 400 yards in a game:

UC: 405 vs. Miami (OH), 9/28/96
 OPP: 455 by Iowa, 9/15/90

A team rushed for less than 100 yards in a game:

UC: 82 at West Virginia, 11/8/08
 OPP: 45, by Hawai'i, 12/06/08

A team rushed for less than 50 yards in a game:

UC: 42, at UConn, 10/25/08
 OPP: 45, by Hawai'i, 12/06/08

A team passed for more than 300 yards in a game:

UC: 309 vs. Pittsburgh, 11/22/08
 OPP: 395 by Oklahoma, 9/6/08

A team passed for more than 400 yards in a game:

UC: 431 at Syracuse, 11/24/07
 OPP: 419 by Syracuse, 11/24/07

A team passed for less than 100 yards in a game:

UC: 43 vs. Miami (OH), 9/30/06
 OPP: 59 by Syracuse, 11/29/08

A team had 400 yards of total offense:

UC: 412 vs. Syracuse, 11/29/08
 OPP: 413 by Syracuse, 11/24/07

A team had 500 yards of total offense:

UC: 557 vs. Eastern Kentucky, 08/28/08
 OPP: 592 by Oklahoma, 9/6/08

A team had 600 yards of total offense:

UC: 615 vs. S.E. Missouri State, 8/30/07
 OPP: 601 by Syracuse, 10/10/98

A team had less than 200 yards of total offense:

UC: 190 at Memphis, 11/11/00
 OPP: 195 by Eastern Kentucky, 08/28/08

CINCINNATI'S RECORD ...

	2008	2007	Under Kelly
When playing at home.....	6-0.....	4-2.....	10-2
When playing on road.....	5-2.....	5-1.....	10-3
At Neutral Sites.....	0-0.....	1-0.....	2-0
When playing on natural grass.....	0-2.....	3-1.....	3-3
When playing on artificial turf.....	11-0.....	7-2.....	19-2
When playing during the day.....	3-2.....	4-1.....	8-3
When playing at night.....	8-0.....	6-2.....	14-2
When scoring first.....	10-1.....	6-2.....	17-3
When opponent scores first.....	1-1.....	4-1.....	5-2
When leading after first quarter.....	9-0.....	8-2.....	18-2
When trailing after first quarter.....	1-1.....	1-0.....	2-1
When tied after first quarter.....	1-1.....	1-1.....	2-2
When leading at halftime.....	9-1.....	9-1.....	19-2
When trailing at halftime.....	2-1.....	1-1.....	3-2
When tied at halftime.....	0-0.....	0-1.....	0-1
When leading after three quarters.....	10-0.....	10-0.....	21-0
When trailing after three quarters.....	1-2.....	0-2.....	1-4
When tied after three quarters.....	0-0.....	0-1.....	0-1
In overtime.....	1-0.....	0-0.....	1-0
When Cincinnati has more rushing yards.....	7-0.....	8-1.....	16-1
When opponent has more rushing yards.....	3-2.....	2-2.....	5-4
When Cincinnati rushes for 200 or more yards.....	2-0.....	3-0.....	5-0
When Cincinnati rushes for 150 or more yards.....	2-0.....	4-0.....	6-0
When Cincinnati holds opponent to 100 rushing yards or less.....	6-0.....	8-1.....	14-1
When Cincinnati holds opponent to 150 rushing yards or less.....	7-0.....	8-1.....	15-1
When Cincinnati has more passing yards.....	8-1.....	5-2.....	13-3
When opponent has more passing yards.....	3-1.....	5-1.....	9-2
When Cincinnati passes for 300 or more yards.....	3-0.....	3-2.....	6-2
When Cincinnati passes for 200 or more yards.....	4-2.....	10-2.....	15-4
When Cincinnati holds opponent to 150 passing yards or less.....	2-0.....	1-1.....	3-1
When Cincinnati holds opponent to 100 passing yards or less.....	1-0.....	1-0.....	2-0
When Cincinnati has more total yards.....	10-0.....	7-1.....	17-1
When opponent has more total yards.....	1-1.....	3-2.....	5-3
When Cincinnati has more first downs.....	6-1.....	7-1.....	14-2
When opponent has more first downs.....	3-1.....	3-2.....	6-3
When first downs are equal.....	2-0.....	0-0.....	2-0
When Cincinnati forces more turnovers.....	2-0.....	8-0.....	11-0
In games decided by three points or less.....	3-0.....	1-0.....	4-0
In games decided by seven points or less.....	5-0.....	2-3.....	8-3
In black jerseys.....	5-0.....	5-2.....	11-2
In white jerseys.....	4-2.....	5-1.....	9-3
In red jerseys.....	1-0.....	0-0.....	1-0