

CINCINNATI BASKETBALL

2 NATIONAL TITLES • 6 FINAL FOURS • 8 ELITE EIGHTS • 10 SWEET SIXTEENS • 32 NCAA TOURNAMENTS • 40 CONFERENCE CHAMPIONSHIPS

2017-18 AMERICAN ATHLETIC CONFERENCE REGULAR-SEASON AND TOURNAMENT CHAMPIONS

GAME 24

^{25/23} **CINCINNATI (20-3, 9-1)** AT ^{12/12} **HOUSTON (22-1, 9-1)**

Sunday, Feb. 10 • 4 p.m. (ET) • Fertitta Center • Houston, Texas

GAME AT A GLANCE

SERIES INFO: 35th meeting; Cincinnati leads 31-3 overall; Cincinnati leads 14-3 in Houston; Cincinnati leads 16-0 at home; Cincinnati leads 1-0 at neutral sites

STREAK: Cincinnati - 1

2017-18 MEETINGS: Cincinnati won 80-70 on Jan. 31 at BBGT Arena in Highland Heights, Ky.;

Houston won 67-62 on Feb. 15 at H&PE Arena in Houston, Texas;

Cincinnati won 56-55 in the AAC Tournament Championship Game on March 11 at the Amway Center in Orlando, Fla.

COACHES: Mick Cronin is in his 13th season at Cincinnati (288-143); 16th season overall (357-167)

Kelvin Sampson is in his fifth season at Houston (105-49); 30th season overall (605-319)

AP/USA TODAY RANKINGS (FEB. 4): Cincinnati (25/23); Houston (12/12)

RADIO: 700 WLW; Dan Hoard provides play-by-play with color analyst Terry Nelson

TV: ESPN; Mike Corey provides play-by-play with color analyst Tim Welsh

JOIN THE CONVERSATION (TWITTER, FACEBOOK & INSTAGRAM): @GoBearsMBB or GoBearsMBB

CINCINNATI PROBABLE STARTERS

NO.	NAME	POS.	HT.	WT.	CL.-EXP.	HOMETOWN	GP-GS	PPG	RPG	APG	MIN
3	Justin Jenifer	G	5-10	175	Sr.-3L	Baltimore, Md.	22-22	9.0	1.6	3.3	25.8
2	Keith Williams	G	6-5	210	So.-1L	Brooklyn, N.Y.	23-21	10.9	3.2	1.1*	25.2
34	Jarron Cumberland	G	6-5	205	Jr.-2L	Wilmington, Ohio	23-23	18.6	4.1	3.6	31.3
13	Trevon Scott	F	6-8	225	R-Jr.-2L	Townsend, Ga.	23-23	9.5	6.4	1.5	29.3
33	Nysier Brooks	C	6-11	240	Jr.-2L	Philadelphia, Pa.	23-23	8.1	5.7	1.5^	2.0

OFF THE BENCH

15	Cane Broome	G	6-0	165	Sr.-1L	East Hartford, Conn.	23-3	8.0	1.7	2.6	20.4
22	Eliel Nsoseme	F/C	6-9	225	So.-1L	Kinshasa, Congo	22-0	1.7	4.2	0.7^	13.5
5	Trevor Moore	G	6-5	195	So.-1L	Houston, Texas	22-0	2.8	1.5	0.6*	12.3
10	Rashawn Fredericks	G/F	6-5	200	Jr.-Tr.	St. Croix, Virgin Islands	23-0	2.8	2.1	0.4*	11.4
0	Logan Johnson	G	6-2	175	Fr.-HS	Mountain View, Calif.	22-0	2.5	1.6	0.9	9.1
20	Mamoudou Diarra	F	6-9	215	R-Fr.-HS	Bamako, Mali	13-0	2.2	2.0	0.3^	6.2
31	Sam Martin	G	5-10	170	So.-1L	Cincinnati, Ohio	6-0	0.8	0.0	0.5	2.2
32	John Koz	G	6-1	200	Jr.-2L	Cleveland, Ohio	5-0	0.4	0.4	0.0	1.8
11	LaQuill Hardnett	F	6-8	210	Fr.-HS	Philadelphia, Pa.	-	17.0#	10.0#	4.0#	-
24	Prince Gillam Toyambi	F	6-7	225	Fr.-HS	Kinshasa, Congo	-	17.4#	9.7#	1.3*#	-

Starters listed based on last game; # - Statistics from high school senior year; o - Statistics from 2018 summer AAU;

^ - Blocks; * - Steals

CINCINNATI STORYLINES

- » **Jarron Cumberland** was named one of 10 candidates for the Jerry West Shooting Guard of the Year Award on Tuesday. He leads the AAC scoring 20 or more points 11 times this season. He has led the Bearcats in scoring in nine of 10 league games and each of the last seven contests.
- » Since the start of league play he ranks among league leaders in points (1st at 21.7), minutes played (3rd at 35.8), assist-to-turnover ratio (5th at 1.6), assists (5th at 4.4), three-pointers made (7th at 2.5) and rebounds (11th at 5.6).
- » **Justin Jenifer** entered Friday ranked second in the nation with a 4.87-to-1 assist-to-turnover ratio. He has 73 assists with 15 turnovers in 2018-19. He also leads the league in three-point field goal percentage (.449) for the season.
- » The Bearcats have won at least 20 of their first 23 games to start a season for the fourth time in the past six seasons and have recorded at least 20 wins in each of the last nine campaigns.
- » Six of Cincinnati's last nine games have been decided by five points or less, including each of its last three.
- » Cincinnati's 81 wins since the start of 2016-17 rank third most in the nation entering Friday, trailing only Gonzaga (91) and Villanova (87).
- » Cincinnati is one of six schools in the nation to have appeared in the last eight NCAA Tournaments, joining Duke, Gonzaga, Kansas, Michigan State and North Carolina.
- » The Bearcats are attempting to win back-to-back league titles for the first time since 2001 and 2002 (Conference USA).

2018-19 SCHEDULE/RESULTS

Day/Date	Opponent	TV	Time/Result
Thurs./Nov. 1	Tusculum (Exhibition)	Bearcats TV	W, 68-41
Wed./Nov. 7	Ohio State	ESPN2	L, 56-64
Tues./Nov. 13	North Carolina Central-1	FOX Sports Ohio	W, 73-51
Fri./Nov. 16	Milwaukee	ESPN3	W, 76-64
Mon./Nov. 19	Western Michigan-1	ESPN3	W, 78-52

EMERALD COAST CLASSIC (Niceville, Fla.)

Fri./Nov. 23	vs. George Mason-2	CBS Sports Network	W, 71-55
Sat./Nov. 24	vs. Ole Miss-2	CBS Sports Network	W, 71-57

Tues./Nov. 27	Arkansas-Pine Bluff	FOX Sports Ohio	W, 105-49
Sat./Dec. 1	at UNLV	CBS Sports Network	W, 65-61
Tues./Dec. 4	NKU	FOX Sports Ohio	W, 78-65
Sat./Dec. 8	Xavier-3	ESPN2	W, 62-47
Sat./Dec. 15	at No. 18 Mississippi State	SEC Network	L, 59-70
Wed./Dec. 19	UCLA	ESPN2	W, 93-64
Sat./Dec. 22	South Carolina State	FOX Sports Ohio	W, 77-56
Wed./Jan. 2	Tulane •	CBS Sports Network	W, 93-61
Sat./Jan. 5	at ECU •	CBS Sports Network	L, 71-73
Thurs./Jan. 10	at Tulsa •	ESPN2	[OT] W, 70-65
Sat./Jan. 12	UConn •	ESPN2	[OT] W, 74-72
Tues./Jan. 15	USF •	ESPNNews	W, 82-74
Sat./Jan. 19	at Wichita State •	CBS	W, 66-55
Thurs./Jan. 24	Tulsa •	ESPN2	W, 88-64
Sun./Jan. 27	at Temple •	CBS Sports Network	W, 72-68
Sat./Feb. 2	SMU •	CBS Sports Network	W, 73-68
Thurs./Feb. 7	at Memphis •	ESPN2	W, 69-64
Sun./Feb. 10	at No. 12 Houston •	ESPN	4 p.m.
Sun./Feb. 17	Wichita State •	ESPN	1 p.m.
Thurs./Feb. 21	UCF •	ESPN/ESPN2	7 p.m.
Sun./Feb. 24	at UConn •	ESPN	2 p.m.
Wed./Feb. 27	at SMU •	CBS Sports Network	9 p.m.
Sat./Mar. 2	Memphis •	ESPN2/ESPNU	8 p.m.
Thurs./Mar. 7	at UCF •	ESPN/ESPN2	7 p.m.
Sun./Mar. 10	Houston •	CBS	Noon

AMERICAN CHAMPIONSHIP

Mar. 14-17	TBA-4	ESPN Networks	TBA
------------	-------	---------------	-----

NCAA CHAMPIONSHIP

Mar. 19-20	First Four-5	Turner	TBA
Mar. 21-24	First & Second Rounds-6	CBS/Turner	TBA
Mar. 28-31	Regional Semifinals & Finals-7	CBS/Turner	TBA
Apr. 6-8	Final Four & Championship-8	CBS/Turner	TBA

Notes: All times listed are Eastern and subject to change. Home games in **boldface**.

(•) - Denotes American Athletic Conference game.

Key: ESPN/ESPN2 or ESPN2/ESPNU - Game times and/or television network information will be announced about two weeks prior.

1-Emerald Coast Classic (campus sites); 2-Emerald Coast Classic (The Arena at Northwest Florida State College); 3-Skyline Chili Crosstown Shootout; 4-American Championship (FedEx Forum); 5-NCAA Championship First Four site: Dayton, Ohio (University of Dayton Arena); 6-NCAA Championship First and Second Round sites: Hartford, Conn. (XL Center); Salt Lake City, Utah (Vivint Smart Memorial Arena); Des Moines, Iowa (Wells Fargo Arena); Jacksonville, Fla. (Jacksonville Veterans Memorial Arena); Tulsa, Okla. (BOK Center); Columbus, Ohio (Nationwide Arena); Columbia, S.C. (Colonial Life Arena); San Jose, Calif. (SAP Center); 7-NCAA Championship Regional sites: Louisville, Ky. (KFC Yum! Center); Anaheim, Calif. (Honda Center); Washington, D.C. (Capitol One Arena); Kansas City, Mo. (Sprint Center); 8-NCAA Championship Final Four site: Minneapolis, Minn. (U.S. Bank Stadium).

2018-19 CINCINNATI NUMERICAL ROSTER

NO.	NAME	POS.	HT.	WT.	CLASS	EXP.	HOMETOWN/LAST SCHOOL
0	Logan Johnson	G	6-2	175	Fr.	HS	Mountain View, Calif./Saint Francis HS
2	Keith Williams	G	6-5	210	So.	1L	Brooklyn, N.Y./Bishop Loughlin Memorial
3	Justin Jenifer	G	5-10	175	Sr.	3L	Baltimore, Md./Milford Mill Academy
5	Trevor Moore	G	6-5	195	So.	1L	Houston, Texas/South Kent Prep (Conn.)
10	Rashawn Fredericks	G/F	6-5	200	Jr.	Tr.	St. Croix, Virgin Islands/Motlow State CC
11	LaQuill Hardnett	F	6-8	210	Fr.	HS	Philadelphia, Pa./Perry Hall HS
13	Trevon Scott	F	6-8	225	R-Jr.	2L	Townsend, Ga./McIntosh County Academy
15	Cane Broome	G	6-0	165	Sr.	1L	East Hartford, Conn./Sacred Heart
20	Mamoudou Diarra	F	6-9	215	R-Fr.	HS	Bamako, Mali/22 Feet Academy (S.C.)
22	Eliel Nsoseme	F/C	6-9	225	So.	1L	Kinshasa, Congo/RISE Centre Academy (Ontario, Canada)
24	Prince Gillam Toyambi	F	6-7	225	Fr.	HS	Kinshasa, Congo/Fresno HS (Calif.)
31	Sam Martin #	G	5-10	170	So.	1L	Cincinnati, Ohio/Summit Country Day
32	John Koz #	G	6-1	200	Jr.	2L	Cleveland, Ohio/Bay HS
33	Nysier Brooks	C	6-11	240	Jr.	2L	Philadelphia, Pa./Advanced Prep International (Texas)
34	Jarron Cumberland	G	6-5	205	Jr.	2L	Wilmington, Ohio/Wilmington HS

2018-19 CINCINNATI ALPHABETICAL ROSTER

NO.	NAME	POS.	HT.	WT.	CLASS	EXP.	HOMETOWN/LAST SCHOOL
33	Nysier Brooks	C	6-11	240	Jr.	2L	Philadelphia, Pa./Advanced Prep International (Texas)
15	Cane Broome	G	6-0	165	Sr.	1L	East Hartford, Conn./Sacred Heart
34	Jarron Cumberland	G	6-5	205	Jr.	2L	Wilmington, Ohio/Wilmington HS
20	Mamoudou Diarra	F	6-9	215	R-Fr.	HS	Bamako, Mali/22 Feet Academy (S.C.)
10	Rashawn Fredericks	G/F	6-5	200	Jr.	Tr.	St. Croix, Virgin Islands/Motlow State CC
11	LaQuill Hardnett	F	6-8	210	Fr.	HS	Philadelphia, Pa./Perry Hall HS
3	Justin Jenifer	G	5-10	175	Sr.	3L	Baltimore, Md./Milford Mill Academy
0	Logan Johnson	G	6-2	175	Fr.	HS	Mountain View, Calif./Saint Francis HS
32	John Koz #	G	6-1	200	Jr.	2L	Cleveland, Ohio/Bay HS
31	Sam Martin #	G	5-10	170	So.	1L	Cincinnati, Ohio/Summit Country Day
5	Trevor Moore	G	6-5	195	So.	1L	Houston, Texas/South Kent Prep (Conn.)
22	Eliel Nsoseme	F/C	6-9	225	So.	1L	Kinshasa, Congo/RISE Centre Academy (Ontario, Canada)
13	Trevon Scott	F	6-8	225	R-Jr.	2L	Townsend, Ga./McIntosh County Academy
24	Prince Gillam Toyambi	F	6-7	225	Fr.	HS	Kinshasa, Congo/Fresno HS (Calif.)
2	Keith Williams	G	6-5	210	So.	1L	Brooklyn, N.Y./Bishop Loughlin Memorial

- Walk-on

COACHING & SUPPORT STAFF

Head Coach: Mick Cronin (13th season at UC; 16th season overall)
Associate Head Coach: Darren Savino
Assistant Coaches: Antwon Jackson, Greg Youncofski
Assistant to the Head Coach: Mark Berger
Director of Student-Athlete Development: T.J. Wolf
Program Assistant: JaQuon Parker

Senior Associate AD/Medical Services: Bob Mangine
Director of Sports Performance: Mike Rehfeldt
Assistant Director of Equipment: Andy Frigge

PRONUNCIATION

NYSIER Brooks	nah-SEER
JARRON Cumberland	JAIR-in
MAMOUDOU DIARRA	MAMA-doo DEE-are-eh
John KOZ	rhymes with nose
ELIEL NSOSEME	A-lee-el SO-semeH
TREVON Scott	TREY-vaughn
Prince Gillam TOYAMBI	toy-YAHM-bee

ROSTER INFORMATION

By State/Country

California	(1) Logan Johnson
Connecticut	(1) Cane Broome
Democratic Republic of Congo	(2) Eliel Nsoseme, Prince Gillam Toyambi
Georgia	(1) Trevon Scott
Mali	(1) Mamoudou Diarra
Maryland	(1) Justin Jenifer
New York	(1) Keith Williams
Ohio	(3) Jarron Cumberland, John Koz, Sam Martin
Pennsylvania	(2) Nysier Brooks, LaQuill Hardnett
Texas	(1) Trevor Moore
Virgin Islands	(1) Rashawn Fredericks

By Class

True Freshmen	(3) LaQuill Hardnett, Logan Johnson, Prince Gillam Toyambi
R-Freshmen	(1) Mamoudou Diarra
Sophomores	(4) Sam Martin, Trevor Moore, Eliel Nsoseme, Keith Williams
Juniors	(4) Nysier Brooks, Jarron Cumberland, Rashawn Fredericks, John Koz
R-Juniors	(1) Trevon Scott
Seniors	(2) Cane Broome, Justin Jenifer

By Height

6-11	(1) Nysier Brooks
6-9	(2) Mamoudou Diarra, Eliel Nsoseme
6-8	(2) LaQuill Hardnett, Trevon Scott
6-7	(1) Prince Gillam Toyambi
6-5	(4) Jarron Cumberland, Rashawn Fredericks, Trevor Moore, Keith Williams
6-2	(1) Logan Johnson
6-1	(1) John Koz
6-0	(1) Cane Broome
5-10	(2) Justin Jenifer, Sam Martin

CINCINNATI QUICK FACTS

GENERAL INFORMATION

Location	Cincinnati, Ohio 45221
Founded	1819
Enrollment	45,949
Nickname	Bearcats
Colors	Red (PMS: 186) and Black
Arena (Capacity)	Fifth Third Arena (12,012)
Affiliation	NCAA Division I
Conference	American
President	Dr. Neville G. Pinto
Director of Athletics	Mike Bohn
Faculty Representative	Dr. David M. Szymanski
Department of Athletics Phone	(513) 556-4603
Athletics Ticket Office Phone	(877) CATS-TIX

ATHLETIC COMMUNICATIONS

Asst. AD/Primary Basketball Contact	Andre Foushee
Office/Cell Phone	(513) 556-5182/(859) 797-7871
Email Address	Andre.Foushee@uc.edu
Assoc. Director/Secondary Basketball Contact	Alex Ryan
Office/Cell Phone	513-556-0618/(513) 623-9992
Email Address	Alex.Ryan@uc.edu
Press Row Phone	(513) 556-3800
Website	GoBearcats.com
Twitter, Facebook, Instagram	@GoBearcatsMBB or GoBearcatsMBB

BASKETBALL STAFF

Head Coach	Mick Cronin (Cincinnati 1997)
Basketball Office Phone	(513) 556-5847
Associate Head Coach	Darren Savino (Jersey City 1994)
Assistant Coach	Antwon Jackson (Pikeville College 1993)
Assistant Coach	Greg Youncofski (Cincinnati 2001)
Assistant to the Head Coach	Mark Berger (Cincinnati 2001)
Dir. of Student-Athlete Development	T.J. Wolf (Murray State 2007)
Program Assistant	JaQuon Parker (Cincinnati 2014)
Student Assistant	DerMarr Johnson
Sr. Assoc. AD/Medical Services	Bob Mangine (Pittsburgh 1973)
Dir. of Sports Performance	Mike Rehfeldt (St. Cloud St. 2005)

HISTORY

First year of basketball	1901-02
All-time record	1,808-1,011 (.641)
NCAA appearances/last	32/2018
All-time record	46-31 (.597)
National Championships	2/1961, 1962
Final Four appearances/last	6/1992
Elite Eight appearances/last	8/1996
Sweet 16 appearances/last	10/2012
Conference Regular-Season Championships/last	19/2018
Conference Tournament Championships/last	21/2018
Postseason NIT appearances/last	10/2010
All-time record	8-10 (.444)

TEAM INFORMATION

2017-18 Record	31-5
American Athletic Conference Record	16-2 (1st)
Starters returning/lost	2/3
Letterwinners returning/lost	11/4
Newcomers	4
Percentage of points returning	50.3 percent (1,345 of 2,674)
Percentage of rebounds returning	47.1 percent (607 of 1,289)
Percentage of assists returning	64.4 percent (367 of 570)



GAME PREVIEW

- » The No. 25/23 University of Cincinnati men's basketball team takes on No. 12/12 Houston on Sunday in a battle of the two hottest teams in the American Athletic Conference. Tipoff at Houston's new Fertitta Center is 4 p.m. ET on ESPN and 700 WLW.
- » Cincinnati (20-3, 9-1 AAC) won its eighth in a row Thursday at Memphis rallying from an 11-point second-half deficit to post a 69-64 road win. Jarron Cumberland led the Bearcats in scoring for the seventh consecutive game, netting a team-high 17 points. Justin Jenifer recorded 14 points with four three-pointers. Trevon Scott added 13 points and a team-high nine rebounds.
- » Houston (22-1, 9-1 AAC) won its seventh in a row with a 77-68 road win at UCF on Thursday. Corey Davis Jr., scored a game-high 26 points on 8-of-13 shooting from the field and a 9-of-12 effort from the free throw line. Armoni Brooks (14) and Galen Robinson Jr., (12) both reached double figures for the Cougars.
- » Cincinnati won two of the three meetings last season, including a 56-55 win in the AAC Tournament championship game at the Amway Center in Orlando, Fla.
- » Overall, Cincinnati holds a 31-3 lead in the Houston series, including a 14-3 mark in Houston.
- » **UP NEXT:** Cincinnati returns home to welcome Wichita State for its first visit to Fifth Third Arena on Sunday, Feb. 17. Tipoff is set for 1 p.m. ET on ESPN and 700 WLW.

SCOUTING HOUSTON

- » Houston enters Sunday's matchup with a nation-best 31-game home-court win streak. The Cougars haven't lost at home since a 78-75 setback to Akron in the first round of the NIT on March 15, 2017 at H&PE Arena.
- » Houston entered Friday tied with Nevada for the nation's highest win percentage (.957) while ranking among the nation's leaders in field goal percentage defense (2nd at .365), 3-point field goal percentage defense (2nd at .265), scoring defense (7th at 60.8) and rebound margin (10th at +7.9).
- » Corey Davis Jr., (11th at 15.5 points) and Armoni Brooks (15th at 14.3 points) rank as two of the top scorers in The American.
- » Davis is also listed among the league's best in free throw percentage (2nd at .892), three-pointers made (4th at 2.6), assist-to-turnover ratio (7th at 1.8) and minutes played (13th at 32.2).
- » Brooks also ranks among AAC leaders in three-pointers made (1st at 3.5), defensive rebounds (4th at 5.2), three-point percentage (7th at .390) and rebounds (13th at 6.2).
- » Houston finished last season 27-8 overall and tied for second at 14-4 in the AAC. The Cougars lost to eventual national runner up Michigan in the second round of the NCAA Tournament.
- » Houston was picked to finish third in the league this season according to a preseason poll of league coaches in October.

SERIES HISTORY

- » Cincinnati leads its series with Houston 31-3 overall, including a 14-3 mark in Houston, 16-0 record in Cincinnati and 1-0 mark at neutral sites.
- » The Bearcats won two out of three games against the Cougars last season. UC rallied from 18-points down to earn an 80-70 victory on Jan. 31, 2018 at BBGT Arena in

- Highland Heights, Ky. It marked the largest comeback win of the Mick Cronin coaching era (since 2006-07). Houston earned a 67-62 win at Houston on Feb. 15 that snapped Cincinnati's nation-leading 16-game win streak. Cincinnati won the rubber match with a 56-55 victory in the championship game of the American Championship on March 11.
- » The two teams close out the 2018-19 regular season at Fifth Third Arena on March 10.
- » Prior to both teams becoming members of The American in 2013-14, the last time the two teams met was on Jan. 29, 2005 at Fifth Third Arena when the Bearcats claimed an 87-68 decision.
- » Prior to 2013-14, the previous eight meetings (1997-2005) came while both teams were members of Conference USA.
- » The two teams played as members of the Missouri Valley Conference for three seasons (1958-60). Four nonconference games followed the next four years. The two teams also met for three consecutive seasons from 1973-75.

LOOKING BACK AT LAST YEAR'S MEETINGS

- » **LAST SEASON IN HIGHLAND HEIGHTS, KY.**
- » **CINCINNATI 80, HOUSTON 70 - (Jan. 31, 2018)**
- » Cincinnati posted the largest comeback of the Mick Cronin coaching era (since 2016-07), rallying from 18-points down to earn an 80-70 win over Houston.
- » The Bearcats rally was possible thanks to some key shots from Jacob Evans III, a strong second-half showing from Kyle Washington and more reliable play from Gary Clark.
- » Washington matched a season high with 19 points, 14 in the second half. Evans scored 18, Jarron Cumberland added 15 and Clark had his ninth double-double of the season with 14 points and 10 rebounds despite getting in foul trouble that limited him to 30 minutes.
- » The Bearcats blocked eight shots – three by Clark - and held Houston to 35.3 percent shooting in the second half. Houston guard Rob Gray, the leading scorer in the American Athletic Conference at 18.7 points per game, scored only nine points on 4-of-15 shooting.
- » UC trailed Houston by 18 points with 7:24 left and by 17 with 4:29 to go in the first half. After trailing 33-15, the Bearcats closed out the first half with a flourish that featured Evans' steal and banked-in 3-pointer at the buzzer.
- » Corey Davis Jr. led the Cougars with 18 points.

- » **LAST SEASON AT HOUSTON**
- » **HOUSTON 67, CINCINNATI 62 - (Feb. 15, 2018)**
- » (AP) - Corey Davis Jr. and Devin Davis each scored 16 points, and Houston beat No. 5 Cincinnati 67-62 to snap the nation's longest winning streak at 16 games.
- » Rob Gray chipped in 13 points and Armoni Brooks added 12 for the Cougars (20-5, 10-3 American).
- » Cincinnati (23-3, 12-1) had a 50-49 lead with 4:18 left after Jacob Evans' free throw, but Gray hit a 3-pointer to give the Cougars back the lead with 3:32 left. Brooks nailed a 3-pointer from the right wing with 2 minutes left and Davis came up with a steal and made a layup to give the Cougars a seven-point advantage with 1:47 left.
- » Evans made a layup and was fouled with 18 seconds left to end a drought of 11 minutes, 56 seconds without a field goal. He missed the free throw, but Jarron Cumberland got the rebound and was fouled. He made one of two free throws, but Fabian White Jr. got the rebound, was fouled and made both free throws with 16 seconds left.
- » Evans led four Bearcats in double figures with 16 points and Cumberland finished with 14. Cincinnati shot 39 percent from the field.

- » **LAST SEASON IN AAC TOURNAMENT FINALS**
- » **CINCINNATI 56, HOUSTON 55 (MAR. 11, 2018)**
- » ORLANDO, Fla. (AP) - Stellar defense was a big part of the Cincinnati's drive to the league's regular-season championship. It also served the top-seeded Bearcats well while they were winning three games in three days to capture The American's conference tournament title.
- » Conference player of the year Gary Clark shrugged off three free throws down the stretch to put the Bearcats ahead for good from the foul line with 4.3 seconds remaining. The last of his 12 rebounds provided the opportunity, with Houston's Nura Zanna being whistled for a foul for making contact on the play.
- » Clark finished with 20 points and the Bearcats rescued themselves for the second straight day with suffocating second-half defense, limiting Houston to 18 points on 20 percent shooting, including 0-for-10 on 3-point attempts, after halftime.
- » Rob Gray led Houston with 17 points but missed a long 3-pointer in the closing seconds, then had a turnover that cost Houston a chance to try to win the game after Clark made one of two free throws after rebounding Gray's miss.
- » Kyle Washington's 3-pointer tied the game for the final time, setting the stage for a suspenseful finish.

LAST GAME: CINCINNATI 69, MEMPHIS 64

- » MEMPHIS (AP) -Jarron Cumberland scored 17 points and keyed a late rally as Cincinnati defeated Memphis 69-64 Thursday night to extend its win streak to eight games.
- » Justin Jenifer scored 14 and Trevon Scott finished with 13 points and nine rebounds as Cincinnati (20-3, 9-1 American Athletic Conference), which moved into the Top 25 this week, used a second-half rally to overcome an 11-point second-half deficit.
- » Cincinnati made only one of its last 15 shots in the first half that helped Memphis build a 35-29 lead at the break.
- » The lead would stretch to 11 early in the second half and Memphis still was up 44-34 with about 15 minutes to go. That was when Cincinnati began chipping away at the lead. A 12-2 run fueled by a defense that forced four Memphis turnovers, brought the Bearcats even at 46-all near the midway point of the second.
- » Memphis had pulled within 58-55 with 2 1/2 minutes left, when Cumberland scored the next nine Bearcat points to provide a buffer Memphis couldn't overcome.
- » Jeremiah Martin led Memphis (13-10, 5-5) with 26 points, converting 8 of 14 from 3-point range. Kyvon Davenport added 12 points and 10 rebounds, while Mike Parks Jr. finished with 11 points.

NATIONALLY RANKED

- » Cincinnati entered the polls for the first time this season Monday listing No. 25 on the Associated Press ranking and No. 23 on the USA Today Coaches ranking.
- » Cincinnati has been listed in the AP poll for at least one week in nine of the last 10 seasons. The Bearcats were ranked in every AP poll in 2017-18 climbing as high as No. 5 on Feb. 12, 2018. That squad tied the school record for wins while finishing 31-5 overall and 16-2 in the AAC while claiming the conference regular-season and tournament championships.
- » In all, the Bearcats have been ranked in the AP poll 427 weeks in program history and were ranked No. 10 by the AP in a 2017 listing of schools with the most appearances all-time.



GOLDEN STATE MAKES EVANS

A FIRST-ROUND PICK IN 2018 NBA DRAFT

- » Jacob Evans III was taken by the Golden State Warriors as the 28th pick in the first round of the 2018 NBA draft.
- » Evans became the 57th player in Cincinnati history chosen in the draft and the first since Lance Stephenson was selected by the Indiana Pacers as the 40th pick in the second round of the 2010 draft.
- » Evans was the first Bearcat drafted in the opening round since Jason Maxiell was chosen by the Detroit Pistons as the 26th pick overall in the 2005 draft.

BEARCATS IN THE NBA

FORMER UC PLAYER (YEARS)	NBA TEAM (YRS IN NBA)
Troy Caupain (2014-17)	Orlando Magic (First Year)*
Gary Clark (2015-18)	Houston Rockets (First Year)
Jacob Evans (2016-18)	Golden State Warriors (First Year)
Lance Stephenson (2010)	L.A. Lakers (Ninth Year)

*-Currently on a two-way contract with organization.

UNIVERSITY BICENTENNIAL



BOLDLY BEARCAT BICENTENNIAL

- » The University of Cincinnati celebrates its 200th anniversary in 2018-19.
- » UC is the 18th-oldest public institution in the United States and traces its origins to the founding of the Medical College of Ohio and Cincinnati College in 1819.
- » Reaching the historic milestone puts UC in prestigious company of other pioneering and enduring institutions. Home of the first cooperative education program, the nation's first teaching hospital, the oral polio vaccine, and the first antihistamine, it is rooted in innovation, grit, and tenacity to learn more, to be more and to do more.
- » Join UC as we mark this historic milestone of our first 200 years that have paved the way for our future, as we show the world that UC will lead urban public universities into a new era of innovation and impact.

TIP INS

- » **STREAKING AGAIN:** Cincinnati's current eight-game win streak is its second-longest of the season. The Bearcats won nine in a row after dropping its season opener to Ohio State on Nov. 7. It's the fourth time in the past six seasons that UC has won at least eight consecutive league games.
- » **CLOSE CALLS THE NEW NORM:** Six of Cincinnati's last nine games have been decided by five points or less, including each of its last three. In all, the Bearcats have played in seven games determined by five points or less this season, winning six times. UC was 3-3 in its six games last season decided by five points or less. The Bearcats led the nation in scoring margin (+16.7) a year ago.
- » **FAST START AGAIN:** Cincinnati has won at least 20 of its first 23 games in a season for the fourth time in the past six seasons. UC's .870 win percentage this season ranks ninth in the nation entering Friday.
- » **NINE 20-WIN SEASONS IN A ROW:** Cincinnati registered its ninth consecutive 20-win season with its victory at Memphis on Thursday. It continues the longest streak since the Bob Huggins era when UC set a school record, winning 20 or more games for 11 consecutive seasons (1992-2002). It marks the 38th 20-win season in program history.
- » **AWAY FROM HOME:** Cincinnati is 23-7 (.767) in true road games and 35-12 (.745) in all non-home games (road and neutral site) since the start of the 2016-17 season.
- » The Bearcats won eight of their nine league road games last season with the lone exception coming at Houston (67-62 loss on Feb. 15, 2018). UC is 19-4 in league road game since the start of 2016-17.
- » With its 66-55 win at Wichita State (1/19), Cincinnati became the first school since Southern Illinois in 2009 to win back-to-back games at Charles Koch Arena.
- » Cincinnati's 70-65 overtime comeback win at Tulsa (1/10) snapped the Golden Hurricane's 18-game home win streak.
- » The Bearcats handed Memphis (2/7) only its second home loss of the season coming from 11 down in the second half to post a 69-64 win. Top-ranked Tennessee is the only other team to beat the Tigers in Memphis this season.
- » **LOSS AT ECU:** Cincinnati allowed a then-season high in points (73) and opponent field goal percentage (.511) in its road loss at ECU (1/5). It marked the highest field goal percentage by a Bearcat opponent since Wichita State shot 52.9 percent against UC in the Shockers' 76-72 win at BBGT Arena last season. The setback was Cincinnati's only home loss in 2017-18.
- » **HOME SWEET HOME VS. AAC:** UC has won 23 consecutive AAC home games in Fifth Third Arena. The Bearcats had won 18 straight league home games prior to renovation and are 5-0 against AAC foes at home in 2018-19.
- » Overall, Cincinnati is 46-4 in AAC home games since league formation (2013-14 campaign).
- » Cincinnati is 31-2 in AAC home games since the start of 2015-16 with its only losses coming to Temple (77-70 on Dec. 29, 2015 in the AAC opener at Fifth Third Arena) and Wichita State (76-72 on Feb. 18, 2018 at BBGT Arena in Highland Heights, Ky.).
- » **OVERTIME NOTES:** Cincinnati recorded back-to-back overtime wins in January - rallying for a 70-65 overtime win at Tulsa (1/10) and holding on for a 74-72 overtime home victory against UConn (1/12) - for the first time since the 1996-97 season (W, 77-70 at Wisconsin [12/3/96] and W, 45-44 at home over Miami, Ohio [12/10/96]).
- » It marked the fifth time in school history UC had played back-to-back overtime games, the first since 2013-14.

- » The Bearcats' current four-game win streak in overtime games is the longest in school history. They have won six of their last nine OT games dating back to the 2014-15 season.
- » UC's four-game win streak in overtime is tied for fifth longest in the nation. Marquette owns the nation's longest streak, having won 10 overtime games in a row. Complete list on page 13 of notes.
- » Mick Cronin's 15 overtime wins are the most in school history, passing Bob Huggins (14 overtime wins in 16 seasons).
- » **MILESTONE WIN:** Cincinnati head coach Mick Cronin earned his 350th career coaching victory when the Bearcats rallied to defeat Tulsa 70-65 in overtime on Thursday, Jan. 10.
- » **NATIONAL STATS:** Entering Friday, UC ranked among the nation's Top 35 in 11 categories: win-loss percentage (ninth at .870), scoring defense (11th at 61.7), rebounding margin (17th at +6.7), turnovers per game (18th at 10.7), fewest turnovers (21st at 24.6), scoring margin (21st at +13.1), turnover margin (26th at +3.7), blocks per game (30th at 4.7), assist-to-turnover ratio (30th at 1.37), total blocks (30th at 108).

AMONG THE WINNINGEST PROGRAMS OVER THE LAST TWO-PLUS SEASONS

- » Cincinnati ranks third in the nation for most wins since the start of 2016-17 with 81 behind only Gonzaga (91) and Villanova (87).
- » The Bearcats began 2018-19 coming off the program's first back-to-back 30-win seasons, including a 31-5 mark in 2017-18 that tied the school record for most wins.

MOST WINS SINCE THE START OF 2016-17 (THRU FEB. 7)

Rk	Team	16-17	17-18	18-19	Record (%)
1.	Gonzaga	37-2	32-5	22-2	91-9 (.910)
2.	Villanova	32-4	36-4	19-4	87-12 (.879)
3.	Cincinnati	30-6	31-5	20-3	81-14 (.853)
4.	Michigan	26-12	33-8	21-2	80-22 (.784)
T5.	Kansas	31-5	31-8	17-6	79-19 (.806)
T5.	Nevada	28-7	29-8	22-1	79-16 (.832)
T7.	Duke	28-9	29-8	20-2	77-19 (.802)
T7.	Kentucky	32-6	26-11	19-3	77-20 (.794)
T7.	North Carolina	33-7	26-11	18-4	77-22 (.778)
10.	Belmont	23-7	24-9	18-4	75-20 (.789)
11.	Saint Mary's (Calif.)	29-5	30-6	15-9	74-20 (.787)
12.	Arizona	32-5	27-8	14-9	73-22 (.768)

NATION'S BEST HOME WIN PERCENTAGE

- » Entering the week, Cincinnati led the nation in most home wins (46) and highest home win percentage (.958) since the start of the 2016-17 season.
- » The Bearcats are 46-2 (.958) at home overall since the start of 2016-17. Cincinnati was 18-0 at Fifth Third Arena in 2016-17 and 15-1 at home during the 2017-18 campaign at BBGT Arena located on Northern Kentucky's campus. The venue served as Cincinnati's home while Fifth Third Arena was undergoing an \$87 million renovation.
- » Cincinnati is 13-1 at the new Fifth Third Arena this season, having won 12 games in a row.
- » Cincinnati's only losses during the stretch of the last two-plus seasons: Wichita State (76-72 on Feb. 18, 2018 at BBGT Arena) and Ohio State (64-56 on Nov. 7, 2018 at Fifth Third Arena).

MOST HOME WINS

(SINCE START OF 2016-17) - THRU FEB. 7

Team	Wins
Cincinnati	46
Texas Tech	46
Louisville	44
Michigan	44
Saint Mary's	45
Houston	43
Kentucky	44
Gonzaga	44
Oregon	43
Syracuse	42
Purdue	42

BEST HOME WIN PERCENTAGE

(SINCE START OF 2016-17) - THRU FEB. 7

Team	W-L	Win%
Cincinnati	46-2	.958
Gonzaga	44-2	.957
Nevada	38-2	.950
Purdue	42-3	.933
Duke	42-3	.933
Florida State	41-3	.932
New Mexico State	41-3	.932
South Dakota State	36-3	.923
Michigan	44-4	.917
Michigan State	40-4	.909

KEYS TO WINNING

- » **DEFENSE & REBOUNDING:** Cincinnati entered the week ranked among the nation's leaders in rebounding margin (17th at +6.7), blocks per game (30th at 4.7) and total blocks (30th at 108).
- » Defensively, the Bearcats rank among the top teams in the conference in rebounding defense (1st at 29.0), scoring defense (2nd at 61.7), blocks (2nd at 4.7), rebounding margin (2nd at +6.7) and field goal percentage defense (4th at .406) entering the weekend.
- » Cincinnati has recorded four or more blocks in 15 games this season, including a season-high nine blocks against USF (1/15). The Bearcats have finished each of the past six seasons ranked among the nation's Top 25 leaders for blocks.
- » Cincinnati's 15 steals at Tulsa (1/10) were a season high.
- » **TAKING CARE OF THE BALL:** UC ranks among the nation's leaders in fewest turnovers per game (18th at 10.7), fewest total turnovers (21st at 246), turnover margin (26th at +3.7) and assist-to-turnover ratio (30th at 1.37).
- » The Bearcats have committed 11 or fewer turnovers 14 times this season. They had zero in the entire second half while rallying at Memphis (2/7).

GROWING COMFORT LEVEL

- » The 2018-19 Bearcats are gaining experience and a greater comfort level with every game as players step into greater levels of responsibility and leadership this season.
- » UC returns two starters and 11 lettermen from 2017-18, but those with quality experience are hard to find.
- » Only two Bearcats who started the 2018-19 season opener against Ohio State entered the game with more than three career starts at Cincinnati - junior guard Jarron Cumberland (36 starts) and senior guard Justin Jenifer (33).
- » Among the 13 scholarship players on the 2018-19 team only five players had averaged 12 or more minutes of action in a season at the Division I level prior to this season: senior guard Cane Broome (three seasons of 20 minutes/game or more [two at Sacred Heart]), junior guard Jarron

Cumberland (two seasons of 19 minutes/game or more), senior guard Justin Jenifer (two seasons of 12 minutes/game or more), sophomore guard Trevor Moore (averaged 11.9 minutes last season) and junior forward Trevon Scott (averaged 12.5 minutes last season).

- » After playing behind forward Gary Clark (now with the Houston Rockets), guard Jacob Evans III (now with the Golden State Warriors) and forward Kyle Washington (now playing professionally in Turkey), players such as redshirt junior forward Trevon Scott, junior center Nysier Brooks and sophomore guard Keith Williams are logging the most minutes of their careers this season.
- » Even junior guard Jarron Cumberland is gaining comfort in the role of top scoring option in 2018-19 after ranking as the team's third-leading scorer last season.

INCREASING CONTRIBUTIONS IN 2018-19

NYSIER BROOKS	Career Prior	2018-19
Points/Game	2.5	8.1
Rebounds/Game	2.0	5.7
Minutes/Game	9.1	22.0
Starts	2	23
TREVON SCOTT	Career Prior	2018-19
Points/Game	3.1	9.5
Rebounds/Game	3.0	6.4
Minutes/Game	11.3	29.3
Starts	0	23
KEITH WILLIAMS	Career Prior	2018-19
Points/Game	3.1	10.9
Rebounds/Game	1.2	3.2
Minutes/Game	9.8	25.2
Starts	0	21

COACHES PICK BEARCATS SECOND IN AAC; CUMBERLAND NAMED TO FIRST TEAM

- » American Athletic Conference coaches predicted a second-place finish for Cincinnati at AAC Media Day on Monday, Oct. 15 in Philadelphia. The Bearcats received 107 points behind first-place UCF. The Knights garnered a league-best 114 points and six first-place votes to UC's three first-place votes. Houston finished third with 103 points and two first-place votes while Memphis took fourth with 85 points and one first-place vote.
- » The predicted order of finish for the remaining teams in the league follows: UConn (75 points), Temple (74), SMU (63), Wichita State (60), Tulsa (48), Tulane (23), ECU (22) and USF (18).
- » Sophomore guard Jarron Cumberland was tabbed first team all-conference by the league's coaches.

AAC LEAGUE WINS - SINCE FORMATION (2013-14) (RECORDS THRU FEB. 7)

Rk	Team (First season in league)	W-L
1.	Cincinnati (2013-14)	81-19
2.	Houston (2013-14)	57-41
3.	SMU (2013-14)	*55-33
4.	Memphis (2013-14)	54-46
T5.	UConn (2013-14)	53-46
T5.	Temple (2013-14)	53-46
7.	Tulsa (2014-15)	49-33
8.	UCF (2013-14)	39-58

* - Vacated 12 wins from 2013-14 season

DEFENDING THE CROWN

- » Cincinnati began defense of its 2017-18 American Athletic Conference regular-season championship last month.
- » The Bearcats posted a 16-2 league mark and claimed the league's regular-season title outright with a thrilling 62-61 win over Wichita State on March 4, 2018 (regular-season finale) in Wichita, Kan.
- » It marked Cincinnati's second AAC regular-season title in the 5-year history of the league (shared with Louisville in 2013-14).
- » Cincinnati last won back-to-back conference regular-season titles in 2001 and 2002.

LOOKING BACK ON THE 2017-18 SEASON

- » Won the American Athletic Conference regular-season championship, marking Cincinnati's first outright conference title since 2002.
- » Won the AAC Tournament championship, marking Cincinnati's first conference tournament title since 2004.
- » Ranked in Associated Press Top 25 poll every week, climbing as high as No. 5 - highest of the Mick Cronin coaching era.
- » Ranked sixth in the final AP poll of the season - highest end-of-season ranking of Cronin era.
- » Made eighth consecutive NCAA Tournament appearance - one of six schools along with Duke, Gonzaga, Kansas, Michigan State and North Carolina.
- » Recorded a 15-1 mark at BB&T Arena in 2017-18, the home venue for UC while Fifth Third Arena underwent an \$87 million renovation.
- » Mick Cronin was named the 2018 Sporting News Coach of the Year.
- » The Bearcats held opponents to 37.4 percent shooting from the field, the lowest percentage in the Mick Cronin coaching era and the lowest at Cincinnati since the 1961-62 campaign (.369).
- » The Bearcats limited opponents to 57.5 points per game, the second fewest of the Cronin era (55.8 in 2014-15) and the second fewest since 1962-63 (52.9).
- » Led the nation in scoring margin (+16.7).
- » **Gary Clark** earned honorable mention All-America honors from the Associated Press while claiming more individual league honors than any player in the history of The American - Player of the Year, American Championship Tournament MVP, First Team (unanimous pick), Defensive Player of the Year and the Sportsmanship Award ... semifinalist for the Karl Malone Power Forward of the Year Award ... selected to the Citizens Naismith Trophy Late Season Team ... Oscar Robertson Trophy Watch List honoree ... Lute Olson Player of the Year Watch List honoree ... Senior Class Award Candidate.
- » Clark finished his career as one of only three players in school history to record more than 1,400 points and 1,100 rebounds, along with program legends Oscar Robertson and Jack Twyman. Clark finished 16th at Cincinnati in scoring with 1,462 points and third in rebounds at 1,132.
- » Clark signed a two-way contract with the Houston Rockets following the NBA draft. He later signed a three-year deal with the organization on Dec. 6, 2018.
- » **Jacob Evans III** was named First Team All-Conference, a semifinalist for the Julius Erving Small Forward of the Year and tabbed a John Wooden Award Watch List honoree.
- » Evans, who decided to forgo his senior season to play in the NBA following the 2017-18 campaign, finished his career with 1,233 points to rank in 31st place among UC's top scorers all-time.
- » Evans shot 37.7 percent (174 of 462) from three-point range for his career, ranking fifth best in school history.

- » Evans was selected by Golden State in the first round (28th pick) of the 2018 NBA draft.
- » **Kyle Washington** was named Honorable Mention All-Conference by the league's coaches and was selected to the American Championship All-Tournament Team ... named the Lute Olson Award National Player of the Week after pouring in 19 points on 7-of-11 shooting with four steals at UCLA (12/16) ... hit the game-tying three-pointer with 57.4 seconds left against Houston (3/11) in the title game of the American Championship.
- » Washington is currently playing for the Sioux Falls Skyforce, the NBA G League affiliate of the Miami Heat.

RETURNING HEADLINERS

#34 JARRON CUMBERLAND, G

HONORS:

- 2019 Jerry West Shooting Guard of the Year Award One of 10 Candidates
- 2019 Lute Olson Award Mid-Season Watch List
- AAC Player of the Week (5X IN CAREER: 1/30/17, 11/26/18, 12/24/18, 1/21/19, 1/28/19)
- AAC Weekly Honor Roll (2X: 2/4/19, 1/14/19)
- 2018 Emerald Coast Classic MVP
- 2018-19 Preseason AAC First Team
- 2018-19 Jerry West Shooting Guard of the Year Watch List
- 2016-17 AAC All-Rookie Team
- 2016-17 AAC's Co-Sixth Man of the Year
- » **2018-19 SEASON NOTES:** The junior guard has scored 20 or more points 11 times this season, including in six AAC games and each of UC's five league home games... He has scored in double figures in 22 of 23 games in 2018-19... He has led the Bearcats in scoring in 15 games this season, including nine of 10 league games and each of the last seven contests ... Cumberland has led UC in points, rebounds and assists in three games this season.
- » **LEAGUE RANKINGS (SEASON):** Entering the week-end, Cumberland ranks among league leaders in eight categories: points (T1st at 18.6), three-point field goal percentage (4th at .419), three-pointers made (5th at 2.5), assists (10th at 3.6), assist-to-turnover ratio (12th at 1.4), free throw percentage, (T12th at .763), steals (T15th at 1.3) and minutes played (17th at 31.3).
- » **LEAGUE RANKINGS (AAC PLAY):** Entering the weekend, Cumberland ranks among league leaders in six categories during league play only: points (1st at 21.7), minutes played (3rd at 35.8), assist-to-turnover ratio (5th at 1.6), assists (5th at 4.4), three-pointers made (T7th at 2.5) and rebounds (T15th at 5.6).
- » **TOP PERFORMANCE:** Cumberland scored a career-high 34 points, shooting 9 of 20 from the field, 14 of 16 from the free throw line with four steals against USF (1/15).
- » **CLUTCH SHOWINGS ON THE ROAD:** Cumberland had a hand in 10 of Cincinnati's 12 points in overtime in its 70-65 win at Tulsa (1/10). He scored five points and assisted on UC's other two baskets in the extra period. He finished the game with 14 points. The victory spawned UC's current seven-game win streak.
- » Cumberland also scored 16 of his game-high 25 points in the second half at Temple (Jan. 27) to help rally the Bearcats from a 14-point second-half deficit for a 72-68 victory. It marked UC's largest comeback win this season.
- » Cumberland scored nine of UC's last 11 points in the final 2:16 at Memphis (2/7), including two and-1s, to seal the 11-point second-half comeback.



NEWLY RENOVATED FIFTH THIRD ARENA REOPENS

After a 20-month, privately-funded \$87-million renovation, Fifth Third Arena reopens in 2018-19 as the latest marker in the continued growth of University of Cincinnati basketball.

One of the winningest programs in the nation which boasts some of the most iconic players in the game now calls this amazing on-campus facility home.

"I think reopening the arena will be an emotional moment for many people who have put so much time into the basketball program – whether it's Oscar Robertson or Kenyon Martin, Jack Twyman's family who still live in Cincinnati – to see all the years of our success culminate into having maybe the best on-campus arena in the country," UC head coach Mick Cronin said.

Improvements to the new-look, 12,012-seat, arena include two 360-degree concourses with court-centric seating, new club seats, loge boxes and premium suites. The Arena Club, Champions Club and the Mercedes-Benz Courtside Club provide entertainment options for fans. State-of-the-art videoboards and ribbon boards raise the gameday experience to a new level while increased points-of-sale for concessions feature food options from some of Cincinnati's most famous restaurants.

New student-athlete amenities include new locker rooms, a film room, a hydrotherapy room and the Margaret K. Valentine Classroom creates more learning environments for the University.

What isn't expected to change though is the thrilling environment on game day featuring loud and intimidating student sections along both baselines and passionate, determined play on the court.

During its history, the arena has welcomed more than 4.8 million fans and witnessed the Bearcats achieve a 385-79 home record (.830 win percentage) since the first men's basketball game on Nov. 25, 1989.

Originally tabbed the Myrl H. Shoemaker Center, it was named after the former Ohio lieutenant governor who was instrumental in securing state funding for the building while he was chairman of the Ohio House Finance Appropriations Committee. Shoemaker died in 1985.

Affectionately known as "The Shoe," the arena was renamed Fifth Third Arena at Myrl H. Shoemaker Center in 2004 in recognition of Fifth Third Bank's support of the Varsity Village facilities enhancement project. Fifth Third Bank remains a valued long-term campus-wide partner on numerous initiatives.

In 2002, the floor was named Ed Jucker Court in honor of the head coach who led Cincinnati to its two national titles in 1961 and 1962.

NEW ARENA FEATURES

- » Renovation of the building facade, entries and plazas, including the addition of an outdoor videoboard
- » Two 360-degree concourses and permanent lower bowl with court-centric seating and new chairback seating
- » New hospitality areas, including main and upper level concourse bars available to all fans and the addition of three exclusive clubs - the Arena Club, the Champions Club and the Mercedes-Benz Courtside Club
- » New upper-level concourse with its own fan amenities, including new restrooms, concessions and a specialty drink bar
- » Additional bars at the north end of the main and upper concourses - the Armory Bar and the Queen City Bar - that highlight UC Athletics' partnerships with Braxton, MadTree and Rhinegeist
- » New center-hung videoboard, ribbon boards, sound system and LED lighting to enhance game atmosphere
- » Increased points and sale for concessions including some of Cincinnati's favorite food options - Buffalo Wings & Rings, Frisch's, Skyline Chili and Taste of Belgium
- » Open entrance plaza with centralized ticketing and guest services along with the new Fan First Center

- » **NEWEST MEMBER OF 1,000-POINT CLUB:** Cumberland became the 53rd member of Cincinnati's 1,000-point club when he poured in a career-high 34 points against USF (1/15). He becomes the ninth Bearcat to join the club during the Cronin coaching era, joining Sean Kilpatrick (2nd at 2,145 points), Deonta Vaughn (4th at 1,885), Yancy Gates (15th at 1,485), Gary Clark (16th at 1,462), Troy Caupain and Cashmere Wright (T22nd at 1,317), Dion Dixon (25th at 1,281), and Jacob Evans III (31st at 1,233).
- » Cumberland enters the Houston game in 36th place on the list with 1,134 career points.

MOST 20-POINT GAMES - SEASON (CRONIN ERA)

RK	NAME (YEARS)	POINTS
1.	Sean Kilpatrick (2013-14)	19
T2.	Deonta Vaughn (2007-08)	11
T2.	Jarron Cumberland (2018-19)	11

MOST 20-POINT GAMES - CAREER (CRONIN ERA)

RK	NAME (YEARS)	POINTS
1.	Sean Kilpatrick (2011-14)	37
2.	Deonta Vaughn (2007-10)	27
3.	Jarron Cumberland (2017-Present)	14

MOST 30-POINT GAMES - SEASON (CRONIN ERA)

RK	NAME (YEARS)	POINTS
1.	Deonta Vaughn (2007-08)	3
2.	Sean Kilpatrick (2012-13)	2
T3.	Jarron Cumberland (2018-19)	1
T3.	Troy Caupain (2015-16)	1

MOST 30-POINT GAMES - CAREER (CRONIN ERA)

RK	NAME (YEARS)	POINTS
1.	Deonta Vaughn (2007-10)	4
2.	Sean Kilpatrick (2011-14)	3
T3.	Jarron Cumberland (2017-Present)	1
T3.	Troy Caupain (2014-17)	1

MOST POINTS IN A GAME - CAREER (CRONIN ERA)

RK	NAME (YEARS)	POINTS
1.	Troy Caupain vs. UConn (3/11/16) - 40T	37
T2.	Sean Kilpatrick vs. Marquette (1/19/13)	36
T2.	Deonta Vaughn vs. Coastal Carolina (11/16/07)	36
T4.	Jarron Cumberland vs. USF (1/15/19)	34
T4.	Sean Kilpatrick vs. Memphis (3/6/14)	34
T4.	Deonta Vaughn vs. Notre Dame (2/4/09)	34
T4.	Deonta Vaughn vs. UConn (1/23/08)	34

POINTS (CAREER - CINCINNATI HISTORY)

RK	NAME (YEARS)	POINTS
1.	Oscar Robertson (1958-60)	2,973
2.	Sean Kilpatrick (2011-14)	2,145
3.	Steve Logan (1999-2002)	1,985
--		
33.	Rick Roberson (1967-69)	1,196
34.	Tom Thacker (1961-63)	1,152
35.	Jim Holstein (1950-52)	1,146
36.	Jarron Cumberland (2017-Present)	1,134

#3 JUSTIN JENIFER, G

- » **IMPROVING FROM THREE:** Justin Jenifer made a career-high six three-pointers and matched his career-high with 18 points against Tulsa (1/24). He made four threes at Memphis (2/7) while scoring 14 points.
- » Jenifer has made 18 of his last 37 tries (.486) from long range over the past six games. He has made at least one triple in 15 of his last 18 games.
- » **LEAGUE RANKINGS (SEASON):** Entering the weekend, Jenifer ranked among the league leaders in assist-to-turnover ratio (1st at 4.9), three-point field goal percentage (1st at .449) and assists (12th at 3.3).
- » **TAKING CARE OF THE BALL:** Justin Jenifer ranked second in the nation entering Friday with a 4.87-to-1 assist-to-turnover ratio. He has 73 assists with 15 turnovers in 2018-19.
- » The NCAA single-season record for assist-to-turnover ratio is 5.17 set by Iowa State's Monte Morris (217 assists to 42 turnovers) in 2016-17.
- » Jenifer's 15 turnovers this season are the fewest in The American among players listed among the leaders in assist-to-turnover ratio. He has recorded only four multi-turnover games in 2018-19.
- » Jenifer matched a career high handing out nine assists with one turnover against Xavier (12/8). He has handed out as many as six assists on two other occasions: N.C. Central (11/13) and at UNLV (12/1).
- » Sat out the Milwaukee (11/16) game with a stomach virus.

#15 CANE BROOME, G

HONORS:

- 2018 Emerald Coast Classic All-Tournament Team
- » **2018-19 SEASON NOTES:** Broome was named to the Emerald Coast Classic All-Tournament team after scoring a game-high 21 points on 7-of-13 shooting against George Mason (11/23) in the semifinals. It marked the most points he's scored in a game as a Bearcat.
- » Broome poured in 17 points on 6-of-7 shooting with three assists against Tulane (1/2/19) in his first start since the Milwaukee (11/16) game - a span of 10 games.
- » **AT THE FREE THROW LINE:** Entering the weekend, Broome ranks among AAC leaders in free throw percentage during league games only (T10th at .786). He has made 11 of his last 13 tries from the charity stripe.
- » **OUTSTANDING EFFORT AT TULSA:** Broome helped rally the Bearcats to a 70-65 overtime win at Tulsa (1/10). He scored Cincinnati's final 14 points of regulation, including a jumper with a foot on the three-point line that tied the score at 58 with 0.7 seconds left. He ended with 16 points on 6-of-12 shooting with a pair of threes and six assists.
- » **1,500 CAREER POINTS:** With three points against Xavier (12/8), Broome passed the 1,500-point mark for his career. He has 1,589 career points entering the Houston game, having scored 453 points at Cincinnati (2017-18 & 2018-19) and 1,136 points while at Sacred Heart (2014-15 & 2015-16).
- » Transfer from Sacred Heart, who became eligible to play in 2017-18 after sitting out the 2016-17 campaign.

PREVIOUS HONORS:

- 2016 Player of the Year Northeastern Conference
- 2016 NEC First Team
- 2016 AP Honorable Mention All-American
- 2016 USBWA All-District I First Team
- 2016 All-ECAC First Team
- 2016 NABC All-District 18 First Team
- 2016 All-MET Basketball Writers' Assoc. First Team
- 2015 NEC All-Rookie Team

- » **NATIONAL NUMBERS:** Broome ranked eighth in the nation in scoring (23.1 points) in 2015-16. He led all active sophomores in the nation with 1,157 career points following the 2015-16 season.

#13 TREVON SCOTT, F

- » **DOUBLE-DOUBLES:** Trevon Scott has recorded all four of his career double-doubles this season: He poured in a career-high 22 points while grabbing 10 rebounds against Northern Kentucky (12/4). He also made a career-best 12 of 13 free throws against the Norse.
- » Scott tallied 13 points and a career-high 11 rebounds against Tulsa (1/24).
- » Scott posted 10 points and 10 rebounds against Xavier (12/8). He registered his first collegiate double-double with 15 points and 10 rebounds against Milwaukee (11/16).
- » **LEAGUE RANKINGS (SEASON):** Entering the weekend, Scott ranked among AAC's leaders in rebounds (10th at 6.4), defensive rebounds (12th at 4.4), field goal percentage (10th at .509) and minutes played (24th at 29.3).
- » **BIG STEP FORWARD IN 2018-19:** Scott already has surpassed his point production from all of last season, tallying 218 points entering the Memphis game. He scored 110 points a year ago and 107 points during 2016-17. He ranks third on the 2018-19 team, averaging 9.5 points.
- » Scott ranks first on the team in rebounds (6.4 per game) and second in minutes played (29.3). He has led the Bearcats on the boards in 12 games this season.
- » **GRADUATION CEREMONY TO REMEMBER:** Scott earned his undergraduate degree in interdisciplinary studies in three and a half years in mid-December. Scott couldn't join in UC's commencement ceremonies on campus as the Bearcats were on the road to play Mississippi State. However, UC head coach Mick Cronin and the Bearcats created their own ceremony following the team's gameday shoot around at Humphrey Coliseum in Starkville. Cronin and Scott donned the traditional cap and gown and Cronin presented the redshirt junior with his degree.
- » **FAMILY AFFAIR:** Trevon Scott's twin sisters (identical) - Jada and Jadyn Scott - signed nation letters of intent on Wednesday, Nov. 14, to play for first-year Cincinnati women's basketball head coach Michelle Clark-Heard beginning in 2019-2020. The twins, both Top 40 wing prospects according to ESPN, attend Frederica Academy in Saint Simons Island, Ga.

#33 NYSIER BROOKS, C

- » **SINCE START OF AAC PLAY:** Entering the weekend, Nysier Brooks was second in the AAC in blocks per game (1.8) and tied for seventh in offensive rebounds (2.4) since the start of league play.
- » **BLOCKS:** Brooks has recorded at least two blocks in 14 games this season and has at least one block in 18 of 23 games.
- » Nysier Brooks matched a career high scoring 17 points on 6-of-8 shooting from the field with six rebounds against UConn (1/12). He also tallied 17 points against South Carolina State (12/22).
- » Brooks has started all 23 games for UC in 2018-19 after only having two career starts prior. He is averaging 22.0 minutes in 2018-19 after entering the season averaging 9.1 minutes for his career.
- » **DOUBLE-DOUBLES:** Tallied a career-best 15 points and 10 rebounds against Western Michigan (11/19). The effort included shooting 5 of 11 from the field and 5 of 5 from the foul line to go with a pair of blocks.

- » A game prior, Brooks registered 12 points on 5-of-5 shooting from the floor with 10 rebounds and a pair of blocks against Milwaukee (11/16).
- » **LEAGUE RANKINGS (SEASON):** Entering the weekend, Brooks ranked among AAC leaders in blocks (3rd at 1.5), offensive rebounds (13th at 2.1) and rebounds (T17th at 5.7).

#2 KEITH WILLIAMS, G

- » **2018-19 SEASON NOTES:** Moved into the starting lineup in the second game of the season and has started 21 of 22 games since. Came off the bench against Tulane (1/2).
- » Williams has scored 10 or more in 13 of the last 17 games.
- » **LEAGUE RANKINGS (SEASON):** Entering the weekend, Williams ranks among AAC leaders in field goal percentage (14th at .495).
- » **LEAGUE RANKINGS (AAC PLAY):** Entering the weekend, Williams ranks among league leaders in steals (T9th at 1.3), field goal percentage (11th at .494), blocks (T13th at 0.9), and scoring (29th at 10.8).
- » The Brooklyn, N.Y., native scored a career-high 19 points on 8-of-13 shooting with a trio of three-pointers and four assists against UCLA (12/19).
- » Williams posted 16 points on 7-of-14 shooting with four rebounds and two blocks against Xavier (12/8).
- » Williams helped will the Bearcats to victory at UNLV (12/1), scoring 15 points on 5-of-10 shooting with a pair of threes to go with a career-high eight rebounds in 29 minutes.
- » He started but played only 11 minutes against South Carolina State (12/22) due to illness.

CINCINNATI ANNOUNCES SERIES WITH TENNESSEE; ALSO WILL PLAY IOWA AT 2019 CHICAGO LEGENDS EVENT

- » Cincinnati announced on Dec. 11 a home-and-home series with Tennessee beginning next season in the Queen City.
- » Cincinnati will play host to Tennessee on Dec. 18, 2019 at Fifth Third Arena. The following season, the Bearcats will travel to Knoxville, Tennessee, to battle the Volunteers on Dec. 12, 2020 at Thompson-Boling Arena.
- » In early December, it also was announced that Cincinnati will play Iowa in the Chicago Legends event on Dec. 21, 2019 at the United Center. The matchup is part of a doubleheader that also features Dayton playing Colorado.

SAMARI CURTIS SIGNS WITH UC

- » Samari Curtis signed a national letter of intent on Wednesday, Nov. 14, 2018 to attend the University of Cincinnati and play basketball for the Bearcats beginning with the 2019-2020 season.
- » Curtis, a 6-foot-4, 185-pound guard from Xenia, Ohio, averaged 30.4 points, 5.2 assists and 5.1 rebounds while shooting 49.7 percent (166 of 334) from the field as a junior at Xenia High School in 2017-18. It marked the second consecutive season Curtis led the Greater Western Ohio Conference (GWOC) in scoring after averaging 24.1 points as a sophomore.
- » A four-star prospect according to 247Sports.com, Curtis is listed as the fourth-best player in Ohio and ranked 124th nationally. Rivals.com lists him among their Top 150 players in the Class of 2019.
- » A two-time All-GWOC selection and District 9 honoree, Curtis was named All-Ohio Third Team for Division I in 2017-18 by the Ohio Prep Sportswriters Association (OPSWA). The same group tabbed him as an honorable mention selection in 2016-17.

- SEASON NOTES -

FIFTH THIRD ARENA REOPENS

- » After a 20-month, privately funded \$87-million renovation Fifth Third Arena reopens in 2018-19.
- » A record of more than 9,000 season tickets have been sold for the 2018-19 campaign.
- » The Bearcats played their 2017-18 home schedule at BB&T Arena (9,400 capacity) on the campus of Northern Kentucky University in Highland Heights, Ky. It marked the first time the Bearcats played their home games off campus since the 1988-89 season when Cincinnati Gardens served as UC's host venue.
- » The Bearcats have registered a 398-80 record (.833 win percentage), making 21 NCAA appearances, six Sweet 16 appearances and one Final Four appearance while winning 11 conference titles, since the arena opened for the 1989-90 campaign.
- » UC recorded an 18-0 home record in 2016-17.

OVER THE LAST EIGHT-PLUS SEASONS

- » Cincinnati is one of six schools in the nation to have appeared in the last eight NCAA Tournaments, joining Duke, Gonzaga, Kansas, Michigan State and North Carolina.
- » **UC'S ACHIEVEMENTS OVER THE LAST 8-PLUS SEASONS:**
- » 227-75 overall record (.752 win percentage)
- » 81 wins in AAC play (league best)
- » Won two AAC regular-season titles (2014 & 2018) and the 2018 AAC tournament championship.
- » 135-21 home record (.865 win percentage), including a 46-2 mark over the past two-plus seasons.
- » Ranked in the AP Top 25 poll for 69 weeks.
- » Ranked in the Top 25 nationally for scoring defense, field goal percentage defense and blocks shots each of the past six seasons.
- » 23 all-conference awards won by 10 different players.
- » Four former players signing with NBA teams (Troy Caupain, Gary Clark, Jacob Evans III and Sean Kilpatrick).

BEARCAT POINTS OF PRIDE

- » Cincinnati is one of six schools in the nation to have appeared in the last eight NCAA Tournaments, joining Duke, Gonzaga, Kansas, Michigan State and North Carolina.
- » The Bearcats are one of eight teams to appear in the NCAA Tournament at least 22 times since 1992.
- » Cincinnati is one of 18 programs in the nation with 32 or more NCAA Tournament appearances.
- » UC ranks 14th in the nation for most all-time wins (1,807).
- » Cincinnati's 2017-18 squad tied the school record for wins in a season with 31. The Bearcats posted 30 wins in back-to-back seasons (2016-17 and 2017-18) for the first time in school history. UC has won 26 or more games in five of the last eight seasons and has won at least 22 games in each of the last eight seasons.
- » UC head coach Mick Cronin ranks as the winningest coach in the nation among active coaches his age (47) or younger and has the second-most Division I wins (357) among active coaches under 50-years old.
- » Cronin also ranks as one of only six coaches to take his team to the NCAA Tournament in each of the last eight years, joining Mark Few (Gonzaga), Tom Izzo (Michigan State), Mike Krzyzewski (Duke), Bill Self (Kansas) and Roy Williams (North Carolina).
- » Since the 2011-12 academic year, 21 of 24 UC men's basketball seniors have graduated including 12 straight. Redshirt junior Trevon Scott graduated in December while seniors Cane Broome and Justin Jenifer should graduate in April.

CINCINNATI TRADITION - BY THE NUMBERS

- » 2 National Titles (1961, 1962)
- » 6 Final Fours (1959-63, 1992)
- » 8 Elite Eights (Last: 1996)
- » 11 Sweet Sixteens (Last: 2012)
- » 32 NCAA Tournament Appearances
- » 22 NCAA Tournament Appearances since 1992
- » 10 NIT Appearances
- » 29 Conference Regular-Season Titles (Last: 2018)
- » 11 Conference Tournament Titles (Last: 2018)
- » 1,808 all-time wins (14th in nation)
- » 31 All-Americans (Last: Gary Clark [2018])
- » 81 All-Conference Selections
(Last: Gary Clark & Jacob Evans III [2018])
- » 57 NBA Draft Picks (Last: Jacob Evans III [2018])
- » 53 members of 1,000-point club
- » Ranked as the No. 10 program in the nation by the Associated Press in a 2017 ranking of school's with the most appearance in the AP poll.
- » 427 weeks ranked in AP Top 25
- » 212 weeks ranked in AP Top 10
- » 45 weeks ranked as AP No. 1
- » 2 Members of National Basketball Hall of Fame
Jack Twyman & Oscar Robertson
- » 2 Olympic Gold Medalists
Robertson (1960) & George Wilson (1964)

NCAA DIVISION I WINS - TOP 20 (THRU FEB. 7)

Rk	Team	Wins
1.	Kentucky	2,282
2.	Kansas	2,266
3.	North Carolina	2,251
4.	Duke	2,164
5.	Temple	1,920
6.	Syracuse	1,899
7.	UCLA	1,881
8.	Notre Dame	1,878
9.	St. John's	1,849
10.	Indiana	1,829
11.	BYU	1,825
12.	Utah	1,814
13.	Arizona	1,810
14.	Cincinnati	1,808
15.	Purdue	1,792
16.	Western Kentucky	1,788
17.	Illinois	1,786
18.	Penn	1,784
19.	Texas	1,784
20.	Washington	1,783

MOST DIVISION I COACHING WINS - UNDER AGE OF 50 (THRU FEB. 7)

Name (Team)	Age	Career W-L
1. Sean Miller (Arizona)	49	383-129
2. Mick Cronin (Cincinnati)	47	357-167
3. Matt Painter (Purdue)	48	335-163
4. Scott Drew (Baylor)	48	333-213
5. Brad Brownell (Clemson)	49	331-206
6. Travis Ford (Saint Louis)	48	324-270
7. Tony Bennett (Virginia)	49	310-120
8. Will Brown (Albany)	47	292-265

- Ages as of Nov. 1, 2018

-GOBEARCATS.COM-



AWARDS

- » 2018 Sporting News National Coach of the Year
- » 2018 Naismith Trophy National Coach of the Year Semifinalist
- » 2014 American Athletic Conference Coach of the Year
- » 2014 NABC District 25 Coach of the Year
- » 2014 USBWA Henry Iba Award Finalist
- » 2006 Ohio Valley Conference Coach of the Year

NOTES & ACCOMPLISHMENTS

- » One of only six coaches to take his team to the NCAA Tournament in each of the last eight years, joining Mark Few (Gonzaga), Tom Izzo (Michigan State), Mike Krzyzewski (Duke), Bill Self (Kansas) and Roy Williams (North Carolina).
- » Leads the nation for most Division I wins (357) among active coaches age 47 or younger and ranks second in the same statistic among coaches under the age of 50.
- » Cincinnati has ranked among the nation's Top 25 defenses each of the last six seasons in scoring defense, field-goal percentage defense and blocks per game.
- » The Bearcats claimed the 2014 and 2018 American Athletic Conference regular-season crown and the 2018 AAC Tournament.
- » Murray State won the 2004 Ohio Valley Tournament crown and the 2006 OVC regular-season and tournament title.
- » Cronin has directed 10 teams to the NCAA Tournament as a head coach and advanced 15 teams to the Big Dance as a head coach or assistant.

CINCINNATI HEAD COACH MICK CRONIN

Mick Cronin's tenure as head basketball coach at the University of Cincinnati has seen the rebirth of the Bearcats, rising from a program that featured only one returning scholarship player when he arrived in 2006-07 to one that recorded the first back-to-back 30-win seasons in school history (2016-17 and 2017-18); claimed the 2018 American Athletic Conference regular-season and tournament championships; made its eighth consecutive appearance in the NCAA Tournament and returns to an \$87-million newly renovated Fifth Third Arena in 2018-19.

Cronin is one of six coaches in the nation to take his team to the NCAA Tournament each of the past eight seasons, along with Mark Few (Gonzaga), Tom Izzo (Michigan State), Mike Krzyzewski (Duke), Bill Self (Kansas) and Roy Williams (North Carolina).

Cronin was named the 2018 Sporting News Coach of the Year and a semifinalist for the Naismith Trophy National Coach of the Year Award last season.

The Cincinnati native and UC alumnus leads the nation in Division I wins (357) and total NCAA Tournament appearances (10) among active coaches his age (47-years old) or younger and ranks second in Division I wins among active coaches under the age of 50.

Built on toughness, tenacious defense and continuous all-out effort, Cronin's Bearcats rank as one of two programs (along with Virginia) to be listed among the nation's top 25 in scoring defense each of the past six seasons. You can also find Cincinnati's name listed among the top 25 teams in field-goal percentage defense and blocks per game every year since 2012-13.

Cronin has guided Cincinnati to two AAC regular season titles (2013-14 and 2017-18) in the five-year history of the league and directed the Bearcats to the 2018 American Championship - UC's first conference tournament title since 2004.

At Murray State from 2004-2006, Cronin guided the Racers to two Ohio Valley Conference tournament titles and one regular-season crown while receiving OVC Coach of the Year distinction in 2006.

Along with his three seasons in Murray, Cronin has compiled a 357-167 career record in 15 years as a college head coach, including a 288-143 mark at Cincinnati.

Cronin's rebuilding job at Cincinnati began immediately when his first squad featured only one returning starter for the 2006-07 campaign. He tirelessly went to work setting the culture necessary to building long-term success while competing within arguably the sport's toughest league - the old BIG EAST Conference.

Despite the surroundings, Cincinnati began the retooling process, becoming the only program from a major conference to improve its win total every season from 2007 to 2011, building from 11 wins in 2007 to 26 victories and a return to the NCAA Tournament in 2011.

Now a fixture at the Big Dance, Cincinnati can include itself among an elite list of six programs appearing in eight consecutive NCAA Tournaments, along with Duke, Gonzaga, Kansas, Michigan State and North Carolina.

EIGHT CONSECUTIVE TRIPS TO THE NCAA TOURNAMENT

2017-18: Cincinnati matched the school record for wins while posting a 31-5 overall record, marking the first time in program history the Bearcats posted 30 or more wins in back-to-back seasons. The Bearcats won their first outright regular-season league title since 2002 and their first conference tournament title since 2004. UC won 16 consecutive games and climbed to No. 5 in Associated Press poll while making its eighth consecutive appearance in the NCAA Tournament. Gary Clark won Associated Press honorable mention honors along with the American Athletic Conference Player of the Year, Defensive Player of the Year, American Championship Most Valuable Player and Sportsmanship awards. Clark and Jacob Evans III were tabbed AAC first team selections while Kyle Washington received honorable mention all-league accolades.

2016-17: Cincinnati achieved a 30-6 overall record, marking the second time in program history the Bearcats posted 30 wins in a season. UC advanced to the second round of the NCAA Tournament and tied the school record for league victories (16-2) while finishing second in the American Athletic Conference. The Bearcats also posted an 18-0 home record, the fourth undefeated season at Fifth Third Arena and were ranked in the national polls for 15 weeks during the season, a Cronin-era record high. The UC head coach also achieved a personal milestone, registering his 300th career victory against Tulsa on Feb. 18.

2015-16: Cincinnati won 11 of its final 15 games of the regular season, including a 61-54 win over then-No. 24 SMU, to register its sixth consecutive NCAA Tournament appearance. Junior Troy Caupain received first team all-conference accolades while sophomore Gary Clark was named the league's defensive player of the year and second-team all-conference honoree. The Bearcats finished 22-11 overall and tied for third in the league with a 12-6 mark.

2014-15: A young, inexperienced group of newcomers and role players overcame the loss of its head coach due to health reasons and banded together to register a 23-11 mark and achieve the program's first second-round NCAA Tournament appearance since 2012. UC finished third in the conference but swept league-winner SMU and registered a victory at second-place Tulsa (in the only meeting between the schools) to secure the school's fifth consecutive NCAA Tournament invite. The Bearcats outlasted Purdue 66-65 in overtime in the first round of the NCAA Tournament before falling to previously unbeaten Kentucky, 64-51.

2013-14: Cincinnati won a share of the inaugural American Athletic Conference regular-season crown, the program's first conference title since 2003-04, behind the efforts of AP All-American Sean Kilpatrick and league defensive player of the year Justin Jackson. Kilpatrick led The American with 20.6 points per game and Cronin was

named The American's Coach of the Year in leading UC to a 27-7 record - its most wins since 2001-02. The Bearcats strung together 15 consecutive wins, including their first 11 league games. UC was listed among the top 15 teams in the AP poll during each of the last eight weeks of the regular season, climbing as high as seventh.

2012-13: Senior Cashmere Wright fought through nagging injuries and, along with fellow senior JaQuon Parker and junior Sean Kilpatrick, helped lead the Bearcats to a 22-12 overall record and third consecutive NCAA Tournament appearance. Wright finished his career as UC's all-time steals leader (198) and Cronin claimed his 200th career coaching win. The Bearcats ranked sixth nationally with 6.1 blocks per game.

2011-12: Cincinnati advanced to the NCAA Sweet 16, registered 26 wins for the second consecutive season and defeated a school-record eight nationally ranked teams, including No. 2 Syracuse in the semifinals of the BIG EAST Championship. The Bearcats posted a school-record 12 wins in the BIG EAST en route to tying for fourth place in the league standings and finishing as runners up in the league tournament. Yancy Gates capped off his career as one of only six players in program history to compile more than 1,400 points and 900 rebounds. The Bearcats outlasted Texas and Florida State before falling to Ohio State in the NCAA Tournament regional semifinals.

2010-11: Cincinnati won its first 15 games of the season and closed strong with five victories in its last six regular-season contests to secure its first NCAA Tournament appearance since 2005. Yancy Gates led the Bearcats with 11.9 points and 6.9 rebounds and Sean Kilpatrick was named to the BIG EAST All-Rookie team. UC defeated Missouri 78-63 before falling to eventual national champion UConn 69-58 in the second round of the NCAA Tournament. The Bearcats finished 26-9 overall.

PRIOR TO CINCINNATI

Success seems to follow Cronin, who came to Cincinnati after serving three years as head coach at Murray State (2004-06). As mentor of the Racers, Cronin compiled a 69-24 overall record while earning a pair of NCAA Tournament berths.

In his debut season as head coach, Cronin directed Murray State to a school-best 28-6 record, the Ohio Valley Conference Tournament championship and an NCAA Tournament appearance. His 28 wins were the sixth most in NCAA history for a first-year head coach at the time. He earned OVC Coach of the Year honors two seasons later, guiding Murray State to another OVC regular-season title, league tournament crown and NCAA Tournament appearance with a 24-6 mark in 2005-06.

Prior to Murray State, Cronin built a sterling reputation for his ability to evaluate and recruit top talent. In his stint at UC as an assistant coach for Bob Huggins from 1997-2001, Cronin recruited several top players, including NBA Draft selections Steve Logan (Golden State); DerMarr Johnson (Atlanta); Pete Mickeal (Dallas); Kenny Satterfield (Dallas); and Jason Maxiell (Detroit).

Following the 2000-01 season, Cronin became the associate head coach and recruiting coordinator at Louisville, under Rick Pitino. In his first year, Cronin helped attract a top-10 ranked recruiting class.

COMMUNITY INVOLVEMENT

Cronin's passion for success on the court also carries over to the local community where he is committed to making a difference. He currently serves as a board member on both the American Cancer Society in Cincinnati and the ACS's Coaches vs. Cancer program.

He also assists with a major fundraising event - Soul of the City Soiree - for Our Daily Bread that has generated more than \$100,000 multiple times to assist the soup kitchen and community center in Cincinnati.

Cronin also annually speaks with the Young Executive Group of the Catholic Inner-City Schools Education (CISE) Fund. The group raises money from area corporations to help give children from low income urban settings the opportunity to attend Catholic schools.

During the 2013-14 season, Cronin also wrote a column in the Cincinnati Enquirer highlighting the dangers of texting while driving as part of the AT&T sponsored "It Can Wait" campaign. He spotlighted the campaign again during an on-campus awareness event in October 2014.

PATH TO COACHING

Cronin has long held great pride in the Queen City, the University of Cincinnati and the sport of basketball. As a child growing up on the west side of town, he used to follow his father Harold "Hep" Cronin -- a highly successful local high school coach with more than 400 career wins -- around the gyms of Cincinnati. A product of LaSalle High School, Cronin had his playing career end sooner than expected due to a knee injury in high school.

That didn't stop his desire to find his place in basketball. While completing his undergraduate degree at UC, Cronin served as assistant varsity coach and head junior varsity coach at Woodward High School. He helped develop six players who went on to play Division I college basketball, including former Bearcat Damon Flint, who ranks among the top 25 scorers in program history.

Cronin made the jump from high school to college coaching during the 1996-97 season joining Huggins as video coordinator at UC. A year later, Cronin was elevated to an assistant coach for the Bearcats, setting the stage for his long tenure in college basketball.

Cronin resides in Cincinnati with his 12-year old daughter, Samantha.



CRONIN'S YEARLY COACHING RECORD

SEASON	SCHOOL (CONF.)	POSITION	RECORD/CONF.	POSTSEASON (RECORD)
1996-97	Cincinnati (C-USA)	Video Coordinator		
1997-98	Cincinnati (C-USA)	Asst. Coach	27-6/14-2	NCAA Second Round (1-1)
1998-99	Cincinnati (C-USA)	Asst. Coach	27-6/12-4	NCAA Second Round (1-1)
1999-00	Cincinnati (C-USA)	Asst. Coach	29-4/16-0	NCAA Second Round (1-1)
2000-01	Cincinnati (C-USA)	Asst. Coach	25-10/11-5	NCAA Regional Semifinals (2-1)
2001-02	Louisville (C-USA)	Assoc. Head Coach	19-13/8-8	NIT (1-1)
2002-03	Louisville (C-USA)	Assoc. Head Coach	25-7/11-5	NCAA Second Round (1-1)
2003-04	Murray State (OVC)	Head Coach	28-6/14-2	NCAA First Round (0-1)
2004-05	Murray State (OVC)	Head Coach	17-11/11-5	---
2005-06	Murray State (OVC)	Head Coach	24-7/17-3	NCAA First Round (0-1)
Murray State Totals		3 years	69-24/42-10	.742/.808
2006-07	Cincinnati (BIG EAST)	Head Coach	11-19/2-14	---
2007-08	Cincinnati (BIG EAST)	Head Coach	13-19/8-10	College Basketball Invitational (0-1)
2008-09	Cincinnati (BIG EAST)	Head Coach	18-14/8-10	---
2009-10	Cincinnati (BIG EAST)	Head Coach	19-16/7-11	NIT (1-1)
2010-11	Cincinnati (BIG EAST)	Head Coach	26-9/11-7	NCAA Second Round (1-1)
2011-12	Cincinnati (BIG EAST)	Head Coach	26-11/12-6	NCAA Regional Semifinals (2-1)
2012-13	Cincinnati (BIG EAST)	Head Coach	22-12/9-9	NCAA First Round (0-1)
2013-14	Cincinnati (American)	Head Coach	27-7/15-3	NCAA First Round (0-1)
2014-15	Cincinnati (American)	Head Coach	23-11/13-5	NCAA Second Round (1-1)
2015-16	Cincinnati (American)	Head Coach	22-11/12-6	NCAA First Round (0-1)
2016-17	Cincinnati (American)	Head Coach	30-6/16-2	NCAA Second Round (1-1)
2017-18	Cincinnati (American)	Head Coach	31-5/16-2	NCAA Second Round (1-1)
2018-19	Cincinnati (American)	Head Coach	19-3/8-1	
Cincinnati Totals		13th season	288-143/138-86	.668/.616
Head Coaching Totals		16th season	357-167/180-96	.681/.652

CRONIN'S RECORD AGAINST ALL OPPONENTS					
SCHOOL	W-L	SCHOOL	W-L	SCHOOL	W-L
Alabama	1-0	Kansas State	1-0	Southern Illinois	1-2
Alabama State	2-0	Kennesaw State	1-0	SE Louisiana	1-0
Albany	1-0	Kentucky	0-1	Southern Miss	1-0
Appalachian State	1-0	Lipscomb	2-0	South Carolina State	1-0
Arkansas-Little Rock	1-0	Louisville	5-7	South Carolina Upstate	1-0
Arkansas-Pine Bluff	5-0	Marquette	3-4	South Dakota	1-0
Arkansas Tech	1-0	Marshall	2-1	St. Francis (Pa.)	2-0
Austin Peay	4-1	Maryland	1-0	St. John's	5-6
Baylor	0-0	Maryland Eastern Shore	1-0	Saint Joseph's	0-0
Belmont	0-1	Memphis	8-5	St. Mary's (Calif.)	0-1
Bowling Green	2-1	Miami (Ohio)	5-0	Stony Brook	1-0
Bradley	0-1	Middle Tennessee	2-0	Syracuse	2-6
Brown	1-0	Milwaukee	1-0	Texas	1-0
Buffalo	1-0	Mississippi State	2-1	TCU	1-0
Butler	0-2	Mississippi Valley State	1-0	Temple	9-3
Cal-State Bakersfield	1-0	Missouri	1-1	Tennessee	0-1
Cal-Davis	1-0	Morehead State	8-0	Tennessee State	5-1
Campbell	2-0	Morgan State	1-0	Tennessee Tech	3-2
Campbellsville	1-0	Mount St. Mary's	1-0	Tennessee-Martin	9-0
Central Michigan	1-0	Nebraska	2-1	Texas A&M-CC	1-1
Charleston Southern	1-0	Nevada	0-1	Texas-San Antonio	2-0
Chicago State	3-0	New Mexico	0-2	Texas Southern	3-0
Cincinnati	0-1	Norfolk State	1-0	Toledo	2-0
Cleveland State	1-0	North Carolina	0-1	Tulane	6-1
Coastal Carolina	2-0	North Carolina A&T	1-0	Tulsa	7-1
Coppin State	1-0	North Carolina Central	3-0	UAB	1-4
Creighton	0-1	NC State	3-1	UCF	8-1
Dayton	1-1	Northern Kentucky	1-0	UCLA	2-1
Delaware State	2-0	Northwestern State	1-0	UConn	13-13
DePaul	6-3	Notre Dame	3-7	UMass Lowell	1-0
East Carolina	5-2	Oakland	1-0	UNLV	2-0
Eastern Illinois	6-1	Ohio	0-1	USC Upstate	2-0
Eastern Kentucky	6-1	Ohio State	0-3	USF	14-4
Fairfield	1-0	Oklahoma	2-0	Utah Valley	1-0
Fairleigh Dickinson	1-0	Ole Miss	1-1	Vanderbilt	1-0
Florida	0-1	Oregon	1-0	Villanova	4-4
Florida A&M	1-0	Penn State	1-0	VCU	1-1
Florida State	1-1	Pittsburgh	4-8	Wagner	2-0
George Mason	1-0	Prairie View A&M	1-0	Weber State	1-0
Georgetown	6-6	Presbyterian	0-1	West Florida	1-0
Georgetown College	1-0	Providence	4-5	West Virginia	3-5
George Washington	1-0	Purdue	1-0	Western Carolina	3-0
Georgia	1-0	Radford	1-0	Western Illinois	1-0
Georgia Southern	1-0	Rhode Island	0-1	Western Kentucky	1-1
Georgia State	1-0	Rice	2-0	Western Michigan	1-0
Gonzaga	0-1	Richmond	1-0	Winthrop	1-0
Harvard	0-1	Robert Morris	1-0	Wichita State	2-1
High Point	1-0	Rutgers	8-4	Wofford	0-1
Houston	9-2	Saint Joseph's	0-1	Wright State	3-0
Howard	1-0	Samford	3-3	Wyoming	1-0
Illinois	0-1	San Diego State	1-0	Xavier	5-8
Illinois-Chicago	1-0	Savannah State	2-0		
Illinois State	0-1	Seton Hall	4-3		
Iowa State	2-1	SIU-Edwardsville	2-0		
IPFW	1-0	SMU	8-4		
Jacksonville State	6-0	SE Missouri State	5-2		

*Possible 2018-19 opponents
in boldface*

Possible 2018-19 opponents
in boldface

CINCINNATI'S DEFENSIVE NUMBERS UNDER CRONIN

CINCINNATI'S DEFENSIVE STATISTICS DURING THE MICK CRONIN ERA (12-PLUS SEASONS; 2007-PRESENT)

YEAR	UC RECORD	OPP FGM-FGA	OPP FG%	OPP 3FGM-3FGA	OPP 3FG%	OPP PPG	GAMES ALLOWED <70 PTS	GAMES ALLOWED <60 PTS	GAMES ALLOWED <50 PTS	GAMES ALLOWED <40% FG	GAMES ALLOWED <35% FG	FORCED TURNOVERS	UC BLOCKS	UC STEALS
2006-07	11-19	685-1539	.445	231-612	.377	67.7	14	8	2	8	4	451	58	230
2007-08	13-19	717-1669	.430	209-621	.337	67.8	18	7	2	8	3	380	73	169
2008-09	18-14	752-1802	.417	186-581	.320	66.3	19	10	3	13	7	406	103	183
2009-10	19-16	807-1954	.413	230-676	.340	66.5	23	12	1	13	5	423	107	199
2010-11	26-9	735-1790	.411	171-529	.323	(9th) 59.6	30	18	7	17	7	492	129	258
2011-12	26-11	849-2063	.412	207-641	.323	(40th) 61.5	29	15	4	16	7	518	(44th) 170	(43rd) 298
2012-13	22-12	716-1851	(14th) .387	171-562	(34th) .304	(22nd) 59.0	30	18	3	16	9	452	(7th) 208	240
2013-14	27-7	690-1745	(19th) .395	182-568	.320	(4th) 58.4	31	19	6	19	8	485	(20th) 188	(24th) 268
2014-15	23-11	700-1804	(15th) .388	192-601	.319	(6th) 55.8	33	22	7	21	11	409	(11th) 185	222
2015-16	22-11	750-1907	(13th) .393	240-672	.357	(12th) 63.3	24	15	2	20	7	450	(9th) 192	(34th) 257
2016-17	30-6	767-1975	(9th) .388	264-765	.345	(8th) 61.3	26	17	3	19	10	476	(16th) 178	(32nd) 260
2017-18	31-5	739-1974	(2nd) .374	231-747	(8th) .309	(2nd) 57.5	30	22	8	24	15	514	(9th) 194	(32nd) 256
2018-19	20-3	482-1187	.406	189-526	.359	61.7	19	8	2	8	3	329	108	156

National ranking in parentheses; Cronin-era bests in boldface

THE POLLS

ASSOCIATED PRESS POLL (FEB. 4)

Rk.	Team (First Place Votes)	
1	Tennessee (48)	1579
2	Duke (12)	1532
3	Virginia (4)	1478
4	Gonzaga	1423
5	Kentucky	1310
6	Nevada	1228
7	Michigan	1217
8	North Carolina	1167
9	Michigan State	1051
10	Marquette	1029
11	Virginia Tech	948
12	Houston	838
13	Kansas	809
14	Villanova	801
15	Purdue	697
16	Louisville	561
17	Iowa State	545
18	Texas Tech	482
19	Wisconsin	462
20	Iowa	242
21	LSU	205
22	Florida State	180
23	Buffalo	153
24	Maryland	144
25	Cincinnati	142

OTHERS RECEIVING VOTES:

Washington 135, Mississippi State 133, Auburn 128, Kansas State 114, Baylor 44, Wofford 15, Lipscomb 5, Syracuse 3

USA TODAY COACHES POLL (FEB. 4)

Rk.	Team (First Place Votes)	
1	Tennessee (32)	800
2	Duke	755
3	Virginia	734
4	Gonzaga	717
5	Kentucky	652
6	Nevada	607
7	Michigan	581
8	North Carolina	563
9	Marquette	546
10	Virginia Tech	492
11	Michigan State	463
12	Houston	439
13	Villanova	435
14	Kansas	404
15	Purdue	322
16	Iowa State	279
17	Louisville	240
18	Texas Tech	238
19	Wisconsin	185
20	Iowa	158
21	Mississippi State	106
22	LSU	97
23	Cincinnati	89
24	Florida State	85
25	Buffalo	76

OTHERS RECEIVING VOTES:

Kansas State 70, Baylor 55, Washington 54, Maryland 53, Auburn 50, Furman 12, NC State 9, North Texas 7, Arizona State 7, Ole Miss 7, Hofstra 6, Wofford 6, Texas 1

CINCINNATI'S WEEKLY RANKINGS

Associated Press	Week	USA Today
RV	Preseason	RV
--	Nov. 12	No Poll
--	Nov. 19	--
--	Nov. 26	--
--	Dec. 3	RV
RV	Dec. 10	RV
RV	Dec. 17	RV
RV	Dec. 24	RV
RV	Dec. 31	RV
--	Jan. 7	--
RV	Jan. 14	--
RV	Jan. 21	RV
RV	Jan. 28	RV
25	Feb. 4	23

2018-19 AMERICAN ATHLETIC CONFERENCE

2018-19 AMERICAN CONFERENCE STANDINGS (FEB. 7)

Team	AAC	Pct.	Overall	Pct.
Houston	9-1	.900	22-1	.957
Cincinnati	9-1	.900	20-3	.870
Temple	7-3	.700	17-6	.739
UCF	6-3	.667	16-5	.762
USF	6-4	.600	16-6	.727
Memphis	5-5	.500	13-10	.565
UConn	4-6	.400	13-10	.565
SMU	4-6	.400	12-10	.545
Wichita State	4-6	.400	11-11	.500
Tulsa	3-7	.300	13-10	.565
ECU	2-8	.200	9-13	.409
Tulane	0-9	.000	4-17	.190

2018-19 AAC COMPOSITE SCHEDULE

Saturday, Feb. 9				
Temple at Tulsa*	Noon	ESPN2/ESPNU		
Tulane at Wichita State*	8 p.m.	ESPN2/ESPNU		
Sunday, Feb. 10				
UConn at Memphis*	2 p.m.	CBSSN		
UCF at SMU*	2 p.m.	ESPNEWS		
Cincinnati at Houston*	4 p.m.	ESPN		
ECU at USF*	5:30 p.m.	ESPN3		
Wednesday, Feb. 13				
USF at UCF*	7 p.m.	ESPNEWS		
Memphis at ECU*	7 p.m.	ESPN3		
SMU at Temple*	7 p.m.	ESPN3		
Thursday, Feb. 14				
Houston at UConn*	7 p.m.	ESPN/ESPN2		
Tulsa at Tulane*	9 p.m.	ESPN2/ESPNU		
Saturday, Feb. 16				
Memphis at UCF*	6 p.m.	ESPN2/ESPNU		
Temple at USF*	6 p.m.	ESPN2/ESPNU		
Sunday, Feb. 17				
Wichita State at Cincinnati*	1 p.m.	ESPN		
Tulsa at ECU*	2 p.m.	ESPN3		
Houston at Tulane*	2 p.m.	CBSSN		
Wednesday, Feb. 20				
Tulane at Memphis*	7 p.m.	ESPN2/ESPNU		
Wichita State at Tulsa*	9 p.m.	ESPN2/ESPNU		
Thursday, Feb. 21				
UCF at Cincinnati*	7 p.m.	ESPN/ESPN2		
UConn at SMU*	9 p.m.	ESPN/ESPN2		
Saturday, Feb. 23				
Tulsa at Temple*	Noon	ESPN/2/U		
USF at Houston*	6 p.m.	ESPN2/ESPNU		
ECU at Tulane*	8 p.m.	ESPN2/ESPNU		
Memphis at Wichita State*	8 p.m.	ESPN2/ESPNU		
Sunday, Feb. 24				
SMU at UCF*	Noon	CBSSN		
Cincinnati at UConn*	2 p.m.	ESPN		
Tuesday, Feb. 26				
Temple at Memphis*	9 p.m.	ESPNU		
Wednesday, Feb. 27				
Houston at ECU*	7 p.m.	ESPN3		
UCF at USF*	7 p.m.	ESPN3		
Cincinnati at SMU*	9 p.m.	CBSSN		

CINCINNATI IN THE AMERICAN 2018-19 TEAM STATISTICS (FEB. 7)

CATEGORY	[*NATIONAL] LEAGUE RANK (STAT)
Scoring	5th (74.8)
Scoring Defense	[11th] 2nd (61.7)
Scoring Margin	[21st] 2nd (+13.1)
Free Throw Pct.	5th (.698)
Field Goal Pct.	3rd (.456)
Field Goal Pct. Defense	4th (.406)
3-Pt Field Goal Pct.	3rd (.351)
3-Pt Field Goal Pct. Defense	12th (.359)
Rebounding Offense	10th (35.7)
Rebounding Defense	1st (29.0)
Rebounding Margin	[17th] 2nd (+6.7)
Blocked Shots	[30th] 12nd (4.7)
Assists	4th (14.6)
Steals	6th (6.8)
Turnover Margin	[26th] 2nd (+3.61)
Assist-to-Turnover Ratio	[30th] 1st (1.4)
Offensive Rebounds	7th (12.0)
Defensive Rebounds	12th (23.7)
3-Pt Field Goals Made	10th (6.7)

INDIVIDUAL STATISTICS

PLAYER	[*NATIONAL] LEAGUE RANK (STAT)
Scoring	
Jarron Cumberland	T1st (18.6)
Rebounding	
Trevon Scott	10th (6.4)
Nysier Brooks	T17th (5.7)
Field Goal Percentage	
Trevon Scott	10th (.509)
Keith Williams	14th (.495)
Assists	
Justin Jenifer	10th (3.6)
Jarron Cumberland	12th (3.3)
Free Throw Percentage	
Jarron Cumberland	13th (.763)
Steals	
Jarron Cumberland	T15th (1.3)
Three-Point Field Goal Percentage	
Justin Jenifer	1st (.449)
Jarron Cumberland	4th (.419)
Three-Point Field Goals Made	
Jarron Cumberland	5th (2.5)
Justin Jenifer	T14th (1.8)
Blocked Shots	
Nysier Brooks	3rd (1.5)
Assist-Turnover Ratio	
Justin Jenifer	[2nd] 1st (4.9)
Jarron Cumberland	12th (1.4)
Offensive Rebounds	
Nysier Brooks	13th (2.1)
Trevon Scott	15th (2.0)
Defensive Rebounds	
Trevon Scott	12th (4.4)
Minutes Played	
Jarron Cumberland	17th (31.3)
Trevon Scott	24th (29.3)

*National rankings (thru 2/8/19) are in brackets.

CINCINNATI'S RECORD WHEN

	06-07	07-08	08-09	09-10	10-11	11-12	12-13	13-14	14-15	15-16	16-17	17-18	18-19	TOTAL
Home games	10-8	10-7	13-5	13-5	15-3	14-4	13-5	18-1	15-3	14-3	18-0	15-1	13-1	179-45
Away games	0-9	3-11	4-7	2-9	7-4	7-5	5-5	7-3	6-5	6-6	9-3	9-2	5-2	70-71
Neutral site games	1-2	0-1	1-2	4-2	4-2	5-2	4-2	2-3	2-3	2-2	3-3	7-2	2-0	37-26
Conference games	2-14	8-10	8-10	7-11	11-7	12-6	9-9	15-3	13-5	12-6	16-2	16-2	9-1	137-86
vs. Top 25 teams	0-4	2-5	1-7	3-6	3-7	8-4	2-8	4-2	2-1	1-3	2-5	2-4	0-1	30-57
Overtime games	2-0	1-1	2-1	0-3	1-0	1-2	2-1	0-0	2-1	0-3	2-0	0-0	2-0	15-12
Lead at halftime	6-1	10-3	11-3	13-4	25-0	18-3	15-3	23-1	17-3	19-5	24-2	26-2	17-0	323-30
Trail at halftime	4-17	3-15	6-11	4-11	0-9	7-8	7-9	1-6	5-8	1-6	5-2	5-3	2-3	50-108
Tied at halftime	1-1	0-1	1-0	2-1	1-0	1-0	0-0	3-0	1-0	2-0	1-2	0-0	1-0	14-5
Lead with 10:00 left	10-1	9-1	14-1	13-3	26-0	18-4	19-1	23-1	20-3	22-3	27-1	26-1	17-0	298-20
Trail with 10:00 left	1-18	1-18	3-13	6-11	0-9	7-7	3-9	3-6	3-8	0-7	3-5	4-4	3-3	37-118
Tied with 10:00 left	0-0	3-0	1-0	0-2	0-0	1-0	0-2	1-0	0-0	0-1	0-0	1-0	0-0	7-5
Lead with 5:00 left	9-3	11-1	17-1	18-2	25-0	19-4	19-2	26-0	24-1	19-4	28-0	28-1	19-0	262-19
Trail with 5:00 left	0-16	2-17	1-13	0-13	0-9	5-7	2-9	1-7	0-8	1-6	2-6	2-3	1-3	17-117
Tied with 5:00 left	2-0	0-1	0-0	1-1	1-0	2-0	1-1	0-0	0-2	1-1	0-0	1-1	0-0	9-7
Lead with 2:00 left	10-2	11-1	16-0	18-2	25-1	23-2	19-2	25-1	23-1	19-3	27-0	29-1	19-0	265-16
Trail with 2:00 left	0-17	1-17	2-14	1-14	0-8	3-9	1-10	2-6	1-9	2-7	3-5	2-3	1-3	19-122
Tied with 2:00 left	1-0	1-1	0-0	0-0	1-0	0-0	2-0	0-0	0-1	0-1	0-1	0-1	0-0	5-5
Shoot better FG%	8-2	8-3	13-1	15-4	22-0	16-2	15-1	21-0	21-3	16-5	24-0	29-0	16-0	224-21
Shoot worse FG%	3-17	5-16	5-13	4-12	4-9	8-9	4-11	6-7	2-8	6-6	6-6	2-4	4-3	59-121
Shoot 50%-plus	0-2	0-0	4-1	8-1	7-0	6-0	4-0	3-0	9-1	4-2	14-0	8-0	5-0	72-7
Shoot below 50%	11-17	13-19	14-13	11-15	16-8	20-11	18-12	24-7	14-9	16-9	16-6	22-5	14-3	208-134
Opp. shoots 50%-plus	1-9	0-6	0-6	0-2	2-4	1-2	0-1	1-3	0-2	2-3	2-2	1-1	0-1	10-42
Opp. shoots below 50%	10-10	13-13	18-8	19-14	22-5	24-9	22-11	25-4	22-9	19-7	28-4	27-4	20-2	269-100
Opp. shoots below 40%	7-1	6-1	9-3	10-3	17-0	15-1	16-1	17-1	16-5	17-2	19-1	24-0	8-0	181-19
Make 7 or fewer 3FGs	10-12	8-12	7-11	13-12	21-6	12-9	12-9	22-7	20-11	9-5	18-4	16-4	12-3	177-105
Make 8 or more 3FGs	1-7	5-7	11-3	6-4	6-4	14-2	10-3	5-0	3-0	13-6	12-2	15-1	8-0	109-39
Shoot more FTs than opp.	7-3	6-3	12-1	11-2	22-2	16-4	16-3	20-2	20-6	14-3	19-2	21-3	16-1	200-35
Out-rebound opp.	9-5	10-11	13-4	17-8	24-3	10-4	17-8	19-4	18-8	18-7	24-3	25-3	16-2	229-70
Opp. out-rebounds UC	2-14	3-7	2-9	2-8	2-5	13-6	3-4	8-2	3-3	3-2	6-3	3-2	4-1	54-66
Same number of rebounds	0-0	0-1	3-1	0-0	0-1	3-1	2-0	0-1	1-1	1-2	0-0	3-0	0-0	13-8
Commit fewer TOs	7-11	4-5	9-3	7-6	16-6	22-5	14-4	16-4	13-3	17-2	25-3	22-3	16-1	188-56
Commit the same/more TOs	4-8	9-14	9-11	12-10	9-2	4-3	8-7	11-3	10-8	3-10	4-1	9-1	4-2	95-78
Commit 12 or less TOs	7-9	4-7	5-4	5-5	10-5	17-7	8-8	20-4	13-5	14-6	22-5	19-2	15-1	159-68
Outscore opp. bench	6-8	8-6	15-9	19-11	24-7	13-3	11-6	17-1	14-7	15-6	19-3	20-1	13-0	194-68
1-3 point games	1-4	5-5	2-0	4-5	2-1	5-4	2-3	4-2	1-4	2-6	4-0	3-1	1-1	46-36
4-5 point games	0-1	2-1	2-1	3-2	0-2	6-0	2-2	4-1	2-1	4-1	0-2	0-2	5-0	30-16
6-10 point games	5-2	2-6	5-6	4-4	7-2	5-3	7-4	2-2	8-1	3-3	7-2	6-1	1-1	62-37
11-19 point games	4-10	3-5	4-4	4-4	8-5	4-2	6-2	9-1	7-4	6-1	8-2	5-2	6-1	74-43
20-plus point games	1-2	1-2	5-3	4-1	9-1	7-1	5-1	8-1	5-1	7-0	11-0	16-0	7-0	86-13
Score 59 or fewer pts	0-9	3-7	1-6	0-7	3-8	3-7	1-9	2-7	6-11	2-4	4-3	3-0	0-2	28-78
Score 60-69 pts	6-7	8-7	4-6	9-4	9-1	7-4	9-3	11-0	9-0	8-2	6-2	6-2	4-0	95-38
Score 70 or more pts	5-3	2-5	13-2	10-5	14-0	16-2	12-0	14-0	8-0	12-5	20-1	22-3	16-1	164-27
Hold opp. to 50 or fewer pts	3-0	3-0	4-0	1-0	7-0	3-2	4-0	7-0	9-2	4-0	6-0	9-0	2-0	62-4
Hold opp. to 51-60 pts	3-4	5-1	6-2	9-2	12-1	12-3	12-4	11-3	10-3	12-1	11-2	16-0	6-0	126-26
Hold opp. to 61-70 pts	3-2	5-5	5-3	7-4	5-5	10-1	4-7	7-3	4-5	3-5	8-0	4-2	10-1	75-44
Opp. scores 70-plus pts	2-13	0-13	3-9	2-10	2-3	1-5	2-1	2-1	0-1	2-4	5-4	2-3	2-2	25-69
November	5-1	4-2	5-1	4-1	5-0	4-2	6-0	6-0	5-1	7-0	5-1	7-0	6-1	69-10
December	4-3	1-5	5-2	5-2	9-0	6-1	7-1	5-2	4-2	3-4	6-1	5-2	5-1	64-26
January	1-7	5-4	4-4	5-4	4-4	5-4	4-3	9-0	6-2	6-2	8-0	8-0	7-1	72-35
February	1-7	3-3	4-3	2-5	4-3	6-2	2-5	4-2	5-4	5-2	6-2	5-2	2-0	49-40
March	0-1	0-5	0-4	3-4	4-2	5-2	2-3	3-3	3-2	1-3	5-2	6-1	0-0	32-32
Monday	0-0	1-0	3-2	2-2	2-0	2-1	2-2	1-0	0-0	0-0	1-0	3-0	1-0	18-7
Tuesday	0-2	1-1	1-2	4-2	3-0	2-0	4-0	6-0	5-1	3-2	1-0	5-0	4-0	39-10
Wednesday	4-5	4-5	4-1	7-3	9-1	7-0	3-1	2-0	5-1	2-1	6-0	3-0	2-1	58-19
Thursday	0-1	0-2	3-0	1-2	3-1	3-1	1-3	5-1	3-1	3-3	6-0	5-1	3-0	36-16
Friday	1-0	1-1	0-1	0-0	1-0	4-1	1-2	2-1	2-1	2-2	3-0	3-0	2-0	22-9
Saturday	5-7	6-5	6-5	5-3	8-4	5-7	10-2	8-5	5-6	6-3	8-2	6-2	7-2	84-59
Sunday	1-4	0-5	1-3	0-4	0-3	3-1	2-1	2-0	3-1	6-0	5-4	6-2	1-0	30-28

BEARCATS STARTING LINEUPS

OPPONENT	UC STARTERS
<i>Tusculum (EXH.)</i>	<i>Jenifer, Broome, Cumberland, Scott, Brooks</i>
Ohio State	Jenifer, Broome, Cumberland, Scott, Brooks
North Carolina Central	Jenifer, Williams, Cumberland, Scott, Brooks
Milwaukee	Broome, Williams, Cumberland, Scott, Brooks
Western Michigan	Jenifer, Williams, Cumberland, Scott, Brooks
vs. George Mason	Jenifer, Williams, Cumberland, Scott, Brooks
vs. Ole aMiss	Jenifer, Williams, Cumberland, Scott, Brooks
Arkansas-Pine Bluff	Jenifer, Williams, Cumberland, Scott, Brooks
at UNLV	Jenifer, Williams, Cumberland, Scott, Brooks
NKU	Jenifer, Williams, Cumberland, Scott, Brooks
Xavier	Jenifer, Williams, Cumberland, Scott, Brooks
at Mississippi State	Jenifer, Williams, Cumberland, Scott, Brooks
UCLA	Jenifer, Williams, Cumberland, Scott, Brooks
South Carolina State	Jenifer, Williams, Cumberland, Scott, Brooks
Tulane	Jenifer, Broome, Cumberland, Scott, Brooks
at ECU	Jenifer, Williams, Cumberland, Scott, Brooks
at Tulsa	Jenifer, Williams, Cumberland, Scott, Brooks
UConn	Jenifer, Williams, Cumberland, Scott, Brooks
USF	Jenifer, Williams, Cumberland, Scott, Brooks
at Wichita State	Jenifer, Williams, Cumberland, Scott, Brooks
Tulsa	Jenifer, Williams, Cumberland, Scott, Brooks
at Temple	Jenifer, Williams, Cumberland, Scott, Brooks
SMU	Jenifer, Williams, Cumberland, Scott, Brooks
at Memphis	Jenifer, Williams, Cumberland, Scott, Brooks
at Houston	
Wichita State	
UCF	
at UConn	
at SMU	
Memphis	
at UCF	
Houston	

RECORD BY STARTING LINEUPS

UC STARTERS	RECORD
Jenifer, Broome, Cumberland, Scott, Brooks	1-1
Jenifer, Williams, Cumberland, Scott, Brooks	18-2
Broome, Williams, Cumberland, Scott, Brooks	1-0

PLAYERS IN DOUBLE FIGURES

# OF PLAYERS	0	1	2	3	4	5	6	7
TIMES THIS SEASON	0	3	2	4	10	3	1	0

LEADS & DEFICITS

LARGEST LEAD - 56 pts (0:39, 2nd Half vs. Arkansas-Pine Bluff (11/27/18)
LARGEST LEAD LOST IN DEFEAT - 9 pts (15:45, 1st Half at ECU (1/5/19)
LARGEST DEFICIT OF SEASON - 16 pts (15:26, 2nd Half vs. Ohio State (11/7/18)
LARGEST DEFICIT OVERCOME - 14 pts (18:04, 2nd Half at Temple (1/27/19)

SPECIALTY STATISTICS

OPPONENT	RESULT	OFF TO	IN PAINT	2ND CHANCE	FAST BREAK	BENCH
Ohio State		7	18	14	5	9
at Cincinnati	L, 56-64	10	18	9	8	9
North Carolina Central		8	14	6	3	12
at Cincinnati	W, 73-51	19	28	9	6	21
Milwaukee		10	24	7	10	21
at Cincinnati	W, 74-63	14	32	17	19	4
Western Michigan		9	12	2	9	3
at Cincinnati	W, 76-52	19	36	16	11	24
George Mason		15	28	5	0	18
vs. Cincinnati	W, 71-55	15	30	8	0	33
Ole Miss		11	22	6	0	9
vs. Cincinnati	W, 71-57	17	20	7	0	17
Arkansas-Pine Bluff		11	18	11	10	14
at Cincinnati	W, 105-49	45	46	11	25	53
at UNLV		11	16	16	11	39
Cincinnati	W, 65-61	20	26	14	10	27
NKU		9	26	14	9	18
at Cincinnati	W, 78-65	10	28	20	7	14
Xavier		2	22	6	4	14
at Cincinnati	W, 62-47	17	28	12	6	6
at Mississippi State		16	18	14	6	24
Cincinnati	L, 59-70	12	20	9	0	7
UCLA		7	22	10	12	8
at Cincinnati	W, 93-64	20	30	10	11	17
South Carolina State		14	18	2	9	17
at Cincinnati	W, 77-56	7	34	20	10	30
Tulane		8	20	5	5	10
at Cincinnati	W, 93-61	20	34	15	19	29
at ECU		16	18	8	15	25
Cincinnati	L, 71-73	15	38	14	10	6
at Tulsa		8	4	4	0	22
Cincinnati	W, 70-65 (ot)	13	22	12	6	26
UConn		8	26	9	13	7
at Cincinnati	W, 74-72 (ot)	17	32	5	10	8
USF		12	30	19	16	8
at Cincinnati	W, 82-76	30	26	11	12	5
at Wichita State		16	18	11	2	16
Cincinnati	W, 66-55	10	14	14	2	4
Tulsa		11	26	5	6	15
at Cincinnati	W, 88-64	11	26	25	14	23
at Temple		11	18	3	15	20
Cincinnati	W, 72-68	8	30	17	14	14
SMU		7	20	10	8	1
at Cincinnati	W, 73-68	12	26	13	4	20
at Memphis		8	28	7	9	8
Cincinnati	W, 69-64	7	18	12	9	16
at Houston						
at Cincinnati						
Wichita State						
at Cincinnati						
UCF						
at Cincinnati						
at UConn						
Cincinnati						
at SMU						
Cincinnati						
Memphis						
at Cincinnati						
at UCF						
Cincinnati						
Houston						
at Cincinnati						
TOTALS		OFF TO	IN PAINT	2ND CHANCE	FAST BREAK	BENCH
CINCINNATI		371	642	302	213	413
AVERAGE		16.1	27.9	13.1	9.3	18.0
OPPONENTS		241	466	183	177	338
AVERAGE		10.5	20.3	8.0	7.7	14.7

OVERTIME RECORDS

UC'S OVERALL RECORD	58-55
1 OT Games	49-44
2 OT Games	8-8
3 OT Games	0-1
4 OT Games	0-2
7 OT Games	1-0

RECORDS IN OVERTIME GAMES

Home	28-17	.622
Schmidlapp Gym	3-4	.429
Schmidt Fieldhouse	0-1	.000
Music Hall	0-1	.000
Armory Fieldhouse	5-4	.556
Cincinnati Gardens	3-2	.600
U.S. Bank Arena	3-1	.750
Fifth Third Arena	15-4	.789
Away	18-30	.375
Neutral	11-8	.579

Current Streak: Won 4

Longest Winning Streak: 5 (Tay Baker - 1966-67)

Longest Losing Streak: 4 (Bob Ruess, 1943 - John Weithe, 1950)

• On Dec. 21, 1981 UC & Bradley played an NCAA-record 70T game (UC won, 75-73)

• Cincinnati has been involved in two of the five NCAA tournament championship games to go into overtime. The Bearcats defeated Ohio State, 70-65, in 1961, but lost to Loyola (Ill.), 60-58, in 1963.

• In 1966-67, Cincinnati played six overtime games, winning five.

UC COACHES IN OVERTIME GAMES

COACH (YEARS)	NO.	RECORD	PCT.
Mick Cronin (2006-pres.)	27	15-12	.556
Bob Huggins (1989-2005)	25	14-11	.560
Tay Baker (1965-72)	9	7-2	.778
Ed Jucker (1960-65)	9	4-5	.444
Ed Badger (1978-83)	8	3-5	.375
Tony Yates (1983-89)	7	2-5	.286
John Wiethe (1946-52)	5	1-4	.200
George Smith (1952-60)	4	3-1	.750
Gale Catlett (1972-78)	4	2-2	.500
Frank Rice (1928-32)	4	1-3	.250
Boyd Chambers (1918-28)	3	3-0	1.000
Clark Ballard (1939-42)	2	2-0	1.000
Andy Kennedy (2005-06)	2	1-1	.250
Tay Brown (1933-37)	2	0-2	.000
John Halliday (1932-33)	1	0-1	.000
Bob Ruess (1942-44)	1	0-1	.000
Walter Van Winkle (1937-39)	0	—	—
Ray Farnham (1944-46)	0	—	—

OVERTIME GAMES IN MICK CRONIN ERA

1/20/07	W	UC 96, West Virginia 83	1	SC
2/28/07	W	UC 70, Seton Hall 67	1	SC
2/9/08	W	UC 72, Rutgers 68	1	SC
3/2/08	L	Providence 81, UC 79	1	A
12/20/08	W	UC 85, Eastern Kentucky 77	1	SC
2/7/09	W	UC 64, Georgetown 62	1	SC
3/7/09	L	Seton Hall 67, UC 63	1	SC
11/25/09	L	Gonzaga 61, UC 59	1	N
12/13/09	L	Xavier 83, UC 79	2	A
2/21/10	L	Marquette 79, UC 76	1	SC
2/19/11	W	UC 93, Providence 81	1	A
11/25/11	L	Marshall 73, UC 69	1	SC
1/21/12	L	West Virginia 77, UC 74	1	A
3/8/12	W	UC 72, Georgetown 70	2	N
1/19/13	W	UC 71, Marquette 69	1	SC
2/21/13	L	UConn 73, UC 66	1	A
3/9/13	W	UC 61, USF 53	1	SC
12/13/14	L	Nebraska 56, UC 55	2	A
12/17/14	W	UC 71, San Diego State 62	1	SC
3/19/15	W	UC 66, Purdue 65	1	N
1/16/16	L	Temple 67, UC 65	2	A
2/18/16	L	Tulsa 70, UC 68	1	A
3/11/16	L	UConn 104, UC 97	4	N
12/1/16	W	UC 55, Iowa State 54	1	A
12/22/16	W	UC 93, Marshall 91	1	SC
1/10/19	W	UC 70, Tulsa 65	1	A
1/12/19	W	UC 74, UConn 72	1	SC

ACTIVE OVERTIME WIN STREAKS (THRU FEB. 7)

Rk.	Wins	School	Last Loss (Date)
1.	10	Marquette	vs. Butler (1/31/2015)
2.	7	Illinois State	vs. Charleston Southern (11/22/2017)
T3.	6	Harvard	vs. Boston College (1/14/2015)
		Delaware	vs. Towson (1/30/2016)
T5.	4	Cincinnati	vs. UConn (3/11/2016)
		Florida State	vs. Iowa (12/2/2015)
		Citadel	vs. UMBC (12/19/2016)
		Eastern Illinois	vs. Marquette (11/27/2016)

THE LAST TIME...

TEAM

100 POINTS BY A TEAM

By UC	105 vs. Arkansas-Pine Bluff, 11/27/18
By Opponent	104 by UConn (40T), 3/11/16

90-99 POINTS BY A TEAM

By UC	93 vs. UCLA, 12/19/18
By Opponent	91 by Marshall, 12/22/16

30-PLUS POINT WIN

By UC	32 (93-61) vs. Tulane, 1/2/19
By Opponent	38 (89-51) vs. Notre Dame, 3/10/11

60 PERCENT SHOOTING BY A TEAM

By UC	.641 vs. Arkansas-Pine Bluff, 11/27/18
By Opponent	.674 vs. Pittsburgh, 2/14/09

50 PERCENT SHOOTING BY A TEAM

By UC	.524 vs. UCLA, 12/19/18
By Opponent	.529 by Wichita State, 2/18/18

CINCINNATI PLAYED A RANKED OPPONENT

UC Win	56-55 vs. No. 11 Houston, 3/11/18
UC Loss	59-70 at No. 18 Mississippi State, 12/15/18

SINGLE OVERTIME GAME

UC Win	74-72 (OT) vs. UConn, 1/12/19
UC Loss	104-97 (4OT) vs. UConn, 3/11/16

DOUBLE OVERTIME GAME

UC Win	72-70 (2OT) vs. Georgetown, 3/8/12
UC Loss	104-97 (4OT) vs. UConn, 3/11/16

TRIPLE OVERTIME GAME

UC Win	75-73 (7OT*) vs. Bradley, 12/21/81
UC Loss	104-97 (4OT) vs. UConn, 3/11/16

* - NCAA record.

INDIVIDUAL

40 POINTS BY A PLAYER

By UC	41, Steve Logan vs. Southern Mississippi, 2/15/02
By Opponent	40, Trevon Bluiett, Xavier, 1/26/17

30 POINTS BY A PLAYER

By UC	34, Jarron Cumberland, vs. USF, 1/15/19
By Opponent	32, Daniel Hamilton, vs. UConn, 3/11/16

20 REBOUNDS BY A PLAYER

By UC	20, Cedric McGowan vs. DePaul, 1/4/06
By Opponent	four times

15 REBOUNDS BY A PLAYER

By UC	15, Gary Clark, at UCF, 1/16/18
By Opponent	15, Greg Monroe, vs. Georgetown, 3/6/10

TWO PLAYERS WITH 20 OR MORE POINTS IN SAME GAME

By UC	Gary Clark (25), Jacob Evans (20) vs. UConn, 3/11/17
By Opponent	Daniel Hamilton (32), Jalen Adams (22) vs. UConn, 3/11/16

THREE PLAYERS WITH 10 OR MORE REBOUNDS IN SAME GAME

By UC	Gary Clark (10), Kyle Washington (10) & Troy Caupain (10) at Iowa State, 12/1/16
-------	---

TWO PLAYERS WITH 10 OR MORE REBOUNDS IN SAME GAME

By UC	Trevon Scott (10), Nysier Brooks (10) at Wichita State, 1/19/18
By Opponent	Ben Moore (11), Sterling Brown (11) vs. SMU, 1/12/17

10 ASSISTS BY A PLAYER

By UC	10, Troy Caupain, vs. USF, 2/4/16
By Opponent	10, Chris Howard, at USF, 2/14/09

FIVE STEALS BY A PLAYER

By UC	5, Jacob Evans III vs. Temple, 1/24/18
By Opponent	5, Galen Robinson, Jr., vs. Houston, 3/11/18

FIVE BLOCKED SHOTS BY A PLAYER

By UC	5, Gary Clark vs. Mississippi State, 12/12/17
By Opponent	5, Amida Brimah, vs. UConn, 3/11/16

DOUBLE-DOUBLE BY A UC PLAYER

UC Win	Trevon Scott (13 pts, 11 rebs) vs. Tulsa, 1/24/19
UC Loss	Gary Clark (14 pts, 12 rebs) at Butler, 12/10/16

DOUBLE-DOUBLES BY TWO UC PLAYERS

By UC	Trevon Scott (15 pts, 10 rebs) & Nysier Brooks (12 pts, 10 rebs) vs. Milwaukee, 11/16/18
-------	--

DOUBLE-DOUBLES BY THREE UC PLAYERS

By UC	Troy Caupain (37 pts, 10 rebs), Octavius Ellis (13 pts, 10 rebs) & Gary Clark (12 pts, 12 rebs) vs. UConn, 3/11/16
-------	--

TRIPLE-DOUBLE BY A UC PLAYER

By UC	Eric Hicks (22 pts., 12 rebs., 10 blks.) vs. Marquette, 1/7/06
-------	---

UC PLAYER LED TEAM IN POINTS, REBOUNDS & ASSISTS

By UC	Jarron Cumberland (24 pts, 9 rebs, 57 assts) vs. SMU, 2/2/19
-------	---

A PLAYER WON A GAME IN THE FINAL SECONDS

By UC	Jacob Evans III hits 19-foot jumper with 0.4 left at Temple as UC wins 55-53, 1/4/18
By Opponent	Roosevelt Jones layup with 0.1 left Butler defeats UC 78-76, 12/2/15

FOUR PLAYERS SCORED IN DOUBLE FIGURES

By UC	Jarron Cumberland (24), Keith Williams (13), Cane Broome (11), Nysier Brooks (10) vs. SMU, 2/2/19
-------	---

FIVE PLAYERS SCORED IN DOUBLE FIGURES

By UC	Jarron Cumberland (34), Trevon Scott (12), Keith Williams (11), Nysier Brooks (10), Justin Jenifer (10) vs. USF, 1/15/19
-------	--

SIX PLAYERS SCORED IN DOUBLE FIGURES

By UC	Justin Jenifer (13), Keith Williams (12), Cane Broome (11) Trevon Scott (11), Jarron Cumberland (10), Rashawn Fredericks (10) vs. Arkansas-Pine Bluff, 11/27/18
-------	---

SEVEN PLAYERS SCORED IN DOUBLE FIGURES

By UC	Kevin Johnson (18), Jacob Evans (17), Justin Jenifer (13), Kyle Washington (12), Jarron Cumberland (11) Troy Caupain (10), Tre Scott (10) vs. Fairleigh Dickinson, 12/17/16
-------	--

EIGHT PLAYERS SCORED IN DOUBLE FIGURES

By UC	Farad Cobb (15), Shaq Thomas (14), Kevin Johnson (14), Coreontae DeBerry (12), Justin Jenifer (11), Quadri Moore (10), Jacob Evans (10), Octavius Ellis (10) vs. Robert Morris, 11/15/15
-------	---

CRONIN ERA BESTS

MOST POINTS SCORED

119 (W, 119-68)	vs. Fairleigh Dickinson	12/17/16
107 (W, 107-77)	vs. Savannah State	11/10/17
106 (W, 106-44)	vs. Robert Morris	11/15/15
105 (W, 105-49)	vs. Arkansas-Pine Bluff	11/27/18
102 (W, 102-60)	vs. Miss. Valley St.	11/13/12
102 (W, 102-62)	vs. Chicago State	12/23/13
102 (W, 102-51)	vs. Western Carolina	11/13/17

MOST POINTS SCORED (HALF)

65 (W, 119-68)	vs. Fairleigh Dickinson	(1st) 12/17/16
60 (W, 99-50)	vs. Arkansas-Pine Bluff	(2nd) 11/22/15
60 (W, 107-77)	vs. Savannah State	(1st) 11/10/17
59 (W, 105-49)	vs. Arkansas-Pine Bluff	(1st) 11/27/18
59 (W, 96-58)	vs. Texas Southern	(2nd) 12/13/16
59 (W, 97-84)	vs. No. 20 Memphis	(2nd) 3/6/14
59 (W, 102-60)	vs. Miss. Valley St.	(2nd) 11/13/12

HIGHEST FG PERCENTAGE

.647 (44-68)	vs. Fairleigh Dickinson	12/17/16
.647 (33-51)	vs. UCF	2/25/15
.641 (41-64)	vs. Arkansas-Pine Bluff	11/27/18
.632 (36-57)	vs. Campbell	11/20/13
.628 (27-43)	vs. St. John's	2/11/09
.628 (27-43)	vs. Kansas State	3/17/17
.610 (36-59)	vs. Western Carolina	11/13/15

HIGHEST 3-PT. PERCENTAGE

.682 (15-22)	vs. Tulsa	2/25/18
.643 (9-14)	vs. Temple	1/17/14
.636 (7-11)	vs. Stony Brook	12/2/14
.600 (6-10)	vs. St. John's	2/11/09

MOST REBOUNDS

69	vs. Chicago State	12/23/13
65	vs. Savannah State	11/10/17
56	at Temple (2OT)	1/16/16
	vs. North Carolina A&T	11/18/12

MOST ASSISTS

32	vs. Robert Morris	11/15/15
29	vs. Fairleigh Dickinson	12/17/16
27	vs. USF	1/29/17
	vs. Toledo	11/18/09

MOST BLOCKED SHOTS

12	vs. Wagner	12/23/14
	vs. Marquette	1/19/13
	at DePaul	1/15/13
	vs. North Carolina A&T	11/18/12
11	vs. Mississippi State	12/12/17
	at Xavier	12/2/17

MOST STEALS

23	vs. Arkansas-Little Rock	12/6/12
19	vs. Arkansas-Pine Bluff	11/22/15
18	vs. Robert Morris	11/15/15

MOST FORCED TURNOVERS

32	vs. Arkansas-Little Rock	12/6/12
	vs. North Carolina State	12/23/06
31	vs. Arkansas-Pine Bluff	11/27/18
30	vs. Arkansas-Pine Bluff	11/22/15

FEWEST POINTS ALLOWED

34	vs. Dayton	11/27/10
37	vs. Saint Francis (Pa.)	11/14/14
38	at UCF	1/16/18
39	vs. Howard	11/10/06
	at West Virginia	1/30/08
	vs. North Carolina A&T	11/18/12

FEWEST POINTS ALLOWED (HALF)

13	vs. Marquette	1/19/13
13	vs. UCF	(1st) 2/6/18
14	vs. Richmond	(1st) 11/21/17
14	vs. Alabama State	(1st) 11/13/11

LOWEST FG PERCENTAGE ALLOWED

.152 (10-66)	vs. North Carolina A&T	11/18/12
.200 (12-60)	vs. Dayton	11/27/10
.200 (10-50)	at West Virginia	1/30/08

LOWEST 3-PT. FG PERCENTAGE ALLOWED

.000 (0-14)	vs. UCF	2/6/18
.000 (0-10)	at No. 24/22 Pittsburgh	12/31/12
.000 (0-4)	vs. Texas Southern	11/18/08
.045 (1-22)	at West Virginia	1/30/08
.063 (1-16)	vs. Providence	3/13/13
.091 (1-11)	vs. USF	2/2/14

BIGGEST WIN

62 (106-44)	vs. Robert Morris	11/15/15
56 (105-49)	vs. Arkansas-Pine Bluff	11/27/18
54 (93-39)	vs. North Carolina A&T	11/18/12


BIGGEST COMEBACK

Down 18 (won 80-70)	vs. Houston	1/31/18
Down 17 (won 96-83 in OT)	vs. West Virginia	1/20/07
Down 16 (won 70-55)	vs. Samford	11/23/16
Down 15 (won 93-91 in OT)	vs. Marshall	12/22/16

CINCINNATI RADIO-TV CHART




0 **LOGAN JOHNSON**
G • 6-2 • 175 • FR-HS
MOUNTAIN VIEW, CALIF.



2 **KEITH WILLIAMS**
G • 6-5 • 210 • SO-1L
BROOKLYN, N.Y.



3 **JUSTIN JENIFER**
G • 5-10 • 175 • SR-3L
BALTIMORE, MD.



5 **TREVOR MOORE**
G • 6-5 • 195 • SO-1L
HOUSTON, TEXAS




10 **RASHAWN FREDERICKS**
G/F • 6-5 • 200 • JR-TR
ST. CROIX, VIRGIN ISLANDS



11 **LAQUILL HARDNETT**
F • 6-8 • 210 • FR-HS
PHILADELPHIA, PA.



13 **TREVON SCOTT**
F • 6-8 • 225 • R-JR-2L
TOWNSEND, GA.



15 **CANE BROOME**
G • 6-0 • 165 • SR-1L
EAST HARTFORD, CONN.




20 **MAMOUDOU DIARRA**
F • 6-9 • 215 • R-FR-HS
BAMAKO, MALI



22 **ELIEL NSOSEME**
F/C • 6-9 • 225 • SO-1L
KINSHASA, CONGO



24 **PRINCE GILLAM TOYAMBI**
F • 6-7 • 225 • FR-HS
KINSHASA, CONGO




31 **SAM MARTIN**
G • 5-10 • 170 • SO-1L
CINCINNATI, OHIO



32 **JOHN KOZ**
G • 6-1 • 200 • JR-2L
CLEVELAND, OHIO



33 **NYSIER BROOKS**
C • 6-11 • 240 • JR-2L
PHILADELPHIA, PA.



34 **JARRON CUMBERLAND**
G • 6-5 • 205 • JR-2L
WILMINGTON, OHIO



MICK CRONIN
HEAD COACH



DARREN SAVINO
ASSOCIATE HEAD COACH



ANTWON JACKSON
ASSISTANT COACH



GREG YOUNCOFSKI
ASSISTANT COACH

CINCINNATI PLAYER SEASON & CAREER HIGHS

#0 - LOGAN JOHNSON

2018-19 SEASON		CAREER
8 vs. NC Central, 11/13/18	Pts	8 vs. NC Central, 11/13/18
6 vs. NC Central, 11/13/18	FG Atts	6 vs. NC Central, 11/13/18
3, 3x (last at Memphis, 2/7/19)	FG Made	3, 3x (last at Memphis, 2/7/19)
2, 2x (last vs. Tulsa, 1/24/19)	3PT-FG Atts	2, 2x (last vs. Tulsa, 1/24/19)
1, 2x (last at UNLV, 12/1/18)	3PT-FG Made	1, 2x (last at UNLV, 12/1/18)
6 vs. UCLA, 12/19/18	FT Atts	6 vs. UCLA, 12/19/18
5 vs. UCLA, 12/19/18	FT Made	5 vs. UCLA, 12/19/18
7 vs. SC State, 12/22/18	Rebs	7 vs. SC State, 12/22/18
6 vs. Milwaukee, 11/16/18	Assts	6 vs. Milwaukee, 11/16/18
4 vs. Arkansas-Pine Bluff, 11/27/18	Stls	4 vs. Arkansas-Pine Bluff, 11/27/18
2 vs. Ohio State, 11/7/18	Blks	2 vs. Ohio State, 11/7/18
21 vs. Milwaukee, 11/16/18	Mins	21 vs. Milwaukee, 11/16/18

#2 - KEITH WILLIAMS

2018-19 SEASON		CAREER
19 vs. UCLA, 12/19/18	Pts	19 vs. UCLA, 12/19/18
14 vs. Xavier, 12/8/18	FG Atts	14 vs. Xavier, 12/8/18
8 vs. UCLA, 12/19/18	FG Made	8 vs. UCLA, 12/19/18
5 at Tulsa, 1/10/19	3PT-FG Atts	5 at Tulsa, 1/10/19
3 vs. UCLA, 12/19/18	3PT-FG Made	3 vs. UCLA, 12/19/18
8, 2x (last vs. NKU, 12/4/18)	FT Atts	8, 2x (last vs. NKU, 12/4/18)
6 vs. Milwaukee, 11/16/18	FT Made	6 vs. Milwaukee, 11/16/18
8 at UNLV, 12/1/18	Rebs	8 at UNLV, 12/1/18
5 vs. Tulsa, 1/24/19	Assts	5 vs. Tulsa, 1/24/19
4 vs. Western Michigan, 11/19/18	Stls	4 vs. Western Michigan, 11/19/18
3 vs. NC Central, 11/13/18	Blks	3 vs. NC Central, 11/13/18
37 at Mississippi State, 12/15/18	Mins	37 at Mississippi State, 12/15/18

#3 - JUSTIN JENIFER

2018-19 SEASON		CAREER
18, 2x (last vs. Tulsa, 1/24/19)	Pts	18, 2x (last vs. Tulsa, 1/24/19)
12 at Memphis, 2/7/19	FG Atts	12, 2x (last at Memphis, 2/7/19)
6, 2x (last vs. Tulsa, 1/24/19)	FG Made	6, 4x (last vs. Tulsa, 1/24/19)
10 vs. Tulsa, 1/24/19	3PT-FG Atts	10 vs. Tulsa, 1/24/19
6 vs. Tulsa, 1/24/19	3PT-FG Made	6 vs. Tulsa, 1/24/19
8, 2x (last at Wichita State, 1/19/19)	FT Atts	8, 2x (last at Wichita State, 1/19/19)
7 at Wichita State, 1/19/19	FT Made	7 at Wichita State, 1/19/19
6 at ECU, 1/5/19	Rebs	6 at ECU, 1/5/19
9 vs. Xavier, 12/8/18	Assts	9, 4x (last vs. Xavier, 12/8/18)
2, 3x (last at Memphis, 2/7/19)	Stls	3, 2x (last vs. USF, 2/4/16)
0	Blks	0
38 at ECU, 1/5/19	Mins	38 at ECU, 1/5/19

#5 - TREVOR MOORE

2018-19 SEASON		CAREER
10 vs. SC State, 12/22/18	Pts	14 vs. UCF, 2/6/18
10 vs. SC State, 12/22/18	FG Atts	10 vs. SC State, 12/22/18
4 vs. SC State, 12/22/18	FG Made	4, 4x (last vs. SC State, 12/22/18)
8 vs. SC State, 12/22/18	3PT-FG Atts	8, 2x (last vs. SC State, 12/22/18)
3, 2x (last vs. SMU, 2/2/19)	3PT-FG Made	4 vs. UConn, 2/22/18
2 vs. Western Michigan, 11/19/18	FT Atts	5 vs. UCF, 2/6/18
2 vs. Western Michigan, 11/19/18	FT Made	4 vs. UCF, 2/6/18
5 at Temple, 1/27/19	Rebs	8 vs. Richmond, 11/21/17
4 vs. Arkansas-Pine Bluff, 11/27/18	Assts	4 vs. Arkansas-Pine Bluff, 11/27/18
3, 2x (last at Tulsa, 1/10/19)	Stls	3, 2x (last at Tulsa, 1/10/19)
1 vs. Arkansas-Pine Bluff, 11/27/18	Blks	1, 3x (last vs. Ark.-Pine Bluff, 11/27/18)
26 at Tulsa, 1/10/19	Mins	26, 2x (last at Tulsa, 1/10/19)

#10 - RASHAWN FREDERICKS

2018-19 SEASON		CAREER
11 vs. George Mason, 11/23/18	Pts	11 vs. George Mason, 11/23/18
8 vs. Arkansas-Pine Bluff, 11/27/18	FG Atts	8 vs. Arkansas-Pine Bluff, 11/27/18
5 vs. George Mason, 11/23/18	FG Made	5 vs. George Mason, 11/23/18
5 vs. Tulane, 1/2/19	3PT-FG Atts	5 vs. Tulane, 1/2/19
3 vs. Tulane, 1/2/19	3PT-FG Made	3 vs. Tulane, 1/2/19
4 vs. SC State, 12/22/18	FT Atts	4 vs. SC State, 12/22/18
4 vs. SC State, 12/22/18	FT Made	4 vs. SC State, 12/22/18
6 at Memphis, 2/7/19	Rebs	6 at Memphis, 2/7/19
1, 7x (last vs. Tulsa, 1/24/19)	Assts	1, 7x (last vs. Tulsa, 1/24/19)
3 vs. SC State, 12/22/18	Stls	3 vs. SC State, 12/22/18
2 vs. Arkansas-Pine Bluff, 11/27/18	Blks	2 vs. Arkansas-Pine Bluff, 11/27/18
23 vs. Arkansas-Pine Bluff, 11/27/18	Mins	23 vs. Arkansas-Pine Bluff, 11/27/18

#11 - LAQUILL HARDNETT

2018-19 SEASON		CAREER
0	Pts	0
0	FG Atts	0
0	FG Made	0
0	3PT-FG Atts	0
0	3PT-FG Made	0
0	FT Atts	0
0	FT Made	0
0	Rebs	0
0	Assts	0
0	Stls	0
0	Blks	0
0	Mins	0

#13 - TREVON SCOTT

2018-19 SEASON		CAREER
22 vs. NKU, 12/4/18	Pts	22 vs. NKU, 12/4/18
13 vs. Milwaukee, 11/16/18	FG Atts	13 vs. Milwaukee, 11/16/18
7 vs. George Mason, 11/23/18	FG Made	7 vs. George Mason, 11/23/18
5 at Memphis, 2/7/19	3PT-FG Atts	5 at Memphis, 2/7/19
2 at Memphis, 2/7/19	3PT-FG Made	2 at Memphis, 2/7/19
13 vs. NKU, 12/4/18	FT Atts	13 vs. NKU, 12/4/18
12 vs. NKU, 12/4/18	FT Made	12 vs. NKU, 12/4/18
11 vs. Tulsa, 1/24/19	Rebs	11 vs. Tulsa, 1/24/19
4 vs. UCLA, 12/19/18	Assts	6 vs. Western Carolina, 11/13/17
2, 3x (last vs. USF, 1/15/19)	Stls	5 vs. USF, 1/29/17
2, 2x (last vs. Ole Miss, 11/24/18)	Blks	5 vs. Lipscomb, 11/26/16
38 vs. Milwaukee, 11/16/18	Mins	38 vs. Milwaukee, 11/16/18

#15 - CANE BROOME

2018-19 SEASON		CAREER
21 vs. George Mason, 11/23/18	Pts	39 at Fairleigh Dickinson, 2/20/16*
13 vs. George Mason, 11/23/18	FG Atts	25, 2x (last vs. LIU Brooklyn, 3/2/16)*
8 vs. Milwaukee, 11/16/18	FG Made	15 vs. LIU Brooklyn, 3/2/16*
7 at Tulsa, 1/10/19	3PT-FG Atts	13 at LIU Brooklyn, 1/27/16*
2 at Tulsa, 1/10/19	3PT-FG Made	6 at LIU Brooklyn, 1/27/16*
8, 2x (last vs. UConn, 1/12/19)	FT Atts	22 at Fairleigh Dickinson, 2/20/16*
7 vs. George Mason, 11/23/18	FT Made	15 at Fairleigh Dickinson, 2/20/16*
5, 2x (last vs. UConn, 1/12/19)	Rebs	10, 2x (last at Bryant, 2/18/16)*
6 at Tulsa, 1/10/19	Assts	6, 6x (last at Tulsa, 1/10/19)
3 vs. Milwaukee, 11/16/18	Stls	4, 4x (last vs. Wagner, 1/9/16)*
1 vs. SMU, 2/2/19	Blks	2 at Brown, 12/28/14*
36 vs. Milwaukee, 11/16/18	Mins	44 at Bryant, 3/4/15*

#20 - MAMOUDOU DIARRA

2018-19 SEASON		CAREER
9 vs. Arkansas-Pine Bluff, 11/27/18	Pts	9, 2x (last vs. Ark.-Pine Bluff, 11/27/18)
6, 2x (last vs. SC State, 12/22/18)	FG Atts	6, 3x (last vs. SC State, 12/22/18)
4 vs. Arkansas-Pine Bluff, 11/27/18	FG Made	4 vs. Arkansas-Pine Bluff, 11/27/18
1, 2x (last vs. SC State, 12/22/18)	3PT-FG Atts	2 vs. Coppin State, 11/16/17
1 vs. Arkansas-Pine Bluff, 11/27/18	3PT-FG Made	1, 2x (last vs. Ark.-Pine Bluff, 11/27/18)
4 vs. Western Michigan, 11/19/18	FT Atts	4, 2x (last vs. Western Michigan, 11/19/18)
2, 2x (last vs. SC State, 12/22/18)	FT Made	3 vs. Western Carolina, 11/13/17
6, 2x (last vs. Tulane, 1/2/19)	Rebs	6, 3x (last vs. Tulane, 1/2/19)
1, 2x (last vs. UCLA, 12/19/18)	Assts	1, 4x (last vs. UCLA, 12/19/18)
1 vs. Western Michigan, 11/19/18	Stls	1, 2x (last vs. Western Michigan, 11/19/18)
2 vs. Tulane, 1/2/19	Blks	2, 2x (last vs. Tulane, 1/2/19)
14 vs. Arkansas-Pine Bluff, 11/27/18	Mins	14 vs. Arkansas-Pine Bluff, 11/27/18

#22 - ELIEL NSOSEME

2018-19 SEASON		CAREER
6 vs. NKU, 12/4/18	Pts	6 vs. NKU, 12/4/18
5 vs. Tulane, 1/2/19	FG Atts	5, 2x (last vs. Tulane, 1/2/19)
2, 3x (last vs. NKU, 12/4/18)	FG Made	2, 5x (last vs. NKU, 12/4/18)
0	3PT-FG Atts	0
0	3PT-FG Made	0
4 vs. Tulane, 1/2/19	FT Atts	5 vs. Savannah State, 11/10/17
2, 2x (last vs. NKU, 1/2/19)	FT Made	2, 2x (last vs. Tulane, 1/2/19)
8, 2x (last vs. NKU, 12/4/18)	Rebs	8, 3x (last vs. NKU, 12/4/18)
1, 4x (last vs. UConn, 1/12/19)	Assts	2 vs. Coppin State, 11/16/17
2 vs. USF, 1/15/19	Stls	2 vs. USF, 1/15/19
4 vs. USF, 1/15/19	Blks	4, 2x (last vs. USF, 1/15/19)
22 vs. NKU, 12/4/18	Mins	22 vs. NKU, 12/4/18

#33 - NYSIER BROOKS

2018-19 SEASON		CAREER
17, 2x (last vs. UConn, 1/12/19)	Pts	17, 2x (last vs. UConn, 1/12/19)
11 vs. Western Michigan, 11/19/18	FG Atts	11 vs. Western Michigan, 11/19/18
6, 2x (last vs. UConn, 1/12/19)	FG Made	6, 2x (last vs. UConn, 1/12/19)
0	3PT-FG Atts	0
0	3PT-FG Made	0
9 at ECU, 1/5/19	FT Atts	9 at ECU, 1/5/19
8 vs. SC State, 12/22/18	FT Made	8 vs. SC State, 12/22/18
10, 3x (last at Wichita State, 1/19/19)	Rebs	10, 3x (last at Wichita State, 1/19/19)
3 vs. UCLA, 12/19/18	Assts	3 vs. UCLA, 12/19/18
3 at Tulsa, 1/10/19	Stls	3 at Tulsa, 1/10/19
3, 3x (last at Tulsa, 1/10/19)	Blks	5 at ECU, 1/15/17
34 vs. UConn, 1/12/19	Mins	34 vs. UConn, 1/12/19

#34 - JARRON CUMBERLAND

2018-19 SEASON		CAREER
34 vs. USF, 1/15/19	Pts	34 vs. USF, 1/15/19
20 vs. USF, 1/15/19	FG Atts	20 vs. USF, 1/15/19
11 vs. Western Michigan, 11/19/18	FG Made	11 vs. Western Michigan, 11/19/18
10, 2x (last vs. SMU, 2/2/19)	3PT-FG Atts	11 vs. Georgia State, 3/16/18
5, 2x (last vs. SMU, 2/2/19)	3PT-FG Made	6 vs. USF, 1/29/17
17 at Temple, 1/27/19	FT Atts	17 at Temple, 1/27/19
14 vs. USF, 1/15/19	FT Made	14 vs. USF, 1/15/19
9 vs. SMU, 2/2/19	Rebs	11 vs. Georgia State, 3/16/18
7 vs. UConn, 1/12/19	Assts	8, 2x (last vs. SMU, 3/9/18)
4 vs. USF, 1/15/19	Stls	5 vs. SMU, 3/12/17
2, 2x (last vs. Ole Miss, 11/24/18)	Blks	3 vs. ECU, 1/20/18
42 vs. UConn, 1/12/19	Mins	42 vs. UConn, 1/12/19



#0 LOGAN JOHNSON

GUARD • 6-2 • 175 • FRESHMAN • HS • MOUNTAIN VIEW, CALIF. (SAINT FRANCIS HS)

2018-19 Season (Freshman): Scored six points with four rebounds and two assists in 14 minutes at Memphis (2/7) ... posted four points, three rebounds, two steals and a block in 11 minutes at Temple (1/27) ... saw a conference season-high 12 minutes of play, contributing three rebounds, two points and an assist against Tulsa (1/24) ... scored seven points, including 5-of-6 free throws in seven minutes against UCLA (12/19) ... matched his season high with eight points to go with a game-high four steals against UAPB (11/27) ... handed out a team-high six assists without a turnover in 21 minutes against Milwaukee (11/16) ... posted eight points with four rebounds against North Carolina Central (11/13) ... registered his first collegiate points on a pair of free throws against Ohio State (11/7) ... posted five points with four rebounds and two assists in 18 minutes of play during the exhibition game against Tusculum (11/1).

Prior to Cincinnati: Averaged 22 points, eight rebounds, six assists and three steals as a senior at Saint Francis High School, helping lead the Lancers in the Division I Playoffs ... tabbed West Catholic Athletic League First Team, San Francisco Chronicle All-Metro First Team, MaxPreps All-NorCal Second Team and SportsStars Magazine All-NorCal First Team as a senior ... guided the Lancers to the Northern California Division II championship game, averaging 18 points, eight rebounds, five assists and two steals as a junior ... named West Catholic Athletic League Most Valuable Player, the San Francisco Chronicle Player of the Year, the Cal Hi Sports Bay Area Player of the Year, a Mercury News First Team All-Bay Area selection, a Pangos All-American and a Cal Hi Sports Third Team All-State honoree as a junior ... tabbed a four-star prospect according to Scout.com. Johnson was listed among the Top 20 players in the Golden State and among the Top 150 players in the nation by 247 Sports and Rivals.com.

Personal: Born Oct. 11, 1999 in Spokane, Wash. ... son of Jennifer and Milton Johnson ... has one sister, Lauren, and three brothers, Brandon, Tyler and Gabe ... his brother, Tyler Johnson, plays for the NBA's Miami Heat ... ambidextrous.

SEASON & CAREER STATISTICS

2018-19 SEASON

8 vs. NC Central, 11/13/18	Pts	8 vs. NC Central, 11/13/18
6 vs. NC Central, 11/13/18	FG Atts	6 vs. NC Central, 11/13/18
3, 3x (last at Memphis, 2/7/19)	FG Made	3, 3x (last at Memphis, 2/7/19)
2, 2x (last vs. Tulsa, 1/24/19)	3PT-FG Atts	2, 2x (last vs. Tulsa, 1/24/19)
1, 2x (last at UNLV, 12/1/18)	3PT-FG Made	1, 2x (last at UNLV, 12/1/18)
6 vs. UCLA, 12/19/18	FT Atts	6 vs. UCLA, 12/19/18
5 vs. UCLA, 12/19/18	FT Made	5 vs. UCLA, 12/19/18
7 vs. SC State, 12/22/18	Rebs	7 vs. SC State, 12/22/18
6 vs. Milwaukee, 11/16/18	Assts	6 vs. Milwaukee, 11/16/18
4 vs. Arkansas-Pine Bluff, 11/27/18	Stls	4 vs. Arkansas-Pine Bluff, 11/27/18
2 vs. Ohio State, 11/7/18	Blks	2 vs. Ohio State, 11/7/18
21 vs. Milwaukee, 11/16/18	Mins	21 vs. Milwaukee, 11/16/18

CAREER

MISCELLANEOUS STATISTICS

CATEGORY

	2018-19	CAREER
Double-Figure Scoring Games	0	0
Double-Figure Rebounding Games	0	0
Double-Double Games	0	0
20-Point Scoring Games	0	0
Games Led UC in Scoring	0	0
Games Led UC in Rebounding	0	0
Games Led UC in Assists	1	1
Games With 3+ Assists	1	1
Games With 3+ Blocks	0	0
Games With 3+ Steals	1	1
Games With 3+ Three-Pointers	0	0


GAME-BY-GAME STATISTICS

2018-19 (FRESHMAN SEASON)

Opponent	Date	gs	min	Total		3-Pointers		Free throws		Rebounds				pf	a	t/o	blk	stl	pts	avg
				fg-fga	pct	3fg-fga	pct	ft-fga	pct	off	def	tot	avg							
OHIO ST.	11/07/18	10	0-2	.000	0-1	.000	2-2	1.000	0	0	0	0.0	2	0	0	2	0	2	2.0	
N.C. CENTRAL	11/13/18	18	3-6	.500	0-1	.000	2-2	1.000	2	2	4	2.0	0	2	2	0	0	8	5.0	
MILWAUKEE	11/16/18	21	2-2	1.000	0-0	.000	0-0	.000	1	1	2	2.0	1	6	0	0	1	4	4.7	
WESTERN MICH.	11/19/18	11	0-0	.000	0-0	.000	0-0	.000	0	0	1	0	1.5	3	0	1	0	1	0	3.5
vs George Mason	11/23/18	5	0-0	.000	0-0	.000	0-0	.000	0	1	1	1.4	0	0	1	0	0	0	0	2.8
vs Ole Miss	11/24/18	12	1-3	.333	0-0	.000	1-2	.500	1	1	2	1.5	1	1	1	1	0	3	2.8	
ARK-PINE BLUFF	11/27/18	19	3-5	.600	1-2	.500	1-2	.500	0	3	3	1.7	0	2	1	1	4	8	3.6	
at UNLV	12/01/18	8	2-2	1.000	1-1	1.000	0-0	.000	0	0	0	1.5	1	0	2	0	1	5	3.8	
NORTHERN KY.	12/04/18	12	1-3	.333	0-1	.000	0-0	.000	0	2	2	1.6	2	2	0	0	1	2	3.6	
XAVIER	12/08/18	1	0-0	.000	0-0	.000	0-0	.000	0	0	0	1.4	1	0	0	0	0	0	0	3.2
at Mississippi State	12/15/18	3	0-0	.000	0-0	.000	0-0	.000	0	0	0	1.3	0	0	0	0	0	0	0	2.9
UCLA	12/19/18	6	1-1	1.000	0-0	.000	5-6	.833	0	1	1	1.3	1	0	1	0	0	7	3.3	
SOUTH CAROLINA ST.	12/22/18	12	1-4	.250	0-0	.000	0-0	.000	3	4	7	1.7	1	2	1	0	0	2	3.2	
TULANE	01/02/19	7	0-2	.000	0-0	.000	0-0	.000	1	0	1	1.6	0	0	1	0	0	0	0	2.9
at ECU	01/05/19	2	0-0	.000	0-0	.000	0-0	.000	1	0	1	1.6	0	0	2	1	0	0	0	2.7
at Tulsa	01/10/19	5	0-1	.000	0-1	.000	1-2	.500	0	1	1	1.6	1	0	0	1	0	1	0	2.6
UCONN	01/12/19	2	0-0	.000	0-0	.000	0-0	.000	0	1	1	1.5	1	0	1	0	0	0	0	2.5
SOUTH FLA.	01/15/19	5	0-0	.000	0-0	.000	0-0	.000	0	0	0	1.4	0	1	1	0	0	0	0	2.3
TULSA	01/24/19	12	1-4	.250	0-2	.000	0-0	.000	2	1	3	1.5	1	1	0	0	0	2	2.3	
at Temple	01/27/19	11	1-3	.333	0-1	.000	2-2	1.000	1	2	3	1.6	2	1	0	1	2	4	2.4	
SMU	02/02/19	4	0-0	.000	0-0	.000	0-0	.000	0	0	0	1.5	0	0	0	0	0	0	0	2.3
at Memphis	02/07/19	14	3-3	1.000	0-0	.000	0-0	.000	2	2	4	1.6	1	2	2	0	0	6	2.5	
Totals		0	200	19-41	.463	2-10	.200	14-18	.778	14	22	36	1.6	19	20	17	7	10	54	2.5

CAREER STATISTICS

			Total		3-Point		F-Throws		Rebounds											Scoring	
Season	gp-gs	min/avg	fg-fga	pct	fg-fga	pct	ft-fita	pct	off	def	tot	avg	pf	fo	ast	to	blk	stl	pts	avg	
2018-19	22-0	200/9.1	19-41	.463	2-10	.200	14-18	.778	14	22	36	1.6	19	0	20	17	7	10	54	2.5	
TOTAL	22-0	200/9.1	19-41	.463	2-10	.200	14-18	.778	14	22	36	1.6	19	0	20	17	7	10	54	2.5	



#2 KEITH WILLIAMS

GUARD • 6-5 • 210 • SOPHOMORE • 1L • BROOKLYN, N.Y. (BISHOP LOUGHLIN MEMORIAL)

MOMENTS

- » Scored a career-high 19 points on 8-of-13 shooting with three threes vs. UCLA (12/19/18).
- » Tallied team highs with 15 points and eight rebounds at UNLV (12/1/18).
- » Scored 15 points in his first collegiate start against NC Central (11/13/18).

2018-19 Season (Sophomore): Scored 14 points on 5-of-9 shooting with a pair of blocks at Wichita State (1/19) ... had 14 points with three steals at Tulsa (1/10) ... scored a career-high 19 points on 8-of-13 shooting with a trio of threes and four assists against UCLA (12/19) ... tallied 15 points on 6-of-13 shooting at No. 18 Mississippi State (12/15) ... scored 16 points on 7-of-14 shooting against Xavier (12/8) ... registered a team-high 15 points on 5-of-10 shooting with a pair of threes and a team-best eight rebounds at UNLV (12/1) ... scored 15 points with three blocks and three assists against North Carolina Central (11/13) in his first collegiate start.

2017-18 Season (Freshman): Played in 33 games as a reserve, averaging 3.1 points and 1.2 rebounds in 9.8 minutes ... scored in double figures in each of his first two collegiate games, netting 10 points on 5-of-12 shooting with five rebounds in the season opener with Savannah State (11/10) and 10 points on 5-of-7 shooting against Western Carolina (11/13).

Prior to Cincinnati: Named the 2017 All-New York City Player of the Year and Catholic High School Athletic Association (CHSAA) Class AA Most Valuable Player, helping Bishop Loughlin to the Brooklyn/Queens championship game and inter-sectional semifinals ... netted 37 points in a CHSAA Brooklyn/Queens diocesan semifinal double overtime win against Christ the King ... tallied 25 points on 12-of-17 shooting from the field in the 2017 Jordan Brand Classic Regional Boys Game at the Barclays Center ... averaged 15.0 points and 4.3 rebounds while shooting 47.8 percent (96 of 201) from the field and 40.6 percent (28 of 69) from three-point range in 17 games for New Heights, an AAU squad on the 2016 Under Armour Association's 17U summer circuit ... tabbed a four star prospect by Rivals.com and 247Sports.

Personal: Born July 25, 1998 in Brooklyn, New York ... son of Yvette and Keith Williams Sr. ... has two brothers, Cleyon Carryl and Courtney Tyrell, and a sister, Tuanieha ... right-handed.

SEASON & CAREER STATISTICS

2018-19 SEASON			CAREER		
19 vs. UCLA, 12/19/18	Pts	19 vs. UCLA, 12/19/18	19 vs. UCLA, 12/19/18		
14 vs. Xavier, 12/8/18	FG Atts	14 vs. Xavier, 12/8/18	14 vs. Xavier, 12/8/18		
8 vs. UCLA, 12/19/18	FG Made	8 vs. UCLA, 12/19/18	8 vs. UCLA, 12/19/18		
5 at Tulsa, 1/10/19	3PT-FG Atts	5 at Tulsa, 1/10/19	5 at Tulsa, 1/10/19		
3 vs. UCLA, 12/19/18	3PT-FG Made	3 vs. UCLA, 12/19/18	3 vs. UCLA, 12/19/18		
8, 2x (last vs. NKU, 12/4/18)	FT Atts	8, 2x (last vs. NKU, 12/4/18)	8, 2x (last vs. NKU, 12/4/18)		
6 vs. Milwaukee, 11/16/18	FT Made	6 vs. Milwaukee, 11/16/18	6 vs. Milwaukee, 11/16/18		
8 at UNLV, 12/1/18	Rebs	8 at UNLV, 12/1/18	8 at UNLV, 12/1/18		
5 vs. Tulsa, 1/24/19	Assts	5 vs. Tulsa, 1/24/19	5 vs. Tulsa, 1/24/19		
4 vs. Western Michigan, 11/19/18	Stls	4 vs. Western Michigan, 11/19/18	4 vs. Western Michigan, 11/19/18		
3 vs. NC Central, 11/13/18	Blks	3 vs. NC Central, 11/13/18	3 vs. NC Central, 11/13/18		
37 at Mississippi State, 12/15/18	Mins	37 at Mississippi State, 12/15/18	37 at Mississippi State, 12/15/18		

MISCELLANEOUS STATISTICS

CATEGORY	2017-18	2018-19	CAREER
Double-Figure Scoring Games	2	15	17
Double-Figure Rebounding Games	0	0	0
Double-Double Games	0	0	0
20-Point Scoring Games	0	0	0
Games Led UC in Scoring	0	2	2
Games Led UC in Rebounding	0	1	1
Games Led UC in Assists	0	1	1
Games With 3+ Assists	0	3	3
Games With 3+ Blocks	0	1	1
Games With 3+ Steals	0	3	3
Games With 3+ Three-Pointers	0	1	1

GAME-BY-GAME STATISTICS

2018-19 (SOPHOMORE SEASON)

Opponent	Date	gs	min	Total			3-Pointers		Free throws		Rebounds					pf	a	t/o	blk	stl	pts	avg
				fg	fg%	pct	3fg	3fg%	ft	ft%	off	def	tot	avg								
OHIO ST.	11/07/18	13	1-6	.167	0-2	.000	2-2	1.000	1	2	3	3.0	1	0	1	1	1	4	4.0			
N.C. CENTRAL	11/13/18	* 26	7-12	.583	1-2	.500	0-1	.000	3	1	4	3.5	2	3	1	3	2	15	9.5			
MILWAUKEE	11/16/18	* 23	3-7	.429	0-2	.000	6-8	.750	1	1	2	3.0	1	1	2	0	1	12	10.3			
WESTERN MICH.	11/19/18	* 21	4-6	.667	0-0	.000	0-0	.000	3	2	5	3.5	0	0	3	1	4	8	9.8			
vs George Mason	11/23/18	* 17	3-5	.600	0-1	.000	0-0	.000	1	2	3	3.4	3	0	1	0	2	6	9.0			
vs Ole Miss	11/24/18	* 24	2-6	.333	2-2	1.000	3-6	.500	2	3	5	3.7	4	0	0	0	0	9	9.0			
ARK-PINE BLUFF	11/27/18	* 26	6-9	.667	0-1	.000	0-0	.000	1	1	2	3.4	0	2	1	0	1	12	9.4			
at UNLV	12/01/18	* 29	5-10	.500	2-2	1.000	3-4	.750	4	4	8	4.0	3	0	2	0	0	15	10.1			
NORTHERN KY.	12/04/18	* 23	3-9	.333	0-3	.000	4-8	.500	2	2	4	4.0	3	0	2	1	1	10	10.1			
XAVIER	12/08/18	* 31	7-14	.500	0-3	.000	2-2	1.000	1	3	4	4.0	1	0	1	2	0	16	10.7			
at Mississippi State	12/15/18	* 37	6-13	.462	1-4	.250	2-6	.333	1	1	2	3.8	4	2	1	2	1	15	11.1			
UCLA	12/19/18	* 25	8-13	.615	3-4	.750	0-1	.000	0	3	3	3.8	3	4	0	0	0	19	11.8			
SOUTH CAROLINA ST.	12/22/18	* 11	0-1	.000	0-1	.000	1-2	.500	0	1	1	3.5	3	0	1	0	0	1	10.9			
TULANE	01/02/19	* 20	4-10	.400	0-2	.000	2-2	1.000	0	0	0	3.3	2	2	1	3	3	10	10.9			
at ECU	01/05/19	* 34	6-12	.500	0-3	.000	1-2	.500	1	2	3	3.3	3	0	2	1	2	13	11.0			
at Tulsa	01/10/19	* 32	6-11	.545	2-5	.400	0-0	.000	1	3	4	3.3	5	0	2	0	3	14	11.2			
UCONN	01/12/19	* 32	5-7	.714	1-2	.500	1-2	.500	1	1	2	3.2	4	1	0	1	2	12	11.2			
SOUTH FLA.	01/15/19	* 29	4-7	.571	2-2	1.000	1-1	1.000	2	0	2	3.2	3	0	1	2	1	11	11.2			
at Wichita St.	01/19/19	* 32	5-9	.556	1-2	.500	3-5	.600	1	0	1	3.1	2	0	4	2	0	14	11.4			
TULSA	01/24/19	* 22	1-4	.250	0-1	.000	1-2	.500	1	3	4	3.2	2	5	0	0	0	3	11.0			
at Temple	01/27/19	* 21	2-6	.333	1-2	.500	4-4	1.000	3	2	5	3.2	4	0	2	0	1	9	10.9			
SMU	02/02/19	* 28	4-7	.571	1-3	.333	4-6	.667	0	3	3	3.2	1	1	2	0	1	13	11.0			
at Memphis	02/07/19	* 24	3-8	.375	1-2	.500	2-2	1.000	2	1	3	3.2	2	1	1	0	0	9	10.9			
Totals		21	580	95-192	.495	18-51	.353	42-66	.636	32	41	73	3.2	56	22	31	19	26	250	10.9		

2017-18 (FRESHMAN SEASON)

Opponent	Date	gs	min	Total		3-Pointers		Free throws		Rebounds		pf	a	t/o	blk	stl	pts	avg		
				fg	pta	fg	pta	ft	fta	of	def									
SAVANNAH STATE	11/10/17	15	5-12	41.7	0-4	.000	0-0	.000	3	2	5	5.0	0	1	0	0	10	10.0		
WESTERN CAROLINA	11/13/17	19	5-7	71.4	0-2	.000	0-2	.000	0	1	1	3.0	0	1	0	0	1	10	10.0	
COPPIN STATE	11/16/17	18	2-6	33.3	0-2	.000	0-3	.000	0	2	2	2.7	0	2	2	0	1	4	8.0	
vs Buffalo	11/20/17	13	2-5	40.0	0-0	.000	0-1	.000	0	1	1	2.3	2	0	2	0	1	4	7.0	
vs Richmond	11/21/17	15	0-2	.000	0-0	.000	1-2	.500	0	1	1	2.0	2	1	3	0	1	1	5.8	
vs Wyoming	11/22/17	11	1-3	33.3	1-2	.500	1-2	.500	0	0	0	1.7	0	0	0	0	1	4	5.5	
ALABAMA STATE	12/17/17	20	3-5	60.0	0-1	.000	2-3	.667	2	0	2	1.7	0	2	0	0	0	8	5.9	
at Xavier	12/02/17	2	0-0	.000	0-0	.000	0-0	.000	0	1	1	1.6	1	0	0	0	0	0	5.1	
vs Florida	12/09/17	2	0-0	.000	0-0	.000	0-0	.000	0	1	1	1.6	0	0	1	0	0	0	4.6	
MISSISSIPPI ST.	12/12/17	13	2-4	50.0	0-2	.000	0-0	.000	0	1	1	1.5	1	0	2	1	1	4	4.5	
at UCLA	12/16/17	11	2-6	33.3	0-1	.000	0-0	.000	2	1	3	1.6	1	1	0	0	0	4	4.5	
UA-PINE BLUFF	12/19/17	14	4-7	57.1	0-1	.000	1-1	1.000	0	2	2	1.7	1	1	1	0	1	9	4.8	
CLEVELAND STATE	12/21/17	9	2-4	50.0	1-1	1.000	0-0	.000	1	1	2	1.7	1	0	0	0	0	5	4.8	
MEMPHIS	12/31/17	17	1-3	33.3	0-1	.000	1-2	.500	0	0	0	1.6	1	1	2	0	0	3	4.7	
at Temple	01/04/18	6	0-2	.000	0-0	.000	0-0	.000	0	0	0	1.5	0	0	0	0	1	0	4.4	
SMU	01/07/18	5	0-0	.000	0-0	.000	2-2	1.000	0	1	1	1.4	0	0	0	1	1	2	4.3	
at USF	1/13/18	5	0-1	.000	0-0	.000	0-0	.000	0	0	0	1.4	0	1	1	0	0	0	4.0	
ECU	01/20/18	12	0-5	.000	0-1	.000	0-0	.000	0	3	3	1.4	0	0	0	0	0	0	3.8	
TEMPLE	01/24/18	9	1-3	33.3	0-0	.000	4-4	1.000	0	1	1	1.4	2	0	1	0	2	6	3.9	
at Memphis	1/27/18	2	0-0	.000	0-0	.000	0-0	.000	0	0	0	1.4	0	0	0	0	0	0	3.7	
HOUSTON	01/31/18	1	0-0	.000	0-0	.000	0-0	.000	0	0	0	1.3	0	0	0	0	0	0	3.5	
at UCONN	2/3/18	2	1-1	1.000	1-1	1.000	0-0	.000	0	0	0	1.2	0	0	0	0	0	3	3.5	
UCF	02/06/18	14	1-5	20.0	0-2	.000	0-0	.000	1	1	2	1.3	2	0	2	0	1	2	3.4	
at SMU	02/11/18	12	3-5	60.0	0-1	.000	2-2	1.000	0	0	0	1.2	1	1	2	0	1	8	3.6	
WICHITA STATE	02/18/18	6	0-0	.000	0-0	.000	1-2	.500	1	0	1	1.2	0	0	0	0	0	1	3.5	
UCONN	02/22/18	11	1-5	20.0	0-2	.000	0-0	.000	1	0	1	1.2	2	1	1	0	0	2	3.5	
TULSA	02/25/18	7	1-2	50.0	0-0	.000	0-1	.000	1	0	1	1.2	0	0	1	1	0	2	3.4	
at Tulane	03/01/18	27	2-6	33.3	0-0	.000	2-4	.500	3	2	5	1.3	1	1	3	2	1	6	3.5	
at Wichita State	03/04/18	9	1-1	1.000	1-1	1.000	0-0	.000	0	1	1	1.3	1	0	0	0	0	3	3.5	
vs SMU	03/09/18	8	0-2	.000	0-1	.000	0-1	.000	0	1	1	1.3	1	0	1	0	0	0	3.4	
vs Memphis	3-10-18	9	0-1	.000	0-1	.000	0-0	.000	0	1	1	1.3	2	0	0	0	1	0	3.3	
vs Houston	3-11-18	0	0-0	.000	0-0	.000	0-0	.000	0	0	0	1.3	1	0	0	0	0	0	3.2	
vs Georgia State	03/16/18	1	0-1	.000	0-0	.000	0-0	.000	0	0	0	1.2	0	0	0	0	0	0	3.1	
Totals		0	325	40-104	.385	4-27	.148	17-32	.531	15	25	40	1.2	23	14	27	5	15	101	3.1

CAREER STATISTICS

			Total		3-Point		F-Throws		Rebounds										Scoring	
Season	gp-gs	min/avg	fg-fga	pct	fg-fga	pct	ft-fta	pct	off	def	tot	avg	pf	fo	ast	to	blk	stl	pts	avg
2017-18	33-0	325/9.8	40-104	.385	4-27	.148	17-32	.531	15	25	40	1.2	23	0	14	27	5	15	101	3.1
2018-19	23-21	580/25.2	95-192	.495	18-51	.353	42-66	.636	32	41	73	3.2	56	1	22	31	19	26	250	10.9
TOTAL	56-21	905/16.2	135-296	.456	22-78	.282	59-98	.602	47	66	113	2.0	79	1	36	58	24	41	351	6.3



#3 JUSTIN JENIFER

GUARD • 5-10 • 175 • SENIOR • 3L • BALTIMORE, MD. (MILFORD MILL ACADEMY)

MOMENTS

- » Tallied 18 pointers with four threes, five assists and no turnovers against Tulane (1/2/19).
- » Scored 16 points with four threes against Coppin State (11/16/17).
- » Had a 21st birthday to remember, scoring 14 points on 5-of-8 shooting with four threes against Bowling Green (12/4/16).
- » Netted 11 points and dished out nine assists in 16 minutes against Robert Morris (11/15/15).

2018-19 Season (Senior): Scored 14 points with four threes at Memphis (2/7) ... hit a career-high six threes and matched a career-high with 18 points against Tulsa (1/24) ... tallied 17 points on 4-of-5 shooting from the field with a pair of threes and 7-of-8 shooting from the foul line at Wichita State (1/19) ... scored a career-high 18 points on 6-of-7 shooting with four three-pointers, five assists and no turnovers in 26 minutes against Tulane (1/2) ... hit a trio of threes for 11 points with five assists and no turnovers against SC State (12/22) ... scored 11 points with a trio of threes to go with five assists and no turnovers against UCLA (12/19) ... handed out nine assists with only one turnover to go with seven points in 29 minutes against Xavier (12/8) ... netted a game-high 13 points and hit a season-best three three-pointers against UNLV (11/27) ... scored 10 points with six assists and zero turnovers against North Carolina Central (11/13).

2017-18 Season (Junior): Started 33 of 36 games, averaging 4.8 points, 2.5 assists and 1.0 rebounds in 19.6 minutes ... finished season with 91 assists and only 24 turnovers (3.8-to-1 assist-to-turnover ratio), committing only four turnovers in the last 13 games (239 minutes) ... handed out a season-high seven assists against Cleveland State (12/21) ... scored a season-high 16 points with four three-pointers against Coppin State (11/16) ... tallied 15 points against on 6-of-12 shooting against Savannah State (11/10) ... netted 11 points with a trio of three-pointers against UCF (2/6) ... handed out three of more assists 14 times.

2016-17 Season (Sophomore): Played in 35 games as a reserve, averaging 2.8 points, 1.9 assists and 1.0 rebounds in 12.7 minutes ... handed out 68 assists with only 16 turnovers, a 4.3-to-1 assist-to-turnover ratio, for the season ... registered 35 assists with only five turnovers, a 7.0-to-1 assist-to-turnover ratio, in 12.2 minutes during league play ... scored a season-high 14 points on 5-of-8 shooting with four three-pointers in 28 minutes against Bowling Green (12/4) on his birthday ... tallied 13 points on 6-of-11 shooting with five assists in 23 minutes against Fairleigh Dickinson (12/17) ... recorded 12 points with nine assists and five rebounds in 28 minutes against USF (1/29) ... handed out nine assists without a turnover in 22 minutes against Texas Southern (12/13) ... handed out three or more assists nine times.

2015-16 Season (Freshman): Played in all 34 games as a reserve, averaging 2.4 points and 1.3 assists in 8.6 minutes ... shot 70.0 percent (14 of 20) from the free throw line for the season ... tallied a season-high 11 points and nine assists against Robert Morris (11/15) ... played a conference-season high 18 minutes against Tulane (1/24), posting six points on a pair of threes to go with two assists and two rebounds ... registered eight points with a pair of threes against Arkansas-Pine Bluff (11/22).

Prior to Cincinnati: Earned Baltimore Sun All-Metro second-team honors while averaging 17.3 points, 7.0 assists and 3.0 rebounds as a senior at Milford Mill Academy ... scored 30 or more points three times, including a 40-point effort during his final year, guiding the Millers to a 15-8 overall mark and an appearance at the regional finals ... tabbed a Gatorade Player of the Year nominee as a senior ... scored more than 1,000 points during his career ... helped his squad advance to the Maryland Class 3A state semifinals as a junior, averaging 18 points and 13 assists during the year ... claimed Baltimore Sun All-Metro first-team honors and was tabbed co-Baltimore County Player of the Year while posting double figures in every game and registered 12 double-doubles as a junior ... saw his team post a 26-2 record and win the state championship as a sophomore, tallying 17 points, seven assists and seven rebounds in the title game ... earned Baltimore Sun All-Metro second-team accolades as a sophomore ... named most valuable player at the 2013 Mary Kline Classic, posting 23 points and 10 assists.

Personal: Born December 4, 1995 in Baltimore, Maryland ... son of Kisha Hull and Howard Jenifer ... has one sister, Raeshawnda ... left-handed.

SEASON & CAREER STATISTICS

2018-19 SEASON

		CAREER
18, 2x (last vs. Tulsa, 1/24/19)	Pts	18, 2x (last vs. Tulsa, 1/24/19)
12 at Memphis, 2/7/19	FG Atts	12, 2x (last at Memphis, 2/7/19)
6, 2x (last vs. Tulsa, 1/24/19)	FG Made	6, 4x (last vs. Tulsa, 1/24/19)
10 vs. Tulsa, 1/24/19	3PT-FG Atts	10 vs. Tulsa, 1/24/19
6 vs. Tulsa, 1/24/19	3PT-FG Made	6 vs. Tulsa, 1/24/19
8, 2x (last at Wichita State, 1/19/19)	FT Atts	8, 2x (last at Wichita State, 1/19/19)
7 at Wichita State, 1/19/19	FT Made	7 at Wichita State, 1/19/19
6 at ECU, 1/5/19	Rebs	6 at ECU, 1/5/19
9 vs. Xavier, 12/8/18	Assts	9, 4x (last vs. Xavier, 12/8/18)
2, 3x (last at Memphis, 2/7/19)	Stls	3, 2x (last vs. USF, 2/4/16)
0	Blks	0
38 at ECU, 1/5/19	Mins	38 at ECU, 1/5/19

MISCELLANEOUS STATISTICS

CATEGORY	2015-16	2016-17	2017-18	2018-19	CAREER
Double-Figure Scoring Games	1	3	3	10	17
Double-Figure Rebounding Games	0	0	0	0	0
Double-Double Games	0	0	0	0	0
20-Point Scoring Games	0	0	0	0	0
Games Led UC in Scoring	a0	0	0	1	1
Games Led UC in Rebounding	0	0	0	0	0
Games Led UC in Assists	1	4	7	9	21
Games With 3+ Assists	3	8	14	13	38
Games With 3+ Blocks	0	0	0	0	0
Games With 3+ Steals	2	1	0	0	3
Games With 3+ Three-Pointers	0	1	3	7	11

CAREER STATISTICS

Season	gp-gs min/avg		Total		3-Point		F-Throws		Rebounds				Scoring					
			fg-fga	pct	fg-fga	pct	ft-fa	pct	off	def	tot	avg	pf	fo	ast	to	blk	stl
2015-16	27-0	232/8.6	21-58	.362	10-30	.333	14-20	.700	2	16	18	0.7	18	0	34	17	0	14
2016-17	35-0	446/12.7	37-90	.411	17-45	.378	7-14	.500	8	27	35	1.0	32	0	68	16	0	16
2017-18	36-33	704/19.6	50-137	.365	30-84	.357	44-57	.772	8	29	37	1.0	43	0	91	24	0	17
2018-19	22-22	567/25.8	65-144	.451	40-89	.449	29-38	.763	1	35	36	1.6	31	0	73	15	0	16
TOTAL	120-55	1949/16.2	173-429	.403	97-248	.391	94-129	.729	19	107	126	1.1	124	0	266	72	0	63



#3 JUSTIN JENIFER

GUARD • 5-10 • 175 • SENIOR • 3L • BALTIMORE, MD. (MILFORD MILL ACADEMY)

GAME-BY-GAME STATISTICS

2018-19 (SENIOR SEASON)


Opponent	Date	gs	min	Total		3-Pointers		Free throws		Rebounds			pf	a	t/o	blk	stl	pts	avg		
				fg-fga	pct	3fg-fga	pct	ft-ftr	pct	off	def	tot								avg	
OHIO ST.	11/07/18	*	27	2-8	.250	1-4	.250	0-0	.000	0	2	2	2.0	2	5	1	0	1	5	5.0	
N.C. CENTRAL	11/13/18	*	22	4-5	.800	2-3	.667	0-0	.000	0	0	0	1.0	1	6	0	0	2	10	7.5	
WESTERN MICH.	11/19/18	*	18	0-4	.000	0-2	.000	0-0	.000	0	1	1	1.0	2	5	0	0	0	0	5.0	
vs George Mason	11/23/18	*	25	2-6	.333	0-0	.000	0-0	.000	0	1	1	1.0	1	3	0	0	0	4	4.8	
vs Ole Miss	11/24/18	*	27	3-6	.500	1-2	.500	0-0	.000	0	1	1	1.0	1	0	1	0	0	7	5.2	
ARK-PINE BLUFF	11/27/18	*	16	4-6	.667	3-5	.600	2-2	1.000	0	1	1	1.0	2	2	0	0	1	13	6.5	
at UNLV	12/01/18	*	28	2-5	.400	1-2	.500	2-4	.500	0	1	1	1.0	3	6	2	0	1	7	6.6	
NORTHERN KY.	12/04/18	*	20	3-3	1.000	2-2	1.000	2-2	1.000	0	3	3	1.3	0	3	0	0	0	10	7.0	
XAVIER	12/08/18	*	29	1-5	.200	1-4	.250	4-4	1.000	0	0	0	1.1	1	9	1	0	0	7	7.0	
at Mississippi State	12/15/18	*	28	1-2	.500	0-1	.000	0-0	.000	0	1	1	1.1	3	4	1	0	1	2	6.5	
UCLA	12/19/18	*	22	4-7	.571	3-5	.600	0-0	.000	0	0	0	1.0	1	5	0	0	1	11	6.9	
SOUTH CAROLINA ST.	12/22/18	*	29	4-11	.364	3-9	.333	0-0	.000	0	2	2	1.1	3	5	0	0	1	11	7.3	
TULANE	01/02/19	*	26	6-7	.857	4-5	.800	2-2	1.000	1	3	4	1.3	2	5	0	0	0	18	8.1	
at ECU	01/05/19	*	38	3-8	.375	1-5	.200	0-0	.000	0	6	6	1.6	2	3	0	0	1	7	8.0	
at Tulsa	01/10/19	*	13	1-4	.250	0-1	.000	0-0	.000	0	0	0	1.5	0	1	1	0	1	2	7.6	
UCONN	01/12/19	*	34	3-9	.333	3-7	.429	4-8	.500	0	4	4	1.7	1	0	2	0	1	13	7.9	
SOUTH FLA.	01/15/19	*	25	2-8	.250	2-5	.400	4-4	1.000	0	2	2	1.7	3	2	0	0	2	10	8.1	
at Wichita St.	01/19/19	*	27	4-5	.800	2-3	.667	7-8	.875	0	0	0	1.6	0	0	0	0	0	17	8.6	
TULSA	01/24/19	*	31	6-11	.545	6-10	.600	0-0	.000	0	2	2	1.6	0	4	2	0	0	18	9.1	
at Temple	01/27/19	*	24	3-7	.429	1-3	.333	2-4	.500	0	3	3	1.7	2	0	0	0	1	9	9.1	
SMU	02/02/19	*	24	2-5	.400	0-2	.000	0-0	.000	0	1	1	1.7	0	3	1	0	0	4	8.8	
at Memphis	02/07/19	*	34	5-12	.417	4-9	.444	0-0	.000	0	1	1	1.6	1	2	1	0	2	14	9.0	
Totals			22	567	65-144	.451	40-89	.449	29-38	.763	1	35	36	1.6	31	73	15	0	16	199	9.0

2016-17 (SOPHOMORE SEASON)

Opponent	Date	gs	min	Total		3-Pointers		Free throws		Rebounds			pf	a	t/o	blk	stl	pts	avg	
				fg-ga	pct	3fg-3ga	pct	ft-fta	pct	off	def	tot								avg
BROWN	11/11/16	27	2-4	.500	1-3	.333	1-1	1.000	2	3	5	5.0	1	2	1	0	1	6	6.0	
ALBANY	11/14/16	19	2-5	.400	1-2	.500	1-2	.500	0	1	1	3.0	2	5	1	0	3	6	6.0	
vs Rhode Island	11/19/16	16	1-2	.500	1-2	.500	0-0	.000	0	0	0	2.0	2	0	0	0	1	3	5.0	
vs Penn State	11/20/16	23	1-4	.250	1-2	.500	0-1	.000	0	1	1	1.8	1	1	1	0	0	3	4.5	
SAMFORD	11/23/16	9	0-3	.000	0-2	.000	0-2	.000	0	0	0	1.4	1	1	1	0	0	0	3.6	
LIPSCOMB	11/26/16	13	2-4	.500	1-1	1.000	0-0	.000	0	2	2	1.5	0	2	2	0	1	5	3.8	
at Iowa State	12-01-16	5	0-1	.000	0-0	.000	0-0	.000	0	0	0	1.3	1	1	0	0	0	0	3.3	
BOWLING GREEN	12/04/16	28	5-8	.625	4-5	.800	0-0	.000	1	2	3	1.5	1	1	1	0	0	14	4.6	
at Butler	12/10/16	9	0-1	.000	0-1	.000	0-0	.000	1	1	2	1.6	1	1	1	0	0	0	4.1	
TEXAS SOUTHERN	12/13/16	22	3-5	.600	1-3	.333	1-2	.500	0	2	2	1.6	1	9	0	0	1	8	4.5	
FAIRLEIGH DICKINSON	12/17/16	23	6-11	.545	1-4	.250	0-0	.000	0	0	0	1.5	2	5	2	0	2	13	5.3	
MARSHALL	12/22/16	13	1-3	.333	0-1	.000	1-2	.500	0	1	1	1.4	0	3	0	0	0	3	5.1	
at Temple	12/28/16	12	1-3	.333	0-1	.000	0-0	.000	0	0	0	1.3	1	1	0	0	1	2	4.8	
TULANE	01/01/17	20	3-5	.600	1-2	.500	2-2	1.000	1	0	1	1.3	0	4	0	0	0	9	5.1	
at Houston	1/7/17	14	0-2	.000	0-1	.000	0-0	.000	0	1	1	1.3	1	3	1	0	0	0	4.8	
SMU	01/12/17	4	0-1	.000	0-1	.000	0-0	.000	0	1	1	1.3	1	0	0	0	0	0	4.5	
at East Carolina	01/15/17	11	1-2	.500	0-1	.000	0-0	.000	0	0	0	1.2	1	0	0	0	0	2	4.4	
TEMPLE	01/18/17	4	0-1	.000	0-1	.000	0-0	.000	0	0	0	1.1	0	0	0	0	0	0	4.1	
at Tulane	01/21/17	12	0-2	.000	0-2	.000	0-0	.000	0	1	1	1.1	1	2	0	0	0	0	3.9	
XAVIER	01/26/17	3	0-0	.000	0-0	.000	0-0	.000	0	0	0	1.1	1	0	0	0	0	0	3.7	
USF	01/29/17	28	5-7	.714	2-3	.667	0-0	.000	3	2	5	1.2	3	9	1	0	1	12	4.1	
at Tulsa	02/01/17	2	0-0	.000	0-0	.000	0-0	.000	0	0	0	1.2	1	0	0	0	0	0	3.9	
UCONN	02/04/17	15	0-1	.000	0-1	.000	0-0	.000	0	1	1	1.2	2	2	0	0	0	0	3.7	
UCF	02/08/17	15	2-5	.400	2-3	.667	0-0	.000	0	0	0	1.1	0	2	0	0	0	6	3.8	
at SMU	02/12/17	9	0-0	.000	0-0	.000	1-2	.500	0	0	0	1.1	1	2	0	0	0	1	3.7	
at USF	02/15/17	15	0-2	.000	0-0	.000	0-0	.000	0	0	0	1.0	0	5	0	0	2	0	3.6	
TULSA	02/18/17	17	1-1	1.000	0-0	.000	0-0	.000	0	1	1	1.0	1	3	2	0	1	2	3.5	
MEMPHIS	02/23/17	5	0-2	.000	0-1	.000	0-0	.000	0	2	2	1.1	1	0	0	0	0	0	3.4	
at UCF	2/26/17	9	0-0	.000	0-0	.000	0-0	.000	0	2	2	1.1	2	1	1	0	0	0	3.3	
HOUSTON	03/02/17	7	0-1	.000	0-0	.000	0-0	.000	0	0	0	1.1	0	0	0	0	0	0	3.2	
at UConn	3/5/17	20	1-2	.500	1-1	1.000	0-0	.000	0	1	1	1.1	0	1	0	0	1	3	3.2	
vs Tulsa	3/10/17	11	0-2	.000	0-1	.000	0-0	.000	0	2	2	1.1	0	1	0	0	1	0	3.1	
at UConn	3/11/17	2	0-0	.000	0-0	.000	0-0	.000	0	0	0	1.1	2	0	1	0	0	0	3.0	
vs Kansas State	03/17/17	2	0-0	.000	0-0	.000	0-0	.000	0	0	0	1.0	0	0	0	0	0	0	2.9	
vs UCLA	03/19/17	2	0-0	.000	0-0	.000	0-0	.000	0	0	0	1.0	0	1	0	0	0	0	2.8	
Totals		0	446	37-90	.411	17-45	.378	7-14	.500	8	27	35	1.0	32	68	16	0	16	98	2.8

2017-18 (JUNIOR SEASON)

Opponent	Date	g	min	fg	pct	3fg	pct	ft	pct	off	def	tot	avg	pf	a	t/o	blk	stl	pts	avg
SAVANNAH STATE	11/01/17	21	6-12	.500	1-5	.200	2-5	.400	0	0	0	0	0.0	2	5	1	0	1	15	15.0
WESTERN CAROLINA	11/13/17	*	18	0-3	.000	0-2	.000	2-2	1.000	0	0	0	0.0	2	1	0	0	1	2	8.5
COPPIN STATE	11/16/17		22	4-5	.800	4-5	.800	4-4	1.000	1	1	2	0.7	1	2	0	0	1	16	11.0
vs Buffalo	11/20/17		24	1-6	.167	0-2	.000	0-0	.000	0	2	2	1.0	1	5	0	0	0	2	8.8
vs Richmond	11/21/17	*	15	3-4	.750	3-4	.750	0-0	.000	0	1	1	1.0	3	3	3	0	0	9	8.8
vs Wyoming	11/22/17	*	25	2-4	.500	2-2	1.000	1-2	.500	2	1	3	1.3	1	2	0	0	0	7	8.5
ALABAMA STATE	11/27/17	*	23	2-7	.286	1-4	.250	2-2	1.000	0	0	0	1.1	1	1	0	0	0	7	8.3
at Xavier	12/02/17	*	17	2-5	.400	0-1	.000	0-0	.000	0	0	0	1.0	1	4	0	0	0	4	7.8
vs Florida	12/09/17	*	23	0-3	.000	0-2	.000	0-0	.000	0	0	0	0.9	2	1	1	0	0	0	6.9
MISSISSIPPI ST.	12/12/17	*	19	1-3	.333	1-1	1.000	0-0	.000	0	0	0	0.8	1	3	1	0	0	0	6.5
at UCLA	12/16/17		20	1-4	.250	0-2	.000	5-6	.833	0	2	2	0.9	0	1	0	0	1	7	7.5
UA-PINE BLUFF	12/19/17		15	1-3	.333	1-2	.500	0-0	.000	0	0	0	0.8	1	1	2	0	0	3	6.3
CLEVELAND STATE	12/21/17		23	1-4	.250	1-3	.333	0-0	.000	0	1	1	0.8	0	7	2	2	2	3	6.0
MEMPHIS	12/31/17		23	3-6	.500	1-3	.333	0-0	.000	0	1	1	0.9	0	4	0	0	2	7	6.1
at Temple	01/04/18		35	2-7	.286	1-3	.333	4-6	.667	0	1	1	0.9	0	1	3	3	0	9	6.3
SMU	01/07/18		28	1-3	.333	1-3	.333	4-6	.667	0	2	2	0.9	2	4	1	0	0	7	6.3
at USF	1/13/18		19	1-2	.500	0-1	.000	4-4	1.000	0	1	1	0.9	1	2	0	0	1	6	6.3
at UCF	1/16/18		14	0-1	.000	0-1	.000	0-0	.000	0	0	0	0.9	2	1	0	0	1	0	5.9
ECU	01/20/18		12	0-1	.000	0-0	.000	0-0	.000	0	0	0	0.8	0	2	0	0	0	0	5.6
TEMPLE	01/24/18		26	0-4	.000	0-3	.000	0-0	.000	0	0	0	0.8	3	2	0	0	0	0	5.4
at Memphis	1/27/18		9	0-0	.000	0-0	.000	0-0	.000	0	0	0	0.8	3	2	0	0	1	0	5.1
HOUSTON	01/31/18		18	1-2	.500	1-2	.500	0-0	.000	1	3	4	1.0	0	2	0	0	0	3	5.0
at UCONN	2/3/18		16	1-5	.200	1-3	.333	2-2	1.000	0	1	1	1.0	3	0	3	0	0	5	5.0
UCF	02/06/18		22	3-10	.300	3-9	.333	2-2	1.000	0	1	1	1.0	2	1	0	0	0	11	5.3
at SMU	02/11/18		19	2-3	.667	2-3	.667	0-0	.000	0	4	4	1.1	0	5	1	0	1	6	5.3
at Houston	2/15/18		27	2-4	.500	1-2	.500	2-2	1.000	1	0	1	1.1	2	1	0	0	0	7	5.3
WICHITA STATE	02/18/18		11	0-0	.000	0-0	.000	2-2	1.000	0	0	0	1.0	0	1	0	0	1	2	5.2
UCONN	02/22/18		7	0-1	.000	0-1	.000	0-0	.000	0	0	0	1.0	0	2	0	0	0	0	5.0
TULSA	02/25/18		16	2-2	1.000	2-2	1.000	0-0	.000	0	0	0	1.0	0	5	1	0	0	6	5.1
at Tulane	03/01/18		17	1-2	.500	0-0	.000	2-2	1.000	0	1	1	1.0	4	3	0	0	2	4	5.0
at Wichita State	03/04/18		13	0-0	.000	0-0	.000	0-0	.000	0	1	1	1.0	1	2	0	0	0	0	4.9
vs SMU	03/09/18		25	2-6	.333	0-3	.000	2-2	1.000	1	0	1	1.0	2	1	0	0	0	6	4.9
vs Memphis	3-10-18		18	2-5	.400	1-3	.333	1-2	.500	1	2	3	1.0	2	2	0	0	0	6	4.9
vs Houston	3-11-18		19	1-2	.500	0-1	.000	0-0	.000	0	1	1	1.0	0	2	1	0	1	2	4.9
vs Georgia State	3-16/18		22	1-3	.333	1-3	.333	2-4	.500	1	0	1	1.0	0	5	1	0	1	5	4.9
vs Nevada	03/18/18		23	1-5	.200	1-3	.333	1-2	.500	0	1	1	1.0	0	2	0	0	0	4	4.8
Totals		33	704	50-137	.365	30-84	.357	44-57	.772	8	29	37	10	43	91	24	0	17	174	4.8



#5 TREVOR MOORE

GUARD • 6-5 • 195 • SOPHOMORE • 1L • HOUSTON, TEXAS/SOUTH KENT PREP (CONN.)

MOMENTS

- » Tallied a season-best 14 points on 4-of-7 shooting against UCF (2/6/18).
- » Hit a season-best four threes for 12 points against UConn (2/22/18).
- » Scored nine points with a season-best eight rebounds against Richmond (11/21/17).

2018-19 Season (Sophomore): Hit three threes for nine points vs. SMU (2/2) ... made a trio of threes for nine points at Tulsa (1/10) ... scored 10 points with a pair of threes against SC State (12/22) ... contributed five points with four assists and three steals in 22 minutes against UAPB (11/27).

2017-18 Season (Freshman): Played in 35 games as a reserve, averaging 3.4 points and 1.7 rebounds in 11.9 minutes ... posted a season-high 14 points on 4-of-7 shooting with a pair of threes in 13 minutes against UCF (2/6) ... scored 12 points with a season-best four three-pointers in 19 minutes against UConn (2/22) ... tallied 12 points with three threes in 16 minutes against Memphis (12/31) ... scored 11 points with a pair of steals against Alabama State (11/27) ... produced nine points and grabbed a season-high eight rebounds against Richmond (11/21).

Prior to Cincinnati: Averaged 7.0 points and 3.0 rebounds during the 2016-17 season at South Kent Prep in Connecticut ... ranked as the seventh best prospect in Connecticut for 2017 according to the New England Recruiting Report ... averaged 14.3 points while shooting 37.6 percent (56 of 149) from three-point range and 39.0 percent (67 of 172) from the field during 16 games for the 2016 Houston Defenders, an AAU squad on the Under Armour Association's 17U summer circuit ... made 35 three-pointers during the circuit's April-May schedule, ranking second among all guards ... three-time all-district selection at Phillis Wheatley High School, led the Greater Houston area in three-pointers made as a junior ... advanced to the 2017 NEPSAC Class AAA semifinals and the 2017 National Prep School Championship quarterfinals.

Personal: Born July 3, 1999 in Houston, Texas ... son of Renell and Ray Moore ... has two brothers, D'Ion and KJ and two sisters, Alteria and Kenetra.

SEASON & CAREER STATISTICS

2018-19 SEASON			CAREER		
10 vs. SC State, 12/22/18	Pts	14 vs. UCF, 2/6/18			
10 vs. SC State, 12/22/18	FG Atts	10 vs. SC State, 12/22/18			
4 vs. SC State, 12/22/18	FG Made	4, 4x (last vs. SC State, 12/22/18)			
8 vs. SC State, 12/22/18	3PT-FG Atts	8, 2x (last vs. SC State, 12/22/18)			
3, 2x (last vs. SMU, 2/2/19)	3PT-FG Made	4 vs. UConn, 2/22/18			
2 vs. Western Michigan, 11/19/18	FT Atts	5, vs UCF, 2/6/18			
2 vs. Western Michigan, 11/19/18	FT Made	4 vs UCF, 2/6/18			
5 at Temple, 1/27/19	Rebs	8 vs. Richmond, 11/21/17			
4 vs. Arkansas-Pine Bluff, 11/27/18	Assts	4 vs. Arkansas-Pine Bluff, 11/27/18			
3, 2x (last at Tulsa, 1/10/19)	Stls	3, 2x (last at Tulsa, 1/10/19)			
1 vs. Arkansas-Pine Bluff, 11/27/18	Blks	1, 3x (last vs. Ark.-Pine Bluff, 11/27/18)			
26 at Tulsa, 1/10/19	Mins	26, 2x (last at Tulsa, 1/10/19)			

MISCELLANEOUS STATISTICS

CATEGORY	2017-18	2018-19	CAREER
Double-Figure Scoring Games	4	1	5
Double-Figure Rebounding Games	0	0	0
Double-Double Games	0	0	0
20-Point Scoring Games	0	0	0
Games Led UC in Scoring	1	0	1
Games Led UC in Rebounding	1	0	1
Games Led UC in Assists	0	0	0
Games With 3+ Assists	1	1	2
Games With 3+ Blocks	0	0	0
Games With 3+ Steals	0	2	2
Games With 3+ Three-Pointers	3	2	5

GAME-BY-GAME STATISTICS

2018-19 (SOPHOMORE SEASON)

Opponent	Date	gs	min	Total		3-Pointers		Free throws		Rebounds		pf	a	tlo	blk	stl	pts	avg		
				fg-fga	pct	3fg-fga	pct	ft-fa	pct	off	def								tot	avg
OHIO ST.	11/07/18	18	1-5	.200	0-3	.000	0-0	1-1	1.000	0	2	2	2.0	1	0	0	1	2.2		
N.C. CENTRAL	11/13/18	16	1-3	.333	0-1	.000	1-1	1.000	0	0	0	1.0	2	1	0	0	3	2.5		
MILWAUKEE	11/16/18	10	0-1	.000	0-1	.000	0-0	.000	0	0	0	0.7	0	1	0	0	0	1.7		
WESTERN MICH.	11/19/18	10	0-0	.000	0-0	.000	2-2	1.000	1	1	2	1.0	0	1	0	0	2	1.8		
vs George Mason	11/23/18	5	0-0	.000	0-0	.000	0-0	.000	0	1	1	1.0	0	0	3	0	2	1.4		
ARK.-PINE BLUFF	11/27/18	22	2-4	.500	1-3	.333	0-0	.000	0	2	2	1.2	3	4	0	1	3	5	2.0	
at UNLV	12/01/18	7	1-2	.500	1-2	.500	0-0	.000	1	2	3	1.4	0	1	0	0	0	3	2.1	
NORTHERN KY.	12/04/18	12	0-1	.000	0-1	.000	0-0	.000	0	2	2	1.5	1	1	1	0	0	0	1.9	
XAVIER	12/08/18	7	1-1	1.000	1-1	1.000	0-0	.000	0	1	1	1.4	1	0	0	0	1	3	2.0	
at Mississippi State	12/15/18	4	0-1	.000	0-1	.000	0-0	.000	0	0	0	1.3	0	0	0	0	0	0	1.8	
UCLA	12/19/18	19	1-4	.250	1-3	.333	0-0	.000	0	3	3	1.5	2	0	0	0	2	3	1.9	
SOUTH CAROLINA ST.	12/22/18	22	4-10	.400	2-8	.250	0-0	.000	0	3	3	1.6	1	1	2	0	0	10	2.6	
TULANE	01/02/19	5	0-1	.000	0-1	.000	0-0	.000	0	0	0	1.5	0	0	0	0	0	0	2.4	
at ECU	01/05/19	6	2-4	.500	0-2	.000	0-0	.000	1	0	1	1.4	2	0	0	0	1	4	2.5	
at Tulsa	01/10/19	26	3-7	.429	3-7	.429	0-0	.000	1	2	3	1.5	2	0	0	0	3	9	2.9	
UCONN	01/12/19	10	0-1	.000	0-1	.000	0-0	.000	0	0	0	1.4	0	0	0	0	0	0	2.8	
SOUTH FLA.	01/15/19	10	0-2	.000	0-2	.000	0-0	.000	1	1	2	1.5	1	2	0	0	0	0	2.6	
at Wichita St.	01/19/19	8	0-1	.000	0-1	.000	0-0	.000	0	1	1	1.4	4	0	0	0	0	0	2.4	
TULSA	01/24/19	7	1-3	.333	1-3	.333	0-0	.000	0	1	1	1.4	1	0	1	0	0	3	2.5	
at Temple	01/27/19	17	1-2	.500	0-1	.000	0-0	.000	2	3	5	1.6	1	0	0	0	0	2	2.5	
SMU	02/02/19	17	3-6	.500	3-6	.500	0-0	.000	1	0	1	1.6	0	1	0	0	0	9	2.8	
at Memphis	02/07/19	12	1-2	.500	1-2	.500	0-0	.000	0	0	0	1.5	1	1	0	0	0	3	2.8	
Totals		0	270	22-61	.361	14-50	.280	3-3	1.000	8	25	33	1.5	23	14	7	1	13	61	2.8

2017-18 (FRESHMAN SEASON)

Opponent	Date	gs	min	Total		3-Pointers		Free throws		Rebounds		pf	a	t	blk	stl	pts	avg		
				fg-fga	pct	3fg-fga	pct	ft-fa	pct	off	def									
SAVANNAH STATE	11/10/17	14	3-5	.600	2-4	.500	0-0	.000	1	1	2	2.0	1	0	1	0	0	8	8.0	
WESTERN CAROLINA	11/13/17	13	1-3	.333	1-3	.333	2-2	1.000	0	3	3	2.5	1	0	0	0	1	5	6.5	
COPPIN STATE	11/16/17	14	1-3	.333	1-3	.333	2-4	.500	1	1	2	2.3	1	0	1	0	2	5	6.0	
vs Buffalo	11/20/17	9	1-1	1.000	1-1	1.000	0-0	.000	0	1	1	2.0	2	0	0	0	0	3	5.3	
vs Richmond	11/21/17	24	3-6	.500	3-6	.500	0-0	.000	1	7	8	3.2	2	3	1	0	1	9	6.0	
vs Wyoming	11/22/17	15	1-3	.333	1-2	.500	0-0	.000	0	3	3	3.2	1	0	0	0	0	3	5.5	
ALABAMA STATE	11/27/17	15	3-7	.429	2-6	.333	3-4	.750	0	3	3	3.1	3	0	1	0	2	11	6.3	
at Xavier	12/02/17	9	0-3	.000	0-3	.000	0-0	.000	0	2	2	3.0	2	0	0	0	1	0	5.5	
MISSISSIPPI ST.	12/12/17	3	0-1	.000	0-1	.000	0-0	.000	0	0	0	2.7	1	0	0	0	0	0	4.9	
at UCLA	12/16/17	0	0-0	.000	0-0	.000	0-0	.000	0	0	0	2.4	0	0	0	0	0	0	4.4	
UA-PINE BLUFF	12/19/17	22	2-5	.400	1-3	.333	1-2	.500	1	3	4	2.5	1	2	1	0	2	6	4.5	
CLEVELAND STATE	12/21/17	9	1-3	.333	1-3	.333	0-0	.000	0	0	0	2.3	0	1	0	0	0	3	4.4	
MEMPHIS	12/31/17	16	4-7	.571	3-6	.500	1-2	.500	2	0	2	2.3	2	1	0	0	1	12	5.0	
at Temple	01/04/18	11	0-1	.000	0-1	.000	0-0	.000	0	2	1	3	2.4	1	0	1	0	2	4.6	
SMU	01/07/18	6	0-2	.000	0-1	.000	1-2	.500	1	0	1	2.3	1	0	1	0	0	1	4.4	
at USF	1/13/18	16	0-2	.000	0-0	.000	1-2	.500	0	1	1	2.2	1	0	0	0	1	1	4.2	
at UCF	1/16/18	14	1-3	.333	0-1	.000	1-2	.500	0	3	3	2.2	2	0	0	0	1	3	4.1	
ECU	01/20/18	10	0-2	.000	0-1	.000	2-2	1.000	0	0	0	2.1	0	0	0	0	1	2	4.0	
TEMPLE	01/24/18	13	2-6	.333	1-4	.250	0-1	.000	0	2	2	2.1	2	1	1	0	0	5	4.1	
at Memphis	1/27/18	26	2-4	.500	2-4	.500	2-2	1.000	0	3	3	2.2	2	1	0	0	0	8	4.3	
HOUSTON	01/31/18	7	0-2	.000	0-1	.000	1-2	.500	1	0	1	2.1	1	0	0	0	0	1	4.1	
at UCONN	2/3/18	10	0-1	.000	0-1	.000	0-0	.000	0	0	0	2.0	0	0	0	0	1	0	3.9	
UCF	02/06/18	13	4-7	.571	2-4	.500	4-5	.800	0	1	1	2.0	0	0	1	0	0	14	4.3	
at SMU	02/11/18	15	0-4	.000	0-4	.000	0-0	.000	0	1	1	1.9	1	0	2	1	0	0	4.2	
at Houston	2/15/18	10	0-1	.000	0-1	.000	0-0	.000	0	1	1	1.9	0	0	0	0	0	0	4.0	
WICHITA STATE	02/18/18	6	0-2	.000	0-1	.000	0-0	.000	1	0	1	1.8	0	0	0	0	0	0	3.8	
UCONN	02/22/18	19	4-8	.500	4-8	.500	0-0	.000	1	2	3	1.9	1	2	0	0	1	12	4.1	
TULSA	02/25/18	14	1-3	.333	0-2	.000	0-0	.000	1	0	1	1.9	0	0	2	0	0	2	4.1	
at Tulane	03/01/18	16	0-1	.000	0-1	.000	2-2	1.000	0	1	1	1.8	3	0	1	1	1	2	4.0	
at Wichita State	03/04/18	2	0-0	.000	0-0	.000	0-0	.000	0	1	1	1.8	0	0	0	0	0	0	3.9	
vs SMU	03/09/18	6	0-1	.000	0-0	.000	0-0	.000	1	2	3	1.8	1	1	0	0	0	0	3.7	
vs Memphis	3-10-18	7	0-0	.000	0-0	.000	0-0	.000	0	0	0	1.8	1	0	0	0	0	0	3.6	
vs Houston	3-11-18	7	0-2	.000	0-1	.000	0-0	.000	0	0	0	1.7	2	0	0	0	0	0	3.5	
vs Georgia State	03/16/18	11	0-4	.000	0-3	.000	0-0	.000	0	3	3	1.8	3	1	1	0	0	0	3.4	
vs Nevada	03/18/18	16	1-2	.500	1-2	.500	0-0	.000	0	1	1	1.7	1	0	0	0	0	3	3.4	
Totals		0	418	35-105	.333	26-82	.317	23-34	.676	14	47	61	1.7	40	14	15	2	18	119	3.4

CAREER STATISTICS



#10 RASHAWN FREDERICKS

GUARD/FORWARD • 6-5 • 200 • JUNIOR • TR • ST. CROIX, VIRGIN ISLANDS (MOTLOW STATE CC)

2018-19 Season (Junior): Grabbed a season-high six rebounds with a pair of steals at Memphis (2/7) ... hit a trio of threes for nine points against Tulane (1/2) ... grabbed five rebounds at No. 18 Mississippi State (12/15) ... posted 10 points, three rebounds and two blocks in 23 minutes against UAPB (11/27) ... scored a season-high 11 points on 5-of-6 shooting in 11 minutes against George Mason (11/23) ... had four points and grabbed four rebounds in nine minutes against Western Michigan (11/19) ... shot a team-best 60.0 percent (9 of 15) from the field while averaging a team-high 19.3 minutes during Cincinnati's three-game tour of Canada in August 2018.

Prior to Cincinnati: Played the last two seasons at Motlow State Community College in Tennessee, averaging double-doubles in points and rebounds each season while helping lead the Bucks to a combined 53-14 record, back-to-back state championships and a final eight appearance at the 2016-17 NJCAA national tournament ... 2017-18 NJCAA First Team All-America and the TCCAA Regular-Season Player of the Year ... 2016-17 TCCAA/Region VII Freshman of the Year ... averaged 17.7 points and 10.3 rebounds while shooting 46.7 percent from the field in 2017-18 ... ranked 12th nationally with 117 offensive rebounds and 18th in rebounding average ... scored 36 points on 14-of-26 shooting from the floor with nine rebounds in an NJCAA Tournament second-round loss to No. 3 Vincennes ... averaged 13.1 points and 10.0 rebounds while shooting 52.7 percent from the field and 41.1 percent from beyond the arc in 2016-17 ... played for the Virgin Islands senior men's national team in the 2017 FIBA AmericCup Tournament and the Under-17 national team in the FIBA 2013 Centrobasket U-17 Championships ... attended Chamberlain High School in Tampa, Fla.

Personal: Born Nov. 12, 1996 in St. Croix, Virgin Islands ... son of Dedra Rivera ... has three sisters: Ariffa, Rashawna and Rashiema and two brothers: Rashiem and Rasiem ... right-handed.

SEASON & CAREER STATISTICS

2018-19			CAREER		
11 vs. George Mason, 11/23/18	Pts	11 vs. George Mason, 11/23/18			
8 vs. Arkansas-Pine Bluff, 11/27/18	FG Atts	8 vs. Arkansas-Pine Bluff, 11/27/18			
5 vs. George Mason, 11/23/18	FG Made	5 vs. George Mason, 11/23/18			
5 vs. Tulane, 1/2/19	3PT-FG Atts	5 vs. Tulane, 1/2/19			
3 vs. Tulane, 1/2/19	3PT-FG Made	3 vs. Tulane, 1/2/19			
4 vs. SC State, 12/22/18	FT Atts	4 vs. SC State, 12/22/18			
4 vs. SC State, 12/22/18	FT Made	4 vs. SC State, 12/22/18			
6 at Memphis, 2/7/19	Rebs	6 at Memphis, 2/7/19			
1, 7x (last vs. Tulsa, 1/24/19)	Assts	1, 7x (last vs. Tulsa, 1/24/19)			
3 vs. SC State, 12/22/18	Stls	3 vs. SC State, 12/22/18			
2 vs. Arkansas-Pine Bluff, 11/27/18	Blks	2 vs. Arkansas-Pine Bluff, 11/27/18			
23 vs. Arkansas-Pine Bluff, 11/27/18	Mins	23 vs. Arkansas-Pine Bluff, 11/27/18			

MISCELLANEOUS STATISTICS

CATEGORY	2018-19	CAREER
Double-Figure Scoring Games	2	2
Double-Figure Rebounding Games	0	0
Double-Double Games	0	0
20-Point Scoring Games	0	0
Games Led UC in Scoring	0	0
Games Led UC in Rebounding	0	0
Games Led UC in Assists	0	0
Games With 3+ Assists	0	0
Games With 3+ Blocks	0	0
Games With 3+ Steals	1	1
Games With 3+ Three-Pointers	1	1

GAME-BY-GAME STATISTICS

2018-19 (JUNIOR SEASON)

Opponent	Date	Total			3-Pointers			Free throws			Rebounds												
		gs	min	fg-fga	3fg-3fga	pct	ft-ftha	pct	off	def	tot	avg	pf	a	t/o	blk	stl	pts	avg				
OHIO ST.	11/07/18	14	0-2	.000	0-2	.000	1-2	.500	1	1	2	2	0	1	0	0	0	0	0	1	1.0		
N.C. CENTRAL	11/13/18	11	1-1	1.000	0-0	.000	1-2	.500	0	0	0	1.0	1	1	1	1	0	0	0	3	2.0		
MILWAUKEE	11/16/18	8	0-4	.000	0-3	.000	0-0	.000	1	1	2	1.3	0	1	0	1	0	0	0	1	1.3		
WESTERN MICH.	11/19/18	9	2-5	.400	0-2	.000	0-0	.000	2	2	4	2.0	1	0	0	0	0	0	0	4	2.0		
vs George Mason	11/23/18	11	5-6	.833	1-2	.500	0-0	.000	0	0	0	1.6	1	0	0	0	0	0	0	11	3.8		
vs Ole Miss	11/24/18	15	1-1	1.000	0-0	.000	1-2	.500	0	2	2	1.7	1	1	2	0	0	0	0	3	3.7		
ARK.-PINE BLUFF	11/27/18	23	4-8	.500	2-2	1.000	0-0	.000	1	2	3	1.9	2	1	3	2	1	10	4	4.6			
at UNLV	12/01/18	9	0-1	.000	0-0	.000	2-2	1.000	1	0	1	1.8	0	1	1	0	0	0	2	4.3			
NORTHERN KY.	12/04/18	12	1-2	.500	0-1	.000	0-0	.000	1	1	2	1.8	1	0	2	0	1	2	4	4.0			
XAVIER	12/08/18	6	0-2	.000	0-0	.000	0-0	.000	0	0	0	1.6	1	0	0	0	0	0	0	3.6			
at Mississippi State	12/15/18	17	1-3	.333	0-2	.000	3-3	1.000	3	2	5	1.9	1	0	0	0	0	0	5	3.7			
UGLA	12/19/18	20	1-2	.500	1-2	.500	0-0	.000	1	3	4	2.1	0	0	0	0	0	0	3	3.7			
SOUTH CAROLINA ST.	12/22/18	17	1-3	.333	0-1	.000	4-4	1.000	2	3	5	2.3	0	0	0	0	0	3	6	3.8			
TULANE	01/02/19	16	3-6	.500	3-5	.600	0-0	.000	0	3	3	2.4	1	0	0	0	0	0	9	4.2			
at ECU	01/05/19	12	0-0	.000	0-0	.000	0-0	.000	1	0	1	2.3	2	1	1	0	0	0	0	3.9			
at Tulsa	01/10/19	13	0-3	.000	0-2	.000	0-0	.000	1	1	2	2.3	2	0	0	0	0	0	0	3.7			
UCONN	01/12/19	6	0-1	.000	0-1	.000	0-0	.000	0	0	0	2.1	1	0	1	0	1	0	1	3.5			
SOUTH FLA.	01/15/19	5	0-0	.000	0-0	.000	0-0	.000	0	0	0	2.0	0	0	0	0	0	0	1	3.3			
at Wichita St.	01/19/19	4	0-1	.000	0-1	.000	0-0	.000	0	0	0	1.9	0	1	0	0	0	0	0	3.1			
TULSA	01/24/19	8	2-2	1.000	0-0	.000	0-0	.000	2	1	3	2.0	1	1	0	0	0	0	4	3.2			
at Temple	01/27/19	1	0-0	.000	0-0	.000	0-0	.000	0	0	0	1.9	0	0	0	0	0	0	0	3.0			
SMU	02/02/19	9	0-1	.000	0-1	.000	0-0	.000	1	3	4	2.0	0	0	0	0	0	0	0	2.9			
at Memphis	02/07/19	17	1-6	.167	0-2	.000	0-2	.000	4	2	6	2.1	2	1	0	1	0	2	2	2.8			
Totals		0	263	23-60	.383	7-29	.241	12-17	.706	22	27	49	2.1	19	8	12	3	9	65	2.8			

CAREER STATISTICS

			Total		3-Point		F-Throws		Rebounds											Scoring	
Season	gp-gs	min/avg	fg-fga	pct	fg-fga	pct	ft-fa	pct	off	def	tot	avg	pf	fo	ast	to	blk	stl	pts	avg	
2018-19	23-0	263/11.4	23-60	.383	7-29	.241	12-17	.706	22	27	49	2.1	19	0	8	12	3	9	65	2.8	
TOTAL	23-0	263/11.4	23-60	.383	7-29	.241	12-17	.706	22	27	49	2.1	19	0	8	12	3	9	65	2.8	



#11 LAQUILL HARDNETT

FORWARD • 6-8 • 210 • FRESHMAN • HS • PHILADELPHIA, PA. (PERRY HALL HS)

Prior to Cincinnati: Averaged 17 points, 10 rebounds and four assists with 13 double-doubles as a senior at Perry Hall High School, helping the Gators to a 21-6 mark and their second consecutive Maryland Class 4A state championship ... scored 31 points and grabbed 12 rebounds in the state title game, helping the Gators rally for the win tallying 12 points in the fourth quarter ... shot 58.6 percent from the field and averaged 19 points, 12 rebounds, four assists and two blocks during the state tournament ... averaged 12.9 points, 10.2 rebounds and four assists with 15 double-doubles as a junior, helping the Gators to a 26-2 mark and their first state championship in 2016-17 ... finished as the 2016-17 state tournament's leading rebounder, averaging 16.5 boards per game while also scoring 12.5 points and 2.5 blocks ... a two-time Baltimore Sun All-Metro First Team selection and two-time All-Xfinity All-Tournament team honoree, Hardnett scored 1,087 career points as a three-year starter at Perry Hall.

Personal: Born Sept. 26, 1999 in Philadelphia, Pa. ... son of Anita and Darryl Hardnett ... right-handed.

SEASON & CAREER STATISTICS

2018-19	CAREER
0	Pts 0
0	FG Atts 0
0	FG Made 0
0	3PT-FG Atts 0
0	3PT-FG Made 0
0	FT Atts 0
0	FT Made 0
0	Rebs 0
0	Assts 0
0	Stls 0
0	Blks 0
0	Mins 0

MISCELLANEOUS STATISTICS

CATEGORY	2018-19	CAREER
Double-Figure Scoring Games	0	0
Double-Figure Rebounding Games	0	0
Double-Double Games	0	0
20-Point Scoring Games	0	0
Games Led UC in Scoring	0	0
Games Led UC in Rebounding	0	0
Games Led UC in Assists	0	0
Games With 3+ Assists	0	0
Games With 3+ Blocks	0	0
Games With 3+ Steals	0	0
Games With 3+ Three-Pointers	0	0

GAME-BY-GAME STATISTICS

2018-19 (FRESHMAN SEASON)

CAREER STATISTICS



#13 TREVON SCOTT

FORWARD • 6-8 • 225 • R-JUNIOR • 2L • TOWNSEND, GA./McINTOSH COUNTY ACADEMY

MOMENTS

» Posted a career-high 22 points and matched a career-best with 10 rebounds, making 12 of 13 free throws vs. Northern Kentucky (12/4/18).

» Recorded his first career double-double with 15 points and 10 rebounds against Milwaukee (11/16/18).

2018-19 Season (R-Junior): Scored 13 points with a pair of threes and nine rebounds at Memphis (2/7) ... registered a double-double with 13 points and a career-high 11 rebounds against Tulsa (1/24) ... scored five points and tied a career high grabbing 10 rebounds at Wichita State (1/19) ... accounted for 12 points, nine rebounds and two steals at Tulsa (1/10) ... tallied 12 points, nine rebounds and three assists at ECU (1/5) ... notched 10 points on 5-of-11 shooting with 10 rebounds in 34 minutes against Xavier (12/8) ... achieved a career-high 22 points and matched a career-high with 10 rebounds while making 12 of 13 free throws vs. Northern Kentucky (12/4) ... accounted for 11 points with seven rebounds against UAPB (11/27) ... posted nine points with nine rebounds and a pair of blocks against Ole Miss (11/24) ... tallied 14 points on 7-of-9 shooting with eight rebounds against George Mason (11/23) ... registered his first career double-double with a career-high 15 points and 10 rebounds against Milwaukee (11/16/18) ... scored 12 points on 6-of-6 shooting from the field against North Carolina Central (11/13) ... posted eight points with six rebounds against Ohio State (11/7) ... grabbed a game-high 10 rebounds during the exhibition game against Tusculum (11/1) ... averaged 8.0 points and 5.0 rebounds while shooting 55.0 percent (11 of 20) from the floor during Cincinnati's three-game tour of Canada in August 2018.

2017-18 Season (R-Sophomore): Played in all 36 games as a reserve, averaging 3.1 points, 3.6 rebounds, and 0.9 assists in 12.5 minutes ... shot 55.4 percent (41 of 74) from the field ... scored a season-high 10 points on 3-of-7 shooting with six rebounds in 17 minutes at Tulane (3/1) ... posted nine points on 4-of-5 shooting with a season-high nine rebounds in 19 minutes against UConn (2/22) ... grabbed at least one rebound in 30 of 36 games ... named to the Bearcats Academic Honor Roll and Dean's List during the fall 2017 semester ... earned Legion of Excellence Award for team's highest grade-point average ... received 2018 Academic All-AAC honors.

2016-17 Season (R-Freshman): Played in 35 games as a reserve, averaging 3.1 points and 2.5 rebounds in 10.2 minutes ... shot 50 percent (45 of 90) from the field on the season ... scored a season-high 11 points on 5-of-10 shooting with seven rebounds and three assists in 18 minutes against Texas Southern (12/13) ... recorded 10 points on 5-of-5 shooting against Fairleigh Dickinson (12/17) ... registered 10 points on 5-of-6 shooting against Penn State (11/20) ... tallied nine points and nine rebounds with a season-best five assists and five blocks in a season-high 29 minutes against Lipscomb (11/26) ... recorded nine points, seven rebounds and a season-high five steals against USF (1/29) ... grabbed at least one rebound in 28 of 35 games played.

2015-16 Season (Redshirt): Did not see action.

Prior to Cincinnati: Named the Georgia Region 2A Player of the Year as a junior and senior ... tabbed first team all-region as a freshman and sophomore ... set the school scoring mark with 1,824 points while averaging 13.3 rebounds during his career at McIntosh County Academy in Darien, Georgia (population 1,880) ... averaged 21.6 points, 14.1 rebounds, 6.5 assists and 3.5 blocks as a senior ... posted 22.3 points, 13.7 rebounds, 6.7 assists and 3.7 blocks as a junior ... tabbed a three-star prospect by ESPN, Rivals.com and Scout.com and 247 Sports.

Personal: Born Nov. 25, 1996 in Brunswick, Georgia ... son of Anita and Eddie Scott ... has two sisters, Jada and Jadyn, who signed NLI's to play for Cincinnati beginning in 2019-2020... right-handed ... first named pronounced "TREY-vaughn."

SEASON & CAREER STATISTICS

2018-19 SEASON		CAREER
22 vs. NKU, 12/4/18	Pts	22 vs. NKU, 12/4/18
13 vs. Milwaukee, 11/16/18	FG Atts	13 vs. Milwaukee, 11/16/18
7 vs. George Mason, 11/23/18	FG Made	7 vs. George Mason, 11/23/18
5 at Memphis, 2/7/19	3PT-FG Atts	5 at Memphis, 2/7/19
2 at Memphis, 2/7/19	3PT-FG Made	2 at Memphis, 2/7/19
13 vs. NKU, 12/4/18	FT Atts	13 vs. NKU, 12/4/18
12 vs. NKU, 12/4/18	FT Made	12 vs. NKU, 12/4/18
11 vs. Tulsa, 1/24/19	Rebs	11 vs. Tulsa, 1/24/19
4 vs. UCLA, 12/19/18	Assts	6 vs. Western Carolina, 11/13/17
2, 3x (last vs. USF, 1/15/19)	Stls	5 vs. USF, 1/29/17
2, 2x (last vs. Ole Miss, 11/24/18)	Blks	5 vs. Lipscomb, 11/26/16
38 vs. Milwaukee, 11/16/18	Mins	38 vs. Milwaukee, 11/16/18

MISCELLANEOUS STATISTICS

CATEGORY	2016-17	2017-18	2018-19	CAREER
Double-Figure Scoring Games	3	1	11	15
Double-Figure Rebounding Games	1	0	5	6
Double-Double Games	0	0	4	4
20-Point Scoring Games	0	0	1	1
Games Led UC in Scoring	0	0	1	1
Games Led UC in Rebounding	2	5	12	19
Games Led UC in Assists	1	2	0	3
Games With 3+ Assists	2	6	5	13
Games With 3+ Blocks	1	0	0	1
Games With 3+ Steals	1	0	0	1
Games With 3+ Three-Pointers	0	0	0	0

CAREER STATISTICS

			Total		3-Point		F-Throws		Rebounds											Scoring	
Season	gp-gs	min/avg	fg-fga	pct	fg-fga	pct	ft-fga	pct	off	def	tot	avg	pf	fo	ast	to	blk	stl	pts	avg	
2016-17	35-0	356/10.2	45-90	.500	1-3	.333	16-32	.500	24	64	88	2.5	25	0	20	16	15	17	107	3.1	
2017-18	36-0	449/12.5	41-74	.554	0-1	.000	28-47	.596	50	78	128	3.6	38	0	32	22	7	15	110	3.1	
2018-19	23-23	675/29.3	84-165	.509	5-18	.278	45-67	.672	45	102	147	6.4	45	1	35	26	13	18	218	9.5	
TOTAL	94-23	1480/15.7	170-329	.517	6-22	.273	89-146	.610	119	244	363	3.9	108	1	87	64	35	50	435	4.6	



#13 TREVON SCOTT

FORWARD • 6-8 • 225 • R-JUNIOR • 2L • TOWNSEND, GA./McINTOSH COUNTY ACADEMY

GAME-BY-GAME STATISTICS

2018-19 (R-JUNIOR SEASON)


Opponent	Date	gs	min	Total		3-Pointers		Free throws		Rebounds				pf	a	t/o	blk	stl	pts	avg	
				fg-fga	pct	3fg-fga	pct	ft-fa	pct	off	def	tot	avg								
OHIO ST.	11/07/18	*	29	2-5	.400	1-3	.333	3-4	.750	2	4	6	6.0	2	2	2	0	8	8.0		
N.C. CENTRAL	11/13/18	*	29	6-6	1.000	0-0	.000	0-0	.000	1	2	3	4.5	0	2	1	1	1	12	10.0	
MILWAUKEE	11/16/18	*	38	6-13	.462	1-3	.333	2-4	.500	2	8	10	6.3	1	2	1	0	2	15	11.7	
WESTERN MICH.	11/19/18	*	30	2-7	.286	0-0	.000	0-0	.000	1	2	3	5.5	3	2	0	0	1	4	9.8	
vs George Mason	11/23/18	*	37	7-9	.778	0-0	.000	0-1	.000	2	6	8	6.0	2	1	1	1	0	14	10.6	
vs Ole Miss	11/24/18	*	33	3-6	.500	0-0	.000	3-6	.500	2	7	9	6.5	3	0	1	2	1	9	10.3	
ARK.-PINE BLUFF	11/27/18	*	16	4-7	.571	0-0	.000	3-4	.750	2	5	7	6.6	3	1	4	0	1	11	10.4	
at UNLV	12/01/18	*	31	2-6	.333	0-0	.000	0-0	.000	0	2	2	6.0	5	0	3	0	1	4	9.6	
NORTHERN KY.	12/04/18	*	28	5-8	.625	0-0	.000	12-13	.923	3	7	10	6.4	0	3	1	1	0	22	11.0	
XAVIER	12/08/18	*	34	5-11	.455	0-0	.000	0-0	.000	2	8	10	6.8	2	0	0	1	1	10	10.9	
at Mississippi State	12/15/18	*	27	2-9	.222	0-0	.000	1-2	.500	1	3	4	6.5	4	0	1	1	1	5	10.4	
UCLA	12/19/18	*	21	2-5	.400	0-2	.000	3-4	.750	2	3	5	6.4	0	4	0	1	1	7	10.1	
SOUTH CAROLINA ST.	12/22/18	*	20	3-5	.600	0-0	.000	0-0	.000	4	1	5	6.3	0	2	1	0	0	6	9.8	
TULANE	01/02/19	*	24	3-11	.273	0-2	.000	1-2	.500	2	1	3	6.1	2	1	0	1	1	7	9.6	
at ECU	01/05/19	*	28	5-9	.556	0-1	.000	2-4	.500	3	6	9	6.3	3	3	2	0	1	12	9.7	
at Tulsa	01/10/19	*	31	5-7	.714	0-0	.000	2-2	1.000	2	7	9	6.4	1	1	2	0	2	12	9.9	
UConn	01/12/19	*	34	1-7	.143	0-0	.000	0-0	.000	0	1	1	6.1	2	3	1	0	0	2	9.4	
SOUTH FLA.	01/15/19	*	31	4-5	.800	0-0	.000	4-4	1.000	1	3	4	6.0	3	0	0	1	2	12	9.6	
at Wichita St.	01/19/19	*	36	1-4	.250	0-0	.000	3-4	.750	4	6	10	6.2	1	1	2	1	0	5	9.3	
TULSA	01/24/19	*	28	6-7	.857	1-1	1.000	0-1	.000	2	9	11	6.5	1	1	0	0	1	13	9.5	
at Temple	01/27/19	*	29	5-8	.625	0-1	.000	3-5	.600	1	5	6	6.4	3	1	2	0	0	13	9.7	
SMU	02/02/19	*	27	1-1	1.000	0-0	.000	0-0	.000	3	0	3	6.3	3	2	1	0	0	2	9.3	
at Memphis	02/07/19	*	34	4-9	.444	2-5	.400	3-7	.429	3	6	9	6.4	1	3	0	0	1	13	9.5	
Totals			23	675	84-165	.509	5-18	.278	45-67	.672	45	102	147	6.4	45	35	26	13	18	218	9.5

2016-17 (R-FRESHMAN SEASON)

Opponent	Date	gs	min	Total		3-Pointers		Free throws		Rebounds				pf	a	t/o	blk	stl	pts	avg
				fg-fga	pct	3fg-fga	pct	ft-fa	pct	off	def	tot	avg							
BROWN	11/11/16	9	2-3	.667	0-0	.000	2-3	.667	0	2	2	0	1	0	0	1	0	6	6.0	
ALBANY	11/14/16	7	2-3	.667	0-0	.000	0-0	.000	2	1	3	2.5	0	0	0	1	0	4	5.0	
vs Rhode Island	11/19/16	0	0-0	.000	0-0	.000	0-0	.000	0	0	0	1.7	0	0	0	0	0	0	3.3	
vs Penn State	11/20/16	18	5-6	.833	0-0	.000	0-0	.000	2	1	3	2.0	1	1	0	1	0	10	5.0	
SAMFORD	11/23/16	7	0-2	.000	0-0	.000	0-0	.000	0	2	2	2.0	0	0	0	0	0	0	4.0	
LIPSCOMB	11/26/16	29	3-6	.500	0-0	.000	3-5	.600	4	5	9	3.2	2	5	2	5	0	9	4.8	
at Iowa State	12-01-16	12	0-1	.000	0-0	.000	0-0	.000	2	1	3	3.1	0	1	1	0	0	0	4.1	
BOWLING GREEN	12/04/16	14	1-4	.250	0-0	.000	0-0	.000	0	4	4	3.3	1	1	0	0	2	2	3.9	
at Butler	12/10/16	11	0-1	.000	0-0	.000	0-0	.000	0	3	3	3.2	0	0	0	0	0	0	3.4	
TEXAS SOUTHERN	12/13/16	18	5-10	.500	0-1	.000	1-2	.500	1	6	7	3.6	1	3	0	1	1	11	4.2	
FAIRLEIGH DICKINSON	12/17/16	15	5-5	1.000	0-0	.000	0-4	.000	1	2	3	3.5	1	2	0	1	0	10	4.7	
MARSHALL	12/22/16	26	3-6	.500	0-0	.000	2-5	.400	1	4	5	3.7	2	1	3	1	1	8	5.0	
at Temple	12/28/16	21	2-3	.667	0-0	.000	1-1	1.000	1	5	6	3.8	0	0	2	1	2	5	5.0	
TULANE	01/01/17	20	2-5	.400	0-1	.000	2-2	1.000	2	8	10	4.3	1	1	1	0	0	6	5.1	
at Houston	1/7/17	6	0-0	.000	0-0	.000	0-0	.000	0	0	0	4.0	2	0	0	0	1	0	4.7	
SMU	01/12/17	15	2-4	.500	0-0	.000	0-0	.000	0	2	2	3.9	0	0	0	0	0	1	4.7	
at East Carolina	01/15/17	8	0-2	.000	0-0	.000	0-0	.000	0	3	3	3.8	0	1	2	0	0	0	4.4	
TEMPLE	01/18/17	5	1-1	1.000	0-0	.000	0-0	.000	1	0	1	3.7	1	0	1	0	0	2	4.3	
at Tulane	01/21/17	10	3-5	.600	0-0	.000	1-2	.500	1	2	3	3.6	0	0	1	0	0	7	4.4	
XAVIER	01/26/17	4	0-2	.000	0-0	.000	0-0	.000	1	0	1	3.5	1	0	0	0	0	0	4.2	
USF	01/29/17	17	4-8	.500	1-1	1.000	0-2	.000	2	5	7	3.7	2	1	0	0	5	9	4.4	
at Tulsa	02/01/17	6	0-0	.000	0-0	.000	0-0	.000	0	0	0	3.5	0	1	0	0	1	0	4.2	
UConn	02/04/17	10	0-0	.000	0-0	.000	2-4	.500	1	1	2	3.4	0	2	0	0	0	2	4.1	
UCF	02/08/17	6	1-2	.500	0-0	.000	0-0	.000	1	0	1	3.3	3	0	0	0	0	2	4.0	
at SMU	02/12/17	4	0-0	.000	0-0	.000	0-0	.000	0	0	0	3.2	0	0	0	0	0	0	3.9	
at USF	02/15/17	7	0-0	.000	0-0	.000	0-0	.000	0	1	1	3.1	1	0	1	1	2	0	3.7	
TULSA	02/18/17	10	0-0	.000	0-0	.000	0-0	.000	0	1	1	3.0	0	0	1	0	2	0	3.6	
MEMPHIS	02/23/17	8	2-2	1.000	0-0	.000	2-2	1.000	0	1	1	3.0	0	0	0	0	1	6	3.7	
at UCF	2/26/17	2	0-1	.000	0-0	.000	0-0	.000	0	0	0	2.9	2	1	0	1	0	0	3.6	
HOUSTON	03/02/17	8	1-3	.333	0-0	.000	0-0	.000	0	1	1	2.8	1	0	0	0	0	2	3.5	
at UConn	3/5/17	5	0-3	.000	0-0	.000	0-0	.000	0	1	1	2.7	0	0	0	0	0	0	3.4	
vs Tulsa	3/10/17	11	1-2	.500	0-0	.000	0-0	.000	1	1	2	2.7	2	0	0	0	0	2	3.3	
at UConn	3/11/17	3	0-0	.000	0-0	.000	0-0	.000	0	0	0	2.6	0	0	0	0	0	0	3.2	
vs SMU	3/12/17	1	0-0	.000	0-0	.000	0-0	.000	0	0	0	2.6	0	0	0	0	0	0	3.1	
vs UCLA	03/19/17	3	0-0	.000	0-0	.000	0-0	.000	0	1	1	2.5	0	0	0	0	0	0	3.1	
Totals		0	356	45-90	.500	1-3	.333	16-32	.500	24	64	88	2.5	25	20	16	15	17	107	3.1

2017-18 (R-SOPHOMORE SEASON)

Opponent	Date	gs	min	Total		3-Pointers		Free throws		Rebounds				pf	a	t/o	blk	stl	pts	avg
				fg-fga	pct	3fg-fga	pct	ft-fa	pct	off	def	tot	avg							
SAVANNAH STATE	11/10/17	12	1-2	500	0-0	.000	2-2	1.000	1	2	3	3.0	2	3	1	0	1	4	4.0	
WESTERN CAROLINA	11/13/17	18	2-2	1.000	0-0	.000	2-3	.667	1	5	6	4.5	3	6	3	1	2	6	5.0	
COPPIN STATE	11/16/17	12	2-2	1.000	0-0	.000	2-2	1.000	2	3	5	4.7	0	3	0	0	1	6	5.3	
vs Buffalo	11/20/17	6	0-0	.000	0-0	.000	0-0	.000	0	0	0	3.5	1	0	2	0	1	0	4.0	
vs Richmond	11/21/17	20	1-1	1.000	0-0	.000	2-4	.500	0	3	3	3.4	2	0	1	0	1	4	4.0	
vs Wyoming	11/22/17	12	1-2	.500	0-0	.000	0-0	.000	0	4	4	3.5	0	0	1	0	0	2	3.7	
ALABAMA STATE	11/27/17	15	2-3	.667	0-0	.000	1-2	.500	3	4	7	4.0	0	1	1	0	0	5	3.9	
at Xavier	12/02/17	18	2-2	1.000	0-0	.000	0-0	.000	4	3	7	4.4	3	1	1	1	1	4	3.9	
vs Florida	12/09/17	19	0-1	.000	0-0	.000	0-0	.000	1	1	2	4.1	1	0	1	0	0	0	3.4	
MISSISSIPPI ST.	12/12/17	6	0-0	.000	0-0	.000	0-0	.000	0	0	0	3.5	1	1	0	0	0	0	3.1	
at UCLA	12/16/17	5	0-0	.000	0-0	.000	0-0	.000	1	0	1	3.7	1	0	0	0	0	0	2.8	
UA-PINE BLUFF	12/19/17	14	1-3	.333	0-0	.000	4-6	.667	4	1	5	3.6	0	3	0	0	2	6	3.1	
CLEVELAND STATE	12/21/17	10	1-1	1.000	0-0	.000	0-0	.000	0	0	0	3.3	0	0	0	1	0	2	3.0	
MEMPHIS	12/31/17	13	0-0	.000	0-0	.000	1-2	.500	2	1	3	3.3	0	3	0	0	1	1	2.9	
at Temple	01/04/18	4	0-0	.000	0-0	.000	2-2	1.000	1	1	2	3.2	0	0	4	0	0	2	2.8	
SMU	01/07/18	17	2-2	1.000	0-0	.000	0-2	.000	0	4	4	3.3	0	1	0	1	1	4	2.9	
at USF	1/13/18	8	0-0	.000	0-0	.000	1-2	.500	0	1	1	3.1	2	0	0	0	1	1	2.8	
at UCF	1/16/18	10	1-1	1.000	0-0	.000	0-0	.000	2	0	2	3.1	0	0	0	0	0	2	2.7	
ECU	01/20/18	14	1-2	.500	0-0	.000	3-6	.500	1	6	7	3.3	2	0	0	0	0	5	2.8	
TEMPLE	01/24/18	13	1-3	.333	0-0	.000	0-0	.000	4	2	6	3.4	2	0	1	1	1	2	2.8	
at Memphis	1/27/18	4	1-1	1.000	0-0	.000	0-0	.000	0	0	0	3.2	0	1	1	0	0	2	2.8	
HOUSTON	01/31/18	13	0-2	.000	0-0	.000	0-1	.000	2	2	4	3.3	1	0	0	0	0	0	2.6	
at UCONN	2/3/18	7	0-0	.000	0-0	.000	2-2	1.000	0	2	2	3.2	0	0	0	0	0	2	2.6	
UCF	02/06/18	14	2-4	.500	0-0	.000	0-1	.000	3	5	8	3.4	1	2	0	0	0	4	2.7	
at SMU	02/11/18	18	1-5	.200	0-1	.000	0-0	.000	3	2	5	3.5	2	4	0	0	1	2	2.6	
at Houston	2/15/18	6	1-1	1.000	0-0	.000	0-0	.000	0	0	0	3.3	0	0	1	0	0	2	2.6	
WICHITA STATE	02/18/18	4	1-1	1.000	0-0	.000	0-0	.000	0	0	0	3.2	1	0	0	0	0	2	2.6	
UCONN	02/22/18	19	4-5	.800	0-0	.000	1-4	.250	2	7	9	3.4	2	2	2	0	0	9	2.8	
TULSA	02/25/18	21	0-3	.000	0-0	.000	0-0	.000	3	4	7	3.6	3	0	1	1	0	0	2.7	
at Tulane	03/01/18	17	3-7	.429	0-0	.000	4-4	1.000	2	4	6	3.6	1	0	1	0	1	10	3.0	
at Wichita State	03/04/18	7	1-2	.500	0-0	.000	0-0	.000	2	1	3	3.6	0	0	0	0	0	2	2.9	
vs SMU	03/09/18	12	3-5	.600	0-0	.000	1-2	.500	2	1	3	3.6	0	0	0	0	0	7	3.1	
vs Memphis	3-10-18	18	3-6	.500	0-0	.000	0-0	.000	1	3	4	3.6	2	1	0	0	0	6	3.2	
vs Houston	3-11-18	16	0-2	.000	0-0	.000	0-0	.000	0	1	1	3.5	2	0	0	1	0	0	3.1	
vs Georgia State	03/16/18	10	1-1	1.000	0-0	.000	0-0	.000	1	2	3	3.5	0	0	0	0	0	2	3.0	
vs Nevada	03/18/17	17	2-2	1.000	0-0	.000	0-0	.000	2	3	5	3.6	3	0	0	0	0	4	3.1	
Totals		0	449	41-74	.554	0-1	.000	28-47	.596	50	78	128	3.6	38	32	22	7	15	110	3.1



#15 CANE BROOME

GUARD • 6-0 • 165 • SENIOR • 1L • EAST HARTFORD, CONN. (SACRED HEART)

CONFERENCE AWARDS

- » NEC Player of the Year (2015-16)
- » First Team (2015-16)
- » All-Rookie Team (2014-15)
- » Player of the Week (NEC: 4X: 2/22/16, 1/5/16, 11/16/15, 12/8/14)
- » Rookie of the Week (NEC: 5X: 3/2/15, 2/23/15, 1/26/15, 12/22/14, 12/8/14)

OTHER HONORS

- » Named to 2018 Emerald Coast Classic All-Tournament Team
- » AP Honorable Mention All-American (2015-16)
- » USBWA All-District I First Team (2015-16)
- » All-ECAC First Team
- » NABC All-District 18 First Team (2015-16)
- » All-MET Basketball Writers' Association First Team (2015-16)

MOMENTS

- » Scored UC's final 14 points of regulation helping the Bearcats rally for an overtime win at Tulsa (1/10/19).
- » Recorded his first 20-point game as a Bearcat, scoring a game-high 21 points against George Mason (11/23).
- » Posted a career-high 39 points on 10-of-21 shooting at Fairleigh Dickinson (2/20/16).
- » Registered his first career double-double with 27 points and 10 rebounds at Bryant (2/18/16).

2018-19 Season (Senior): Contributed 11 points and three assists vs. SMU (2/2) ... tallied 10 points with three assists and two steals against Tulsa (1/24) ... handed out five assists against USF (1/15) ... accounted for Cincinnati's final 14 points of regulation and finished with 16 points and six assists at Tulsa (1/10) ... scored 17 points on 6-of-7 shooting with three assists against Tulane (1/2) ... tallied 14 points on 7-of-12 shooting at UNLV (12/1) ... named to Emerald Coast Classic All-Tournament team after averaging 15.0 points and shooting 50 percent (10 of 20) from the floor during two games in Florida ... posted a game-high 21 points on 7-of-13 shooting against George Mason (11/23), marking his first 20-point game as a Bearcat ... tallied 14 points with five rebounds and three assists against Western Michigan (11/19) ... scored a game-high 17 points on 8-of-12 shooting with four assists and three steals in 36 minutes against Milwaukee (11/16).

2017-18 Season (Junior): Started three of 34 games played, serving most of the season as the Bearcats' sixth starter, averaging 7.9 points, shooting 46.3 percent (95 of 205) from the floor with 2.8 assists and 1.5 rebounds in 20.5 minutes ... ranked 13th in the league with 2.9 assists during conference play, handing out 46 assists with only 19 turnovers in 20.5 minutes ... scored in double figures in 13 games ... scored 17 points twice against Savannah State (11/10) and Arkansas-Pine Bluff (12/19) ... scored his most points in a league game with 16 against No. 19 Wichita State (2/18), making 7 of 10 shots with a pair of threes ... scored 12 of his 16 points in the first half at No. 21 Xavier (12/2) ... tallied a team-high 15 points on 6-of-8 shooting against No. 5 Florida (12/9) ... handed out five or more assists seven times ... hit a season-high five three-pointers against Savannah State (11/10).

2016-17 Season (Junior): Sat out the 2016-17 season due to NCAA transfer rules.

Prior to Cincinnati: Earned numerous regional and national honors during the 2015-16 season, including Associated Press Honorable Mention All-America, United States Basketball Writers' Association (USBWA) All-District I, First Team All-ECAC, National Association of Basketball Coaches (NABC) All-District 18 accolades and First Team All-MET Basketball Writers' Association accolades ... named the 2015-16 Northeast Conference Player of the Year after ranking eighth in the nation in scoring at 23.1 points per game to go with 4.9 rebounds, 2.9 assists and 1.7 steals in 37.5 minutes for Sacred Heart ... became first underclassman voted NEC Player of the Year since 1992 ... broke the league's sophomore scoring record, becoming the first second-year player in the NEC to average at least 22.0 points per game since 1988-89 ... led all active sophomores in the country with 1,157 career points following the 2015-16 campaign ... scored 30 or more points five times during the 2015-16 season, including a 39-point effort at Fairleigh Dickinson on Feb. 20 ... ranking among the NEC leaders in points (first at 23.1), minutes played (first at 37.5), free-throw attempts (first at 203), three-pointers made (fourth at 2.2), steals (fifth at 1.7), assists (10th at 2.9) and free-throw percentage (14th at .768) in 2015-16 ... named to the NEC All-Rookie Team in 2014-15, ranking eighth in the league, averaging 14.2 points ... named NEC Rookie of the Week five times and NEC Player of the Week once as a freshman ... earned all-state honors and was a two-time all-conference performer at East Hartford High School averaging 27.0 points and 5.0 assists for the Hornets ... named a McDonald's All-American nominee and received NEPSAC AAA Honorable Mention accolades at Saint Thomas More, averaging 12.5 points and 6.0 assists.

Personal: Born Nov. 29, 1994 in Hartford, Connecticut ... Son of April Walden-Broome and Sam Broome ... Has a sister, Canei ... left-handed.

SEASON & CAREER STATISTICS

2018-19 SEASON

		CAREER
21 vs. George Mason, 11/23/18	Pts	39 at Fairleigh Dickinson, 2/20/16•
13 vs. George Mason, 11/23/18	FG Atts	25, 2x (last vs. LIU Brooklyn, 3/2/16)•
8 vs. Milwaukee, 11/16/18	FG Made	15 vs. LIU Brooklyn, 3/2/16•
7 at Tulsa, 1/10/19	3PT-FG Atts	13 at LIU Brooklyn, 1/27/16•
2 at Tulsa, 1/10/19	3PT-FG Made	6 at LIU Brooklyn, 1/27/16•
8, 2x (last vs. UConn, 1/12/19)	FT Atts	22 at Fairleigh Dickinson, 2/20/16•
7 vs. George Mason, 11/23/18	FT Made	15 at Fairleigh Dickinson, 2/20/16•
5, 2x (last vs. UConn, 1/12/19)	Rebs	10, 2x (last at Bryant, 2/18/16)•
6 at Tulsa, 1/10/19	Assts	6, 6x (last at Tulsa, 1/10/19)
3 vs. Milwaukee, 11/16/18	Stls	4, 4x (last vs. Wagner, 1/9/16)•
1 vs. SMU, 2/2/19	Blks	2 at Brown, 12/28/14•
36 vs. Milwaukee, 11/16/18	Mins	44 at Bryant, 3/4/15•

MISCELLANEOUS STATISTICS

CATEGORY	2015-16•	2016-17•	2017-18	2018-19	CAREER
Double-Figure Scoring Games	23	29	13	9	74
Double-Figure Rebounding Games	0	2	0	0	2
Double-Double Games	0	2	0	0	2
20-Point Scoring Games	6	20	0	1	27
Games Led Team in Scoring	10	25	3	3	41
Games Led Team in Rebounding	3	5	0	0	8
Games Led Team in Assists	3	14	11	5	33
Games With 3+ Assists	15	18	18	13	64
Games With 3+ Blocks	0	0	0	0	0
Games With 3+ Steals	5	9	2	1	18
Games With 3+ Three-Pointers	5	12	3	0	20

• - Statistics from player career at Sacred Heart

CAREER STATISTICS

Season	gp-gs min/avg		Total		3-Point		F-Throws		Rebounds				Scoring							
			fg-fga	pct	fg-fga	pct	ft-fa	pct	off	def	tot	avg	pf	fo	ast	to	blk	stl	pts	avg
2014-15*	31-30	984/31.7	158-358	.441	42-128	.328	84-113	.743	15	107	122	3.9	62	1	77	71	6	33	442	14.3
2015-16*	30-30	1124/37.5	236-530	.445	66-212	.311	156-203	.768	17	131	148	4.9	71	2	88	115	0	51	694	23.1
2017-18	34-3	698/20.5	95-205	.463	32-82	.390	46-65	.708	16	36	52	1.5	44	0	95	51	2	31	268	7.9
2018-19	23-3	470/20.4	65-159	.409	11-57	.193	44-56	.786	8	32	40	1.7	23	0	60	30	1	18	185	8.0
TOTAL	57-6	1168/20.5	160-364	.440	43-139	.309	90-121	.744	24	68	92	1.6	67	0	155	81	3	49	453	7.9
All*	118-66	3276/27.8	554-1252	.442	151-479	.315	330-437	.755	56	306	362	3.1	200	3	320	267	9	133	1589	13.5



#15 CANE BROOME

GUARD • 6-0 • 165 • SENIOR • 1L • EAST HARTFORD, CONN. (SACRED HEART)

GAME-BY-GAME STATISTICS

2018-19 (SENIOR SEASON)

Opponent	Date	gs	min	Total		3-Pointers		Free throws		Rebounds				pf	a	tlo	blk	stl	pts	avg	
				fg-fga	pct	3fg-fga	pct	ft-fa	pct	off	def	tot	avg								
OHIO ST.	11/07/18	*	28	1-10	.100	1-4	.250	2-2	1.000	2	0	2	2.0	1	2	0	0	0	5	5.0	
N.C. CENTRAL	11/13/18		14	0-3	.000	0-2	.000	0-0	.000	0	0	0	1.0	2	0	2	0	0	0	2.5	
MILWAUKEE	11/16/18	*	36	8-12	.667	1-4	.250	0-0	.000	0	1	1	1.0	0	4	1	0	3	17	7.3	
WESTERN MICH.	11/19/18		28	5-9	.556	1-2	.500	3-3	1.000	0	5	5	2.0	1	3	2	0	1	14	9.0	
vs George Mason	11/23/18		32	7-13	.538	0-2	.000	7-8	.875	0	1	1	1.8	0	2	2	0	0	21	11.4	
vs Ole Miss	11/24/18		24	3-7	.429	1-2	.500	2-3	.667	0	1	1	1.7	0	4	1	0	2	9	11.0	
ARK.-PINE BLUFF	11/27/18		15	4-5	.800	1-2	.500	2-3	.667	1	0	1	1.6	2	0	0	0	1	11	11.0	
at UNLV	12/01/18		23	7-12	.583	0-3	.000	0-1	.000	0	1	1	1.5	1	4	4	0	0	14	11.4	
NORTHERN KY.	12/04/18		22	1-8	.125	0-1	.000	2-2	1.000	2	1	3	1.7	1	1	0	0	2	4	10.6	
XAVIER	12/08/18		17	1-5	.200	0-4	.000	1-2	.500	0	3	3	1.8	1	3	2	0	0	3	9.8	
at Mississippi State	12/15/18		10	0-3	.000	0-1	.000	2-2	1.000	0	1	1	1.7	0	3	2	0	1	2	9.1	
UCLA	12/19/18		16	1-4	.250	0-0	.000	0-0	.000	0	2	2	1.8	1	3	1	0	0	2	8.5	
SOUTH CAROLINA ST.	12/22/18		18	1-5	.200	0-2	.000	1-2	.500	0	1	1	1.7	2	4	3	0	0	3	8.1	
TULANE	01/02/19	*	25	6-7	.857	0-1	.000	5-5	1.000	2	0	2	1.7	1	3	1	0	0	17	8.7	
at ECU	01/05/19		8	0-3	.000	0-2	.000	0-0	.000	0	0	0	1.6	0	0	1	0	1	0	8.1	
at Tulsa	01/10/19		32	6-12	.500	2-7	.286	2-2	1.000	0	2	2	1.6	2	6	2	0	2	16	8.6	
UCONN	01/12/19		22	2-4	.500	0-2	.000	4-8	.500	0	5	5	1.8	2	2	1	0	2	8	8.6	
SOUTH FLA.	01/15/19		17	1-4	.250	1-2	.500	0-0	.000	0	1	1	1.8	2	5	1	0	0	3	8.3	
at Wichita St.	01/19/19		14	0-4	.000	0-2	.000	4-4	1.000	0	1	1	1.7	2	1	1	0	0	4	8.1	
TULSA	01/24/19		17	3-8	.375	1-2	.500	3-3	1.000	0	1	1	1.7	0	3	1	0	2	10	8.2	
at Temple	01/27/19		27	2-8	.250	0-3	.000	2-3	.667	1	2	3	1.8	0	3	2	0	0	6	8.0	
SMU	02/02/19		17	4-9	.444	1-4	.250	2-2	1.000	0	2	2	1.8	1	3	0	1	1	11	8.2	
at Memphis	02/07/19		8	2-4	.500	1-3	.333	0-1	.000	0	1	1	1.7	1	1	0	0	0	5	8.0	
Totals			3	470	65-159	409	11-57	.193	44-56	.786	8	32	40	1.7	23	60	30	1	18	185	8.0

2017-18 (JUNIOR SEASON)

Opponent	Date	gs	min	Total		3-Pointers		Free throws		Rebounds				pf	a	to	blk	stl	pts	avg	
				fg-fga	pct	3fg-fga	pct	ft-fa	pct	off	def	tot	avg								
SAVANNAH STATE	11/10/17	*	20	6-11	.545	5-9	.556	0-0	.000	0	4	4	4.0	2	4	6	0	0	17	17.0	
WESTERN CAROLINA	11/13/17		20	6-11	.545	2-3	.667	1-2	.500	1	1	2	3.0	2	4	0	0	3	15	16.0	
COPPIN STATE	11/16/17	*	21	1-3	.333	0-1	.000	2-4	.500	0	1	1	2.3	0	2	1	0	1	4	12.0	
vs Buffalo	11/20/17	*	12	0-1	.000	0-0	.000	2-2	1.000	0	2	2	2.3	3	1	2	0	1	2	9.5	
vs Richmond	11/21/17		23	5-7	.714	0-0	.000	3-4	.750	0	2	2	2.2	2	1	5	0	2	13	10.2	
vs Wyoming	11/22/17		14	4-8	.500	0-1	.000	2-2	1.000	0	2	2	2.2	2	3	2	0	2	10	10.2	
ALABAMA STATE	11/27/17		17	1-5	.200	0-2	.000	0-0	.000	0	0	0	1.9	1	4	0	0	0	2	9.0	
at Xavier	12/02/17		27	6-12	.500	1-4	.250	3-6	.500	0	2	2	1.9	4	5	2	0	1	16	9.9	
vs Florida	12/09/17		28	6-8	.750	1-2	.500	2-4	.500	0	3	3	2.0	2	0	2	1	2	15	10.4	
MISSISSIPPI ST.	12/12/17		20	1-4	.250	0-1	.000	0-0	.000	0	0	0	1.8	1	4	2	0	2	2	9.6	
at UCLA	12/16/17		20	2-6	.333	1-2	.500	4-4	1.000	1	1	2	1.8	0	3	1	0	1	9	9.5	
UA-PINE BLUFF	12/19/17		26	6-9	.667	3-5	.600	2-2	1.000	2	1	3	1.9	3	3	1	0	1	17	10.2	
CLEVELAND STATE	12/21/17		17	1-3	.333	1-2	.500	2-2	1.000	1	1	2	1.9	2	6	1	0	1	5	9.8	
SMU	01/07/18		12	0-3	.000	0-2	.000	3-4	.750	1	0	1	1.9	4	2	3	0	1	3	9.3	
at USF	11/13/18		21	1-2	.500	1-2	.500	3-5	.600	0	0	0	1.7	0	4	1	0	1	6	9.1	
at UCF	11/16/18		21	1-7	.143	1-3	.333	0-0	.000	0	2	2	1.8	1	5	2	0	0	3	8.7	
ECU	01/20/18		28	3-7	.429	1-2	.500	0-0	.000	2	1	3	1.8	0	6	0	0	1	7	8.6	
TEMPLE	01/24/18		12	1-3	.333	1-2	.500	0-0	.000	0	0	0	1.7	0	2	1	0	1	3	8.3	
at Memphis	12/27/18		28	3-7	.429	2-4	.500	1-3	.333	0	0	0	1.6	4	6	1	0	0	9	8.3	
HOUSTON	01/31/18		21	2-5	.400	0-2	.000	0-0	.000	1	1	2	1.7	0	1	2	0	0	4	8.1	
at UCONN	2/3/18		24	4-10	.400	2-4	.500	0-1	.000	0	0	0	1.6	0	3	2	0	1	10	8.2	
UCF	02/06/18		13	1-7	.143	1-5	.200	0-0	.000	0	0	0	1.5	0	5	2	0	3	3	8.0	
at SMU	02/11/18		17	0-1	.000	0-0	.000	3-5	.600	0	1	1	1.5	0	1	0	0	0	3	7.7	
at Houston	2/15/18		6	0-0	.000	0-0	.000	0-0	.000	0	0	0	1.4	2	1	0	0	0	0	7.4	
WICHITA STATE	02/18/18		28	7-10	.700	2-3	.667	0-1	.000	0	2	2	1.4	1	1	2	0	0	16	7.8	
UCONN	02/22/18		24	4-7	.571	1-3	.333	4-4	1.000	1	2	3	1.5	1	4	1	0	1	13	8.0	
TULSA	02/25/18		20	5-7	.714	3-4	.750	2-2	1.000	0	1	1	1.5	2	4	1	1	0	15	8.2	
at Tulane	03/01/18		25	6-7	.857	1-1	1.000	0-0	.000	1	2	3	1.5	2	0	0	0	1	13	8.4	
at Wichita State	03/04/18		28	3-7	.429	0-1	.000	0-0	.000	0	1	1	1.5	1	1	1	0	1	6	8.3	
vs SMU	03/09/18		24	4-9	.444	1-4	.250	4-5	.800	2	1	3	1.6	1	2	0	0	0	13	8.5	
vs Memphis	3-10-18		22	2-6	.333	1-5	.200	0-0	.000	1	0	1	1.5	0	5	1	0	1	5	8.4	
vs Houston	3-11-18		23	2-3	.667	0-0	.000	0-0	.000	0	2	2	1.6	0	0	2	0	1	4	8.2	
vs Georgia State	03/16/18		19	0-3	.000	0-2	.000	0-0	.000	0	0	0	1.5	0	1	0	0	0	0	8.0	
vs Nevada	03/18/17		17	1-6	.167	0-1	.000	3-3	1.000	0	2	2	1.5	1	1	2	0	0	5	7.9	
Totals			3	698	95-205	463	32-82	.390	46-65	.708	16	36	52	1.5	44	95	51	2	31	268	7.9

2015-16 (SOPHOMORE SEASON)

Opponent	Date	S	Min	TOTAL		3PTERS		REBOUNDS				PF-FO	A	TO	Blk	Stl	Pts-Avg	
				FG-FGA	Pct	3FG-FGA	Pct	FT-FTA	Pct	Off-Def-Tot	Avg							
vs Quinnipiac	11/13/15	*	37	7-16	.438	1-6	.167	12-20	.600	0-6-6	6.0	3-0	0	1	0	4	27-27.0	
at Yale	11/16/15	*	39	10-14	.714	3-7	.429	9-9	1.000	0-2-2	4.0	1-0	5	7	0	1	32-29.5	
at UMass-Lowell	11/18/15	*	39	6-12	.500	1-5	.200	7-10	.700	1-9-10	6.0	2-0	3	5	0	1	20-26.3	
at Fairfield	11/21/15	*	39	5-17	.294	3-9	.333	5-6	.833	0-3-3	5.3	1-0	4	3	0	1	18-24.3	
at Holy Cross	11/25/15	*	39	7-14	.500	4-9	.444	1-2	.500	0-6-6	5.4	4-0	4	4	0	1	19-23.2	
at UConn	12/2/15	*	37	3-16	.188	1-7	.143	0-0	.000	0-6-6	5.5	2-0	2	2	0	1	7-20.5	
at Towson	12/5/15	*	34	3-13	.231	1-4	.250	3-4	.750	0-4-4	5.3	1-0	5	1	0	4	10-19.0	
LAFAYETTE	12/12/15	*	38	7-20	.350	1-8	.125	5-6	.833	1-1-2	4.9	4-0	2	5	0	4	20-19.1	
at Hartford	12/14/15	*	31	6-14	.429	3-9	.333	0-0	.000	0-6-6	5.0	4-0	4	5	0	1	15-18.7	
at Northwestern	12/21/15	*	37	9-20	.450	5-11	.455	3-7	.429	1-2-3	4.8	3-0	2	6	0	1	26-19.4	
at Hofstra	12/28/15	*	38	11-23	.478	3-10	.300	0-0	.000	2-6-8	5.1	1-0	2	5	0	1	25-19.9	
at Robert Morris	1/2/16	*	40	11-22	.500	3-7	.429	8-9	.889	1-7-8	5.3	2-0	1	2	0	3	33-21.0	
at Saint Francis	1/4/16	*	40	9-21	.429	4-14	.250	10-12	.833	0-4-4	5.2	4-0	3	4	0	1	29-21.6	
FAIRLEIGH DICKINSON	1/7/16	*	40	8-15	.533	2-5	.400	6-10	.600	0-2-2	5.0	2-0	3	4	0	3	24-21.8	
WAGNER	1/9/16	*	37	3-14	.214	2-7	.286	3-3	1.000	0-0-0	4.7	3-0	2	2	0	4	11-21.1	
at Central Conn	1/14/16	*	38	10-17	.588	2-5	.400	2-2	1.000	1-1-2	4.5	4-0	3	3	0	0	24-21.3	
at St. Francis Brooklyn	1/16/15	*	34	5-15	.333	2-6	.333	6-7	.857	1-4-5	4.5	0-0	2	2	0	0	18-21.1	
MOUNT ST. MARY'S	1/21/16	*	37	9-19	.474	1-5	.200	5-5	1.000	0-6-6	4.6	2-0	4	6	0	0	24-21.2	
at Wagner	1/24/16	*	36	4-10	.400	3-7	.429	6-8	.750	2-2-4	4.6	2-0	1	6	0	1	17-21.0	
at LIU Brooklyn	1/27/16	*	39	11-25	.440	6-13	.462	10-13	.769	1-2-3	4.5	5-1	3	4	0	3	38-21.9	
BRYANT	1/30/16	*	39	6-19	.316	2-8	.250	3-5	.600	0-4-4	4.5	3-0	2	4	0	2	17-21.6	
ST. FRANCIS BROOKLYN 2/4/16		*	40	11-21	.524	1-7	.143	5-5	1.000	0-6-6	4.5	2-0	4	9	0	0	28-21.9	
LIU BROOKLYN	2/6/16	*	35	6-18	.333	2-7	.286	5-9	.556	0-7-7	4.7	5-1	3	3	0	1	19-21.8	
at Mount St. Mary's 2/11/16		*	36	9-18	.500	1-8	.125	1-1	1.000	0-5-5	4.7	2-0	1	5	0	1	20-21.7	
CENTRAL CONN.	2/13/16	*	30	9-15	.600	2-4	.500	8-9	.889	0-4-4	4.6	2-0	3	0	0	3	28-22.0	
at Bryant	2/18/16	*	39	11-21	.524	0-4	.000	5-6	.833	3-7-10	4.8	1-0	4	5	0	3	27-22.2	
at Fairleigh Dickinson 2/20/16		*	38	10-21	.476	4-11	.364	15-22	.682	1-5-6	4.9	1-0	6	0	0	1	39-22.8	
ROBERT MORRIS	2/25/16	*	40	8-21	.381	0-6	.000	5-5	1.000	1-3-4	4.9	3-0	3	4	0	2	21-22.7	
SAINT FRANCIS	2/27/16	*	38	7-14	.500	3-6	.5000	6-6	1.000	0-4-4	4.8	0-0	6	2	0	1	23-22.7	
LIU BROOKLYN	3/2/16	*	40	15-25	.600	3-7	.429	2-2	1.000	1-7-8	4.9	2-0	1	6	0	2	35-23.1	
Totals			30	1124	236-530	445	66-212	311	156-203	.768	17-131-148	4.9	71-2	88	115	0	51	694-23.1



#20 MAMOUDOU DIARRA

FORWARD • 6-9 • 215 • R-FRESHMAN • HS • BAMAKO, MALI (22 FEET ACADEMY [S.C.])

2018-19 Season (R-Freshman): Tallied four points, six rebounds and two blocks in 13 minutes against Tulane (1/2) ... posted a career-high nine points on 4-of-6 shooting with a pair of rebounds and a block in 13 minutes against UAPB (11/27).

2017-18 Season (Redshirt): Received a medical redshirt for the season ... played in seven games as a reserve, averaging 2.9 points, 1.9 rebounds and 0.7 blocks in 6.6 minutes ... scored a season-high nine points with six rebounds and a block in a season-high 12 minutes against Western Carolina (11/13) ... netted five points and a three-pointer with three rebounds in nine minutes against Coppin State (11/16) ... recorded a pair of blocks against Alabama State (11/27) ... scored in five of his seven games ... named to the Bearcats Academic Honor Roll during the fall 2017 semester.

Prior to Cincinnati: Helped 22 Feet Academy to a 29-9 record in 2016-17 while earning First Team All-Grind Session accolades and averaging 18.5 points, 10.2 rebounds and 3.2 blocks ... honored as one of 30 campers from 23 countries invited to participate in the NBA's Basketball Without Borders Camp surrounding the 2015 NBA All-Star Game.

Personal: Born Oct. 4, 1997 in Bamako, Mali ... son of Mastan Bah and Salifou Diarra ... has one sister, Kadidia ... his aunt Marietou Diarra played professional basketball in France ... right-handed ... named pronounced as "MAMA-doo DEE-are-eh."

SEASON & CAREER STATISTICS

2018-19 SEASON

	Pts	CAREER
9 vs. Arkansas-Pine Bluff, 11/27/18	9, 2x (last vs. Ark.-Pine Bluff, 11/27/18)	
6, 2x (last vs. SC State, 12/22/18)	FG Atts	6, 3x (last vs. SC State, 12/22/18)
4 vs. Arkansas-Pine Bluff, 11/27/18	FG Made	4 vs. Arkansas-Pine Bluff, 11/27/18
1, 2x (last vs. SC State, 12/22/18)	3PT-FG Atts	2 vs. Coppin State, 11/16/17
1 vs. Arkansas-Pine Bluff, 11/27/18	3PT-FG Made	1, 2x (last vs. Ark.-Pine Bluff, 11/27/18)
4 vs. Western Michigan, 11/19/18	FT Atts	4, 2x (last vs. Western Michigan, 11/19/18)
2, 2x (last vs. SC State, 12/22/18)	FT Made	3 vs. Western Carolina, 11/13/17
6, 2x (last vs. Tulane, 1/2/19)	Rebs	6, 3x (last vs. Tulane, 1/2/19)
1, 2x (last vs. UCLA, 12/19/18)	Assts	1, 4x (last vs. UCLA, 12/19/18)
1 vs. Western Michigan, 11/19/18	Stls	1, 2x (last vs. Western Michigan, 11/19/18)
2 vs. Tulane, 1/2/19	Blks	2, 2x (last vs. Tulane, 1/2/19)
14 vs. Arkansas-Pine Bluff, 11/27/18	Mins	14 vs. Arkansas-Pine Bluff, 11/27/18

MISCELLANEOUS STATISTICS

CATEGORY	2017-18	2018-19	CAREER
Double-Figure Scoring Games	0	0	0
Double-Figure Rebounding Games	0	0	0
Double-Double Games	0	0	0
20-Point Scoring Games	0	0	0
Games Led Team in Scoring	0	0	0
Games Led Team in Rebounding	0	0	0
Games Led Team in Assists	0	0	0
Games With 3+ Assists	0	0	0
Games With 3+ Blocks	0	0	0
Games With 3+ Steals	0	0	0
Games With 3+ Three-Pointers	0	0	0

GAME-BY-GAME STATISTICS

2018-19 (R-FRESHMAN SEASON)

Opponent	Date	Total				3-Pointers		Free throws		Rebounds										
		gs	min	fg-fga	pct	3fg-fga	pct	ft-fa	pct	off	def	tot	avg	pf	a	tlo	blk	stl	pts	avg
N.C. CENTRAL	11/13/18	4	1-1	1.000	0-0	.000	0-0	.000	0	2	2	2.0	1	0	0	0	0	0	2	2.0
WESTERN MICH.	11/19/18	12	0-2	.000	0-0	.000	2-4	.500	2	4	6	4.0	2	1	0	0	1	2	2.0	
vs Ole Miss	11/24/18	2	0-0	.000	0-0	.000	0-0	.000	0	1	1	3.0	0	0	0	0	0	0	0	1.3
ARK.-PINE BLUFF	11/27/18	14	4-6	.667	1-1	1.000	0-0	.000	0	2	2	2.8	2	0	0	1	0	9	3.3	
UCLA	12/19/18	5	0-2	.000	0-0	.000	0-0	.000	0	1	1	2.4	0	1	0	0	0	0	0	2.6
SOUTH CAROLINA ST.	12/22/18	12	3-6	.500	0-1	.000	2-3	.667	1	4	5	2.8	1	0	0	0	0	8	3.5	
TULANE	01/02/19	12	2-4	.500	0-0	.000	0-0	.000	2	4	6	3.3	1	1	0	2	1	4	3.6	
at Tulsa	01/10/19	0	0-0	.000	0-0	.000	0-0	.000	0	0	0	2.9	0	0	0	0	0	0	0	3.1
SOUTH FLA.	01/15/19	3	0-1	.000	0-0	.000	0-0	.000	0	0	0	2.6	0	0	0	0	0	0	0	2.8
at Wichita St.	01/19/19	1	0-0	.000	0-0	.000	0-0	.000	0	0	0	2.3	0	0	0	0	0	0	0	2.5
TULSA	01/24/19	10	2-5	.400	0-0	.000	0-0	.000	1	0	1	2.2	3	0	0	1	0	4	2.6	
at Temple	01/27/19	2	0-0	.000	0-0	.000	0-0	.000	0	0	0	2.0	1	0	0	0	0	0	0	2.4
at Memphis	02/07/19	3	0-1	.000	0-0	.000	0-0	.000	0	2	2	2.0	0	0	0	0	0	0	0	2.2
Totals		0	80	12-28	.429	1-2	.500	4-7	.571	6	20	26	2.0	11	3	0	4	2	29	2.2

2017-18 (FRESHMAN SEASON)

Opponent	Date	gs	min	Total		3-Pointers		Free throws		Rebounds												
				fg	pct	3fg	3fga	pct	ft	fta	pct	off	def	tot	avg	pf	a	tlo	blk	stl	pts	avg
SAVANNAH STATE	11/10/17	0	0-0	.000	0-0	.000	0-0	.000	0	0	0	0	0	0	0	0	1	0	0	0	0	0.0
WESTERN CAROLINA	11/13/17	12	3-6	.500	0-0	.000	3-4	.750	2	4	6	3.0	1	0	0	1	0	0	1	0	9	4.5
COPPIN STATE	11/16/17	9	1-5	.200	1-2	.500	2-2	1.000	1	2	3	3.0	0	1	1	1	1	0	0	0	5	4.7
ALABAMA STATE	11/27/17	8	1-4	.250	0-0	.000	0-0	.000	1	1	2	2.8	1	0	0	0	2	1	0	0	2	4.0
MISSISSIPPI ST.	12/12/17	1	0-0	.000	0-0	.000	0-0	.000	0	0	0	2.2	0	0	0	0	0	0	0	0	0	3.2
UA-PINE BLUFF	12/19/17	12	1-3	.333	0-0	.000	0-0	.000	1	0	1	2.0	1	1	2	1	1	0	0	0	2	3.0
MEMPHIS	12/31/17	4	1-2	.500	0-0	.000	0-0	.000	0	1	1	1.9	0	0	0	0	0	0	0	0	2	2.9
Totals		0	46	7-20	.350	1-2	.500	5-6	.833	5	8	13	1.9	3	2	4	5	1	0	20	2.9	

CAREER STATISTICS

Season	gp-gs	min/avg	Total fg-fga pct	3-Point fg-fga pct	F-Throws ft-fa pct	Rebounds off def tot avg	pf	fo	ast	to	blk	stl	Scoring pts avg
2017-18	7-0	46/6.6	7-20 .350	1-2 .500	5-6 .833	5 8 13 1.9	3	0	2	4	5	1	20 2.9
2018-19	13-0	80/6.2	12-28 .429	1-2 .500	4-7 .571	6 20 26 2.0	11	0	3	0	4	2	29 2.2
TOTAL	20-0	126/6.3	19-48 .396	2-4 .500	9-13 .692	11 28 39 2.0	14	0	5	4	9	3	49 2.5



#22 ELIEL NSOSEME

FORWARD/CENTER • 6-9 • 225 • SOPHOMORE • 1L • KINSHASA, CONGO (RISE CENTRE ACADEMY [ONTARIO])

2018-19 Season (Sophomore): Pulled down seven rebounds with a basket and a block at Temple (1/27) ... snatched six rebounds in 21 minutes against Tulane (1/2) ... pulled down five rebounds and had one block in 16 minutes against UCLA (12/19) ... grabbed seven rebounds in 16 minutes against Xavier (12/8) ... tallied a career-high six points and matched a career best with eight rebounds vs. Northern Kentucky (12/4) ... tied a career-high with eight rebounds to go with three points and two blocks at UNLV (12/1) ... tallied five points with three rebounds and a block against UAPB (11/27) ... scored five points with four rebounds against North Carolina Central (11/13) ... grabbed nine rebounds in 20 minutes during the exhibition game against Tusculum (11/1) ... averaged 7.7 points and 6.0 rebounds while making 11 of 14 free throws during Cincinnati's three-game tour of Canada in August 2018.

2017-18 Season (Freshman): Played in 29 games as a reserve, averaging 0.9 points, 1.7 rebounds and 0.4 blocks in 5.7 minutes ... scored five points with a pair of field goals and four rebounds in nine minutes against Memphis (12/31) ... scored three points and pulled down a season-high eight rebounds with one block in 13 minutes against Savannah State (11/10) ... recorded a season-best four blocks with three rebounds in eight minutes at No. 21 Xavier (12/2) ... registered three blocks with five rebounds in four minutes against ECU (1/20) ... shot 52.4 percent (11 of 21) from the field ... grabbed three or more rebounds in eight games ... played a season-high 13 minutes against Savannah State (11/10), Coppin State (11/16) and Wichita State (2/18) ... named to the Bearcats Academic Honor Roll during the 2017 fall semester and 2018 spring semester ... tabbed to the Dean's List during the 2018 spring semester ... earned 2018 Academic All-AAC honors.

Prior to Cincinnati: Averaged 14 points, 13 rebounds and 6.5 blocks while earning team most valuable player honors at The RISA Centre Academy in Brantford, Ontario, Canada ... named a 2016 Adidas Nation All-Star for team Canada ... earned most valuable player honors at the 2016 Pinky Lewis Invitational ... produced six triple-doubles (points, rebounds, blocks) while averaging 14 points, 11 rebounds and six blocks per game during the 2015-16 season at Clarkson Academy in Mississauga, Ontario, Canada.

Personal: Born June 18, 1997 in Kinshasa, the Democratic Republic of Congo ... son of Nicole and Jean Nsoseme ... has four sisters, Grace, Dora, Mirielle, Miriette, and a brother, David ... left-handed ... named pronounced as "A-LEE-el SO-sim may."

SEASON & CAREER STATISTICS

2018-19 SEASON

6 vs. NKU, 12/4/18	Pts	6 vs. NKU, 12/4/18
5 vs. Tulane, 1/2/19	FG Atts	5, 2x (last vs. Tulane, 1/2/19)
2, 3x (last vs. NKU, 12/4/18)	FG Made	2, 5x (last vs. NKU, 12/4/18)
0	3PT-FG Atts	0
0	3PT-FG Made	0
4 vs. Tulane, 1/2/19	FT Atts	5 vs. Savannah State, 11/10/17
2, 2x (last vs. Tulane, 1/2/19)	FT Made	2, 2x (last vs. Tulane, 1/2/19)
8, 2x (last vs. NKU, 12/4/18)	Rebs	8, 3x (last vs. NKU, 12/4/18)
1, 4x (last vs. UConn, 1/12/19)	Assts	2 vs. Coppin State, 11/16/17
2 vs. USF, 1/15/19	Stls	2 vs. USF, 1/15/19
4 vs. USF, 1/15/19	Blks	4, 2x (last vs. USF, 1/15/19)
22 vs. NKU, 12/4/18	Mins	22 vs. NKU, 12/4/18

MISCELLANEOUS STATISTICS

CATEGORY	2017-18	2018-19	CAREER
Double-Figure Scoring Games	0	0	0
Double-Figure Rebounding Games	0	0	0
Double-Double Games	0	0	0
20-Point Scoring Games	0	0	0
Games Led UC in Scoring	0	0	0
Games Led UC in Rebounding	0	2	2
Games Led UC in Assists	0	0	0
Games With 3+ Assists	0	0	0
Games With 3+ Blocks	2	1	3
Games With 3+ Steals	0	0	0
Games With 3+ Three-Pointers	0	0	0

GAME-BY-GAME STATISTICS

2018-19 (SOPHOMORE SEASON)

Opponent	Date	Total				3-Pointers		Free throws		Rebounds										
		gs	min	fg-fga	pct	3fg-fga	pct	ft-fa	pct	off	def	tot	avg	pf	a	to	blk	stl	pts	avg
OHIO ST.	11/07/18	14	0	1	.000	0-0	.000	0-0	.000	2	4	6	6.0	2	1	1	0	0	0	0.0
N.C. CENTRAL	11/13/18	13	2-3	.667	0-0	.000	1-3	.333	0	4	4	5.0	1	0	1	1	1	5	2.5	
MILWAUKEE	11/16/18	9	0	1	.000	0-0	.000	0-1	.000	2	2	4	4.7	1	0	0	0	0	0	1.7
WESTERN MICH.	11/19/18	6	1-1	1.000	0-0	.000	0-2	.000	1	3	4	4.5	3	0	1	1	0	2	1.8	
vs George Mason	11/23/18	15	0	0	.000	0-0	.000	1-2	.500	0	4	4	4.4	2	0	1	0	1	1	1.6
vs Ole Miss	11/24/18	8	1-3	.333	0-0	.000	0-0	.000	0	1	2	4.0	3	0	1	0	0	2	1.7	
ARK-PINE BLUFF	11/27/18	12	2-3	.667	0-0	.000	1-2	.500	2	1	3	3.9	0	0	1	1	1	5	2.1	
at UNLV	12/01/18	18	1-2	.500	0-0	.000	1-1	1.000	2	6	8	4.4	1	0	2	0	3	3	2.3	
NORTHERN KY.	12/04/18	22	2-4	.500	0-0	.000	2-2	1.000	4	4	8	4.8	0	0	0	0	1	6	2.7	
XAVIER	12/08/18	16	0-2	.000	0-0	.000	0-0	.000	4	3	7	5.0	0	0	0	0	0	0	2.4	
at Mississippi State	12/15/18	17	0-0	.000	0-0	.000	0-0	.000	1	1	2	4.7	2	0	0	1	0	0	2.2	
UCLA	12/19/18	15	1-2	.500	0-0	.000	0-0	.000	1	4	5	4.8	1	1	0	1	0	2	2.2	
SOUTH CAROLINA ST.	12/22/18	9	0-2	.000	0-0	.000	1-2	.500	1	4	5	4.8	1	0	0	1	0	1	2.1	
TULANE	01/02/19	22	1-5	.200	0-0	.000	2-4	.500	2	4	6	4.9	2	1	0	0	0	4	2.2	
at ECU	01/05/19	8	1-2	.500	0-0	.000	0-0	.000	0	2	2	4.7	2	0	0	2	0	2	2.2	
at Tulsa	01/10/19	15	0-1	.000	0-0	.000	0-0	.000	0	3	3	4.6	1	0	0	0	0	1	2.1	
UCONN	01/12/19	10	0-1	.000	0-0	.000	0-0	.000	0	2	2	4.4	2	1	1	0	0	0	1.9	
SOUTH FLA.	01/15/19	16	1-1	1.000	0-0	.000	0-0	.000	1	1	2	4.3	1	0	0	4	2	2	1.9	
at Wichita St.	01/19/19	11	0-0	.000	0-0	.000	0-0	.000	1	1	2	4.2	0	0	0	1	0	0	1.8	
TULSA	01/24/19	9	0-0	.000	0-0	.000	0-3	.000	0	2	2	4.1	2	0	0	0	1	0	1.8	
at Temple	01/27/19	16	1-1	1.000	0-0	.000	0-2	.000	2	5	7	4.2	0	0	0	1	0	2	1.8	
SMU	02/02/19	16	0-1	.000	0-0	.000	0-0	.000	1	4	5	4.2	0	0	0	0	0	0	1.7	
Totals		0	297	14-36	.389	0-0	.000	9-24	.375	28	65	93	4.2	27	4	7	16	7	37	1.7

2017-18 (FRESHMAN SEASON)

Opponent	Date	gs	min	Total		3-Pointers		Free throws		Rebounds										
				fg-fga	pct	3fg-fga	pct	ft-fa	pct	off	def	tot	avg	pf	a	to	blk	stl	pts	avg
SAVANNAH STATE	11/10/17	13	1-3	.333	0-0	.000	1-5	.200	4	4	8	8.0	2	0	2	1	0	3	3.0	
COPPIN STATE	11/16/17	13	1-1	1.000	0-0	.000	0-1	.000	1	4	5	6.5	3	2	1	0	0	2	2.5	
vs Buffalo	11/20/17	0	0-0	.000	0-0	.000	0-0	.000	0	0	0	4.3	0	0	0	0	0	0	1.7	
vs Richmond	11/21/17	7	0	.000	0-0	.000	0-1	.000	0	1	1	3.5	1	0	0	0	0	0	1.3	
vs Wyoming	11/22/17	2	0	.000	0-0	.000	1-2	.500	0	0	0	2.8	0	0	0	0	0	0	1.2	
ALABAMA STATE	11/27/17	8	0-0	.000	0-0	.000	0-1	.000	2	2	4	3.0	1	0	1	0	0	0	1.0	
at Xavier	12/02/17	8	0	.000	0-0	.000	0-0	.000	0	3	3	3.0	2	1	0	4	1	0	0.9	
vs Florida	12/09/17	1	0-0	.000	0-0	.000	0-0	.000	0	0	0	2.6	1	0	1	0	0	0	0.8	
at UCLA	12/16/17	6	0	.000	0-0	.000	0-0	.000	0	1	1	2.4	0	0	0	0	0	1	0.7	
UA-PINE BLUFF	12/19/17	7	0-0	.000	0-0	.000	0-0	.000	0	1	1	2.3	0	1	1	0	0	0	0.6	
CLEVELAND STATE	12/21/17	2	0	.000	0-0	.000	0-0	.000	0	1	1	2.2	0	0	0	0	0	0	0.5	
MEMPHIS	12/31/17	9	2-5	.400	0-0	.000	1-3	.333	1	3	4	2.3	1	0	0	0	0	5	0.9	
at Temple	01/04/18	2	0	.000	0-0	.000	0-0	.000	0	1	1	2.2	0	0	0	0	0	0	0.8	
SMU	01/07/18	4	0-0	.000	0-0	.000	0-0	.000	0	0	0	2.1	0	0	0	0	0	0	0.8	
at USF	1/13/18	1	0	.000	0-0	.000	0-0	.000	0	0	0	1.9	0	0	0	0	0	0	0.7	
ECU	01/20/18	4	1-2	.500	0-0	.000	0-1	.000	3	2	5	2.1	0	0	1	3	0	2	0.8	
TEMPLE	01/24/18	11	2-2	1.000	0-0	.000	0-1	.000	3	2	5	2.3	1	0	0	0	0	4	1.0	
at Memphis	1/27/18	1	0-0	.000	0-0	.000	0-0	.000	0	0	0	2.2	1	0	0	0	0	0	0.9	
UCF	02/06/18	12	1-2	.500	0-0	.000	1-2	.500	2	2	4	2.3	4	0	0	0	1	3	1.1	
at SMU	02/11/18	11	2-3	.667	0-0	.000	0-1	.000	1	0	1	2.2	1	1	1	0	0	4	1.2	
at Houston	2/15/18	2	0	.000	0-0	.000	0-0	.000	0	0	0	2.1	0	0	0	0	0	0	1.1	
WICHITA STATE	02/18/18	13	0-0	.000	0-0	.000	0-0	.000	0	0	0	2.0	2	0	1	0	0	0	1.1	
UCONN	02/22/18	9	1-2	.500	0-0	.000	0-2	.000	1	0	1	2.0	0	0	0	0	1	2	1.1	
TULSA	02/25/18	1	0-0	.000	0-0	.000	0-0	.000	0	0	0	1.9	0	0	0	0	0	0	1.1	
at Tulane	03/01/18	5	0	.000	0-0	.000	0-0	.000	0	0	0	1.8	2	0	1	1	0	0	1.0	
at Wichita State	03/04/18	3	0-1	.000	0-0	.000	0-0	.000	1	1	2	1.8	1	0	0	0	0	0	1.0	
vs SMU	03/09/18	1	0-0	.000	0-0	.000	0-0	.000	0	0	0	1.7	0	0	0	0	1	0	1.0	
vs Memphis	3-10-18	3	0-0	.000	0-0	.000	0-0	.000	0	0	0	1.7	0	0	0	0	0	0	0.9	
vs Nevada	03/18/17	7	0-0	.000	0-0	.000	0-0	.000	1	1	2	1.7	0	0	0	0	0	0	0.9	
Totals		0	166	11-21	.524	0-0	.000	4-20	.200	20	29	49	1.7	23	5	11	11	3	26	0.9

CAREER STATISTICS

Season	gp-gs	min/avg	Total	3-Point	F-Throws	Rebounds														
			fg-fga	pct	fg-fga	pct	ft-fa	pct	off	def	tot	avg	pf	fo	ast	to	blk	stl	pts	avg
2017-18	29-0	166/5.7	11-21	.524	0-0	.000	4-20	.200	20	29	49	1.7	23	0	5	11	11	3	26	0.9
2018-19	22-0	297/13.5	14-36	.389	0-0	.000	9-24	.375	28	65	93	4.2	27	0	4	7	16	7	37	1.7
TOTAL	51-0	463/9.1	25-57	.439	0-0	.000	13-44	.295	48	94	142	2.8	50	0	9	18	27	10	63	1.2



#24 PRINCE GILLAM TOYAMBI

FORWARD • 6-7 • 225 • FRESHMAN • HS • KINSHASA, CONGO (FRESNO HS [CALIF.]

Prior to Cincinnati: Averaged 17.4 points, 9.7 rebounds and 1.3 steals while shooting 58.7 percent (88 of 150) from the floor during 12 games for team "The Truth" at the NIKE EBYL and Peach Jam Invitational during the summer 2018 ... attended Fresno High School in Fresno, Calif. ... reclassified from the 2019 class to the 2018 class and signed with the Bearcats in early September.

Personal: Born Dec. 2, 2000 in Kinshasa, Congo ... guardians are Orlando and Rachel Gillam ... has three brothers: Kobe Gillam, Orlando Gillam III and Bryan Gillam ... has one sister: Magali Toyambi ... right-handed ... last name pronounced "toy-YAHM-bee."

SEASON & CAREER STATISTICS

2018-19		CAREER
0	Pts	0
0	FG Atts	0
0	FG Made	0
0	3PT-FG Atts	0
0	3PT-FG Made	0
0	FT Atts	0
0	FT Made	0
0	Rebs	0
0	Assts	0
0	Stls	0
0	Blks	0
0	Mins	0

MISCELLANEOUS STATISTICS

CATEGORY	2018-19	CAREER
Double-Figure Scoring Games	0	0
Double-Figure Rebounding Games	0	0
Double-Double Games	0	0
20-Point Scoring Games	0	0
Games Led UC in Scoring	0	0
Games Led UC in Rebounding	0	0
Games Led UC in Assists	0	0
Games With 3+ Assists	0	0
Games With 3+ Blocks	0	0
Games With 3+ Steals	0	0
Games With 3+ Three-Pointers	0	0

GAME-BY-GAME STATISTICS

2018-19 (FRESHMAN SEASON)

CAREER STATISTICS



#31 SAM MARTIN

GUARD • 5-10 • 170 • SOPHOMORE • 1L • CINCINNATI, OHIO (SUMMIT COUNTRY DAY)

MOMENTS

- » Posted a career-high five points with an assist in five minutes against UAPB (11/27/18).
- » Scored his first collegiate points, making a pair of free throws against Richmond (11/21/17) in the semifinals of the Cayman Islands Classic.

2018-19 Season (Sophomore): Scored a career-high five points with an assist in five minutes against UAPB (11/27).

2017-18 Season (Freshman): Played in 10 games as a walk-on reserve, averaging 0.2 points, 0.2 assists and 0.1 rebounds in 1.9 minutes ... collected his first collegiate points with a pair of free throws in two minutes against Richmond (11/21) ... handed out two assists in two minutes of play against Memphis (12/31) ... took two shots without a basket and grabbed a rebound in four minutes against Temple (1/24) ... named the Bearcats Academic Honor Roll and Dean's List during the 2017 fall semester and 2018 spring semester ... earned 2018 Academic All-AAC honors.

Prior to Cincinnati: Averaged 15.4 points 3.0 rebounds, 2.8 assists and 2.4 steals as a senior at Summit Country Day ... helped guide the Silver Knights to a 26-1 record and regional championship appearance in 2016-17 ... named an Associated Press Division III second team all-state selection as a senior ... chosen Miami Valley Conference Player of the Year and league first team accolades as a junior and senior ... helped lead Summit Country Day to a pair of soccer state titles as a junior and senior, combining for a 42-4-1 record ... tallied 38 goals, 24 assists and 100 points as a senior ... named all-midwest region, all-state first team and all-southwest Ohio first team selection as a senior ... set records during 2016 for most goals in a state championship game, most goals in a state semifinal game and most goals and most points in the city ... played basketball for his father, Scott, at St. Xavier High School as a freshman and sophomore.

Personal: Born Nov. 16, 1998 in Cincinnati, Ohio ... son of Carrie and Scott Martin ... has two sisters, Rachel and Lily ... his father, Scott, played basketball at Rollins College (1988-91) ... right-handed.

SEASON & CAREER STATISTICS

2017-18 SEASON

		CAREER
5 vs. Arkansas-Pine Bluff, 11/27/18	Pts	5 vs. Arkansas-Pine Bluff, 11/27/18
2, 2x (last vs. Ark.-Pine Bluff, 11/27/18)	FG Atts	2, 2x (last vs. Ark.-Pine Bluff, 11/27/18)
2 vs. Arkansas-Pine Bluff, 11/27/18	FG Made	2 vs. Arkansas-Pine Bluff, 11/27/18
1, 2x (last vs. UCF, 2/6/18)	3PT-FG Atts	1, 2x (last vs. UCF, 2/6/18)
0	3PT-FG Made	0
2 vs. Richmond, 11/21/17	FT Atts	2 vs. Richmond, 11/21/17
2 vs. Richmond, 11/21/17	FT Made	2 vs. Richmond, 11/21/17
1 vs. Temple, 1/24/18	Rebs	1 vs. Temple, 1/24/18
2 vs. Memphis, 12/31/17	Assts	2 vs. Memphis, 12/31/17
0	Stls	0
0	Blks	0
5 vs. Arkansas-Pine Bluff, 11/27/18	Mins	5 vs. Arkansas-Pine Bluff, 11/27/18

MISCELLANEOUS STATISTICS

CATEGORY	2017-18	2018-19	CAREER
Double-Figure Scoring Games	0	0	0
Double-Figure Rebounding Games	0	0	0
Double-Double Games	0	0	0
20-Point Scoring Games	0	0	0
Games Led UC in Scoring	0	0	0
Games Led UC in Rebounding	0	0	0
Games Led UC in Assists	0	0	0
Games With 3+ Assists	0	0	0
Games With 3+ Blocks	0	0	0
Games With 3+ Steals	0	0	0
Games With 3+ Three-Pointers	0	0	0

GAME-BY-GAME STATISTICS

2018-19 (SOPHOMORE SEASON)

Opponent	Date	gs	min	fg-fga	pct	3fg-fga	pct	ft-fa	pct	off	def	tot	avg	pf	a	t/o	blk	stl	pts	avg
ARK-PINE BLUFF	11/27/18	5	2-2	1.000	0-0	.000	1-1	1.000	0	0	0	0.0	0	1	0	0	0	0	5	5.0
NORTHERN KY.	12/04/18	1	0-0	.000	0-0	.000	0-0	.000	0	0	0	0.0	0	0	0	0	0	0	0	2.5
XAVIER	12/08/18	1	0-0	.000	0-0	.000	0-0	.000	0	0	0	0.0	0	0	0	0	0	0	0	1.7
UCLA	12/19/18	3	0-0	.000	0-0	.000	0-0	.000	0	0	0	0.0	2	1	0	0	0	0	0	1.3
TULANE	01/02/19	2	0-0	.000	0-0	.000	0-0	.000	0	0	0	0.0	0	1	0	0	0	0	0	1.0
TULSA	01/24/19	1	0-0	.000	0-0	.000	0-0	.000	0	0	0	0.0	0	0	0	0	0	0	0	0.8
Totals		0	13	2-2	1.000	0-0	.000	1-1	1.000	0	0	0.0	2	3	0	0	0	0	5	0.8

2017-18 (FRESHMAN SEASON)

Opponent	Date	gs	min	fg-fga	pct	3fg-fga	pct	ft-fa	pct	off	def	tot	avg	pf	a	t/o	blk	stl	pts	avg
SAVANNAH STATE	11/10/17	1	0-0	.000	0-0	.000	0-0	.000	0	0	0	0.0	0	0	0	0	0	0	0	0.0
WESTERN CAROLINA	11/13/17	1	0-1	.000	0-0	.000	0-0	.000	0	0	0	0.0	0	0	0	0	0	0	0	0.0
COPPIN STATE	11/16/17	1	0-0	.000	0-0	.000	0-0	.000	0	0	0	0.0	0	0	0	0	0	0	0	0.0
vs Richmond	11/21/17	2	0-0	.000	0-0	.000	2-2	1.000	0	0	0	0.0	2	0	0	0	0	0	2	0.5
vs Wyoming	11/22/17	1	0-0	.000	0-0	.000	0-0	.000	0	0	0	0.0	1	0	1	0	0	0	0	0.4
ALABAMA STATE	11/27/17	1	0-0	.000	0-0	.000	0-0	.000	0	0	0	0.0	0	0	0	0	0	0	0	0.3
UA-PINE BLUFF	12/19/17	2	0-1	.000	0-1	.000	0-0	.000	0	0	0	0.0	0	1	0	0	0	0	0	0.3
MEMPHIS	12/31/17	2	0-0	.000	0-0	.000	0-0	.000	0	0	0	0.0	1	2	0	0	0	0	0	0.3
TEMPLE	01/24/18	4	0-2	.000	0-0	.000	0-0	.000	0	1	1	0.1	1	0	0	0	0	0	0	0.2
UCF	02/06/18	4	0-1	.000	0-1	.000	0-0	.000	0	0	0	0.1	0	0	0	0	0	0	0	0.2
Totals		0	19	0-5	.000	0-2	.000	2-2	1.000	0	1	1	0.1	5	2	2	0	0	2	0.2

CAREER STATISTICS

Season	gp-gs	min/avg	Total fg-fga	pct	3-Point fg-fga	pct	F-Throws ft-fa	pct	Rebounds off	def	tot	avg	pf	fo	ast	to	blk	stl	Scoring pts	avg
2017-18	10-0	19/1.9	0-5	.000	0-2	.000	2-2	1.000	0	1	1	0.1	5	0	2	2	0	0	2	0.2
2018-19	6-0	13/2.2	2-2	1.000	0-0	.000	1-1	1.000	0	0	0	0.0	2	0	3	0	0	0	5	0.8
TOTAL	16-0	32/2.0	2-7	.286	0-2	.000	3-3	1.000	0	1	1	0.1	7	0	5	2	0	0	7	0.4



#32 JON KOZ

GUARD • 6-1 • 200 • JUNIOR • 2L • CLEVELAND, OHIO (BAY)

MOMENTS

» Scored his first collegiate points on a basket inside against Temple (1/24/18).

2018-19 Season (Junior): Scored on a layup in two minute of play against Tulane (1/2) ... grabbed a rebound in two minutes against UAPB (11/27).

2017-18 Season (Sophomore): Played in eight games as a walk-on reserve, averaging 0.3 points, 0.3 rebounds and 0.1 assists in 1.3 minutes ... scored his first collegiate basket in two minutes against Temple (1/24) ... grabbed two rebounds in two minutes against UCF (2/6) ... handed out an assist in one minute against Alabama State (11/27) ... named to the Bearcats Academic Honor Roll during the 2017 fall semester and 2018 spring semester ... tabbed to the Dean's List during the 2018 spring semester ... earned 2018 Academic All-AAC honors.

2016-17 Season (Freshman): Played in six games as a walk-on reserve, averaging 0.0 points, 0.3 rebounds and 0.3 assists in 1.7 minutes ... played a season-high three minutes against USF (1/29) ... named to Bearcats Honor Roll during 2016 fall and 2017 spring semesters.

Prior to Cincinnati: Averaged 21.6 points, 4.8 rebounds and 2.4 assists as a senior at Bay High School, helping lead the Rockets to a 25-4 record and the school's first appearance in the Division II state semifinals ... set the school record for career points (1,279) and points in a season (604 as a senior) ... named the Great Lakes Conference Most Valuable Player in 2015-16 ... named all-state twice and all-conference three times ... helped lead Bay High School to two conference championships ... three-year starting quarterback on football team, missed most of senior campaign due to injury but still helped the Rockets to a 10-win season ... guided the team to the school's first playoff wins as a junior.

Personal: Born December 19, 1997 in Cleveland, Ohio ... son of Courtney and John Koz ... has three sisters: Chloe, Claudia and Kayla ... his cousin, Matt Koz, wrestled at Chattanooga ... his dad played football at Baldwin Wallace ... right-handed ... pronunciation of last name rhymes with nose.

SEASON & CAREER STATISTICS

2017-18 SEASON

	Pts	CAREER
2, 2x (last vs. Tulane, 1/2/19)	2, 2x (last vs. Tulane, 1/2/19)	
2 vs. Tulane, 1/2/19	FG Atts	2 vs. Tulane, 1/2/19
1, 2x (last vs. Tulane, 1/2/19)	FG Made	1, 2x (last vs. Tulane, 1/2/19)
0	3PT-FG Atts	1, 2x (last vs. USF, 1/29/17)
0	3PT-FG Made	0
0	FT Atts	0
0	FT Made	0
2 vs. UCF, 2/6/18	Rebs	2 vs. UCF, 2/6/18
1 vs. Alabama State, 11/27/17	Assts	1, 3x (last vs. Alabama State, 11/27/17)
0	Stls	0
0	Blks	0
2, 5x (last vs. Tulane, 1/2/19)	Mins	3 vs. USF, 1/29/17

MISCELLANEOUS STATISTICS

CATEGORY	2016-17	2017-18	2018-19	CAREER
Double-Figure Scoring Games	0	0	0	0
Double-Figure Rebounding Games	0	0	0	0
Double-Double Games	0	0	0	0
20-Point Scoring Games	0	0	0	0
Games Led UC in Scoring	0	0	0	0
Games Led UC in Rebounding	0	0	0	0
Games Led UC in Assists	0	0	0	0
Games With 3+ Assists	0	0	0	0
Games With 3+ Blocks	0	0	0	0
Games With 3+ Steals	0	0	0	0
Games With 3+ Three-Pointers	0	0	0	0

GAME-BY-GAME STATISTICS

2018-19 (JUNIOR SEASON)

Opponent	Date	gs	min	Total			3-Pointers			Free throws			Rebounds			pf	a	t/o	blk	stl	pts	avg
				fg	fg%	pct	3fg	fg%	pct	ft	ft%	pct	off	def	tot							
vs George Mason	11/23/18	2	0-0	.000	0-0	.000	0-0	.000	0	0	0	0	0	0	0	0	0	0	0	0	0.0	
ARK-PINE BLUFF	11/27/18	2	0-0	.000	0-0	.000	0-0	.000	0	1	0.5	0	1	0	0	0	0	0	0	0	0.0	
UCLA	12/19/18	2	0-0	.000	0-0	.000	0-0	.000	0	0	0.3	0	0	0	0	0	0	0	0	0	0.0	
TULANE	01/02/19	2	1-2	.500	0-0	.000	0-0	.000	0	0	0.3	0	0	0	0	0	0	0	2	0.5	0.0	
TULSA	01/24/19	1	0-0	.000	0-0	.000	0-0	.000	0	1	1.4	0	0	0	0	0	0	0	0	0	0.4	
Totals		0	9	1-2	.500	0-0	.000	0-0	.000	0	2	2	0.4	0	1	0	0	2	0.4	0.0	0.4	

2017-18 (SOPHOMORE SEASON)

Opponent	Date	gs	min	Total		3-Pointers		Free throws		Rebounds				pf	a	t/o	blk	stl	pts	avg
				fg	fg%	3fg	3fg%	ft	ft%	off	def	tot	avg							
SAVANNAH STATE	11/10/17	1	0-0	.000	0-0	.000	0-0	.000	0	0	0.0	0	0	0	0	0	0	0	0.0	
WESTERN CAROLINA	11/13/17	1	0-0	.000	.000	.000	0-0	.000	0	0	0.0	0	0	0	0	0	0	0	0.0	
COPPIN STATE	11/16/17	1	0-0	.000	0-0	.000	0-0	.000	0	0	0.0	0	0	0	0	0	0	0	0.0	
ALABAMA STATE	11/27/17	1	0-0	.000	.000	.000	0-0	.000	0	0	0.0	0	0	0	1	0	0	0	0.0	
UA-PINE BLUFF	12/19/17	1	0-0	.000	.000	.000	0-0	.000	0	0	0.0	0	0	0	0	0	0	0	0.0	
MEMPHIS	12/31/17	1	0-0	.000	0-0	.000	0-0	.000	0	0	0.0	0	0	0	0	0	0	0	0.0	
TEMPLE	01/24/18	2	1-1	1.000	0-0	.000	0-0	.000	0	0	0.0	0	0	0	0	0	0	0	2.0	
UCF	02/06/18	2	0-0	.000	0-0	.000	0-0	.000	1	1	2	0.3	0	1	0	0	0	0	0.3	
Totals		0	10	1-1	1.000	0-0	.000	0-0	.000	1	1	2	0.3	0	1	0	0	2	0.3	

2016-17 (FRESHMAN SEASON)

Opponent	Date	gs	min	Total		3-Pointers		Free throws		Rebounds				pf	a	t/o	blk	stl	pts	avg
				fg	fga	3fg	3fga	ft	fta	off	def	tot	avg							
ALBANY	11/14/16	1	0-0	.000	0-0	.000	0-0	.000	0	0	0	0	0	0	0	0	0	0	0.0	
BOWLING GREEN	12/04/16	1	0-0	.000	0-0	.000	0-0	.000	0	1	1	0.5	0	1	0	0	0	0	0.0	
TEXAS SOUTHERN	12/13/16	1	0-1	.000	0-1	.000	0-0	.000	0	0	0	0.3	0	0	0	0	0	0	0.0	
FAIRLEIGH DICKINSON	12/17/16	2	0-0	.000	0-0	.000	0-0	.000	0	0	0	0.3	0	0	0	0	0	0	0.0	
TULANE	01/01/17	2	0-0	.000	0-0	.000	0-0	.000	0	0	0	0.2	0	0	0	0	0	0	0.0	
USF	01/29/17	3	0-1	.000	0-1	.000	0-0	.000	0	1	1	0.3	0	1	0	0	0	0	0.0	
Totals		0	10	0-2	.000	0-2	.000	0-0	.000	0	2	2	0.3	0	2	0	0	0	0.0	

CAREER STATISTICS

			Total		3-Point		F-Throws		Rebounds										Scoring	
Season	gp-gs	min/avg	fg-fga	pct	fg-fga	pct	ft-fga	pct	off	def	tot	avg	pf	fo	ast	to	blk	stl	pts	avg
2016-17	6-0	10/1.7	0-2	.000	0-2	.000	0-0	.000	0	2	2	0.3	0	0	2	0	0	0	0	0.0
2017-18	8-0	10/1.3	1-1	1.000	0-0	.000	0-0	.000	1	1	2	0.3	0	0	1	1	0	0	2	0.3
2018-19	5-0	9/1.8	1-2	.500	0-0	.000	0-0	.000	0	2	2	0.4	0	0	0	1	0	0	2	0.4
TOTAL	19-0	29/1.5	2-5	.400	0-2	.000	0-0	.000	1	5	6	0.3	0	0	3	2	0	0	4	0.2



#33 NYSIER BROOKS

CENTER • 6-11 • 240 • JUNIOR • 2L • PHILADELPHIA, PA. (ADVANCED PREP INTERNATIONAL [TEXAS])

MOMENTS

» Posted his first career double-double with a career-high 12 points and 10 rebounds against Milwaukee (11/16).
» Tallied a career-best five blocks in 13 minutes at East Carolina (1/15/17).

2018-19 Season (Junior): Scored eight points and tied a career-high with 10 rebounds at Wichita State (1/19) ... matched a career high with 17 points against UConn (1/12) ... registered 15 points and a game-high three blocks at ECU (1/5) ... tallied a career-high 17 points, shooting 5 of 8 from the field and 7 of 8 from the foul line with eight rebounds against SC State (12/22) ... scored 14 points with six rebounds and two blocks against UCLA (12/19) ... tied a season-high with three blocks vs. Northern Kentucky (12/4) ... recorded his second consecutive double-double with a career-high 15 points to go with 10 rebounds and two blocks in 23 minutes against Western Michigan (11/19) ... posted his first career double-double with a career-high 12 points and 10 rebounds with two blocks against Milwaukee (11/16) ... grabbed a team-best seven rebounds against North Carolina Central (11/13).

2017-18 Season (Sophomore): Started two of 35 games played, averaging 2.6 points, 2.3 rebounds and 0.6 blocks in 9.7 minutes ... scored a season-high nine points on 3-of-3 shooting from the field in 13 minutes against Alabama State (11/27) ... netted eight points on 4-of-5 shooting with two rebounds, a block and a steal in 12 minutes against Cleveland State (12/21) ... tallied eight points with five rebounds in 11 minutes against ECU (1/20) ... made his first collegiate start, pulling down a season-best eight rebounds with four points and two assists in 12 minutes against Western Carolina (11/13) ... grabbed a team-high seven rebounds at Temple (1/4) ... blocked two shots each at No. 21 Xavier (12/2), at USF (1/13) and at Wichita State (3/4) ... pulled down three or more rebounds in 11 games ... recorded at least one block in 10 conference games ... named to the Bearcats Academic Honor Roll during the 2017 fall semester.

2016-17 Season (Freshman): Played in 33 games as a reserve, averaging 2.4 points, 1.6 rebounds and 0.7 blocks in 8.5 minutes ... scored 10 points on 4-of-5 shooting with four rebounds and three blocks against Samford (11/23) ... tallied eight points in a season-high 16 minutes against USF (1/29) ... grabbed a season-high five rebounds at UConn (3/5) ... recorded a season-best five blocks with four rebounds at East Carolina (1/15) ... had eight points with three rebounds against Fairleigh Dickinson (12/17) ... named to the Dean's List and Bearcats Academic Honor Roll for the 2017 spring semester ... earned Legion of Excellence Award for team's highest grade-point average.

Prior to Cincinnati: Averaged eight points, eight rebounds and three assists in 2015-16 with Advanced Prep International ... posted double-double numbers at Life Center Academy (Burlington, New Jersey) during the 2014-15 season, averaging 12 points and 10 rebounds to go along with four blocks ... tabbed a three-star prospect according to all recruiting sites.

Personal: Born Dec. 5, 1996 in Philadelphia, Pennsylvania ... son of Monique Brooks and John Mitchell ... guardian is James Johns ... Has four brothers: Nyeem Brooks, Nymier Brooks, Knoney Mitchell and Ethan Mitchell as well as four sisters: Napree Brooks, Brittany Mitchell, Kaniyah Mitchell and Nyeera Mitchell ... right-handed ... first name pronounced "nah-SEER."

SEASON & CAREER STATISTICS

2018-19 SEASON

		CAREER
17, 2x (last vs. UConn, 1/12/19)	Pts	17, 2x (last vs. UConn, 1/12/19)
11 vs. Western Michigan, 11/19/18	FG Atts	11 vs. Western Michigan, 11/19/18
6, 2x (last vs. UConn, 1/12/19)	FG Made	6, 2x (last vs. UConn, 1/12/19)
0	3PT-FG Atts	0
0	3PT-FG Made	0
9 at ECU, 1/5/19	FT Atts	9 at ECU, 1/5/19
8 vs. SC State, 12/22/18	FT Made	8 vs. SC State, 12/22/18
10, 3x (last at Wichita State, 1/19/19)	Rebs	10, 3x (last at Wichita State, 1/19/19)
3 vs. UCLA, 12/19/18	Assts	3 vs. UCLA, 12/19/18
3 at Tulsa, 1/10/19	Stls	3 at Tulsa, 1/10/19
3, 3x (last at Tulsa, 1/10/19)	Blks	5 at ECU, 1/15/17
34 vs. UConn, 1/12/19	Mins	34 vs. UConn, 1/12/19

MISCELLANEOUS STATISTICS

CATEGORY	2016-17	2017-18	2018-19	CAREER
Double-Figure Scoring Games	1	0	9	10
Double-Figure Rebounding Games	0	0	3	3
Double-Double Games	0	0	2	2
20-Point Scoring Games	0	0	0	0
Games Led UC in Scoring	0	0	1	1
Games Led UC in Rebounding	0	2	8	10
Games Led UC in Assists	0	0	0	0
Games With 3+ Assists	0	0	1	1
Games With 3+ Blocks	2	0	3	5
Games With 3+ Steals	0	0	1	1
Games With 3+ Three-Pointers	0	0	0	0

CAREER STATISTICS

			Total		3-Point		F-Throws		Rebounds											Scoring	
Season	gp-gs	min/avg	fg-fga	pct	fg-fga	pct	ft-fa	pct	off	def	tot	avg	pf	fo	ast	to	blk	stl	pts	avg	
2016-17	33-0	279/8.5	28-53	.528	0-0	.000	23-40	.575	20	33	53	1.6	55	1	2	19	22	4	79	2.4	
2017-18	35-2	340/9.7	38-77	.494	0-0	.000	16-29	.552	32	49	81	2.3	54	0	8	22	20	12	92	2.6	
2018-19	23-23	505/22.0	64-112	.571	0-0	.000	59-91	.648	49	82	131	5.7	73	2	12	23	35	8	187	8.1	
TOTAL	91-25	1124/12.4	130-242	.537	0-0	.000	98-160	.613	101	164	265	2.9	182	3	22	64	77	24	358	3.9	



#33 NYSIER BROOKS

CENTER • 6-11 • 240 • JUNIOR • 2L • PHILADELPHIA, PA. (ADVANCED PREP INTERNATIONAL [TEXAS])

GAME-BY-GAME STATISTICS

2018-19 (JUNIOR SEASON)


Opponent	Date	gs	min	Total		3-Pointers		Free throws		Rebounds			pf	a	t/o	blk	stl	pts	avg		
				fg-fga	pct	3fg-fga	pct	ft-fa	pct	off	def	tot								avg	
OHIO ST.	11/07/18	*	24	3-6	.500	0-0	.000	1-2	.500	4	2	6	6.0	5	0	1	2	0	7	7.0	
N.C. CENTRAL	11/13/18	*	23	2-4	.500	0-0	.000	1-2	.500	0	7	7	6.5	2	1	0	2	0	5	6.0	
MILWAUKEE	11/16/18	*	29	5-5	1.000	0-0	.000	2-5	.400	4	6	10	7.7	0	0	1	2	0	12	8.0	
WESTERN MICH.	11/19/18	*	23	5-11	.455	0-0	.000	5-5	1.000	2	8	10	8.3	4	1	2	2	0	15	9.8	
vs George Mason	11/23/18	*	20	1-3	.333	0-0	.000	1-2	.500	2	1	3	7.2	4	0	1	0	1	3	8.4	
vs Ole Miss	11/24/18	*	22	1-1	1.000	0-0	.000	2-2	1.000	1	3	4	6.7	3	1	0	1	1	4	7.7	
ARK.-PINE BLUFF	11/27/18	*	16	2-3	.667	0-0	.000	2-4	.500	1	2	3	6.1	3	0	1	0	0	6	7.4	
at UNLV	12/01/18	*	22	3-4	.750	0-0	.000	3-4	.750	0	4	4	5.9	4	0	1	2	2	9	7.6	
NORTHERN KY.	12/04/18	*	18	4-5	.800	0-0	.000	2-2	1.000	1	1	2	5.4	3	0	1	3	0	10	7.9	
XAVIER	12/08/18	*	22	2-4	.500	0-0	.000	0-2	.000	3	1	4	5.3	3	0	0	0	0	4	7.5	
at Mississippi State	12/15/18	*	20	2-4	.500	0-0	.000	5-6	.833	2	6	8	5.5	5	0	3	1	0	9	7.6	
UCLA	12/19/18	*	19	5-6	.833	0-0	.000	4-5	.800	1	5	6	5.6	3	3	0	2	1	14	8.2	
SOUTH CAROLINA ST.	12/22/18	*	25	5-8	.625	0-0	.000	7-8	.875	4	4	8	5.8	3	0	2	0	0	17	8.8	
TULANE	01/02/19	*	8	0-2	.000	0-0	.000	0-0	.000	1	1	2	5.5	4	1	2	1	0	0	8.2	
at ECU	01/05/19	*	31	6-9	.667	0-0	.000	3-9	.333	4	1	5	5.5	4	0	2	3	0	15	8.7	
at Tulsa	01/10/19	*	23	1-3	.333	0-0	.000	0-0	.000	3	1	4	5.4	1	1	0	3	3	2	8.3	
UCONN	01/12/19	*	33	6-8	.750	0-0	.000	5-8	.625	3	3	6	5.4	2	1	0	2	0	17	8.8	
SOUTH FLA.	01/15/19	*	20	2-3	.667	0-0	.000	6-7	.857	2	4	6	5.4	4	1	1	2	0	10	8.8	
at Wichita St.	01/19/19	*	29	3-5	.600	0-0	.000	2-4	.500	3	7	10	5.7	3	0	2	2	0	8	8.8	
TULSA	01/24/19	*	21	2-7	.286	0-0	.000	4-6	.667	2	5	7	5.8	2	0	0	2	0	8	8.8	
at Temple	01/27/19	*	14	1-3	.333	0-0	.000	0-0	.000	4	2	6	5.8	4	0	0	1	0	2	8.4	
SMU	02/02/19	*	24	3-6	.500	0-0	.000	4-8	.500	1	4	5	5.7	3	1	2	0	0	10	8.5	
at Memphis	02/07/19	*	19	0-2	.000	0-0	.000	0-0	.000	1	4	5	5.7	4	1	1	2	0	0	8.1	
Totals			23	505	64-112	.571	0-0	.000	59-91	.648	49	82	131	5.7	73	12	23	35	8	187	8.1

2016-17 (FRESHMAN SEASON)

Opponent	Date	gs	min	Total		3-Pointers		Free throws		Rebounds			pf	a	t/o	blk	stl	pts	avg	
				fg-fga	pct	3fg-fga	pct	ft-fa	pct	off	def	tot								avg
BROWN	11/11/16	8	0-0	.000	0-0	.000	1-2	.500	0	1	1	1.0	2	0	0	0	0	1	1.0	
ALBANY	11/14/16	7	0-1	.000	0-0	.000	1-2	.500	0	1	1	1.0	2	1	0	1	0	1	1.0	
vs Rhode Island	11/19/16	1	0-0	.000	0-0	.000	1-2	.500	0	0	0	0.7	0	0	1	0	0	1	1.0	
vs Penn State	11/20/16	4	0-2	.000	0-0	.000	0-0	.000	0	1	1	0.8	2	0	1	0	1	0	0.8	
SAMFORD	11/23/16	15	4-5	.800	0-0	.000	2-3	.667	2	2	4	1.4	0	0	1	3	1	10	2.6	
LIPSCOMB	11/26/16	9	2-4	.500	0-0	.000	1-1	1.000	0	0	0	1.2	2	0	0	0	0	5	3.0	
at Iowa State	12-01-16	8	1-1	1.000	0-0	.000	0-0	.000	3	1	4	1.6	1	0	2	0	0	2	2.9	
BOWLING GREEN	12/04/16	13	2-3	.667	0-0	.000	2-4	.500	1	0	1	1.5	3	0	0	0	0	6	3.3	
at Butler	12/10/16	1	0-0	.000	0-0	.000	0-0	.000	0	0	0	1.3	0	0	0	0	0	0	2.9	
TEXAS SOUTHERN	12/13/16	10	2-3	.667	0-0	.000	2-2	1.000	0	2	2	1.4	2	0	0	1	0	6	3.2	
FAIRLEIGH DICKINSON	12/17/16	15	3-5	.600	0-0	.000	2-4	.500	1	2	3	1.5	2	0	0	1	1	8	3.6	
MARSHALL	12/22/16	10	1-2	.500	0-0	.000	0-0	.000	0	0	0	1.4	1	0	0	1	0	2	3.5	
at Temple	12/28/16	3	0-1	.000	0-0	.000	0-0	.000	1	1	2	1.5	2	0	1	1	0	0	3.2	
TULANE	01/01/17	15	2-3	.667	0-0	.000	1-2	.500	0	1	1	1.4	5	0	1	1	0	5	3.4	
at Houston	1/7/17	5	0-0	.000	0-0	.000	0-0	.000	0	1	1	1.4	1	0	1	0	0	0	3.1	
SMU	01/12/17	2	0-0	.000	0-0	.000	0-0	.000	0	0	0	1.3	1	0	0	0	0	0	2.9	
at East Carolina	01/15/17	13	1-3	.333	0-0	.000	0-0	.000	1	3	4	1.5	1	0	2	5	1	2	2.9	
TEMPLE	01/18/17	9	1-1	1.000	0-0	.000	0-0	.000	1	0	1	1.4	1	0	0	2	0	2	2.8	
at Tulane	01/21/17	12	0-1	.000	0-0	.000	0-0	.000	2	1	3	1.5	4	1	3	0	0	0	2.7	
XAVIER	01/26/17	12	2-3	.667	0-0	.000	0-0	.000	2	1	3	1.6	4	0	0	2	0	4	2.8	
USF	01/29/17	16	3-3	1.000	0-0	.000	2-4	.500	0	1	1	1.6	2	0	3	0	0	8	3.0	
at SMU	02/12/17	1	0-0	.000	0-0	.000	0-0	.000	0	0	0	1.5	0	0	0	0	0	0	2.9	
at USF	02/15/17	5	0-0	.000	0-0	.000	1-4	.250	0	1	1	1.5	0	0	0	0	0	0	2.8	
TULSA	02/18/17	8	1-2	.500	0-0	.000	1-2	.500	1	1	2	1.5	4	0	2	1	0	3	2.8	
MEMPHIS	02/23/17	8	1-1	1.000	0-0	.000	2-2	1.000	1	1	2	1.5	1	0	0	0	0	4	2.8	
at UCF	2/26/17	6	1-1	1.000	0-0	.000	0-0	.000	0	1	1	1.5	1	0	0	0	0	2	2.8	
HOUSTON	03/02/17	6	0-0	.000	0-0	.000	0-0	.000	0	2	2	1.5	0	0	0	1	0	0	2.7	
at UConn	3/5/17	7	0-1	.000	0-0	.000	0-0	.000	0	0	0	1.5	2	0	0	1	0	0	2.6	
vs Tulsa	3/10/17	12	0-2	.000	0-0	.000	0-0	.000	1	2	3	1.5	3	0	1	0	0	0	2.5	
at UConn	3/11/17	13	0-1	.000	0-0	.000	3-4	.750	2	3	5	1.6	4	0	0	0	0	3	2.5	
vs SMU	3/12/17	4	0-2	.000	0-0	.000	0-0	.000	0	1	1	2	1.6	0	0	0	0	0	2.5	
vs Kansas State	03/17/17	11	0-1	.000	0-0	.000	1-2	.500	0	1	1	1.6	2	0	0	0	0	1	2.4	
vs UCLA	03/19/17	10	1-1	1.000	0-0	.000	0-0	.000	0	1	1	1.6	0	0	0	0	0	2	2.4	
Totals		0	279	28-53	.528	0-0	.000	23-40	.575	20	33	53	1.6	55	2	19	22	4	79	2.4

2017-18 (SOPHOMORE SEASON)

Opponent	Date	gs	min	Total		3-Pointers		Free throws		Rebounds			pf	a	t/o	blk	stl	pts	avg		
				fg-fga	pct	3fg-fga	pct	ft-ftha	pct	off	def	tot									
SAVANNAH STATE	11/10/17		11	1-3	.333	0-0	.000	1-2	.500	2	5	7	7.0	1	0	0	1	3	3.0		
WESTERN CAROLINA	11/13/17	*	12	2-5	.400	0-0	.000	0-0	.000	4	4	8	7.5	2	2	2	1	4	3.5		
COPPIN STATE	11/16/17		9	1-1	1.000	0-0	.000	0-0	.000	0	2	2	5.7	1	1	1	0	2	3.0		
vs Buffalo	11/20/17		16	0-1	.000	0-0	.000	2-2	1.000	0	2	2	4.8	0	0	0	0	1	2.8		
vs Richmond	11/21/17	*	15	1-2	.500	0-0	.000	0-0	.000	0	1	1	4.0	2	0	2	1	0	2	2.6	
vs Wyoming	11/22/17		10	0-1	.000	0-0	.000	2-2	1.000	1	1	2	3.7	2	0	1	0	2	2.5		
ALABAMA STATE	11/27/17		13	3-3	1.000	0-0	.000	3-6	.500	1	0	1	3.3	1	0	0	0	9	3.4		
at Xavier	12/02/17		6	0-1	.000	0-0	.000	0-0	.000	0	0	0	2.9	0	0	0	2	1	0	3.0	
vs Florida	12/09/17		3	1-1	1.000	0-0	.000	0-0	.000	0	2	2	2.8	2	0	0	0	0	2	2.9	
MISSISSIPPI ST.	12/12/17		8	0-0	.000	0-0	.000	0-0	.000	0	1	1	2.6	0	0	0	0	0	0	2.6	
at UCLA	12/16/17		5	1-1	1.000	0-0	.000	0-0	.000	0	1	1	2.5	4	0	0	0	0	2	2.5	
UA-PINE BLUFF	12/19/17		16	2-3	.667	0-0	.000	3-4	.750	0	1	1	2.3	3	0	0	0	7	2.9		
CLEVELAND STATE	12/21/17		12	4-5	.800	0-0	.000	0-0	.000	2	0	2	2.3	0	1	1	1	1	8	3.3	
MEMPHIS	12/31/17		17	3-6	.500	0-0	.000	0-0	.000	0	3	3	2.4	2	0	2	0	0	6	3.5	
at Temple	01/04/18		16	1-3	.333	0-0	.000	0-0	.000	4	3	7	2.7	3	0	2	1	0	2	3.4	
SMU	01/07/18		5	0-0	.000	0-0	.000	0-0	.000	0	2	2	2.6	1	0	0	0	0	0	3.2	
at USF	11/3/18		9	2-2	1.000	0-0	.000	2-2	1.000	1	1	2	2.6	3	0	1	2	0	6	3.4	
at UCF	11/6/18		10	1-2	.500	0-0	.000	0-0	.000	0	0	0	2.4	2	0	0	1	0	2	2.3	
ECU	01/20/18		11	4-7	.571	0-0	.000	0-0	.000	4	1	5	2.6	3	1	1	0	0	8	3.5	
TEMPLE	01/24/18		6	0-1	.000	0-0	.000	0-0	.000	0	2	2	2.6	1	0	1	0	0	0	3.4	
at Memphis	12/7/18		4	0-0	.000	0-0	.000	0-0	.000	0	2	2	2.5	0	0	0	1	0	0	3.2	
HOUSTON	01/31/18		13	3-3	1.000	0-0	.000	0-0	.000	0	0	0	2.4	2	0	0	1	1	6	3.3	
at UCONN	2/3/18		10	0-0	.000	0-0	.000	0-0	.000	0	0	0	2.3	4	0	2	1	1	0	3.2	
UCF	02/06/18		12	0-4	.000	0-0	.000	3-4	.750	5	1	6	2.5	2	0	2	0	1	3	3.2	
at SMU	02/11/18		19	2-7	.286	0-0	.000	0-2	.000	2	3	5	2.6	3	1	0	1	1	4	3.2	
at Houston	2/15/18		5	0-1	.000	0-0	.000	0-0	.000	0	5	5	2.7	2	0	1	1	0	0	3.1	
WICHITA STATE	02/18/18		9	0-0	.000	0-0	.000	0-0	.000	0	0	0	2.6	3	0	1	1	0	0	3.0	
UCONN	02/22/18		12	1-4	.250	0-0	.000	0-2	.000	1	2	3	2.6	1	1	0	1	0	2	2.9	
TULSA	02/25/18		1	0-1	.000	0-0	.000	0-0	.000	0	0	0	2.5	0	1	0	0	0	0	2.8	
at Tulane	03/01/18		11	2-2	1.000	0-0	.000	0-0	.000	2	1	3	2.5	1	0	0	0	0	4	2.9	
at Wichita State	03/04/18		8	0-0	.000	0-0	.000	0-2	.000	1	2	3	2.5	1	0	1	2	1	0	2.8	
vs SMU	03/09/18		9	3-6	.500	0-0	.000	0-1	.000	1	0	1	2.5	1	0	0	0	0	6	2.9	
vs Memphis	3-10-18		5	0-0	.000	0-0	.000	0-0	.000	0	0	0	2.4	1	0	0	1	0	0	2.8	
vs Houston	3-11-18		6	0-1	.000	0-0	.000	0-0	.000	0	1	1	2.4	0	0	0	1	0	0	2.7	
vs Georgia State	03/16/18		6	0-0	.000	0-0	.000	0-0	.000	1	0	1	2.3	0	1	0	0	0	0	2.6	
Totals			2	340	38-77	.494	0-0	0-0	16-29	.552	32	49	81	2.3	54	8	22	20	12	92	2.6



#34 JARRON CUMBERLAND

GUARD • 6-5 • 205 • JUNIOR • 2L • WILMINGTON, OHIO (WILMINGTON HIGH SCHOOL)

CONFERENCE AWARDS

- » First Team Pre-season (2018-19)
- » All-Rookie Team (2016-17)
- » Co-Sixth Man of the Year (2016-17)
- » Player of the Week (5x: 12/24/18; 1/26/18; 1/30/17; 1/21/19; 1/28/19)
- » Rookie of the Week (3x: 3/6/16; 1/2/17 & 12/19/16)

OTHER HONORS

- » Named one of 10 candidates to the 2019 Jerry West Shooting Guard of the Year Award.
- » Named to the 2019 Lute Olson Mid-Season Watch List
- » 2018 Emerald Coast Classic MVP

MOMENTS

- » Scored a career-high 34 points, making 14 of 16 free throws with four steals against USF (1/15/19).
- » Tallied 27 points on 8-of-17 shooting with four three-pointers and pulled down a career-high 11 rebounds against Georgia State (3/16). It marked the most points scored by a Bearcat in an NCAA Tournament game during the Mick Cronin coaching era.

2018-19 Season (Junior): Scored a team-high 17 points, including nine of UC's 11 points in the final 2:16 to go with a game-high six assists at Memphis (2/7) ... posted a game-high 24 points and nine rebounds and team-best five assists vs. SMU (2/2) ... scored a game-high 25 points with a season-high eight rebounds and three assists while attempting a career-high 17 free throws, making 12 at Temple (1/27) ... tallied a game-high 23 points with a season-high five threes to go with five assists against Tulsa (1/24) ... scored a career-high 34 points on 9-of-20 shooting, going 14 of 15 from the free throw line with four steals against USF (1/15) ... posted a game-best 22 points and made 11 of 12 free throws vs. UConn (1/12) ... registered a game-high 18 points with five rebounds and four assists at ECU (1/5) ... scored a game-high 22 points on 6-of-10 shooting with a trio of threes, seven rebounds and five assists against Tulane (1/2) ... tallied a game-high 25 points with four threes and five rebounds against UCLA (12/19) ... scored 21 points at No. 18 Mississippi State (12/15) ... tallied a game-high 19 points with a trio of threes, four assists and two steals in 37 minutes against Xavier (12/8) ... had 10 points and a game-high six assists in 14 minutes against UAPB (11/27) ... named the Emerald Coast Classic Tournament MVP and AAC Player of the Week after scoring a game-high 25 points against Ole Miss (11/24) in the event's championship game ... matched his career high with 27 points on 11-of-18 shooting with four three-pointers and six assists against Western Michigan (11/19) ... tallied 14 points with five rebounds against Milwaukee (11/16) ... scored a game-high 22 points against Ohio State (11/7) ... tallied 11 points with three steals in 23 minutes during the exhibition game against Tusculum (11/1) ... averaged a team-best 14.0 points and 2.7 steals during Cincinnati's three-game tour of Canada in August 2018.

2017-18 Season (Sophomore): Started all 36 games, averaging 11.5 points, 4.0 rebounds, 2.9 assists, 1.0 steals in 28.9 minutes ... named to The American's Weekly Honor Roll three times (11/20, 1/2, 1/15) ... ranked second on the team, averaging 14.0 points during five postseason games ... registered his first collegiate double-double, scoring a career-high 27 points on 8-of-17 shooting with four three-pointers to go with a career-high 11 rebounds against Georgia State (3/16). It marked the most points scored by a Bearcat in an NCAA Tournament game during the Mick Cronin coaching era (since 2006-07) ... finished the season ranked 24th in the league in scoring (11.5) ... ranked among the league leaders during conference play in assists (12th at 2.9), free throw percentage (15th at .736) and scoring (26th at 11.4) ... tied teammate Jacob Evans III with a team-high 60 three-pointers ... made as many as four three-pointers in six games ... scored 20 points on 6-of-9 shooting with four threes against Western Carolina (11/13) ... tallied 19 points with nine rebounds against Coppin State (11/16) ... scored 18 points with four threes and five assists against Memphis (3/10) in the semifinals of the American Championship ... handed out a season-high eight assists twice (Tulsa [2/25] and SMU [3/9]) ... scored in double figures in 22 games ... made at least one three-pointer in 28 of 36 games, including 15 of 18 conference contests.

2016-17 Season (Freshman): Played in 35 games as a reserve, averaging 8.3 points, 2.4 rebounds, 1.5 assists and 1.0 steals in 19.1 minutes ... named to The American's All-Rookie Team and selected as The American's Co-Sixth Man of the Year with SMU's Ben Emelogo ... named league's player of the week after a pair of strong performances: scoring a season-high 26 points on 8-of-11 shooting with a season-best six three-pointers against USF (1/29) and tallying 15 points, including 13 in the second half, against No. 24 Xavier (1/26) ... named league's rookie of the week three times ... netted 19 points with a trio of threes against Tulane (1/1) ... tallied 17 points on 4-of-6 shooting from the field and 8-of-10 shooting from the foul line against Lipscomb (11/26) ... shot 52.6 percent (22 of 42) from the field while averaging 11.6 points in five postseason games ... scored in double figures in 14 games ... led the team in scoring in six games.

Prior to Cincinnati: Averaged 29.6 points, 7.4 rebounds, 3.6 steals and 3.2 assists while shooting 57.4 percent (303 of 528) from the field as a senior at Wilmington High School ... helped lead the Hurricane to a 27-2 record and the semifinals of the OHSAA Division I playoffs ... finished as the school's all-time leading scorer with 2,383 points ... posted a

SEASON & CAREER STATISTICS

2018-19 SEASON			CAREER
34 vs. USF, 1/15/19	Pts		34 vs. USF, 1/15/19
20 vs. USF, 1/15/19	FG Atts		20 vs. USF, 1/15/19
11 vs. Western Michigan, 11/19/18	FG Made	11 vs. Western Michigan, 11/19/18	
10, 2x (last vs. SMU, 2/2/19)	3PT-FG Atts	11 vs. Georgia State, 3/16/18	
5, 2x (last vs. SMU, 2/2/19)	3PT-FG Made	6 vs. USF, 1/29/17	
17 at Temple, 1/27/19	FT Atts	17 at Temple, 1/27/19	
14 vs. USF, 1/15/19	FT Made	14 vs. USF, 1/15/19	
9 vs. SMU, 2/2/19	Rebs	11 vs. Georgia State, 3/16/18	
7 vs. UConn, 1/12/19	Assts	8, 2x (last vs. SMU, 3/9/18)	
4 vs. USF, 1/15/19	Stls	5 vs. SMU, 3/12/17	
2, 2x (last vs. Ole Miss, 11/24/18)	Blks	3 vs. ECU, 1/20/18	
42 vs. UConn, 1/12/19	Mins	42 vs. UConn, 1/12/19	

MISCELLANEOUS STATISTICS


CATEGORY	2016-17	2017-18	2018-19	CAREER
Double-Figure Scoring Games	14	22	22	58
Double-Figure Rebounding Games	0	1	0	1
Double-Double Games	0	1	0	1
20-Point Scoring Games	1	2	11	14
Games Led UC in Scoring	6	8	15	29
Games Led UC in Rebounding	1	1	4	6
Games Led UC in Assists	2	11	11	24
Games With 3+ Assists	5	19	15	39
Games With 3+ Blocks	0	0	0	0
Games With 3+ Steals	4	2	3	9
Games With 3+ Three-Pointers	5	8	8	21

school-record 52 points against Washington Court House (2/11/16) ... named a finalist for the Ohio Mr. Basketball Award and a McDonald's All-American nominee ... scored a team-high 15 points and was named most valuable player of the 2016 Ohio-Kentucky All-Star game ... averaged 24.5 points, 7.5 rebounds and 3.3 assists as a junior ... averaged 17.8 points, 5.4 rebounds, 2.0 assists and 1.8 steals during AAU action with King James (Ohio) during the 2015 summer, later earning Third Team All-Peach Jam honors during Nike EYBL action ... earned First Team Associate Press Division I All-Ohio honors as a junior and senior ... ranked at No. 55 on ESPN's Top 100 prospects list ... tabbed as a four-star prospect by Rivals.com, Scout.com and 247 Sports.

Personal: Born Sept. 22, 1997 in Wilmington, Ohio ... son of Cheryl and Scott Cumberland ... has two sisters, Ebony and Chasity ... right-handed ... first name pronounced JAIR-in.

CAREER STATISTICS

			Total		3-Point		F-Throws		Rebounds											Scoring	
Season	gp-gs	min/avg	fg-fga	pct	fg-fga	pct	ft-fa	pct	off	def	tot	avg	pf	fo	ast	to	blk	stl	pts	avg	
2016-17	35-0	669/19.1	99-201	.493	38-107	.355	56-87	.644	36	48	84	2.4	63	0	52	35	9	34	292	8.3	
2017-18	36-36	1041/28.9	138-337	.409	60-177	.339	78-115	.678	45	98	143	4.0	76	1	103	64	13	37	414	11.5	
2018-19	23-23	721/31.3	134-314	.427	57-136	.419	103-135	.763	23	71	94	4.1	50	1	82	60	9	29	428	18.6	
TOTAL	94-59	2431/25.9	371-852	.435	155-420	.369	237-337	.703	104	217	321	3.4	189	2	237	159	31	100	1134	12.1	



#34 JARRON CUMBERLAND

GUARD • 6-5 • 205 • JUNIOR • 2L • WILMINGTON, OHIO (WILMINGTON HIGH SCHOOL)

GAME-BY-GAME STATISTICS

2018-19 (JUNIOR SEASON)

Opponent	Date	gs	min	Total		3-Pointers		Free throws		Rebounds			pf	a	t/o	blk	stl	pts	avg		
				fg-fga	pct	3fg-fga	pct	ft-fa	pct	off	def	tot								avg	
OHIO ST.	11/07/18	*	23	7-17	.412	3-7	.429	5-7	.714	0	2	2	2.0	2	2	4	0	1	22	22.0	
N.C. CENTRAL	11/13/18	*	24	4-9	.444	2-5	.400	0-1	.000	0	2	2	2.0	1	3	3	1	2	10	16.0	
MILWAUKEE	11/16/18	*	26	5-13	.385	2-6	.333	2-2	1.000	1	4	5	3.0	3	1	3	0	0	14	15.3	
WESTERN MICH.	11/19/18	*	32	11-19	.579	4-7	.571	1-1	1.000	0	0	0	2.3	2	6	2	0	2	27	18.3	
vs George Mason	11/23/18	*	31	2-11	.182	1-2	.500	6-8	.750	0	6	6	3.0	1	1	3	2	3	11	16.8	
vs Ole Miss	11/24/18	*	33	5-17	.294	2-8	.250	13-14	.929	1	2	3	3.0	1	2	0	2	0	25	18.2	
ARK-PINE BLUFF	11/27/18	*	14	4-6	.667	2-3	.667	0-0	.000	0	2	2	2.9	0	6	2	0	1	10	17.0	
at UNLV	12/01/18	*	25	1-5	.200	1-2	.500	0-0	.000	0	2	2	2.8	5	2	1	0	2	3	15.3	
NORTHERN KY.	12/04/18	*	30	4-9	.444	2-4	.500	2-4	.500	0	1	1	2.6	1	5	3	0	0	12	14.9	
XAVIER	12/08/18	*	36	7-15	.467	3-6	.500	2-3	.667	2	2	4	2.7	3	4	1	1	2	19	15.3	
at Mississippi State	12/15/18	*	37	7-16	.438	2-5	.400	5-5	1.000	2	2	4	2.8	2	0	5	0	2	21	15.8	
UCLA	12/19/18	*	27	9-17	.529	4-5	.800	3-4	.750	3	2	5	3.0	3	2	2	0	2	25	16.6	
SOUTH CAROLINA ST.	12/22/18	*	25	4-8	.500	4-8	.500	0-0	.000	0	2	2	2.9	2	4	3	1	3	12	16.2	
TULANE	01/02/19	*	31	6-10	.600	3-5	.600	7-8	.875	1	6	7	3.2	2	5	0	1	0	22	16.6	
at ECU	01/05/19	*	33	7-15	.467	2-6	.333	2-3	.667	3	2	5	3.3	3	4	3	0	0	18	16.7	
at Tulsa	01/10/19	*	35	5-16	.313	2-8	.250	2-3	.667	0	2	2	3.3	4	4	4	0	0	14	16.6	
UCONN	01/12/19	*	42	5-14	.357	1-4	.250	11-12	.917	1	5	6	3.4	2	7	2	0	2	22	16.9	
SOUTH FLA.	01/15/19	*	39	9-20	.450	2-7	.286	14-16	.875	0	2	2	3.3	2	3	4	0	4	34	17.8	
at Wichita St.	01/19/19	*	38	5-17	.294	2-5	.400	6-10	.600	1	6	7	3.5	2	2	3	0	1	18	17.8	
TULSA	01/24/19	*	33	8-14	.571	5-10	.500	2-5	.400	2	2	4	3.6	2	5	2	0	0	23	18.1	
at Temple	01/27/19	*	38	6-17	.353	1-7	.143	12-17	.706	2	6	8	3.8	3	3	2	0	1	25	18.4	
SMU	02/02/19	*	34	9-18	.500	5-10	.500	1-2	.500	2	7	9	4.0	2	5	5	0	0	24	18.7	
at Memphis	02/07/19	*	35	4-11	.364	2-6	.333	7-10	.700	2	4	6	4.1	2	6	3	1	1	17	18.6	
Totals			23	721	134-314	.427	57-136	.419	103-135	.763	23	71	94	4.1	50	82	60	9	29	428	18.6

2016-17 (FRESHMAN SEASON)

Opponent	Date	gs	min	Total		3-Pointers		Free throws		Rebounds			pf	a	t/o	blk	stl	pts	avg	
				fg-fga	pct	3fg-fga	pct	ft-fa	pct	off	def	tot								
BROWN	11/11/16	13	1-3	333	0-2	.000	1-3	.333	0	0	0	0.0	1	2	0	1	2	3	3.0	
ALBANY	11/14/16	19	4-6	667	2-4	.500	1-1	1.000	1	1	2	1.0	1	1	0	0	0	11	7.0	
vs Rhode Island	11/19/16	15	0-1	.000	0-1	.000	0-1	.000	2	0	2	1.3	3	1	0	0	0	0	4.7	
vs Penn State	11/20/16	12	1-3	.333	0-2	.000	0-1	.000	0	1	1	1.3	0	3	0	0	1	2	4.0	
SAMFORD	11/23/16	8	0-1	.000	0-1	.000	0-0	.000	0	1	1	2	1.4	0	1	0	0	0	3.2	
LIPSCOMB	11/26/16	22	4-6	667	1-3	.333	8-10	.800	0	1	1	1.3	1	1	2	1	3	17	5.5	
at Iowa State	12-01-16	7	0-2	.000	0-1	.000	0-0	.000	0	0	0	0.0	1	1	0	0	0	0	4.7	
BOWLING GREEN	12/04/16	18	1-7	.143	0-2	.000	0-0	.000	3	3	6	1.8	2	3	1	1	1	2	4.4	
at Butler	12/10/16	9	1-3	.333	0-1	.000	2-2	1.000	1	0	1	1.7	3	1	1	0	1	4	4.3	
TEXAS SOUTHERN	12/13/16	24	7-9	.778	4-4	1.000	0-0	.000	3	3	6	2.1	1	1	0	1	1	18	5.7	
FAIRLEIGH DICKINSON	12/17/16	20	4-8	.500	3-6	.500	0-0	.000	1	3	4	2.3	3	5	0	0	1	11	6.2	
MARSHALL	12/22/16	7	0-2	.000	0-2	.000	2-2	1.000	0	0	0	2.1	1	0	1	0	0	2	5.8	
at Temple	12/28/16	19	2-6	.333	2-4	.500	0-1	.000	3	2	5	2.3	2	2	3	0	0	6	5.8	
TULANE	01/01/17	26	6-8	.750	3-3	1.000	4-6	.667	1	3	4	2.4	4	1	3	1	2	19	6.8	
at Houston	1/7/17	16	1-3	.333	0-2	.000	0-0	.000	0	2	2	2.4	2	1	2	0	0	2	6.5	
SMU	01/12/17	11	1-3	.333	1-3	.333	3-4	.750	0	2	2	2.4	1	1	1	0	0	6	6.4	
at East Carolina	01/15/17	21	1-7	.143	0-4	.000	2-3	.667	2	2	4	2.5	2	1	0	0	1	4	6.3	
TEMPLE	01/18/17	23	1-4	.250	1-2	.500	2-2	1.000	0	2	2	2.4	3	1	0	0	1	5	6.2	
at Tulane	01/21/17	16	2-2	1.000	0-0	.000	0-0	.000	0	1	1	2.4	1	2	3	0	0	4	6.1	
XAVIER	01/26/17	21	5-9	.556	2-5	.400	3-8	.375	1	3	4	2.5	3	1	1	0	0	15	6.6	
USF	01/29/17	20	8-11	.727	6-9	.667	4-7	.571	0	3	3	2.5	0	3	0	1	4	26	7.5	
at Tulsa	02/01/17	20	1-3	.333	0-2	.000	2-5	.400	0	0	0	2.4	4	1	1	0	2	4	7.3	
UCONN	02/04/17	21	5-9	.556	3-7	.429	2-2	1.000	0	2	2	2.3	2	1	1	0	4	15	7.7	
UCF	02/08/17	19	1-4	.250	0-2	.000	1-1	1.000	0	0	0	2.3	0	4	0	0	1	3	7.5	
at SMU	02/12/17	7	1-2	.500	1-2	.500	0-0	.000	1	0	1	2.2	2	0	0	0	1	0	3	7.3
at USF	02/15/17	31	3-6	.500	1-3	.333	0-1	.000	2	2	4	2.3	2	2	1	0	1	7	7.3	
MEMPHIS	02/23/17	22	3-7	.429	1-4	.250	2-2	1.000	1	1	2	2.3	1	4	1	1	0	9	7.3	
at UCF	2/26/17	28	3-8	.375	0-4	.000	5-8	.625	3	0	3	2.3	1	5	2	0	0	11	7.5	
HOUSTON	03/02/17	21	4-7	.571	2-5	.400	0-0	.000	1	2	3	2.3	4	0	4	0	1	10	7.6	
at UConn	3/5/17	25	6-9	.667	0-2	.000	3-3	1.000	2	1	3	2.3	1	1	1	0	1	15	7.8	
vs Tulsa	3/10/17	27	4-6	.667	1-2	.500	0-2	.000	1	2	3	2.4	2	0	3	0	0	9	7.8	
at UConn	3/11/17	27	3-5	.600	1-3	.333	4-6	.667	1	1	2	2.3	2	1	1	0	2	11	7.9	
vs SMU	3/12/17	31	4-13	.308	1-5	.200	5-6	.833	3	1	4	2.4	1	0	1	0	5	14	8.1	
vs Kansas State	03/17/17	23	4-5	.800	1-1	1.000	0-0	.000	1	2	3	2.4	3	0	0	0	0	9	8.1	
vs UCLA	03/19/17	20	7-13	.538	1-4	.250	0-0	.000	1	1	2	2.4	3	1	1	0	0	15	8.3	
Totals		0	669	99-201	.493	38-107	.355	56-87	.644	36	48	84	2.4	63	52	35	9	34	292	8.3

2017-18 (SOPHOMORE SEASON)

Opponent	Date	gs	min	Total		3-Pointers		Free throws		Rebounds			pf	a	t/o	blk	stl	pts	avg
				fg-fga	pct	3fg-fga	pct	ft-fa	pct	off	def	tot							
SAVANNAH STATE	11/10/17	*	24	4-11	.364	1-5	.200	1-2	.500	4	3	7	7.0	0	5	0	0	1	10.0
WESTERN CAROLINA	11/13/17	*	23	6-9	.667	4-6	.667	4-4	1.000	0	2	2	4.5	1	2	3	0	0	20.150
COPPIN STATE	11/16/17	*	25	7-14	.500	4-10	.400	1-4	.250	1	8	9	6.0	0	3	0	1	0	19.163
vs Buffalo	11/20/17	*	33	5-11	.455	0-1	.000	4-7	.571	3	3	6	6.0	4	2	7	1	1	14.158
vs Richmond	11/21/17	*	18	2-7	.286	2-5	.400	0-0	.000	2	3	5	5.8	0	0	1	1	2	6.138
vs Wyoming	11/22/17	*	25	2-6	.333	1-2	.500	1-2	.500	0	2	2	5.2	2	1	0	1	1	6.125
ALABAMA STATE	11/27/17	*	23	1-5	.200	0-3	.000	0-0	.000	0	0	0	4.4	1	4	2	0	0	2.110
at Xavier	12/02/17	*	26	5-12	.417	2-5	.400	3-4	.750	0	0	0	3.9	4	0	2	1	1	15.115
vs Florida	12/09/17	*	29	4-12	.333	2-6	.333	0-1	.000	1	1	2	3.7	4	2	2	2	2	10.113
MISSISSIPPI ST.	12/12/17	*	30	1-8	.125	1-4	.250	4-6	.667	1	4	5	3.8	0	3	2	1	0	7.109
at UCLA	12/16/17	*	31	4-8	.500	2-3	.667	0-5	.000	0	4	4	3.8	3	5	1	0	1	10.108
UA-PINE BLUFF	12/19/17	*	14	2-4	.500	0-2	.000	0-0	.000	0	3	3	3.8	1	1	3	0	1	4.103
CLEVELAND STATE	12/21/17	*	29	5-14	.357	2-6	.333	4-4	1.000	2	2	4	3.8	3	4	2	0	3	16.107
MEMPHIS	12/31/17	*	29	6-9	.667	2-3	.667	1-1	1.000	2	6	8	4.1	2	4	1	1	2	15.110
at Temple	01/04/18	*	36	0-6	.000	0-4	.000	0-2	.000	0	6	6	4.2	2	1	3	0	0	0.103
SMU	01/07/18	*	33	4-13	.308	2-8	.250	4-4	1.000	0	4	4	4.2	1	4	4	0	2	14.105
at USF	1/13/18	*	21	7-11	.636	4-7	.571	0-0	.000	0	3	3	4.1	4	1	0	0	0	18.109
at UCF	1/16/18	*	34	1-4	.250	1-3	.333	2-4	.500	1	1	2	4.0	1	4	3	0	1	5.106
ECU	01/20/18	*	28	4-9	.444	1-4	.250	5-6	.833	2	2	4	4.0	3	2	1	0	3	14.108
TEMPLE	01/24/18	*	25	5-13	.385	1-6	.167	2-2	1.000	1	0	1	3.9	1	0	0	1	0	13.109
at Memphis	01/27/18	*	36	3-7	.429	1-3	.333	0-0	.000	2	3	5	3.9	4	2	2	0	1	7.107
HOUSTON	01/31/18	*	31	4-10	.400	0-2	.000	7-10	.700	2	2	4	3.9	3	4	4	1	1	15.109
at UCONN	2/3/18	*	29	2-8	.250	2-8	.250	2-5	.400	0	4	4	3.9	2	1	1	0	0	8.108
UCF	02/06/18	*	26	3-6	.500	2-3	.667	1-2	.500	1	5	6	4.0	3	4	1	0	0	9.107
at Wichita State	2/11/18	*	25	4-7	.571	1-4	.250	3-4	.750	1	2	3	4.0	1	4	0	0	2	12.107
vs Houston	2/15/18	*	37	3-9	.333	2-6	.333	6-7	.857	3	1	4	4.0	2	1	1	0	0	14.109
WICHITA STATE	02/18/18	*	34	7-17	.412	3-10	.300	1-1	1.000	0	2	2	3.9	3	3	0	2	18.111	
UCONN	02/22/18	*	30	3-10	.300	1-7	.143	0-0	.000	0	4	4	3.9	2	3	0	1	1	7.110
TULSA	02/25/18	*	34	6-10	.600	4-7	.571	1-1	1.000	1	4	5	3.9	1	8	3	0	2	17.112
at Tulane	03/01/18	*	22	2-5	.400	0-2	.000	4-4	1.000	0	1	1	3.8	2	5	3	0	1	8.111
at Wichita State	03/04/18	*	37	5-10	.500	1-3	.333	0-0	.000	1	2	3	3.8	2	1	0	1	1	11.111
vs SMU	03/09/18	*	34	0-4	.000	0-2	.000	0-1	.000	2	3	5	3.8	1	8	1	1	0	0.108
vs Memphis	3-10-18	*	32	5-9	.556	4-6	.667	4-8	.500	1	2	3	3.8	4	5	1	0	0	18.110
vs Houston	3-11-18	*	31	3-5	.600	0-1	.000	2-2	1.000	0	1	1	3.7	4	1	4	0	0	8.109
vs Georgia State	03/16/18	*	40	8-17	.471	4-11	.364	7-8	.875	8	3	11	3.9	1	2	1	0	2	27.113
vs Nevada	03/18/18	*	27	5-17	.294	3-9	.333	4-4	1.000	3	2	5	4.0	5	3	0	0	1	17.115
Totals		36	1041	138-337	.409	60-177	.339	78-115	.678	45	98	143	4.0	76	103	64	13	414	15.1

NON-RETURNING PLAYER CAREER STATISTICS

14

JACKSON BART

GUARD • 6-5 • 215 • 2L • OKLAHOMA CITY, OKLA. (ORAL ROBERTS)

	TOTAL				3-PTERS				REBOUNDS							
YEAR	GP-GS	MIN-AVG	FG-FGA	PCT	FG-FGA	PCT	FT-FTA	PCT	OFF-DEF-TOT	AVG	PF-FO	AST	TO	BLK	STL	PTS-AVG
2016-17	8-0	11-1.4	0-2	.000	0-2	.000	0-0	.000	0-0-0	0.0	2-0	0	0	0	0	0-0.0
2017-18	12-0	15-1.3	2-6	.333	2-5	.400	0-0	.000	1-1-2	0.2	0-0	0	0	0	0	6-0.5
TOTAL	20-0	26-1.3	2-8	.250	2-7	.286	0-0	.000	1-1-2	0.1	2-0	0	0	0	0	6-0.3

CAREER RECAP: Played in 20 games during his two-year career as a Bearcats walk-on ... scored his first collegiate points on a three-pointer against Richmond (11/21/17) in the semifinals of the Cayman Islands Classic ... connected a three-pointer against Alabama State (11/27/17) ... named an AAC All-Academic Team selection for 2017-18 ... named to the Bearcats Academic Honor Roll and Dean's List during the 2017 fall semester and 2018 spring semester.

11

GARY CLARK

FORWARD • 6-8 • 230 • 4L • CLAYTON, N.C. (CLAYTON HS)

	TOTAL				3-PTERS		REBOUNDS									
YEAR	GP-GS	MIN-AVG	FG-FGA	PCT	FG-FGA	PCT	FT-FTA	PCT	OFF-DEF-TOT	AVG	PF-FO	AST	TO	BLK	STL	PTS-AVG
2014-15	34-34	945-27.8	110-210	.524	0-5	.000	45-72	.625	94-152-246	7.2	54-0	57	38	45	35	265-7.8
2015-16	33-32	1002-30.4	126-243	.519	13-25	.520	79-115	.687	113-177-290	8.8	76-0	70	42	49	41	344-10.4
2016-17	36-35	1031-28.6	146-276	.529	14-49	.286	83-119	.697	108-175-283	7.9	67-0	76	41	42	36	389-10.8
2017-18	36-36	1025-28.5	160-304	.526	27-62	.435	117-158	.741	107-206-313	8.7	75-0	76	36	44	51	464-12.9
TOTAL	139-137	4003-28.8	542-1033	.525	54-141	.383	324-464	.698	422-710-1132	8.1	272-0	279	157	180	163	1462-10.5

CAREER RECAP: Finished career as one of three players in school history with more than 1,400 points and 1,100 rebounds along with National Basketball Hall of Famers Oscar Robertson (2,973 points/1,338 rebounds) and Jack Twyman (1,598 points/1,242 rebounds) ... started a school-record 137 games ... finished second at Cincinnati in victories (106) and consecutive games played (139); third in rebounds (1,132); fifth in blocks (180) and 16th in points (1,462) ... registered a Mick Cronin coaching era (since 2006-07) record 32 double-doubles ... finished career as one of only two players in school history to lead his team in rebounding for four seasons (Yancy Gates from 2009-12) ... helped the Bearcats record 30 or more wins in back-to-back seasons (2017, 2018) for the first time in program history ... helped the 2017-18 Bearcats tie the school record for wins in a season with 31 ... tabbed an Associated Press Honorable Mention All-American in 2017-18 ... signed a two-way contract with the Houston Rockets. He later signed a three-year deal with the organization on Dec. 6, 2018.

1

JACOB EVANS III

GUARD/FORWARD • 6-6 • 210 • 3L • BATON ROUGE, LA. (ST. MICHAEL THE ARCHANGEL HS)

	TOTAL				3-PTERS		REBOUNDS									
YEAR	GP-GS	MIN-AVG	FG-FGA	PCT	FG-FGA	PCT	FT-FTA	PCT	OFF-DEF-TOT	AVG	PF-FO	AST	TO	BLK	STL	PTS-AVG
2015-16	33-8	806-24.4	94-253	.372	45-135	.333	45-56	.804	36-99-135	4.1	61-2	54	25	27	27	278-8.4
2016-17	36-36	1138-31.6	168-355	.473	69-165	.418	82-112	.732	53-97-150	4.2	76-0	96	44	30	46	487-13.5
2017-18	36-36	1107-30.8	161-377	.427	60-162	.370	86-114	.754	50-120-170	4.7	72-1	113	63	35	47	468-13.0
TOTAL	105-80	3051-29.1	423-985	.429	174-462	.377	213-282	.755	139-316-455	4.3	209-3	263	132	92	120	1233-11.7

CAREER RECAP: Helped guide the Bearcats to an 83-22 record during his three seasons at Cincinnati, with three appearances in the NCAA Tournament and the 2017-18 American Athletic Conference regular-season and tournament championships ... ranked 31st on Cincinnati's all-time scoring list with 1,233 career points ... his .377 career three-point shooting percentage ranks fifth in school history ... earned first team all-conference accolades in 2017-18 ... selected as the 28th pick in the first round of the 2018 NBA draft by the Golden State Warriors.

24

KYLE WASHINGTON

FORWARD • 6-9 • 230 • 2L • CHAMPLIN, MINN. (NC STATE)

	TOTAL				3-PTERS		REBOUNDS									
YEAR	GP-GS	MIN-AVG	FG-FGA	PCT	FG-FGA	PCT	FT-FTA	PCT	OFF-DEF-TOT	AVG	PF-FO	AST	TO	BLK	STL	PTS-AVG
2013-14*	36-25	718-19.9	73-168	.435	0-2	.000	27-48	.563	29-110-139	3.9	77-1	16	35	21	6	173-4.8
2014-15*	34-18	604-17.8	98-210	.467	7-13	.538	28-39	.718	40-99-139	4.1	71-0	15	32	37	7	231-6.8
2016-17	36-35	889-24.7	184-361	.510	15-42	.357	81-114	.711	78-165-243	6.8	91-2	31	53	42	13	464-12.9
2017-18	36-34	838-23.3	165-327	.505	20-56	.357	57-77	.740	60-137-197	5.5	65-0	14	45	50	9	407-11.3
CIN - TOTAL	72-69	1727-24.0	349-688	.507	35-98	.357	138-191	.723	138-302-440	6.1	156-2	45	98	92	22	871-12.1
ALL*	142-112	3049-21.5	520-1066	.488	42-113	.372	193-278	.694	207-511-718	5.1	304-3	76	165	150	35	1275-9.0

* - Statistics from NC State

CAREER RECAP: During two campaigns with Cincinnati, helped the Bearcats record 30 or more wins in back-to-back seasons for the first time in program history ... helped the 2017-18 Bearcats tie the school record for wins in a season with 31 ... scored 1,275 collegiate points (871 with Cincinnati [2017, 2018] and 404 points with NC State [2014, 2015]) ... recorded 10 double-doubles at Cincinnati, tied with Octavius Ellis (2015-16) for third most during the Mick Cronin coaching era (since 2006-07) ... earned honorable mention all-conference accolades in 2017-18 and was named a second team all-league performer in 2016-17.

2018-19 BOX SCORES

GAME 1 • NOV. 7, 2018 OHIO STATE (64) AT RV/RV CINCINNATI (56) FIFTH THIRD ARENA (CINCINNATI, OHIO)

Ohio St. 64 • 1-0

#	Player	Total		3-Ptr		Rebounds			PF	TP	A	TO	Blk	Stl	Min
		FG-FGA	FG-FGA	FT-FTA	Off Def Tot										
24	Andre Wesson	f	2-3	2-2	0-0	0	2	2	4	6	0	2	0	0	17
25	Kyle Young	f	2-2	0-0	6-7	3	5	8	0	10	0	1	0	0	35
34	Kaleb Wesson	f	5-9	1-3	4-6	2	5	7	3	15	0	4	2	1	27
01	Luther Muhammad	g	4-10	2-3	1-2	0	2	2	4	11	1	2	1	0	29
03	C.J. Jackson	g	3-10	2-7	5-6	0	0	0	1	13	1	2	0	0	33
02	Musa Jallow		1-3	0-0	0-0	1	1	2	3	2	0	0	2	0	11
04	Duane Washington Jr.		1-3	1-2	0-0	0	4	4	3	3	0	0	0	0	20
32	Keyshawn Woods		2-7	0-3	0-1	0	2	2	4	4	5	2	0	1	27
Team						2	4	6							
Totals			20-47	8-20	16-22	8	25	33	22	64	7	13	5	2	199

FG % 1st Half: 9-27 33.3% 2nd half: 11-20 55.0% Game: 20-47 42.6% Deadball Rebounds 3,1
3FG % 1st Half: 3-11 27.3% 2nd half: 5-9 55.6% Game: 8-20 40.0%
FT % 1st Half: 6-6 100.0 2nd half: 10-16 62.5% Game: 16-22 72.7%

Cincinnati 56 • 0-1

#	Player	Total		3-Ptr		Rebounds			PF	TP	A	TO	Blk	Stl	Min
		FG-FGA	FG-FGA	FT-FTA	Off Def Tot										
13	SCOTT, Tre	f	2-5	1-3	3-4	2	4	6	2	8	2	2	2	0	29
33	BROOKS, Nysier	c	3-6	0-0	1-2	4	2	6	5	7	0	1	2	0	24
03	JENIFER, Justin	g	2-8	1-4	0-0	0	2	2	2	5	5	1	0	1	27
15	BROOME, Cane	g	1-10	1-4	2-2	2	0	2	1	5	2	0	0	0	28
34	CUMBERLAND, Jarron	g	7-17	3-7	5-7	0	2	2	2	22	2	4	0	1	23
00	JOHNSON, Logan		0-2	0-1	2-2	0	0	0	2	2	0	0	2	0	10
02	WILLIAMS, Keith		1-6	0-2	2-2	1	2	3	1	4	0	1	1	1	13
05	MOORE, Trevor		1-5	0-3	0-0	0	2	2	1	2	0	0	0	1	18
10	FREDERICKS, Rashawn		0-2	0-2	1-2	1	1	2	1	1	0	0	0	0	14
22	NSOSEME, Eliel		0-1	0-0	0-0	2	4	6	2	0	1	1	0	0	14
Team						7	1	8							
Totals			17-62	6-26	16-21	19	20	39	19	56	12	10	7	4	200

FG % 1st Half: 4-29 13.8% 2nd half: 13-33 39.4% Game: 17-62 27.4% Deadball Rebounds 5,2
3FG % 1st Half: 2-12 16.7% 2nd half: 4-14 28.6% Game: 6-26 23.1%
FT % 1st Half: 8-10 80.0% 2nd half: 8-11 72.7% Game: 16-21 76.2%

Officials: Terry Oglesby, Keith Kimble, Bill Ek
Technical fouls: Ohio St.-Luther Muhammad; TEAM. Cincinnati-None.
Attendance: 12012

Score by periods	1st	2nd	Total
Ohio St.	27	37	64
Cincinnati	18	38	56

Points	In Paint	Off T/O	2nd Chance	Fast Break	Bench
OSU	18	8	14	5	9
CIN	18	12	9	8	9

Last FG - OSU 2nd-00:29, CIN 2nd-01:00.
Largest lead - OSU by 16 2nd-15:26, CIN by 3 1st-18:59.

Score tied - 0 times.
Lead changed - 1 time.

GAME 3 • NOV. 16, 2018 MILWAUKEE (63) AT --/RV CINCINNATI (74) FIFTH THIRD ARENA (CINCINNATI, OHIO)

Milwaukee 63 • 0-4

#	Player	Total		3-Ptr		Rebounds			PF	TP	A	TO	Blk	Stl	Min
		FG-FGA	FG-FGA	FT-FTA	Off Def Tot										
12	Amir Allen	f	3-4	0-0	0-2	1	3	4	1	6	1	0	0	0	18
02	Bobby Arthur-William	g	0-5	0-1	2-2	1	1	2	2	2	1	0	0	0	24
05	Carson Warren-Newso	g	6-10	4-4	2-3	1	5	6	4	18	7	4	0	0	33
13	Jake Wright	g	1-6	1-6	0-0	0	2	2	2	3	0	0	0	0	26
20	Darius Roy	g	6-13	1-4	0-0	0	4	4	3	13	1	4	0	2	39
00	Bryce Barnes		1-1	0-0	0-0	0	1	1	0	2	0	1	0	0	5
01	DeAndre Abram		4-11	2-6	0-0	2	1	3	2	10	0	2	0	0	29
04	Will Sessoms		1-1	0-0	0-0	0	0	0	3	2	0	0	0	0	5
11	Vance Johnson		3-4	1-1	0-0	0	1	1	2	7	1	0	0	0	19
25	Jamar Madge		0-0	0-0	0-0	0	0	0	0	0	0	0	0	0	0+
34	Tyler Behrendt		0-1	0-1	0-0	0	0	0	0	0	0	0	0	0	0+
54	Elijah Goodman		0-0	0-0	0-0	0	0	0	0	0	0	0	0	0	0+
Team						2	0	2							
Totals			25-56	9-23	4-7	7	18	25	19	63	11	11	0	2	198

FG % 1st Half: 14-27 51.9% 2nd half: 11-29 37.9% Game: 25-56 44.6% Deadball Rebounds 1
3FG % 1st Half: 5-10 50.0% 2nd half: 4-13 30.8% Game: 9-23 39.1%
FT % 1st Half: 0-0 0.0% 2nd half: 4-7 57.1% Game: 4-7 57.1%

Cincinnati 74 • 2-1

#	Player	Total		3-Ptr		Rebounds			PF	TP	A	TO	Blk	Stl	Min
		FG-FGA	FG-FGA	FT-FTA	Off Def Tot										
13	SCOTT, Tre	f	6-13	1-3	2-4	2	8	10	1	15	2	1	0	2	38
33	BROOKS, Nysier	c	5-5	0-0	2-5	4	6	10	0	12	0	1	2	0	29
02	WILLIAMS, Keith	g	3-7	0-2	6-8	1	1	2	1	12	1	2	0	1	23
15	BROOME, Cane	g	8-12	1-4	0-0	0	1	1	0	17	4	1	0	3	36
34	CUMBERLAND, Jarron	g	5-13	2-6	2-2	1	4	5	3	14	1	3	0	0	26
00	JOHNSON, Logan		2-2	0-0	0-0	1	1	2	1	4	6	0	0	1	21
05	MOORE, Trevor		0-1	0-1	0-0	0	0	0	0	0	1	0	0	0	10
10	FREDERICKS, Rashawn		0-4	0-3	0-0	1	1	2	0	0	1	0	1	0	8
22	NSOSEME, Eliel		0-1	0-0	0-1	2	2	4	1	0	0	0	0	0	9
Team						0	1	1							
Totals			29-58	4-19	12-20	12	25	37	7	74	16	8	3	7	200

FG % 1st Half: 14-30 46.7% 2nd half: 15-28 53.6% Game: 29-58 50.0% Deadball Rebounds 7,1
3FG % 1st Half: 2-10 20.0% 2nd half: 2-9 22.2% Game: 4-19 21.1%
FT % 1st Half: 3-10 30.0% 2nd half: 9-10 90.0% Game: 12-20 60.0%

Officials: Bill Jacobson,Todd Austin,Doug Simmons
Technical fouls: Milwaukee-None. Cincinnati-None.
Attendance: 10163

Score by periods	1st	2nd	Total
Milwaukee	33	30	63
Cincinnati	33	41	74

Points	In Paint	Off T/O	2nd Chance	Fast Break	Bench
MKE	24	10	7	10	21
CIN	32	13	17	19	4

Last FG - MKE 2nd-00:48, CIN 2nd-02:16.
Largest lead - MKE by 9 1st-14:44, CIN by 11 2nd-03:53.

Score tied - 5 times.
Lead changed - 5 times.

GAME 2 • NOV. 13, 2018 NORTH CAROLINA CENTRAL (51) AT --/RV CINCINNATI (73) FIFTH THIRD ARENA (CINCINNATI, OHIO)

N.C. Central 51 • 0-2

#	Player	Total		3-Ptr		Rebounds			PF	TP	A	TO	Blk	Stl	Min
		FG-FGA	FG-FGA	FT-FTA	Off Def Tot										
01	Zacary Douglas	f	3-4	0-0	1-2	1	5	6	3	7	1	2	0	1	38
32	Raasean Davis	c	3-8	0-0	2-4	6	6	12	5	8	0	4	0	0	35
00	Larry McKnight Jr.	g	1-6	1-3	0-0	1	1	2	0	3	0	0	0	1	18
04	Jordan Perkins	g	0-5	0-0	0-0	0	0	0	2	0	6	2	0	1	30
11	Randy Miller Jr.	g	7-13	5-8	2-2	0	0	0	4	21	1	2	0	0	30
03	Roderick Taylor		0-1	0-0	0-0	0	0	0	1	0	0	0	0	0	5
05	Reggie Gardner Jr.		3-7	2-4	0-0	0	2	2	2	8	4	2	1	0	20
10	Rashann London		0-2	0-1	4-4	0	0	0	1	4	0	2	0	0	18
20	Julian Walters		0-1	0-1	0-0	0	1	1	0	0	0	0	0	0	4
55	John Guerra		0-0	0-0	0-0	0	0	0	0	0	0	0	0	0	1
Team						2	1	3							
Totals			17-47	8-17	9-12	10	16	26	18	51	12	15	1	4	199

FG % 1st Half: 7-26 26.9% 2nd half: 10-21 47.6% Game: 17-47 36.2% Deadball Rebounds 2,1
3FG % 1st Half: 3-8 37.5% 2nd half: 5-9 55.6% Game: 8-17 47.1%
FT % 1st Half: 2-4 50.0% 2nd half: 7-8 87.5% Game: 9-12 75.0%

Cincinnati 73 • 1-1

#	Player		Total			3-Ptr			Rebounds			PF	TP	A	TO	Blk	Stl	Min
			FG	FGA	FG-FGA	FT	FTA	Off	Def	Tot								
13	SCOTT, Tre	f	6-6	0-0	0-0	1	2	3	0	12	2	1	1	1	29			
33	BROOKS, Nysier	c	2-4	0-0	1-2	0	7	7	2	5	1	0	2	0	23			
02	WILLIAMS, Keith	g	7-12	1-2	0-1	3	1	4	2	15	3	1	3	2	26			
03	JENIFER, Justin	g	4-5	2-3	0-0	0	0	0	1	10	6	0	0	2	22			
34	CUMBERLAND, Jarron	g	4-9	2-5	0-1	0	2	2	1	10	3	3	1	2	24			
00	JOHNSON, Logan		3-6	0-1	2-2	2	2	4	0	8	2	2	0	0	18			
05	MOORE, Trevor		1-3	0-1	1-1	0	0	0	2	3	1	0	0	0	16			
10	FREDERICKS, Rashawn		1-1	0-0	1-2	0	0	0	1	3	1	1	0	0	11			
15	BROOME, Cane		0-3	0-2	0-0	0	0	0	2	0	0	2	0	0	14			
20	DIARRA, Mamoudou		1-1	0-0	0-0	0	2	2	1	2	0	0	0	0	4			
22	NSOSEME, Eliel		2-3	0-0	1-3	0	4	4	1	5	0	1	1	1	13			
	Team					4	1	5										
			34	5	4	6	13	13	26	13	10	0	0	0	200			

2018-19 BOX SCORES

GAME 5 • NOV. 23, 2018 • EMERALD COAST CLASSIC SEMIFINALS GEORGE MASON (55) VS CINCINNATI (71) THE ARENA (NICEVILLE, FLA.)

George Mason 55 • 2-4

#	Player	Total		3-Ptr		Rebounds			PF	TP	A	TO	Blk	Stl	Min
		FG-FGA	FG-FGA	FT-FTA	Off Def Tot	PF	TP	A TO Blk Stl							
00	Mar,G.	* 1-2	1-2	0-0	0 0 1	3	3	0 3 0 0	0	0	0	0	0	0	15
02	Livingston,O.	* 4-9	1-4	0-1	0 0 0	4	9	5 3 0 0	4	29					
05	Grayer,J.	* 3-8	2-6	0-0	2 0 2	1	8	1 1 1 0	0	27					
23	Greene,J.	* 4-8	1-5	2-2	0 1 1	5	11	1 1 0 1	0	19					
31	Reuter,J.	* 2-8	0-1	2-6	0 0 0	0	6	0 1 1 0	0	22					
01	Kier,J.	3-6	0-1	0-2	0 3 3	3	6	4 4 0 3	3	34					
10	Hartwell,J.	1-2	1-1	0-0	0 1 1	0	3	0 0 0 0	0	11					
12	Wilson,A.	1-3	0-1	0-0	1 3 4	1	2	0 0 1 0	0	13					
32	Boyd,I.	2-3	1-2	0-0	0 1 1	1	5	0 0 0 0	0	23					
33	Calixte,G.	1-1	0-0	0-0	0 2 2	1	2	1 0 0 0	0	7					
Team					3 2 5										
Totals		22-50	7-23	4-11	6 14 20	19	55	12 16 3 8		200					
FG % 1st Half:		9-22	40.9%	2nd half:	13-28	46.4%	Game:	22-50	44.0%	Deadball					
3FG % 1st Half:		4-11	36.4%	2nd half:	3-12	25.0%	Game:	7-23	30.4%	Rebounds					
FT % 1st Half:		1-4	25.0%	2nd half:	3-7	42.9%	Game:	4-11	36.4%	5,1					

Cincinnati 71 • 4-1

#	Player	Total		3-Ptr		Rebounds			PF	TP	A	TO	Blk	Stl	Min
		FG-FGA	FG-FGA	FT-FTA	Off Def Tot	PF	TP	A TO Blk Stl							
02	WILLIAMS, Keith	* 3-5	0-1	0-0	1 2 3	3	6	0 1 0 2	17						
03	JENIFER, Justin	* 2-6	0-0	0-0	0 1 1	1	4	3 0 0 0	0	25					
13	SCOTT, Tre	* 7-9	0-0	0-1	2 6 8	2	14	1 1 1 0	0	37					
33	BROOKS, Nysier	* 1-3	0-0	1-2	2 1 3	4	3	0 1 0 1	0	20					
34	CUMBERLAND, Jarron	* 2-11	1-2	6-8	0 6 6	1	11	1 3 2 3	31						
00	JOHNSON, Logan	0-0	0-0	0-0	0 1 1	0	0	0 1 0 0	0	5					
05	MOORE, Trevor	0-0	0-0	0-0	0 1 1	0	0	0 3 0 2	5						
10	FREDERICKS, Rashawn	5-6	1-2	0-0	0 0 0	1	11	0 0 0 0	0	11					
15	BROOME, Cane	7-13	0-2	7-8	0 1 1	0	21	2 2 0 0	0	32					
22	NSOSEME, Eliel	0-0	0-0	1-2	0 4 4	2	1	0 1 0 1	0	15					
32	KOZ, John	0-0	0-0	0-0	0 0 0	0	0	0 0 0 0	0	2					
Team					5 0 5										
Totals		27-53	2-7	15-21	10 23 33	14	71	7 13 3 9		200					
FG % 1st Half:		12-27	44.4%	2nd half:	15-26	57.7%	Game:	27-53	50.9%	Deadball					
3FG % 1st Half:		1-4	25.0%	2nd half:	1-3	33.3%	Game:	2-7	28.6%	Rebounds					
FT % 1st Half:		7-10	70.0%	2nd half:	8-11	72.7%	Game:	15-21	71.4%	7,1					

Officials: John Higgins, Jeff Anderson, John Gaffney
Technical fouls: George Mason-None. Cincinnati-None.
Attendance: 1250

Score by periods	1st	2nd	Total
George Mason	23	32	55
Cincinnati	32	39	71

Last FG - MASON 2nd-00:40, CIN 2nd-00:03.
Largest lead - MASON None, CIN by 21 2nd-10:51.

Points	In	Off	2nd	Fast	Bench
MASON	Paint	T/O	Chance	Break	
CIN	28	15	5	0	18
	30	15	9	0	33

Score tied - 0 times.
Lead changed - 0 times.

GAME 6 • NOV. 24, 2018 • EMERALD COAST CLASSIC CHAMPIONSHIP CINCINNATI (71) VS. OLE MISS (57) THE ARENA (NICEVILLE, FLA.)

Cincinnati 71 • 5-1

#	Player	Total		3-Ptr		Rebounds			PF	TP	A	TO	Blk	Stl	Min
		FG-FGA	FG-FGA	FT-FTA	Off Def Tot	PF	TP	A TO Blk Stl							
02	WILLIAMS, Keith	* 2-6	2-2	3-6	2 3 5	4	9	0 0 0 0	0	24					
03	JENIFER, Justin	* 3-6	1-2	0-0	0 1 1	1	7	0 1 0 0	0	27					
13	SCOTT, Tre	* 3-6	0-0	3-6	2 7 9	3	9	0 1 2 1	0	33					
33	BROOKS, Nysier	* 1-1	0-0	2-2	1 3 4	3	4	1 0 1 1	0	22					
34	CUMBERLAND, Jarron	* 5-17	2-8	13-14	1 2 3	1	25	2 0 2 0	0	33					
00	JOHNSON, Logan	1-3	0-0	1-2	1 1 2	1	3	1 1 1 0	0	12					
05	MOORE, Trevor	0-0	0-0	0-0	0 0 0	0	0	0 0 0 0	0	0					
10	FREDERICKS, Rashawn	1-1	0-0	1-2	0 2 2	1	3	1 2 0 0	0	15					
15	BROOME, Cane	3-7	1-2	2-3	0 1 1	0	9	4 1 0 2	0	24					
20	DIARRA, Mamoudou	0-0	0-0	0-0	0 1 1	0	0	0 0 0 0	0	2					
22	NSOSEME, Eliel	1-3	0-0	0-0	1 1 2	3	2	0 1 0 0	0	8					
31	MARTIN, Sam	0-0	0-0	0-0	0 0 0	0	0	0 0 0 0	0	0					
Team					3 0 3		1								
Totals		20-50	6-14	25-35	11 22 33	18	71	9 7 6 4		200					
FG % 1st Half:		9-22	40.9%	2nd half:	11-28	39.3%	Game:	20-50	40.0%	Deadball					
3FG % 1st Half:		3-7	42.9%	2nd half:	3-7	42.9%	Game:	6-14	42.9%	Rebounds					
FT % 1st Half:		16-21	76.2%	2nd half:	9-14	64.3%	Game:	25-35	71.4%	10,3					

Ole Miss 57 • 3-2

#	Player	Total		3-Ptr		Rebounds			PF	TP	A	TO	Blk	Stl	Min
		FG-FGA	FG-FGA	FT-FTA	Off Def Tot	PF	TP	A TO Blk Stl							
02	Shuler,D.	* 9-14	2-5	4-4	1 5 6	0	24	0 1 1 1	0	31					
03	Davis,T.	* 0-6	0-5	0-0	1 3 4	3	0	2 3 1 0	0	33					
04	Tyree,B.	* 4-11	0-5	6-6	0 1 1	2	14	1 2 1 0	0	32					
12	Stevens,B.	* 3-6	0-1	2-2	1 2 3	5	8	0 1 0 1	0	24					
14	Buffen,K.	* 0-1	0-0	2-3	0 6 6	4	2	0 2 1 0	0	28					
00	Hinson,B.	1-5	1-5	0-0	0 1 1	4	3	0 1 1 0	0	14					
01	Naylor,Z.	0-0	0-0	0-0	0 0 0	1	0	0 0 0 0	0	5					
05	Halums,B.	0-3	0-0	0-0	1 0 1	2	0	0 0 0 0	0	7					
13	Olejniczak,D.	2-4	0-0	2-2	2 0 2	4	6	0 0 1 1	0	14					
15	Rodriguez,L.	0-0	0-0	0-0	0 0 0	0	0	0 1 0 0	0	6					
20	Davis,D.	0-1	0-0	0-0	0 0 0	1	0	0 0 0 0	0	6					
Team					2 1 3										
Totals		19-51	3-21	16-17	8 19 27	26	57	3 11 6 3		200					
FG % 1st Half:		11-28	39.3%	2nd half:	8-23	34.8%	Game:	19-51	37.3%	Deadball					
3FG % 1st Half:		3-10	30.0%	2nd half:	0-11	0.0%	Game:	3-21	14.3%	Rebounds					
FT % 1st Half:		8-9	88.9%	2nd half:	8-8	100.0%	Game:	16-17	94.1%	0					

Officials: John Higgins, Mike Eades, Pat Adams
Technical fouls: Cincinnati-TEAM. Ole Miss-Davis,T..
Attendance: 1250
Outstanding Performer - Jarron Cumberland (CIN)

Score by periods	1st	2nd	Total
Cincinnati	37	34	71
Ole Miss	33	24	57

Last FG - CIN 2nd-05:08, MISS 2nd-05:29.
Largest lead - CIN by 18 2nd-02:27, MISS by 3 1st-19:18.

Points	In	Off	2nd	Fast	Bench
CIN	Paint	T/O	Chance	Break	
MISS	20	17	9	0	17
	22	11	6	0	9

Score tied - 3 times.
Lead changed - 1 time.

GAME 7 • NOV. 27, 2018 ARKANSAS-PINE BLUFF (49) AT CINCINNATI (105) FIFTH THIRD ARENA (CINCINNATI, OHIO)

Ark.-Pine Bluff 49 • 2-5

#	Player	Total			3-Ptr			Rebounds			PF	TP	A	TO	Blk	Stl	Min
		FG-FGA	FG-FGA	FT-FTA	Off	Def	Tot										
12	Terrance Banyard	f	2-5	0-1	4-4	2	1	3	2	8	1	1	0	1	0	1	23
21	Shaun Doss		f	2-9	0-3	2-4	2	3	5	2	6	0	7	0	0	2	
13	Trevor Banks		c	2-5	0-0	4-5	3	0	3	3	8	1	0	0	0	1	
01	Charles Jackson	g	2-6	2-6	0-0	0	2	2	1	6	1	4	0	0	0	1	18
23	Martaveous Mcknight	g	2-11	0-5	3-4	0	4	4	0	7	1	4	0	1	0	1	28
00	Dwayne Whitfield		0-1	0-0	0-0	0	0	0	0	0	0	0	0	0	0	4	
04	Jordan Mcnair		0-0	0-0	0-0	0	0	0	0	0	0	0	0	0	0	2	
05	Anthony Davis Jr		0-2	0-1	0-0	0	1	1	1	0	0	2	0	0	0	13	
10	Qumauri Hardy		0-0	0-0	0-0	1	1	2	1	0	3	1	0	0	0	6	
14	Marcus Wallace		2-3	0-1	0-0	0	0	0	2	4	1	1	0	0	0	0	10
35	Christian Robertson		0-2	0-0	0-0	0	0	0	2	0	0	3	0	0	0	0	8
30	Cameron Posey		3-4	2-3	0-0	0	2	2	1	8	2	6	0	0	0	21	
34	Chris Smith		1-1	0-0	0-0	1	2	3	4	2	0	0	0	0	0	11	
40	J'Breun Sprinkle		0-1	0-1	0-0	0	0	0	0	0	1	0	0	0	1	2	
	Team					4	0	4									
	Totals		16-50	4-21	13-17	13	16	29	19	49	11	31	0	7	20		
	FG 1st Half: 6-20		30.0%	2nd half: 10-30		33.3%	Game: 16-50		32.0%								Deadball
	3FG 1st Half: 1-10		10.0%	2nd half: 3-11		27.3%	Game: 4-21		19.0%								Rebounds
	FT 1st Half: 9-19		81.8%	2nd half: 4-6		66.7%	Game: 13-17		76.5%								2.1

2018-19 BOX SCORES

GAME 9 • DEC. 4, 2018 NKU (65) AT --/RV CINCINNATI (78) FIFTH THIRD ARENA (CINCINNATI, OHIO)

Northern Ky. 65 • 8-2

#	Player		Total		3-Ptr		Rebounds			PF	TP	A	TO	Blk	Stl	Min
			FG-FGA	FG-FGA	FT-FTA	Off	Def	Tot								
32	Dantez Walton	f	2-11	2-7	2-2	3	2	5	5	8	2	2	0	1	22	
34	Drew McDonald	f	3-15	2-4	0-0	1	7	8	3	8	2	4	0	0	36	
05	Zaynah Robinson	g	3-5	2-3	0-0	1	1	2	2	8	2	0	0	1	28	
12	Trevon Faulkner	g	3-3	0-0	1-1	2	0	2	3	7	0	0	1	0	16	
15	Tyler Sharpe	g	6-9	4-7	0-0	2	2	4	1	16	1	2	0	0	30	
00	Silas Adheke		0-0	0-0	0-0	0	0	0	3	0	0	0	0	1	6	
02	Paul Djoko		0-0	0-0	0-0	0	0	0	0	0	0	2	2	0	12	
11	Jalen Tate		5-13	1-4	2-6	2	1	3	3	13	3	2	0	2	29	
33	Chris Vogt		2-4	0-0	1-6	1	1	2	2	5	1	1	0	0	21	
Team						4	1	5								
Totals				24-60	11-25	6-15	16	15	31	22	65	11	13	3	5	200
FG % 1st Half: 11-30 36.7%			2nd half: 13-30 43.3%			Game: 24-60 40.0%						Deadball Rebounds 5,1				
3FG % 1st Half: 4-12 33.3%			2nd half: 7-13 53.8%			Game: 11-25 44.0%										
FT % 1st Half: 2-5 40.0%			2nd half: 4-10 40.0%			Game: 6-15 40.0%										

Cincinnati 78 • 8-1

#	Player		Total		3-Ptr		Rebounds			PF	TP	A	TO	Blk	Stl	Min
			FG-FGA	FG-FGA	FT-FTA	Off	Def	Tot								
13	SCOTT, Tre	f	5-8	0-0	12-13	3	7	10	0	22	3	1	1	0	28	
33	BROOKS, Nysier	c	4-5	0-0	2-2	1	1	2	3	10	0	1	3	0	18	
02	WILLIAMS, Keith	g	3-9	0-3	4-8	2	2	4	3	10	0	2	1	1	23	
03	JENIFER, Justin	g	3-3	2-2	2-2	0	3	3	0	10	3	0	0	0	20	
34	CUMBERLAND, Jarron	g	4-9	2-4	2-4	0	1	1	1	12	5	3	0	0	30	
00	JOHNSON, Logan		1-3	0-1	0-0	0	2	2	2	2	2	0	0	0	12	
05	MOORE, Trevor		0-1	0-1	0-0	0	2	2	1	0	1	1	0	0	12	
10	FREDERICKS, Rashawn		1-2	0-1	0-0	1	1	2	1	2	0	2	0	1	12	
15	BROOME, Cane		1-8	0-1	2-2	2	1	3	1	4	1	0	0	2	22	
22	NSOSEME, Eliel		2-4	0-0	2-2	4	4	8	0	6	0	0	0	1	22	
31	MARTIN, Sam		0-0	0-0	0-0	0	0	0	0	0	0	0	0	0	1	
Team						2	0	2								
Totals			24-52	4-13	26-33	15	24	39	12	78	15	11	5	6	200	
FG % 1st Half: 13-31 41.9%			2nd half: 11-21 52.4%			Game: 24-52 46.2%						Deadball Rebounds 4				
3FG % 1st Half: 3-8 37.5%			2nd half: 1-5 20.0%			Game: 4-13 30.8%										
FT % 1st Half: 16-18 88.9%			2nd half: 10-15 66.7%			Game: 26-33 78.8%										

Officials: Isaac Barnett, Marques Pettigrew, Joe Lindsay
Technical fouls: Northern Ky.-TEAM, Cincinnati-None.
Attendance: 11218

Score by periods	1st	2nd	Total
Northern Ky.	28	37	65
Cincinnati	45	33	78

Last FG - NKU 2nd-00:19, CIN 2nd-01:21.
Largest lead - NKU by 3 1st-18:43, CIN by 20 1st-02:54.

Score tied - 2 times.
Lead changed - 3 times.

GAME 11 • DEC. 15, 2018 RV/RV CINCINNATI (59) AT 18/17 MISSISSIPPI STATE (70) HUMPHREY COLISEUM (STARKVILLE, MISS.)

Cincinnati 59 • 9-2

#	Player		Total		3-Ptr		Rebounds			PF	TP	A	TO	Blk	Stl	Min
			FG-FGA	FG-FGA	FT-FTA	Off	Def	Tot								
13	SCOTT, Tre	f	2-9	0-0	1-2	1	3	4	4	5	0	1	1	1	0	27
33	BROOKS, Nysier	c	2-4	0-0	5-6	2	6	8	5	9	0	3	1	0	0	20
02	WILLIAMS, Keith	g	6-13	1-4	2-6	1	1	2	4	15	2	1	2	1	0	37
03	JENIFER, Justin	g	1-2	0-1	0-0	0	1	1	3	2	4	1	0	1	0	28
34	CUMBERLAND, Jarron	g	7-16	2-5	5-5	2	2	4	2	21	0	5	0	2	3	37
00	JOHNSON, Logan		0-0	0-0	0-0	0	0	0	0	0	0	0	0	0	0	3
05	MOORE, Trevor		0-1	0-1	0-0	0	0	0	0	0	0	0	0	0	0	4
10	FREDERICKS, Rashawn		1-3	0-2	3-3	3	2	5	1	5	0	0	0	0	0	17
15	BROOME, Cane		0-3	0-1	2-2	0	1	1	0	2	3	2	0	1	1	10
22	NSOSEME, Eliel		0-0	0-0	0-0	1	1	2	2	0	0	0	1	0	0	17
Team						1	2	3								
Totals				19-51	3-14	18-24	11	19	30	21	59	9	13	5	6	200
FG % 1st Half: 11-29 37.9%			2nd half: 8-22 36.4%			Game: 19-51 37.3%			Deadball Rebounds 4							
3FG % 1st Half: 2-7 28.6%			2nd half: 1-7 14.3%			Game: 3-14 21.4%										
FT % 1st Half: 8-10 80.0%			2nd half: 10-14 71.4%			Game: 18-24 75.0%										

Mississippi State 70 • 9-1

#	Player		Total		3-Ptr	Rebounds			PF	TP	A	TO	Blk	Stl	Min
			FG-FGA	FG-FGA	FT-FTA	Off	Def	Tot							
24	Abdul Ado	f	0-1	0-0	3-5	0	4	4	2	3	0	1	0	1	17
35	Aric Holman	f	2-7	1-3	2-4	7	3	10	1	7	4	2	3	1	30
00	Nick Weatherspoon	g	3-10	2-4	0-0	0	3	3	2	8	1	3	0	1	33
02	Lamar Peters	g	5-11	3-8	1-2	0	2	2	4	14	9	2	0	2	29
11	K Weatherspoon	g	3-6	3-3	5-7	1	5	6	4	14	2	2	1	0	30
01	Reggie Perry		4-4	1-1	3-5	2	2	4	2	12	0	1	1	0	27
12	Robert Woodward II		0-1	0-0	0-0	0	2	2	0	0	0	1	0	0	6
22	KeyShawn Feazell		0-0	0-0	0-0	0	0	0	0	0	0	0	0	0	3
23	Tyson Carter		5-8	2-4	0-0	0	0	0	3	12	0	1	0	0	25
Team						1	2	3							
Totals			22-48	12-23	14-23	11	23	34	18	70	16	13	5	5	200
FG % 1st Half: 11-25 44.0%		2nd half: 11-23 47.8%		Game: 22-48 45.8%		Deadball Rebounds 5									
3FG % 1st Half: 7-12 58.3%		2nd half: 5-11 45.5%		Game: 12-23 52.2%											
FT % 1st Half: 8-11 72.7%		2nd half: 6-12 50.0%		Game: 14-23 60.9%											

Officials: Joe Lindsay, Pat Adams, Olandis Poole
Technical fouls: Cincinnati-None, Mississippi State-None.
Attendance: 9120

Score by periods	1st	2nd	Total
Cincinnati	32	27	59
Mississippi State	37	33	70

Last FG - CIN 2nd-02:02, MS 2nd-00:05.
Largest lead - CIN by 2 1st-17:48, MS by 12 2nd-03:11.

Score tied - 8 times.
Lead changed - 6 times.

GAME 10 • DEC. 8, 2018 • SKYLINE CHILI CROSSTOWN SHOOTOUT XAVIER (47) AT --/RV CINCINNATI (62) FIFTH THIRD ARENA (CINCINNATI, OHIO)

Xavier 47 • 6-4

#	Player		Total		3-Ptr		Rebounds			PF	TP	A	TO	Blk	Stl	Min
			FG-FGA	FG-FGA	FT-FTA	Off	Def	Tot								
00	Tyrique Jones	f	1-3	0-0	0-0	3	4	7	1	2	0	0	0	1	26	
13	Naji Marshall	f	2-13	1-8	3-4	1	6	7	1	8	1	2	1	0	38	
01	Paul Scruggs	g	4-8	1-2	2-2	3	2	5	3	11	0	3	1	1	31	
02	Kyle Castlin	g	0-5	0-3	0-1	0	2	2	0	0	1	0	0	0	27	
03	Quentin Goodin	g	5-12	1-7	1-2	0	2	2	5	12	5	3	0	1	37	
11	Keonte Kennedy		0-1	0-1	0-0	0	0	0	2	0	1	1	0	0	12	
32	Ryan Welage		3-5	2-4	0-0	0	1	1	2	8	0	0	0	0	15	
35	Zach Hankins		3-4	0-0	0-0	0	3	3	0	6	0	1	0	0	14	
Team						0	3	3				2				
Totals			18-51	5-25	6-9	7	23	30	14	47	8	12	2	3	200	
FG % 1st Half: 7-25 28.0% 2nd half: 11-26 42.3% Game: 18-51 35.3%																
3FG % 1st Half: 3-15 20.0% 2nd half: 2-10 20.0% Game: 5-25 20.0%																
FT % 1st Half: 5-6 83.3% 2nd half: 1-3 33.3% Game: 6-9 66.7%																
Deadball Rebounds 3,2																
Cincinnati 52 - 61																

2018-19 BOX SCORES

GAME 13 • DEC. 22, 2018 SC STATE (56) AT RV/RV CINCINNATI (77) FIFTH THIRD ARENA (CINCINNATI, OHIO)

South Carolina St. 56 • 2-13

#	Player	Total		3-Ptr	FT-FTA	Rebounds			PF	TP	A	TO	Blk	Stl	Min
		FG-FGA	FG-FGA			Off	Def	Tot							
24	Ian Kinard	f	0-3	0-2	4-4	0	2	2	2	4	1	2	1	0	27
35	Damani Applewhite	f	5-14	0-2	1-2	0	7	7	0	11	1	2	0	0	35
00	Lavar Harewood	g	1-5	0-2	0-0	1	1	2	1	2	3	1	0	1	14
10	Allen Hatchett	g	2-6	2-5	1-2	1	2	3	2	7	1	0	0	1	32
11	Janai Raynor Powell	g	5-11	1-2	4-4	0	4	4	3	15	4	4	0	1	37
01	Armani Hill		2-3	0-0	4-7	2	4	6	4	8	0	1	0	2	18
14	Jahmari Etienne		1-5	1-4	0-0	1	0	1	2	3	2	2	0	0	21
20	Robert Flint		0-0	0-0	0-0	0	0	0	0	0	0	0	0	0	1
21	David Bottenberg		0-0	0-0	0-0	0	0	1	1	0	0	0	0	0	2
22	Fred SLATER		2-5	2-4	0-0	1	0	1	1	6	1	1	0	1	13
Team						0	1	1							
Totals			18-52	6-21	14-19	6	22	28	16	56	13	13	1	6	200
FG % 1st Half: 5-25		20.0%	2nd half: 13-27		48.1%	Game: 18-52		34.6%	Deadball						
3FG % 1st Half: 2-13		15.4%	2nd half: 4-8		50.0%	Game: 6-21		28.6%	Rebounds						
FT % 1st Half: 4-7		57.1%	2nd half: 10-12		83.3%	Game: 14-19		73.7%							

Cincinnati 77 • 11-2

#	Player	Total		3-Ptr	FT-FTA	Rebounds			PF	TP	A	TO	Blk	Stl	Min
		FG-FGA	FG-FGA			Off	Def	Tot							
13	SCOTT, Tre	f	3-5	0-0	0-0	4	1	5	0	6	2	1	0	0	20
33	BROOKS, Nysier	c	5-8	0-0	7-8	4	4	8	3	17	0	2	0	0	25
02	WILLIAMS, Keith	g	0-1	0-1	1-2	0	1	1	3	1	0	1	0	0	1
03	JENIFER, Justin	g	4-11	3-9	0-0	0	2	2	3	11	5	0	0	1	29
34	CUMBERLAND, Jarron	g	4-8	4-8	0-0	0	2	2	2	12	4	3	1	3	25
00	JOHNSON, Logan		1-4	0-0	0-0	3	4	7	1	2	2	1	0	0	12
05	MOORE, Trevor		4-10	2-8	0-0	0	3	3	1	10	1	2	0	0	22
10	FREDERICKS, Rashawn		1-3	0-1	4-4	2	3	5	0	6	0	0	0	3	17
15	BROOME, Cane		1-5	0-2	1-2	0	1	1	2	3	4	3	0	0	18
20	DIARRA, Mamoudou		3-6	0-1	2-3	1	4	5	1	8	0	0	0	0	12
22	NSOSEME, Eliel		0-2	0-0	1-2	1	4	5	1	1	0	0	1	0	9
Team						1	1	2							
Totals			26-63	9-30	16-21	16	30	46	17	77	18	13	2	7	200
FG % 1st Half: 12-30		40.0%	2nd half: 14-33		42.4%	Game: 26-63		41.3%	Deadball						
3FG % 1st Half: 4-11		36.4%	2nd half: 5-19		26.3%	Game: 9-30		30.0%	Rebounds						
FT % 1st Half: 7-9		77.8%	2nd half: 9-12		75.0%	Game: 16-21		76.2%							

Officials: Keith Patterson,Sean Casady,Brian Shey
Technical fouls: South Carolina St.-None. Cincinnati-None.
Attendance: 11623

Score by periods	1st	2nd	Total
South Carolina St.	16	40	56
Cincinnati	35	42	77

Last FG - SCSU 2nd-02:34, CIN 2nd-00:45.
Largest lead - SCSU by 3 1st-18:04, CIN by 23 1st-02:55.

Points	In Paint	Off T/O	2nd Chance	Fast Break	Bench
SCSU	18	14	2	9	17
CIN	34	7	20	10	30

Score tied - 0 times.
Lead changed - 1 time.

GAME 15 • JAN. 5, 2019 RV/RV CINCINNATI (71) AT ECU (73) MINGES COLISEUM (GREENVILLE, N.C.)

Cincinnati 71 • 12-3, 1-1

#	Player	Total		3-Ptr	FT-FTA	Rebounds			PF	TP	A	TO	Blk	Stl	Min
		FG-FGA	FG-FGA			Off	Def	Tot							
13	SCOTT, Tre	f	5-9	0-1	2-4	3	6	9	3	12	3	2	0	1	28
02	WILLIAMS, Keith	g	6-12	0-3	1-2	1	2	3	3	13	0	2	1	2	34
33	JENIFER, Justin	g	3-8	1-5	0-0	0	6	6	2	7	3	0	0	1	38
34	BROOKS, Nysier	g	6-9	0-0	3-9	4	1	5	4	15	0	2	3	0	31
34	CUMBERLAND, Jarron	g	7-15	2-6	2-3	3	2	5	3	18	4	3	0	0	33
00	JOHNSON, Logan		0-0	0-0	0-0	1	0	1	0	0	0	2	1	0	2
05	MOORE, Trevor		2-4	0-2	0-0	1	0	1	2	4	0	0	0	1	6
10	FREDERICKS, Rashawn		0-0	0-0	0-0	1	0	1	2	0	1	1	0	0	12
15	BROOME, Cane		0-3	0-2	0-0	0	0	0	0	0	0	1	0	1	8
22	NSOSEME, Eliel		1-2	0-0	0-0	0	2	2	2	2	0	0	2	0	8
Team						0	0	0							
Totals			30-62	3-19	8-18	14	19	33	21	71	11	15	7	6	200
FG % 1st Half: 13-33		39.4%	2nd half: 17-29		58.6%	Game: 30-62		48.4%	Deadball						
3FG % 1st Half: 0-10		0.0%	2nd half: 3-9		33.3%	Game: 3-19		15.8%	Rebounds						
FT % 1st Half: 1-2		50.0%	2nd half: 7-16		43.8%	Game: 8-18		44.4%							

ECU 73 • 8-6, 1-1

#	Player	Total		3-Ptr	FT-FTA	Rebounds			PF	TP	A	TO	Blk	Stl	Min
		FG-FGA	FG-FGA			Off	Def	Tot							
01	GARDNER, Jayden	f	3-7	0-0	7-10	4	8	12	5	13	1	3	1	2	31
03	LEDAY, Seth	f	5-6	0-0	1-2	1	5	6	5	11	1	0	2	1	27
00	FLEMING, Isaac	g	2-8	1-4	3-4	0	2	2	3	8	2	3	0	2	27
41	HILL, Addison	g	0-1	0-1	0-0	0	0	0	0	0	0	0	0	0	4
55	WILLIAMS, Shawn	g	5-11	4-10	2-2	0	2	2	0	16	4	0	0	1	38
02	DAVIS, K.J.		6-10	3-5	2-3	0	2	2	0	17	2	2	0	0	34
05	FOSTER, Tyler		2-3	1-2	0-0	0	0	0	1	5	0	3	0	1	16
32	SPASOJEVIC, Dimitri		0-0	0-0	0-0	0	0	0	1	0	1	0	0	0	3
52	OBASOHAN, Justice		1-1	0-0	1-2	0	1	1	1	3	0	0	1	0	20
Team						0	2	2							
Totals			24-47	9-22	16-23	5	22	27	16	73	11	12	4	7	200
FG % 1st Half: 13-25		52.0%	2nd half: 11-22		50.0%	Game: 24-47		51.1%	Deadball						
3FG % 1st Half: 5-11		45.5%	2nd half: 4-11		36.4%	Game: 3-19		40.9%	Rebounds						
FT % 1st Half: 5-6		83.3%	2nd half: 11-17		64.7%	Game: 16-23		69.6%							

Officials: Patrick Evans, Clarence Armstrong, Jose Carrion
Technical fouls: Cincinnati-None. ECU-None.
Attendance: 4238

Score by periods	1st	2nd	Total
Cincinnati	27	44	71
ECU	36	37	73

Last FG - CIN 2nd-00:17, ECU 2nd-00:20.
Largest lead - CIN by 9 1st-15:45, ECU by 11 1st-00:11.

Points	In Paint	Off T/O	2nd Chance	Fast Break	Bench
CIN	38	15	14	10	6
ECU	18	16	8	15	25

Score tied - 4 times.
Lead changed - 9 times.

GAME 14 • JAN. 2, 2019 TULANE (61) AT RV/RV CINCINNATI (93) FIFTH THIRD ARENA (CINCINNATI, OHIO)

Tulane 61 • 4-9, 0-1

#	Player		Total		3-Ptr	Rebounds			PF	TP	A	TO	Blk	Stl	Min
			FG-FGA	FG-FGA	FT-FTA	Off	Def	Tot							
21	Samir Sehic	f	2-7	0-1	0-2	2	2	4	3	4	1	0	0	0	23
13	Buay Koka	c	2-3	0-0	0-0	1	2	3	4	4	0	1	2	0	24
00	Jordan Cornish	g	7-13	4-9	1-1	0	1	1	0	19	6	4	0	0	29
10	Caleb Daniels	g	6-17	2-5	2-2	2	4	6	3	16	2	0	0	0	25
24	Shakwon Barrett	g	2-5	2-3	2-2	0	2	2	1	8	2	6	0	0	31
04	Moses Wood		0-4	0-2	2-2	1	2	3	2	2	1	0	1	0	14
05	Connor Crabtree		1-1	1-1	0-0	0	1	1	1	3	2	1	0	1	13
11	Bul Ajang		1-3	0-0	3-4	3	1	4	1	5	0	0	0	0	19
12	Kevin Zhang		0-4	0-1	0-1	0	0	0	0	0	0	0	0	0	17
15	Grant Quinn		0-0	0-0	0-0	0	0	0	0	0	0	0	0	0	2
23	Blake Paul		0-0	0-0	0-0	0	0	1	1	0	0	0	0	0	1
32	Cameron Galic		0-0	0-0	0-0	0	0	0	0	0	0	0	0	0	2
	Team					1	4	5				1			
	Totals		21-57	9-22		10-14	20	30	16	61	14	13	3	1	200
	FG % 1st Half:		10-33	30.3%	2nd half:	11-24	45.8%	Game:	21-57	36.8%					Deadball
	3FG % 1st Half:		5-12	41.7%	2nd half:	4-10	40.0%	Game:	9-22	40.9%					Rebounds
	FT % 1st Half:		3-4	75.0%	2nd half:	7-10	70.0%	Game:	10-14	71.4%					2,2

2018-19 BOX SCORES

GAME 17 • JAN. 12, 2019
UConn (72) AT CINCINNATI (74) - OT
FIFTH THIRD ARENA (CINCINNATI, OHIO)**UConn 72 • 10-7, 1-3**

#	Player		Total		3-Ptr		Rebounds			PF	TP	A	TO	Blk	Stl	Min
			FG-FGA	FG-FGA	FG-FGA	FT-FTA	Off	Def	Tot							
12	Tyler Polley	f	1-4	1-4	2-4	0	1	1	3	5	0	0	0	0	24	
25	Josh Carlton	f	4-5	0-0	2-2	4	5	9	4	10	0	1	2	0	36	
01	Christian Vital	g	6-15	4-8	0-0	0	10	10	4	16	2	2	0	1	39	
03	Alterique Gilbert	g	5-15	2-8	6-7	3	3	6	3	18	3	3	0	1	39	
04	Jalen Adams	g	5-11	3-6	3-3	0	5	5	5	16	6	4	0	1	31	
00	Eric Cobb		0-0	0-0	0-0	0	0	0	3	0	0	1	0	1	6	
02	Tarin Smith		3-7	1-1	0-0	2	2	4	2	7	0	3	0	0	26	
05	Isaiah Whaley		0-0	0-0	0-0	0	0	0	0	0	0	0	1	0	3	
15	Sidney Wilson		0-1	0-0	0-0	1	1	2	4	0	0	1	1	0	21	
Team						0	1	1								
Totals			24-58	11-27	13-16	10	28	38	28	72	11	15	4	4	225	
FG % 1st Half: 11-24 45.8%			2nd half: 11-24 45.8%		OT: 2-10 20.0%		Game: 24-58 41.4%		Deadball							
3FG % 1st Half: 5-12 41.7%			2nd half: 6-12 50.0%		OT: 0-3 0.0%		Game: 11-27 40.7%		Rebounds							
FT % 1st Half: 5-6 83.3%			2nd half: 2-3 66.7%		OT: 6-7 85.7%		Game: 13-16 81.3%		2,2							

Cincinnati 74 • 14-3, 3-1

#	Player		Total		3-Ptr	Rebounds			PF	TP	A	TO	Blk	Stl	Min	
			FG-FGA	FG-FGA	FT-FTA	Off	Def	Total								
13	SCOTT, Tre	f	1-7	0-0	0-0	0	1	1	2	2	3	1	0	0	34	
33	BROOKS, Nysier	c	6-8	0-0	5-8	3	3	6	2	17	1	0	2	0	33	
02	WILLIAMS, Keith	g	5-7	1-2	1-2	1	1	2	4	12	1	0	1	2	32	
03	JENIFER, Justin	g	3-9	3-7	4-8	0	4	4	1	13	0	2	0	1	34	
04	CUMBERLAND, Jarron	g	5-14	1-4	11-12	1	5	6	2	22	7	2	0	2	42	
00	JOHNSON, Logan		0-0	0-0	0-0	0	1	1	0	0	0	1	0	0	2	
05	MOORE, Trevor		0-1	0-1	0-0	0	0	0	0	0	0	0	0	0	10	
10	FREDERICKS, Rashawn		0-1	0-1	0-0	0	0	0	1	0	0	1	0	1	6	
15	BROOME, Cane		2-4	0-2	4-8	0	5	5	2	8	2	1	0	2	22	
22	NSOSEME, Eliel		0-1	0-0	0-0	0	2	2	2	0	1	1	0	0	10	
Team						2	1	3				1				
Totals				22-52	5-17	25-38	7	23	30	17	74	15	10	3	8	225
FG % 1st Half: 12-27 44.4%			2nd half: 8-21 38.1%			OT: 2-4 50.0%			Game: 22-52 42.3%			Deadball			Rebounds	
3FG % 1st Half: 3-8 37.5%			2nd half: 1-7 14.3%			OT: 1-2 50.0%			Game: 5-17 29.4%						6,2	
FT % 1st Half: 6-11 54.5%			2nd half: 12-16 75.0%			OT: 7-11 63.6%			Game: 25-38 65.8%							

Officials: Sean Casady,Randy Heimerman,Don Daily
Technical fouls: UConn-None. Cincinnati-None.
Attendance: 11375

Score by periods	1st	2nd	OT	Total
UConn	32	30	10	72
Cincinnati	33	29	12	74

Last FG - UConn OT-00:11, CIN OT-01:21.
Largest lead - UConn by 8 1st-16:25, CIN by 11 2nd-12:44.

Points	In	Off	2nd	Fast	Bench
UConn	26	8	9	13	7
CIN	32	18	5	10	8

Score tied - 8 times.
Lead changed - 5 times.

GAME 19 • JAN. 19, 2019
RV/-- CINCINNATI (66) AT WICHITA STATE (55)
KOCH ARENA (WICHITA, KAN.)**Cincinnati 66 • 16-3 (5-1 AAC)**

#	Player		Total		3-Ptr	Rebounds			PF	TP	A	TO	Blk	Stl	Min	
			FG	FGA		FG-FGA	FT	FTA								Off Def Tot
02	WILLIAMS, Keith	*	5-9		1-2	3-5	1	0	1	2	14	0	4	2	0	32
03	JENIFER, Justin	*	4-5		2-3	7-8	0	0	0	0	17	0	0	0	0	27
13	SCOTT, Tre	*	1-4		0-0	3-4	4	6	10	1	5	1	2	1	0	36
33	BROOKS, Nysier	*	3-5		0-0	2-4	3	7	10	3	8	0	2	2	0	29
34	CUMBERLAND, Jarron	*	5-17		2-5	6-10	1	6	7	2	18	2	3	0	1	38
05	MOORE, Trevor		0-1		0-1	0-0	0	1	1	4	0	0	0	0	0	8
10	FREDERICKS, Rashawn		0-1		0-1	0-0	0	0	0	0	0	1	0	0	0	4
15	BROOME, Cane		0-4		0-2	4-4	0	1	1	2	4	1	1	0	0	14
20	DIARRA, Mamoudou		0-0		0-0	0-0	0	0	0	0	0	0	0	0	0	1
22	NSOSEME, Eliel		0-0		0-0	0-0	1	1	2	0	0	0	0	1	0	11
Team							3	1	4							
Totals				18-46	5-14	25-35	13	23	36	14	66	5	12	6	1	200
FG % 1st Half: 8-22 36.4%			2nd half: 10-24 41.7%			Game: 18-46 39.1%			Deadball Rebounds 7,2							
3FG % 1st Half: 1-6 16.7%			2nd half: 4-8 50.0%			Game: 5-14 35.7%										
FT % 1st Half: 7-12 58.3%			2nd half: 18-23 78.3%			Game: 25-35 71.4%										

Wichita St. 55 • 8-9 (1-4 AAC)

#	Player	*	Total		3-Ptr	Rebounds			PF	TP	A	TO	Blk	Stl	Min	
			FG-FGA	FG-FGA		FT-FTA	Off	Def								Tot
00	DENNIS, Dexter	*	0-3	0-1	0-0	1	0	1	5	0	0	1	0	0	9	
01	McDUFFIE, Markis	*	7-14	4-7	3-3	2	3	5	3	21	3	3	0	1	38	
02	BURTON, Jamaris	*	1-4	0-0	0-0	0	1	1	4	2	5	4	0	0	35	
04	HAYNES-JONES, Samaj	*	4-14	3-8	0-0	1	1	2	3	11	1	1	0	0	38	
21	ECHENIQUE, Jaime	*	2-5	0-0	1-1	2	3	5	4	5	0	1	1	0	14	
03	TORRES, Ricky		1-1	0-0	0-1	0	1	1	0	2	0	0	0	0	8	
05	BROWN, Rod		0-0	0-0	0-0	0	0	0	1	0	0	0	0	0	9	
10	STEVENSON, Erik		2-6	1-5	0-0	0	2	2	4	5	2	2	0	1	23	
33	MIDTGAARD, Asbjorn		3-4	0-0	0-1	0	3	3	1	6	0	1	0	1	22	
44	PB-CHANDLER, Isaiah		1-1	0-0	1-1	0	1	1	0	3	0	0	0	1	4	
Team						1	2	3	1							
Totals				21-52	8-21	5-7	7	17	24	26	55	11	13	1	4	200
FG % 1st Half: 10-26 38.5%			2nd half: 11-26 42.3%			Game: 21-52 40.4%			Deadball			Rebounds				
3FG % 1st Half: 2-9 22.2%			2nd half: 6-12 50.0%			Game: 8-21 38.1%						1,1				
FT % 1st Half: 1-3 33.3%			2nd half: 4-4 100.0			Game: 5-7 71.4%										

Officials: Pat Adams, Olandis Poole, Marques Pettigrew
Technical fouls: Cincinnati-None. Wichita St.-STEVENSON, Erik; TEAM.
Attendance: 10254

Score by periods	1st	2nd	Total
Cincinnati	24	42	66
Wichita St.	23	32	55

Last FG - CIN 2nd-05:50, WICH 2nd-01:12.
Largest lead - CIN by 11 2nd-05:18, WICH by 4 1st-12:06.

Score tied - 3 times.
Lead changed - 12 times.

GAME 18 • JAN. 15, 2019
USF (74) AT RV/-- CINCINNATI (82)
FIFTH THIRD ARENA (CINCINNATI, OHIO)**South Fla. 74 • 12-5, 2-3**

#	Player		Total		3-Ftr	Rebounds			PF	TP	A	TO	Blk	Stl	Min	
			FG	FGA	FG-FGA	FT	FTA	Off								Def
04	Michael Durr	f	2-2	0-0	6-8	1	8	9	2	10	0	1	2	0	30	
10	Alexis Yetna	f	3-8	0-2	6-6	2	2	4	4	12	1	5	0	0	38	
00	David Collins	g	3-8	1-2	3-4	0	0	0	4	10	4	4	0	1	23	
03	Laquincy Rideau	g	9-17	2-5	6-6	1	2	3	5	26	4	3	0	2	34	
13	Justin Brown	g	3-6	2-5	0-0	1	0	1	5	8	1	2	0	0	25	
01	Xavier Castaneda		1-5	0-2	1-2	1	0	1	1	3	2	1	0	1	23	
05	Rashun Williams		0-0	0-0	0-0	0	0	0	0	0	0	0	0	0	0+	
20	Mayan Kiir		1-1	0-0	0-0	1	0	1	3	2	0	3	0	0	7	
23	T.J. Lang		1-2	1-2	0-0	1	0	1	2	3	1	0	0	0	15	
34	Antun Maricevic		0-0	0-0	0-0	1	0	1	0	0	0	1	0	0	5	
Team						3	3	6				1				
Totals				23-49	6-18	22-26	12	15	27	26	74	13	21	2	4	200
FG % 1st Half: 10-25 40.0%			2nd half: 13-24 54.2%		Game: 23-49 46.9%		Deadball		Rebounds		3,4					
3FG % 1st Half: 3-7 42.9%			2nd half: 3-11 27.3%		Game: 6-18 33.3%											
FT % 1st Half: 8-8 100.0			2nd half: 14-18 77.8%		Game: 22-28 84.6%											

GAME 21 • JAN. 27, 2019
RV/RV CINCINNATI (72) AT TEMPLE (68)
LIACOURAS CENTER (PHILADELPHIA, PA.)

Cincinnati 72 • 18-3, 7-1

##	Player	Total		3-Ptr		Rebounds			PF	TP	A	TO	Blk	Stl	Min
		FG-FGA	FG-FGA	FT-FTA	Off Def Tot	PF	TP	A TO Blk Stl							
13	SCOTT, Tre	f	5-8	0-1	3-5	1 5 6	3 13	1 2 0 0	0	29					
33	BROOKS, Nysier	c	1-3	0-0	0-0	4 2 6	4 2	0 0 1 0	0	14					
02	WILLIAMS, Keith	g	2-6	1-2	4-4	3 2 5	4 9	0 2 0 1	1	21					
03	JENIFER, Justin	g	3-7	1-3	2-4	0 3 3	2 9	0 0 0 1	21						
34	CUMBERLAND, Jarron	g	6-17	1-7	12-17	2 6 8	3 25	3 2 0 1	38						
00	JOHNSON, Logan		1-3	0-1	2-2	1 2 3	2 4	1 0 1 2	11						
05	MOORE, Trevor		1-2	0-1	0-0	2 3 5	1 2	0 0 0 0	17						
10	FREDERICKS, Rashawn		0-0	0-0	0-0	0 0 0	0 0	0 0 0 0	1						
15	BROOME, Cane		2-8	0-3	2-3	1 2 3	0 6	3 2 0 0	27						
20	DIARRA, Mamoudou		0-0	0-0	0-0	0 0 0	1 0	0 0 0 0	2						
22	NSOSEME, Eliel		1-1	0-0	0-2	2 5 7	0 2	0 0 1 0	16						
Team						0 0 0									
Totals			22-55	3-18	25-37	16 30 46	20 72	8 10 3 5	200						
FG % 1st Half: 9-27		33.3%	2nd half: 13-28		46.4%	Game: 22-55		40.0%	Deadball						
3FG % 1st Half: 0-7		0.0%	2nd half: 3-11		27.3%	Game: 3-18		16.7%	Rebounds						
FT % 1st Half: 7-9		77.8%	2nd half: 18-28		64.3%	Game: 25-37		67.6%	8,1						

Temple 68 • 15-5, 5-2

##	Player	Total		3-Ptr		Rebounds			PF	TP	A	TO	Blk	Stl	Min
		FG-FGA	FG-FGA	FT-FTA	Off Def Tot	PF	TP	A TO Blk Stl							
01	Rose,Quinton	f	4-9	2-4	6-12	1 3 4	4 16	2 2 0 2	32						
22	Perry,De'Vondre	f	0-2	0-1	0-0	0 0 0	2 0	0 0 0 0	16						
24	Aflakpui,Ernest	c	0-0	0-0	3-6	0 4 4	4 3	0 1 0 0	22						
10	Alston, Jr.,Shizz	g	5-12	4-10	4-5	0 0 0	2 18	5 4 0 1	37						
15	Pierre-Louis,Nate	g	3-12	0-3	5-7	1 5 6	3 11	2 1 0 1	35						
00	Moore II,Alani		0-1	0-1	0-0	0 0 0	2 0	1 0 0 0	16						
04	Moorman II,J.P.		8-11	3-5	1-1	1 3 4	4 20	0 0 0 0	29						
21	Hamilton,Justyn		0-1	0-0	0-0	0 1 1	3 0	0 0 0 0	10						
23	Moore,Damion		0-0	0-0	0-0	0 1 1	1 0	0 0 0 0	3						
Team						0 2 2									
Totals			20-48	9-24	19-31	3 19 22	25 68	10 8 0 4	200						
FG % 1st Half: 11-26		42.3%	2nd half: 9-22		40.9%	Game: 20-48		41.7%	Deadball						
3FG % 1st Half: 7-16		43.8%	2nd half: 2-8		25.0%	Game: 9-24		37.5%	Rebounds						
FT % 1st Half: 6-10		60.0%	2nd half: 13-21		61.9%	Game: 19-31		61.3%	6,2						

Officials: Clarence Armstrong,Don Daily,Terry Oglesby
Technical fouls: Cincinnati-None. Temple-None.
Attendance: 6652

Score by periods	1st	2nd	Total
Cincinnati	25	47	72
Temple	35	33	68

Last FG - CIN 2nd-00:31, TU 2nd-00:02.
Largest lead - CIN by 7 2nd-01:37, TU by 14 1st-03:41.

Score tied - 1 time.
Lead changed - 1 time.

GAME 22 • FEB. 2, 2019
SMU (68) AT RV/RV CINCINNATI (73)
FIFTH THIRD ARENA (CINCINNATI, OHIO)

SMU 68 • 12-9, 4-5

##	Player	Total		3-Ptr		Rebounds			PF	TP	A	TO	Blk	Stl	Min
		FG-FGA	FG-FGA	FT-FTA	Off Def Tot	PF	TP	A TO Blk Stl							
01	Feron Hunt	f	4-7	1-2	2-4	1 6 7	0 11	0 2 1 1	33						
15	Isiaha Mike	f	6-11	3-5	2-3	1 5 6	4 17	0 2 1 1	35						
25	Ethan Charcois	f	2-9	1-6	1-2	2 3 5	2 6	5 2 0 0	38						
00	Jahmal McMurray	g	8-15	5-11	0-0	0 2 2	2 21	4 0 0 1	37						
33	Jimmy Whitt Jr.	g	6-16	0-2	0-0	3 3 6	4 12	2 3 1 0	40						
03	William Douglas		0-0	0-0	0-0	0 0 0	4 0	0 0 0 0	3						
05	Nat Dixon		0-2	0-2	1-2	1 0 1	1 1	1 0 0 0	14						
Team						2 3 5									
Totals			26-60	10-28	6-11	10 22 32	17 68	12 9 3 3	200						
FG % 1st Half: 13-29		44.8%	2nd half: 13-31		41.9%	Game: 26-60		43.3%	Deadball						
3FG % 1st Half: 4-12		33.3%	2nd half: 6-16		37.5%	Game: 10-28		35.7%	Rebounds						
FT % 1st Half: 5-9		55.6%	2nd half: 1-2		50.0%	Game: 6-11		54.5%	3						

Cincinnati 73 • 19-3, 8-1

##	Player	Total		3-Ptr		Rebounds			PF	TP	A	TO	Blk	Stl	Min
		FG-FGA	FG-FGA	FT-FTA	Off Def Tot	PF	TP	A TO Blk Stl							
13	SCOTT, Tre	f	1-1	0-0	0-0	3 0 3	3 2	2 1 0 0	27						
33	BROOKS, Nysier	c	3-6	0-0	4-8	1 4 5	3 10	1 2 0 0	24						
02	WILLIAMS, Keith	g	4-7	1-3	4-6	0 3 3	1 13	1 2 0 1	28						
03	JENIFER, Justin	g	2-5	0-2	0-0	0 1 1	0 4	3 1 0 0	24						
34	CUMBERLAND, Jarron	g	9-18	5-10	1-2	2 7 9	2 24	5 5 0 0	34						
00	JOHNSON, Logan		0-0	0-0	0-0	0 0 0	0 0	0 0 0 0	4						
05	MOORE, Trevor		3-6	3-6	0-0	1 0 1	0 9	1 0 0 0	17						
10	FREDERICKS, Rashawn		0-1	0-1	0-0	1 3 4	0 0	0 0 0 0	9						
15	BROOME, Cane		4-9	1-4	2-2	0 2 2	1 11	3 0 1 1	17						
22	NSOSEME, Eliel		0-1	0-0	0-0	1 4 5	0 0	0 0 0 0	16						
Team						1 1 2									
Totals			26-54	10-26	11-18	10 25 35	10 73	16 11 1 2	200						
FG % 1st Half: 16-30		53.3%	2nd half: 10-24		41.7%	Game: 26-54		48.1%	Deadball						
3FG % 1st Half: 8-17		47.1%	2nd half: 2-9		22.2%	Game: 10-26		38.5%	Rebounds						
FT % 1st Half: 2-2		100.0%	2nd half: 9-16		56.3%	Game: 11-18		61.1%	3,1						

Officials: Mike Nance,Olandis Poole,Gerry Pollard
Technical fouls: SMU-None. Cincinnati-None.
Attendance: 12256

Score by periods	1st	2nd	Total
SMU	35	33	68
Cincinnati	42	31	73

Last FG - SMU 2nd-00:33, CIN 2nd-00:42.
Largest lead - SMU by 4 1st-12:54, CIN by 12 1st-03:21.

Points	In	Off	2nd	Fast	Bench
SMU	Paint	T/O	Chance	Break	
CIN	20	7	7	8	1
	26	12	12	4	20

Score tied - 4 times.
Lead changed - 7 times.

GAME 23 • FEB. 7, 2019
25/23 CINCINNATI (69) AT MEMPHIS (64)
FEDEXFORUM (MEMPHIS, TENN.)

Cincinnati 69 • 20-3, 9-1

##	Player	Total		3-Ptr		Rebounds			PF	TP	A	TO	Blk	Stl	Min
		FG-FA	FG-FGA	FT-FTA	Off	Def	Tot								
13	SCOTT, Tre	f	4-9	2-5	3-7	3	6	9	1	13	3	0	0	1	34
33	BROOKS, Nysier	c	0-2	0-0	0-0	1	4	5	4	0	1	1	2	0	19
02	WILLIAMS, Keith	g	3-8	1-2	2-2	2	1	3	2	9	1	1	0	0	24
03	JENIFER, Justin	g	5-12	4-9	0-0	0	1	1	1	14	2	1	0	2	34
34	CUMBERLAND, Jarron	g	4-11	2-6	7-10	2	4	6	2	17	6	3	1	1	35
00	JOHNSON, Logan		3-3	0-0	0-0	2	2	4	1	6	2	2	0	0	14
05	MOORE, Trevor		1-2	1-2	0-0	0	0	0	1	3	1	0	0	0	12
10	FREDERICKS, Rashawn		1-6	0-2	0-2	4	2	6	2	2	0	1	0	2	17
15	BROOME, Cane		2-4	1-3	0-1	0	1	1	1	5	1	0	0	0	8
20	DIARRA, Mamoudou		0-1	0-0	0-0	0	2	2	0	0	0	0	0	0	3
Team						0	1	1				1			
Totals			23-58	11-29	12-22	14	24	38	15	69	17	10	3	6	200
FG % 1st Half: 9-28		32.1%	2nd half: 14-30		46.7%	Game: 23-58		39.7%	Deadball						
3FG % 1st Half: 8-17		47.1%	2nd half: 3-12		25.0%	Game: 11-29		37.9%	Rebounds						
FT % 1st Half: 3-7		42.9%	2nd half: 9-15		60.0%	Game: 12-22		54.5%	4						



2018-19 Cincinnati Basketball
Cincinnati Combined Team Statistics (as of Feb 07, 2019)
All games



RECORD:	OVERALL	HOME	AWAY	NEUTRAL
ALL GAMES	20-3	13-1	5-2	2-0
CONFERENCE	9-1	5-0	4-1	0-0
NON-CONFERENCE	11-2	8-1	1-1	2-0

#	Player	gp-gs	min	avg	Total		3-Point		F-Throw		Rebounds						a	to	blk	stl	pts	avg
					fg-fga	fg%	3fg-fga	3fg%	ft-fa	ft%	off	def	tot	avg	pf	dq						
34	CUMBERLAND, Jarron	23-23	721	31.3	134-314	.427	57-136	.419	103-135	.763	23	71	94	4.1	50	1	82	60	9	29	428	18.6
02	WILLIAMS, Keith	23-21	580	25.2	95-192	.495	18-51	.353	42-66	.636	32	41	73	3.2	56	1	22	31	19	26	250	10.9
13	SCOTT, Tre	23-23	675	29.3	84-165	.509	5-18	.278	45-67	.672	45	102	147	6.4	45	1	35	26	13	18	218	9.5
03	JENIFER, Justin	22-22	567	25.8	65-144	.451	40-89	.449	29-38	.763	1	35	36	1.6	31	0	73	15	0	16	199	9.0
33	BROOKS, Nysier	23-23	505	22.0	64-112	.571	0-0	.000	59-91	.648	49	82	131	5.7	73	2	12	23	35	8	187	8.1
15	BROOME, Cane	23-3	470	20.4	65-159	.409	11-57	.193	44-56	.786	8	32	40	1.7	23	0	60	30	1	18	185	8.0
10	FREDERICKS, Rasha	23-0	263	11.4	23-60	.383	7-29	.241	12-17	.706	22	27	49	2.1	19	0	8	12	3	9	65	2.8
05	MOORE, Trevor	22-0	270	12.3	22-61	.361	14-50	.280	3-3	1.000	8	25	33	1.5	23	0	14	7	1	13	61	2.8
00	JOHNSON, Logan	22-0	200	9.1	19-41	.463	2-10	.200	14-18	.778	14	22	36	1.6	19	0	20	17	7	10	54	2.5
20	DIARRA, Mamoudou	13-0	80	6.2	12-28	.429	1-2	.500	4-7	.571	6	20	26	2.0	11	0	3	0	4	2	29	2.2
22	NSOSEME, Eliel	22-0	297	13.5	14-36	.389	0-0	.000	9-24	.375	28	65	93	4.2	27	0	4	7	16	7	37	1.7
31	MARTIN, Sam	6-0	13	2.2	2-2	1.000	0-0	.000	1-1	1.000	0	0	0	0.0	2	0	3	0	0	0	5	0.8
32	KOZ, John	5-0	9	1.8	1-2	.500	0-0	.000	0-0	.000	0	2	2	0.4	0	0	0	1	0	0	2	0.4
Team											39	21	60		1		17					
Total.....		23	4650		600-1316	.456	155-442	.351	365-523	.698	275	545	820	35.7	380	5	336	246	108	156	1720	74.8
Opponents.....		23	4645		482-1187	.406	189-526	.359	265-406	.653	195	471	666	29.0	453	-	265	329	66	96	1418	61.7

TEAM STATISTICS	CIN	OPP
SCORING	1720	1418
Points per game	74.8	61.7
Scoring margin	+13.1	-
FIELD GOALS-ATT	600-1316	482-1187
Field goal pct	.456	.406
3 POINT FG-ATT	155-442	189-526
3-point FG pct	.351	.359
3-pt FG made per game	6.7	8.2
FREE THROWS-ATT	365-523	265-406
Free throw pct	.698	.653
F-Throws made per game	15.9	11.5
REBOUNDS	820	666
Rebounds per game	35.7	29.0
Rebounding margin	+6.7	-
ASSISTS	336	265
Assists per game	14.6	11.5
TURNOVERS	246	329
Turnovers per game	10.7	14.3
Turnover margin	+3.6	-
Assist/turnover ratio	1.4	0.8
STEALS	156	96
Steals per game	6.8	4.2
BLOCKS	108	66
Blocks per game	4.7	2.9
ATTENDANCE	152917	63041
Home games-Avg/Game	14-10923	7-8649
Neutral site-Avg/Game	-	2-1250

Date	Opponent		Score	Att.
11/07/18	OHIO ST.	L	56-64	12012
11/13/18	N.C. CENTRAL	w	73-51	10037
11/16/18	MILWAUKEE	w	74-63	10163
11/19/18	WESTERN MICH.	w	78-52	8998
11/23/18	vs George Mason	w	71-55	1250
11/24/18	vs Ole Miss	w	71-57	1250
11/27/18	ARK.-PINE BLUFF	w	105-49	8513
12/01/18	at UNLV	w	65-61	9572
12/04/18	NORTHERN KY.	w	78-65	11218
12/08/18	XAVIER	w	62-47	12513
12/15/18	at Mississippi State	L	59-70	9120
12/19/18	UCLA	w	93-64	12689
12/22/18	SOUTH CAROLINA ST.	w	77-56	11623
* 01/02/19	TULANE	w	93-61	10689
* 01/05/19	at ECU	L	71-73	4238
* 01/10/19	at Tulsa	Wot	70-65	4342
* 01/12/19	UConn	Wot	74-72	11375
* 01/15/19	SOUTH FLA.	w	82-74	10347
* 01/19/19	at Wichita St.	w	66-55	10254
* 01/24/19	TULSA	w	88-64	10484
* 01/27/19	at Temple	w	72-68	6652
* 02/02/19	SMU	w	73-68	12256
* 02/07/19	at Memphis	w	69-64	16363

* = Conference game

Score by Periods	1st	2nd	OT	Totals
Cincinnati	819	877	24	1720
Opponents	653	748	17	1418



2018-19 Cincinnati Basketball
Cincinnati Combined Team Statistics (as of Feb 07, 2019)
Conference games



RECORD:	OVERALL	HOME	AWAY	NEUTRAL
ALL GAMES	9-1	5-0	4-1	0-0
CONFERENCE	9-1	5-0	4-1	0-0
NON-CONFERENCE	0-0	0-0	0-0	0-0

#	Player	gp-gs	min	avg	Total		3-Point		F-Throw		Rebounds				pf	dq	a	to	blk	stl	pts	avg
					fg-fga	fg%	3fg-fga	3fg%	ft-fa	ft%	off	def	tot	avg								
34	CUMBERLAND, Jarron	10-10	358	35.8	64-152	.421	25-68	.368	64-86	.744	14	42	56	5.6	24	0	44	28	2	9	217	21.7
03	JENIFER, Justin	10-10	276	27.6	35-76	.461	23-50	.460	19-26	.731	1	22	23	2.3	11	0	20	9	0	8	112	11.2
02	WILLIAMS, Keith	10-9	274	27.4	40-81	.494	9-24	.375	19-26	.731	12	15	27	2.7	28	1	10	15	9	13	108	10.8
13	SCOTT, Tre	10-10	302	30.2	35-68	.515	3-10	.300	18-29	.621	21	44	65	6.5	20	0	16	10	3	8	91	9.1
15	BROOME, Cane	10-1	187	18.7	26-63	.413	6-28	.214	22-28	.786	3	15	18	1.8	11	0	27	10	1	8	80	8.0
33	BROOKS, Nysier	10-10	222	22.2	24-48	.500	0-0	.000	24-42	.571	24	32	56	5.6	31	0	6	10	18	3	72	7.2
05	MOORE, Trevor	10-0	118	11.8	11-29	.379	8-26	.308	0-0	.000	6	8	14	1.4	12	0	4	1	0	4	30	3.0
10	FREDERICKS, Rasha	10-0	91	9.1	6-20	.300	3-12	.250	0-2	.000	9	10	19	1.9	9	0	3	3	0	4	15	1.5
00	JOHNSON, Logan	9-0	62	6.9	5-13	.385	0-4	.000	3-4	.750	7	7	14	1.6	6	0	5	7	3	2	13	1.4
20	DIARRA, Mamoudou	7-0	31	4.4	4-11	.364	0-0	.000	0-0	.000	3	6	9	1.3	5	0	1	0	3	1	8	1.1
22	NSOSEME, Eliel	9-0	123	13.7	4-12	.333	0-0	.000	2-9	.222	7	24	31	3.4	10	0	2	1	8	4	10	1.1
32	KOZ, John	2-0	3	1.5	1-2	.500	0-0	.000	0-0	.000	0	1	1	0.5	0	0	0	0	0	0	2	1.0
31	MARTIN, Sam	2-0	3	1.5	0-0	.000	0-0	.000	0-0	.000	0	0	0	0.0	0	0	1	0	0	0	0	0.0
Team											11	10	21				11					
Total.....		10	2050		255-575	.443	77-222	.347	171-252	.679	118	236	354	35.4	167	1	139	105	47	64	758	75.8
Opponents.....		10	2050		227-527	.431	94-237	.397	116-176	.659	76	218	294	29.4	206	-	129	136	29	40	664	66.4

TEAM STATISTICS	CIN	OPP
SCORING	758	664
Points per game	75.8	66.4
Scoring margin	+9.4	-
FIELD GOALS-ATT	255-575	227-527
Field goal pct	.443	.431
3 POINT FG-ATT	77-222	94-237
3-point FG pct	.347	.397
3-pt FG made per game	7.7	9.4
FREE THROWS-ATT	171-252	116-176
Free throw pct	.679	.659
F-Throws made per game	17.1	11.6
REBOUNDS	354	294
Rebounds per game	35.4	29.4
Rebounding margin	+6.0	-
ASSISTS	139	129
Assists per game	13.9	12.9
TURNOVERS	105	136
Turnovers per game	10.5	13.6
Turnover margin	+3.1	-
Assist/turnover ratio	1.3	0.9
STEALS	64	40
Steals per game	6.4	4.0
BLOCKS	47	29
Blocks per game	4.7	2.9
ATTENDANCE	55151	41849
Home games-Avg/Game	5-11030	5-8370
Neutral site-Avg/Game	-	0-0

Date	Opponent		Score	Att.
* 01/02/19	TULANE	w	93-61	10689
* 01/05/19	at ECU	L	71-73	4238
* 01/10/19	at Tulsa	Wot	70-65	4342
* 01/12/19	UConn	Wot	74-72	11375
* 01/15/19	SOUTH FLA.	w	82-74	10347
* 01/19/19	at Wichita St.	w	66-55	10254
* 01/24/19	TULSA	w	88-64	10484
* 01/27/19	at Temple	w	72-68	6652
* 02/02/19	SMU	w	73-68	12256
* 02/07/19	at Memphis	w	69-64	16363

* = Conference game

Score by Periods	1st	2nd	OT	Totals
Cincinnati	342	392	24	758
Opponents	309	338	17	664



2018-19 Cincinnati Basketball
Cincinnati Team Game-by-Game Comparison (as of Feb 07, 2019)
All games



Opponent	1st	2nd	Score	Mar	Total FG	FG Pct	3-Pointers	3FG Pct	Free Throws	FT Pct	Rebounds	Assist	T/Over	Block	Steal	Fouls
OHIO ST.	18/27	38/37	56-64	(8)	17-62/20-47	.274/.426	6-26/8-20	.231/.400	16-21/16-22	.762/.727	39/33 +6	12/7	10/13	7/5	4/2	19/22
N.C. CENTRAL	34/19	39/32	73-51	+22	31-53/17-47	.585/.362	5-14/8-17	.357/.471	6-12/9-12	.500/.750	31/26 +5	19/12	13/15	8/1	8/4	13/18
MILWAUKEE	33/33	41/30	74-63	+11	29-58/25-56	.500/.446	4-19/9-23	.211/.391	12-20/4-7	.600/.571	37/25 +12	16/11	8/11	3/0	7/2	7/19
WESTERN MICH.	43/29	35/23	78-52	+26	30-64/15-45	.469/.333	5-13/6-20	.385/.300	13-17/16-31	.765/.516	42/27 +15	19/8	11/17	4/2	10/4	21/18
George Mason	32/23	39/32	71-55	+16	27-53/22-50	.509/.440	2-7/7-23	.286/.304	15-21/4-11	.714/.364	33/20 +13	7/12	13/16	3/3	9/8	14/19
Ole Miss	37/33	34/24	71-57	+14	20-50/19-51	.400/.373	6-14/3-21	.429/.143	25-35/16-17	.714/.941	33/27 +6	9/3	7/11	6/6	4/3	18/26
ARK.-PINE BLUFF	59/22	46/27	105-49	+56	41-64/16-50	.641/.320	11-19/4-21	.579/.190	12-18/13-17	.667/.765	31/29 +2	19/11	14/31	6/0	13/7	17/19
UNLV	33/24	32/37	65-61	+4	24-49/18-51	.490/.353	6-12/7-24	.500/.292	11-16/18-29	.688/.621	31/37 (6)	14/8	17/14	4/4	7/6	23/17
NORTHERN KY.	45/28	33/37	78-65	+13	24-52/24-60	.462/.400	4-13/11-25	.308/.440	26-33/6-15	.788/.400	39/31 +8	15/11	11/13	5/3	6/5	12/22
XAVIER	28/22	34/25	62-47	+15	24-59/18-51	.407/.353	5-18/5-25	.278/.200	9-13/6-9	.692/.667	36/30 +6	16/8	5/12	4/2	4/3	14/14
Mississippi State	32/37	27/33	59-70	(11)	19-51/22-48	.373/.458	3-14/12-23	.214/.522	18-24/14-23	.750/.609	30/34 (4)	9/16	13/13	5/5	6/5	21/18
UCLA	48/31	45/33	93-64	+29	33-63/21-52	.524/.404	12-21/9-26	.571/.346	15-20/13-18	.750/.722	38/25 +13	24/16	6/14	4/5	7/1	17/19
SOUTH CAROLINA ST.	35/16	42/40	77-56	+21	26-63/18-52	.413/.346	9-30/6-21	.300/.286	16-21/14-19	.762/.737	46/28 +18	18/13	13/13	2/1	7/6	17/16
TULANE	52/28	41/33	93-61	+32	32-67/21-57	.478/.368	10-21/9-22	.476/.409	19-23/10-14	.826/.714	36/30 +6	20/14	5/13	8/3	5/1	17/16
ECU	27/36	44/37	71-73	(2)	30-62/24-47	.484/.511	3-19/9-22	.158/.409	8-18/16-23	.444/.696	33/27 +6	11/11	15/12	7/4	6/7	21/16
Tulsa	28/26	30/32	70-65	+5	27-65/19-46	.415/.413	9-31/14-23	.290/.609	7-9/13-21	.778/.619	33/36 (3)	13/17	12/22	4/2	15/4	19/16
UCONN	33/32	29/30	74-72	+2	22-52/24-58	.423/.414	5-17/11-27	.294/.407	25-38/13-16	.658/.813	30/38 (8)	15/11	10/15	3/4	8/4	17/28
SOUTH FLA.	43/31	39/43	82-74	+8	23-51/23-49	.451/.469	7-18/6-18	.389/.333	29-32/22-26	.906/.846	23/27 (4)	14/13	11/21	9/2	12/4	19/26
Wichita St.	24/23	42/32	66-55	+11	18-46/21-52	.391/.404	5-14/8-21	.357/.381	25-35/5-7	.714/.714	36/24 +12	5/11	12/13	6/1	1/4	14/26
TULSA	39/28	49/36	88-64	+24	32-65/24-54	.492/.444	14-29/8-23	.483/.348	10-20/8-19	.500/.421	44/26 +18	20/15	9/10	3/2	4/4	15/15
Temple	25/35	47/33	72-68	+4	22-55/20-48	.400/.417	3-18/9-24	.167/.375	25-37/19-31	.676/.613	46/22 +24	8/10	10/8	3/0	5/4	20/25
SMU	42/35	31/33	73-68	+5	26-54/26-60	.481/.433	10-26/10-28	.385/.357	11-18/6-11	.611/.545	35/32 +3	16/12	11/9	1/3	2/3	10/17
Memphis	29/35	40/29	69-64	+5	23-58/25-56	.397/.446	11-29/10-29	.379/.345	12-22/4-8	.545/.500	38/32 +6	17/15	10/13	3/8	6/5	15/21

Note: Game totals are displayed in the format TEAM/OPPONENT for each category



2018-19 Cincinnati Basketball
Cincinnati Game-by-Game Highs (as of Feb 07, 2019)
All games



Opponent	Date	Score	Points	Rebounds	Assists	Steals	Blocked shots
OHIO ST.	11/07/18	56-64	22-CUMBERLAND, Ja	6-BROOKS, Nysier NSOSEME, Eliel SCOTT, Tre	5-JENIFER, Justin	1-JENIFER, Justin WILLIAMS, Keith CUMBERLAND, Jar MOORE, Trevor	2-BROOKS, Nysier SCOTT, Tre JOHNSON, Logan
N.C. CENTRAL	11/13/18	73-51	15-WILLIAMS, Keith	7-BROOKS, Nysier	6-JENIFER, Justin	2-JENIFER, Justin CUMBERLAND, Jar WILLIAMS, Keith	3-WILLIAMS, Keith
MILWAUKEE	11/16/18	74-63	17-BROOME, Cane	10-BROOKS, Nysier SCOTT, Tre	6-JOHNSON, Logan	3-BROOME, Cane	2-BROOKS, Nysier
WESTERN MICH.	11/19/18	78-52	27-CUMBERLAND, Ja	10-BROOKS, Nysier	6-CUMBERLAND, Ja	4-WILLIAMS, Keith	2-BROOKS, Nysier
vs George Mason	11/23/18	71-55	21-BROOME, Cane	8-SCOTT, Tre	3-JENIFER, Justin	3-CUMBERLAND, Ja	2-CUMBERLAND, Ja
vs Ole Miss	11/24/18	71-57	25-CUMBERLAND, Ja	9-SCOTT, Tre	4-BROOME, Cane	2-BROOME, Cane	2-CUMBERLAND, Ja SCOTT, Tre
ARK.-PINE BLUFF	11/27/18	105-49	13-JENIFER, Justin	7-SCOTT, Tre	6-CUMBERLAND, Ja	4-JOHNSON, Logan	2-FREDERICKS, Ras
at UNLV	12/01/18	65-61	15-WILLIAMS, Keith	8-NSOSEME, Eliel WILLIAMS, Keith	6-JENIFER, Justin	2-BROOKS, Nysier CUMBERLAND, Jar	2-BROOKS, Nysier NSOSEME, Eliel
NORTHERN KY.	12/04/18	78-65	22-SCOTT, Tre	10-SCOTT, Tre	5-CUMBERLAND, Ja	2-BROOME, Cane	3-BROOKS, Nysier
XAVIER	12/08/18	62-47	19-CUMBERLAND, Ja	10-SCOTT, Tre	9-JENIFER, Justin	2-CUMBERLAND, Ja	2-WILLIAMS, Keith
at Mississippi State	12/15/18	59-70	21-CUMBERLAND, Ja	8-BROOKS, Nysier	4-JENIFER, Justin	2-CUMBERLAND, Ja	2-WILLIAMS, Keith
UCLA	12/19/18	93-64	25-CUMBERLAND, Ja	6-BROOKS, Nysier	5-JENIFER, Justin	2-CUMBERLAND, Ja MOORE, Trevor	2-BROOKS, Nysier
SOUTH CAROLINA ST.	12/22/18	77-56	17-BROOKS, Nysier	8-BROOKS, Nysier	5-JENIFER, Justin	3-CUMBERLAND, Ja FREDERICKS, Ras	1-NSOSEME, Eliel CUMBERLAND, Jar
TULANE	01/02/19	93-61	22-CUMBERLAND, Ja	7-CUMBERLAND, Ja	5-CUMBERLAND, Ja JENIFER, Justin	3-WILLIAMS, Keith	3-WILLIAMS, Keith
at ECU	01/05/19	71-73	18-CUMBERLAND, Ja	9-SCOTT, Tre	4-CUMBERLAND, Ja	2-WILLIAMS, Keith	3-BROOKS, Nysier
at Tulsa	01/10/19	70-65	16-BROOME, Cane	9-SCOTT, Tre	6-BROOME, Cane	3-WILLIAMS, Keith BROOKS, Nysier MOORE, Trevor	3-BROOKS, Nysier
UCONN	01/12/19	74-72	22-CUMBERLAND, Ja	6-BROOKS, Nysier CUMBERLAND, Jar	7-CUMBERLAND, Ja	2-BROOME, Cane CUMBERLAND, Jar WILLIAMS, Keith	2-BROOKS, Nysier
SOUTH FLA.	01/15/19	82-74	34-CUMBERLAND, Ja	6-BROOKS, Nysier	5-BROOME, Cane	4-CUMBERLAND, Ja	4-NSOSEME, Eliel
at Wichita St.	01/19/19	66-55	18-CUMBERLAND, Ja	10-SCOTT, Tre BROOKS, Nysier	2-CUMBERLAND, Ja	1-CUMBERLAND, Ja	2-WILLIAMS, Keith BROOKS, Nysier
TULSA	01/24/19	88-64	23-CUMBERLAND, Ja	11-SCOTT, Tre	5-CUMBERLAND, Ja WILLIAMS, Keith	2-BROOME, Cane	2-BROOKS, Nysier
at Temple	01/27/19	72-68	25-CUMBERLAND, Ja	8-CUMBERLAND, Ja	3-CUMBERLAND, Ja BROOME, Cane	2-JOHNSON, Logan	1-NSOSEME, Eliel BROOKS, Nysier JOHNSON, Logan
SMU	02/02/19	73-68	24-CUMBERLAND, Ja	9-CUMBERLAND, Ja	5-CUMBERLAND, Ja	1-WILLIAMS, Keith BROOME, Cane	1-BROOME, Cane
at Memphis	02/07/19	69-64	17-CUMBERLAND, Ja	9-SCOTT, Tre	6-CUMBERLAND, Ja	2-JENIFER, Justin FREDERICKS, Ras	2-BROOKS, Nysier



2018-19 Cincinnati Basketball
Cincinnati Points-Rebounds-Assists (as of Feb 07, 2019)
All games



Opponent	Date	Score		00 JOHNSON,LO	02 WILLIAMS,K	03 JENIFER,JU	05 MOORE,TREV	10 FREDERICKS	13 SCOTT,TRE	15 BROOME,CAN
OHIO ST.	11/07/18	56-64	L	2-0-0	4-3-0	5-2-5	2-2-0	1-2-0	8-6-2	5-2-2
N.C. CENTRAL	11/13/18	73-51	w	8-4-2	15-4-3	10-0-6	3-0-1	3-0-1	12-3-2	0-0-0
MILWAUKEE	11/16/18	74-63	w	4-2-6	12-2-1	DNP	0-0-1	0-2-1	15-10-2	17-1-4
WESTERN MICH.	11/19/18	78-52	w	0-0-0	8-5-0	0-1-5	2-2-1	4-4-0	4-3-2	14-5-3
vs George Mason	11/23/18	71-55	w	0-1-0	6-3-0	4-1-3	0-1-0	11-0-0	14-8-1	21-1-2
vs Ole Miss	11/24/18	71-57	w	3-2-1	9-5-0	7-1-0	DNP	3-2-1	9-9-0	9-1-4
ARK.-PINE BLUFF	11/27/18	105-49	w	8-3-2	12-2-2	13-1-2	5-2-4	10-3-1	11-7-1	11-1-0
at UNLV	12/01/18	65-61	w	5-0-0	15-8-0	7-1-6	3-3-1	2-1-1	4-2-0	14-1-4
NORTHERN KY.	12/04/18	78-65	w	2-2-2	10-4-0	10-3-3	0-2-1	2-2-0	22-10-3	4-3-1
XAVIER	12/08/18	62-47	w	0-0-0	16-4-0	7-0-9	3-1-0	0-0-0	10-10-0	3-3-3
at Mississippi State	12/15/18	59-70	L	0-0-0	15-2-2	2-1-4	0-0-0	5-5-0	5-4-0	2-1-3
UCLA	12/19/18	93-64	w	7-1-0	19-3-4	11-0-5	3-3-0	3-4-0	7-5-4	2-2-3
SOUTH CAROLINA ST.	12/22/18	77-56	w	2-7-2	1-1-0	11-2-5	10-3-1	6-5-0	6-5-2	3-1-4
TULANE	01/02/19	93-61	w	0-1-0	10-0-2	18-4-5	0-0-0	9-3-0	7-3-1	17-2-3
at ECU	01/05/19	71-73	L	0-1-0	13-3-0	7-6-3	4-1-0	0-1-1	12-9-3	0-0-0
at Tulsa	01/10/19	70-65	w	1-1-0	14-4-0	2-0-1	9-3-0	0-2-0	12-9-1	16-2-6
UCONN	01/12/19	74-72	w	0-1-0	12-2-1	13-4-0	0-0-0	0-0-0	2-1-3	8-5-2
SOUTH FLA.	01/15/19	82-74	w	0-0-1	11-2-0	10-2-2	0-2-2	0-0-0	12-4-0	3-1-5
at Wichita St.	01/19/19	66-55	w	DNP	14-1-0	17-0-0	0-1-0	0-0-1	5-10-1	4-1-1
TULSA	01/24/19	88-64	w	2-3-1	3-4-5	18-2-4	3-1-0	4-3-1	13-11-1	10-1-3
at Temple	01/27/19	72-68	w	4-3-1	9-5-0	9-3-0	2-5-0	0-0-0	13-6-1	6-3-3
SMU	02/02/19	73-68	w	0-0-0	13-3-1	4-1-3	9-1-1	0-4-0	2-3-2	11-2-3
at Memphis	02/07/19	69-64	w	6-4-2	9-3-1	14-1-2	3-0-1	2-6-0	13-9-3	5-1-1

Opponent	Date	Score		20 DIARRA,MAM	22 NSOSEME,EL	31 MARTIN,SAM	32 KOZ,JOHN	33 BROOKS,NYS	34 CUMBERLAND
OHIO ST.	11/07/18	56-64	L	DNP	0-6-1	DNP	DNP	7-6-0	22-2-2
N.C. CENTRAL	11/13/18	73-51	w	2-2-0	5-4-0	DNP	DNP	5-7-1	10-2-3
MILWAUKEE	11/16/18	74-63	w	DNP	0-4-0	DNP	DNP	12-10-0	14-5-1
WESTERN MICH.	11/19/18	78-52	w	2-6-1	2-4-0	DNP	DNP	15-10-1	27-0-6
vs George Mason	11/23/18	71-55	w	DNP	1-4-0	DNP	0-0-0	3-3-0	11-6-1
vs Ole Miss	11/24/18	71-57	w	0-1-0	2-2-0	DNP	DNP	4-4-1	25-3-2
ARK.-PINE BLUFF	11/27/18	105-49	w	9-2-0	5-3-0	5-0-1	0-1-0	6-3-0	10-2-6
at UNLV	12/01/18	65-61	w	DNP	3-8-0	DNP	DNP	9-4-0	3-2-2
NORTHERN KY.	12/04/18	78-65	w	DNP	6-8-0	0-0-0	DNP	10-2-0	12-1-5
XAVIER	12/08/18	62-47	w	DNP	0-7-0	0-0-0	DNP	4-4-0	19-4-4
at Mississippi State	12/15/18	59-70	L	DNP	0-2-0	DNP	DNP	9-8-0	21-4-0
UCLA	12/19/18	93-64	w	0-1-1	2-5-1	0-0-1	0-0-0	14-6-3	25-5-2
SOUTH CAROLINA ST.	12/22/18	77-56	w	8-5-0	1-5-0	DNP	DNP	17-8-0	12-2-4
TULANE	01/02/19	93-61	w	4-6-1	4-6-1	0-0-1	2-0-0	0-2-1	22-7-5
at ECU	01/05/19	71-73	L	DNP	2-2-0	DNP	DNP	15-5-0	18-5-4
at Tulsa	01/10/19	70-65	w	0-0-0	0-3-0	DNP	DNP	2-4-1	14-2-4
UCONN	01/12/19	74-72	w	DNP	0-2-1	DNP	DNP	17-6-1	22-6-7
SOUTH FLA.	01/15/19	82-74	w	0-0-0	2-2-0	DNP	DNP	10-6-1	34-2-3
at Wichita St.	01/19/19	66-55	w	0-0-0	0-2-0	DNP	DNP	8-10-0	18-7-2
TULSA	01/24/19	88-64	w	4-1-0	0-2-0	0-0-0	0-1-0	8-7-0	23-4-5
at Temple	01/27/19	72-68	w	0-0-0	2-7-0	DNP	DNP	2-6-0	25-8-3
SMU	02/02/19	73-68	w	DNP	0-5-0	DNP	DNP	10-5-1	24-9-5
at Memphis	02/07/19	69-64	w	0-2-0	DNP	DNP	DNP	0-5-1	17-6-6



2018-19 Cincinnati Basketball
Cincinnati Season/Career Statistics (as of Feb 07, 2019)
All games



SEASON STATISTICS

CAREER STATISTICS

SUMMARY	gp-gs	min/g	fg%	3fg%	ft%	r/g	a/g	stl	blk	pts/g	gp-gs	min/g	fg%	3fg%	ft%	r/g	a/g	stl	blk	pts/g
CUMBERLAND, Jarron	23-23	31.3	.427	.419	.763	4.1	3.6	29	9	18.6	94-59	25.9	.435	.369	.703	3.4	2.5	100	31	12.1
WILLIAMS, Keith	23-21	25.2	.495	.353	.636	3.2	1.0	26	19	10.9	56-21	16.2	.456	.282	.602	2.0	0.6	41	24	6.3
SCOTT, Tre	23-23	29.3	.509	.278	.672	6.4	1.5	18	13	9.5	94-23	15.7	.517	.273	.610	3.9	0.9	50	35	4.6
JENIFER, Justin	22-22	25.8	.451	.449	.763	1.6	3.3	16	0	9.0	120-55	16.2	.403	.391	.729	1.1	2.2	63	0	4.5
BROOKS, Nysier	23-23	22.0	.571	.000	.648	5.7	0.5	8	35	8.1	91-25	12.4	.537	.000	.613	2.9	0.2	24	77	3.9
BROOME, Cane	23-3	20.4	.409	.193	.786	1.7	2.6	18	1	8.0	57-6	20.5	.440	.309	.744	1.6	2.7	49	3	7.9
FREDERICKS, Rashaw	23-0	11.4	.383	.241	.706	2.1	0.3	9	3	2.8	23-0	11.4	.383	.241	.706	2.1	0.3	9	3	2.8
MOORE, Trevor	22-0	12.3	.361	.280	1.000	1.5	0.6	13	1	2.8	57-0	12.1	.343	.303	.703	1.6	0.5	31	3	3.2
JOHNSON, Logan	22-0	9.1	.463	.200	.778	1.6	0.9	10	7	2.5	22-0	9.1	.463	.200	.778	1.6	0.9	10	7	2.5
DIARRA, Mamoudou	13-0	6.2	.429	.500	.571	2.0	0.2	2	4	2.2	20-0	6.3	.396	.500	.692	2.0	0.3	3	9	2.5
NSOSEME, Eliel	22-0	13.5	.389	.000	.375	4.2	0.2	7	16	1.7	51-0	9.1	.439	.000	.295	2.8	0.2	10	27	1.2
MARTIN, Sam	6-0	2.2	1.000	.000	1.000	0.0	0.5	0	0	0.8	16-0	2.0	.286	.000	1.000	0.1	0.3	0	0	0.4
KOZ, John	5-0	1.8	.500	.000	.000	0.4	0.0	0	0	0.4	19-0	1.5	.400	.000	.000	0.3	0.2	0	0	0.2

SCORING	fg-fga	fg%	3fg-fga	3fg%	ft-fta	ft%	pts	pts/g	fg-fga	fg%	3fg-fga	3fg%	ft-fta	ft%	pts	pts/g
CUMBERLAND, Jarron	134-314	.427	57-136	.419	103-135	.763	428	18.6	371-852	.435	155-420	.369	237-337	.703	1134	12.1
WILLIAMS, Keith	95-192	.495	18-51	.353	42-66	.636	250	10.9	135-296	.456	22-78	.282	59-98	.602	351	6.3
SCOTT, Tre	84-165	.509	5-18	.278	45-67	.672	218	9.5	170-329	.517	6-22	.273	89-146	.610	435	4.6
JENIFER, Justin	65-144	.451	40-89	.449	29-38	.763	199	9.0	173-429	.403	97-248	.391	94-129	.729	537	4.5
BROOKS, Nysier	64-112	.571	0-0	.000	59-91	.648	187	8.1	130-242	.537	0-0	.000	98-160	.613	358	3.9
BROOME, Cane	65-159	.409	11-57	.193	44-56	.786	185	8.0	160-364	.440	43-139	.309	90-121	.744	453	7.9
FREDERICKS, Rashaw	23-60	.383	7-29	.241	12-17	.706	65	2.8	23-60	.383	7-29	.241	12-17	.706	65	2.8
MOORE, Trevor	22-61	.361	14-50	.280	3-3	1.000	61	2.8	57-166	.343	40-132	.303	26-37	.703	180	3.2
JOHNSON, Logan	19-41	.463	2-10	.200	14-18	.778	54	2.5	19-41	.463	2-10	.200	14-18	.778	54	2.5
DIARRA, Mamoudou	12-28	.429	1-2	.500	4-7	.571	29	2.2	19-48	.396	2-4	.500	9-13	.692	49	2.5
NSOSEME, Eliel	14-36	.389	0-0	.000	9-24	.375	37	1.7	25-57	.439	0-0	.000	13-44	.295	63	1.2
MARTIN, Sam	2-2	1.000	0-0	.000	1-1	1.000	5	0.8	2-7	.286	0-2	.000	3-3	1.000	7	0.4
KOZ, John	1-2	.500	0-0	.000	0-0	.000	2	0.4	2-5	.400	0-2	.000	0-0	.000	4	0.2

TOTALS	o-reb	d-reb	t-reb	pf	fo	ast	to	a/to	o-reb	d-reb	t-reb	pf	fo	ast	to	a/to
CUMBERLAND, Jarron	23	71	94	50	1	82	60	1.4	104	217	321	189	2	237	159	1.5
WILLIAMS, Keith	32	41	73	56	1	22	31	0.7	47	66	113	79	1	36	58	0.6
SCOTT, Tre	45	102	147	45	1	35	26	1.3	119	244	363	108	1	87	64	1.4
JENIFER, Justin	1	35	36	31	0	73	15	4.9	19	107	126	124	0	266	72	3.7
BROOKS, Nysier	49	82	131	73	2	12	23	0.5	101	164	265	182	3	22	64	0.3
BROOME, Cane	8	32	40	23	0	60	30	2.0	24	68	92	67	0	155	81	1.9
FREDERICKS, Rashaw	22	27	49	19	0	8	12	0.7	22	27	49	19	0	8	12	0.7
MOORE, Trevor	8	25	33	23	0	14	7	2.0	22	72	94	63	0	28	22	1.3
JOHNSON, Logan	14	22	36	19	0	20	17	1.2	14	22	36	19	0	20	17	1.2
DIARRA, Mamoudou	6	20	26	11	0	3	0	0.0	11	28	39	14	0	5	4	1.3
NSOSEME, Eliel	28	65	93	27	0	4	7	0.6	48	94	142	50	0	9	18	0.5
MARTIN, Sam	0	0	0	2	0	3	0	0.0	0	1	1	7	0	5	2	2.5
KOZ, John	0	2	2	0	0	0	1	0.0	1	5	6	0	0	3	2	1.5



2018-19 Cincinnati Basketball
Cincinnati Player High/Low Analysis (as of Feb 07, 2019)
All games



Cincinnati - INDIVIDUAL GAME HIGHS

Points	34		CUMBERLAND, Jarron vs South Fla. (01/15/19)
	27		CUMBERLAND, Jarron vs Western Mich. (11/19/18)
	25		CUMBERLAND, Jarron at Temple (01/27/19)
	25		CUMBERLAND, Jarron vs UCLA (12/19/18)
	25		CUMBERLAND, Jarron vs Ole Miss (11/24/18)
Field Goals Made	11		CUMBERLAND, Jarron vs Western Mich. (11/19/18)
	9		CUMBERLAND, Jarron vs SMU (02/02/19)
	9		CUMBERLAND, Jarron vs South Fla. (01/15/19)
	9		CUMBERLAND, Jarron vs UCLA (12/19/18)
Field Goal Att.	20		CUMBERLAND, Jarron vs South Fla. (01/15/19)
	19		CUMBERLAND, Jarron vs Western Mich. (11/19/18)
FG Pct (min 5 made)	1.000	(6-6)	SCOTT, Tre vs N.C. Central (11/13/18)
	1.000	(5-5)	BROOKS, Nysier vs Milwaukee (11/16/18)
3-Point FG Made	6		JENIFER, Justin vs Tulsa (01/24/19)
	5		CUMBERLAND, Jarron vs SMU (02/02/19)
	5		CUMBERLAND, Jarron vs Tulsa (01/24/19)
3-Point FG Att.	10		CUMBERLAND, Jarron vs SMU (02/02/19)
	10		CUMBERLAND, Jarron vs Tulsa (01/24/19)
	10		JENIFER, Justin vs Tulsa (01/24/19)
3-Pt FG Pct (min 2 made)	1.000	(2-2)	WILLIAMS, Keith vs South Fla. (01/15/19)
	1.000	(2-2)	JENIFER, Justin vs Northern Ky. (12/04/18)
	1.000	(2-2)	WILLIAMS, Keith at UNLV (12/01/18)
	1.000	(2-2)	FREDERICKS, Rashawn vs Ark.-Pine Bluff (11/27/18)
	1.000	(2-2)	WILLIAMS, Keith vs Ole Miss (11/24/18)
Free Throws Made	14		CUMBERLAND, Jarron vs South Fla. (01/15/19)
	13		CUMBERLAND, Jarron vs Ole Miss (11/24/18)
Free Throw Att.	17		CUMBERLAND, Jarron at Temple (01/27/19)
	16		CUMBERLAND, Jarron vs South Fla. (01/15/19)
FT Pct (min 3 made)	1.000	(5-5)	BROOME, Cane vs Tulane (01/02/19)
	1.000	(5-5)	CUMBERLAND, Jarron at Mississippi State (12/15/18)
	1.000	(5-5)	BROOKS, Nysier vs Western Mich. (11/19/18)
	1.000	(4-4)	WILLIAMS, Keith at Temple (01/27/19)
	1.000	(4-4)	BROOME, Cane at Wichita St. (01/19/19)
	1.000	(4-4)	JENIFER, Justin vs South Fla. (01/15/19)
	1.000	(4-4)	SCOTT, Tre vs South Fla. (01/15/19)
	1.000	(4-4)	FREDERICKS, Rashawn vs South Carolina St. (12/22/18)
	1.000	(4-4)	JENIFER, Justin vs Xavier (12/08/18)
	1.000	(3-3)	BROOME, Cane vs Tulsa (01/24/19)
	1.000	(3-3)	FREDERICKS, Rashawn at Mississippi State (12/15/18)
	1.000	(3-3)	BROOME, Cane vs Western Mich. (11/19/18)
Rebounds	11		SCOTT, Tre vs Tulsa (01/24/19)
	10		BROOKS, Nysier at Wichita St. (01/19/19)
	10		SCOTT, Tre at Wichita St. (01/19/19)
	10		SCOTT, Tre vs Xavier (12/08/18)
	10		SCOTT, Tre vs Northern Ky. (12/04/18)
	10		BROOKS, Nysier vs Western Mich. (11/19/18)
	10		BROOKS, Nysier vs Milwaukee (11/16/18)
	10		SCOTT, Tre vs Milwaukee (11/16/18)
Assists	9		JENIFER, Justin vs Xavier (12/08/18)
	7		CUMBERLAND, Jarron vs UConn (01/12/19)
Steals	4		CUMBERLAND, Jarron vs South Fla. (01/15/19)
	4		JOHNSON, Logan vs Ark.-Pine Bluff (11/27/18)
	4		WILLIAMS, Keith vs Western Mich. (11/19/18)

Blocked Shots	4	NSOSEME, Eliel vs South Fla. (01/15/19)
	3	BROOKS, Nysier at Tulsa (01/10/19)
	3	BROOKS, Nysier at ECU (01/05/19)
	3	WILLIAMS, Keith vs Tulane (01/02/19)
	3	BROOKS, Nysier vs Northern Ky. (12/04/18)
	3	WILLIAMS, Keith vs N.C. Central (11/13/18)
Turnovers	5	CUMBERLAND, Jarron vs SMU (02/02/19)
	5	CUMBERLAND, Jarron at Mississippi State (12/15/18)
Fouls	5	WILLIAMS, Keith at Tulsa (01/10/19)
	5	BROOKS, Nysier at Mississippi State (12/15/18)
	5	SCOTT, Tre at UNLV (12/01/18)
	5	CUMBERLAND, Jarron at UNLV (12/01/18)
	5	BROOKS, Nysier vs Ohio St. (11/07/18)



2018-19 Cincinnati Basketball
Cincinnati Opponent High/Low Analysis (as of Feb 07, 2019)
All games



OPPONENT INDIVIDUAL GAME HIGHS

Points	26	Jeremiah Martin at Memphis (02/07/19)
	26	Laquincy Rideau vs South Fla. (01/15/19)
	24	Shuler,D. vs Ole Miss (11/24/18)
	23	Michael Flowers vs Western Mich. (11/19/18)
	22	Amauri Hardy at UNLV (12/01/18)
Field Goals Made	9	Jeremiah Martin at Memphis (02/07/19)
	9	Laquincy Rideau vs South Fla. (01/15/19)
	9	Shuler,D. vs Ole Miss (11/24/18)
Field Goal Att.	19	Jeremiah Martin at Memphis (02/07/19)
	17	Laquincy Rideau vs South Fla. (01/15/19)
	17	Caleb Daniels vs Tulane (01/02/19)
FG Pct (min 5 made)	.833 (5-6)	LEDAY, Seth at ECU (01/05/19)
	.727 (8-11)	Moorman II,J.P. at Temple (01/27/19)
3-Point FG Made	8	Jeremiah Martin at Memphis (02/07/19)
	5	Jahmal McMurray vs SMU (02/02/19)
	5	Kris Wilkes vs UCLA (12/19/18)
	5	Randy Miller Jr. vs N.C. Central (11/13/18)
3-Point FG Att.	14	Jeremiah Martin at Memphis (02/07/19)
	11	Jahmal McMurray vs SMU (02/02/19)
3-Pt FG Pct (min 2 made)	1.000 (4-4)	Carson Warren-Newsom vs Milwaukee (11/16/18)
	1.000 (3-3)	JEFFRIES, DaQuan at Tulsa (01/10/19)
	1.000 (3-3)	SCOTT, Curran at Tulsa (01/10/19)
	1.000 (3-3)	Q Weatherspoon at Mississippi State (12/15/18)
	1.000 (2-2)	Andre Wesson vs Ohio St. (11/07/18)
Free Throws Made	7	GARDNER, Jayden at ECU (01/05/19)
	7	Amauri Hardy at UNLV (12/01/18)
Free Throw Att.	14	Seth Dugan vs Western Mich. (11/19/18)
	12	Rose,Quinton at Temple (01/27/19)
FT Pct (min 3 made)	1.000 (6-6)	Alexis Yetna vs South Fla. (01/15/19)
	1.000 (6-6)	Laquincy Rideau vs South Fla. (01/15/19)
	1.000 (6-6)	Tyree,B. vs Ole Miss (11/24/18)
	1.000 (4-4)	Janai Raynor Powell vs South Carolina St. (12/22/18)
	1.000 (4-4)	Ian Kinard vs South Carolina St. (12/22/18)
	1.000 (4-4)	Terrance Banyard vs Ark.-Pine Bluff (11/27/18)
	1.000 (4-4)	Shuler,D. vs Ole Miss (11/24/18)
	1.000 (4-4)	Rashann London vs N.C. Central (11/13/18)
	1.000 (3-3)	McDUFFIE, Markis at Wichita St. (01/19/19)
	1.000 (3-3)	Jalen Adams vs UConn (01/12/19)
Rebounds	12	GARDNER, Jayden at ECU (01/05/19)
	12	Raasean Davis vs N.C. Central (11/13/18)
Assists	12	Jaylen Hands vs UCLA (12/19/18)
	9	Lamar Peters at Mississippi State (12/15/18)
Steals	4	Livingston,O. vs George Mason (11/23/18)
	3	Noah Robotham at UNLV (12/01/18)
	3	Kier,J. vs George Mason (11/23/18)
Blocked Shots	3	Kyvon Davenport at Memphis (02/07/19)
	3	Moses Brown vs UCLA (12/19/18)
	3	Aric Holman at Mississippi State (12/15/18)
Turnovers	7	Shaun Doss vs Ark.-Pine Bluff (11/27/18)
	6	Shakwon Barrett vs Tulane (01/02/19)
	6	Cameron Posey vs Ark.-Pine Bluff (11/27/18)
Fouls	5	Kyvon Davenport at Memphis (02/07/19)
	5	DENNIS, Dexter at Wichita St. (01/19/19)



2018-19 Cincinnati Basketball
Cincinnati Team High/Low Analysis (as of Feb 07, 2019)
All games



Cincinnati - TEAM GAME HIGHS

POINTS	105	ARK.-PINE BLUFF (11/27/18)
	93	TULANE (01/02/19)
	93	UCLA (12/19/18)
	88	TULSA (01/24/19)
	82	SOUTH FLA. (01/15/19)
FIELD GOALS MADE	41	ARK.-PINE BLUFF (11/27/18)
	33	UCLA (12/19/18)
FIELD GOAL ATTEMPTS	67	TULANE (01/02/19)
	65	TULSA (01/24/19)
	65	at Tulsa (01/10/19)
FIELD GOAL PERCENTAGE	.641 (41-64)	ARK.-PINE BLUFF (11/27/18)
	.585 (31-53)	N.C. CENTRAL (11/13/18)
3 PT FIELD GOALS MADE	14	TULSA (01/24/19)
	12	UCLA (12/19/18)
3 PT FG ATTEMPTS	31	at Tulsa (01/10/19)
	30	SOUTH CAROLINA ST. (12/22/18)
3 PT FG PERCENTAGE	.579 (11-19)	ARK.-PINE BLUFF (11/27/18)
	.571 (12-21)	UCLA (12/19/18)
FREE THROWS MADE	29	SOUTH FLA. (01/15/19)
	26	NORTHERN KY. (12/04/18)
FREE THROW ATTEMPTS	38	UCONN (01/12/19)
	37	at Temple (01/27/19)
FREE THROW PERCENTAGE	.906 (29-32)	SOUTH FLA. (01/15/19)
	.826 (19-23)	TULANE (01/02/19)
REBOUNDS	46	at Temple (01/27/19)
	46	SOUTH CAROLINA ST. (12/22/18)
ASSISTS	24	UCLA (12/19/18)
	20	TULSA (01/24/19)
	20	TULANE (01/02/19)
STEALS	15	at Tulsa (01/10/19)
	13	ARK.-PINE BLUFF (11/27/18)
BLOCKED SHOTS	9	SOUTH FLA. (01/15/19)
	8	TULANE (01/02/19)
	8	N.C. CENTRAL (11/13/18)
TURNOVERS	17	at UNLV (12/01/18)
	15	at ECU (01/05/19)
FOULS	23	at UNLV (12/01/18)
	21	at ECU (01/05/19)
	21	at Mississippi State (12/15/18)
	21	WESTERN MICH. (11/19/18)



2018-19 Cincinnati Basketball
Cincinnati High/Low Analysis (as of Feb 07, 2019)
All games



Opponent - GAME HIGHS

POINTS	74	SOUTH FLA. (01/15/19)
	73	at ECU (01/05/19)
	72	UCONN (01/12/19)
	70	at Mississippi State (12/15/18)
	68	SMU (02/02/19)
	68	at Temple (01/27/19)
FIELD GOALS MADE	26	SMU (02/02/19)
	25	at Memphis (02/07/19)
	25	MILWAUKEE (11/16/18)
FIELD GOAL ATTEMPTS	60	SMU (02/02/19)
	60	NORTHERN KY. (12/04/18)
FIELD GOAL PERCENTAGE	.511 (24-47)	at ECU (01/05/19)
	.469 (23-49)	SOUTH FLA. (01/15/19)
3 PT FIELD GOALS MADE	14	at Tulsa (01/10/19)
	12	at Mississippi State (12/15/18)
3 PT FG ATTEMPTS	29	at Memphis (02/07/19)
	28	SMU (02/02/19)
3 PT FG PERCENTAGE	.609 (14-23)	at Tulsa (01/10/19)
	.522 (12-23)	at Mississippi State (12/15/18)
FREE THROWS MADE	22	SOUTH FLA. (01/15/19)
	19	at Temple (01/27/19)
FREE THROW ATTEMPTS	31	at Temple (01/27/19)
	31	WESTERN MICH. (11/19/18)
FREE THROW PERCENTAGE	.941 (16-17)	vs Ole Miss (11/24/18)
	.846 (22-26)	SOUTH FLA. (01/15/19)
REBOUNDS	38	UCONN (01/12/19)
	37	at UNLV (12/01/18)
ASSISTS	17	at Tulsa (01/10/19)
	16	UCLA (12/19/18)
	16	at Mississippi State (12/15/18)
STEALS	8	vs George Mason (11/23/18)
	7	at ECU (01/05/19)
	7	ARK.-PINE BLUFF (11/27/18)
BLOCKED SHOTS	8	at Memphis (02/07/19)
	6	vs Ole Miss (11/24/18)
TURNOVERS	31	ARK.-PINE BLUFF (11/27/18)
	22	at Tulsa (01/10/19)
FOULS	28	UCONN (01/12/19)
	26	at Wichita St. (01/19/19)
	26	SOUTH FLA. (01/15/19)
	26	vs Ole Miss (11/24/18)



2018-19 Cincinnati Basketball
Cincinnati High/Low Analysis (as of Feb 07, 2019)
All games



Cincinnati - GAME LOWS

POINTS	56	OHIO ST. (11/07/18)
	59	at Mississippi State (12/15/18)
	62	XAVIER (12/08/18)
	65	at UNLV (12/01/18)
	66	at Wichita St. (01/19/19)
FIELD GOALS MADE	17	OHIO ST. (11/07/18)
	18	at Wichita St. (01/19/19)
FIELD GOAL ATTEMPTS	46	at Wichita St. (01/19/19)
	49	at UNLV (12/01/18)
FIELD GOAL PERCENTAGE	.274 (17-62)	OHIO ST. (11/07/18)
	.373 (19-51)	at Mississippi State (12/15/18)
3 PT FIELD GOALS MADE	2	vs George Mason (11/23/18)
	3	at Mississippi State (12/15/18)
	3	at ECU (01/05/19)
	3	at Temple (01/27/19)
3 PT FG ATTEMPTS	7	vs George Mason (11/23/18)
	12	at UNLV (12/01/18)
3 PT FG PERCENTAGE	.158 (3-19)	at ECU (01/05/19)
	.167 (3-18)	at Temple (01/27/19)
FREE THROWS MADE	6	N.C. CENTRAL (11/13/18)
	7	at Tulsa (01/10/19)
FREE THROW ATTEMPTS	9	at Tulsa (01/10/19)
	12	N.C. CENTRAL (11/13/18)
FREE THROW PERCENTAGE	.444 (8-18)	at ECU (01/05/19)
	.500 (6-12)	N.C. CENTRAL (11/13/18)
	.500 (10-20)	TULSA (01/24/19)
REBOUNDS	23	SOUTH FLA. (01/15/19)
	30	at Mississippi State (12/15/18)
	30	UCONN (01/12/19)
ASSISTS	5	at Wichita St. (01/19/19)
	7	vs George Mason (11/23/18)
STEALS	1	at Wichita St. (01/19/19)
	2	SMU (02/02/19)
BLOCKED SHOTS	1	SMU (02/02/19)
	2	SOUTH CAROLINA ST. (12/22/18)
TURNOVERS	5	XAVIER (12/08/18)
	5	TULANE (01/02/19)
FOULS	7	MILWAUKEE (11/16/18)
	10	SMU (02/02/19)



2018-19 Cincinnati Basketball
Cincinnati High/Low Analysis (as of Feb 07, 2019)
All games



Opponent - GAME LOWS

POINTS	47	XAVIER (12/08/18)
	49	ARK.-PINE BLUFF (11/27/18)
	51	N.C. CENTRAL (11/13/18)
	52	WESTERN MICH. (11/19/18)
	55	vs George Mason (11/23/18)
	55	at Wichita St. (01/19/19)
FIELD GOALS MADE	15	WESTERN MICH. (11/19/18)
	16	ARK.-PINE BLUFF (11/27/18)
FIELD GOAL ATTEMPTS	45	WESTERN MICH. (11/19/18)
	46	at Tulsa (01/10/19)
FIELD GOAL PERCENTAGE	.320 (16-50)	ARK.-PINE BLUFF (11/27/18)
	.333 (15-45)	WESTERN MICH. (11/19/18)
3 PT FIELD GOALS MADE	3	vs Ole Miss (11/24/18)
	4	ARK.-PINE BLUFF (11/27/18)
3 PT FG ATTEMPTS	17	N.C. CENTRAL (11/13/18)
	18	SOUTH FLA. (01/15/19)
3 PT FG PERCENTAGE	.143 (3-21)	vs Ole Miss (11/24/18)
	.190 (4-21)	ARK.-PINE BLUFF (11/27/18)
FREE THROWS MADE	4	MILWAUKEE (11/16/18)
	4	vs George Mason (11/23/18)
	4	at Memphis (02/07/19)
FREE THROW ATTEMPTS	7	MILWAUKEE (11/16/18)
	7	at Wichita St. (01/19/19)
FREE THROW PERCENTAGE	.364 (4-11)	vs George Mason (11/23/18)
	.400 (6-15)	NORTHERN KY. (12/04/18)
REBOUNDS	20	vs George Mason (11/23/18)
	22	at Temple (01/27/19)
ASSISTS	3	vs Ole Miss (11/24/18)
	7	OHIO ST. (11/07/18)
STEALS	1	UCLA (12/19/18)
	1	TULANE (01/02/19)
BLOCKED SHOTS	0	MILWAUKEE (11/16/18)
	0	ARK.-PINE BLUFF (11/27/18)
	0	at Temple (01/27/19)
TURNOVERS	8	at Temple (01/27/19)
	9	SMU (02/02/19)
FOULS	14	XAVIER (12/08/18)
	15	TULSA (01/24/19)



Official Basketball Box Score -- Game Totals -- Final Statistics

Houston vs Cincinnati

01/31/18 7:00 PM at BB&T Arena (Highland Heights, Ky.)



Houston 70 • 16-5, 6-3

##	Player		Total	3-Ptr	FT-FTA	Rebounds			PF	TP	A	TO	Blk	Stl	Min
			FG-FGA	FG-FGA		Off	Def	Tot							
15	DAVIS, Devin	f	7-11	0-1	1-5	3	6	9	2	15	3	1	1	1	36
24	BRADY, Breanon	f	1-2	0-0	0-0	0	1	1	5	2	0	2	0	0	6
05	DAVIS Jr., Corey	g	6-12	5-7	1-2	2	4	6	2	18	4	1	0	0	35
25	ROBINSON, Jr., Galen	g	1-4	0-2	0-0	0	1	1	0	2	4	0	0	2	19
32	GRAY, Rob	g	4-15	1-6	0-0	4	2	6	1	9	6	2	0	1	37
01	HARRIS Jr., Chris		0-0	0-0	0-2	0	0	0	1	0	0	1	1	0	5
03	BROOKS, Armoni		4-10	4-9	0-0	1	0	1	3	12	0	0	0	1	24
12	VANBECK, Wes		0-0	0-0	0-0	0	1	1	1	0	0	0	0	0	7
13	ZANNA, Nura		1-4	0-0	0-0	1	0	1	4	2	0	1	0	0	8
35	WHITE Jr., Fabian		4-8	0-0	2-2	1	1	2	5	10	0	0	1	1	23
Team						3	1	4							
Totals			28-66	10-25	4-11	15	17	32	24	70	17	8	3	6	200

FG % 1st Half: 16-32 50.0% 2nd half: 12-34 35.3% Game: 28-66 42.4%
 3FG % 1st Half: 5-10 50.0% 2nd half: 5-15 33.3% Game: 10-25 40.0%
 FT % 1st Half: 3-5 60.0% 2nd half: 1-6 16.7% Game: 4-11 36.4%

Deadball
Rebounds
1,5

Cincinnati 80 • 20-2, 9-0

##	Player		Total	3-Ptr	Rebounds					PF	TP	A	TO	Blk	Stl	Min
			FG-FGA	FG-FGA	FT-FTA	Off	Def	Tot								
11	CLARK, Gary	f	5-8	2-3	2-4	2	8	10	4	14	2	0	3	1	30	
24	WASHINGTON, Kyle	f	6-8	3-4	4-6	0	5	5	2	19	0	0	3	0	26	
01	EVANS, Jacob	g	6-16	2-5	4-4	3	4	7	2	18	5	2	0	2	40	
03	JENIFER, Justin	g	1-2	1-2	0-0	1	3	4	0	3	2	1	0	0	18	
34	CUMBERLAND, Jarron	g	4-10	0-2	7-10	2	2	4	3	15	4	4	1	1	31	
02	WILLIAMS, Keith		0-0	0-0	0-0	0	0	0	0	0	0	0	0	0	1	
05	MOORE, Trevor		0-2	0-1	1-2	1	0	1	1	1	0	0	0	0	7	
13	SCOTT, Tre		0-2	0-0	0-1	2	2	4	1	0	0	0	0	0	13	
15	BROOME, Cane		2-5	0-2	0-0	1	1	2	0	4	1	2	0	0	21	
33	BROOKS, Nysier		3-3	0-0	0-0	0	0	0	2	6	0	0	1	1	13	
Team						0	2	2								
Totals			27-56	8-19	18-27	12	27	39	15	80	14	9	8	5	200	

FG % 1st Half: 12-26 46.2% 2nd half: 15-30 50.0% Game: 27-56 48.2%
 3FG % 1st Half: 4-8 50.0% 2nd half: 4-11 36.4% Game: 8-19 42.1%
 FT % 1st Half: 9-11 81.8% 2nd half: 9-16 56.3% Game: 18-27 66.7%

Deadball
Rebounds
4,2

Officials: Terry Oglesby, Terry Wymer, Clarence Armstrong

Technical fouls: Houston-None. Cincinnati-None.

Attendance: 8885

Score by periods	1st	2nd	Total
Houston	40	30	70
Cincinnati	37	43	80

	In Paint	Off T/O	2nd Chance	Fast Break	Bench
Points HOU	22	14	16	4	24
CIN	30	8	17	9	11

Last FG - HOU 2nd-00:12, CIN 2nd-00:18.
 Largest lead - HOU by 18 1st-07:24, CIN by 13 2nd-03:41.

Score tied - 7 times.
 Lead changed - 7 times.



Official Basketball Box Score -- Game Totals -- Final Statistics
Cincinnati vs Houston
2/15/18 6:05 p.m. at H&PE Arena (Houston)



Cincinnati 62 • 23-3, 12-1 AAC

##	Player		Total		3-Ptr	Rebounds			PF	TP	A	TO	Blk	Stl	Min
			FG-FGA	FG-FGA	FT-FTA	Off	Def	Tot							
01	EVANS, Jacob	f	3-9	1-4	9-12	3	2	5	2	16	2	3	1	2	40
11	CLARK, Gary	f	4-10	0-1	5-8	1	6	7	4	13	2	3	0	1	39
24	WASHINGTON, Kyle	c	4-9	0-1	2-3	1	3	4	2	10	0	4	1	0	28
03	JENIFER, Justin	g	2-4	1-2	2-2	1	0	1	2	7	1	0	0	0	27
34	CUMBERLAND, Jarron	g	3-9	2-6	6-7	3	1	4	2	14	1	1	0	1	37
05	MOORE, Trevor		0-1	0-1	0-0	0	1	1	0	0	0	0	0	0	10
13	SCOTT, Tre		1-1	0-0	0-0	0	0	0	0	2	0	1	0	0	6
15	BROOME, Cane		0-0	0-0	0-0	0	0	0	2	0	1	0	0	0	6
22	NSOSEME, Eliel		0-0	0-0	0-0	0	0	0	0	0	0	0	0	0	2
33	BROOKS, Nysier		0-1	0-0	0-0	0	5	5	2	0	0	1	1	0	5
Team						0	0	0							
Totals			17-44	4-15	24-32	9	18	27	16	62	7	13	3	4	200

FG % 1st Half: 11-25 44.0% 2nd half: 6-19 31.6% Game: 17-44 38.6%
 3FG % 1st Half: 3-8 37.5% 2nd half: 1-7 14.3% Game: 4-15 26.7%
 FT % 1st Half: 2-3 66.7% 2nd half: 22-29 75.9% Game: 24-32 75.0%

Deadball
Rebounds
1

Houston 67 • 20-5, 10-3 AAC

##	Player		Total		3-Ptr	Rebounds			PF	TP	A	TO	Blk	Stl	Min
			FG-FGA	FG-FGA	FT-FTA	Off	Def	Tot							
15	DAVIS, Devin	f	7-13	0-0	2-2	4	6	10	3	16	1	2	1	1	34
24	BRADY, Breanon	f	2-2	0-0	0-3	0	4	4	3	4	0	2	0	0	14
05	DAVIS Jr., Corey	g	6-9	4-5	0-0	1	3	4	5	16	0	0	0	3	33
25	ROBINSON, Jr., Galen	g	1-3	0-0	0-0	0	2	2	1	2	6	3	0	1	26
32	GRAY, Rob	g	3-13	1-7	6-6	1	0	1	2	13	4	4	0	1	29
03	BROOKS, Armoni		4-7	2-4	2-3	0	3	3	2	12	1	0	2	0	28
12	VANBECK, Wes		0-1	0-1	0-0	0	1	1	0	0	0	0	0	1	4
13	ZANNA, Nura		1-1	0-0	0-2	5	3	8	5	2	0	1	0	0	19
35	WHITE Jr., Fabian		0-1	0-0	2-2	0	2	2	3	2	0	2	1	0	13
Team						0	1	1				1			
Totals			24-50	7-17	12-18	11	25	36	24	67	12	15	4	7	200

FG % 1st Half: 10-24 41.7% 2nd half: 14-26 53.8% Game: 24-50 48.0%
 3FG % 1st Half: 2-6 33.3% 2nd half: 5-11 45.5% Game: 7-17 41.2%
 FT % 1st Half: 2-6 33.3% 2nd half: 10-12 83.3% Game: 12-18 66.7%

Deadball
Rebounds
3

Officials: Jamie Luckie (CC), Jeffrey Anderson (R1), Byron Jarrett (R)
 Technical fouls: Cincinnati-None. Houston-None.
 Attendance: 5363

Score by periods	1st	2nd	Total
Cincinnati	27	35	62
Houston	24	43	67

	In Paint	Off T/O	2nd Chance	Fast Break	Bench
Points CIN	22	22	10	0	2
HOU	26	10	17	4	16

Last FG - CIN 2nd-00:00, HOU 2nd-01:01.
 Largest lead - CIN by 13 1st-11:37, HOU by 8 2nd-00:04.

Score tied - 5 times.
 Lead changed - 4 times.



Official Basketball Box Score -- Game Totals -- Final Statistics
Houston vs Cincinnati
3-11-18 3:32 PM at Amway Center - Orlando, Fla.



Houston 55 • 25-7

##	Player		Total	3-Ptr	FT-FTA	Rebounds			PF	TP	A	TO	Blk	Stl	Min
			FG-FGA	FG-FGA		Off	Def	Tot							
15	DAVIS, Devin	f	6-11	0-0	1-2	0	5	5	4	13	0	2	1	0	24
24	BRADY, Breanon	f	0-1	0-0	0-0	1	0	1	2	0	1	1	0	1	12
05	DAVIS Jr., Corey	g	5-11	5-10	0-0	0	2	2	4	15	3	2	0	0	35
25	ROBINSON, Jr., Galen	g	1-5	0-0	4-4	1	3	4	1	6	5	1	0	5	29
32	GRAY, Rob	g	6-22	2-9	3-4	2	3	5	2	17	3	4	0	1	36
03	BROOKS, Armoni		0-4	0-4	0-0	2	2	4	1	0	0	0	0	0	20
13	ZANNA, Nura		1-1	0-0	0-0	2	4	6	3	2	0	0	0	1	28
35	WHITE Jr., Fabian		0-0	0-0	2-2	0	1	1	2	2	0	1	1	0	16
Team						1	0	1				1			
Totals			19-55	7-23	10-12	9	20	29	19	55	12	12	2	8	200

FG % 1st Half: 13-25 52.0% 2nd half: 6-30 20.0% Game: 19-55 34.5%
 3FG % 1st Half: 7-13 53.8% 2nd half: 0-10 0.0% Game: 7-23 30.4%
 FT % 1st Half: 4-4 100.0 2nd half: 6-8 75.0% Game: 10-12 83.3%

Deadball
Rebounds
4,1

Cincinnati 56 • 30-4

##	Player		Total	3-Ptr	Rebounds					PF	TP	A	TO	Blk	Stl	Min
			FG-FGA	FG-FGA	FT-FTA	Off	Def	Tot								
01	EVANS, Jacob	f	5-17	0-3	2-6	3	3	6	1	12	3	2	1	2	40-	
11	CLARK, Gary	f	5-8	2-5	8-11	2	10	12	3	20	2	1	1	0	33	
24	WASHINGTON, Kyle	f	4-6	2-3	0-0	2	3	5	0	10	0	1	1	0	25	
03	JENIFER, Justin	g	1-2	0-1	0-0	0	1	1	0	2	2	1	0	1	19	
34	CUMBERLAND, Jarron	g	3-5	0-1	2-2	0	1	1	4	8	1	4	0	0	31	
02	WILLIAMS, Keith		0-0	0-0	0-0	0	0	0	1	0	0	0	0	0	0+	
05	MOORE, Trevor		0-2	0-1	0-0	0	0	0	2	0	0	0	0	0	7	
13	SCOTT, Tre		0-2	0-0	0-0	0	1	1	2	0	0	0	1	0	16	
15	BROOME, Cane		2-3	0-0	0-0	0	2	2	0	4	0	2	0	1	23	
33	BROOKS, Nysier		0-1	0-0	0-0	0	1	1	0	0	0	0	1	0	6	
Team						2	2	4			2					
Totals			20-46	4-14	12-19	9	24	33	13	56	8	13	5	4	200	

FG % 1st Half: 14-28 50.0% 2nd half: 6-18 33.3% Game: 20-46 43.5%
 3FG % 1st Half: 2-6 33.3% 2nd half: 2-8 25.0% Game: 4-14 28.6%
 FT % 1st Half: 5-6 83.3% 2nd half: 7-13 53.8% Game: 12-19 63.2%

Deadball
Rebounds
3,1

Officials: Terry Oglesby, Ted Valentine, Don Daily
 Technical fouls: Houston-None. Cincinnati-None.
 Attendance: 8670
 AAC Championship Final

Score by periods	1st	2nd	Total
Houston	37	18	55
Cincinnati	35	21	56

	In Paint	Off T/O	2nd Chance	Fast Break	Bench
Points HOU	18	18	4	13	4
CIN	18	11	17	2	4

Last FG - HOU 2nd-01:14, CIN 2nd-00:58.
 Largest lead - HOU by 6 1st-01:35, CIN by 10 1st-15:37.

Score tied - 6 times.
 Lead changed - 7 times.