

# CINCINNATI

www.UCBearcats.com

2005-06 MEN'S BASKETBALL

Sports Communications  
One Edwards Center, Suite 1100  
Cincinnati, Ohio 45221-0021  
Phone/Fax: 513-556-5191/513-556-0619  
Men's Basketball Contacts:  
Brian Teter <brian.teter@uc.edu>  
Tom Hathaway <tom.hathaway@uc.edu>

## GAME FACTS

Game 23

### UC vs. West Virginia

Date: Saturday, Feb. 4, 2006

Time: 12:00 noon EST

Site: WVU Coliseum (14,000)  
Morgantown, West Virginia

#### Records:

Cincinnati: ..... 15-7, 4-4 BIG EAST  
West Virginia<sup>11/11</sup>: ..... 16-4, 7-0 BIG EAST

TV: ERT/WXIX-TV 19 (Don Criqui, Bob Valvano)

Radio: WLW-AM 700 (Dan Hoad, Chuck Machock)

## Schedule/Results

Date	Opponent	Rank	Score/
		TV AP/ESPN	Time
Nov. 3	Hillsdale (ex.)	W	99-71
Nov. 12	No. Kentucky (ex.)	W	96-60
Nov. 19	Murray State	WXIX	W-ot 79-75
Nov. 22	Illinois State	WXIX	W 76-59
Nov. 25	Holy Cross	W	77-55
Nov. 29	Dayton	WXIX	L 66-75
Dec. 3	Memphis	ESPN	9/9 L 81-91
Dec. 10	at Vanderbilt	WXIX	W 92-83
Dec. 14	Ohio	WXIX	W 86-58
Dec. 17	Tenn. Tech (1)	WBQC	W 105-62
Dec. 19	Ark.-Monticello (1)	WBQC	W 84-63
Dec. 22	vs. Dayton (2)	W	81-63
Dec. 23	vs. LSU (2)	W	75-72
Dec. 28	vs. Miami (Ohio) (3)	WXIX	W 75-65
Dec. 30	N. Car. A&T	WXIX	W 105-69
Jan. 4	DePaul*	WXIX	W 82-60
Jan. 7	at Marquette*	ERT/WXIX	W 70-66
Jan. 9	at Connecticut*	ESPN	4/4 L 59-70
Jan. 14	Syracuse*	WXIX	-/24 L 58-77
Jan. 19	at Xavier	ESPN	L-ot 71-73
Jan. 22	Rutgers*	WXIX	W 71-66
Jan. 25	at Louisville*	ESPN2	22/23 L 50-67
Jan. 28	at Georgetown*	ESPN2	21/- L 57-76
Jan. 31	USF*	WXIX	W 73-60
Feb. 4	at West Virginia*	ERT/WXIX	11/11 12:00
Feb. 6	Louisville*	ESPN2	7:00
Feb. 12	at Pittsburgh*	WXIX	9/9 2:00
Feb. 15	at Syracuse*	ESPN2	7:30
Feb. 17	Providence*	WXIX	8:00
Feb. 23	Villanova*	ESPN	4/4 9:00
Feb. 28	at Seton Hall*	WXIX	8:00
Mar. 4	West Virginia*	ESPN	11/11 12:00
Mar. 8-11	BIG EAST Tournament		
	Madison Square Garden, New York, N.Y.		
(1)	Las Vegas Holiday Classic, Cincinnati, Ohio		
(2)	Las Vegas Holiday Classic, Las Vegas, Nevada		
(3)	U.S. Bank Arena, Cincinnati, Ohio		
*BIG EAST Conference Games		All times EST	

## UC Takes On BIG EAST Leader West Virginia

**SETTING THE SCENE:** The University of Cincinnati faces BIG EAST Conference leader West Virginia on Saturday, Feb. 4 at the WVU Coliseum. The 12 noon EST contest will be televised regionally by ESPN Regional Television and aired in Cincinnati by WXIX-TV 19. The Bearcats, 15-7 overall, enter the contest with a 4-4 league ledger, having snapped a two-game losing streak with a 73-60 win over USF on Tuesday. West Virginia, 16-4 overall and ranked No. 11 in both polls, is a perfect 7-0 in the BIG EAST following Wednesday's 71-60 win over Notre Dame.

### STORY LINES:

- Saturday's contest will mark Cincinnati's first visit to WVU Coliseum in 27 years and only the second game in that span. The teams last met in the second round of the NCAA West Regional in Boise, Idaho in 1998 when WVU upset UC, 75-74.
- The Mountaineers are 10-1 in WVU Coliseum this season and have won 31 of their last 39 games in the building, where they have an all-time record of 389-118.
- Cincinnati and West Virginia are linked in terms of former coaches. Gale Catlett, who won more games than any other coach (439) at West Virginia, made his head coaching debut at Cincinnati, serving the Bearcats for six seasons before moving to WVU in 1978. Bob Huggins, who won more games (399) than any coach at Cincinnati, was a Mountaineer player and launched his coaching career as a graduate assistant at WVU.

### CINCINNATI PROBABLE STARTERS

				2005-06 Statistics
F	30	Cedric McGowan	6-6	Jr. Miami, Fla. .... 8.8 pts, 7.3 reb, 1.0 ast
F	14	Eric Hicks	6-6	Sr. Greensboro, N.C. .... 14.4 pts, 9.5 reb, 3.6 blk
F	23	Ronald Allen	6-9	Jr. Los Angeles, Calif. .... 3.0 pts, 1.8 reb, 0.2 blk
G	21	James White	6-7	Sr. Washington, D.C. .... 16.5 pts, 4.8 reb, 2.1 ast
G	13	Jihad Muhammad	5-11	Sr. Plainfield, N.J. .... 8.3 pts, 2.5 reb, 1.6 ast

### WEST VIRGINIA PROBABLE STARTERS

				2005-06 Statistics
F	21	Frank Young	6-5	Jr. Tallahassee, Fla. .... 8.4 pts, 3.4 reb, 2.1 ast
F	20	Mike Gansey	6-4	Sr. Olmsted Falls, Ohio .... 18.8 pts, 5.4 reb, 2.3 ast
C	34	Kevin Pittsnogle	6-11	Sr. Martinsburg, W.Va. .... 19.9 pts, 6.3 reb, 1.4 ast
G	5	Johannes Herber	6-6	Sr. Darmstadt, Germany .... 9.2 pts, 3.7 reb, 5.1 ast
G	1	J.D. Collins	5-11	Sr. Houston, Texas .... 4.3 pts, 1.7 reb, 3.7 ast

### THE COACHES

- Andy Kennedy (UAB '91)  
At Cincinnati: ..... 15-7, 1st year  
Overall: ..... 15-7, 1st year
- John Beilein (Wheeling Jesuit '75)  
At WVU: ..... 70-44, 4th year  
Overall: ..... 517-302, 28th year

### SERIES

Cincinnati leads, 6-4

### LAST MEETING:

West Virginia 75, Cincinnati 74;  
March 14, 1998 at NCAA West  
Regional (second round)

### COMPARATIVE STATISTICS

	CINCINNATI	WEST VIRGINIA
	Avg. NCAA	Avg. NCAA
Points Scored: .....	76.0 ... 50th	74.0 ... 75th
Points Allowed: .....	68.4 ... 174th	63.2 ... 55th
FG Percentage: .....	.430 ... 205th	.461 ... 73rd
FG Pct. Defense: .....	.406 ... 54th	.442 ... 208th
3-FG Percentage: .....	.316 ... 252nd	.361 ... 114th
3-FG Pct. Defense: .....	.353	.343
FT Percentage: .....	.750 ... 14th	.738 ... 36th
Opp. FT Pct.: .....	.682	.726
Reb./Margin: .....	37.2/-1.8 ... 258th	28.4/-9.2 ... 321st
Assists: .....	13.3 ... 194th	18.8 ... 3rd
Steals .....	7.6 ... 110th	9.5 ... 22nd
Blocks .....	5.9 ... 16th	3.0 ... 205th
Turnovers/Mar.: .....	11.3/+5.1	8.9/+9.0

## UC-WEST VIRGINIA SERIES

Cincinnati leads, 6-4

Saturday's game will be the 11th meeting between Cincinnati and West Virginia and the first in BIG EAST Conference play. The two teams last met in the second round of the 1998 West Regional in Boise, Idaho, where the Mountaineers scored a game-winning 3-point basket in the last second to defeat the Bearcats, 75-74. Cincinnati holds a 6-4 lead in the series, in which that 1998 meeting was the only one in the past 27 years. The two teams first played in 1940-41.

1940-41	H ..... 47-43 ... WVU
	A ..... 55-36 ... WVU
1948-49	H ..... 72-62 ..... UC
	A ..... 81-63 ... WVU
1949-50	H ..... 69-59 ..... UC
	A ..... 69-64 . UC (ot)
1975-76	N ..... 66-56 ..... UC
1977-78	H ..... 96-80 ..... UC
1978-79	A ..... 79-65 ..... UC
1997-98	N-1 ..... 75-74 ... WVU
<b>Total:</b>	..... UC 6, WVU 4
<b>In Cincinnati:</b>	..... UC 3 WVU 1
<b>Fifth Third:</b>	..... 0-0
<b>In Morgantown:</b>	..... UC 2, WVU 2
<b>WVU Coliseum:</b>	..... UC 1, WVU 0
<b>Neutral:</b>	..... UC 1, WVU 1

## LAST MEETING

West Virginia 75  
Cincinnati 74

Mar. 14, 1998 NCAA West Regional Boise, ID

**Final:** Jarrod West's 3-point basket with 0.8 seconds to play gave West Virginia a 75-74 upset of No. 2 seed Cincinnati in the second round of the NCAA West Regional.

**Defining Moment:** West's trey spoiled the heroics of D'Juan Baker, who hit a pair of 3's in the final minute to rally UC from a four-point deficit, the apparent game-winner at 7.1

**Key Stat:** UC committed 22 turnovers.

**Performance Leaders:** Baker 25 points; Ruben Patterson 25 points; Kenyon Martin 6 points, 11 rebounds.

WEST VIRGINIA	min	fg-a	3fg-a	ft-a	reb	ast	to	bk	st	pf	pts
Damian Owens	30	6-13	0-0	2-10	2	2	5	0	3	3	14
Brent Solheim	29	5-8	0-0	0-0	2	0	1	0	1	4	10
Brian Lewin	25	3-8	0-0	2-2	7	1	0	3	0	3	8
Adrian Pledger	26	4-10	0-1	2-2	4	3	2	0	3	2	10
Jarrod West	35	5-9	5-8	0-0	3	4	2	0	3	1	15
Marcus Goree	25	4-4	0-0	2-2	9	3	1	1	0	3	10
Jarrett Kearsse	6	0-1	0-0	1-2	0	0	0	0	0	1	1
Tom Beynon	1	0-0	0-0	0-0	0	0	1	0	0	1	0
Greg Jones	23	3-10	1-5	0-1	0	0	2	0	3	1	7
Team					2	1					
<b>Totals</b>	<b>200</b>	<b>30-63</b>	<b>6-14</b>	<b>9-19</b>	<b>29</b>	<b>13</b>	<b>15</b>	<b>4</b>	<b>13</b>	<b>19</b>	<b>75</b>
		<b>.476</b>	<b>.429</b>	<b>.474</b>							
CINCINNATI	min	fg-a	3fg-a	ft-a	reb	ast	to	bk	st	pf	pts
Ruben Patterson	33	9-16	0-2	7-8	8	3	4	1	2	3	25
Bobby Brannen	40	6-11	0-0	1-1	9	0	2	1	2	2	13
Kenyon Martin	34	3-5	0-0	0-1	11	2	4	4	0	4	6
D'Juan Baker	35	8-14	5-8	4-4	2	0	3	0	1	3	25
Michael Horton	34	1-5	0-1	0-2	4	6	8	0	2	3	2
Melvin Levett	14	0-4	0-2	1-2	2	1	0	0	0	3	1
Ryan Fletcher	6	0-2	0-0	0-0	3	0	0	0	0	0	0
Shawn Myrick	3	1-1	0-0	0-0	0	0	0	0	0	0	2
Brent Petrus	1	0-0	0-0	0-0	0	0	0	0	0	0	0
Team					5	1					
<b>Totals</b>	<b>200</b>	<b>28-58</b>	<b>5-13</b>	<b>13-18</b>	<b>44</b>	<b>12</b>	<b>22</b>	<b>6</b>	<b>7</b>	<b>18</b>	<b>74</b>
		<b>.483</b>	<b>.385</b>	<b>.722</b>							

**Halftime:** West Virginia 34, Cincinnati 33. **Dead Ball Rebounds:** West Virginia 3, Cincinnati 2. **Technical:** None. **Officials:** Larry Rose, Stanley Rote, Edward Corbett. **Attendance:** 12,166.

• Saturday's game features two of the top teams in the nation at taking care of the basketball. West Virginia is ranked second nationally in fewest turnovers per game, averaging 8.9. Cincinnati is ranked No. 7 nationally (11.3).

• Cincinnati and West Virginia have played four common opponents this season with both teams posting 3-1 records vs. those foes.

• Eric Hicks, the leading shot blocker in the BIG EAST Conference, enters the game with 79 blocks, the fourth-highest single season total by a Bearcat. Hicks needs four more blocks to surpass the third place single season total of 83 set by Kenyon Martin in 1997-98.

• James White, who enters the game with 1,097 career points, will be out to top the 1,100-point mark.

Common Foes	UC Result	WVU
LSU	W, 75-72	L, 71-68-ot
Marquette	W, 70-66	W, 104-85
Georgetown	L, 76-57	W, 68-61
USF	W, 73-60	W, 57-53

**UC-WVU:** Saturday's game will be the first between the two as members of the BIG EAST Conference, and only the second in the last 27 seasons. Cincinnati holds a 6-4 lead in the all-time series.

**LAST MEETING:** Jarrod West hit a 3-pointer with 0.8 seconds to play to lift West Virginia to a 75-74 win over Cincinnati in the second round of the NCAA West Regional on March 14, 1998 in Boise, Idaho. West's trey spoiled the heroics of D'Juan Baker, who hit a pair of 3-pointers in the final minute to rally the Bearcats from a four-point deficit. Baker's second basket gave UC a 74-72 lead with 7.1 to play. Baker and Ruben Patterson each scored 25 for UC. West, with 15 points, led five Mountaineer double-figure scorers.

**LAST TIME IN MORGANTOWN:** Pat Cummings scored 20 points and David Duarte added 18 to pace Cincinnati to a 79-65 win over West Virginia on Jan. 24, 1979 at the WVU Coliseum. The Bearcats, who shot .565 from the field to WVU's .388, built a 10-point lead in the first half. Dana Perno, with 22 points, led WVU.

**COMPUTERS LIKE THE CATS:** The Bearcats have been a Top 20 team most of the season in the computer ratings. UC was ranked No. 26 in the Sagarin Index and No. 30 in the RPI following Thursday's games.

**TOUGH SCHEDULE:** One reason for Cincinnati's lofty rankings in the Sagarin and RPI is the team's demanding schedule. The Bearcats were rated No. 9 in the RPI's strength of schedule rankings following Thursday's games. The slate does not get any easier as four of the remaining eight regular season opponents are ranked in this week's Top 25.

## NOTES FROM THE USF GAME:

- Cedric McGowan scored a career-high 18 points and recorded his second career double-double with 14 rebounds.
- Eric Hicks, with 13 points and 11 rebounds, notched his ninth double-double of the season, his seventh in the last 10 games, and the 22nd of his career.
- Hicks, with six blocks, upped his season total to 79, surpassing Kenyon Martin's 1998-99 total of 78 for the fourth-highest single season total.
- Hicks moved into 40th place in career scoring with 1,036 points, passing former teammate Field Williams (1,030 points, 2000-04).
- In the showdown of the BIG EAST Conference's blocks leaders, Eric Hicks, who tops the league in rejections, had six blocks to USF's Solomon Jones' two. Jones is second in the conference.
- Chadd Moore dished out a season-high six assists.
- UC committed eight turnovers, the fifth time in the last six games and the eighth time this season in which the Bearcats have committed fewer than 10 turnovers.
- The Bearcats changed the starting lineup for the second straight game, with junior Ronald Allen making his first career start and Devan Downey going to the

bench after starting the previous 18 games. UC has used five different lineups this season, including the last three games.

**HICKS DOUBLES UP:** Eric Hicks is averaging a double-double (15.6 points, 10.8 rebounds) over his last 12 games. The 6-6 senior has posted seven double-doubles in his last 10 games. Hicks turned in his ninth double-double of the season and 22nd of his career when he posted 13 points and 11 rebounds vs. USF on Wednesday (1/31/06). Hicks averaged 21.0 points, 13.5 rebounds and 5.5 blocks in a pair of victories to earn BIG EAST co-Player of the Week honors on Jan. 9. Hicks notched a triple double with 22 points, 12 rebounds and a school record-tying 10 blocked shots in a victory over Marquette (1/7/06). Hicks' rebounding and shot-blocking prowess make him a candidate for BIG EAST Defensive Player of the Year honors.

**HICKS MOVING UP BLOCKS LIST:** Eric Hicks, with 79 blocks this season, has already eclipsed his last season's total of 72 and now has the fourth-highest single season blocks total. He can move into third place with four more rejections. Hicks has moved into third place at Cincinnati in career blocks with 222, trailing Kenyon Martin (292) and Jason Maxiell (254). Hicks, who blocked a school record-tying 10 shots in the Jan. 7 win over Marquette, has blocked 37 shots in his last eight games. He has blocked at least one shot in 51 of his last 54 games. Hicks is ranked fifth nationally in blocks in the most recent NCAA statistics.

#### Single Season Blocks

1. Kenyon Martin, 1999-00 .... 107
2. Jason Maxiell, 2004-05 ..... 91
3. Kenyon Martin, 1997-98 ..... 83
4. **Eric Hicks, 2005-06 ..... 79**
5. Kenyon Martin, 1998-99 ..... 78

#### Career Blocks

1. Kenyon Martin, 1996-00 .... 292
2. Jason Maxiell, 2001-05 ..... 252
3. **Eric Hicks, 2002-\*\* ..... 222**

**WHITE CELEBRATES HOMECOMING:** James White, a native of the Washington, D.C. area, celebrated his return home by scoring 22 points in the Bearcats' loss last Saturday. The 6-7 senior meshed 8-of-9 free throws and had four dunks. White, who has scored in double figures in all but two games this season, leads UC in scoring with his 16.5-point average. He has also been tops in scoring consistency, tallying 17, 18 or 19 points in 11 of his 21. The production is a significant boost for White, who averaged 10.2 points last season and entered the campaign with an 8.1 career scoring average. White played just 16 minutes vs. USF after spraining his right ankle, and was limited to just six points.

#### HICKS BEGINS SCORING ASCENT:

Eric Hicks, who recently became the 43rd player in University of Cincinnati history to top the 1,000-point mark in career scoring, has begun his ascent of UC's career scoring chart. The senior is currently No. 40 with 1,036 points, 17 points out of 39th place.

#### CINCINNATI CAREER SCORING

Rk.	G	Pts	Avg
38. Phil Wheeler, 1954-56 .....	72	1,055	14.7
39. Ralph Richter, 1947-50 .....	81	1,053	13.0
40. <b>Eric Hicks, 2002-** .....</b>	111	<b>1,036</b>	<b>9.3</b>
41. Field Williams, 2000-04 .....	126	1,030	8.2
42. John Howard, 1966-68 .....	79	1,013	12.8

**DOWNEY PLAYS BIG FOR THE BEARCATS:** Devan Downey is attracting attention for Freshman All-American honors, primarily because he is not playing like one. The Bearcats' 5-10 point guard leads the team in assists (3.9) and steals (2.2) and is third in scoring (12.7). Downey ranks 44th nationally in steals and has recorded three or more steals in 10 different games. He has had the following noteworthy performances:

- On Dec. 10, Downey keyed UC's 92-83 win over Vanderbilt by scoring 18 points, 16 in the second half, and recording four steals and a pair of assists, earning BIG EAST Conference Rookie of the Week honors.
- On Dec. 14 vs. Ohio, Downey scored a career-high 24 points, shooting 10-of-16 from the field, and had five assists and four steals.

## LAST GAME

Cincinnati 73  
USF 60

Jan. 31, 2006

Cincinnati, OH

**Final:** Cedric McGowan and Jihad Muhammad each scored 18 points to lead Cincinnati to a 73-60 win over USF.

**Defining Moment:** After erasing a seven-point deficit to take a one-point lead with 10:53 to play, UC took command with an 11-1 scoring run over the next five minutes.

**Key Stat:** UC outrebounded USF, 43-32.

**Performance Leaders:** McGowan, career-high 18 points, 14 rebounds; Muhammad 18 points, 3 assists, 2 steals; Eric Hicks, 13 points, 11 rebounds, 6 blocks.

USF	min	fg-a	3fg-a	ft-a	reb	ast	to	bk	st	pf	pts
Melvin Buckley .....	40	4-11	2-4	1-2	4	1	0	0	1	1	11
McHugh Mattis .....	35	4-8	0-0	5-6	4	1	4	5	1	4	13
Solomon Jones .....	40	6-11	0-1	2-4	8	2	2	2	0	4	14
Collin Dennis .....	24	4-9	1-2	1-3	2	5	1	2	0	4	10
James Holmes .....	35	4-15	2-7	2-2	9	2	3	0	1	4	12
Melvyn Richardson ..	6	0-0	0-0	0-0	1	1	1	0	0	1	0
Chris Capko .....	19	0-0	0-0	0-0	2	1	2	0	1	2	0
Eddie Lovett .....	1	0-0	0-0	0-0	0	0	0	0	0	0	0
Team .....					2						
<b>Totals .....</b>	<b>200</b>	<b>22-54</b>	<b>5-14</b>	<b>11-17</b>	<b>32</b>	<b>13</b>	<b>14</b>	<b>9</b>	<b>4</b>	<b>20</b>	<b>60</b>
		.407	.357	.647							
CINCINNATI	min	fg-a	3fg-a	ft-a	reb	ast	to	bk	st	pf	pts
Eric Hicks .....	34	5-16	0-0	3-6	11	0	1	6	0	2	13
Cedric McGowan .....	37	7-14	0-2	4-6	14	1	2	0	0	1	18
Ronald Allen .....	11	0-1	0-0	2-2	1	0	0	0	0	2	2
Jihad Muhammad .....	30	7-13	4-9	0-1	1	3	2	0	2	2	18
James White .....	16	2-4	0-1	2-2	1	1	1	0	0	3	6
Chadd Moore .....	27	0-2	0-1	0-0	3	6	0	0	2	3	0
Dominic Tifford .....	7	2-3	0-1	0-0	0	0	0	0	0	0	4
Devan Downey .....	33	3-9	0-0	6-8	6	3	1	1	1	2	12
Connor Barwin .....	5	0-0	0-0	0-0	0	0	1	0	0	2	0
Team .....					6						
<b>Totals .....</b>	<b>200</b>	<b>26-62</b>	<b>4-14</b>	<b>17-25</b>	<b>43</b>	<b>14</b>	<b>8</b>	<b>7</b>	<b>5</b>	<b>17</b>	<b>73</b>
		.419	.286	.680							

Halftime: USF 32, Cincinnati 28. **Dead Ball Rebounds:** Cincinnati 3, USF 4. **Technical:** None. **Officials:** Tom Lopes, Bernard Clinton, Jamie Luckie. **Attendance:** 7,764.

## BASKETBALL POLLS

Jan. 30

### Associated Press

	Record	Pts
1. Connecticut (65) 18-1	1793	
2. Duke (7) .....	19-1 1727	
3. Memphis .....	19-2 1638	
4. Villanova .....	15-2 1548	
5. Gonzaga .....	17-3 1465	
6. Illinois .....	19-2 1414	
7. Texas .....	17-3 1355	
8. Florida .....	18-2 1287	
9. Pittsburgh .....	17-1 1284	
10. Geo. Wash. ....	16-1 1050	
11. West Virginia ..	15-4 1013	
12. Michigan State ..	16-5 933	
13. Tennessee .....	14-3 827	
14. UCLA .....	17-4 797	
15. Boston College ..	16-4 639	
16. Washington .....	16-4 630	
17. Georgetown .....	14-4 599	
18. N.C. State .....	16-4 529	
19. Oklahoma .....	13-4 471	
20. Ohio State .....	14-3 464	
21. Michigan .....	15-3 440	
22. Indiana .....	12-5 289	
23. Iowa .....	16-5 288	
24. LSU .....	14-5 269	
25. Northern Iowa ..	19-3 184	

**Also Receiving Votes:**  
Louisville 9, Marquette 6

### ESPN/USA Today

	Record	Pts
1. Connecticut (20) 18-1	758	
2. Duke (10) .....	19-1 751	
3. Memphis (1) ....	19-2 711	
4. Villanova .....	15-2 657	
5. Gonzaga .....	17-3 615	
6. Illinois .....	19-2 610	
7. Florida .....	18-2 582	
8. Texas .....	17-3 577	
9. Pittsburgh .....	17-1 559	
10. Geo. Wash. ....	16-1 450	
11. West Virginia ..	15-4 401	
12. Michigan State ..	16-5 397	
13. UCLA .....	17-4 345	
14. Boston College ..	16-4 325	
15. Washington .....	16-4 310	
16. Tennessee .....	14-3 300	
17. N.C. State .....	16-4 274	
18. Oklahoma .....	13-4 267	
19. Ohio State .....	14-3 245	
20. Michigan .....	15-3 177	
21. Indiana .....	12-5 171	
22. Georgetown .....	14-4 140	
23. Maryland .....	14-5 91	
24. Northern Iowa ..	19-3 57	
25. Colorado .....	15-3 54	

**Also Receiving Votes:**  
Syracuse 6, Louisville 6

### Cincinnati's Weekly Rankings

Date	AP	ESPN	Date	AP	ESPN
Preseason ...	46th	—	Jan. 9 .....	25th	26th
Nov. 15 .....	—	—	Jan. 16 .....	36th	37th
Nov. 21 .....	—	—	Jan. 23 .....	46th	36th
Nov. 28 .....	53rd	37th	Jan. 30 .....	—	—
Dec. 5 .....	—	—			
Dec. 12 .....	—	—			
Dec. 19 .....	38th	46th			
Dec. 26 .....	36th	43rd			
Jan. 2 .....	30th	35th			



## 2005-06 BIG EAST STANDINGS

Through February 1, 2006

STANDINGS	BIG EAST			Overall			H	A	N	Streak
	W	L	Pct	W	L	Pct				
West Virginia <sup>11/11</sup> ...	7	0	1.000	16	4	.800	10-1	4-0	2-3	W2
Connecticut <sup>1/1</sup> .....	7	1	.875	19	1	.950	12-0	4-1	3-0	W8
Villanova <sup>4/4</sup> .....	7	1	.875	16	2	.889	8-1	7-1	1-0	W5
Pittsburgh <sup>9/9</sup> .....	6	1	.857	17	1	.944	13-0	4-1	0-0	W2
Georgetown <sup>17/22</sup> .....	6	2	.750	15	4	.789	7-1	7-3	1-0	W5
Marquette .....	6	3	.667	16	6	.727	11-2	2-4	3-0	W1
Seton Hall .....	4	3	.571	13	6	.684	10-2	3-4	0-0	W4
<b>Cincinnati</b> .....	<b>4</b>	<b>4</b>	<b>.500</b>	<b>15</b>	<b>7</b>	<b>.682</b>	<b>10-3</b>	<b>2-4</b>	<b>3-0</b>	<b>W1</b>
Syracuse .....	4	4	.500	16	6	.727	12-3	2-2	2-1	W1
Rutgers .....	3	5	.375	13	8	.619	10-4	2-3	1-1	L1
St. John's .....	3	5	.375	10	9	.526	9-4	1-5	0-0	L3
Louisville .....	2	6	.250	14	7	.667	12-3	1-4	1-0	L2
Providence .....	2	6	.250	9	10	.474	7-5	2-5	0-0	L2
Notre Dame .....	1	7	.125	10	9	.526	8-4	2-4	0-1	L4
DePaul .....	1	7	.125	8	11	.421	5-5	2-6	1-0	L6
USF .....	0	7	.000	6	14	.300	3-6	1-5	2-3	L9

## CINCINNATI CONFERENCE/NCAA STAT RANKINGS

Individual	Avg Player	Conf.	NCAA	Team Stat Rank	Avg	Conf.	NCAA
Scoring .....	16.5 James White .....	9th .....	.....	Scoring Offense .....	76.0 .....	3rd .....	50th
Rebounding .....	9.5 Eric Hicks .....	3rd .....	31st	Scoring Defense .....	68.4 .....	13th .....	174th
.....	7.3 Cedric McGowan .....	10th .....	.....	Scoring Margin .....	+7.6 .....	9th .....	70th
Off. Reb .....	4.44 Eric Hicks .....	1st .....	.....	FG Pct. Offense .....	.430 .....	13th .....	205th
.....	2.32 Cedric McGowan .....	15th .....	.....	FG Pct. Defense .....	.406 .....	9th .....	54th
Def. Reb .....	5.14 Eric Hicks .....	7th .....	.....	3-Point FG Pct. Offense .....	.316 .....	14th .....	252nd
.....	4.95 Cedric McGowan .....	9th .....	.....	3-Point FG Pct. Defense .....	.353 .....	13th .....	.....
Assists .....	3.91 Devan Downey .....	11th .....	.....	3-Point FG/Game .....	5.95 .....	10th .....	193rd
FG Pct. ....	.483 Eric Hicks .....	6th .....	.....	FT Percentage .....	.750 .....	1st .....	14th
.....	.480 James White .....	7th .....	.....	Rebound Margin .....	-2.2 .....	14th .....	258th
FT Pct. ....	.848 James White .....	6th .....	.....	Offensive Rebounds .....	13.18 .....	6th .....	.....
.....	.791 Devan Downey .....	12th .....	.....	Defensive Rebounds .....	24.00 .....	7th .....	.....
Blocks .....	3.59 Eric Hicks .....	1st .....	5th	Assists .....	13.27 .....	12th .....	194th
Steals .....	2.23 Devan Downey .....	2nd .....	.....	Blocks .....	5.86 .....	4th .....	16th
Assit/TO .....	1.87 Devan Downey .....	7th .....	44th	Steals .....	7.59 .....	7th .....	110th
				Turnover Margin .....	+5.14 .....	2nd .....	7th
				Assists/TO Ratio: .....	1.18 .....	6th .....	.....

## FIFTH THIRD ARENA, Please

When referring to the home playing venue of the Bearcats, we ask that you use **Fifth Third Arena**.

The complex housing the arena is the Myrl Shoemaker Center, and the games are played on Ed Jucker Court. However, the proper name of the basketball arena is **Fifth Third Arena**. This is the only way to correctly reference the playing venue.

Fifth Third Arena is the home of the UC men's and women's basketball teams and



women's volleyball team, as well as the site of concerts, high school events, tournaments, inaugurations, commencements, and other special events.

## Bearcats Since 1990

- Won 413, Lost 133 (.756)
- 16 straight postseason tourney appearances
- NCAA Final Four in 1992
- NCAA Elite Eight in 1992, 1993, 1996
- Eight conference tournament titles
- Ten conference regular season titles
- Six Top-10 Final Poll Rankings
  - 1991-92: *USA Today*/CNN-5th
  - 1992-93: *USA Today*/CNN-6th, AP-7th
  - 1995-96: *USA Today*/CNN-6th; AP-7th
  - 1996-97: AP-10th
  - 1997-98: AP-9th
  - 1999-00: AP-7th, *USA Today*/ESPN-7th
  - 2001-02: AP-5th, *USA Today*/ESPN-8th
- Eight All-Americans
  - Nick Van Exel—3rd team by AP, *Basketball Times*, *Basketball Weekly*, 1993
  - Danny Fortson—2nd team 1996; consensus first team, 1997
  - Ruben Patterson—3rd team AP, 1998
  - Bobby Brannen—H.M. *Basketball Weekly*, 1998
  - Melvin Levett—hon. men. by AP, 1999
  - Kenyon Martin—hon. men. by AP, 1999; consensus national player of the year, 1st team consensus, 2000
  - Pete Mickeal—hon. men. by AP, 2000
  - Steve Logan—hon. men. by AP, 2001; consensus 1st team selection, 2002
- Three freshman All-American selections
  - Dontonio Wingfield (1993-94)
  - Danny Fortson (1994-95)
  - DerMarr Johnson (1999-2000)
- 15 first team all-conference selections and three league Player of the Year picks.
- Six Conference Coach of the Year Awards.
- 12 NBA draft picks
  - Corie Blount—(1st) Chicago, 1993
  - Nick Van Exel—(2nd) L.A. Lakers, 1993
  - Dontonio Wingfield—(2nd) Seattle, 1994
  - Danny Fortson—(1st) Milwaukee, 1997
  - Ruben Patterson—(2nd) L.A. Lakers, 1998
  - Melvin Levett—(2nd) Detroit, 1999
  - Kenyon Martin—(1st) New Jersey, 2000
  - DerMarr Johnson—(1st) Atlanta, 2000
  - Pete Mickeal—(2nd) Dallas, 2000
  - Kenny Satterfield—(2nd) Dallas, 2001
  - Steve Logan—(2nd) Golden State, 2002
  - Jason Maxiell—(1st) Detroit, 2005

## BEARCAT STARTING LINEUPS

Opponent	W/L	Forward	Forward	Forward	Guard	Guard	Lineup No.	Record
Murray State	W	Hicks	McGowan	Kirkland	White	Muhammad	1	1-0
Illinois State	W	Hicks	McGowan	Kirkland	White	Muhammad	1	2-0
Holy Cross	W	Hicks	McGowan	Kirkland	White	Downey	2	1-0
Dayton	L	Hicks	McGowan	Kirkland	White	Downey	2	1-1
Memphis	L	Hicks	McGowan	Kirkland	White	Downey	2	1-2
at Vanderbilt	W	Hicks	McGowan	Kirkland	White	Downey	2	2-2
Ohio	W	Hicks	McGowan	Kirkland	White	Downey	2	3-2
Tenn. Tech	W	Hicks	McGowan	White	Moore	Downey	3	1-0
Ark.-Monticello	W	Hicks	McGowan	Kirkland	White	Downey	2	4-2
Dayton	W	Hicks	McGowan	Kirkland	White	Downey	2	5-2
LSU	W	Hicks	McGowan	Kirkland	White	Downey	2	6-2
Miami (Ohio)	W	Hicks	McGowan	Kirkland	White	Downey	2	7-2
N. C. A&T	W	Hicks	McGowan	Kirkland	White	Downey	2	8-2
DePaul	W	Hicks	McGowan	Kirkland	White	Downey	2	9-2
Marquette	W	Hicks	McGowan	Kirkland	White	Downey	2	10-2
Connecticut	L	Hicks	McGowan	Kirkland	White	Downey	2	10-3
Syracuse	L	Hicks	McGowan	White	Moore	Downey	3	1-1
Xavier	L	Hicks	McGowan	White	Moore	Downey	3	1-2
Rutgers	W	Hicks	McGowan	White	Moore	Downey	3	2-2
Louisville	L	Hicks	McGowan	White	Moore	Downey	3	2-3
Georgetown	L	Hicks	McGowan	White	Muhammad	Downey	4	0-1
USF	W	Hicks	McGowan	Allen	Muhammad	White	5	1-0

- On Dec. 30 vs. North Carolina A&T, he passed for a career-high 11 assists and scored 13 points for his first career double-double.
- On Jan. 19 vs. Xavier, he scored 22 points and drilled a clutch 3-pointer in the final 30 seconds which helped send the game into overtime. He also had five rebounds, five assists and three steals.
- On Jan. 22, Downey keyed the win over Rutgers with 21 points, four assists and four steals.
- On Jan. 31, Downey came off the bench to score 12 points, grab six rebounds, and hand out three assists in win over USF.
- Downey averaged 14.7 points, 5.1 assists and 2.1 steals during UC's 10-game winning streak.

### OTHER BEARCAT BITS:

- Cincinnati has committed 12 turnovers over its last two games and has had single digit turnovers in five of its last six games. The lone double-digit miscue game was a season-high 25 turnovers vs. Louisville on Jan. 25, which was sandwiched between UC's two low turnover games of five vs. Rutgers and four vs. Georgetown.
- The Bearcats have averaged 59.0 points and shot .344 from the field in their last five losses.
- Cincinnati set a school and BIG EAST Conference record with 18 blocked shots in the Jan. 7 win at Marquette, topping the old mark of 15 set by the 1999-00 team vs. Iowa State. Eric Hicks tied a UC record with 10 blocks and James White had a career-best four rejections vs. Marquette.
- Cincinnati has held nine opponents under the .400 mark in field goal percentage, including two under 33 percent. UC has posted sub-.400 defensive field goal percentages in six of the last eight seasons.
- The Bearcats have scored 80 or more points in eight games this season, topping the 100-point mark twice. UC tallied 105 points vs. Tennessee Tech on Dec. 17, then matched that with 105 points vs. North Carolina A&T on Dec. 30.
- UC shot a season-high .563 vs. Tennessee Tech on Dec. 17 and a .552 effort vs. North Carolina A&T on Dec. 30.

## BEARCAT RECORDS WHEN...

Home games	10-3
Away games	2-4
Neutral site games	3-0
BIG East games	4-4
vs. Top 25 teams	0-5
vs. RPI Top 100 teams	8-7
Overtime games	1-1
Lead at halftime	12-1
Trail at halftime	3-5
Tied at halftime	0-1
Lead with 10:00 remaining	13-1
Trail with 10:00 remaining	2-6
Lead with 5:00 remaining	13-1
Trail with 5:00 remaining	2-6
Tied with 5:00 remaining	0-0
Lead with 2:00 remaining	13-0
Trail with 2:00 remaining	2-6
Tied with 2:00 remaining	0-1
Shoot better from the field	12-0
Shoot worse from the field	3-7
Shoot 50% or better	3-0
Shoot below 50%	12-7
Opp. shoots 50% or better	1-1
Opp. shoots below 50%	14-6
Opp. shoots below 40%	8-2
Make 7 or fewer 3-point FGs	10-5
Make more than 7 3-point FGs	5-2
Shoot more FTs than opp.	11-3
Out-rebound the opponent	8-1
Opponent out-rebounds UC	6-5
Commit fewer turnovers	13-4
Commit the same or more TOs	0-0
Commit 12 or fewer turnovers	8-4
Outscore opponents' bench	7-1
1-3 point games	1-1
4-5 point games	3-0
6-10 point games	1-2
11-19 point games	5-4
20-plus point games	5-0
Score 59 or fewer points	0-4
Score 60-69 points	0-1
Score over 70 points	15-2
Hold opp. to 50 or fewer points	0-0
Hold opp. to 51-60 points	5-0
Hold opp. to 61-70 points	7-1
Opp. scores 70-plus points	3-5
Largest opening run	8-0
Largest scoring run	15-0
Largest first half lead	26
Largest first half deficit	19
Largest second half lead	44
Largest second half deficit	27
Largest deficit overcome to win	12
Largest second half lead lost	12

### COMPARATIVE STATISTICS

	Wins	Losses	Home	Away
Offense	82.1	63.1	80.2	70.0
Defense	65.1	75.6	66.9	70.6
Offense FG %	.465	.355	.446	.407
Defense FG %	.393	.434	.394	.425
3-Pt. FG %	.343	.265	.317	.314
Opp. 3-Pt. FG %	.349	.362	.363	.338
FT %	.776	.684	.741	.766
Opp. FT %	.663	.719	.695	.667
Reb. Margin	+1.2	-9.6	+0.8	-6.7
Turnover Mar.	+6.8	+1.6	+5.8	+3.2

## Cincinnati Projected Starters

<b>14 Eric Hicks</b> 6-6 • Senior • F	• All-BIG EAST candidate • team leader in rebounding (9.5) • No. 5 nationally in blocks (3.6) • averaging a double-double with 15.6 points, 10.8 rebounds last 12 games • 15 points, career-high tying 17 rebounds vs. Louisville • triple-double 22 points, 12 rebounds, 10 blocks vs. Marquette • career-high 24 points, 7 blocks, 10 rebounds vs. N.C. A&T • 22 career double-doubles • has a block in 51 of last 54 games
<b>Career Highs</b>	<b>24 points • 17 rebounds • 10 blocks • 3 steals</b>
<b>30 Cedric McGowan</b> 6-6 • Junior • F	• team's second-leading rebounder (7.3), leader in FG% (.503) • 10.0 rebounds last 3 games • career-high 18 points, 14 rebounds vs. USF • career-high 20 rebounds—most by a Bearcat in 8 seasons—and 13 points vs. DePaul • two double-doubles • honorable mention JUCO All-American honors in 2004-05
<b>Career Highs</b>	<b>18 points • 20 rebounds • 3 assists • 3 steals</b>
<b>23 Ronald Allen</b> 6-9 • Junior • F	• made debut as a starter vs. USF • had been a top sub to the front line • tied career high with 11 points vs. N.C. A&T • 11 points, five rebounds vs. Holy Cross • 10-of-21 3FGA • joined UC after Hurricane Katrina closed Xavier (La.) and forced him to flee New Orleans
<b>Career Highs</b>	<b>11 points • 5 rebounds • 1 assists • 1 steal</b>
<b>13 Jihad Muhammad</b> 5-11 • Senior • G	Bearcats' version of "Instant Offense" • started last 2 games • 18 points vs. USF • 12 points vs. Louisville • 10 points, game-tying trey vs. Xavier • season-high 20 points vs. DePaul • 17 points, 3-of-5 3-point FGs vs. Memphis • career-high 24 points, 6-of-9 3-point FGs vs. Tulane in 2004-05 • 23 points, including game-tying 4-point play, vs. Northern Iowa
<b>Career Highs</b>	<b>24 points • 7 rebounds • 7 assists • 3 steals</b>
<b>21 James White</b> 6-7 • Senior • G-F	• All-BIG EAST candidate • top scorer (16.5) • .double-digits scoring in 20 of 22 games • 22 points vs. Georgetown • season-high 23 points vs. N.C. A&T • 19 points, 8 in final 2:27 to rally UC in win over LSU • 18 points, 7-9 FG shooting vs. Vanderbilt • 21 points, 5 in the final 46 seconds to send the game into OT vs. Murray State • career-high 25 points vs. Houston in 2004-05 • career-high 11 rebounds vs. Memphis in 2004-05
<b>Career Highs</b>	<b>25 points • 11 rebounds • 9 assists • 4 steals</b>

## The Graduates:

With three of the four seniors on the 2004-05 team earning their degrees, Cincinnati's graduation rate in men's basketball continues to rise.

- 11 of the 18 departing seniors over the past four seasons have earned their degrees.
- 27 of the players who completed their eligibility since 1990 have earned their degrees.
- Cincinnati had a 100 percent graduation rate in men's basketball on the 2002 NCAA Division I Graduation Rates Report, for the class which entered in 1995-96.
- Cincinnati won the Conference USA Sport Academic Award in men's basketball in 2001-02 for having the highest team grade point average in that sport.

## Bearcat Bench

<b>1 Chadd Moore • 6-2 Sr. G</b> • season-high 6 assists vs. USF • started 4 of last 6 games for injured Armein Kirkland • averaging 23.3 minutes over last 6 games • 11 points, game-clinching steal and 2 FTs vs. Rutgers • 4 steals vs. DePaul • Comeback Player of the Year candidate who quit basketball due to chronic back problems last year • 5 starts in 2004-05
<b>15 pts • 5 reb • 10 ast • 4 stls</b>
<b>2 Domonic Tilford • 5-11 Fr. G</b> • 11.7 minutes last 3 games • 4 points in each of last 2 games • 2 points, career-high tying 3 assists vs. Louisville • 8 points, 3-3 FG in UC debut vs. Murray State • Kentucky high school Player of the Year and first team all-state selection • averaged 20.6 pts, 4.1 asts
<b>8 pts • 1 reb • 3 asts • 1 stls</b>
<b>3 Devan Downey • 5-10 Fr. G</b> • Freshman honors candidate • came off bench after making 18 straight starts • 2.8 steals last 8 games • 21 points, 4 assists, 4 steals vs. Rutgers • 22 points vs. Xavier • career-high 11 assists, 13 points vs. N.C. A&T • two-time BIG EAST Rookie of the Week • 16 points, 9 assists, career-high 7 rebounds vs. Tenn. Tech • career-high 24 points vs. Ohio • leader in assists (4.0) and steals (2.3)
<b>24 pts • 7 reb • 11 ast • 5 asts</b>
<b>20 Branden Miller • 6-4 Fr. G</b> • joined team as a walk-on • sank a trey vs. Georgetown • scored a point vs. N.C. A&T • tallied first points vs. Tenn. Tech • conference player of the year at Indian Hill High • earned third team all-state honors in soccer
<b>3 pts • 1 reb • 1 ast • 1 stls</b>
<b>32 Angelo Craig • 6-5 So. F</b> • joined team as a walk-on Jan. 11 • seeking his first game action but is a valuable contributor in practice • three-year member of football team (OLB) • all-league cager in high school
<b>0 pts • 0 reb • 0 ast • 0 stls</b>
<b>51 Connor Barwin • 6-4 Fr. F</b> • tops of new walk-ons • 8.8 minutes last 4 games • 4 points, 4 rebounds vs. Rutgers • joined team as a walk-on Jan. 11 • averaged 18.0 yards on 8 catches as TE on football team, scoring a TD vs. UConn
<b>4 pts • 4 reb • 1 ast • 1 stls</b>



- Cincinnati has had at least five double-figure scorers seven times during the course of the season. Six Bearcats reached double figures in scoring in the Dec. 30 win over North Carolina A&T.
- UC recorded a season-high 25 assists vs. North Carolina A&T on Dec. 30.
- The Bearcats set season highs for rebounds (53) and rebounding margin (+18) in the Jan. 4 win vs. DePaul, while committing just six turnovers.

#### BEARCATS TAKE LEAGUE HONORS:

- **Eric Hicks** was named BIG EAST co-Player of the Week on Jan. 9 after averaging 21.0 points, 13.5 rebounds and 5.5 blocks in wins over DePaul and Marquette. Hicks previously earned BIG EAST Honor Roll recognition on Dec. 5 and Jan. 2.
- **Devan Downey** earned the BIG EAST Conference Rookie of the Week in back-to-back weeks (Dec. 10, Dec. 17).
- **James White** was named to the BIG EAST Honor Roll on Dec. 19 and Dec. 26.

**MORE TROUBLE FOR BENCH:** The depth-challenged Bearcats received another blow when Scott Benken suffered an elbow injury in practice requiring surgery that will sideline him for the remainder of the season. Benken, a non-scholarship player at Wake Forest in 2002-03 and 2003-04 prior to transferring to UC to pursue his pharmacy degree, joined the Bearcats as a walk-on on Jan. 17. Two members of the Bearcats' football program, Connor Barwin and Angelo Craig, joined the team as walk-ons on Jan. 11. Barwin, a tight end in football, has been the most productive in games to date. The 6-4 true freshman has averaged 10.7 minutes over the last three games and had four points and four rebounds vs. Rutgers (1/22/06).

**STREAK BUSTERS:** Cincinnati has been a streak-buster this season.

- On Dec. 10, UC stopped Vanderbilt's unbeaten start at five games with a 92-83 win over the Commodores, and also snapped Vandy's 28-game home non-conference win streak.
- UC halted Ohio's 4-0 start with an 86-58 win on Dec. 14.
- On Dec. 17, UC ended Tennessee Tech's six-game win streak with a 105-

## 2005-06 Cincinnati Roster

### Numerical

No.	Name	Pos	Ht.	Wt.	Class	Exp	Hometown (High School/JC)
1	Chadd Moore	G	6-2	175	Sr.	3L	Huntsville, Ala. (Oak Hill (Va.) Acad.)
2	Domonic Tilford	G	5-11	170	Fr.	HS	Louisville, Ky. (Jeffersontown)
3	Devan Downey	G	5-10	175	Fr.	HS	Chester, S.C. (Chester)
13	Jihad Muhammad	G	5-11	175	Sr.	1L	Plainfield, N.J. (Plainfield/San Jacinto)
14	Eric Hicks	F	6-6	245	Sr.	3L	Greensboro, N.C. (Dudley)
20	Branden Miller	G	6-4	180	Fr.	HS	Cincinnati, Ohio (Indian Hill)
21	James White	G-F	6-7	200	Sr.	2L	Washington, D.C. (Hargrave Acad./trans.-Florida)
23	Ronald Allen	F-C	6-9	225	Jr.	Tr	Los Angeles, Calif. (Artesia/L.A. College/tr-Xavier La.)
30	Cedric McGowan	F	6-6	230	Jr.	JC	Miami, Fla. (Northwestern/Kilgore)
32	Angelo Craig	F	6-5	220	So.	HS	Cleveland, Ohio (Glenville)
51	Connor Barwin	F	6-4	240	Fr.	HS	Hazel Park, Mich. (U. of Detroit Jesuit)

**KEY:** 1L—one letter, 2L—two letters, etc.; JC—junior college; HS—high school; TR—transfer; 1sq—one year on squad.

### Pronunciation

Devan Downey ..... DEH-vun  
 Cedric McGowan ..... SED-rick mah-GOW-uhn  
 Jihad Muhammad ..... ja-HOD ma-HA-mud  
 Domonic Tilford ..... DAH-mohn-ick TILL-ford

62 victory.

- UC's win at Marquette on Jan. 7 snapped MU's home winning streak at seven and overall win streak at five.

#### SAAC WINTER CLOTHING DRIVE:

The University of Cincinnati's Student-Athlete Advisory Committee (SAAC) will host a winter clothing drive in conjunction with the Bearcats' men's basketball game vs. Louisville on Monday, Feb. 6.

Members of SAAC will be accepting new and/or gently used winter clothing items throughout Fifth Third Arena, beginning at 5:45 p.m. and extending through tip-off at 7 p.m. The student-athletes will also be accepting cash donations. Proceeds will benefit The Drop Inn Center of Cincinnati and St. George's Food Pantry, located on Den-nis and Calhoun Streets near campus.

#### LEAGUE DEBUT STREAK ENDAN-

**GERED:** Cincinnati's streak of winning a conference championship each time the Bearcats have joined a new league is in jeopardy. UC captured the Buckeye Athletic Association title in 1925-26, the Mid-American Conference championship in 1946-47, the Missouri Valley Conference crown in 1957-58, the Metro Conference Tournament championship in 1975-76, the regular season and tournament titles in the Great Midwest Conference in 1991-92, and the regular season and tourney championships of Conference USA in 1995-96.

**LOOKING AHEAD:** The Bearcats return to Fifth Third Arena to host Louisville on Monday, Feb. 6 at 7 p.m. (ESPN2). UC visits No. 9 Pittsburgh on Sunday, Feb. 12 for a 2 p.m. contest.

**SIX BEARCATS IN THE NBA:** Six former Bearcats were on the rosters of NBA teams when the season opened.

	Last UC Yr.	Draft Pos.	NBA Season	Team
Danny Fortson .....	1997	10	9th	Seattle Sonics
DerMarr Johnson .....	2000	6	5th	Denver Nuggets
Kenyon Martin .....	2000	1	6th	Denver Nuggets
Jason Maxiell .....	2005	26	1st	Detroit Pistons
Ruben Patterson .....	1998	31	8th	Portland Trail Blazers
Nick Van Exel .....	1993	37	15th	San Antonio Spurs

**PRESEASON NO. 1** Cincinnati Hillsdale 99 71

Nov. 3, 2005 Cincinnati, OH

**Final:** Six Bearcats scored in double figures as Cincinnati rolled to a 99-71 exhibition game victory over Hillsdale.**Defining Moment:** UC outscored Hillsdale, 13-6, in the final 3:53 of the first half.**Key Stats:** Cincinnati shot .524 from the field.**Performance Leaders:** Eric Hicks 15 points, 8 rebounds; Jihad Muhammad 15 points; James White 15 points.

HILLSDALE	min	fg-a	3fg-a	ft-a	reb	ast	to	bk	st	pf	pts
John Farr .....	25	2-5	1-1	0-0	3	0	2	1	1	3	4
Tim Homan .....	29	6-16	3-10	3-3	5	2	1	1	1	1	18
John Hamood .....	32	1-4	1-3	0-1	7	4	4	0	0	1	3
Drew Powell .....	20	1-5	0-1	0-0	2	1	4	0	1	2	2
Cory Coe .....	30	6-12	4-8	1-2	3	3	3	0	1	4	17
Felix Fanning .....	2	0-0	0-0	0-0	0	0	2	0	0	0	0
Evan Steward .....	3	0-0	0-0	0-0	1	0	0	0	0	0	0
Jason Moore .....	11	2-3	1-1	0-0	2	0	0	0	0	0	5
Michael Applegate .....	0	0-0	0-0	0-0	0	0	1	0	0	0	0
Travis Worst .....	15	2-8	0-2	0-1	3	0	2	0	0	2	4
Tony Gugion .....	17	1-7	0-1	3-4	9	0	0	0	0	2	5
Jason Weaver .....	14	5-6	1-1	1-2	1	1	1	0	0	3	12
Jesse Richards .....	2	0-0	0-0	0-0	1	1	0	0	0	0	0
Team .....					1	1					
<b>Totals</b> .....	<b>200</b>	<b>26-66</b>	<b>11-28</b>	<b>8-13</b>	<b>37</b>	<b>14</b>	<b>21</b>	<b>2</b>	<b>4</b>	<b>19</b>	<b>71</b>
		.394	.393	.615							

CINCINNATI	min	fg-a	3fg-a	ft-a	reb	ast	to	bk	st	pf	pts
Eric Hicks .....	20	6-8	1-2	2-5	8	0	1	2	0	2	15
Cedric McGowan .....	27	2-4	0-0	0-0	2	0	1	0	0	1	4
Armein Kirkland .....	21	3-9	2-3	2-2	6	4	3	1	0	3	10
Jihad Muhammad .....	23	5-8	5-7	0-0	1	4	0	0	0	2	15
James White .....	25	5-7	1-2	4-6	3	1	2	2	2	2	15
Chadd Moore .....	13	5-6	3-4	0-0	1	0	1	0	1	1	13
Dominic Tifford .....	8	1-5	0-2	4-5	0	0	1	0	2	0	6
Devan Downey .....	17	2-6	0-1	1-2	4	5	2	0	1	1	5
Pat Watt .....	4	0-0	0-0	0-0	0	0	0	0	0	1	0
Brandon Miller .....	4	0-0	0-0	1-2	0	0	0	0	0	0	1
Ronald Allen .....	12	1-1	0-0	2-2	5	1	1	0	0	2	4
DeAndre Coleman .....	18	3-7	2-6	3-4	5	0	0	0	0	2	11
Ryan Patzward .....	8	0-2	0-2	0-0	0	1	0	0	0	0	0
Team .....					1						
<b>Totals</b> .....	<b>200</b>	<b>33-63</b>	<b>14-29</b>	<b>19-28</b>	<b>36</b>	<b>18</b>	<b>11</b>	<b>5</b>	<b>8</b>	<b>15</b>	<b>99</b>
		.524	.483	.679							

**Halftime:** Cincinnati 49, Hillsdale 40. **Dead Ball Rebounds:** Cincinnati 6, Hillsdale 0. **Technical:** None. **Officials:** Ted Hillary, Curtis Shaw, Ron Tyburski. **Attendance:** 6,163.**GAME 1** Cincinnati Murray State 79 75

Nov. 19, 2005 Cincinnati, OH

**Final:** James White scored five points in the final 46 seconds to send the game into overtime to lead Cincinnati to a 79-75 win over Murray State.**Defining Moment:** White turned in a three-point play with 46 seconds remaining, then made a steal and drove for the game-tying dunk with six seconds left.**Key Stat:** Cincinnati outscored Murray State at the foul line, 22-12.**Performance Leaders:** White 21 points, 5 rebounds; Eric Hicks 18 points, 10 rebounds; Cedric McGowan 9 points, 10 rebounds.

MURRAY STATE	min	fg-a	3fg-a	ft-a	reb	ast	to	bk	st	pf	pts
Shawn Witherspoon .....	36	5-13	2-7	0-0	12	4	3	0	0	3	12
Justin Orr .....	43	6-11	1-5	0-0	3	3	1	1	0	1	13
Pearson Griffith .....	23	2-10	0-0	1-2	5	0	2	5	1	5	5
Trey Pearson .....	37	4-12	2-5	8-8	7	0	1	0	4	3	8
Keith Jenifer .....	32	2-6	1-1	0-0	4	3	0	1	3	5	5
Tyler Holloway .....	3	1-2	1-2	0-0	0	0	0	0	0	0	3
Darnell Hopkins .....	18	1-3	0-2	0-0	3	2	3	0	0	1	2
Rob Kennedy .....	6	3-4	1-1	0-0	1	0	0	0	0	2	7
Issian Redding .....	12	1-5	1-3	0-0	3	1	0	0	0	2	3
Charles Johnson .....	15	2-4	0-0	3-3	2	1	1	0	0	2	7
Team .....					1	1					
<b>Totals</b> .....	<b>225</b>	<b>27-70</b>	<b>9-26</b>	<b>12-13</b>	<b>41</b>	<b>14</b>	<b>15</b>	<b>6</b>	<b>6</b>	<b>22</b>	<b>75</b>
		.386	.346	.923							

CINCINNATI	min	fg-a	3fg-a	ft-a	reb	ast	to	bk	st	pf	pts
Eric Hicks .....	42	6-15	0-1	6-7	10	1	1	0	0	2	18
Cedric McGowan .....	32	4-8	0-1	1-2	10	2	0	0	0	3	9
Armein Kirkland .....	35	1-9	1-6	2-2	3	0	1	0	0	1	5
Jihad Muhammad .....	36	3-6	2-4	0-0	3	3	3	0	1	3	8
James White .....	44	7-21	0-5	7-7	5	3	4	0	2	3	21
Dominic Tifford .....	8	3-3	1-1	1-2	1	1	1	0	0	1	8
Devan Downey .....	15	1-2	0-0	2-4	1	3	1	0	0	4	4
Ronald Allen .....	2	0-1	0-0	2-2	1	0	0	0	0	0	2
DeAndre Coleman .....	11	1-1	1-1	1-2	1	1	0	0	0	0	4
Team .....					8						
<b>Totals</b> .....	<b>225</b>	<b>26-66</b>	<b>5-19</b>	<b>22-28</b>	<b>43</b>	<b>14</b>	<b>11</b>	<b>0</b>	<b>3</b>	<b>17</b>	<b>79</b>
		.394	.263	.786							

**Halftime:** Cincinnati 35, Murray St. 33. **Regulation:** Cincinnati 70, Murray St. 70. **Dead Ball Rebounds:** Cincinnati 4, Murray State 2. **Technical:** None. **Officials:** Frank Scagliotta, Jeff Clark, John Gaffney. **Attendance:** 8,088.**GAME 3** Cincinnati Holy Cross 77 55

Nov. 25, 2005 Cincinnati, OH

**Final:** Cincinnati exploded for 48 points in the second half to defeat Holy Cross, 77-55.**Defining Moment:** UC opened the second half with a 16-3 scoring run to break open a close game.**Key Stats:** After shooting .375 in the first half, the Bearcats shot .593 in the second 20 minutes.**Performance Leaders:** James White 19 points; Devan Downey 12 points, 3 assists, 4 steals.

HOLY CROSS	min	fg-a	3fg-a	ft-a	reb	ast	to	bk	st	pf	pts
Alex Vander Baan ..	24	3-5	0-0	0-0	5	1	2	0	1	3	6
Kevin Hyland .....	23	3-12	0-0	0-0	6	0	2	0	0	0	6
Toray Thomas .....	33	2-4	0-0	3-4	2	2	2	0	4	1	7
Keith Simmons .....	33	4-12	2-3	2-2	3	1	3	0	1	1	12
Kevin Hamilton .....	35	4-18	1-9	4-4	6	2	6	0	1	4	13
Tim Clifford .....	11	1-4	0-0	0-0	3	0	1	1	1	5	2
Lawrence Dixon .....	9	0-2	0-0	0-1	1	1	0	0	0	1	0
Kyle Cruze .....	3	1-3	1-3	0-0	0	0	0	0	0	1	2
Pat Doherty .....	11	0-2	0-0	2-3	5	2	2	0	0	1	2
Colin Cunningham ..	18	1-1	0-0	2-2	6	2	1	0	1	1	4
Team .....					2						
<b>Totals</b> .....	<b>200</b>	<b>19-63</b>	<b>4-15</b>	<b>13-16</b>	<b>39</b>	<b>11</b>	<b>19</b>	<b>1</b>	<b>10</b>	<b>19</b>	<b>55</b>
		.302	.267	.813							

CINCINNATI	min	fg-a	3fg-a	ft-a	reb	ast	to	bk	st	pf	pts
Eric Hicks .....	32	2-9	0-1	1-1	5	3	2	3	2	3	5
Cedric McGowan .....	26	4-7	1-1	0-0	7	2	1	0	1	0	9
Armein Kirkland .....	31	3-12	0-4	2-2	2	2	2	1	1	3	8
Devan Downey .....	23	3-5	1-2	5-7	5	3	3	0	4	3	12
James White .....	28	7-8	1-2	4-4	3	1	3	1	2	4	19
Dominic Tifford .....	12	3-4	0-0	0-0	1	1	0	0	0	0	6
Pat Watt .....	1	0-1	0-0	0-0	1	0	0	0	0	0	0
Jihad Muhammad .....	22	2-6	0-3	1-1	4	4	2	0	1	3	5
Brandon Miller .....	1	0-0	0-0	0-0	1	0	0	0	0	0	0
Ronald Allen .....	14	4-7	2-2	1-2	5	0	2	1	0	1	11
DeAndre Coleman .....	9	0-0	0-0	2-4	3	0	0	1	1	0	2
Erick Murray .....	1	0-0	0-0	0-0	0	0	0	0	0	0	0
Team .....					1						
<b>Totals</b> .....	<b>200</b>	<b>28-59</b>	<b>5-16</b>	<b>16-21</b>	<b>37</b>	<b>16</b>	<b>16</b>	<b>7</b>	<b>12</b>	<b>17</b>	<b>77</b>
		.475	.313	.762							

**Halftime:** Cincinnati 29, Holy Cross 26. **Dead Ball Rebounds:** Cincinnati 4, Holy Cross 3. **Technical:** None. **Officials:** Tim Higgins, Ed Hightower, Ray Perone. **Attendance:** 8,902.**PRESEASON NO. 2** Cincinnati Northern Kentucky 96 60

Nov. 12, 2005 Cincinnati, OH

**Final:** James White scored 19 points to lead Cincinnati to a 96-60 win over Northern Kentucky.**Defining Moment:** The Bearcats built a 10-point lead in the first seven minutes and were never threatened.**Key Stats:** Cincinnati shot .667 from the field, .500 from 3-point range.**Performance Leaders:** White 19 points; Eric Hicks 18 points, 8 rebounds; Devan Downey 15 points, 5 assists.

NO. KENTUCKY	min	fg-a	3fg-a	ft-a	reb	ast	to	bk	st	pf	pts
Vincent Humphrey ..	25	2-8	1-2	0-2	0	0	1	1	2	2	5
Kevin Schappell .....	14	1-3	1-2	0-0	0	0	0	0	0	1	3
Kevin Reinhardt .....	31	1-7	0-0	11-12	8	2	4	0	0	3	13
Kevin Ludgood .....	26	5-11	0-0	4-6	2	0	1	1	1	4	14
Scott Bibbins .....	23	0-2	0-0	0-2	2	3	5	0	1	3	0
Aaron Smith .....	15	1-6	1-6	0-0	1	0	1	0	0	0	3
Billy Fennell .....	17	1-2	0-0	2-3	3	5	1	0	0	0	4
Harrison Morton .....	24	0-3	0-1	2-2	2	2	1	0	0	2	2
Mark Hawkins .....	12	2-4	2-2	1	0	1	0	0	0	0	8
Mike Kimmey .....	2	0-1	0-0	0-0	0	0	0	0	1	0	0
Travis Rasso .....	11	4-7	0-0	0-0	3	0	0	0	0	1	8
Team .....					4						
<b>Totals</b> .....	<b>200</b>	<b>17-54</b>	<b>5-15</b>	<b>21-29</b>	<b>26</b>	<b>12</b>	<b>15</b>	<b>2</b>	<b>5</b>	<b>16</b>	<b>60</b>
		.315	.333	.724							

CINCINNATI	min	fg-a	3fg-a	ft-a	reb	ast	to	bk	st	pf	pts
Eric Hicks .....	26	8-10	1-2	1-2	8	2	4	1	2	1	18
Ronald Allen .....	8	0-0	0-0	0-0	2	0	2	1	0	3	0
Chadd Moore .....	17	3-5	2-3	0-0	0	1	1	0	1	1	8
Devan Downey .....	26	6-8	0-2	3-4	2	5	1	0	2	1	15
James White .....	26	6-9	2-3	5-7	1	2	0	1	1	0	19
Dominic Tifford .....	13	0-3	0-3	0-0	3	1	0	0	0	1	0
Pat Watt .....	2	1-2	0-0	0-0	0	0	0	0	0	0	2
Jihad Muhammad .....	12	1-2	1-1	0-0	2	2	1	0	0	3	3
Brandon Miller .....	2	0-0	0-0	0-0	1	0	0	1	0	0	0
Cedric McGowan .....	21	1-3	1-1	1-2	4	2	2	3	0	4	4
DeAndre Coleman .....	17	3-3	1-1	2-2	5	0	1	0	0	3	9
Armein Kirkland .....	24	6-8	2-4	2-2	3	4	0	1	1	1	16
Erick Murray .....	6	1-1	0-0	0-0	0	1	0	0	4	2	2
Team .....					3						
Totals .....	200	36-54	10-20	14-19	33	20	13	10	7	23	96



## GAME 5

(9) Memphis  
Cincinnati 91  
81

Dec. 3, 2005

Cincinnati, OH

**Final:** Memphis held off a couple of second half Cincinnati comebacks to defeat the Bearcats, 91-81.

**Defining Moment:** Memphis broke a 72-all tie at the 7:53 mark of the second half with an 11-2 scoring run.

**Key Stat:** Memphis freshman Antonio Anderson, whose previous scoring high was 8 points, tallied 32.

**Performance Leaders:** Eric Hicks 15 points, 14 rebounds; James White 17 points; Jihad Muhammad 17 points.

MEMPHIS	min	fg-a	3fg-a	ft-a	reb	ast	to	bk	st	pf	pts
Shawne Williams	19	7-13	3-4	2-2	5	3	1	2	3	4	19
Rodney Carney	11	0-4	0-3	0-0	3	0	1	1	0	2	0
Kareem Cooper	19	4-5	0-0	0-0	3	0	3	0	0	5	8
Antonio Anderson	35	11-15	7-9	3-5	2	2	2	0	2	0	32
Darius Washington	30	3-12	1-2	5-7	6	8	5	1	1	2	12
Waki Williams	5	0-0	0-0	0-0	1	0	0	1	0	0	0
Robert Dozier	23	1-5	0-1	2-3	7	0	1	1	0	1	4
C. Roberts-Douglas	33	4-12	0-2	3-4	6	3	4	1	1	3	11
Simlice Njoya	1	0-0	0-0	0-0	0	0	0	1	0	1	0
Andre Allen	11	0-3	0-0	1-2	1	2	0	2	1	1	1
Joey Dorsey	13	2-6	0-0	0-2	7	0	1	0	1	5	4
Team					4						
<b>Totals</b>	<b>200</b>	<b>32-75</b>	<b>11-21</b>	<b>16-25</b>	<b>45</b>	<b>18</b>	<b>8</b>	<b>10</b>	<b>24</b>	<b>91</b>	
		.427	.524	.640							

CINCINNATI	min	fg-a	3fg-a	ft-a	reb	ast	to	bk	st	pf	pts
Eric Hicks	37	3-11	0-0	9-14	14	0	2	3	0	2	15
Cedric McGowan	30	3-8	0-1	2-4	6	1	1	0	1	2	8
Armein Kirkland	27	4-8	2-4	0-0	3	3	0	0	0	5	10
Devan Downey	32	5-11	0-3	4-4	2	3	0	1	1	1	14
James White	32	4-9	1-3	8-8	6	2	5	2	0	4	17
Dominic Tillford	1	0-3	0-2	0-0	0	0	0	0	0	0	0
Jihad Muhammad	28	6-13	3-5	2-4	3	0	4	0	0	5	17
Ronald Allen	11	0-2	0-1	0-0	4	0	1	0	1	1	0
DeAndre Coleman	2	0-1	0-1	0-0	1	0	0	0	0	0	0
Erick Murray	0+	0-0	0-0	0-0	0	0	0	0	0	1	0
Team					3	1					
<b>Totals</b>	<b>200</b>	<b>25-66</b>	<b>6-20</b>	<b>25-34</b>	<b>42</b>	<b>8</b>	<b>20</b>	<b>5</b>	<b>3</b>	<b>20</b>	<b>81</b>
		.379	.300	.735							

**Halftime:** Memphis 44, Cincinnati 35. **Dead Ball Rebounds:** Memphis 9, Cincinnati 6. **Technical:** Memphis bench. **Officials:** Tim Higgins, Mike Kitts, Frank Scagliotta. **Attendance:** 9,440.

## GAME 7

Cincinnati  
Ohio 86  
58

Dec. 14, 2005

Cincinnati, OH

**Final:** Devan Downey scored 24 points and made four steals to lead Cincinnati to an 86-58 win over Ohio.

**Defining Moment:** UC broke a 40-all tie with a 24-5 scoring run early in the second half.

**Key Stats:** The Bearcats forced 18 turnovers by making 14 steals and forcing two shot clock violations.

**Performance Leaders:** Downey career-high 24 points, career-high 5 assists, 4 steals; James White 18 points, 7 rebounds; Eric Hicks 9 rebounds, 5 blocks.

OHIO	min	fg-a	3fg-a	ft-a	reb	ast	to	bk	st	pf	pts
Sonny Troutman	33	6-12	3-6	2-4	6	5	2	0	0	4	17
Leon Williams	31	4-10	0-0	1-2	9	0	3	0	0	4	9
Mychal Green	35	2-11	1-6	4-6	6	2	3	1	1	2	9
Jeremy Fears	28	1-12	0-5	0-0	2	5	3	0	0	1	2
Jeff Halbert	10	2-2	1-1	0-0	2	0	0	0	0	1	5
Johnnie Jackson	4	0-2	0-2	1-2	0	0	0	0	0	1	1
Whitney Davis	31	4-11	2-4	0-0	6	0	3	1	2	0	10
Antonio Chatman	12	0-0	0-0	0-0	1	0	1	0	0	0	0
Ken Ottrix	1	0-1	0-0	0-0	1	0	0	0	0	0	0
Jerome Tillman	15	2-4	0-0	1-2	5	0	1	1	0	2	5
Team					3	2					
<b>Totals</b>	<b>200</b>	<b>21-65</b>	<b>7-24</b>	<b>9-16</b>	<b>41</b>	<b>12</b>	<b>18</b>	<b>3</b>	<b>3</b>	<b>15</b>	<b>58</b>
		.323	.292	.563							

CINCINNATI	min	fg-a	3fg-a	ft-a	reb	ast	to	bk	st	pf	pts
Eric Hicks	33	4-7	0-0	0-0	9	2	1	5	3	0	8
Cedric McGowan	26	4-7	0-0	0-1	8	1	1	0	1	0	8
Armein Kirkland	26	4-11	3-7	0-0	2	1	0	1	1	2	11
James White	36	7-13	1-4	3-4	7	4	0	1	2	2	18
Devan Downey	33	10-16	0-2	4-5	1	5	3	0	4	1	24
Chadd Moore	19	2-4	2-4	0-0	4	2	3	0	2	2	6
Dominic Tillford	3	0-2	0-1	0-0	1	0	1	0	0	0	0
Pat Watt	1	0-0	0-0	0-0	1	0	0	0	0	1	0
Jihad Muhammad	12	1-5	0-1	0-0	3	2	0	0	1	1	2
Brandon Miller	1	0-0	0-0	0-0	0	0	0	0	0	0	0
Ronald Allen	6	1-1	1-1	2-2	1	0	1	0	0	3	5
DeAndre Coleman	1	0-0	0-0	2-2	0	0	0	0	0	0	2
Erick Murray	3	1-1	0-0	0-0	0	0	0	0	0	0	2
Team					2						
<b>Totals</b>	<b>200</b>	<b>34-72</b>	<b>7-20</b>	<b>11-14</b>	<b>39</b>	<b>17</b>	<b>10</b>	<b>7</b>	<b>14</b>	<b>12</b>	<b>86</b>
		.507	.350	.786							

**Halftime:** Cincinnati 39, Ohio 38. **Dead Ball Rebounds:** Cincinnati 2, Ohio 5. **Technical:** None. **Officials:** Ted Hillary, Karl Hess, Bernard Clinton. **Attendance:** 9,133.

## GAME 9

Cincinnati  
Ark.-Monticello 84  
63

Dec. 19, 2005

Cincinnati, OH

**Final:** Five Bearcats scored in double figures as Cincinnati defeated Arkansas-Monticello, 84-63.

**Defining Moment:** UC opened a 10-point lead in the final six minutes of the first half.

**Key Stat:** UC shot a season-high .857 at the foul line.

**Performance Leaders:** James White 18 points; Eric Hicks 15 points; Jihad Muhammad 15 points.

ARK.-MONT.	min	fg-a	3fg-a	ft-a	reb	ast	to	bk	st	pf	pts
B. Mayweather	30	5-10	0-0	3-4	8	3	4	2	1	3	13
Billy McDaniel	39	4-10	1-7	0-0	4	2	4	1	1	3	9
MJumbe Williams	15	2-7	1-4	0-0	4	2	0	0	1	2	5
Torre Doty	26	6-14	0-2	2-2	5	0	1	0	1	0	14
Nate Newell	38	-11	3-7	3-4	3	3	2	1	1	0	16
Robert Miller	23	1-2	0-1	0-0	1	4	2	0	0	4	2
DeMarcus Wilson	1	0-0	0-0	0-0	2	0	0	0	0	1	0
Ron McGrew	10	2-2	0-0	0-0	1	0	2	0	0	3	4
Team					3					1	
<b>Totals</b>	<b>200</b>	<b>25-56</b>	<b>5-21</b>	<b>8-10</b>	<b>31</b>	<b>14</b>	<b>15</b>	<b>4</b>	<b>5</b>	<b>17</b>	<b>63</b>
		.446	.238	.800							

CINCINNATI	min	fg-a	3fg-a	ft-a	reb	ast	to	bk	st	pf	pts
Eric Hicks	31	5-8	0-0	5-7	6	2	0	3	0	0	15
Cedric McGowan	29	1-3	1-1	6-6	13	1	0	0	1	2	9
Armein Kirkland	30	3-10	3-5	3-4	4	3	1	0	0	0	12
James White	26	6-12	2-6	4-4	6	1	4	1	3	1	18
Devan Downey	27	6-14	1-3	0-0	2	3	2	0	1	0	13
Chadd Moore	15	0-1	0-0	1	4	0	1	1	1	1	0
Dominic Tillford	7	1-4	0-2	0-0	1	1	1	0	0	2	2
Pat Watt	2	0-0	0-0	0-0	0	1	0	0	0	0	0
Jihad Muhammad	20	5-9	5-8	0-0	0	0	0	0	1	3	15
Brandon Miller	3	0-0	0-0	0-0	0	1	0	0	0	0	0
Ronald Allen	10	0-2	0-1	0-0	0	0	0	0	1	2	0
Team					4						
<b>Totals</b>	<b>200</b>	<b>27-63</b>	<b>12-27</b>	<b>18-21</b>	<b>37</b>	<b>15</b>	<b>10</b>	<b>5</b>	<b>8</b>	<b>11</b>	<b>84</b>
		.429	.444	.857							

**Halftime:** Cincinnati 38, Ark.-Monticello 28. **Dead Ball Rebounds:** Cincinnati 1, Ark.-Monticello 3. **Technical:** Ark.-Monticello bench. **Officials:** Ray Natili, Manny Upton, Jeff Nichols. **Attendance:** 6,024.

## GAME 6

Cincinnati  
Vanderbilt 92  
83

Dec. 10, 2005

Nashville, TN

**Final:** James White and Devan Downey each scored 18 points to lead Cincinnati to a 92-83 win over Vanderbilt, breaking VU's 28-game home non-league win streak.

**Defining Moment:** UC stretched a six-point lead to 16 with a 13-3 run in the final five minutes of the first half.

**Key Stats:** The Bearcats shot season highs of .484 from the field and .833 at the foul line.

**Performance Leaders:** White 18 points, 7-of-9 shooting, 7 rebounds; Downey 18 points, 4 steals; Armein Kirkland 15 points, 5 assists.

CINCINNATI	min	fg-a	3fg-a	ft-a	reb	ast	to	bk	st	pf	pts
Eric Hicks	30	4-9	0-0	5-5	8	1	1	1	0	5	13
Cedric McGowan	27	3-5	0-1	4-4	5	1	1	0	0	3	10
Armein Kirkland	33	5-13	2-4	3-6	3	5	2	1	1	1	15
James White	33	7-9	4-5	0-0	7	0	4	2	3	4	18
Devan Downey	30	5-11	0-2	8-9	2	2	1	0	4	4	18
Chadd Moore	22	2-4	0-1	5-6	0	1	1	0	1	3	9
Jihad Muhammad	18	4-10	1-4	0-0	3	1	0	0	0	0	9
Ronald Allen	7	0-1	0-1	0-0	3	0	0	0	0	4	0
Team					3	1					
<b>Totals</b>	<b>200</b>	<b>30-62</b>	<b>7-18</b>	<b>25-30</b>	<b>32</b>	<b>11</b>	<b>10</b>	<b>4</b>	<b>9</b>	<b>24</b>	<b>92</b>
		.484	.389	.833							

VANDERBILT	min	fg-a	3fg-a	ft-a	reb	ast	to	bk	st	pf	pts
Shan Foster	27	3-7	1-1	0-0	3	0	1	0	1	2	7
Julian Terrell	33	1-8	0-0	9-12	14	5	1	1	1	1	11
Ted Skuchas	9	0-0	0-0	0-0	1	0	1	0	0	0	0
Mario Moore	25	2-6	0-3	1-2	3	1	2	0	0	4	5
Derrick Byars	36	9-16	5-6	2-4	6	3	3	0	0	3	25
Dan Cage	11	1-2	0-1	2-2	0	0	1	0	0	1	4
DeMarre Carroll	36	6-11	0-0	4-8	4	2	0	0	3	3	16
Alex Gordon	22	4-10	2-5	5-6	3	4	0	0	3	2	15
Davis Nwankwo	1	0-0	0-0	0-0	2	0	0	0	0	0	0
Team					7						
<b>Totals</b>	<b>200</b>	<b>26-60</b>	<b>8-16</b>	<b>23-34</b>	<b>43</b>	<b>14</b>	<b>17</b>	<b>1</b>	<b>8</b>	<b>20</b>	<b>83</b>
		.433	.500	.676							

**Halftime:** Cincinnati 49, Vanderbilt 41. **Dead Ball Rebounds:** Cincinnati 1, Vanderbilt 6. **Technical:** Hicks (Cincinnati). **Officials:** Tony Greene, Mike Stuart, Bernard Clinton. **Attendance:** 13,032

## GAME 8

## GAME 11

Cincinnati  
LSU75  
72

Dec. 23, 2005 Las Vegas, NV

**Final:** James White scored eight points in the final 2:27 to lift Cincinnati to a 75-72 win over LSU.

**Defining Moment:** With UC trailing, 72-67, White hit 3-pointers at the 2:27 and 1:51 marks, then sank a pair of free throws with 17 seconds remaining.

**Key Stat:** UC forced 23 turnovers and scored 20 points off of turnovers.

**Performance Leaders:** White 19 points; Eric Hicks 21 points, 7 rebounds, 3 blocks; Armein Kirkland 12 points, 4 assists; Devan Downey 11 points, 8 assists.

LSU	min	fg-a	3fg-a	ft-a	reb	ast	to	bk	st	pf	pts
Glen Davis	34	9-15	0-0	3-4	8	0	5	3	2	3	21
Tasmin Mitchell	31	4-6	0-1	2-2	1	2	3	0	0	3	10
Ben Voogd	17	0-2	0-0	2-2	0	4	4	0	0	1	2
Tyrus Thomas	25	4-7	0-0	4-7	13	4	3	2	1	2	12
Darrell Mitchell	40	7-13	2-5	1-3	3	5	5	0	2	2	17
Tack Minor	14	3-5	0-0	0-1	0	3	2	0	2	1	6
Garrett Temple	15	0-2	0-2	0-0	1	0	1	0	1	3	0
Magnum Rolle	6	0-0	0-0	0-0	1	0	0	0	0	1	0
Darnell Lazare	10	1-3	0-0	2-2	5	0	0	0	0	0	4
Team					6						
<b>Totals</b>	<b>200</b>	<b>28-53</b>	<b>2-8</b>	<b>14-21</b>	<b>38</b>	<b>18</b>	<b>23</b>	<b>5</b>	<b>8</b>	<b>16</b>	<b>72</b>

CINCINNATI	min	fg-a	3fg-a	ft-a	reb	ast	to	bk	st	pf	pts
Eric Hicks .....	37	9-13	0-0	3-5	7	2	4	3	0	2	21
Cedric McGowan .....	10	0-2	0-1	0-0	1	1	0	1	0	0	0
Armein Kirkland .....	36	5-12	2-6	0-0	4	4	3	1	2	3	12
James White .....	40	5-10	3-5	6-8	5	0	0	0	2	2	19
Devan Downey .....	31	5-14	1-2	0-0	1	8	3	1	0	2	11
Chadd Moore .....	16	0-1	0-1	1-2	2	0	1	0	0	0	1
Jihad Muhammad .....	24	3-7	3-4	0-0	0	1	2	0	1	3	9
Ronald Allen .....	6	1-1	0-0	0-0	2	0	1	0	0	2	2
Team .....					3						
Totals .....	200	28-60	9-19	10-15	26	14	6	5	14	75	
		.467	.474	.667							

**Halftime:** Cincinnati 39, LSU 37. **Dead Ball Rebounds:** Cincinnati 3, LSU 3. **Technical:** None. **Officials:** Bruce Hicks, Martin Cota, Jim Giron. **Attendance:** 1,000.

## GAME 13

Cincinnati  
N. Carolina A&T105  
69

Dec. 30, 2005 Cincinnati, OH

**Final:** Eric Hicks' career-high 24 points sparked Cincinnati's 105-69 win over North Carolina A&T.

**Defining Moment:** UC took control with an early 11-0 run.

**Key Stat:** Six Bearcats scored in double figures.

**Performance Leaders:** Hicks 24 points, 10 rebounds, 16th career double-double; Devan Downey career-high 11 assists, 13 points; James White 23 points.

N.C. A&T	min	fg-a	3fg-a	ft-a	reb	ast	to	bk	st	pf	pts
Trahern Chaplin	25	3-5	2-3	2-2	6	0	0	1	0	0	10
Greg Roberts	26	3-11	0-0	0-0	4	1	1	0	1	3	6
Jason Wills	24	5-10	0-0	1-3	4	2	3	0	1	2	11
Leslie Powell	26	4-9	0-1	1-1	2	0	7	0	2	4	9
Derek Crumpton	13	2-4	1-3	0-0	3	0	1	0	0	2	5
Demetrius Guions	20	2-8	1-3	1-2	2	4	0	1	2	6	6
Michael Hayes	19	4-7	3-4	3-3	1	2	2	0	0	2	14
Christopher Faison	14	1-3	0-1	0-0	1	2	2	0	1	0	2
Walter Booth	16	1-6	0-1	0-0	4	1	1	0	0	1	2
James Porter	12	1-2	0-0	1-2	2	1	1	0	0	2	3
Michael Williams	5	0-0	0-0	1-3	2	0	0	0	0	2	1
Team					4	2					
<b>Totals</b>	<b>200</b>	<b>26-65</b>	<b>7-16</b>	<b>10-16</b>	<b>35</b>	<b>11</b>	<b>24</b>	<b>1</b>	<b>6</b>	<b>20</b>	<b>69</b>

	.400	.438	.625								
CINCINNATI	min	fg-a	3fg-a	ft-a	reb	ast	to	bk	st	pf	pts
Eric Hicks .....	32	11-14	0-0	2-4	10	1	3	7	1	1	24
Cedric McGowan ...	23	4-7	0-1	4-4	5	0	0	0	2	2	12
Armein Kirkland ...	24	3-6	1-2	4-4	3	2	1	0	0	2	11
James White .....	30	8-13	4-5	3-4	5	4	1	1	4	2	23
Devan Downey .....	27	3-8	1-2	6-8	2	11	2	0	2	2	13
Chadd Moore .....	15	2-4	1-3	0-0	3	0	2	0	1	1	5
Dominic Tilford .....	19	1-4	1-3	0-0	1	3	0	0	1	0	3
Pat Watt .....	2	0-0	0-0	0-0	0	1	0	0	0	0	0
Jihad Muhammad ...	11	1-5	0-3	0-0	3	3	2	0	1	2	3
Brandon Miller .....	3	0-0	0-0	1-2	1	0	0	0	0	0	1
Ronald Allen .....	14	4-6	2-3	1-2	4	0	2	0	1	4	11
Team .....					3						
Totals .....	200	37-67	10-22	21-28	40	25	13	8	13	17	105
		.552	.455		.750						

**Halftime:** Cincinnati 52, N.C. A&T 34. **Dead Ball Rebounds:** Cincinnati 4, N.C. A&T 3. **Technical:** None. **Officials:** Ed Corbett, Ray Perone, Mike Roberts. **Attendance:** 8,559.

## GAME 15

Cincinnati  
Marquette70  
66

Jan. 7, 2006 Milwaukee, WI

**Final:** Eric Hicks recorded a triple-double to lead Cincinnati to a 70-66 win over Marquette.

**Defining Moment:** UC overcame a nine-point deficit in the second half with a 15-2 scoring run.

**Key Stat:** UC limited Marquette to .379 shooting.

**Performance Leaders:** Hicks 22 points, 12 rebounds, 10 blocks (ties UC record); Armein Kirkland 14 points—7 in the comeback scoring run, 5 rebounds; Devan Downey career high five steals.

CINCINNATI	min	fg-a	3fg-a	ft-a	reb	ast	to	bk	st	pf	pts
Eric Hicks	38	9-13	1-2	3-5	12	2	0	10	1	0	22
Cedric McGowan	26	2-2	0-0	2-2	4	2	2	1	0	3	6
Armein Kirkland	37	5-9	2-5	2-3	5	3	2	0	0	3	14
James White	27	4-13	2-6	2-3	5	2	2	4	1	4	12
Devan Downey	27	2-9	0-1	2-2	3	2	2	1	5	1	6
Chadd Moore	10	0-1	0-1	0-0	0	0	1	0	0	0	0
Jihad Muhammad	26	4-11	1-5	1-2	6	1	4	1	0	4	10
Ronald Allen	9	0-2	0-1	0-0	2	0	1	1	0	0	0
Team					5						
<b>Totals</b>	<b>200</b>	<b>26-60</b>	<b>6-21</b>	<b>12-17</b>	<b>42</b>	<b>12</b>	<b>14</b>	<b>18</b>	<b>7</b>	<b>15</b>	<b>70</b>

MARQUETTE	min	fg-a	3fg-a	ft-a	reb	ast	to	bk	st	pf	pts
Steve Novak	37	5-9	4-7	3-4	10	2	0	0	1	3	17
Ryan Amoroso	12	1-4	0-2	0-0	3	0	0	0	1	1	2
Dominic James	33	6-15	2-4	4-4	6	4	3	1	2	2	18
Jerel McNeal	35	7-21	0-3	2-2	4	2	3	0	1	3	16
Joe Chapman	27	1-3	0-2	0-0	2	0	1	0	1	1	2
Dan Fitzgerald	25	2-5	0-1	0-1	1	4	3	1	0	1	4
Dwight Burke	1	0-0	0-0	0-0	0	0	0	0	0	0	0
Ousmane Barro	15	3-6	0-0	0-0	2	1	1	0	0	4	6
Jamil Lott	15	0-3	0-0	1-2	3	0	2	2	2	1	1
Team					5						
<b>Totals</b>	<b>200</b>	<b>25-66</b>	<b>6-19</b>	<b>10-13</b>	<b>36</b>	<b>13</b>	<b>13</b>	<b>4</b>	<b>8</b>	<b>16</b>	<b>66</b>

**Halftime:** Marquette 46, Cincinnati 36. **Dead Ball Rebounds:** Cincinnati 2, Marquette 2. **Technical:** None. **Officials:** Ed Corbett, Michael Stephens, Jeff Clark. **Attendance:** 15,105.

## GAME 12

Cincinnati  
Miami (Ohio)75  
65

Dec. 28, 2005 U.S. Bank Arena Cincinnati, OH

**Final:** Jihad Muhammad keyed a second-half comeback as Cincinnati turned back Miami, 75-65.

**Defining Moment:** Muhammad made a pair of steals and turned them into baskets to key an 11-0 run which rallied UC from a five-point deficit in the second half.

**Key Stat:** UC outscored Miami at the foul line, 23-8.

**Performance Leaders:** Devan Downey 19 points; Muhammad 15 points, 4 rebounds, 4 assists, 2 blocks; Cedric McGowan 10 points, 7 rebounds.

MIAMI (Ohio)	min	fg-a	3fg-a	ft-a	reb	ast	to	bk	st	pf	pts
Michael Bramos	20	1-4	0-2	0-0	5	1	0	1	1	2	2
Nate VanderSluis	21	2-5	0-0	0-0	3	0	2	2	0	2	4
Doug Penno	26	2-5	2-5	0-2	4	3	1	0	0	4	6
Josh Hausfeld	17	1-5	1-5	0-0	0	1	0	1	0	1	3
William Hatcher	40	11-17	2-4	2-2	3	5	3	1	3	2	26
Lawrence Ross	1	1-1	1-1	0-0	0	0	0	0	0	1	3
Chad Troyer	11	0-2	0-0	0-0	2	0	0	0	0	1	0
Monty St. Clair	18	1-5	1-4	1-2	1	1	1	0	1	2	4
Nathan Peavy	16	1-6	0-0	2-3	3	0	2	0	0	3	4
Tim Pollitz	30	5-14	0-2	3-4	8	1	3	1	0	0	13
Team					3						
<b>Totals</b>	<b>200</b>	<b>25-64</b>	<b>7-25</b>	<b>8-13</b>	<b>32</b>	<b>12</b>	<b>12</b>	<b>6</b>	<b>5</b>	<b>19</b>	<b>65</b>

	.391	.280	.615								
CINCINNATI	min	fg-a	3fg-a	ft-a	reb	ast	to	bk	st	pf	pts
Eric Hicks .....	34	5-7	1-1	0-0	9	1	4	4	0	2	11
Cedric McGowan ...	34	5-9	0-1	0-0	7	1	0	0	1	0	10
Armein Kirkland .....	30	2-8	0-0	5-6	5	3	2	0	0	0	9
James White .....	31	1-6	0-1	8-9	3	1	2	0	0	2	10
Devan Downey .....	26	4-7	2-2	9-9	2	2	2	0	1	3	19
Chadd Moore .....	11	0-0	0-0	0-0	0	0	1	0	1	1	0
Jihad Muhammad ...	30	6-11	3-6	0-0	4	4	3	2	1	3	15
Ronald Allen .....	4	0-0	0-0	1-2	0	0	0	0	0	1	1
Team .....					2					1	
Totals .....	200	23-48	6-11	23-26	32	12	14	6	4	13	75
		.479	.545	.885							

**Halftime:** Miami 35, Cincinnati 30. **Dead Ball Rebounds:** Cincinnati 3, Miami 5. **Technical:** None. **Officials:** Mike Kitts, William Bush, Jamie Luckie. **Attendance:** 11,786.

## GAME 14

Cincinnati  
DePaul82  
60

Jan. 4, 2006 Cincinnati, OH

**Final:** Eric Hicks and Jihad Muhammad each scored 20 points to lead Cincinnati to an 82-60 win over DePaul in the BIG EAST debuts for both teams.

**Defining Moment:** UC took control with 17-6 scoring run late in the first half.

**Key Stat:** UC outrebounded DePaul, 53-35.

**Performance Leaders:** Hicks 20 points, 15 rebounds; Muhammad 20 points; Cedric McGowan 13 points, career-high 20 rebounds.

DePAUL	min	fg-a	3fg-a	ft-a	reb	ast	to	bk	st	pf	pts
Karron Clark .....	23	0-7	0-3	1-2	8	0	0	2	0	1	1
Marlon Brumfield .....	19	0-2	0-0	2-4	3	0	0	2	0	2	2
Jabari Currie .....	14	0-2	0-0	0-0	0	0	2	0	0	1	0
Draelon Burns .....	32	7-22	2-5	0-1	11	1	1	0	1	2	16
Sammy Mejia .....	35	8-15	2-5	2-3	6	0	3	0	0	2	20
Cliff Clinkscales .....	29	0-3	0-1	2-2	0	4	2	0	1	1	2
Marcus Heard .....	18	1-4	0-2	0-0	3	0	0	1	0	1	2
Wilson Chandler .....	26	7-9	1-1	2-3	1	0	1	1	0	2	17
Lorenzo Thompson .....	4	0-0	0-0	0-0	0	0	0	0	0	0	0
Team .....					3						
Totals .....	200	23-64	5-17	9-15	35	5	9	6	2	11	60

## GAME 17

(24) Syracuse 77  
(25) Cincinnati 58

Jan. 14, 2006 Cincinnati, OH

**Final:** Gerry McNamara's 29 points, 22 in the second half, led Syracuse to a 77-58 win over Cincinnati.**Defining Moment:** The Orange broke the game open with a 10-0 scoring run early in the second half.**Key Stat:** Syracuse scored 36 points in the paint.**Performance Leaders:** James White 16 points; Eric Hicks 9 points, 7 rebounds.

SYRACUSE	min	fg-a	3fg-a	ft-a	reb	ast	to	bk	st	pf	pts
Terrence Roberts ...	40	4-8	0-0	3-5	10	1	1	1	0	2	11
Demetrius Nichols ...	38	7-15	1-4	3-5	10	2	2	0	2	2	18
Darryl Watkins ...	17	2-3	0-0	0-0	5	0	1	3	0	4	4
Gerry McNamara ...	37	10-18	5-9	4-4	4	6	3	0	0	2	29
Eric Devendorf ...	17	2-5	0-2	0-0	3	0	2	0	1	5	4
Andy Rautins ...	4	0-1	0-1	0-0	0	1	0	0	0	1	0
Arinze Onuaku ...	23	3-5	0-0	0-0	8	2	1	0	0	2	6
Josh Wright ...	2	0-0	0-0	0-0	0	0	0	0	0	0	0
Louie McCroskey ...	22	1-8	0-1	3-4	8	0	4	0	1	4	5
Team					3		1				
<b>Totals</b>	<b>200</b>	<b>29-63</b>	<b>6-17</b>	<b>13-18</b>	<b>51</b>	<b>12</b>	<b>15</b>	<b>4</b>	<b>4</b>	<b>22</b>	<b>77</b>
		<b>.460</b>	<b>.353</b>	<b>.722</b>							

CINCINNATI	min	fg-a	3fg-a	ft-a	reb	ast	to	bk	st	pf	pts
Eric Hicks	31	3-8	0-0	3-7	7	0	0	0	0	4	9
James White	40	5-13	1-4	5-7	2	2	3	0	1	4	16
Cedric McGowan	25	3-5	0-0	0-0	8	1	2	1	1	3	6
Chadd Moore	22	2-7	0-4	0-0	1	0	1	0	0	3	4
Devan Downey	28	3-10	0-1	3-5	1	3	1	0	4	4	9
Domonic Tifford	2	0-1	0-1	2-2	0	0	0	0	0	0	2
Jihad Muhammad	29	2-9	2-7	0-0	2	1	0	1	1	1	6
Ronald Allen	15	1-3	1-2	1-2	2	0	0	0	1	0	4
Connor Barwin	8	0-1	0-0	2-3	1	0	0	0	1	0	2
Team					3						
<b>Totals</b>	<b>200</b>	<b>19-57</b>	<b>4-19</b>	<b>16-26</b>	<b>27</b>	<b>7</b>	<b>7</b>	<b>2</b>	<b>9</b>	<b>19</b>	<b>58</b>
		<b>.333</b>	<b>.211</b>	<b>.615</b>							

**Halftime:** Cincinnati 34, Syracuse 34. **Dead Ball Rebounds:** Syracuse 4, Cincinnati 5. **Technical:** None. **Officials:** Ed Hightower, John Hughes, Jim Haney. **Attendance:** 13,176.

## GAME 19

Cincinnati 71  
Rutgers 66

Jan. 22, 2006 Cincinnati, OH

**Final:** Devan Downey scored 21 points and Chadd Moore came up with a game-saving steal and clinching free throws in the final seconds in Cincinnati's 71-66 win over Rutgers.**Defining Moment:** Rutgers overcame a 12-point second half deficit to take a 59-58 lead with 4:44 to play. James White's trey regained the lead for UC which held a 69-66 lead prior to Moore's heroics in the final 17 seconds.**Key Stat:** UC committed a season-low five turnovers.**Performance Leaders:** Downey 21 points, 4 assists, 4 steals; Eric Hicks 13 points, 12 rebounds.

RUTGERS	min	fg-a	3fg-a	ft-a	reb	ast	to	bk	st	pf	pts
Marquis Webb	38	4-9	3-6	0-0	0	1	3	0	0	2	11
JR Inman	32	2-11	2-5	2-2	7	0	2	0	2	4	8
Byron Joynes	19	1-1	0-0	0-0	11	0	0	0	1	3	2
Anthony Farmer	37	2-9	2-4	4-6	4	6	3	1	0	1	10
Quincy Douby	36	8-15	2-5	1-2	1	3	3	0	0	2	19
Jaron Griffin	8	0-3	0-0	0-0	0	0	0	0	0	0	0
Shayle Keating	1	0-0	0-0	0-0	0	0	1	0	0	0	0
Ollie Bailey	4	0-0	0-0	0-0	1	0	0	0	0	1	0
Jimmie Inglis	23	6-6	0-0	4-5	8	1	2	2	0	3	16
Dan Watterstradt	2	0-0	0-0	0-0	0	0	0	0	0	0	0
Team					7		1				
<b>Totals</b>	<b>200</b>	<b>23-54</b>	<b>9-20</b>	<b>11-15</b>	<b>39</b>	<b>11</b>	<b>15</b>	<b>3</b>	<b>3</b>	<b>16</b>	<b>66</b>
		<b>.426</b>	<b>.450</b>	<b>.733</b>							

CINCINNATI	min	fg-a	3fg-a	ft-a	reb	ast	to	bk	st	pf	pts
Eric Hicks	36	4-13	0-1	5-8	12	0	1	2	2	3	13
James White	39	4-6	2-3	4-5	4	2	1	0	2	2	14
Cedric McGowan	28	4-8	0-2	0-0	2	3	0	0	1	2	8
Chadd Moore	27	4-7	1-1	2-2	3	1	0	0	1	3	11
Devan Downey	37	9-17	1-1	2-4	2	4	3	0	4	2	21
Jihad Muhammad	17	0-3	0-2	0-0	1	3	0	0	0	0	0
Ronald Allen	2	0-1	0-1	0-0	0	0	0	0	0	1	0
Connor Barwin	12	2-5	0-1	0-0	4	1	0	0	0	3	4
Scott Benken	2	0-0	0-0	0-0	0	0	0	0	0	0	0
Team					4						
<b>Totals</b>	<b>200</b>	<b>27-60</b>	<b>4-12</b>	<b>13-19</b>	<b>32</b>	<b>14</b>	<b>5</b>	<b>2</b>	<b>10</b>	<b>16</b>	<b>71</b>
		<b>.450</b>	<b>.333</b>	<b>.684</b>							

**Halftime:** Cincinnati 28, Rutgers 24. **Dead Ball Rebounds:** Cincinnati 2, Rutgers 1. **Technical:** None. **Officials:** Mike Kitts, Steve Welmer, Jim Haney. **Attendance:** 9,460.

## GAME 21

(21) Georgetown 76  
Cincinnati 57

Jan. 28, 2006 Washington, DC

**Final:** Poor shooting doomed Cincinnati in its 76-57 loss at No. 21 Georgetown.**Defining Moment:** Georgetown built a 16-point lead in the first half, during which UC shot .242 and scored 20 points.**Key Stat:** UC committed a season-low 4 turnovers.**Performance Leaders:** James White 22 points; Eric Hicks 13 points, 9 rebounds, 4 blocks.

CINCINNATI	min	fg-a	3fg-a	ft-a	reb	ast	to	bk	st	pf	pts
Eric Hicks	36	5-11	1-2	2-3	9	0	1	4	0	1	13
James White	37	7-17	0-6	8-9	3	2	1	0	0	4	22
Cedric McGowan	33	4-6	0-1	0-0	9	1	0	0	1	2	8
Jihad Muhammad	23	1-10	0-7	0-0	1	0	0	0	0	2	2
Devan Downey	20	0-5	0-0	0-0	1	2	0	0	1	0	0
Chadd Moore	26	1-5	1-4	0-0	2	2	2	0	1	2	3
Domonic Tifford	13	1-2	1-1	1-2	0	1	1	0	0	0	4
Brandon Miller	1	1-1	1-1	0-0	0	0	0	0	0	0	3
Ronald Allen	6	1-2	0-1	0-0	1	0	0	0	0	1	2
Connor Barwin	5	0-1	0-0	0-0	0	0	0	0	0	1	0
Team					5						
<b>Totals</b>	<b>200</b>	<b>21-60</b>	<b>4-24</b>	<b>11-14</b>	<b>31</b>	<b>8</b>	<b>4</b>	<b>4</b>	<b>4</b>	<b>13</b>	<b>57</b>
		<b>.350</b>	<b>.167</b>	<b>.786</b>							

GEORGETOWN	min	fg-a	3fg-a	ft-a	reb	ast	to	bk	st	pf	pts
Brandon Bowman	26	4-9	0-2	4-4	5	2	1	0	0	1	12
Jeff Green	33	8-19	2-5	2-2	7	5	0	1	0	1	20
Roy Hibbert	23	4-6	0-0	0-0	7	2	1	0	0	2	8
Ashanti Cook	25	3-5	2-4	0-0	2	5	0	0	2	1	8
Jonathan Wallace	29	4-7	2-3	0-0	4	2	1	0	0	1	10
Darrel Owens	18	1-4	1-4	0-0	2	3	1	0	0	3	3
Jessie Sapp	22	3-5	1-1	0-0	4	1	1	0	0	1	7
Tyler Crawford	3	0-1	0-0	0-1	1	0	0	0	0	1	0
Josh Thornton	3	1-1	1-1	0-0	1	0	1	0	0	0	3
Tay Spann	3	0-0	0-0	0-0	0	0	1	0	0	0	0
Marc Egerson	8	1-1	1-1	0-0	1	0	0	0	0	1	3
Ryan Beal	1	1-1	0-0	0-0	0	0	0	0	0	0	2
A. Kilkenny-Diaw	3	0-0	0-0	0-0	0	0	0	0	0	1	0
Sead Dizdarevic	3	0-0	0-0	0-0	0	2	0	0	0	1	0
Team					5		1				
<b>Totals</b>	<b>200</b>	<b>30-58</b>	<b>10-21</b>	<b>6-7</b>	<b>39</b>	<b>22</b>	<b>8</b>	<b>4</b>	<b>4</b>	<b>14</b>	<b>76</b>
		<b>.517</b>	<b>.476</b>	<b>.857</b>							

**Halftime:** Georgetown 36, Cincinnati 20. **Dead Ball Rebounds:** Georgetown 0, Cincinnati 1. **Technical:** None. **Officials:** Mike Kitts, Tom Lopes, Paul Fala. **Attendance:** 12,016.

## GAME 18

Xavier 73  
Cincinnati 71

Jan. 19, 2006 Cintas Center Cincinnati, OH

**Final:** James White's last-second game-winning trey attempt was off the mark to allow Xavier to claim a 73-71 overtime win over Cincinnati.**Defining Moment:** UC overcame a six-point deficit in the final 30 seconds on treys by Devan Downey and Jihad Muhammad to send the game into overtime. XU had a five-point lead with 1:22 remaining in OT.**Key Stat:** Xavier outscored UC at the foul line, 16-5.**Performance Leaders:** Devan Downey 22 points, 5 assists; Eric Hicks 12 points, 9 rebounds, 7 blocks.

CINCINNATI	min	fg-a	3fg-a	ft-a	reb	ast	to	bk	st	pf	pts
Eric Hicks	38	5-12	1-1	1-3	9	0	1	7	1	4	12
James White	43	7-18	1-6	1-2	4	3	3	0	0	3	16
Cedric McGowan	39	5-10	1-2	0-1	7	2	2	0	2	3	11
Chadd Moore	13	0-4	0-2	0-0	3	2	0	0	1	0	0
Devan Downey	44	8-18	4-6	2-3	5	5	1	0	3	2	22
Jihad Muhammad	35	3-13	3-7	1-2	5	0	2	1	2	5	10
Ronald Allen	6	0-0	0-0	0-0	1	0	0	0	0	4	0
Connor Barwin	7	0-0	0-0	0-0	3	1	0	0	0	2	0
Team					4						
<b>Totals</b>	<b>225</b>	<b>28-75</b>	<b>10-24</b>	<b>5-11</b>	<b>41</b>	<b>13</b>	<b>9</b>	<b>8</b>	<b>9</b>	<b>23</b>	<b>71</b>
		<b>.373</b>	<b>.417</b>	<b>.455</b>							

XAVIER	min	fg-a	3fg-a	ft-a	reb	ast	to	bk	st	pf	pts
Brian Thornton	37	7-9	0-0	6-10	12	3	1	2	0	2	20
Justin Cage	30	3-8	0-0	3-5	8	2	3	1	0	5	9
Justin Doellman	36	2-9	0-3	3-4	13	3	2	5	2	1	7
Deedrick Finn	36	3-12	1-8	0-2	5	2	3	0	3	3	7
Stanley Burrell	40	9-15	0-3	2-4	3	0	3	0	0	1	20
Josh Duncan	25	2-10	0-3	2-2	4	2	0	1	0	3	6
B.J. Raymond	4	0-0	0-0	0-0	4	1	1	0	0	0	0
Johnny Wolf	9	0-1	0-1	0-0	0	0	0	0	0	0	0
Will Caudle	8	2-4	0-0	0-1	2	0	0	0	0	1	4
Team					5						
<b>Totals</b>	<b>225</b>	<b>28-68</b>	<b>1-8</b>	<b>16-28</b>	<b>56</b>	<b>13</b>	<b>13</b>	<b>9</b>	<b>5</b>	<b>16</b>	<b>73</b>
		<b>.412</b>	<b>.056</b>	<b>.571</b>							

**Halftime:** Cincinnati 37, Xavier 30. **Dead Ball Rebounds:** Xavier 6, Cincinnati 2. **Technical:** None. **Officials:** Ed Corbett, Fran Connolly, Reggie Greenwood. **Attendance:** 10,250.

## GAME 20

(22) Louisville 67  
Cincinnati 50

Jan. 25, 2006 Louisville, KY

**Final:** Eric Hicks double-double (15 points, 17 rebounds) was not enough as Cincinnati fell to Louisville, 67-50.**Defining Moment:** Leading by seven early in the second half, Louisville broke the game open with a 16-1 run.**Key Stats:** UC shot .300 from the field and committed a season-high 25 turnovers.**Performance Leaders:** Hicks 15 points, 17 rebounds (tied career high); Jihad Muhammad 12 points.





## ANDY KENNEDY

Head Coach

- First year as a head coach at any level.
- Has directed the Bearcats to a 15-7 start, beating eight opponents ranked in the top 100 of the RPI.
- Member of the Cincinnati staff for the past four years, serving as associ-

ate head coach last season.

- UC's recruiting coordinator; he attracted three Top 10-ranked recruiting classes.
- Prepared for his head coaching debut with 10 seasons of service as an assistant or associate at the college level.
- Was an assistant at UAB for five years (1996-01), helping the Blazers compile a 90-66 record and reach postseason play three times.
- Made his coaching debut as an assistant at South Alabama in 1994.
- No. 2 all-time leading scorer at UAB, where he still holds or shares 20 school records.
- Played professionally for four seasons, starting with the Charlotte Hornets and then playing in Greece, Holland, Spain and Puerto Rico.

### Andy Kennedy Coaching Record

Season	School	Asst. Coach	Record
1994-95	South Alabama	Asst. Coach	8 -15
1996-97	UAB	Asst. Coach	18 -14 NIT
1997-98	UAB	Asst. Coach	21 -12 NIT
1998-99	UAB	Asst. Coach	20 -12 NCAA
1999-00	UAB	Asst. Coach	14 -14
2000-01	UAB	Asst. Coach	17 -14
2001-02	Cincinnati	Asst. Coach	31 -4 NCAA
2002-03	Cincinnati	Asst. Coach	17 -12 NCAA
2003-04	Cincinnati	Asst. Coach	25 -7 NCAA
2004-05	Cincinnati	Assoc. Head Coach	25 -8 NCAA
2005-06	Cincinnati	Head Coach	15 -7

#### As a Player

1986-87	Freshman at North Carolina State, coached by Jim Valvano
1987-91	Completed career at UAB, coached by Gene Bartow
1991-94	Played professionally in the NBA (Charlotte) and in Europe

#### Education

1991	Bachelor of Arts, UAB
------	-----------------------

#### Personal

Born March 13, 1968 in Louisville, Miss.


Married: wife Kimber; daughters Meagan (9) and Kaitlyn (5)



## FRANK MARTIN

Assistant Coach

- Second year on the Cincinnati staff.
- Works with the Bearcat guards, after tutoring the frontcourt players last year.
- Has compiled 21 years of coaching experience, five in the college ranks.
- Was previously assistant coach at Northeastern University where his efforts in recruiting helped the Huskies set their best record in 11 seasons.
- Coached in the high school ranks in the Miami, Fla. area for 16 seasons where his teams dominated the competition.
- Directed Miami Senior High to three consecutive Florida 6A state titles.



## CORIE BLOUNT

Assistant Coach

- Former Bearcat who returns to his alma mater after an 11-year career in the NBA.
- Joined the staff on Dec. 6.
- Works with the UC frontcourt players.
- Was the starting center on the 1992 UC team that reached the Final Four and the 1993 team that advanced to the Elite Eight before losing to eventual national champion North Carolina in overtime.
- Averaged 9.4 points, 7.0 rebounds and 1.5 blocks in his two-season career.
- Drafted in the first round of the 1993 NBA Draft by the Chicago Bulls.
- Played for Chicago (1993-95), the Los Angeles Lakers (1995-98), Cleveland (1998-99), Phoenix (1999-2001), Golden State (2001), Philadelphia (2002), Chicago (2003-04) and Toronto (2004).
- Retired before the start of the 2004-05 season with career averages of 3.6 points and 4.2 rebounds.



## ANDY ASSALEY

Assistant to the Head Coach

- Fifth season on the Cincinnati staff and first in the newly-created position of assistant to the head coach.
- Joined UC staff in 2001 as administrative assistant.
- Promoted to video coordinator in 2003.
- Previously served as varsity assistant and junior varsity coach at Cincinnati Country Day (1995-2001), helping school earn spots in the district finals of the state championships in 1999 and 2001.
- Junior varsity team was 20-0 in 1999.
- Has taught at the Five Star summer basketball camp.



## 23 RONALD ALLEN

6-9, 225 Jr.

Los Angeles, Calif.

- Top sub to the Bearcat front line positions.
- Will need to play a bigger role with the loss of Armein Kirkland.
- Played in all 22 games.
- Is 10-for-21 from 3-point range this season.
- Made his first career start vs. USF (1/31/06).
- Had five points and four rebounds vs. Louisville (1/25/06).
- Tied a career high with 11 points vs. North Carolina A&T, making a pair of 3-pointers.
- Set UC career highs with 11 points and five rebounds vs. Holy Cross (11/25/05).
- Scored nine points vs. Illinois State (11/22/05), going 3-of-3 from 3-point range, in a span of 1:31.
- Had four points and two rebounds vs. Syracuse (1/14/06).
- Scored two points in his UC debut vs. Murray State (11/19/05).
- The devastation of Hurricane Katrina brought him to the Bearcats.
- Was scheduled to return to the Xavier University of New Orleans team for his junior season before the hurricane shut the school and forced him to evacuate.
- Fled to Cincinnati and was granted immediate eligibility by the NCAA.
- Averaged 4.9 points and 2.6 rebounds after recovering from an early season injury to play the final 19 games at Xavier last season.
- Played at Los Angeles City College in 2003-04.
- Was a McDonald's All-American nominee as a senior at Artesia High in Los Angeles.
- Named to the California Interscholastic Federation area Sweet 16 players team.

### 2005-06 Game-by-Game Statistics

	Min	Fg-Fga	3g-3ga	Ft-Fta	Pts	Reb	Ast	St	Blk	TO	Pf
Murray State .....	2	0-1	0-0	2-2	2	1	0	0	0	0	0
Illinois State .....	7	3-3	3-3	0-0	9	1	0	0	1	1	2
Holy Cross .....	14	4-7	2-2	1-2	11	5	0	0	1	2	1
Dayton .....	6	1-3	0-1	2-2	4	2	1	0	1	1	1
Memphis .....	11	0-2	0-1	0-0	0	4	0	1	0	1	1
Vanderbilt .....	7	0-1	0-1	0-0	0	3	0	0	0	0	4
Ohio .....	6	1-1	1-1	2-2	5	1	0	0	0	1	3
Tennessee Tech .....	12	1-3	0-1	0-0	2	1	0	0	0	1	2
Ark.-Monticello ...	10	0-2	0-1	0-0	0	0	0	1	0	0	2
Dayton .....	13	1-3	0-0	1-2	3	5	0	0	0	0	3
LSU .....	6	1-1	0-0	0-0	2	2	0	0	0	1	2
Miami (Ohio) .....	4	0-0	0-0	1-2	1	0	0	0	0	0	1
N.C. A&T .....	14	4-6	2-3	1-2	11	4	0	1	0	2	4
DePaul .....	3	1-1	0-0	0-0	2	0	0	0	0	0	1
Marquette .....	9	0-2	0-1	0-0	0	2	0	0	1	1	0
Connecticut .....	7	0-0	0-0	0-0	0	0	0	0	0	0	2
Syracuse .....	15	1-3	1-2	1-2	4	2	0	1	0	0	0
Xavier .....	6	0-0	0-0	0-0	0	1	0	0	0	0	4
Rutgers .....	2	0-1	0-1	0-1	0	0	0	0	0	0	1
Louisville .....	8	2-3	1-2	0-0	5	4	0	0	0	1	1
Georgetown ....	6	1-2	0-1	0-0	2	1	0	0	0	0	1
USF .....	* 11	0-1	0-0	2-2	2	1	0	0	0	0	2
West Virginia ...											
Louisville .....											
Pittsburgh .....											
Syracuse .....											
Providence .....											
Villanova .....											
Seton Hall .....											
West Virginia .....											

\*denotes games started

### Career Highs


Points .....	11	multiple opp.	FTA .....	2	multiple opp.
FG .....	4	multiple opp.	Rebounds ...	5	multiple opp.
FGA .....	7	Holy Cross (11/25/05)	Assists .....	1	Dayton (11/29/05)
3FG .....	3	Illinois St. (11/22/05)	Steals .....	1	multiple opp.
3FGA .....	3	multiple opp.	Blocks .....	1	multiple opp.
FT .....	2	multiple opp.			

### CAREER STATISTICS

Season	G-GS	Min-Avg	FG-FGA	Pct	3G-3GA	Pct	FT-FTA	Pct	PTS-Avg	REB-Avg	AST-Avg	St Blk	Dk	TO	PF-D
2004-05	19-0	213-11.2	39-84	.464	2-11	.182	13-22	.591	93-4.9	45-2.4	0-0.0	1 4	-	33	46-0
2005-06	22-1	179-8.1	21-46	.457	10-21	.476	13-18	.722	65-3.0	40-1.8	1 0.0	4 4	2	12	38-0
<b>Career</b>	<b>41-7</b>	<b>392-9.6</b>	<b>60-130</b>	<b>.462</b>	<b>12-32</b>	<b>.375</b>	<b>26-40</b>	<b>.650</b>	<b>158-3.9</b>	<b>85-2.1</b>	<b>1 0.0</b>	<b>5 8</b>	<b>2</b>	<b>45</b>	<b>84-0</b>

\*2004-05 Stats from Xavier University of Louisiana





3

## DEVAN DOWNEY

5-10, 175 Fr.

Chester, S.C.

- Freshman who has made the biggest impact thus far for the Bearcats.
- National and BIG EAST Freshman honors candidate.
- Team's third-leading scorer (12.7) and leader in assists (3.9) and steals (2.2).
- Has made 22 steals over his last eight games and has had three or more steals in 10 games.
- Moved out of the starting lineup vs. USF (1/31/06) and responded by breaking a scoring slump (two points in previous two games) with 12 points, also collecting six rebounds and three assists.
- Tallied a game-high 21 points, four assists and four steals in win vs. Rutgers (1/22/06).
- Scored 22 points vs. Xavier (1/19/06), making a career-high four 3-pointers, including a trey with 30 seconds left in regulation that helped rally UC from a six-point deficit and send the game into overtime.
- Keyed UC's 10-game win streak, averaging 14.7 points and 5.1 assists.
- Recorded a career-high five steals vs. Marquette (1/7/06).
- Dished out a career-high 11 assists vs. North Carolina A&T (12/30/05), and with 13 points, recorded his first career double-double.
- Tallied 19 points, going 9-of-9 at the foul line, in win over Miami (Ohio) (12/28/05).
- Keyed the Las Vegas Holiday Classic victory over Dayton (12/22/05) with 21 points, going 7-of-13 from the field and 7-of-7 at the foul line.
- Dished out eight assists and had 11 points in the win over LSU (12/23/05).
- Took over the starting assignment at point guard in the third game of the season.
- Earned BIG EAST Conference Rookie of the Week honors in back-to-back weeks (Dec. 12, Dec. 19).
- Averaged 20.0 points, 7.0 assists and 3.5 steals in wins over Ohio (12/14/05) and Tennessee Tech (12/17/05) to earn his second BIG EAST Rookie of the Week award.
- Recorded nine assists and a career-high seven rebounds vs. Tennessee Tech (12/17/05).
- Scored a career-high 24 points on 10-of-16 shooting vs. Ohio (12/14/05), also dishing out five assists and tying another personal best with four steals.
- Scored 18 points, 16 in the second half, and made four steals to key the win over Vanderbilt (12/10/05), earning BIG EAST Rookie of the Week honors.
- Recorded 14 points and two assists vs. Memphis (12/3/05).
- Made his first career start vs. Holy Cross (11/25/05) and responded with 12 points, five rebounds, three assists and four steals.
- Exploded for 21 points, shooting 7-of-12 from the field vs. Illinois State (11/22/05), also had four steals and three assists.
- South Carolina Class AAA Player of the Year and Mr. Basketball honoree as a senior at Chester High.
- Averaged 36.9 points, 6.1 assists, 4.3 rebounds and 4.7 steals.
- Showed his long-distance scoring ability by averaging three 3-pointers per game.
- Had a single game scoring high of 67 points and once made 32 straight free throws.
- Scored 2,738 career points, most ever in South Carolina prep history.
- Three-time first team all-state selection and finalist for the Gatorade National Player of the Year award.

### 2005-06 Game-by-Game Statistics

	Min	Fg-Fga	3g-3ga	Ft-Fta	Pts	Reb	Ass	St	Blk	TO	Pf
Murray State .....	15	1-2	0-0	2-4	4	1	3	0	0	1	4
Illinois State .....	30	7-12	2-3	5-5	21	1	3	4	0	3	2
Holy Cross .....	* 23	3-5	1-2	5-7	12	5	3	4	0	3	3
Dayton .....	* 30	3-12	0-3	2-2	8	2	0	2	1	3	3
Memphis .....	* 32	5-11	0-3	4-4	14	2	2	1	0	3	1
Vanderbilt .....	* 30	5-11	0-2	8-9	18	2	2	4	0	1	4
Ohio .....	* 33	10-16	0-2	4-5	24	1	5	4	0	3	1
Tennessee Tech .....	* 28	6-10	0-1	4-6	16	7	9	3	0	2	1
Ark.-Monticello ...	* 27	6-14	1-3	0-0	13	2	3	1	0	2	0
Dayton .....	* 35	7-13	0-3	7-7	21	2	3	1	1	1	2
LSU .....	* 31	5-14	1-2	0-0	11	1	8	0	1	3	2
Miami (Ohio) .....	* 26	4-7	2-2	9-9	19	2	2	1	0	2	3
N.C. A&T .....	* 27	3-8	1-2	6-8	13	2	11	2	0	2	2
DePaul .....	* 31	3-11	0-2	0-0	6	2	6	0	0	3	2
Marquette .....	* 27	2-9	0-1	2-2	6	3	2	5	1	2	1
Connecticut .....	* 35	3-8	0-1	1-3	7	2	2	1	0	1	2
Syracuse .....	* 28	3-10	0-1	3-5	9	1	3	4	0	1	4
Xavier .....	* 44	8-18	4-6	2-3	22	5	5	3	0	1	2
Rutgers .....	* 37	9-17	1-1	2-4	21	2	4	4	0	3	2
Louisville .....	* 25	1-9	0-2	0-0	2	2	5	3	0	5	2
Georgetown ....	* 20	0-5	0-1	0-0	0	1	2	1	0	0	0
USF .....	33	3-9	0-0	6-8	12	6	3	1	1	1	2
West Virginia ...											
Louisville .....											
Pittsburgh .....											
Syracuse .....											
Providence .....											
Villanova .....											
Seton Hall .....											
West Virginia .....											

\*denotes games started

### Career Highs

Points .....	24	Ohio (12/14/05)	FTA .....	9	multiple opp.
FG .....	10	Ohio (12/14/05)	Rebounds ....	7	Tenn. Tech (12/17/05)
FGA .....	18	Xavier (1/19/06)	Assists .....	11	N.C. A&T (12/30/05)
3FG .....	4	Xavier (1/19/06)	Steals .....	5	Marquette (1/7/06)
3FGA .....	6	Xavier (1/19/06)	Blocks .....	1	multiple opp.
FT .....	9	Miami (Ohio) (12/28/05)			

### CAREER STATISTICS

Season	G	-GS	Min	-Avg	FG	-FGA	Pct	3G	-3GA	Pct	FT	-FTA	Pct	PTS	-Avg	REB	-Avg	AST	-Avg	St	Blk	Dk	TO	PF	D
2005-06	22	-19	647	-29.4	97	-231	.420	13	-43	.302	72	-91	.791	279	-12.7	54	-2.5	86	-3.9	49	5	0	46	45	-0
Career	22	-19	647	-29.4	97	-231	.420	13	-43	.302	72	-91	.791	279	-12.7	54	-2.5	86	-3.9	49	5	0	46	45	-0



# 14 ERIC HICKS

6-6, 245 Sr.

Greensboro, N.C.

- All-BIG EAST Defensive Player of the Year and all-conference candidate.
- Preseason Naismith Award candidate who has built upon his preseason billing with consistent play through the first two months of the season.
- Team's leader in rebounding (9.5), and blocks

(3.6) and is second in scoring (14.4).

- Ranked No. 5 nationally in blocks in the most recent NCAA stats.
- Averaging a double-double (15.6 points, 10.8 rebounds) over his last 12 games.
- Has blocked 37 shots over his last eight games and has blocked at least one shot in 51 of his last 54 games.
- Ranks third at UC in career blocks (222) while his 79 blocks this season is the fourth-highest season total.
- Is the 43rd member of UC's 1,000-Point Club and is No. 40 in career scoring with 1,036.
- Has 22 career double-doubles, nine this season, including a triple-double.
- Has turned in seven double-doubles in his last 10 games, his most recent vs. USF (1/31/06) where he had 13 points and 11 rebounds.
- Had 15 points and tied a career high with 17 rebounds at Louisville (1/25/06).
- Amassed 13 points and 12 rebounds vs. Rutgers (1/22/06).
- Had 14 points, 10 rebounds and seven blocks vs. No. 4 UConn (1/9/06).
- BIG EAST Co-Player of the Week (Jan. 1-8) after averaging 21.0 points, 13.5 rebounds, 5.5 blocks and shooting .600 from the field in wins over DePaul (1/4/06) and Marquette (1/7/06).
- Became the fifth UC player to record a triple-double when he posted 22 points, 12 rebounds and a school record-tying 10 blocks vs. Marquette (1/7/06).
- Tallied 20 points and grabbed 15 rebounds vs. DePaul (1/4/06), his second straight double-double and the 17th of his career.
- Earned his second BIG EAST Honor Roll recognition after averaging 17.5 points, 9.5 rebounds and 5.5 blocks in wins over Miami (Ohio) and North Carolina A&T.
- Scored a career-high 24 points, on 11-of-14 shooting, vs. North Carolina A&T, also recording 10 rebounds seven blocks.
- Named to the Las Vegas Holiday Classic all-tournament team.
- Scored 21 points and recorded seven rebounds and three blocks in the win over LSU (12/23/05).
- Preseason honorable mention All-BIG EAST selection.
- Amassed 15 points and 14 rebounds vs. Memphis (12/3/05), leading to BIG EAST Honor Roll recognition.
- Scored 18 points and grabbed 10 rebounds in the season opening win over Murray State (11/19/05).
- Averaged 7.8 points and 3.0 rebounds as a sixth man at the World University Games.
- Third team All-Conference USA selection, and second team NABC All-District 10 in 2004-05.
- Team's leading rebounder (9.0) and second in scoring (13.7) and blocks (2.3).
- Ranked fourth in C-USA in rebounding and third in blocked shots.
- Recorded a block in all but one game in 2004-05; his 72 blocks was the fifth-highest single season total recorded at UC.
- Scored 22 points vs. DePaul (2/12/05), making 10-of-11 shots from the field to record the third-best single game field goal percentage in UC history.
- Team's second-leading rebounder (5.8) and shot blocker (1.2) and field goal percentage leader (.590) in 2003-04.
- Runner-up for North Carolina high school player of the year honors as a senior at Dudley High.

## 2005-06 Game-by-Game Statistics

	Min	Fg-Fga	3g-3ga	Ft-Fta	Pts	Reb	Ast	St	Blk	TO	Pf
Murray State .....	* 42	6-15	0-1	6-7	18	10	1	0	0	1	2
Illinois State .....	* 32	4-12	0-0	0-1	8	11	3	2	3	0	2
Holy Cross .....	* 32	2-9	0-1	1-1	5	5	3	2	3	2	3
Dayton .....	* 35	9-19	0-3	0-1	18	8	0	0	2	0	2
Memphis .....	* 37	3-11	0-0	9-14	15	14	0	0	3	2	2
Vanderbilt .....	* 30	4-9	0-0	5-5	13	8	1	0	1	1	5
Ohio .....	* 33	4-7	0-0	0-0	8	9	2	3	5	1	0
Tennessee Tech .....	* 27	8-11	0-0	3-3	19	7	1	1	5	0	2
Ark.-Monticello .....	* 31	5-8	0-0	5-7	15	6	2	0	3	0	0
Dayton .....	* 22	3-8	0-0	4-4	10	3	0	0	2	0	4
LSU .....	* 37	9-13	0-0	3-5	21	7	2	0	3	4	2
Miami (Ohio) .....	* 34	5-7	1-1	0-0	11	9	1	0	4	4	2
N.C. A&T .....	* 32	11-14	0-0	2-4	24	10	1	1	7	3	1
DePaul .....	* 34	9-17	0-0	2-3	20	15	0	1	1	0	3
Marquette .....	* 38	9-13	1-2	3-5	22	12	2	1	10	0	0
Connecticut .....	* 36	6-15	1-1	1-1	14	12	1	0	7	2	2
Syracuse .....	* 31	3-8	0-0	3-7	9	7	0	0	0	0	4
Xavier .....	* 38	5-12	1-1	1-3	12	9	0	1	7	1	4
Rutgers .....	* 36	4-13	0-1	5-8	13	12	0	2	2	1	3
Louisville .....	* 32	6-11	0-0	3-8	15	17	0	1	1	1	2
Georgetown .....	* 36	5-11	1-2	2-3	13	9	0	0	4	1	1
USF .....	* 34	5-16	0-0	3-6	13	11	0	0	6	1	2
West Virginia .....											
Louisville .....											
Pittsburgh .....											
Syracuse .....											
Providence .....											
Villanova .....											
Seton Hall .....											
West Virginia .....											

\*denotes games started

## Career Highs

Points .....	24	N.C. A&T (12/30/05)	FTA .....	14	multiple opp.
FG .....	11	N.C. A&T (12/30/05)	Rebounds .....	17	multiple opp.
FGA .....	19	Dayton (11/29/05)	Assists .....	3	multiple opp.
3FG .....	1	multiple opp.	Steals .....	3	multiple opp.
3FGA .....	3	multiple opp.	Blocks .....	10	Marquette (1/7/06)
FT .....	11	Miami (12/27/04)			

## CAREER STATISTICS

Season	G-GS	Min-Avg	FG-FGA	Pct	3G-3GA	Pct	FT-FTA	Pct	PTS-Avg	REB-Avg	AST-Avg	St	Blk	Dk	TO	PF-D
2002-03	26-2	352-13.5	24-54	.444	0-1	.000	16-34	.471	64-2.5	93-3.6	5-0.2	2	33	9	10	47-0
2003-04	31-1	589-19.0	82-139	.590	0-0	—	54-102	.529	218-7.0	179-5.8	13-0.4	21	38	30	35	58-0
2004-05	32-28	1007-31.5	162-312	.519	4-16	.250	110-188	.585	438-13.7	287-9.0	24-0.8	15	72	33	53	78-0
2005-06	22-22	739-33.6	125-259	.483	5-13	.385	61-96	.635	316-14.4	210-9.5	20-0.9	15	79	20	25	48-1
<b>Career</b>	<b>111-53</b>	<b>2687-24.2</b>	<b>393-764</b>	<b>.514</b>	<b>9-30</b>	<b>.300</b>	<b>241-420</b>	<b>.574</b>	<b>1036-9.3</b>	<b>769-6.9</b>	<b>62-0.6</b>	<b>53</b>	<b>222</b>	<b>92</b>	<b>123</b>	<b>231-1</b>



## 30 CEDRIC McGOWAN

6-6, 230 Jr.

Miami, Fla.

- Has played a key role on the front line in his initial season as a Bearcat, following transfer from junior college.
- Team's second-leading rebounder (7.3) and leader in field goal percentage (.503).
- Started all 22 games.
- Has averaged 10.0 rebounds over his last three games.
- Recorded his second double-double with a career-high 18 points and 14 rebounds vs. USF (1/31/06).
- Had eight points and nine rebounds vs. No. 21 Georgetown (1/28/06).
- Tallied 11 points vs. Xavier (1/19/06), making a steal and converting it into a fastbreak dunk to tie the game with 41 seconds left in overtime.
- Tied a career high with three steals vs. Connecticut (1/9/06).
- Hauled down 20 rebounds—the most by a Bearcat in eight seasons—and tied his career scoring high with 13 points vs. DePaul (1/4/06), his first career double-double.
- Tallied double digit rebounds four times this season.
- Scored in double figures nine times.
- Keyed win over Miami (Ohio) (12/28/05) with 10 points and seven boards, rebounding from a shoulder injury suffered five days earlier.
- Grabbed a career-high 13 rebounds and scored nine points vs. Arkansas-Monticello (12/19/05).
- Scored 12 points, grabbed seven rebounds and set a career high with three assists vs. Tennessee Tech (12/17/05).
- Scored a career-high 13 points and grabbed seven rebounds vs. Dayton (11/29/05).
- Scored nine points and grabbed 10 rebounds in his UC debut vs. Murray State (11/19/05), becoming the first UC player since Pete Mickeal (1998) to grab double digit rebounds in his first game.
- Earned honorable mention junior college All-American honors last season at Kilgore (Texas) College.
- Averaged 15.1 points and 5.9 rebounds while shooting .557 from the field; earning first team all-conference and all-district honors.
- First team all-state selection as a senior and two-time all-city and all-district pick at Miami Northwest High.
- Earned Defensive Player of the Year honors his junior and senior seasons.

### 2005-06 Game-by-Game Statistics

	Min	Fg-Fga	3g-3ga	Ft-Fta	Pts	Reb	Ass	St	Blk	TO	Pf
Murray State .....	* 32	4-8	0-1	1-2	9	10	2	0	0	0	3
Illinois State .....	* 23	1-5	0-1	2-4	4	3	0	1	0	0	3
Holy Cross .....	* 26	4-7	1-1	0-0	9	7	2	1	0	1	0
Dayton .....	* 29	5-6	3-4	0-0	13	7	0	0	0	0	2
Memphis .....	* 30	3-8	0-1	2-4	8	6	1	1	0	1	2
Vanderbilt .....	* 27	3-5	0-1	4-4	10	5	1	0	0	1	3
Ohio .....	* 26	4-7	0-0	0-1	8	8	1	1	0	1	0
Tennessee Tech .....	* 17	4-10	0-0	4-7	12	7	0	3	1	1	3
Ark.-Monticello .....	* 29	1-3	1-1	6-6	9	13	1	1	0	0	2
Dayton .....	* 31	5-7	0-1	1-2	11	6	1	0	0	0	3
LSU .....	* 10	0-2	0-1	0-0	0	1	1	0	1	0	0
Miami (Ohio) .....	* 34	5-9	0-1	0-0	10	7	1	1	0	0	0
N.C. A&T .....	* 23	4-7	0-1	4-4	12	5	0	2	0	0	2
DePaul .....	* 32	5-9	0-0	3-4	13	20	0	0	0	1	1
Marquette .....	* 26	2-2	0-0	2-2	6	4	2	0	1	2	3
Connecticut .....	* 31	2-7	0-2	2-2	6	4	0	3	0	2	3
Syracuse .....	* 25	3-5	0-0	0-0	6	8	1	1	1	2	3
Xavier .....	* 39	5-10	1-2	0-1	11	7	2	2	0	2	3
Rutgers .....	* 28	4-8	0-2	0-0	8	2	3	1	0	0	2
Louisville .....	* 27	1-6	0-1	0-0	2	7	1	2	0	2	3
Georgetown ....	* 33	4-6	0-1	0-0	8	9	1	1	0	0	2
USF .....	* 37	7-14	0-2	4-6	18	14	1	0	0	2	1
West Virginia ...											
Louisville .....											
Pittsburgh .....											
Syracuse .....											
Providence .....											
Villanova .....											
Seton Hall .....											
West Virginia .....											

\*denotes games started

### Career Highs

Points .....	18	USF (1/31/06)	FTA .....	6	multiple opp.
FG .....	7	USF (1/31/06)	Rebounds ..	20	DePaul (1/4/06)
FGA .....	14	USF (1/31/06)	Assists .....	3	Rutgers (1/22/06)
3FG .....	3	Dayton (11/29/05)	Steals .....	3	multiple opp.
3FGA .....	4	Dayton (11/29/05)	Blocks .....	1	multiple opp.
FT .....	6	Ark.-Mont. (12/19/05)			

### CAREER STATISTICS

Season	G	GS	Min	-Avg	FG	-FGA	Pct	3G	-3GA	Pct	FT	-FTA	Pct	PTS	-Avg	REB	-Avg	AST	-Avg	St	Blk	Dk	TO	PF	D
2005-06	22	22	615	-28.0	76	-151	.503	6	-24	.250	35	-49	.714	193	-8.8	160	-7.3	22	-1.0	21	4	11	18	44	-0
Career	22	22	615	-28.0	76	-151	.503	6	-24	.250	35	-49	.714	193	-8.8	160	-7.3	22	-1.0	21	4	11	18	44	-0





# 1 CHADD MOORE

6-2, 175 Sr.

Huntsville, Ala.

- Comeback Player of the Year candidate, overcoming chronic back problems which limited his play the past two years and caused him to give up the sport last February.
- Playing time increased due to the injury to Armein Kirkland; he has started four of the last six games

and has averaged and has averaged 23.63 minutes.

- Dished out a season-high six assists and made a pair of steals in the win over USF (1/31/06).
- Hero of the win over Rutgers (1/22/06), scoring a season-high 11 points; made a steal to thwart Rutgers' game-tying shot attempt and sank two game-clinching free throws with 16 seconds to play.
- Played 26 minutes with three assists at Connecticut (1/9/06).
- Had been used off the bench as a defensive specialist before the injury to Kirkland.
- Keyed the defensive effort in the win over DePaul (1/4/06), tying a career-high with four steals.
- Debuted by scoring nine points in 22 minutes vs. Vanderbilt (12/10/05).
- Had six points, four rebounds, two assists and two steals in win over Ohio (12/14/05).
- Missed the first five games this season due to his participation in a summer league when on medical hardship.
- Played in 24 games in 2004-05, making five starts.
- Had a pair of 10-point scoring performances vs. Purdue and LaSalle.
- Had a career-high 10 assists in the win LaSalle victory (12/22/04).
- Emerged as the No. 2 point guard in 2002-03.
- Made his first career start in the win over Chattanooga (1/2/03) and had 12 points, eight assists, five rebounds and two steals.
- Earned All-Eastern prep honors as a senior at Oak Hill (Va.) Academy in 2001-02, averaging 8.0 points and 5.5 assists while leading his team to a 32-1 record.
- Was an Alabama 5A all-state selection in 2000-01 at Huntsville (Ala.) Lee High, averaging 21 points and six assists.

## 2005-06 Game-by-Game Statistics

	Min	Fg-Fga	3g-3ga	Ft-Fta	Pts	Reb	Ass	St	Blk	TO	Pf
Murray State .....	DND										
Illinois State .....	DND										
Holy Cross .....	DND										
Dayton .....	DND										
Memphis .....	DND										
Vanderbilt .....	22	2-4	0-1	5-6	9	0	1	1	0	1	3
Ohio .....	19	2-4	2-4	0-0	6	4	2	2	0	3	2
Tennessee Tech * 23	2-6	0-3	0-0	4	3	2	1	0	0	2	
Ark.-Monticello ...	15	0-1	0-1	0-0	0	1	4	1	1	0	1
Dayton .....	12	0-2	0-1	2-2	2	1	3	1	0	2	3
LSU .....	16	0-1	0-1	1-2	1	2	0	0	0	1	0
Miami (Ohio) .....	11	0-0	0-0	0-0	0	0	0	1	0	1	1
N.C. A&T .....	15	2-4	1-3	0-0	5	3	0	1	0	2	1
DePaul .....	12	1-4	0-2	0-0	2	1	1	4	0	0	2
Marquette .....	10	0-1	0-1	0-0	0	0	0	0	0	1	0
Connecticut .....	26	0-0	0-0	0-0	0	1	3	0	0	2	3
Syracuse .....	* 22	2-7	0-4	0-0	4	1	0	0	0	1	3
Xavier .....	* 13	0-4	0-2	0-0	0	3	2	1	0	0	0
Rutgers .....	* 27	4-7	1-1	2-2	11	3	1	1	0	0	3
Louisville .....	* 25	1-7	1-4	0-0	3	2	2	1	0	2	5
Georgetown ....	26	1-5	1-4	0-0	3	2	2	1	0	2	2
USF .....	27	0-2	0-1	0-0	0	3	6	2	0	0	3
West Virginia ...											
Louisville .....											
Pittsburgh .....											
Syracuse .....											
Providence .....											
Villanova .....											
Seton Hall .....											
West Virginia											

\*denotes games started

## Career Highs

Points .....	15	Oakland (11/24/03)	FTA .....	8	DePaul (1/8/03)
FG .....	7	Oakland (11/24/03)	Rebounds ....	5	Chattanooga (1/2/03)
FGA .....	10	Oakland (11/24/03)	Assists .....	10	LaSalle (12/22/04)
3FG .....	2	multiple opp.	Steals .....	4	multiple opp.
3FGA .....	6	LaSalle (12/22/04)	Blocks .....	2	TCU (1/11/03)
FT .....	7	DePaul (1/8/03)			

## CAREER STATISTICS

Season	G	GS	Min	-Avg	FG	-FGA	Pct	3G	-3GA	Pct	FT	-FTA	Pct	PTS	-Avg	REB	-Avg	AST	-Avg	St	Blk	Dk	TO	PF	D
2002-03	21	-1	185	-8.8	17	-43	.395	3	-9	.333	18	-26	.692	55	-2.6	15	-0.7	34	-1.6	13	6	0	16	14	-0
2003-04	25	-0	261	-10.4	30	-59	.508	5	-15	.333	16	-25	.640	81	-3.2	22	-0.9	50	-2.0	24	4	0	35	27	-0
2004-05	24	-5	362	-15.1	28	-70	.400	9	-30	.300	15	-21	.714	80	-3.3	40	-1.7	59	-2.5	21	10	0	29	39	-0
2005-06	17	-5	321	-18.9	17	-59	.288	6	-33	.182	10	-12	.833	50	-2.9	30	-1.8	29	-1.7	18	1	0	18	34	-1
<b>Career</b>	<b>87</b>	<b>-11</b>	<b>1129</b>	<b>-13.0</b>	<b>92</b>	<b>-231</b>	<b>.398</b>	<b>23</b>	<b>-87</b>	<b>.264</b>	<b>59</b>	<b>-84</b>	<b>.702</b>	<b>266</b>	<b>-3.1</b>	<b>107</b>	<b>-1.2</b>	<b>172</b>	<b>-2.0</b>	<b>76</b>	<b>21</b>	<b>0</b>	<b>98</b>	<b>114</b>	<b>-1</b>



# 13 JIHAD MUHAMMAD

5-11, 175 Sr.

Plainfield, N.J.

- Bearcats' version of "Instant Offense" with his long-range shooting coming off the bench.
- Has started the last two games.
- Scored 18 points, on 4-of-9 shooting from 3-point range, and had three assists and a pair of steals vs. USF (1/31/06).
- Tallied 12 points and grabbed five rebounds vs. Louisville (1/25/06).
- Scored 10 points vs. Xavier (1/19/06), hitting a 3-pointer with five seconds to play in regulation that sent the game into overtime. Also had five rebounds and two steals vs. XU.
- Scored a season-high 20 points vs. DePaul (1/4/06), going 7-of-12 from the field.
- Tallied 10 points and grabbed a season-high six rebounds in win at Marquette (1/7/06).
- Hero of win over Miami (Ohio) (12/28/05) with 15 points, four rebounds, four assists and two blocks, keying the game-turning 11-0 run with three baskets, two after making steals.
- Scored 15 points on 5-of-8 shooting from 3-point range vs. Arkansas-Monticello (12/19/05).
- Tallied 18 points vs. Tennessee Tech (12/17/05).
- Scored 17 points vs. Memphis (12/3/05).
- Scored in double digits nine times, including four of eight BIG EAST games.
- Made his UC debut last season at point guard following his transfer from junior college.
- Averaged 10.4 points and 2.7 assists, scoring in double digits 17 times last season.
- Team-leader in 3-point field goals (62) and made at least one trey in all but six games in 2004-05.
- Scored a career-high 24 points in the win over Tulane, going 9-of-13 from the field and 6-of-9 from 3-point range.
- Had 13 points in the win over Northwestern State (12/18/04), 11 in the final 15:52 to help UC erase a one-point deficit.
- Tallied 23 points vs. Northern Iowa (11/24/04), 12 in the final 6:46 of regulation to send the game into overtime.
- Made his UC debut with 17 points and seven rebounds vs. Valparaiso (11/19/04).
- Consensus junior college All-American in 2003-04 at San Jacinto Junior College.
- Averaged 16.8 points and 5.6 assists while leading the school to a 27-4 record, earning region MVP honors.
- First team All-American selection by *PrepStars* and *Hoop Scoop*.
- Rated the top junior college point guard prospect by *The Sporting News* and was ranked No. 2 by *Hoopmasters.com*.
- Earned the Small Player Award, honoring performers 6-feet and shooter, at the NJCAA Tournament after leading his team to the championship game.
- Helped Plainfield (N.J.) High to a 12th place finish in the state playoffs in 2001-02.

## 2005-06 Game-by-Game Statistics

	Min	Fg-Fga	3g-3ga	Ft-Fta	Pts	Reb	Ass	St	Blk	TO	Pf
Murray State .....	* 36	3-6	2-4	0-0	8	3	3	1	0	3	3
Illinois State .....	* 18	0-4	0-2	0-0	0	0	3	0	0	3	2
Holy Cross .....	22	2-6	0-3	1-1	5	4	4	1	0	2	3
Dayton .....	17	0-3	0-2	0-0	0	0	0	0	0	1	1
Memphis .....	28	6-13	3-5	2-4	17	3	0	0	0	4	5
Vanderbilt .....	18	4-10	1-4	0-0	9	3	1	0	0	0	0
Ohio .....	12	1-5	0-1	0-0	2	3	2	1	0	0	1
Tennessee Tech .....	18	5-8	2-3	6-6	18	3	3	3	0	1	1
Ark.-Monticello ...	20	5-9	5-8	0-0	15	0	0	1	0	0	3
Dayton .....	25	2-7	1-5	0-0	5	1	1	0	0	1	1
LSU .....	24	3-7	3-4	0-0	9	0	1	1	0	2	3
Miami (Ohio) .....	30	6-11	3-6	0-0	15	4	4	1	2	3	3
N.C. A&T .....	11	1-5	0-3	0-0	2	3	3	1	0	2	3
DePaul .....	31	7-12	3-7	3-4	20	3	0	0	1	0	2
Marquette .....	26	4-11	1-5	1-2	10	6	1	0	1	4	4
Connecticut .....	17	0-9	0-5	0-0	0	3	2	1	0	2	2
Syracuse .....	29	2-9	2-7	0-0	6	2	1	1	0	1	1
Xavier .....	35	3-13	3-7	1-2	10	5	0	2	1	2	5
Rutgers .....	17	0-3	0-2	0-0	0	1	3	0	0	0	0
Louisville .....	23	4-9	3-7	1-2	12	5	1	0	0	6	2
Georgetown .... *	23	1-10	0-7	0-0	2	1	0	0	0	0	2
USF .....	* 30	7-13	4-9	0-1	18	1	3	2	0	2	2
West Virginia ...											
Louisville .....											
Pittsburgh .....											
Syracuse .....											
Providence .....											
Villanova .....											
Seton Hall .....											
West Virginia ...											

\*denotes games started

## Career Highs

Points ... 24	Tulane (3/2/05)	FTA .....	9	No. Iowa (11/24/04)
FG .....	9 Tulane (3/2/05)	Rebounds . 7	Valparaiso (11/19/04)	
FGA .....	22 No. Iowa (11/24/04)	Assists .....	7	East Carolina (1/12/05)
3FG .....	6 Tulane (3/2/05)	Steals .....	3	multiple opp.
3FGA .....	15 No. Iowa (11/24/04)	Blocks .....	2	Miami (O.) (12/28/05)
FT .....	7 No. Iowa (11/24/04)			

## CAREER STATISTICS

Season	G-GS	Min	-Avg	FG	-FGA	Pct	3G	-3GA	Pct	FT	-FTA	Pct	PTS	-Avg	REB	-Avg	AST	-Avg	St	Blk	Dk	TO	Pf	-D	
2004-05	33	-22	847	-25.7	115	-310	.371	62	-178	.348	51	-67	.761	343	-10.4	98	-3.0	89	-2.7	22	1	0	70	83	-0
2005-06	22	-4	510	-23.2	66	-183	.361	36	-106	.340	15	-22	.682	183	-8.3	54	-2.5	36	-1.6	16	6	0	38	49	-2
Career	55	-26	1357	-24.7	181	-493	.367	98	-284	.345	66	-89	.742	526	-9.6	152	-2.8	125	-2.3	38	7	0	108	132	-2



## 2 DOMONIC TILFORD

5-11, 170 Fr.

Louisville, Ky.

- First-year freshman who is seeing action as a reserve point guard.
- Seeing increased playing time, averaging 11.7 minutes over the last three games.
- Tallied four points in seven key minutes vs. USF (1/31/06).
- Logged 13 minutes and scored four points at Georgetown (1/28/06).
- Saw 15 minutes of action vs. Louisville (1/25/06), tying a career high with three assists.
- Played a career-high 19 minutes vs. North Carolina A&T (12/30/05), scoring three points and recording personal bests with three assists and a steal.
- Missed Marquette game (1/7/06) because of a death in the family.
- Scored three points vs. Tennessee Tech (12/17/05).
- Scored six points on 3-of-4 shooting vs. Holy Cross (11/25/05).
- Came off the bench to spark the offense with eight points in eight minutes on 3-of-3 shooting in the win over Murray State (11/19/05).
- Named Mr. Basketball for the state of Kentucky following his senior season at Jeffersontown High.
- Earned first team all-state honors and was the Kentucky Player of the Year selection by the Louisville *Courier-Journal*.
- Averaged 20.6 points, 4.1 assists, 3.2 rebounds while leading his school to a 29-5 record and a berth in the regional finals.
- Four-year starter who scored 2,026 points.
- Selected to play in the Kentucky-Indiana all-star series.

### 2005-06 Game-by-Game Statistics

	Min	Fg-Fga	3g-3ga	Ft-Fta	Pts	Reb	Ass	St	Blk	TO	Pf
Murray State .....	8	3-3	1-1	1-2	8	1	1	0	0	1	1
Illinois State .....	11	1-3	0-1	2-2	4	1	1	0	0	0	3
Holy Cross .....	12	3-4	0-0	0-0	6	0	1	0	0	1	0
Dayton .....	dnp										
Memphis .....	1	0-3	0-2	0-0	0	0	0	0	0	0	0
Vanderbilt .....	dnp										
Ohio .....	3	0-2	0-1	0-0	0	1	0	0	0	1	0
Tennessee Tech .....	8	1-2	0-1	1-2	3	1	1	0	0	0	0
Ark.-Monticello ...	7	1-4	0-2	0-0	2	1	1	0	0	1	2
Dayton .....	dnp										
LSU .....	dnp										
Miami (Ohio) .....	dnp										
N.C. A&T .....	19	1-4	1-3	0-0	3	1	3	1	0	0	0
DePaul .....	dnp										
Marquette .....	DND										
Connecticut .....	1	0-0	0-0	0-0	0	0	0	1	0	1	0
Syracuse .....	2	0-1	0-1	2-2	2	0	0	0	0	0	0
Xavier .....	dnp										
Rutgers .....	dnp										
Louisville .....	15	1-6	0-2	0-0	2	0	3	0	0	1	3
Georgetown ....	13	1-2	1-1	1-2	4	0	1	0	0	1	0
USF .....	7	2-3	0-1	0-0	4	0	0	0	0	0	0
West Virginia ...											
Louisville .....											
Pittsburgh .....											
Syracuse .....											
Providence .....											
Villanova .....											
Seton Hall .....											
West Virginia											

\*denotes games started


### Career Highs

Points .....	8	Murray St. (11/19/05)	FTA .....	2	multiple opp.
FG .....	3	multiple opp.	Rebounds ....	1	multiple opp.
FGA .....	6	Louisville (1/25/06)	Assists .....	3	multiple opp.
3FG .....	1	multiple opp.	Steals .....	1	multiple opp.
3FGA .....	3	N.C. A&T (12/30/05)	Blocks .....	0	
FT .....	2	multiple opp.			

### CAREER STATISTICS

Season	G-GS	Min-Avg	FG-FGA	Pct	3G-3GA	Pct	FT-FTA	Pct	PTS-Avg	REB-Avg	AST-Avg	St Blk	Dk	TO	PF-D
2005-06	13-0	107-8.2	14-37	.378	3-16	.188	7-10	.700	38-2.9	6-0.5	12-0.9	2 0	0	7	9-0
Career	13-0	107-8.2	14-37	.378	3-16	.188	7-10	.700	38-2.9	6-0.5	12-0.9	2 0	0	7	9-0





## 21 JAMES WHITE

6-7, 200 Sr.

Washington, D.C.

- All-BIG EAST honors candidate.
- Versatile perimeter player who can perform inside and has the shooting range and ball-handling skills of a guard.
- Team scoring leader (16.5) who has reached double figures in all but two games.
- Topped the 1,000-point mark in career scoring with 1,097 points, 915 scored during his three seasons as a Bearcat.
- Leads the team in free throw percentage (.848) and is second in steals (1.3), assists (2.1), blocks (0.8) and third in rebounding (4.8).
- Sustained an ankle injury vs. USF (1/31/06) that limited him to 16 minutes and a season-low six points.
- Had averaged 38.0 minutes over his previous five games, having played 43 of the 45 minutes in the overtime game vs. Xavier (1/19/06).
- Tallied 22 points, making 8-of-9 free throws vs. Georgetown (1/28/06).
- Had 18 points, six rebounds and four assists vs. Connecticut (1/9/06).
- Foul trouble limited him to 27 minutes and 12 points vs. Marquette (1/7/06), but he had a career-high four blocked shots.
- Tallied a season-high 23 points vs. North Carolina A&T (12/30/05), matching personal bests with four 3-point field goals and four steals.
- Named to the Las Vegas Holiday Classic all-tournament team after averaging 18.8 points, 6.0 rebounds, 1.8 steals in the four wins, shooting .556 from the field.
- Rallied UC from a five-point deficit in the final two and a half minutes of the win over LSU (12/23/05), hitting back-to-back 3-pointers at the 2:27 and 1:51 marks and a pair of clinching free throws at :17.
- Scored 19 points vs. LSU and 19 the previous game vs. Dayton (12/22/05).
- Tallied 19 points on 8-of-10 shooting and grabbed a season-high eight rebounds vs. Tennessee Tech (12/17/05).
- Scored 18 points on 7-of-9 shooting and had seven rebounds, three steals, and two blocks in the win over Vanderbilt (12/10/05), sinking a career-high four treys.
- Scored 21 points in win over Murray State (11/19/05), making a steal and dunk in the final seconds of regulation to send the game into overtime.
- Team leader in assists (3.1) in 2004-05 and scored in double digits 19 times.
- Scored the game-winning basket vs. Memphis (3/5/05) when he grabbed an offensive rebound and hit a short jumper from the baseline with 16.2 seconds to play. Finished with 11 points and tied a career high with 11 rebounds.
- Scored a career-high 25 points, on 9-of-12 shooting, and grabbed 10 rebounds, one shy of his career best, in the win over Houston (1/29/05).
- Became the starting small forward in early January of the 2003-04 season and took over the point guard duties for the final six games of the year.
- Led team in assists (3.6) in 2003-04.
- Named C-USA co-Player of the Week after averaging 14.5 points, 8.0 assists and 7.0 rebounds while shooting 69 percent from the field in a pair of UC wins (Feb. 23-29).
- Dished out a career-high nine assists at Charlotte (2/28/04).
- Scored 23 points and grabbed 11 rebounds in the win over Saint Louis (2/25/04).
- Transfer from Florida who was one of the top subs as a freshman in 2001-02, helping the Gators to a 22-9 record.

### 2005-06 Game-by-Game Statistics

	Min	Fg-Fga	3g-3ga	Ft-Fta	Pts	Reb	Ass	St	Blk	TO	Pf
Murray State .....	* 44	7 -21	0 -5	7 -7	21	5	3	2	0	4	3
Illinois State .....	* 37	6 -10	3 -6	3 -4	18	6	2	2	1	1	1
Holy Cross .....	* 28	7 -8	1 -2	4 -4	19	3	1	2	1	3	4
Dayton .....	* 39	3 -10	1 -2	8 -10	15	4	4	2	0	4	4
Memphis .....	* 32	4 -9	1 -3	8 -8	17	6	2	0	2	5	4
Vanderbilt .....	* 33	7 -9	4 -5	0 -0	18	7	0	3	2	4	4
Ohio .....	* 36	7 -13	1 -4	3 -4	18	7	4	2	1	0	2
Tennessee Tech .....	* 28	8 -10	0 -0	3 -3	19	8	3	1	0	3	1
Ark.-Monticello ...	* 26	6 -12	2 -6	4 -4	18	6	1	3	1	4	1
Dayton .....	* 31	6 -13	1 -4	6 -6	19	5	0	1	0	1	3
LSU .....	* 40	5 -10	3 -5	6 -8	19	5	0	2	0	0	2
Miami (Ohio) .....	* 31	1 -6	0 -1	8 -9	10	3	1	0	0	2	2
N.C. A&T .....	* 30	8 -13	4 -5	3 -4	23	5	4	4	1	1	2
DePaul .....	* 38	7 -13	2 -6	1 -2	17	6	4	0	2	2	2
Marquette .....	* 27	4 -13	2 -6	2 -3	12	5	2	1	4	2	4
Connecticut .....	* 35	6 -12	2 -4	4 -4	18	6	4	0	1	1	4
Syracuse .....	* 40	5 -13	1 -4	5 -7	16	2	2	1	0	3	4
Xavier .....	* 43	7 -18	1 -6	1 -2	16	4	3	0	0	3	3
Rutgers .....	* 39	4 -6	2 -3	4 -5	14	4	2	2	0	1	2
Louisville .....	* 31	2 -8	0 -5	5 -7	9	4	1	0	2	5	1
Georgetown ....	* 37	7 -17	0 -6	8 -9	22	3	2	1	0	0	4
USF .....	* 16	2 -4	0 -1	2 -2	6	1	1	0	0	1	3
West Virginia ...											
Louisville .....											
Pittsburgh .....											
Syracuse .....											
Providence .....											
Villanova .....											
Seton Hall .....											
West Virginia .....											

\*denotes games started

### Career Highs

Points .... 25	Houston (1/29/05)	FTA ..... 10	Dayton (11/29/05)
FG ..... 10	Saint Louis (2/25/04)	Rebounds . 11	multiple opp.
FGA ..... 17	Georgetown (1/28/06)	Assists ..... 9	Charlotte (2/28/04)
3FG ..... 4	multiple opp.	Steals ..... 4	multiple opp.
3FGA ..... 6	multiple opp.	Blocks ..... 4	Marquette (1/7/06)
FT ..... 8	multiple opp.		

### CAREER STATISTICS

Season	G-GS	Min-Avg	FG-FGA	Pct	3G-3GA	Pct	FT-FTA	Pct	PTS-Avg	REB-Avg	AST-Avg	St	Blk	Dk	TO	PF-D
2001-02*	30-2	615-20.5	71-169	.420	20-69	.290	20-40	.500	182-6.1	86-2.9	51-1.7	27	17	-	48	61-1
2003-04	27-22	677-25.1	71-185	.384	15-63	.238	57-71	.803	214-7.9	109-4.0	96-3.6	24	18	8	57	55-0
2004-05	33-30	940-28.5	109-246	.443	36-94	.383	83-104	.798	337-10.2	158-4.8	102-3.1	30	12	17	66	71-0
2005-06	22-22	741-33.7	119-248	.480	31-89	.348	95-112	.848	364-16.5	105-4.8	46-2.1	29	18	17	50	60-0
<b>Career</b>	<b>112-76</b>	<b>2973-26.5</b>	<b>370-848</b>	<b>.436</b>	<b>102-315</b>	<b>.324</b>	<b>255-327</b>	<b>.780</b>	<b>1097-9.8</b>	<b>458-4.1</b>	<b>295-2.6</b>	<b>110</b>	<b>65</b>	<b>42</b>	<b>221</b>	<b>247-1</b>

\*2001-02 Stats from University of Florida



# 51 CONNOR BARWIN

6-4, 240 Fr.

Hazel Park, Mich.

- Joined team as a walk-on Jan. 11 and has seen action in all six games.
- Has averaged 8.8 minutes over the last four games, hauling in seven rebounds.
- Garnered three rebounds and a blocked shot vs. Louisville (1/25/06).
- Recorded career highs of four points, four rebounds in 12 minutes of action vs. Rutgers (1/22/06).
- Grabbed three rebounds and dished out an assist vs. Xavier (1/19/06).
- Saw his first action vs. Syracuse on Jan. 14, scoring two points, grabbing a rebound, and recording a steal in eight minutes.
- Earned a letter on the Bearcat football team this past fall.
- Played in all 11 games as a first-year freshman in 2005.
- Showed he was a capable receiver as a backup tight end.
- Averaged 18.0 yards on eight catches.
- Caught a TD pass in win over Connecticut.
- Caught a pair of passes for 72 yards vs. Penn State.
- Two-time all-league selection in basketball at University of Detroit Jesuit High, helping school to a league title as a freshman and a district championship his sophomore year.

## 2005-06 Game-by-Game Statistics

	Min	Fg-Fga	3g-3ga	Ft-Fta	Pts	Reb	Asst	St	Blk	TO	Pf
Murray State .....											
Illinois State .....											
Holy Cross .....											
Dayton .....											
Memphis .....	----- joined team on Jan. 11 -----										
Vanderbilt .....											
Ohio .....											
Tennessee Tech .....											
Ark.-Monticello ...											
Dayton .....											
LSU .....											
Miami (Ohio) .....											
N. C. A&T .....											
DePaul .....											
Marquette .....											
Connecticut .....											
Syracuse .....	8	0-1	0-0	2-3	2	1	0	1	0	0	0
Xavier .....	7	0-0	0-0	0-0	0	3	1	0	0	0	2
Rutgers .....	12	2-5	0-1	0-0	4	4	1	0	0	0	3
Louisville .....	13	0-1	0-0	0-0	0	3	0	0	1	1	1
Georgetown ....	5	0-1	0-0	0-0	0	0	0	0	0	0	1
USF .....	5	0-0	0-0	0-0	0	0	0	0	0	1	2
West Virginia ...											
Louisville .....											
Pittsburgh .....											
Syracuse .....											
Providence .....											
Villanova .....											
Seton Hall .....											
West Virginia											

\*denotes games started

## Career Highs

Points .....	4	Rutgers (1/22/06)	FTA .....	3	Syracuse (1/14/06)
FG .....	2	Rutgers (1/22/06)	Rebounds ....	4	Rutgers (1/22/06)
FGA .....	5	Rutgers (1/22/06)	Assists .....	1	Xavier (1/19/06)
3FG .....	0		Steals .....	1	Syracuse (1/14/06)
3FGA .....	1	Rutgers (1/18/06)	Blocks .....	1	Louisville (1/25/06)
FT .....	2	Syracuse (1/14/06)			

## CAREER STATISTICS


Season	G-GS	Min-Avg	FG-FGA	Pct	3G-3GA	Pct	FT-FTA	Pct	PTS-Avg	REB-Avg	AST-Avg	St	Blk	Dk	TO	PF-D
2005-06	6-0	50-8.3	2-8	.250	0-1	.000	2-3	.667	6-1.0	11-1.8	2-0.3	1	1	0	2	9-0
Career	6-0	50-8.3	2-8	.250	0-1	.000	2-3	.667	6-1.0	11-1.8	2-0.3	1	1	0	2	9-0



**32** ANGELO CRAIG  
6-5, 220 So.

6-5, 220 So.

## Cleveland, Ohio

- 
- Joined team as a walk-on Jan. 11.
  - Still awaiting his first game action.
  - Three-year member of the football team.
  - Saw action in eight games at outside linebacker in 2005, starting vs. No. 15 West Virginia.
  - Had a career-high six tackles vs. Rutgers.
  - Will challenge for the starting spot this spring and for next year.
  - Was a four-year letterwinner in basketball in high school, playing his freshman and sophomore seasons at John Jay and his junior and senior years at Glenville.
  - Was a first team all-league basketball choice his junior and senior seasons.
  - Excellent all-around athlete who also competed in the jumps in track and field.

## 2005-06 Game-by-Game Statistics

[illegible]

\*denotes games started

## Career Highs

Points .....	0	FTA .....	0
FG .....	0	Rebounds ...	0
FGA .....	0	Assists .....	0
3FG .....	0	Steals .....	0
3FGA .....	0	Blocks .....	0

## CAREER STATISTICS

[illegible]



## 20 BRANDEN MILLER

6-4, 180 Fr.

Cincinnati, Ohio

- First-year freshman who made the team as a walk-on.
- Has seen action in eight games.
- Sank a 3-pointer vs. Georgetown (1/28/06).
- Scored his first college points with a basket vs. Tennessee Tech (12/17/05).
- Scored a point and grabbed a rebound in win over North Carolina A&T (12/30/05).
- Made his UC debut vs. Illinois State (11/22/05).
- Size is a plus for his contributions in practice.
- Conference Player of the Year as a senior at Indian Hill High in Cincinnati.
- Honorable mention all-state.
- Helped team to a 20-2 record as a senior.
- Third team all-state selection in soccer, also earning all-district honors.

### 2005-06 Game-by-Game Statistics

	Min	Fg-Fga	3g-3ga	Ft-Fta	Pts	Reb	Ast	St	Blk	TO	Pf
Murray State .....	dnp										
Illinois State .....	1	0-0	0-0	0-0	0	0	0	0	0	0	0
Holy Cross .....	1	0-0	0-0	0-0	0	1	0	0	0	0	0
Dayton .....	dnp										
Memphis .....	dnp										
Vanderbilt .....	dnp										
Ohio .....	1	0-0	0-0	0-0	0	0	0	0	0	0	0
Tennessee Tech .....	2	1-2	0-1	0-0	2	0	0	0	0	0	0
Ark.-Monticello ...	3	0-0	0-0	0-0	0	0	0	0	0	1	0
Dayton .....	dnp										
LSU .....	dnp										
Miami (Ohio) .....	dnp										
N. C. A&T .....	3	0-0	0-0	1-2	1	1	0	0	0	0	0
DePaul .....	dnp										
Marquette .....	dnp										
Connecticut .....	dnp										
Syracuse .....	dnp										
Xavier .....	dnp										
Rutgers .....	dnp										
Louisville .....	1	0-0	0-0	0-0	0	1	0	0	0	1	0
Georgetown ....	1	1-1	1-1	0-0	3	0	0	0	0	0	0
USF .....	dnp										
West Virginia ...											
Louisville .....											
Pittsburgh .....											
Syracuse .....											
Providence .....											
Villanova .....											
Seton Hall .....											
West Virginia											

\*denotes games started


### Career Highs

Points .....	3	Georgetown (1/28/06)	FTA .....	2	N.C. A&T (12/30/05)
FG .....	1	multiple opp.	Rebounds ....	1	multiple opp.
FGA .....	2	Tenn. Tech (12/17/05)	Assists .....	0	
3FG .....	1	Georgetown (1/28/06)	Steals .....	0	
3FGA .....	1	multiple opp.	Blocks .....	0	
FT .....	1	N.C. A&T (12/30/05)			

### CAREER STATISTICS

Season	G-GS	Min-Avg	FG-FGA	Pct	3G-3GA	Pct	FT-FTA	Pct	PTS-Avg	REB-Avg	AST-Avg	St Blk	Dk	TO	PF-D
2005-06	8-0	13 -1.6	2-3	.667	1-2	.500	1-2	.500	6-0.8	3-0.4	0-0.0	0 0	0	2	0-0
Career	8-0	13 -1.6	2-3	.667	1-2	.500	1-2	.500	6-0.8	3-0.4	0-0.0	0 0	0	2	0-0





## 33 ARMEIN KIRKLAND

6-8, 205 Sr.

Tyler, Texas

- Out for the remainder of the season after suffering a torn ACL in left knee vs. Connecticut (1/9/06).
- Versatile player who contributed both on the perimeter and around the basket.
- Scored in double figures in nine of the last 12 games.
- Averaged 14.0 points over his last two games, shooting .529 from the field.
- Had 14 points in 12 minutes vs. Connecticut before leaving the game with a knee injury.
- Played a key role in the win over Marquette (1/7/06), scoring seven points in the 15-2 run which regained the lead and finishing with 14 points, five rebounds and three assists in a career-high 37 minutes.
- Versatility shown in his performance vs. LSU (12/23/05), when he accumulated 12 points, four rebounds and four assists.
- Had 12 points, four rebounds, and three assists in the win over Arkansas-Monticello (12/19/05).
- Ignited the win over Ohio (12/14/05) with a pair of early treys and finished with 11 points.
- Tallied a season-high 15 points and five assists vs. Vanderbilt (12/10/05).
- Scored 10 points and shot .500 (4-of-8) from the field vs. Memphis.
- Tallied 10 points and tied a career high with three steals vs. Illinois State (11/22/05).
- Is on pace to graduate in the Spring.
- Aided the team's ball-handling down the stretch of the 2004-05 season, averaging 3.2 assists over his last six games.
- Keyed the regular season-ending win over Memphis (3/5/05) with 16 points.
- Scored 14 points in the win over UAB (2/19/05), sinking a pair of free throws with 9.9 seconds remaining to provide UC with its 72-69 lead.
- Recorded a career-high eight assists vs. Wake Forest (1/22/05) to go with 14 points and seven rebounds.
- Named Conference USA Player of the Week (Jan. 3-9) after averaging 20.0 points, 7.5 rebounds and 4.0 assists in wins over DePaul (1/6/05) and Saint Louis (1/8/05). He shot .593 (16-of-27) from the field.
- Scored 18 points, going 8-of-11 from the field, and grabbed a career-high nine rebounds in the win over DePaul (1/6/05).
- Scored a career-high 23 points, on 7-of-12 shooting from the field (7-of-8 from the foul line) and grabbed six rebounds to key the win over Dayton (12/4/04).
- Scored a team-high 16 points, all in the second half, in the win over Purdue (11/27/04).
- Contributed both as a starter and sixth man in 2003-04.
- Started nine of the first 10 games before suffering a knee injury which sidelined him for four games.
- Hero of the 64-62 C-USA quarterfinal win over Louisville (3/11/04), scoring the game-winning basket with 16.9 seconds remaining, and finished with 12 points and a season-high seven assists.
- Scored game-clinching basket with 2.6 seconds left, then intercepted the inbounds pass in the win over LaSalle (12/14/02).
- Earned all-state honors as a senior at Lee High.
- Averaged 20.6 points, 8.0 rebounds and 6.8 assists.
- Set school single game records for 3-pointers (8) and assists (15).

### 2005-06 Game-by-Game Statistics

	Min	Fg-Fga	3g-3ga	Ft-Fta	Pts	Reb	Ass	St	Blk	TO	Pf
Murray State .....	* 35	1-9	1-6	2-2	5	3	0	0	0	1	1
Illinois State .....	* 27	3-8	0-3	4-6	10	3	2	3	2	5	0
Holy Cross .....	* 31	3-12	0-4	2-2	8	2	2	1	1	2	3
Dayton .....	* 29	2-8	0-3	0-0	4	5	2	0	1	0	3
Memphis .....	* 27	4-8	2-4	0-0	10	3	3	0	0	3	5
Vanderbilt .....	* 33	5-13	2-4	3-6	15	3	5	1	1	2	1
Ohio .....	* 26	4-11	3-7	0-0	11	2	1	1	1	0	2
Tennessee Tech .....	23	3-8	0-2	2-2	8	2	2	0	0	0	4
Ark.-Monticello ...	* 30	3-10	3-5	3-4	12	4	3	0	0	1	0
Dayton .....	* 31	3-9	0-3	4-4	10	6	0	0	1	2	4
LSU .....	* 36	5-12	2-6	0-0	12	4	4	2	1	3	3
Miami (Ohio) .....	* 30	2-8	0-0	5-6	9	5	3	0	0	2	0
N.C. A&T .....	* 24	3-6	1-2	4-4	11	3	2	0	0	1	2
DePaul .....	* 19	1-6	0-3	0-0	2	3	2	0	2	0	0
Marquette .....	* 37	5-9	2-5	2-3	14	5	3	0	0	2	3
Connecticut .....	* 12	4-8	3-5	3-4	14	2	0	1	0	2	1
Syracuse .....	inj.										
Xavier .....	inj.										
Rutgers .....	inj.										
Louisville .....	inj.										
Georgetown .....	inj.										
USF .....	inj.										
West Virginia ...	inj.										
Louisville .....	inj.										
Pittsburgh .....	inj.										
Syracuse .....	inj.										
Providence .....	inj.										
Villanova .....	inj.										
Seton Hall .....	inj.										
West Virginia ...	inj.										

\*denotes games started

### Career Highs

<b>Points</b> .... 23	Dayton (12/4/04)	<b>FTA</b> ..... 10	multiple opp.
<b>FG</b> ..... 8	multiple opp.	<b>Rebounds</b> ... 9	DePaul (1/6/05)
<b>FGA</b> ..... 16	Saint Louis (1/8/05)	<b>Assists</b> ..... 8	Wake Forest (1/22/05)
<b>3FG</b> ..... 4	multiple opp.	<b>Steals</b> ..... 3	multiple opp.
<b>3FGA</b> ..... 9	Saint Louis (1/8/05)	<b>Blocks</b> ..... 3	Gonzaga (3/20/03)
<b>FT</b> ..... 8	multiple opp.		

### CAREER STATISTICS

Season	G	GS	Min	-Avg	FG	-FGA	Pct	3G	-3GA	Pct	FT	-FTA	Pct	PTS	-Avg	REB	-Avg	AST	-Avg	St	Blk	Dk	TO	Pf	-D
2002-03	27	0	249	-9.2	31	-89	.348	6	-20	.300	25	-30	.833	93	-3.4	54	-2.0	15	-0.6	4	11	0	20	37	-1
2003-04	28	15	523	-18.7	60	-130	.462	10	-22	.455	39	-60	.650	169	-6.0	73	-2.6	65	-2.3	18	12	4	41	47	-1
2004-05	31	18	778	-25.1	103	-277	.372	39	-107	.364	73	-98	.745	318	-10.3	133	-4.3	76	-2.5	11	17	1	53	72	-2
2005-06	16	-15	450	-28.1	51	-145	.352	19	-62	.306	34	-43	.791	155	-9.7	55	-3.4	34	-2.1	9	10	3	26	32	-1
<b>Career</b>	<b>99</b>	<b>-48</b>	<b>2000</b>	<b>-20.2</b>	<b>245</b>	<b>-641</b>	<b>.382</b>	<b>74</b>	<b>-211</b>	<b>.351</b>	<b>171</b>	<b>-231</b>	<b>.740</b>	<b>735</b>	<b>-7.4</b>	<b>315</b>	<b>-3.2</b>	<b>190</b>	<b>-1.9</b>	<b>42</b>	<b>50</b>	<b>8</b>	<b>140</b>	<b>188</b>	<b>-2</b>

# 2005-06 UNIVERSITY OF CINCINNATI MEN'S BASKETBALL STATISTICS

Overall Record: 15-7

BIG EAST Conference: 4-4

					3-POINT								SCORING		REBOUND		ASSISTS												
	G-GS	Min	Avg		FG-FGA	Pct			FG-FGA	Pct	FT-FTA	Pct	Pts	-Avg	Reb	-Avg	Ast	-Avg											
WHITE	22	-22	741	-33.7	119	-248	.480		31	-89	.348		95	-112	.848		364	-16.5		105	-4.8		46	-2.1	29	18	50	60	-0
Career	112	-76	2973	-26.5	370	-848	.436		102	-315	.324		255	-327	.780		1097	-9.8		458	-4.1		295	-2.6	110	65	221	247	-1
HICKS	22	-22	739	-33.6	125	-259	.483		5	-13	.385		61	-96	.635		316	-14.4		210	-9.5		20	-0.9	15	79	25	48	-1
Career	111	-53	2687	-24.2	393	-764	.514		9	-30	.300		241	-420	.574		1036	-9.3		769	-6.9		62	-0.6	53	222	123	231	-1
DOWNEY	22	-19	647	-29.4	97	-231	.420		13	-43	.302		72	-91	.791		279	-12.7		54	-2.5		86	-3.9	49	5	46	45	-0
Career	22	-19	647	-29.4	97	-231	.420		13	-43	.302		72	-91	.791		279	-12.7		54	-2.5		86	-3.9	49	5	46	45	-0
KIRKLAND	16	-15	450	-28.1	51	-145	.352		19	-62	.306		34	-43	.791		155	-9.7		55	-3.4		34	-2.1	9	10	26	32	-1
Career	99	-48	2000	-20.2	245	-641	.382		74	-211	.351		171	-231	.740		735	-7.4		315	-3.2		190	-1.9	42	50	140	188	-2
McGOWAN	22	-22	615	-28.0	76	-151	.503		6	-24	.250		35	-49	.714		193	-8.8		160	-7.3		22	-1.0	21	4	18	44	-0
Career	22	-22	615	-28.0	76	-151	.503		6	-24	.250		35	-49	.714		193	-8.8		160	-7.3		22	-1.0	21	4	18	44	-0
MUHAMMAD	22	-4	510	-23.2	66	-183	.361		36	-106	.340		15	-22	.682		183	-8.3		54	-2.5		36	-1.6	16	6	38	49	-2
Career	55	-26	1357	-24.7	181	-493	.367		98	-284	.345		66	-89	.742		526	-9.6		152	-2.8		125	-2.3	38	7	108	132	-2
ALLEN	22	-1	179	-8.1	21	-46	.457		10	-21	.476		13	-18	.722		65	-3.0		40	-1.8		1	-0.0	4	4	12	38	-0
Career	41	-7	392	-9.6	60	-130	.462		12	-32	.375		26	-40	.650		158	-3.9		85	-2.1		1	-0.0	5	8	45	84	-0
MOORE	17	-5	321	-18.9	17	-59	.288		6	-33	.182		10	-12	.833		50	-2.9		30	-1.8		29	-1.7	18	1	18	34	-1
Career	87	-11	1129	-13.0	92	-231	.398		23	-87	.264		59	-84	.702		266	-3.1		107	-1.2		172	-2.0	76	21	98	114	-1
TILFORD	13	-0	107	-8.2	14	-37	.378		3	-16	.188		7	-10	.700		38	-2.9		6	-0.5		12	-0.9	2	0	7	9	-0
Career	13	-0	107	-8.2	14	-37	.378		3	-16	.188		7	-10	.700		38	-2.9		6	-0.5		12	-0.9	2	0	7	9	-0
BARWIN	6	-0	50	-8.3	2	-8	.250		0	-1	.000		2	-3	.667		6	-1.0		11	-1.8		2	-0.3	1	1	2	9	-0
Career	6	-0	50	-8.3	2	-8	.250		0	-1	.000		2	-3	.667		6	-1.0		11	-1.8		2	-0.3	1	1	2	9	-0
MILLER	8	-0	13	-1.6	2	-3	.667		1	-2	.500		1	-2	.500		6	-0.8		3	-0.4		0	-0.0	0	0	2	0	-0
Career	8	-0	13	-1.6	2	-3	.667		1	-2	.500		1	-2	.500		6	-0.8		3	-0.4		0	-0.0	0	0	2	0	-0
CRAIG	-	-	-	-	-	-	-		-	-	-		-	-	-		-	-		-	-		-	-	-	-	-	-	-
Career	-	-	-	-	-	-	-		-	-	-		-	-	-		-	-		-	-		-	-	-	-	-	-	-
BENKEN	1	-0	2	-2.0	0	-0	—		0	-0	—		0	-0	—		0	-0.0		0	-0.0		0	-0.0	0	0	0	0	-0
Career	12	-0	31	-2.6	3	-5	.600		1	-2	.500		6	-6	1.000		13	-1.1		11	-0.9		2	-0.2	2	0	1	0	-0
MURRAY	6	-0	23	-3.8	2	-2	1.000		0	-0	—		1	-2	.500		5	-0.8		5	-0.8		0	-0.0	1	0	1	3	-0
Career	28	-0	62	-2.2	4	-10	.400		0	-0	—		3	-4	.750		11	-0.4		15	-0.5		1	-0.0	1	0	3	7	-0
COLEMAN	6	-0	43	-7.2	2	-7	.286		1	-4	.250		8	-12	.667		13	-2.2		9	-1.5		2	-0.3	1	1	0	1	-0
Career	6	-0	43	-7.2	2	-7	.286		1	-4	.250		8	-12	.667		13	-2.2		9	-1.5		2	-0.3	1	1	0	1	-0
WATT	6	-0	10	-1.7	0	-2	.000		0	-1	.000		0	-0	—		0	-0.0		3	-0.5		2	-0.3	1	0	1	1	-0
Career	6	-0	10	-1.7	0	-2	.000		0	-1	.000		0	-0	—		0	-0.0		3	-0.5		2	-0.3	1	0	1	1	-0
TEAM																	73										2		1
CINCINNATI	22		4450	-40.5	594	-1381	.430		131	-415	.316		354	-472	.750		1673	-76.0		818	-37.2		292	-13.3	167	129	248	374	-5
OPPONENTS	22		4450	-40.5	543	-1336	.406		142	-402	.353		277	-406	.682		1505	-68.4		867	-39.4		288	-13.1	115	93	361	405	-6

Jump Balls: UC -17, Opp-7

Dead Ball Rebounds: UC-62, Opp-79

# 2005-06 UNIVERSITY OF CINCINNATI MEN'S BASKETBALL STATISTICS

## Records

<b>OVERALL:</b>	15-7	<b>HOME:</b>	10-3
<b>*CONFERENCE:</b>	4-4	<b>AWAY:</b>	2-4
<b>OVERTIME:</b>	1-1	<b>NEUTRAL:</b>	3-0

## Game-By-Game Scoring/Rebounding

Game Starter Stats in **Bold**

+Points/Assists

Date	Score	Opponent	Rank†	Attn‡	Hicks	White	KirkInd	Mhmd+	McGwn	Moor+	Dwny+	Tlfrd+	Allen	Barwin	Benken	Craig	Miller	Watt	Colmn	Murray
Nov. 19	79 -75 ot	MURRAY STATE (WXIX) .....	8,088		<b>18/ 10</b>	<b>21/ 5</b>	<b>5/ 3</b>	<b>8/ 3</b>	<b>9/ 10</b>	DND	4/ 3	8/ 1	2/ 1	-	-	-	—	—	4/ 1	—
Nov. 22	76 -59	ILLINOIS STATE (WXIX) .....	8,802		<b>8/ 11</b>	<b>18/ 6</b>	<b>10/ 3</b>	<b>0/ 3</b>	<b>4/ 3</b>	DND	21/ 3	4/ 1	9/ 1	-	-	-	0/ 0	0/ 0	1/ 3	1/ 1
Nov. 25	77 -55	HOLY CROSS .....	8,902		<b>5/ 5</b>	<b>19/ 3</b>	<b>8/ 2</b>	5/ 4	<b>9/ 7</b>	DND	<b>12/ 3</b>	6/ 0	11/ 5	-	-	-	0/ 1	0/ 1	2/ 3	0/ 0
Nov. 29	66 -75	DAYTON (WXIX) .....	9,199		<b>18/ 8</b>	<b>15/ 4</b>	<b>4/ 5</b>	0/ 0	<b>13/ 7</b>	DND	<b>8/ 0</b>	—	4/ 2	-	-	-	—	—	4/ 1	0/ 1
Dec. 3	81 -91	MEMPHIS (ESPN) .....	9/9 .....	9,440	<b>15/ 14</b>	<b>17/ 6</b>	<b>10/ 3</b>	17/ 0	<b>8/ 6</b>	DND	<b>14/ 2</b>	0/ 0	0/ 4	-	-	-	—	—	0/ 1	0/ 0
Dec. 10	92 -83	at Vanderbilt (WXIX) .....	13,032		<b>13/ 8</b>	<b>18/ 7</b>	<b>15/ 3</b>	9/ 1	<b>10/ 5</b>	9/ 1	<b>18/ 2</b>	—	0/ 3	-	-	-	—	—	—	—
Dec. 14	86 -58	OHIO (WXIX) .....	9,133		<b>8/ 9</b>	<b>18/ 7</b>	<b>11/ 2</b>	2/ 2	<b>8/ 8</b>	6/ 2	<b>24/ 5</b>	0/ 0	5/ 1	-	-	-	0/ 0	0/ 1	2/ 0	2/ 0
Dec. 17	105 -62	TENN. TECH (1) (WBQC) .....	7,011		<b>19/ 7</b>	<b>19/ 8</b>	8/ 2	18/ 3	<b>12/ 7</b>	<b>4/ 2</b>	<b>16/ 9</b>	3/ 1	2/ 1	-	-	-	2/ 0	0/ 1	—	2/ 3
Dec. 19	84 -63	ARK.-MONTICELLO (1) (WBQC) .....	6,024		<b>15/ 6</b>	<b>18/ 6</b>	<b>12/ 4</b>	15/ 0	<b>9/ 13</b>	0/ 4	<b>13/ 3</b>	2/ 1	0/ 0	-	-	-	0/ 0	0/ 0	—	—
Dec. 22	81 -63	vs. Dayton (2) .....	1,100		<b>10/ 3</b>	<b>19/ 5</b>	<b>10/ 6</b>	5/ 1	<b>11/ 6</b>	2/ 3	<b>21/ 3</b>	—	3/ 5	-	-	-	—	—	—	—
Dec. 23	75 -72	vs. LSU (2) .....	1,000		<b>21/ 7</b>	<b>19/ 5</b>	<b>12/ 4</b>	9/ 1	<b>0/ 1</b>	1/ 0	<b>11/ 8</b>	—	2/ 2	-	-	-	—	—	—	—
Dec. 28	75 -65	vs. MIAMI (Ohio) (3) (WXIX) .....	11,786		<b>11/ 9</b>	<b>10/ 3</b>	<b>9/ 5</b>	15/ 4	<b>10/ 7</b>	0/ 0	<b>19/ 2</b>	—	1/ 0	-	-	-	—	—	—	—
Dec. 30	105 -69	NORTH CAROLINA A&T (WXIX) .....	8,559		<b>24/ 10</b>	<b>23/ 5</b>	<b>11/ 3</b>	2/ 3	<b>12/ 5</b>	5/ 0	<b>13/ 11</b>	3/ 3	11/ 4	-	-	-	1/ 1	0/ 1	—	—
Jan. 4	82 -60	DePAUL* (WXIX) .....	8,605		<b>20/ 15</b>	<b>17/ 6</b>	<b>2/ 3</b>	20/ 0	<b>13/ 20</b>	2/ 1	<b>6/ 6</b>	—	2/ 0	-	-	-	—	—	—	—
Jan. 7	70 -66	at Marquette* (ERT-WXIX) .....	15,105		<b>22/ 12</b>	<b>12/ 5</b>	<b>14/ 5</b>	10/ 1	<b>6/ 4</b>	0/ 0	<b>6/ 2</b>	—	0/ 2	-	-	-	—	—	—	—
Jan. 9	59 -70	at Connecticut* (ESPN) .....	4/4 .....	16,294	<b>14/ 11</b>	<b>18/ 6</b>	<b>14/ 2</b>	0/ 2	<b>6/ 4</b>	0/ 3	<b>7/ 2</b>	0/ 0	0/ 0	-	-	-	—	—	—	—
Jan. 14	58 -77	SYRACUSE* (WXIX-ERT) .. -/24 ..	13,176		<b>9/ 7</b>	<b>16/ 2</b>	inj	6/ 1	<b>6/ 8</b>	<b>4/ 0</b>	<b>9/ 3</b>	2/ 0	4/ 2	2/ 1	-	—	—	—	—	—
Jan. 19	71 -73 ot	at Xavier (4) (ESPN) .....	10,250		<b>12/ 9</b>	<b>16/ 4</b>	inj	10/ 0	<b>11/ 7</b>	<b>0/ 2</b>	<b>22/ 5</b>	—	0/ 1	0/ 3	—	—	—	—	—	—
Jan. 22	71 -66	RUTGERS* (WXIX) .....	9,460		<b>13/ 12</b>	<b>14/ 4</b>	inj	0/ 3	<b>8/ 2</b>	<b>11/ 1</b>	<b>21/ 4</b>	—	0/ 0	4/ 4	0/ 0	—	—	—	—	—
Jan. 25	50 -67	at Louisville* (ESPN2) .....	22/23 .....	19,684	<b>15/ 17</b>	<b>9/ 4</b>	inj	12/ 1	<b>2/ 7</b>	<b>3/ 2</b>	<b>2/ 5</b>	2/ 3	5/ 4	0/ 3	—	—	0/ 1	—	—	—
Jan. 28	57 -76	at Georgetown* (ESPN2) ....	21/- ..	12,016	<b>13/ 9</b>	<b>22/ 3</b>	inj	<b>2/ 0</b>	<b>8/ 9</b>	3/ 2	<b>0/ 2</b>	4/ 1	2/ 1	0/ 0	inj	—	3/ 0	—	—	—
Jan. 31	73 -60	USF* (WXIX) .....	7,764		<b>13/ 11</b>	<b>6/ 1</b>	inj	<b>18/ 3</b>	<b>18/ 14</b>	0/ 6	12/ 3	4/ 0	<b>2/ 1</b>	0/ 0	inj	—	—	—	—	—
Feb. 4		at West Virginia* (ERT-WXIX) ..	11/11 ..	12:00			inj								inj					
Feb. 6		LOUISVILLE* (ESPN2) .....	7:00				inj								inj					
Feb. 12		at Pittsburgh* (WXIX) .....	2:00				inj								inj					
Feb. 15		at Syracuse* (ESPN) .....	7:30				inj								inj					
Feb. 17		PROVIDENCE* (WXIX) .....	8:00				inj								inj					
Feb. 23		VILLANOVA* (ESPN) .....	9:00				inj								inj					
Feb. 28		at Seton Hall* (WXIX) .....	8:00				inj								inj					
Mar. 4		WEST VIRGINIA* (ESPN) .....	12:00				inj								inj					
Mar. 8-11		BIG EAST Tournament (ESPN) .....	tba				inj								inj					
		Madison Square Garden, New York .....					inj								inj					

†Rank (AP/USA Today-ESPN) at the time of the game.  
All times EST and subject to change.

- (1) Las Vegas Holiday Classic, Cincinnati, Ohio
- (2) Las Vegas Holiday Classic, Las Vegas, Nev.
- (3) U.S. Bank Arena, Cincinnati, Ohio
- (4) Skyline Chili Crosstown Shootout

## ATTENDANCE

Home	114,161	-8,782
Away	86,380	-14,397
Neutral	13,886	-4,629
Total	204,107	-9,278

## MISCELLANEOUS

	UC	OPP
First Half Scoring	786 -35.7	748 -34.0
Second Half Scoring	852 -38.7	743 -33.8
Overtime	16 -8.0	14 -7.0
Points Off Turnovers	405 -18.4	265 -12.0
Second Chance Points	274 -12.5	242 -11.0
Bench Scoring	359 -16.3	389 -17.7

## 2005-06 CINCINNATI BIG EAST CONFERENCE STATISTICS

	G-GS	Min -Avg	FG-FGA	Pct	3-POINT			FT-FTA	Pct	SCORING	REBOUND	ASSISTS	Stl	Blk	Dnk	TO	PF-DQ
					FG-FGA	Pct				Pts -Avg	Reb -Avg	Ast -Avg					
HICKS	8-8	277 -34.6	47 -104	.452	3 -6	.500		22 -41	.537	119 -14.9	94 -11.8	3 -0.4	5	31	9	6	17-0
Career	8-8	277 -34.6	47 -104	.452	3 -6	.500		22 -41	.537	119 -14.9	94 -11.8	3 -0.4	5	31	9	6	17-0
WHITE	8-8	263 -32.9	37 -86	.430	9 -35	.257		31 -39	.795	114 -14.3	31 -3.9	18 -2.3	5	9	8	15	24-0
Career	8-8	263 -32.9	37 -86	.430	9 -35	.257		31 -39	.795	114 -14.3	31 -3.9	18 -2.3	5	9	8	15	24-0
KIRKLAND	3-3	68 -22.7	10 -23	.435	5 -13	.385		5 -7	.714	30 -10.0	10 -3.3	5 -1.7	1	2	0	4	4-0
Career	3-3	68 -22.7	10 -23	.435	5 -13	.385		5 -7	.714	30 -10.0	10 -3.3	5 -1.7	1	2	0	4	4-0
MUHAMMAD	8-2	196 -24.5	25 -76	.329	13 -49	.265		5 -9	.556	68 -8.5	22 -2.8	11 -1.4	4	3	0	14	15-0
Career	8-2	196 -24.5	25 -76	.329	13 -49	.265		5 -9	.556	68 -8.5	22 -2.8	11 -1.4	4	3	0	14	15-0
McGOWAN	8-8	239 -29.9	28 -57	.491	0 -8	.000		11 -14	.786	67 -8.4	68 -8.5	9 -1.1	8	2	4	11	18-0
Career	8-8	239 -29.9	28 -57	.491	0 -8	.000		11 -14	.786	67 -8.4	68 -8.5	9 -1.1	8	2	4	11	18-0
DOWNEY	8-7	236 -29.5	24 -78	.308	1 -9	.111		14 -22	.636	63 -7.9	19 -2.4	27 -3.4	19	2	0	16	15-0
Career	8-7	236 -29.5	24 -78	.308	1 -9	.111		14 -22	.636	63 -7.9	19 -2.4	27 -3.4	19	2	0	16	15-0
MOORE	8-3	175 -21.9	9 -33	.273	3 -17	.176		2 -2	1.000	23 -2.9	13 -1.6	15 -1.9	9	0	0	8	21-1
Career	8-3	175 -21.9	9 -33	.273	3 -17	.176		2 -2	1.000	23 -2.9	13 -1.6	15 -1.9	9	0	0	8	21-1
TILFORD	5-0	38 -7.6	4 -12	.333	1 -5	.200		3 -4	.750	12 -2.4	0 -0.0	4 -0.8	1	0	0	3	3-0
Career	5-0	38 -7.6	4 -12	.333	1 -5	.200		3 -4	.750	12 -2.4	0 -0.0	4 -0.8	1	0	0	3	3-0
ALLEN	8-1	61 -7.6	5 -13	.385	2 -7	.286		3 -4	.750	15 -1.9	10 -1.3	0 -0.0	1	1	0	2	8-0
Career	8-1	61 -7.6	5 -13	.385	2 -7	.286		3 -4	.750	15 -1.9	10 -1.3	0 -0.0	1	1	0	2	8-0
BARWIN	5-0	43 -8.6	2 -8	.250	0 -1	.000		2 -3	.667	6 -1.2	8 -1.6	1 -0.2	1	1	0	2	7-0
Career	5-0	43 -8.6	2 -8	.250	0 -1	.000		2 -3	.667	6 -1.2	8 -1.6	1 -0.2	1	1	0	2	7-0
MILLER	2-0	2 -1.0	1 -1	1.000	1 -1	1.000		0 -0	—	3 -1.5	1 -0.5	0 -0.0	0	0	0	1	0-0
Career	2-0	2 -1.0	1 -1	1.000	1 -1	1.000		0 -0	—	3 -1.5	1 -0.5	0 -0.0	0	0	0	1	0-0
BENKEN	1-0	2 -2.0	0 -0	—	0 -0	—		0 -0	—	0 -0.0	0 -0.0	0 -0.0	0	0	0	0	0-0
Career	1-0	2 -2.0	0 -0	—	0 -0	—		0 -0	—	0 -0.0	0 -0.0	0 -0.0	0	0	0	0	0-0
CRAIG	-	-	-	-	-	-		-	-	-	-	-	-	-	-	-	-
Career	-	-	-	-	-	-		-	-	-	-	-	-	-	-	-	-
TEAM											30					0	0
CINCINNATI	8	1600 -40.0	192 -491	.391	38 -151	.252		99 -145	.683	521 -65.1	306 -38.3	93 -11.6	54	51	21	82	132 -1
OPPONENTS	8	1600 -40.0	197 -480	.410	55 -149	.369		93 -127	.732	542 -67.8	324 -40.5	108 -13.5	43	42	19	107	132 -1

JUMP BALLS: UC-4, Opp-4

DEAD BALL REBOUNDS: UC-16, OPP-16

## SEASON SUPERLATIVES

	Individual High	Cincinnati High	Opponent High
<b>Points</b>	24 Downey v Ohio	105 v Tennessee Tech	91 by Memphis
	24 Hicks v N.C. A&T	105 v N.C. A&T	
<b>FG Made</b>	11 Hicks v N.C. A&T	40 v Tennessee Tech	32 by Memphis
<b>FG Attempted</b>	21 White v Murray State	75 v Xavier	75 by Memphis
<b>3-Pt FG Made</b>	5 Muhammad v Ark.-Monticello	12 v Ark.-Monticello	11 by Memphis
<b>3-Pt FG Att.</b>	9 Muhammad v USF	27 v Ark.-Monticello	26 by Murray State, Louisville(1)
<b>FT Made</b>	9 Hicks v Memphis	25 v 3 opponents	23 by Vanderbilt
	9 Downey v Miami		
<b>FT Attempted</b>	14 Hicks v Memphis	34 v Memphis	34 by Vanderbilt
<b>Rebounds</b>	20 McGowan v DePaul	53 v DePaul	56 by Xavier
<b>Rebound Margin</b>		+18 v DePaul	+24 by Syracuse
<b>Fouls</b>		24 v Vanderbilt	25 by Illinois State
<b>Assists</b>	11 Downey v N.C. A&T	25 v N.C. A&T	22 by Georgetown
<b>Turnovers</b>	6 Muhammad v Louisville-1	25 v Louisville(1)	26 by Illinois State
<b>Blocks</b>	10 Hicks v Marquette	18 v Marquette	11 by Connecticut
<b>Steals</b>	5 Downey v Marquette	14 v Ohio, Tennessee Tech	12 by Louisville(1)
<b>FG Pct.</b>		.563 v Tennessee Tech (40-71)	.528 by LSU (28-53)
<b>3-Pt FG Pct.</b>		.545 v Miami (6-11)	.556 by Dayton (5-9)-2
<b>FT Pct.</b>		.926 v Dayton (25-27)-2	.923 by Murray State (12-13)



## SEASON TEAM LOWS

	Cincinnati		Opponents	
<b>Points</b>	50	v Louisville-1	55	by Holy Cross
<b>FG Made</b>	18	v Louisville-1	19	by Holy Cross
<b>FG Attempted</b>	48	v Miami	49	by Dayton-2
<b>3-Pt FG Made</b>	2	v Tennessee Tech, Dayton	1	by Xavier
<b>3-Pt FG Att.</b>	11	v Miami	8	by LSU
<b>FT Made</b>	5	v Xavier	6	by Georgetown
<b>FT Attempted</b>	11	v Xavier	7	by Georgetown
<b>Rebounds</b>	25	v LSU	31	by Ark.-Monticello
<b>Fouls</b>	11	v Ark.-Monticello	11	by DePaul
<b>Assists</b>	7	v Dayton-1, Syracuse	5	by DePaul
<b>Turnovers</b>	4	v Georgetown	8	by Georgetown
<b>Blocks</b>	0	v Murray State	0	by Dayton-2
<b>Steals</b>	3	v 3 opponents	0	by Dayton-2
<b>FG Pct.</b>	.300	v Louisville (18-60)-1	.302	by Holy Cross (19-63)
<b>3-FG Pct.</b>	.118	v Dayton (2-17)-2	.056	by Xavier (1-18)
<b>FT Pct.</b>	.455	v Xavier (5-11)	.500	by Dayton (14-28)-2

## 2005-06 UNIVERSITY OF CINCINNATI MEN'S BASKETBALL STATISTICS

### Game-by-Game Team Totals

	FG-FGA	Pct	3G-3GA	Pct	FT-FTA	Pct	Reb	Ast	Stl	Blk	To	PF-D	1st	2nd	OT	Score
MURRAY STATE	27 -70	.386	9 -26	.346	12 -13	.923	41	14	6	6	15	22 -1	33	37	5	75
@ CINCINNATI	26 -66	.394	5 -19	.263	22 -28	.786	43	14	3	0	11	17 -0	35	35	9	79
ILLINOIS STATE	20 -51	.392	9 -22	.409	10 -14	.714	33	16	1	2	26	25 -0	34	25	-	59
@ CINCINNATI	25 -61	.410	8 -20	.400	18 -26	.692	34	15	12	7	13	17 -0	43	33	-	76
HOLY CROSS	19 -63	.302	4 -15	.267	13 -16	.813	39	11	10	1	19	19 -1	26	29	-	55
@ CINCINNATI	28 -59	.475	5 -16	.313	16 -21	.762	37	16	12	7	16	17 -0	29	48	-	77
DAYTON	27 -55	.491	5 -12	.417	16 -19	.842	36	12	3	3	12	14 -0	43	32	-	75
@ CINCINNATI	24 -63	.381	4 -19	.211	14 -17	.824	33	7	4	5	10	17 -0	35	31	-	66
MEMPHIS	32 -75	.427	11 -21	.524	16 -25	.640	45	18	10	8	18	24 -2	44	47	-	91
@ CINCINNATI	25 -66	.379	6 -20	.300	25 -34	.735	42	8	3	5	20	20 -2	35	46	-	81
@ VANDERBILT	26 -60	.433	8 -16	.500	23 -34	.676	43	14	8	1	17	20 -0	41	42	-	83
CINCINNATI	30 -62	.484	7 -18	.389	25 -30	.833	32	11	9	4	10	24 -1	49	43	-	92
OHIO	21 -65	.323	7 -24	.292	9 -16	.563	41	12	3	3	18	15 -0	38	20	-	58
@ CINCINNATI	34 -67	.507	7 -20	.350	11 -14	.786	39	17	14	7	10	12 -0	39	47	-	86
TENNESSEE TECH	20 -62	.323	7 -20	.350	15 -26	.577	35	7	2	2	22	22 -0	25	37	-	62
@ CINCINNATI	40 -71	.563	2 -12	.167	23 -29	.793	44	22	14	6	9	17 -0	51	54	-	105
ARK-MONTICELLO	25 -56	.446	5 -21	.238	8 -10	.800	31	14	5	4	15	17 -0	28	25	-	63
@ CINCINNATI	27 -63	.429	12 -27	.444	18 -21	.857	37	15	8	5	10	11 -0	38	46	-	84
DAYTON	22 -49	.449	5 -9	.556	14 -28	.500	38	8	0	0	20	24 -0	32	31	-	63
vs. CINCINNATI	27 -62	.435	2 -17	.118	25 -27	.926	33	8	3	4	7	23 -0	38	43	-	81
LSU	28 -53	.528	2 -8	.250	14 -21	.667	38	18	8	5	23	16 -0	37	35	-	72
vs. CINCINNATI	28 -60	.467	9 -19	.474	10 -15	.667	25	16	5	6	14	14 -0	39	36	-	75
MIAMI (Ohio)	25 -64	.391	7 -25	.280	8 -13	.615	32	12	5	6	12	19 -0	35	30	-	65
vs. CINCINNATI	23 -48	.479	6 -11	.545	23 -26	.885	32	12	4	6	14	13 -0	30	45	-	75
N. CAROLINA A&T	26 -65	.400	7 -16	.438	10 -16	.625	35	11	6	1	24	20 -0	34	35	-	69
@ CINCINNATI	37 -67	.552	10 -22	.455	21 -28	.750	40	25	13	8	13	17 -0	52	53	-	105
DePAUL	23 -64	.359	5 -17	.294	9 -15	.600	35	5	2	6	9	11 -0	23	37	-	60
@ CINCINNATI	34 -73	.466	5 -20	.250	9 -13	.692	53	13	5	6	6	13 -0	35	47	-	82

	FG-FGA	Pct	3G-3GA	Pct	FT-FTA	Pct	Reb	Ast	Stl	Blk	To	PF-D	1st	2nd	OT	Score
@ MARQUETTE	25 -66	.379	6 -19	.316	10 -13	.769	36	13	8	4	13	16 -0	46	20	-	66
CINCINNATI	26 -60	.433	6 -21	.286	12 -17	.706	42	12	7	18	14	15 -0	36	34	-	70
@ CONNECTICUT	25 -67	.373	4 -15	.267	16 -20	.800	52	16	8	11	14	14 -0	37	33	-	70
CINCINNATI	21 -59	.356	6 -18	.333	11 -14	.786	32	12	7	8	13	19 -0	33	26	-	59
SYRACUSE	29 -63	.460	6 -17	.353	13 -18	.722	51	12	4	4	15	22 -1	34	43	-	77
@ CINCINNATI	19 -57	.333	4 -19	.211	16 -26	.615	27	7	9	2	7	19 -0	34	24	-	58
@ XAVIER	28 -68	.412	1 -18	.056	16 -28	.571	56	13	5	9	13	16 -1	30	34	9	73
CINCINNATI	28 -75	.373	10 -24	.417	5 -11	.455	41	13	9	8	9	23 -1	37	27	7	71
RUTGERS	23 -54	.426	9 -20	.450	11 -15	.733	39	11	3	3	15	16 -0	24	42	-	66
@ CINCINNATI	27 -60	.450	4 -12	.333	13 -19	.684	32	14	10	2	5	16 -0	28	43	-	71
@ LOUISVILLE	20 -54	.370	10 -26	.385	17 -22	.773	40	16	12	3	19	19 -0	36	31	-	67
CINCINNATI	18 -60	.300	5 -23	.217	9 -17	.529	46	13	7	4	25	20 -1	22	28	-	50
@ GEORGETOWN	30 -58	.517	10 -21	.476	6 -7	.857	39	22	2	2	8	14 -0	36	40	-	76
CINCINNATI	21 -60	.350	4 -24	.167	11 -14	.786	31	8	4	4	4	13 -0	20	37	-	57
USF	22 -54	.407	5 -14	.357	11 -17	.647	32	13	4	9	14	20 -0	32	28	-	60
@ CINCINNATI	26 -62	.419	4 -14	.286	17 -25	.680	43	14	5	7	8	17 -0	28	45	-	73
<b>UC Wins (15)</b>	<b>FG-FGA</b>	<b>Pct</b>	<b>3G-3GA</b>	<b>Pct</b>	<b>FT-FTA</b>	<b>Pct</b>	<b>Reb</b>	<b>Ast</b>	<b>Stl</b>	<b>Blk</b>	<b>To</b>	<b>PF-D</b>	<b>1st</b>	<b>2nd</b>	<b>OT</b>	<b>Score</b>
OPPONENTS	352 -896	.393	95 -272	.349	177 -267	.663	548	179	71	53	262	282 -2	488	483	5	976
CINCINNATI	438 -941	.465	92 -268	.343	263 -339	.776	566	224	124	93	160	243 -1	570	652	9	1231
<b>UC Losses (7)</b>																
OPPONENTS	191 -440	.434	47 -130	.362	100 -139	.719	319	109	44	40	99	123 -4	260	260	9	529
CINCINNATI	156 -440	.355	39 -147	.265	91 -133	.684	252	68	43	36	88	131 -4	216	219	7	442
<b>Home Games (13)</b>																
OPPONENTS	314 -797	.394	89 -245	.363	153 -220	.695	493	156	68	52	213	247 -5	418	447	5	870
CINCINNATI	372 -835	.446	76 -240	.317	223 -301	.741	504	187	113	67	137	210 -2	482	552	9	1043
<b>Road Games (9)</b>																
OPPONENTS	229 -539	.425	53 -157	.338	124 -186	.667	374	132	56	41	139	158 -1	330	296	9	635
CINCINNATI	222 -546	.407	55 -175	.314	131 -171	.766	314	105	55	62	110	164 -3	304	319	7	630