



Texas Tech RED RAIDER FOOTBALL

41 BOWL APPEARANCES // 11 CONFERENCE CHAMPIONSHIPS // 600 ALL-TIME VICTORIES

GAME

5



TEXAS TECH RED RAIDERS

3-1, 1-0 Big 12

Jones AT&T Stadium (60,229) | Lubbock, Texas | 7 p.m. CT | ESPN2 | Texas Tech Sports Network

VS

CINCINNATI BEARCATS

3-1, 1-0 Big 12



2024 SCHEDULE/RESULTS

Overall: 3-1 | Big 12: 1-0 | H: 3-0 | A: 0-1 | N: 0-0

AUGUST • (1-0)

31 ABILENE CHRISTIAN W, 52-51 (OT) ESPN+

SEPTEMBER • (2-1)

7 at Washington State L, 16-37 FOX

14 NORTH TEXAS W, 66-21 FS1

21 ARIZONA STATE* W, 30-22 FS1

28 CINCINNATI* 7 p.m. ESPN2

OCTOBER • (0-0)

5 at Arizona* 10 p.m. FOX

19 BAYLOR* TBD TBD

26 at TCU* TBD TBD

NOVEMBER • (0-0)

2 at Iowa State* TBD TBD

9 COLORADO* TBD TBD

23 at Oklahoma State* TBD TBD

30 WEST VIRGINIA* TBD TBD

all times Central

TV: ESPN2

- Play-by-Play: Brian Custer
- Analyst: Rod Gilmore
- Producer: Lauren Sisler

ESPN 2

RADIO: TEXAS TECH SPORTS NETWORK

- Play-by-Play: Brian Jensen
- Analyst: John Harris
- Sideline Reporter: Chris Level
- SiriusXM (local): Channel 161 or 199
- SiriusXM (national): None
- Mobile App: Varsity Network (Texas Tech)



SOCIAL MEDIA: #WreckEm

- X: @TexasTechFB
- YouTube: TexasTechAthletics
- Instagram: @TexasTech_FB
- Facebook: TexasTechFootball
- Online: TexasTech.com / TahjTime.com

TEXAS TECH COACHING STAFF

SIDELINE

- Joey McGuire, Head Coach (Third Season)
- Zach Kittley, Offensive Coordinator/QBs (Third Season)
- Kenny Perry, Assoc. H.C./STs/RBs (Third Season)
- C.J. Ah You, Outside Linebackers (Third Season)
- Josh Bookbinder, Inside Linebackers (Third Season)
- Zarnell Fitch, Defensive Line (Third Season)
- Justin Johnson, Passing Coord./WRs (Second Season)
- Clay McGuire, Offensive Line (First Season)
- Marcel Yates, Passing Game Coord./DBs (Third Season)

PRESSBOX

- Tim DeRuyter, Defensive Coordinator (Third Season)
- Josh Cochran, Run Game Coord./Tight Ends (Third Season)

TEXAS TECH RED RAIDERS

Rankings	AP: NR	Coaches: NR
Last Game	Def. Arizona State, 30-22	
Streak	Won 2	
Head Coach	Joey McGuire	
Career Record	18-12 (3rd Season)	
Record at Texas Tech	Same	
Record vs. Cincinnati	First Meeting	

CINCINNATI BEARCATS

Rankings	AP: NR	Coaches: NR
Last Game	Def. Houston, 34-0	
Streak	Won 2	
Head Coach	Scott Satterfield	
Career Record	82-58 (12th Season)	
Record at Cincinnati	6-10 (2nd Season)	
Record vs. Texas Tech	First Meeting	

GAMEDAY STORYLINES



TECH CLOSES HOMESTAND WITH CINCINNATI

Texas Tech will look to wrap its three-game homestand a perfect 3-0 on Saturday when welcoming Cincinnati for a night contest under the lights at Jones AT&T Stadium. Fans are encouraged to wear black for the sellout, which was previously announced on Sept. 10, for what will be the second all-time meeting, and first since 1968, between the Red Raiders and Bearcats. Tech enters Saturday night riding a five-game winning streak at home, dating back to the 2023 season, and a 13-3 record at Jones AT&T Stadium under Joey McGuire.



DEFENSE CONTINUES TO MAKE STRIDES

Texas Tech has made a steady jump defensively since its season-opening win over Abilene Christian as the Red Raiders are surrendering only 26.7 points and 381.7 yards of total offense over the past three games. Texas Tech limited Arizona State to only 99 rushing yards last weekend against a Red Raider defense that will face another tough test Saturday against a Cincinnati offense that is averaging 467.5 yards of total offense and 197.5 rushing yards per game. Arizona State came into the Big 12 opener averaging 229.3 yards per game on the ground.



BROOKS POSTS ANOTHER 100-YARD GAME

Tahj Brooks moved into the top five all-time in Texas Tech history against Arizona State as the senior reached the 100-yard mark for the 15th time in his career and the 11th time in his last 14 games. Brooks, who has rushed for at least 95 yards over that entire 14-game stretch, enters this weekend ranked second in the Big 12 and sixth in the FBS as he is averaging 126.3 yards per game. He totaled 117 rushing yards last weekend against an Arizona State defense that was allowing only 65.3 yards per game on the ground.

RED RAIDERS BY THE NUMBERS

3

John Carlos Miller II is the only tight end in the country to have a receiving touchdown in each of his last three games. He is the first Red Raider tight end to do so since Mickey Peters during the 2002 season.


8

E'Maurion Banks' blocked extra point against Arizona State marked the eighth blocked kick already for Texas Tech under Joey McGuire and third-year special teams coordinator Kenny Perry.

124

Number of yards Tahj Brooks needs to tie 1993 Doak Walker Award winner Byron "Bam" Morris for fourth all-time in Texas Tech history. Brooks has totaled 3,431 career rushing yards entering this weekend.

SERIES HISTORY



CINCINNATI (0-0-1)

Date	Loc.	W/L	TTU	UC	Att.
Sept. 21, 1968	H	T	10	10	35,200

SERIES NOTEBOOK

INSIDE THE CINCINNATI SERIES

■ Texas Tech and Cincinnati will meet on the gridiron for only the second time in history as the two schools previously ended in a 10-10 tie to start the 1968 season. Texas Tech led for the duration of that game thanks to a two-yard touchdown run from quarterback Joe Mautlich early in the first quarter. Cincinnati tied the game, however, in the closing minutes on a 53-yard touchdown pass from Greg Cook to Jim O'Brien. The Red Raiders had previously led 10-3 to that point after a Kenny Vinyard 23-yard field goal in the second quarter.

TEXAS TECH-CINCINNATI CONNECTIONS

- Texas Tech has three staff members with roots near the Cincinnati campus in assistant defensive backs coach Ryan Conry (native of Shaker Heights, Ohio), associate strength and conditioning coach Brandon Lee (New Albany, Indiana) and senior strength and conditioning coach Aaron Hall (XXX).
- Texas Tech has one Ohio native on its roster as well in senior offensive lineman Vinny Sciury, a Massillon native roughly 225 miles from the Cincinnati campus. Sciury started the first two games at left guard before suffering a season-ending injury at Washington State.
- On the Cincinnati staff, the trip to West Texas won't be a first for running backs coach Sean Dawkins, who was the running backs coach for one season in 2009 at West Texas A&M University in Canyon.
- The two schools do share one former head coach in their history in Tommy Tuberville, who departed Texas Tech following the 2012 season for Cincinnati. Tuberville was 20-17 in his three seasons leading the Red Raiders and then was 29-22 over his four seasons with the Bearcats.

CINCINNATI CAREER NOTABLES

- Texas Tech has only one Red Raider who has faced Cincinnati previously in sophomore tight end Jason Llewellyn, who was part of Oklahoma's 20-6 victory over the Bearcats last season on the road. It was one of three games played last season for Llewellyn with the Sooners before transferring to Texas Tech in January. He has played in all four games for the Red Raiders this season, mainly on special teams.

RED RAIDER NOTEBOOK

RED RAIDERS LOOKING FOR 2-0 START

- Texas Tech will be searching for its first 2-0 start to Big 12 play since 2013 on Saturday against the Bearcats. The Red Raiders have kicked off their Big 12 slate with a 2-0 record six times previously with five of those seasons resulting in a bowl appearance. The lone exception was 1997 when the Red Raiders withdrew from postseason bowl eligibility due to NCAA violations within the program.
- Texas Tech has finished with at least eight wins the last four times it started 2-0 in conference play. The Red Raiders have also been at least .500 overall in league play in all but one of those years as well (2013).

TEXAS TECH 2-0 STARTS ALL-TIME IN BIG 12 PLAY

Year	Big 12 Start	Final Record
2013	4-0	8-5; 4-5
2008	6-0	11-2; 7-1
2005	3-0	9-3; 6-2
2003	2-0	8-5; 4-4
1998	3-0	7-5; 4-4
1997	2-0	6-5; 5-3

RED RAIDERS AT NIGHT

- Texas Tech will host its second kick of 6 p.m. or later at home this season versus Cincinnati as the Red Raiders previously opened with a 52-51 overtime victory over Abilene Christian. Night games inside Jones AT&T Stadium have become quite the scene over the past two decades as Texas Tech is 57-24 since 2000 in 6 p.m. kicks or later at home, which includes a 6-3 mark under Joey McGuire.

TEXAS TECH HOME NIGHT GAMES UNDER JOEY MCGUIRE

Year	Opponent	Result
2024	Abilene Christian	W, 52-51 (OT)
2023	TCU	W, 35-28
2023	Kansas State	L, 21-38
2023	Tarleton State	W, 41-3
2023	#13 Oregon	L, 30-38
2022	Oklahoma	W, 51-48 (OT)
2022	Kansas	W, 43-28
2022	Baylor	L, 17-45
2022	Murray State	W, 63-10

STATISTICAL MATCHUP: TEXAS TECH vs. CINCINNATI

CATEGORY	TECH	FBS	BIG 12	UC	FBS	BIG 12
Scoring Offense	41.0	18th	2nd	31.5	59th	9th
Total Offense	487.5	15th	2nd	467.5	23rd	3rd
Rushing Offense	168.5	63rd	8th	197.5	33rd	5th
Passing Offense	319.0	11th	3rd	270.0	35th	6th
Scoring Defense	32.8	114th	16th	16.0	33rd	5th
Total Defense	440.0	120th	15th	387.3	90th	13th
Rushing Defense	159.8	88th	13th	138.8	73rd	8th
Passing Defense	280.3	121st	15th	248.5	104th	13th
3rd Down Conversion Percentage	.508	21st	3rd	.451	41st	5th
3rd Down Conversion Percentage Defense	.404	91st	11th	.333	42nd	4th
4th Down Conversion Percentage	.333	114th	15th	1.000	T-1st	T-1st
4th Down Conversion Percentage Defense	.455	52nd	7th	.300	23rd	2nd
Red Zone Defense	.789	49th	5th	.667	14th	2nd
Red Zone Offense	.905	47th	7th	.765	106th	14th
QB Sacks Per Game	0.75	123rd	15th	2.25	46th	6th
Tackles for Loss	5.0	90th	14th	6.3	49th	7th
Time of Possession	30:42	54th	7th	32:21	22nd	4th
Net Punting	38.0	38th	11th	41.46	27th	3rd
Punt Returns	4.33	107th	14th	4.0	109th	15th
Kickoff Returns	26.7	16th	3rd	17.3	97th	14th
Fewest Penalty Yards Per Game	76.75	115th	14th	42.25	32nd	7th
Turnover Margin	+1	64th	7th	+2	48th	5th



HOME SWEET HOME UNDER MCGUIRE

- Each time the Red Raiders practice inside Jones AT&T Stadium under Joey McGuire, the video boards now on both ends of the field read simply "Protect Jones AT&T." Texas Tech has been effective in front of its home fans under McGuire as the Arizona State win improved the Red Raiders to 13-3 at home in his two-plus seasons.
- McGuire's 13-3 start in home games thus far ranks tied for second all-time for the best record among Texas Tech head coaches through 16 games. McGuire, who is tied with Steve Sloan (1975-77) at 13-3 overall, trails only E.Y. Freeland as he was 12-1-3 early in his tenure as Texas Tech's first-ever head coach (1925-28).
- Texas Tech is in the midst of a seven-game stretch to start its season where it will play five games at home. It is only the fourth time in the Big 12 era for the Red Raiders to start a season with five of their first seven games at home as Texas Tech also did so in 2000, 2005 and 2016.
- Cincinnati follows Arizona State as Big 12 programs who are visiting Jones AT&T Stadium to start conference play. It marks only the second time since joining the Big 12 that Texas Tech has opened conference play with consecutive home games as the Red Raiders also did so in 2003, defeating both Texas A&M and Iowa State en route to an eventual 8-5 season.
- In its history, Texas Tech has hosted seven or more home games 13 times previously with the most recent being in 2022. The Red Raiders are scheduled to host seven home games in three of the next four seasons as part of its new non-conference scheduling model to prioritize home agreements.

HEAD COACHING RECORDS THROUGH 16 HOME GAMES

Name (Years)	Record	Game No. 17 Result
E.Y. Freeland (1925-28)	12-1-3	W, vs. Daniel Baker
Joey McGuire (2022-)	13-3	--
Steve Sloan (1975-77)	13-3	L, vs. No. 6 Arkansas
Spike Dykes (1986-99)	12-4	W, vs. Rice
Pete Cawthon (1930-40)	12-4	W, vs. Baylor
Mike Leach (2000-09)	11-5	W, vs. Missouri
DeWitt Weaver (1951-60)	11-5	W, vs. West Texas State
Jim Carlen (1970-74)	10-6	L, vs. Arkansas
Dell Morgan (1941-50)	10-5-1	L, vs. North Texas Ag

RED RAIDERS NOTCH WIN NO. 600

- The Red Raiders secured their 600th all-time win against Arizona State as Texas Tech improved to 600-482-32 over its 99-plus seasons of football. Among power conference schools founded since 1900, it is the third-most wins nationally, trailing only Miami (658) and UCLA (631).

POTENT NOTABLES

- The Red Raiders improved to 16-13 all-time in Big 12 openers with their 30-22 victory over Arizona State last weekend, which includes a 7-4 mark at home. It marked only the fourth win to start Big 12 play over Texas Tech's last 11 conference openers.
- Texas Tech improved to 12-4 with its win over Arizona State when opening Big 12 play against an unranked opponent, which includes a 5-0 mark now at home. It marked only the third time in the past eight years and just the 10th time in the past 12 seasons the Red Raiders have kicked off Big 12 play versus an unranked foe.
- Texas Tech moved to 18-11 all-time in Big 12 Conference home openers with its victory over Arizona State, which includes a 3-0 mark under Joey McGuire. Texas Tech is 14-3 against unranked opponents to open its home conference slate since joining the Big 12 in 1996.
- The fruit of Texas Tech's recruiting prowess under Joey McGuire is starting to show this season as 12 different

- underclassmen have made at least one start this season. Texas Tech has had 31 different players make a start this season, including seven sophomores and five freshmen in wide receiver Micah Hudson, defensive back Macho Stevenson, defensive lineman Jayden Cofield, outside linebacker Amier Washington and defensive lineman Brayton Rigbsby.
- Texas Tech has scored a touchdown on its opening drive in all three home games this season. Opponents, on the other hand, have not scored on an opening drive in any of Texas Tech's four games thus far this season. In fact, Texas Tech has created a takeaway in two of those games with a Chapman Lewis interception at Washington State and a C.J. Baskerville interception last weekend versus Arizona State.
 - Texas Tech did not give away a turnover against Arizona State for the second time this season and the eighth time under Joey McGuire. The Red Raiders are 7-1 in those games during McGuire's tenure.
 - Turnovers have been a consistent speaking point for Joey McGuire throughout his tenure. The Red Raiders are plus-1 in the turnover margin thus far this season with six takeaways to only five turnovers. That margin moves to plus-4 at home as the Red Raiders have given away the ball just once, which came in the second half of Texas Tech's blowout win over North Texas.
 - Texas Tech improved to 9-3 in one-possession games under Joey McGuire with its win over Arizona State, which includes a 2-0 mark this season. The Red Raiders were 4-0 in games determined by eight points or less during McGuire's debut season in 2022 before falling to 3-3 a year ago.

THE HOTTEST TICKET IN TOWN

- Texas Tech sold out of season tickets for the second-consecutive season in early May as Red Raider fans purchased more than 32,000 season passes for the 2024 campaign. This total does not include seats reserved for Texas Tech's student body, either. Texas Tech has also sold out of its entire premium seating inventory in all areas of Jones AT&T Stadium, including the new south end zone addition.
- Over his three seasons as head coach, Texas Tech has added more than 13,000 season tickets since McGuire's hiring in November 2021. Texas Tech previously sold 28,000 season tickets for McGuire's debut season in 2022, which, like this year's total, ranks among the top-10 highest season ticket counts in program history.
- Texas Tech had a capacity crowd of 60,229 fans on hand for its season opener versus Abilene Christian, one of three advanced sellouts already on the docket for the Red Raiders this season. Texas Tech has announced that this weekend's game versus Cincinnati and its Nov. 9 date against Colorado have already reached sellout status.
- Texas Tech is averaging 58,963 fans through its first three games of the season, which ranks 28th nationally and second in the Big 12 Conference behind only BYU.

THE BIG 12 LEADER IN BOWL APPEARANCES

- Texas Tech entered the 2024 campaign as the Big 12 Conference's leader in total bowl appearances as the Red Raiders have made 41 in their history, including one in each of the last three seasons. Texas Tech ranks tied for 20th nationally in all-time bowl appearances as the Red Raiders have one more than fellow Big 12 members BYU and West Virginia. The next closest from there is TCU with 36 bowl appearances in its history.
- Texas Tech topped Cal in the Independence Bowl for its third bowl victory in as many years to end the 2023 campaign. It marked only the second time in program history that the Red Raiders ended three-straight seasons with a bowl win,

THE LAST MEETING



Tech's Donald King (64) clears the path for halfback Roger Freeman (43) to pick up needed extra yardage as Tech battles Cincinnati to a 10-10 tie.

TEXAS TECH 10, CINCINNATI 10

Date: Sept. 21, 1968
Location: Lubbock, Texas | Attendance: N/A

Recap & Photo from the 1969 Texas Tech La Ventura

LUBBOCK, TEXAS - As usual, anticipation of a possible trip to the Cotton Bowl surrounded the Red Raiders as they prepared for the season opener against Cincinnati. But, the poised and aggressive Bearcats shocked Tech with a 10-10 tie. With three and a half minutes to play, Cincy scored on a 53-yard pass to overcome their 10-3 deficit.

Early in the game, Tech's Larry Alford returned a punt 52 yards, giving the Raiders possession on Cincy's 12 yard line. Quarterback Joe Matulich finally scored as he punched across from the two. Kenny Vinyard added the extra point, giving Tech a 7-0 lead. Cincinnati's Jim O'Brien, unawed by Tech's widely respected kicking game, booted a 47-yard field goal to put the Bearcats on the scoreboard in the second quarter. A Raider drive faltered in the shadow of Cincy's goal posts, and Vinyard tacked three more points onto the Tech side of the ledger.

Stunned fans kept expecting the Raiders to somehow reverse the tide; but hopes never manifested themselves in terms of points on the scoreboard, so Tech only tied Cincy.

RUSHING: Texas Tech - Bennett, Jimmy 9-41; Sawyer, Tom 2-2; Matulich, Joe 12--10; Butler, Tony 4-7; Hargrave, Larry 1-3

PASSING: N/A

RECEIVING: N/A

TEAM STATISTICS	UC	TTU
FIRST DOWNS	16	14
RUSHES-YARDS (NET)	70	29-126
PASSING YDS (NET)	261	80
Passes Att-Comp-Int	42-22-2	26-10-0
TOTAL OFFENSE PLAYS-YARDS	331	206
Fumble Returns-Yards	--	--
Punt Returns-Yards	--	--
Kickoff Returns-Yards	--	--
Interception Returns-Yards	--	--
Punts (Number-Avg)	9-43.1	7-42.9
Fumbles-Lost	--	--
Penalties Yards	45	20
Possession Time	--	--
Third-Down Conversions	--	--
Fourth-Down Conversions	--	--
Red-Zone Scores-Chances	--	--
Sacks By: Number-Yards	--	--

ON THIS DATE IN HISTORY

TEXAS TECH 26, TEXAS 3

Date: Sept. 28, 1974

Location: Lubbock, Texas | Attendance: 51,082

Sept.
28

Recap: Lawrence Williams caught three touchdowns from Tommy Duniven in the first half alone to help the Red Raiders to what is still the second-largest margin of victory over the Longhorns in series history. Texas Tech recovered from an early Longhorn field goal with a Larry Isaac six-yard touchdown run followed by the three scoring strikes to Williams, who finished with 110 yards through the air. John Garner carried 23 times for 109 yards to combine with Isaac for a Texas Tech offense that totaled 187 yards on the ground.

TEXAS TECH ALL-TIME ON SEPT. 28

Year	Opponent	Result
2019	at No. 6 Oklahoma	L, 16-55
1996	Utah State	W, 58-20
1991	TCU	L, 16-30
1985	at Baylor	L, 0-31
1974	No. 6 Texas	W, 26-3
1968	No. 6 Texas	W, 31-22
1963	at No. 4 Texas	L, 7-49
1957	No. 2 Texas A&M	L, 0-21
1946	Texas A&M	W, 6-0

NEXT WEEK'S OPPONENT



Opponent	at Arizona
Date / Time	Oct. 5 / 10 p.m. CT (8 p.m. local)
Location	Jones AT&T Stadium
Series Record	Tech leads 26-5-2

LAST 10 MEETINGS WITH ARIZONA

Date	Loc.	W/L	TTU	UA	Att.
Oct. 20, 1973	A	W	31	17	40,172
Oct. 19, 1974	H	W	17	8	40,231
Oct. 18, 1975	A	L	28	32	39,854
Oct. 23, 1976	H	W	52	27	44,890
Oct. 8, 1977	A	W	32	26	41,500
Sept. 23, 1978	H	W	41	26	41,732
Sept. 22, 1979	A	T	17	17	40,476
Sept. 10, 1988	A	L	19	35	46,334
Sept. 9, 1989	H	W	24	14	35,940
Sept. 14, 2019	A	L	14	28	37,307

SERIES NOTES

- Texas Tech and Arizona will face each other for the 34th time in history and the first time as Big 12 Conference members. The Red Raiders have historically dominated the series with a 26-5-2 advantage as the bulk of the series was played during the two schools' tenure in the Border Conference.
- The Red Raiders traveled to Tucson in 2019 for what was the first in a home-and-home series between the two schools with the Wildcats taking a 28-14 victory. The return game in that series was postponed a year later due to the COVID-19 pandemic.
- The 2019 meeting marked the first game between the two schools since 1989 when 20th-ranked Arizona departed Lubbock with a 24-14 setback to start the season. The Red Raiders went on to finish 9-3 that season under Spike Dykes following a victory over Duke in the All-American Bowl.

matching the run from 2002-04 when Texas Tech won the Tangerine Bowl over Clemson, the Houston Bowl over Navy and the Holiday Bowl versus No. 4 Cal. Texas Tech's current run began with a 34-7 rout in the 2021 Liberty Bowl, which was followed by a 42-25 victory a year later over Ole Miss in the Texas Bowl to close the debut season under Joey McGuire.

- Texas Tech is the lone Big 12 Conference member and one of only seven schools nationally to win a bowl game in each of the last three seasons, joining the likes of Georgia, Minnesota and Maryland from the power-four ranks as well as Air Force, Fresno State and Western Kentucky. Of that list, the Red Raiders are joined by only Georgia and Maryland who have also defeated a team from a power-four conference each year during that stretch.
- Texas Tech is currently in the midst of its longest bowl streak since its 2000-10 stretch, primarily under Mike Leach. Texas Tech has made a postseason appearance in four-consecutive seasons only twice in its history as, in addition to the run under Leach, the Red Raiders reached a bowl game four-straight years from 1993-96 under Spike Dykes.
- Joey McGuire is the first head coach in program history to lead the Red Raiders to a bowl victory in each of his first two seasons. He previously joined Leach as the only other head coach to push Texas Tech to at least a bowl appearance over the first two seasons of his tenure.

BIG 12 LEADERS IN ALL-TIME BOWL APPEARANCES

School	Appearances
1. Texas Tech	41
2. BYU	40
3. West Virginia	40
4. TCU	36
5. Oklahoma State	34
6. Arizona State	33

FIVE RED RAIDERS NAMED TEAM CAPTAINS

■ Joey McGuire announced back in January the naming of five team captains for the 2024 season in senior running back Tahj Brooks, senior offensive lineman Caleb Rogers, junior quarterback Behren Morton, junior linebacker Jacob Rodriguez and senior linebacker Bryce Ramirez. The five captains, all previous members of McGuire's leadership committee during the 2023 season, were tasked with identifying and developing new leaders for the football program throughout spring practices as well as enhancing Texas Tech's player-led culture. This is the first time during McGuire's tenure he has named set captains as he previously relied on a leadership committee of upperclassmen from each position group.

ALWAYS GREATER THAN 12

■ The Big 12 Conference once again welcomes four new members for the 2024 season with the addition Arizona, Arizona State, Colorado and Utah, pushing the league's membership up

to 16 schools for the first time. The Red Raiders will face three of those schools this season as Arizona State and Colorado will both travel to Jones AT&T Stadium, while Texas Tech will travel to Arizona early in Big 12 play.

- The four new additions come only a year after the Big 12 was at 14 members following the arrival of BYU, Cincinnati, Houston and UCF. The Red Raiders faced three of those four this past year with the lone exception, Cincinnati, scheduled to travel to Lubbock on Sept. 28 this season. This will only be the second all-time meeting between the Red Raiders and Bearcats and the first since 1968, which resulted in a 10-10 tie in Lubbock to start the season.
- Texas Tech has been league members with Arizona once previously as the two schools faced each other regularly as part of the Border Conference from 1931-59 up until the Red Raiders were invited to the Southwest Conference. The Red Raiders and Wildcats have squared off 33 times with Texas Tech controlling a commanding 26-5-2 lead in the series. The two schools last met in 2019 as non-conference foes with Arizona claiming a 28-14 victory at home.
- Texas Tech and Arizona State are no strangers to one another, either, especially in recent years. All four all-time meetings between the two schools have come since 1999 as Texas Tech is 2-2 against the Sun Devils with wins in the 2013 Holiday Bowl and again in 2017 at home. The 2017 contest closed a home-and-home non-conference agreement between the two schools.

■ For Colorado, it is a return to the Big 12 Conference where it was a charter member in 1996 until its departure in 2011. Texas Tech and the Buffaloes were 3-3 against each other as Big 12 members and are 5-5 all-time in the series with four previous non-conference dates. Colorado is led by second-year head coach Deion Sanders, whose son, Deion Jr., was coached by Texas Tech head coach Joey McGuire as a freshman at Cedar Hill High School. McGuire transformed Cedar Hill into a Texas powerhouse with three state titles over his 14 seasons as head coach.

RED RAIDERS PICKED NINTH IN BIG 12

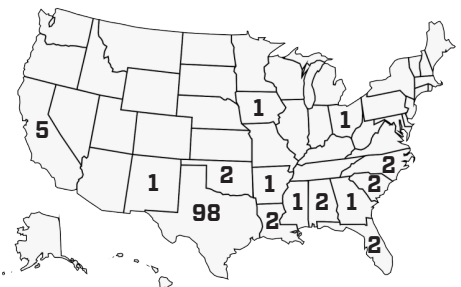
- Texas Tech entered its third season under head coach Joey McGuire picked to finish ninth overall in the new 16-team Big 12, according to the conference preseason poll of media members that was announced by the league office in July. Five different league schools received at least one first-place vote in the poll as Utah led the way with 20 with Kansas State one behind with 19 followed by Oklahoma State with 14, Kansas with five and Arizona with three.
- Texas Tech will not face three of the top-five teams in the preseason poll during the regular season in Utah, Kansas State and Kansas as well as four of the top eight teams overall as the Red Raiders will also not face UCF this season.

IT'S ALL (WEST) TEXAS

Since his arrival at Texas Tech, Joey McGuire has made it clear the Red Raiders will be built by the best talent the Lone Star State has to offer. Texas Tech boasts 98 players on its roster from the state of Texas alone, which leads all power-five programs and ranks second among all FBS programs in the state.

NUMBER OF TEXAS NATIVES ON FBS ROSTERS

Texas Tech	98
Sam Houston State	98
North Texas	95
UTSA	91
TCU	89
Texas A&M	85
Texas	78
SMU	78
Baylor	76



Note: Numbers are selective of active rosters on Aug. 19.

International: 2





THE UNOFFICIAL HOME OF THE THSCA

Since his hire as Texas Tech's head coach, **Joey McGuire** has made it a point to brand the Red Raiders the "unofficial home of the Texas High School Coaches Association." Already a Hall of Famer, himself, McGuire has hired a charter staff filled with experience at both the collegiate and high school levels with four assistant coaches who have previous ties to the THSCA as well as a slew of support staff members.

TEXAS TECH FOOTBALL STAFF WITH THSCA TIES

Name	THSCA Position
Joey McGuire	Cedar Hill Head Coach (2003-16)
Kenny Perry	Arlington Bowie (2006-12)/Halton City (2004-05)/Sam Houston (2000-03)
Josh Cochran	Lindale Asst. Coach (2015)
Justin "Juice" Johnson	Plano West Asst. Coach (2013) / Berkner Asst. Coach (2015)
Zarnell Fitch	Lincoln Head Coach (2013) / Asst. Coach (2011-12)
Jah'Shawn Johnson (Defensive GA)	Ennis Asst. Coach (2020-21)
Brian Nance (Dir. of Scouting)	Temple Asst. Coach (2018)
Dave Martin (Dir. of Player Development)	Cedar Hill Asst. Coach (1999-03)

Texas Tech also has three current student-athletes on its roster whose fathers are prominent high school coaches in the state in Allen's Lee Wiginton, the father of junior wide receiver Haydon Wiginton, Amarillo Tascosa's Ken Plunk, the father of senior defensive back Joseph Plunk and Eastland's James Morton, the father of junior quarterback Behren Morton. Lee Wiginton is the past president of the THSCA.

BIG 12 CONFERENCE STANDINGS

	CONF	PCT.	OVERALL	STK
BYU	1-0	1.000	4-0	W4
Utah	1-0	1.000	4-0	W4
UCF	1-0	1.000	3-0	W3
Cincinnati	1-0	1.000	3-1	W1
Colorado	1-0	1.000	3-1	W1
Texas Tech	1-0	1.000	3-1	W2
West Virginia	1-0	1.000	2-2	W1
Iowa State	--	.000	3-0	W3
Arizona	--	.000	2-1	L1
Arizona State	0-1	.000	3-1	L1
Kansas State	0-1	.000	3-1	L1
Oklahoma State	0-1	.000	3-1	L1
Baylor	0-1	.000	2-2	L1
TCU	0-1	.000	2-2	L1
Houston	0-1	.000	1-3	L1
Kansas	0-1	.000	1-3	L3

BIG 12 UPCOMING SCHEDULE

SATURDAY, SEPTEMBER 28

Oklahoma State at Kansas State (ESPN)	11:00 a.m.
BYU at Baylor (FS1)	11:00 a.m.
Colorado at UCF (FOX)	2:30 p.m.
TCU at Kansas (ESPN+)	2:30 p.m.
Cincinnati at Texas Tech (ESPN2)	7:00 p.m.
Iowa State at Houston (FS1)	6:00 p.m.
Arizona at Utah (ESPN)	9:15 p.m.

FRIDAY, OCTOBER 4

Houston at TCU (ESPN)	6:30 p.m.
-----------------------	-----------

SATURDAY, OCTOBER 5

West Virginia at Oklahoma State (ESPN2)	3 p.m.
Baylor at Iowa State (FOX)	6:30 p.m.
UCF at Florida (SEC Network)	6:45 p.m.
Kansas at Arizona State (ESPN2)	7 p.m.
Texas Tech at Arizona (FOX)	10 p.m.

FRIDAY, OCTOBER 11

Utah at Arizona State (ESPN)	9:30 p.m.
------------------------------	-----------

SATURDAY, OCTOBER 12

Iowa State at West Virginia	TBA
Cincinnati at UCF	TBA
Arizona at BYU	TBA
Kansas State at Colorado	TBA

FRIDAY, OCTOBER 18

Oklahoma State at BYU (ESPN)	9:15 p.m.
------------------------------	-----------

SATURDAY, OCTOBER 19

Baylor at Texas Tech	TBA
Kansas State at West Virginia	TBA
Arizona State at Cincinnati	TBA
UCF at Iowa State	TBA
Colorado at Arizona	TBA
Houston at Kansas	TBA
TCU at Utah	TBA

DEGREES IN HAND

- The Red Raiders will enter the 2024 season with 20 student-athletes who are current college graduates, including 16 who earned their degree from Texas Tech University.

COLLEGE GRADUATES ENTERING 2024 SEASON

Name	Degree
Brady Boyd	University Studies
Tahj Brooks	Sport Management
Jordan Brown	University Studies
Reese Burkhardt	University Studies
Sam Carrell	University Studies
De'Braylon Carroll	Sport Management*
Jalin Conyers	Liberal Studies*
Gino Garcia	University Studies
James Hansen	Interdisciplinary Studies*
Drew Hocutt	Management
Jaxon Hughes	History*
Josh Kelly	Humanities*
Quincy Ledet Jr.	University Studies
Trent Low	Finance
Bralyn Lux	University Studies
Joseph Plunk	Sport Management
Bryce Ramirez	Information Technology
Caleb Rogers	University Studies
Vinny Sciury	Communications Studies*
Haydon Wiginton	Sport Management

* indicates degree earned prior to arrival at Texas Tech

COCHRAN TABBED RUN GAME COORDINATOR

- Joey McGuire promoted tight ends coach Josh Cochran to run game coordinator following the 2023 season. Cochran, entering his third season on the Texas Tech staff, was credited with assisting offensive coordinator Zach Kittley in developing many of the schemes that led to Tahj Brooks' 1,500-yard season a year ago.

HELMET COMMUNICATION NOT NEW HERE

- One of the major rule changes for the 2024 football season will be the implementation of helmet communications. Texas Tech offensive coordinator Zach Kittley will be able to speak directly to quarterback Behren Morton up to the 15-second on the play clock. On the defensive side, coordinator Tim DeRuyter will send the play in through inside linebacker Jacob Rodriguez, who will call it out to the secondary and front seven.

- Texas Tech is one of only a handful of teams with experience using headset communications as the Red Raiders utilized it this past season in the Independence Bowl. In fact, Texas Tech and Cal were the first teams to roll out the new technology during bowl season as 14 different games either used helmet communications or sideline smart tables.

AMENDOLA PART OF HALL OF FAME CLASS

- Legendary Texas Tech wide receiver and return specialist Danny Amendola will be among the six inductees to the Texas Tech Hall of Fame during a Nov. 8 ceremony at Lubbock Memorial Civic Center. The entire class will be honored the following day during an on-field recognition against Colorado.
- Amendola was a three-time All-Big 12 honoree, earning first-team accolades as a punt returner in 2004. He remains one of the best wide receivers in school history after catching 204 passes for 2,246 yards and 15 touchdowns over his four seasons, ending his tenure in scarlet and black as one of only the five Red Raiders at the time to record 200 career receptions. Amendola still ranks as one of only three Red Raiders in program history to total more than 100 returns and 1,000 punt return yards in a career.

HOMETOWN PRIDE

- Texas Tech will continue to recognize the hometowns of every student-athlete on its roster this season with a special decal on the back of each gameday helmet. The decal will feature a throwback Masked Rider logo with the area code associated with each student-athlete's hometown as part of an initiative started in 2022 by head coach Joey McGuire.

FROM ACROSS THE WORLD TO LUBBOCK

- Texas Tech has three international student-athletes on its roster this season in Australian punter Jack Burgess, defensive back Devynn Cromwell, a native of Canada, and offensive lineman Maurice Rodriques, who grew up in the country of Jamaica before moving to California in high school. The Red Raiders had not previously boasted an international student-athlete on its roster since Australian punter Dominic Panazzolo from 2017-18 and before that since Patrice Majondo-Mwamba, a native of Belgium, ended his Red Raider career in 2004.

JONES AT&T STADIUM
STADIUM QUICK FACTS

First Game	Nov. 29, 1947
Result	Tech 14, Hardin Simmons 6
All-Time Stadium Record	280-153-6
First Game on Artificial Turf	Sept. 12, 1970
Result	Tech 21, Tulane 14
Capacity	60,299
Surface (Year of Installation)	Hellas Matrix Helix (2023)
Luxury Suites	102
Club Seats	1,644
Winning Seasons	61

HOME RECORDS

Most Points in Season	367 (2005)
Fewest Points in Season	20 (1928)
Most Points (Game)	120 vs. Wayland (1925)
Most Points Since 1950	80 vs. Sam Houston St. (2005)
Most Opponent Points	70, vs. Oklahoma St. (2015)
Most Combined Points	125 (OU 66, Tech 59, 2016)
Largest Margin of Victory	120, vs. Wayland (1925)
Largest Margin of Victory (Since 1950)	77-0, vs. Lamar (2018)
Home Wins in a Season	7 (1965, 2005, 2008)
Home Losses in a Season	5 (1944*, 1950)
Longest Home Winning Streak	13 Games (1939-42)*
Longest Home Losing Streak	6 Games (1943-44)*
Average Home Attendance	58,934 (2014)
Average Home Student Attendance	11,249 (2013)

* indicates time period before Jones AT&T Stadium

LARGEST CROWDS IN HISTORY

Attend	Game	Season
61,836	Tech vs. Oklahoma State	2013
61,283	Tech vs. TCU	2015
60,997	Tech vs. Texas State	2013
60,975	Tech vs. Texas	2022
60,961	Tech vs. Texas	2014
60,901	Tech vs. Oklahoma State	2017
60,879	Tech vs. Texas	2012
60,803	Tech vs. Texas	2016
60,800	Tech vs. Oklahoma	2012
60,778	Tech vs. Central Arkansas	2014
60,705	Tech vs. Baylor	2022
60,478	Tech vs. Oklahoma	2016
60,454	Tech vs. Oklahoma	2018
60,454	Tech vs. Texas	2018
60,454	Tech vs. Texas	2010
60,454	Tech vs. Oklahoma State	2010
60,277	Tech vs. Arkansas	2014
60,229	Tech vs. Abilene Christian	2024
60,097	Tech vs. Stephen F. Austin	2016
60,073	Tech vs. Sam Houston State	2015
59,260	Tech vs. Iowa State	2011
59,014	Tech vs. Oklahoma	2014
58,955	Tech vs. New Mexico	2012
58,795	Tech vs. Arizona State	2024
58,702	Tech vs. TCU	2013
58,547	Tech vs. Arizona State	2017
58,502	Tech vs. West Virginia	2014
58,416	Tech vs. Texas A&M	2011
57,865	Tech vs. North Texas	2024
57,733	Tech vs. Texas A&M	2009



SOUTH END ZONE & WOMBLE FOOTBALL CENTER

THE NEW HOME OF TEXAS TECH FOOTBALL

- Texas Tech will officially open the South End Zone and Dustin R. Womble Football Center project this season, featuring more than 340,000 combined square feet of space with a blend of world-class modern design and technology elements with Spanish Renaissance architecture well known to Texas Tech supporters. The \$242 million project marks the largest contiguous football facility in the country, connecting the south end zone building to the Womble Football Center and the Sports Performance Center, which opened in 2017 as Texas Tech's indoor football practice facility and indoor track and field venue.
- Joey McGuire and his staff moved into their new coaches' offices on the second floor of the south end zone building in July, giving them a stunning view overlooking Cody Campbell Field at Jones AT&T Stadium. The office location places McGuire and his staff steps from each position room and the skybridge connected to the Womble Football Center where offensive and defensive breakout rooms will be located as well as a team meeting space and a state-of-the-art walkthrough area on the second level.
- Texas Tech is slated to open the Womble Football Center side of the project this fall as the two-story building will maintain its football strength and conditioning, sports medicine and equipment areas on the main level as part of the new layout. The Red Raiders' main locker room will be located in the Womble Football Center, which includes space for 120-plus athletes and modern primary designs from Hollman that are fully ventilated and contain USB charging ports and DreamSeat technology for every player.
- The second floor of the Womble Football Center will feature a revolutionary 4,500-plus square foot multi-purpose walkthrough area designed for large-scale indoor team strategy implementation, instruction and technique evaluation only a few steps from the team meeting space and position rooms. The space will feature a 25-by-20 yard turf surface in front of a 70-foot wide by 10.5-foot high LED screen that will be the largest in both college football and the NFL for walkthrough areas. The LED screen will allow Texas Tech's coaches to simulate an opponent's formation and scheme, giving the Red Raiders real-time feedback through the advanced technology during game preparations.
- Texas Tech will boast a 15,000-square-foot, two-level weight room once completed, one of the largest in college football. The weight room area is located in the southwest corner of the Womble Football Center, giving the Red Raiders direct access into the Sports Performance Center and the outdoor practice fields.
- The entire facility will significantly upgrade the amenities provided to the Red Raiders on a daily basis, notably with a

- two-story players' lounge, the "Uncommon Man" barber sharp, a state-of-the-art hydrotherapy recovery suite and a primary 12,000-square-foot locker room located in the Womble Football Center.
- The 2024 season will mark the return of the iconic Double T scoreboard, a landmark on the Texas Tech campus since 1978. As part of the project, Texas Tech constructed a new Double T scoreboard to sit atop the new south end zone building, using the same dimensions as its previous model but placing it at a much higher elevation. The new Double T scoreboard is now 115 feet off the ground at its peak, giving students and alumni stunning views at various locations throughout campus.
- The Red Raiders enter Jones AT&T Stadium each gameday through the Gary Petersen Field Club, a 12,000-square-foot premium space that is among the first of its kind in college football. It is one of several new premium areas as Texas Tech has added 17 new luxury suites to go along with 500 club and loge box seats and two spacious party decks. Texas Tech now boasts 102 premium suites throughout Jones AT&T Stadium to go along with more than 2,500 club and loge box seat options.
- Texas Tech debuted a new team entrance during its Aug. 31 season opener against Abilene Christian as the Red Raiders will now enter behind the south goalpost prior to kickoff. The iconic Masked Rider saddle is located in the Gary Petersen Field Club, giving fans an opportunity to see the Red Raiders touch it one final time on their way into the stadium.
- In addition to the large-scale construction, Texas Tech also enhanced its gameday experience as part of the project, adding nine LED displays through Daktronics as well as a state-of-the-art sound system by Clair Audio, a national leader in large venue audio production. The added LED displays include the main videoboard on the north end of the stadium, expanding it to 37-feet high by 136-feet wide in size with 10-millimeter pixel spacing for excellent image clarity and contrast. Texas Tech also constructed two new video displays atop its south end zone measuring 28-feet high by 48-feet wide, featuring content zoning abilities that are already a staple of the north end zone videoboard. All three new videoboards feature 10mm pixel pitch, providing every fan in the 60,000-plus seat stadium with the highest resolution display in college football.
- The opening of the South End Zone Building to Jones AT&T Stadium officially closed The Campaign for Fearless Champions, one of the most-successful fundraising initiatives in university history that raised more than \$500 million to transform Texas Tech's athletic facilities across every sport, while also pouring resources into the student-athlete experience through scholarship endowments and the creation of the J.T. and Margaret Talkington Office of Student-Athlete Development.





WELCOME TO THE THREE STRIPE LIFE

- Texas Tech will have a new footwear, uniform, apparel and accessory partner beginning with the 2024 season after signing a 10-year agreement with adidas. The collaboration comes as part of adidas' evolving work with brand partner and Texas Tech alumnus Patrick Mahomes II, who will be the first adidas athlete to have his logo featured on official collegiate apparel. Texas Tech and adidas have already launched co-branded apparel featuring Mahomes' signature Gladiator logo.
- On a busy day in college athletics, the Texas Tech and adidas announcement reached 17 million users across social media platforms as part of a large-scale unveiling that incorporated "ripping the tape" off the partnership, a reference to the shirt Mahomes infamously wore the 2019 Men's Final Four.
- As part of the partnership, all eligible student-athletes at Texas Tech will have the opportunity to join the brand's historic NIL Ambassador Network, which gives all student-athletes at adidas-partnered Division I schools the chance to benefit from their Name, Image and Likeness. Since its inception, over 12,000 student-athletes nationwide across a variety of sports have participated in the network, earning a percentage of the sales they drive for key products and campaigns.

HUDSON JOINS TEAM MAHOMES NIL

- adidas and Patrick Mahomes made noise prior to the season after announcing the signing of six Texas Tech student-athletes, including freshman phenom wide receiver Micah Hudson, to NIL deals. They are the inaugural cohort of Team Mahomes, the three-time Super Bowl Champion's NIL initiative with adidas.
- The six Red Raiders were welcomed to Team Mahomes on Aug. 23 with a surprise visit by Mahomes to Texas Tech's campus and were gifted customized Mahomes gear. The student-athletes joining Team Mahomes will participate in brand marketing campaigns, including for Mahomes' signature shoe and apparel line with adidas.
- In addition to Hudson, adidas and Mahomes selected NiJaree Canady - the reigning USA Softball National Player of the Year - as well as Jasmine Shavers (women's basketball), Matthew Comegys (men's golf), Sam Courtwright (soccer) and TJ Pompey (baseball) to Team Mahomes.

MAHOMES WINS THIRD SUPER BOWL

- Speaking of Mahomes, the Texas Tech Ring of Honor inductee became the first Red Raider in school history to win three career Super Bowls after he helped lead the Kansas City Chiefs to a 25-22 overtime victory over the San Francisco 49ers this past season. It was the second-straight Super Bowl title for the Chiefs and their third in the past five years.

- With his first Super Bowl win over the San Francisco 49ers, Mahomes became the youngest player in history to be named NFL MVP and also win a Super Bowl. Mahomes, who at only 24 years of age, was tabbed Super Bowl MVP after leading the Chiefs to their second Super Bowl title in history and their first since 1970.
- In July 2020, Mahomes signed the richest contract in NFL history as he and the Chiefs agreed on a 10-year extension worth up to \$503 million. It marked the second time in school history where a Red Raider has signed the richest NFL contract as Ring of Honor member **Donny Anderson** previously did so with the Green Bay Packers upon being drafted in 1965.
- While maybe known for its offense in recent years, Texas Tech has had two recent first round draft picks from its defense in current Seattle Seahawks linebacker **Jordyn Brooks** and Las Vegas Raiders edge end **Tyree Wilson**. Wilson became the highest-drafted Red Raider in program history in 2023 after being selected seventh overall. Brooks, meanwhile, signed with the Miami Dolphins this past offseason after spending the first four professional seasons with the Seahawks.
- Texas Tech has had three Red Raiders hear their names called during the NFL Draft early in Joey McGuire's tenure as, in addition to Wilson, defensive back Dadrion Taylor-Demerson went in the fourth round this past spring followed by rush end Myles Cole in the seventh round. Texas Tech has also had more than 10 Red Raiders sign undrafted free agent contracts during McGuire's tenure.

2024 RED RAIDERS IN THE NFL

NAME (YEARS AT TECH)	NFL TEAM
Jordyn Brooks, LB (2016-19)	Miami Dolphins
Le'Raven Clark, OL (2012-15)	Philadelphia Eagles
Myles Cole, DE (2022-23)	Jacksonville Jaguars
Baylor Cupp, TE (2022-23)	Kansas City Chiefs
Sam Eguavoen, LB (2011-14)	New York Jets
Erik Ezukanma, WR (2019-21)	Miami Dolphins
Patrick Mahomes II, QB (2014-16)	Kansas City Chiefs
Zech McPhearson, DB (2019-20)	Jacksonville Jaguars
Tyler Owens, DB (2022-23)	Washington Commanders
Cole Spencer, OL (2022-23)	Tennessee Titans
Terence Steele, OL (2016-19)	Dallas Cowboys
Dadrion Taylor-Demerson, S (2019-23)	Arizona Cardinals
Broderick Washington Jr., DL (2016-19)	Baltimore Ravens
Tyree Wilson, DE (2021-22)	Las Vegas Raiders

UNIFORM TRACKER

Over the past decade, Texas Tech has been among the most innovative teams in the country related to team uniforms. Here's a look at Texas Tech's record in various uniform combinations since the start of the 2002 season.

Helmet-Jersey-Pants	No.	Record
Black-Red-Black	21	18-3
White-White-White	20	12-8
Black-Black-Black	17	14-13
Black-White-Black	16	13-13
Black-Black-White	8	4-4
Black-Red-Red	8	7-1
Black-White-White	6	1-5
Black-White-Red	5	1-4
Red-White-Red	5	1-4
Black-Red-White	5	5-0
White-Black-White	4	2-2
Red-White-Black	4	1-3
Gray-White-Gray	4	1-3
Red-Red-Red	3	1-2
White-Red-Red	3	1-2
White-White-Red	2	0-2
Red-White-White	2	1-1
Black-Gray-Black	1	1-0
Black-Black-Grey	1	1-0
Gray-Gray-Gray	1	1-0
Black-Black-Red	1	0-1
White-White-Black	1	1-0
White-Red-White	1	1-0
Red-Red-White	1	1-0
Red-Red-Black	1	0-1
Red-Black-White	1	0-1
Red-Black-Black	1	1-0
Black-White-Gray	1	0-1

SPECIALTY UNIFORMS

Throwbacks (2015-23)	13	5-8
Wounded Warrior (2010)	1	1-0
Wounded Warrior (2011)	1	0-1
Lone Star Pride (2012)	1	0-1
Lone Survivor (2013)	1	0-1
Lone Star Pride (2013)	1	0-1
Throwbacks - Black (2014)	1	0-1
White Ombre' (2014)	1	0-1
Lone Star Pride (2014)	1	0-1
Black Ombre' (2014)	1	0-1

2024 UNIFORM TRACKER

Opponent	Combo	Result
Abilene Christian	Black-Red-Black	W, 52-51 (OT)
at Washington State	White-White-White	L, 16-37
North Texas	Black-Red-White	W, 66-21
Arizona State	Black-Red-Red	W, 30-22
Cincinnati		
at Arizona		
Baylor		
at TCU		
at Iowa State		
Colorado		
at Oklahoma State		
West Virginia		

BROOKS CAREER STATS

RUSHING	G	Att	Yds	TD	Lg	Avg/C	Avg/G
2020	10	69	255	4	28	3.7	25.5
2021	9	87	568	7	67	6.5	63.1
2022	13	147	691	7	37	4.7	53.2
2023	13	290	1,538	10	46	5.3	118.3
2024	3	71	379	2	25	5.3	126.3
Totals	48	664	3,431	30	67	5.2	71.5

RECEIVING	G	Rec	Yds	TD	Lg	Avg/C	Avg/G
2020	10	13	61	0	16	4.7	6.1
2021	9	6	52	0	18	8.7	5.8
2022	13	26	164	1	17	6.3	12.6
2023	13	29	72	0	12	2.5	5.5
2024	3	5	17	0	7	3.4	5.7
Totals	48	79	366	1	18	4.6	7.6

HANSPARD TRACKER

OPPONENT	Carries	Yards	Avg.	TDs
Abilene Christian	27	153	5.7	1
Washington State	--	DNP	--	--
North Texas	17	109	6.4	1
Arizona State	27	117	4.3	0
Cincinnati	--	--	--	--
Arizona	--	--	--	--
Baylor	--	--	--	--
TCU	--	--	--	--
Iowa State	--	--	--	--
Colorado	--	--	--	--
Oklahoma State	--	--	--	--
West Virginia	--	--	--	--
Season Totals	71	379	5.3	2
Career Totals	664	3,431	5.2	30
Hanspard Totals	760	4,219	5.6	29

CAREER 100-YARD GAMES

Date	Rush Yards	Opponent
Nov. 18, 2023	182	UCF
Oct. 7, 2023	170	Baylor
Sept. 16, 2023	158	Tarleton State
Aug. 31, 2024	153	Abilene Christian
Sept. 23, 2023	149	West Virginia
Nov. 2, 2023	146	TCU
Sept. 4, 2021	134	Houston
Nov. 11, 2023	133	Kansas
Sept. 21, 2014	117	Arizona State
Sept. 14, 2024	109	North Texas
Dec. 28, 2021	107	Mississippi State
Oct. 22, 2022	107	West Virginia
Sept. 11, 2021	103	Stephen F. Austin
Oct. 21, 2023	101	BYU
Sept. 30, 2023	101	Houston

CAREER HIGHS

Rushing Attempts	33, at Kansas (2023)
Rushing Yards	182, vs. UCF (2023)
Rushing Touchdowns	3, vs. Murray State (2022)
Longest Rush	67, vs. Stephen F. Austin (2021)
Receptions	5, three times, vs. Cal (2023)*
Receiving Yards	44, at N.C. State (2022)
Receiving Touchdowns	1, vs. Texas (2022)
Longest Reception	18, vs. Iowa State (2021)
Longest Kick Return	21, at Oklahoma (2021)

* Indicates most recent high



ONE OF THE NATION'S TOP RUNNING BACKS

Tahj Brooks entered the national picture as one of the nation's top running backs last season, validated not only in stats but also by being honored as a Doak Walker Award semifinalist and an All-Big 12 first-team selection. Brooks ended the 2023 season ranked fourth nationally in both rushing yards and rushing yards per game after totaling 1,538 yards on the ground.

Brooks is already off to a strong start to his final season as a Red Raider, hitting the 100-yard mark in all three games this season. Brooks has 379 rushing yards over only 10 full quarters of play as he missed the Washington State game due to injury and did not return after halftime versus North Texas due to a 52-7 lead. He recorded his 30th rushing touchdown of his career versus the Mean Green, making him one of only four FBS players currently in the country with 3,000 career rushing yards and 30 rushing touchdowns.

NCAA FBS ACTIVE CAREER RUSHING LEADERS

Name (Years)	Yards	TDs
1. Marquez Cooper (San Diego State)	4,219	35
2. Devin Neal (Kansas)	3,520	36
3. Nate Noel (Missouri)	3,515	20
4. Tahj Brooks (Texas Tech)	3,431	30
5. Quinshon Judkins (Ohio State)	3,061	36

BROOKS IS BACK TO CHASE RUSHING RECORD

■ Tahj Brooks may have surprised some when he opted to return for a super-senior season following his more-than-impressive 2023 campaign. His return puts the top spot on Texas Tech's career rushing chart clearly in Brooks' sights as he currently needs 788 rushing yards to match Byron Hanspard's record. Brooks could potentially move to fourth place on the Texas Tech career rushing chart this weekend as he is 114 yards shy of Byron "Bam" Morris, the 1993 winner of the Doak Walker Award. Morris totaled 3,545 rushing yards over his Red Raider career from 1991-93.

■ Brooks will have his shot at one more career category as he needs 125 rushing attempts this season to match Hanspard's school record. For reference, Brooks carried 290 times a year ago, which led all power-four rushers and ranked second nationally only behind Kimani Vidal of Troy. It marked the fourth-most rushing attempts by a Red Raider in program history and the most since Ricky Williams had 336 in 1998.

■ Brooks has found the end zone on the ground in 10 of his last 12 games played dating back to last season as he failed to do so only in the 2023 regular-season finale at Texas and last weekend versus Arizona State. Brooks, who missed the Washington State game due to injury, reached the end zone for the 30th time in his career against North Texas thanks to a 21-yard scamper in the first quarter. His next rushing touchdown will move him into a tie for eighth all-time in Texas Tech history alongside Larry Isaac (1973-76).

100-YARD GAMES ARE JUST ROUTINE NOW

■ Brooks has rushed for at least 100 yards in all three games this season as he is averaging 126.3 rushing yards per game, which ranks sixth in the FBS and second in the Big 12. He has now registered 11 different 100-yard performances over his last 14 outings dating back to his strong finish to the 2023 season. In the three games he has not eclipsed 100 yards during that span, Brooks had at least 95 yards in each contest. Brooks has 15 career games with 100 or more yards, which is fourth all-time in program history, trailing only Hanspard with 21, James Gray with 18 and Byron Morris with 16.

BROOKS NOTABLES FROM THIS SEASON

■ Despite missing the Washington State road trip, Brooks is still not far off his rushing pace from a year ago as he had 417 yards through the first four games of the 2023 season, 38 more than his total thus far this year.

■ Brooks broke loose on three rushes of at least 20 yards against North Texas for the first time in his career, finding the end zone on one of those via a 21-yard escape to the outside. It marked a single-game high for explosive rushes in Brooks' career as he had previously totaled two attempts of 20 or more yards twice in his career against Houston in 2021 and Tarleton State a year ago.

■ Brooks became the fifth Red Raider in program history to rush for 150 yards in a season opener after totaling 153 yards and a touchdown on the ground off 28 carries against Abilene Christian. He joined the likes of George Smith, Ricky Williams and James Gray with 150-yard outings in a season opener as he reached the mark for the fourth time in his career.

HARD TO TACKLE

■ According to *Pro Football Focus*, Brooks controlled a commanding lead nationally with 96 forced miss tackles last season, which was the most among power-four rushers. The next-closest player in that category was Quinshon Judkins formally of Ole Miss with 78 forced missed tackles. Kimani Vidal of Troy ranked second nationally with 94 forced missed tackles followed by Boise State's Ashton Jeanty with 82.

■ Additionally, *PFF* ranked Brooks fourth in the FBS for yards after contact with 998 this past season, including an astounding 151 against UCF. He trailed only a pair of Doak Walker Award finalists in North Carolina's Omarion Hampton, who has 1,072 yards after contact and Ollie Gordon's 1,056 yards after contact, as well as Vidal of Troy with 1,056 yards.

■ Brooks has forced 17 missed tackles this season, creating 213 yards after contact, which included an impressive 100 yards versus Abilene Christian and 73 against Arizona State.

MORE THAN JUST A RUSHER

■ Ask just about anyone in the Texas Tech football office, and they'll likely brag about Tahj Brooks' ability as a pass blocker just as much as his rushing skills. In Texas Tech's spread offense, Brooks is called upon heavily in protection as *Pro Football Focus* credited him with 105 pass-blocking opportunities a year ago, which was tied for ninth in the FBS.

■ *PFF* graded Brooks at 76.5 as a pass blocker, which was the highest for a power-four rusher with at least 70 opportunities. Brooks ranked seventh nationally in overall pass-blocking grade as he surrendered only one sack on the season. Over his career, Brooks has given up only two sacks in 212 career pass-blocking opportunities.





BROOKS IN THE RECORD BOOKS

TEXAS TECH CAREER RUSHING LEADERS

Name (Years)	Yards
1. Byron Hanspard (1994-96)	4,219
2. James Gray (1986-89)	4,066
3. Ricky Williams (1997-01)	3,661
4. Byron Morris (1991-93)	3,545
5. Tahj Brooks (2020-present)	3,431
6. DeAndre Washington (2011-15)	3,411
7. Taurean Henderson (2002-05)	3,241
8. James Hadnot (1976-79)	2,794
9. SaRodorick Thompson Jr. (2018-22)	2,664
10. Larry Isaac (1973-76)	2,664

TEXAS TECH CAREER RUSHING ATTEMPTS LEADERS

Name (Years)	Att.
1. Ricky Williams (1997-01)	789
2. Byron Hanspard (1994-96)	760
3. James Gray (1986-89)	742
4. Tahj Brooks (2020-present)	664
5. Byron Morris (1991-93)	638
6. DeAndre Washington (2011-15)	605
7. Taurean Henderson (2002-05)	577
8. SaRodorick Thompson Jr. (2018-22)	540
9. Larry Isaac (1973-76)	538
10. James Hadnot (1976-78)	532

TEXAS TECH SINGLE-SEASON RUSHING LEADERS

Name (Year)	Yards
1. Byron Hanspard (1996)	2,084
2. Byron Morris (1993)	1,752
3. Ricky Williams (1998)	1,582
4. Tahj Brooks (2023)	1,538
5. James Gray (1989)	1,509
6. DeAndre Washington (2015)	1,492
7. Byron Hanspard (1995)	1,374
8. James Hadnot (1979)	1,371
9. James Hadnot (1978)	1,369
10. Byron Morris (1992)	1,279

TEXAS TECH SINGLE-SEASON RUSHING ATTEMPTS

Name (Year)	Att.
1. Byron Hanspard (1996)	339
2. Ricky Williams (1998)	336
3. Byron Morris (1993)	298
4. Tahj Brooks (2023)	290
5. James Hadnot (1979)	273

TEXAS TECH CAREER 100-YARD GAMES LEADERS

Name (Years)	Games
1. Byron Hanspard (1994-96)	21
2. James Gray (1986-89)	18
3. Byron Morris (1991-93)	16
4. Tahj Brooks (2020-present)	15
5. James Hadnot (1976-79)	13
6. Ricky Williams (1997-01)	11

TEXAS TECH CAREER RUSHING TOUCHDOWN LEADERS

Name (Years)	Att.
1. James Gray (1986-89)	52
...	
6. Shannon Woods (2005-08)	33
7. Bobby Cavazos (1951-53)	32
8. Larry Isaac (1973-76)	31
9. Tahj Brooks (2020-present)	30
10. Billy Taylor (1974-77)	29
Byron Hanspard (1994-96)	29
Zebbie Lethridge (1994-97)	29

BIG 12 CAREER RUSHING YARDS LEADERS

Name (School, Years)	Yards
1. Cedric Benson (Texas, 2001-04)	5,540
...	
8. Adrian Peterson (Oklahoma, 2004-06)	4,045
9. Breece Hall (Iowa State, 2019-21)	3,941
10. Darren Davis (Iowa State, 1996-99)	3,763
Approaching:	
Tahj Brooks (2020-present)	3,431

NUMBERS TO KNOW

- 788 Number of rushing yards Brooks needs this season to match Byron Hanspard's career rushing record.
- 332 Number of rushing yards needed the remainder of this season to enter the top 10 in Big 12 history.
- 125 Carries needed by Brooks this season to tie Ricky Williams' rushing attempts school record.
- 113 Number of missed tackles Brooks has forced since start of the 2023 season, according to PFF.
- 98.5 Number of yards Brooks must average the rest of the regular season to match Hanspard's record.
- 90.1 Brooks is the highest-graded Big 12 running back by *Pro Football Focus* to return in 2024.
- 14 Brooks has rushed for at least 95 yards over his last 14-consecutive games.
- 11 Brooks has registered 10 different 100-yard rushing games in his last 14 outings dating back to 2023.
- 5th Became only the fifth Red Raider in program history to rush for 1,500 yards in a season in 2023.
- 4th Looking to become the fourth Red Raider to lead the team in rushing over four different seasons.
- 4th Listed as the fourth-highest graded Power-Four running back returning in 2024.
- 4th Ranks third among Power-Four running backs in career rushing yards entering 2024.
- 2 Allowed only two career sacks in 212 pass blocking opportunities, according to PFF.
- 1 Needs only one rushing touchdown to tie Larry Isaac for eighth all-time in program history.

AWARDS & HONORS

- 2024 Doak Walker Award Watch List
- 2024 Walter Camp Award Preseason Watch List
- 2024 Wuerffel Trophy Candidate
- 2024 Maxwell Award Preseason Watch List
- 2024 Earl Campbell Tyler Rose Award Watch List
- 2024 All-Big 12 Preseason Team
- 2024 Phil Steele Preseason All-Big 12 First Team
- 2024 Phil Steele Preseason Second Team All-American
- 2024 Sporting News Preseason Second Team All-American
- 2024 ESPN Preseason Second Team All-American
- 2024 Walter Camp Preseason All-America Second Team
- 2024 Phil Steele Preseason All-America Third Team
- 2024 DCTF Preseason All-Texas First Team
- 2024 DCTF Preseason All-Texas Top Running Back
- 2023 All-Big 12 First Team
- 2023 Doak Walker Award Semifinalist
- 2023 Earl Campbell Tyler Rose Award Semifinalist
- 3-time Academic All-Big 12 First Team Honoree (2021-23)

BROOKS IN THE RANKINGS

Category	Total	NCAA	Big 12
All-Purpose Yards/Game	132.0	19th	6th
Rushing Yards per Carry	5.34	63rd	8th
Rushing Touchdowns	2	--	--
Rushing Yards	379	24th	7th
Rushing Yards per Game	126.3	6th	2nd
Total Touchdowns	2	--	--



IT'S ALWAYS TAHJ TIME IN WEST TEXAS

Texas Tech has launched TahjTime.com, a promotional website for Red Raider senior running back Tahj Brooks for both national awards and to track his progress towards Byron Hanspard's career rushing record during his final season. The website, which plays off Brooks' popular celebration following each touchdown, debuted prior to his appearance at Big 12 Media Days in July and will be updated regularly throughout the 2024 season.

MORTON BY THE NUMBERS

CAREER STATS

PASSING	G	Cmp	Att	Int	Yds	TD	Lg	Pct	Avg/G	Effic.
2021	2	1	3	0	0	0	0	33.3	0.0	33.3
2022	9	96	169	6	1,117	7	55	56.8	124.1	118.9
2023	10	182	293	8	1,757	15	49	62.1	175.7	123.9
2024	4	103	163	2	1,175	12	70	63.2	293.8	145.6
Totals	25	382	628	16	4,049	34	70	60.8	162.0	127.8

RUSHING	G	Att	Yds	TD	Lg	Avg/C	Avg/G
2021	2	2	15	0	17	7.5	7.5
2022	9	42	79	2	15	1.9	8.8
2023	10	46	3	4	14	0.1	0.3
2024	4	11	-14	1	10	-1.3	-3.5
Totals	25	101	83	7	17	0.8	3.3

CAREER 300+ YARD PASSING GAMES

Date	Pass Yards	Opponent
Oct. 8, 2022	379	at Oklahoma State
Aug. 31, 2024	378	Abilene Christian
Oct. 22, 2022	325	vs West Virginia
Sept. 7, 2024	323	at Washington State

SINGLE-GAME CAREER HIGHS

Total Offense Attempts	79, at Oklahoma State (10/8/22)
Total Offense Yards	432, at Oklahoma State (10/8/22)
Pass Completions	39, at Oklahoma State (10/8/22)
Pass Attempts	62, at Oklahoma State (10/8/22)
Pass Yards	379, at Oklahoma State (10/8/22)
Passing Touchdowns	5, vs. Abilene Christian (8/31/24)
Longest pass	70, vs. North Texas (9/14/24)
Had Intercepted	3, two times
Rush Attempts	17, at Oklahoma State (10/8/22)
Rush Yards	53, at Oklahoma State (10/8/22)
Rush Touchdowns	1, seven times, vs. North Texas (9/14/24)
Long Rush	17, vs. Oklahoma State (11/20/21)

* Indicates most recent high

TEAM CAREER MILESTONES

Below is a listing of Red Raiders approaching various career statistical milestones entering this weekend.

NAME	MILESTONE	CURRENT TOTAL
D.J. Baskerville	200 career tackles	172
Tahj Brooks	50 career games played	48
Tahj Brooks	700 career rushing attempts	664
De'Braylon Carroll	20.0 career tackles for loss	19.5
De'Braylon Carroll	50 career games played	46
Jalin Conyers	1,000 career receiving yards	951
Jalin Conyers	100 career receptions	85
Gino Garcia	50 career games played	46
Gino Garcia	150 career PATs	141
Josh Kelly	200 career receptions	179
Josh Kelly	3,000 career receiving yards	2,604
Josh Kelly	50 career games played	42
Quincy Ledet Jr.	50 career games played	48
Bralyn Lux	30 career passes defended	28
Drae McCray	20 career receiving touchdowns	19
Drae McCray	3,500 career all-purpose yards	3,354
Behren Morton	5,000 career passing yards	4,049
Behren Morton	400 career completions	382
Behren Morton	700 career passing attempts	628
Ben Roberts	150 career tackles	135
Jacob Rodriguez	100 career tackles	92
Caleb Rogers	50 career games started	46



MORTON ESTABLISHED AS QB1

Texas Tech is now 9-2 since the start of the 2023 season in games Behren Morton starts and finishes, which includes a 7-1 mark at home. Morton, who took over as QB1 in the fifth game of the 2023 season, has finished with at least a 60 percent completion percentage in all but one of those nine wins and was above 70 percent in five different victories against Baylor (73.1), TCU (77.8) and Kansas (76.0) a year ago and versus ACU (71.4) and North Texas (79.0) in recent weeks.

Morton, who entered the offseason as Texas Tech's starting quarterback for the first time in his career, currently leads the Big 12 for both passing touchdowns (12) and points responsible for (78) as he ranked fourth and seventh nationally in the two categories. Morton is also 11th in the country with 1,175 passing yards entering this weekend.

The son of a Texas high school coach, Morton was the highest-rated quarterback (in the online rankings era) to sign with Tech as he was a four-star prospect in 2021, ranking sixth nationally among pro-style quarterbacks. Morton grew up in Lubbock as his father, James Morton, was the head football coach at Monterey High School for 11 years.

OFFENSIVE NOTEBOOK

BALANCE ON DISPLAY OFFENSIVELY

■ Heading into the season, Joey McGuire and offensive coordinator Zach Kittley raved about the upgrade in offensive skill, which would allow the Red Raiders to be more balanced and not rely solely on the legs of Tahj Brooks. Through three games, that talent has been on display as 10 different Red Raiders have scored touchdowns so far this season.

■ In the North Texas game alone, Texas Tech had nine different Red Raiders reach the end zone, the most in a game since at least 1955. In fact, it's been fairly rare during the course of the Big 12's existence as it marked only the sixth time in league history that a team has had at least nine different players score a touchdown and only the third time a conference school has done so against another FBS foe.

■ Texas Tech was balanced in doing so, scoring four times on the ground via four different rushers in Tahj Brooks, Cameron Dickey, J'Koby Williams and quarterback Behren Morton, who also found Josh Kelly, Coy Eakin, John Carlos Miller II and Jalin Conyers for touchdown passes in the first half alone. Texas Tech's other touchdown came via a pick-six from Bralyn Lux midway through the second quarter.

■ The performance followed a similar showing in the season opener against Abilene Christian where Morton threw for 378 yards, Brooks ran for 153 yards and Kelly recorded 156 receiving yards. It marked the first time Texas Tech boasted a 300-yard passer, a 100-yard rusher and a 100-yard receiver since the trio of Alan Bowman, SaRodoric Thompson and Erik Ezukanma did so in 2020 against Oklahoma State. The Red Raiders had not previously done so in a season opener since 2019 when Bowman combined with Armand Shyne and Xavier White in a win over Montana State.

■ Through the first four weeks in the college football schedule, Texas Tech is the only school in the country to boast a 300-yard passer, a 150-yard rusher and a 150-yard receiver in the same game thus far this season.

■ Texas Tech, even with the loss of Tahj Brooks for the Washington State game, is still averaging 168.5 rushing yards per contest to complement its efforts through the air where the Red Raiders are 11th nationally and third in the Big 12 with at 319.0 passing yards per game. That rushing average is roughly six yards higher than Texas Tech's mark a year ago, while the Red Raiders have steadily improved on their 224.0 passing yards per game average from 2023. Texas Tech enters this weekend ranked 15th nationally, averaging an impressive 487.5 yards of total offense per game.

■ Texas Tech has thrown for at least 300 yards in three of four games this season as Morton is 11th in the FBS with 1,175 passing yards so far this season. He hit the 300-yard mark alone in both the season opener against Abilene Christian and the next week at Washington State, marking the first time he has hit the mark since his 2022 redshirt freshman season against West Virginia. Morton has four career 300-yard performances to date entering this weekend's matchup with a Cincinnati defense that is allowing only 16.0 points per game.

BIG 12 TEAMS WITH NINE PLAYERS SCORING A TD

Date	Game	Number
Sept. 14, 2024	Texas Tech vs. North Texas	9
Sept. 7, 2019	Oklahoma vs. South Dakota	10
Sept. 12, 2015	TCU vs. Stephen F. Austin	9
Sept. 21, 2013	Baylor vs. Louisiana-Monroe	9
Sept. 14, 2002	Kansas State vs. Eastern Illinois	9
Sept. 28, 1996	Nebraska vs. Colorado State	9

KELLY ALREADY AMONG NATION'S BEST

■ In the weeks leading up to the season, Joey McGuire made the statement "good things happen when Josh Kelly has the ball in his hands." That statement has proven true thus far as the senior has caught 31 passes for 376 yards and three touchdowns. Kelly enters this weekend ranked sixth in the FBS for receptions and 11th for receiving yards as he is on pace to become Texas Tech's first 1,000-yard receiver since Antoine Wesley in 2018.

■ Kelly has hauled in a career-high 10 passes twice already this season against both Abilene Christian and Arizona State, finishing with 156 yards through the air in the season opener and then 89 yards last weekend versus the Sun Devils. He added nine catches at Washington State but was limited to only two against North Texas as he and most of the Red Raider offense sat out the second half after a 52-7 halftime lead.

■ Kelly's performance in the opener marked the eighth 100-yard game of his career dating back to his time at both Fresno State and Washington State and his second time to reach the 150-yard mark. He finished three yards shy of his career-high that was set versus Oregon State last season in Pullman.

■ Kelly's 31 receptions through the first four games marks the most by a Red Raider at the same point in the season since Keke Coutee had the same total in 2017.

■ It's not just the fact Kelly has been Behren Morton's most-popular target that it's impressive as he's made the most of his receptions with seven going for at least 20 yards this season. Kelly is tied for eighth in the FBS for explosive receptions of at least 20 yards entering this weekend.



MORTON-EAKIN CONNECTION ON DISPLAY

- Coy Eakin has picked up right where he left off from the 2023 season as he shares the team high with three touchdown receptions through four games, including one for 70 yards against North Texas which is the longest by any Red Raider. Eakin, who is second on the team with 229 receiving yards and third with 14 receptions, finished with five catches for 76 yards and a pair of touchdowns in the win over Abilene Christian. It marked the first multi-touchdown performance of Eakin's career.
- The strong performance should come at little surprise following the way Eakin ended the 2023 campaign. The sophomore caught seven passes for 106 yards and a touchdown in Texas Tech's victory over Cal in the Independence Bowl, marking his first 100-yard outing in the process.
- Prior to joining the Red Raiders, Eakin was among the nation's top receivers at Stephenville High School. Eakin led the nation in receiving yards after catching 93 passes for 2,140 yards and 31 touchdowns as a senior en route to leading the Yellow Jackets to the Class 4A Division I state championship.

TIGHT END ROOM CONTINUES TO DELIVER

- Texas Tech offensive coordinator Zach Kittley continues to find innovative ways to use the tight end room, not only in the run game blocking for Tajh Brooks but also in the aerial attack where the trio of Mason Tharp, Jalin Conyers and John Carlos Miller II have combined for 19 receptions for 212 yards and five touchdowns this season.
- Jalin Conyers has been among Texas Tech's most popular targets as he's fourth on the team with 11 receptions for 105 yards and two touchdowns. He found the end zone through the air via a 36-yard touchdown strike just before halftime against Abilene Christian and then again on an underneath route from 10 yards out against North Texas. He also adds another element to Kittley's offense as a Wildcat quarterback where he has rushed four times for 15 yards and a touchdown.
- Miller, meanwhile, is the only tight end in the FBS to enter this weekend riding a three-game streak with a receiving touchdown. Miller, who has five catches for 87 yards and three touchdowns overall, is the first Red Raider tight end to catch a scoring pass over three-consecutive games since Mickey Peters during the 2002 campaign.

OFFENSIVE NOTABLES

- Texas Tech set the modern-era record for the most points scored in the first half of play against North Texas, leading 52-7 at the break. It was the most points in a first half since scoring 49 versus Indiana State on Sept. 24, 2005. The Red Raiders had previously scored 49 points three times in a half -- back-to-back games in 2005 with Sam Houston on Sept. 17 and Indiana State on Sept. 24 as well as the first time on Oct. 27, 2001 versus Baylor. Texas Tech's 52 points was the most in a first half by any Big 12 team since Baylor scored 52 to open its game versus Kansas on Oct. 10, 2015.
- Texas Tech rushed for at least 200 yards for the sixth time already under Joey McGuire against North Texas as the Red Raiders improved to 6-0 in those games.
- Texas Tech has never lost a game under Joey McGuire when scoring 40 or more points as the Red Raiders are 9-0 in those games.
- Texas Tech will rely on the talented duo of freshman running backs Cameron Dickey and J'Koby Williams the rest of the season following the injury to Cam'Ron Valdez. The duo both found the end zone versus North Texas with Williams powering his way in on a three-yard run late in the third quarter and Dickey on a one-yard push early in the fourth. The two combined for more than 100 rushing yards on their own with

Dickey carrying 10 times for 76 yards and Williams adding four carries for 27 yards. Dickey previously found the end zone via a 12-yard touchdown reception the week prior at Washington State. He converted a key third down against Arizona State, breaking outside to the left for a 16-yard gain that set up a Gino Garcia field goal for a 30-14 lead in the fourth quarter.

- In between steady runs from Tajh Brooks, the Red Raiders have added a steady dose of explosive plays with 25 plays that have gone at least 20 yards this season. That total ranks tied for 10th in the FBS entering this weekend.

MCGUIRE RETURNS AS O-LINE COACH

- Texas Tech has a new but familiar face back on its sideline this season with Clay McGuire's return as offensive line coach. This is McGuire's third stint on the Texas Tech coaching staff as he previously served in various roles from 2006-09, ultimately rising to special teams coordinator (2007-08) and running backs coach (2009) under Mike Leach before returning again in 2018 to be the co-offensive coordinator and running backs coach for Kliff Kingsbury. McGuire (no relation to Joey McGuire) returned to his alma mater following two seasons as the offensive line coach at Washington State, his second stint with the Cougars after serving in a similar capacity for six years under Leach from 2012-17.
- Joey McGuire has established continuity on his coaching staff as eight of his 10 assistant coaches, including all three coordinators in Tim DeRuyter, Zach Kittley and Kenny Perry, as well as head strength and conditioning coach Lance Barilow are all entering their third season. Besides Clay McGuire, Justin Johnson is the only other position coach not in his third year as he joined the Red Raiders as assistant head coach, offensive passing game coordinator and wide receivers coach prior to the 2023 season.

RED RAIDERS RELOAD UP FRONT

- Texas Tech overhauled its offensive line since last season, adding three potential starters from the transfer portal in Vinny Sciury (Toledo), Davion Carter (Memphis) and Sterling Porcher (Middle Tennessee State). That trio arrived in Lubbock with 81 career starts between them to pair with another veteran in Caleb Rogers, who leads the team with 45 career starts over the past four-plus seasons.
- In total, Texas Tech boasted 143 career starts along its offensive line at the start of the season, which ranked tied for ninth nationally and was second in the Big 12.
- Texas Tech utilized the same starting offensive line combo in back-to-back games against North Texas and Arizona State for the first time this season.

BIG 12 LEADERS IN CAREER OFFENSIVE LINE STARTS

School	Starts
1. Oklahoma State	215
2. Texas Tech	143
3. West Virginia	111
4. Iowa State	106

* numbers are reflective of the start to the season.

TEXAS TECH CAREER STARTS ALONG OFFENSIVE LINE

Name	Career Starts	At Tech
Caleb Rogers	46	46
Vinny Sciury	35	2
Sterling Porcher	27	2
Davion Carter	26	3
Jaxon Hughes	18	0
Ty Buchanan	5	5
Sheridan Wilson	4	4
Dalton Merryman	2	2

SCOUT TEAM AWARDS

Following every victory this season, Joey McGuire will recognize two Scout Team Player of the Week honorees, one for an offensive player assisting the defense and the other to the best defensive player who mimics the opposing offense. Each honoree is presented a commemorative football each Sunday night following practice.

Opponent	Offensive	Defensive
Abilene Christian	J'Koby Williams	Oliver Miles III
at Washington State	--	--
North Texas	Kaden Carr	Eddy Smith
Arizona State	Wesley Smith	Cheta Ofili
Cincinnati		
at Arizona		
Baylor		
at TCU		
at Iowa State		
Colorado		
at Oklahoma State		
West Virginia		

RETURNING LETTERMEN

OFFENSE (11)

NAME (TECH EXP.)	Letters
Brooks, Tajh (4L)	2020, 2021, 2022, 2023
Brown, Jordan (2L)	2022, 2023
Buchanan, Ty (2L)	2022, 2023
Eakin, Coy (1L)	2023
Hocutt, Drew (2L)	2022, 2023
McCray, Drae (1L)	2023
Morton, Behren (2L)	2022, 2023
Rodkey, Caleb (1L)	2023
Rogers, Caleb (4L)	2020, 2021, 2022, 2023
Tharp, Mason (3L)	2021, 2022, 2023
Valdez, Cam'Ron (2L)	2022, 2023

DEFENSE (18)

NAME (TECH EXP.)	Letters
Adedire, Joseph (2L)	2022, 2023
Banks, E'Maurion (1L)	2023
Baskerville, C.J. (1L)	2023
Collins, Chief (1L)	2023
Dyson III, Harvey (1L)	2023
Esters III, Charles (1L)	2023
Horn, Maurion (1L)	2023
Jordan, Brenden (1L)	2023
Ledet Jr., Quincy (1L)	2023
Lewis, Chapman (1L)	2023
Lux, Bralyn (1L)	2023
McAlpine, Trevon (1L)	2023
Plunk, Joseph (2L)	2022, 2023
Ramirez, Bryce (2L)	2021, 2023
Roberts, Ben (1L)	2023
Sanford, Jordan (1L)	2023
Spencer, Dylan (1L)	2023
Tilmon, Terrell (1L)	2023

SPECIALISTS (3)

NAME (TECH EXP.)	Letters
Burkhardt, Reese (1L)	2023
Garcia, Gino (1L)	2023
Knotts, Jackson (3L)	2021, 2022, 2023

THE BRAND NUMBER



Here at Texas Tech, there is only one available jersey number that is protected: No. 3. The jersey represents the player or players who best represent the core tenants of “The Brand,” which represents Texas Tech’s daily quest to be the “toughest, hard-working, most-competitive team in the country.”

The Red Raiders will have two players wearing the jersey this season in returning linebacker Bryce Ramirez and new wide receiver Josh Kelly. Ramirez was awarded the jersey prior to the 2023 season in recognition for his determination and leadership in response to a catastrophic leg injury suffered the year before at N.C. State. Kelly, meanwhile, previously wore No. 3 at Washington State last season where he led the Cougars with 923 receiving yards and eight touchdowns. Kelly was told during his recruitment that the jersey number is earned and spent the spring in No. 18 before Joey McGuire announced he’d also wear No. 3 this season.

In addition to representing the standards of “The Brand,” the No. 3 jersey is designated to honor the life of the late Luke Siegel, who passed in August 2021 after inspiring countless others across the nation with his fighting spirit in the wake of a golf-cart accident. The No. 3 represented Siegel’s favorite number.

JERSEY SWAPS

Below is a listing of Red Raiders approaching who have changed their jersey number since last season.

NAME (Pos.)	2023	2024
E’Maurion Banks (DL)	98	8
Ty Buchanan (OL)	79	75
John Curry (LB)	42	6
JMaury Davis (DB)	25	23
Drew Hocutt (WR)	82	14
Maurion Horn (DB)	22	4
Brenden Jordan (DB)	27	7
Trent Low (LB)	50	34
BrayIn Lux (DB)	12	0
Trevon McAlpine	93	95
A.J. McCarty (DB)	19	1
Garrett Morphis (OL)	77	73
Jaden Morris (RB)	16	32
Jordan Sanford (DB)	28	21
Macho Stevenson (DB)	16	12
Kelby Valsin (WR)	87	6
Amier Washington	98	88
T.J. West (WR)	86	11
Sheridan Wilson (OL)	65	72

DEFENSIVE NOTEBOOK

RODRIGUEZ BACK AS KEY LEADER

- Jacob Rodriguez had just made one of the best plays of his collegiate career when his leg was rolled up in the season opener at Wyoming last season. Rodriguez, who both forced and recovered a key fumble only seconds earlier, missed the bulk of the 2023 season with that leg injury before returning in November to help push the Red Raiders to bowl eligibility and an eventual win in the Independence Bowl.
- Rodriguez, ultimately, redshirted the 2023 season, playing four games in the regular season and then the Independence Bowl where he was named the Defensive MVP after totaling eight tackles to go along with two key second-half takeaways with a forced fumble and interception. The Red Raiders shut out Cal over the final three quarters in the 34-14 victory.
- Rodriguez signed with Texas Tech ahead of the 2022 season after beginning his collegiate career as a quarterback at Virginia in 2021. One of the best players in Wichita Falls Rider High School history, Rodriguez was named one of five team captains ahead of this season this past January.
- Rodriguez is Texas Tech’s leading tackler through the first four weeks of the season with 30 stops, including a team-leading 3.0 for a loss. Rodriguez opened the season with a career-high 13 tackles against Abilene Christian, which included Texas Tech’s first takeaway of the season in the win over ACU, forcing out a fumble that was recovered by De’Braylon Carroll. It marked the second time in his career that he had finished with double-digit stops.

DEFENSIVE NOTABLES

- Texas Tech improved to 12-1 under Joey McGuire when holding its opponents to under 25 points following its win over Arizona State. Texas Tech also held North Texas to only 21 points the week prior.
- Texas Tech limited Arizona State to only 94 rushing yards last weekend despite the Sun Devils entering as one of the nation’s top rushing teams with 229.3 yards per game. It marked the seventh time under Joey McGuire the Red Raiders have kept an opponent under 100 rushing yards as Texas Tech is now 7-0 in those games.
- C.J. Baskerville recorded the fourth interception of his career to close Arizona State’s opening drive last weekend. The Red Raiders, who found the end zone on the next yard via a Josh Kelly 20-yard reception, have scored 36 points so far this season immediately following a takeaway.
- Texas Tech has recorded an interception in each of the last three games and eight of the last nine games overall as the Red Raiders are tied for 18th in the country with five interceptions this season.
- Chapman Lewis leads the team with two interceptions this season as he has picked off a pass in consecutive weeks at Washington State and then again against North Texas. It was one of a season-high three interceptions for the Red Raiders versus the Mean Green. Lewis followed with a career-high seven tackles in the win over Arizona State.
- Texas Tech produced six 3-and-out drives against North Texas, its most in a game since having 10 versus Murray State in the 2022 season opener. The Mean Green entered the game among the nation’s leaders in both passing yards and total offense but were limited to only 218 yards through the air and 353 total yards, the latter the fewest for an opponent this year.
- Bralyn Lux returned an interception 44 yards for a touchdown in the second quarter of the North Texas win. It was the first pick-six by a Red Raider since Malik Dunlap found the end zone in the non-conference finale a year ago against Tarleton State. It was the fourth interception of Lux’s career.

AN ALL-AMERICAN SEASON

- Following the injury to Rodriguez, Ben Roberts emerged as a more-than-suitable replacement, eventually earning Freshman All-America honors after sharing the FBS high for tackles among freshmen. Roberts became Texas Tech’s first Freshman All-American since punter Austin McNamara in 2019 and the first by a linebacker since Brian Duncan in 2007. He was also tabbed the Big 12 Co-Defensive Freshman of the Year, marking the first time a Red Raider had collected the honor.
- Roberts closed the 2023 season tied for the national lead among freshmen for tackles as he and Alabama’s Caleb Downs both recorded 107 overall. Downs appeared in 14 games for the Crimson Tide, one more than Roberts. Roberts essentially tabulated his season stats over 11 games as he played just six snaps defensively in the season opener at Wyoming before being thrust into the starting lineup following Rodriguez’ injury.
- Roberts recorded the most tackles in a season by a Red Raider freshman dating back to 1980 as Donald Harris is the only other Texas Tech letterwinner to reach the mark after finishing with 104 stops in 1987. He joined current Miami Dolphins linebacker Jordyn Brooks (2016) as the only Red Raider freshmen to lead the team in tackles since 1996.
- Roberts is currently second on the team with 28 tackles this season, including 2.0 for a loss. He caused a forced fumble in each of the first two games as he is coming off an 11-tackle performance versus Arizona State, marking the seventh time in 19 career games he has reached double digits for stops.

TECH FRESHMAN LEADERS IN TACKLES SINCE 1980

	Name (Year)	Pos.	Tackles
1.	Ben Roberts (2023)	LB	107
2.	Donald Harris (1987)	DB	104
3.	Brock Stratton (2003)	LB	95

TECH COMING OFF BEST SEASON SINCE 2009

- Texas Tech is coming off its best defensive season in more than a decade as the Red Raiders allowed only 26.0 points per game a year ago. It marked the Red Raiders’ fewest points allowed per game since 2009 when Texas Tech limited opponents to only 22.6 points a contest.
- The performance continued the defensive improvements under third-year coordinator Tim DeRuyter, who helped guide the Red Raiders to only allowing 29.2 points per game in his 2022 debut. Prior to his arrival, Texas Tech had not allowed less than 30 points per game since 2009. The Red Raiders only gave up 27.6 points per game during Big 12 play, which, again, was its lowest average since 2009 and the ninth-best clip since joining the conference in 1996.

OLB ROOM A SPECIALTY OF DERUYTER

- The Red Raiders is looking to identify its next outside linebacker standout after Texas Tech has had a Red Raider drafted out of that position room each of the last two years with Tyree Wilson hearing his name at No. 7 overall in the 2023 NFL Draft followed by Myles Cole in the seventh round this past spring. The position is a specialty for defensive coordinator Tim DeRuyter, who has now coached 19 NFL Draft selections during his career, including a pair of other top-10 picks at the position in Kayvon Thibodeaux at Oregon and Von Miller at Texas A&M.
- Amier Washington emerged as a potential future standout in Texas Tech’s win at the Independence Bowl this past season as the freshman recorded four tackles, all of which went for a loss. He became the first Red Raider to record 4.0 or more tackles for loss in a game since Jordyn Brooks had the same total in a 2019 victory against Oklahoma State. Washington notched 2.0 sacks in the win, which marked only his second game played in his true freshman season.



MCCRAY AMONG NATION'S TOP RETURNERS

One of the core concepts behind Texas Tech's weekly "plan to win" strategy is the directive to "be special on special teams." Texas Tech was special in the return game quite often a year ago thanks to Drae McCray, who is back deep again this season as one of the most electric kick returners in all of college football.

McCray, an All-Big 12 preseason selection as a returner, easily led the conference and ranked ninth in the FBS in 2023 after averaging 27.6 yards per kick return over 26 attempts. It marked the fourth-highest kick return average since Texas Tech began tracking yearly leaders in 1952, trailing only the likes of Keke Coutee (31.5 in 2017), Lawrence Williams (30.8 in 1972) and Keith Henderson (28.9 in 1984). Of that group, only McCray had 20 or more kick returns in that particular season. In fact, McCray became the first Red Raider in program history to record at least 700 kick return yards in a season despite less than 30 returns.

McCray shared the FBS high with three kick returns of at least 50 yards on the season, which included a 100-yard touchdown return at home versus Houston. He also ranked third in the FBS for total kick return yards.



SPECIAL TEAMS NOTEBOOK

MCCRAY EXPLODES IN SEASON OPENER

■ Drae McCray proved again why he's one of the most explosive returners in all of college football against Abilene Christian, bringing back three kicks for a total of 165 yards at an average of 55.0 yards a return. He returned his first kick since then against Arizona State, finishing with 39 yards on two attempts.

■ His first return of the season went for 74 yards, the second-longest return of his career which led to a Texas Tech field goal from Gino Garcia. He later returned another kick 65 yards in the third quarter, setting up a Behren Morton to Josh Kelly touchdown pass one play later to give the Red Raiders a 39-28 lead.

■ Through the first four weeks of the college football season, McCray remains the only player in the country with multiple kick returns of at least 50 yards. He has five returns of at least 50 yards since his arrival at Texas Tech prior to the 2023 season, which leads the FBS during that span.

■ McCray moved into the top 10 in Texas Tech history for career kick return yards against Arizona State as he passed Rodney Blackshear on his second attempt. McCray now has 921 kick return yards as a Red Raider, which topped Blackshear's total of 899 yards from 1987-91. He is in position to move further up the record book in the coming weeks as he trails the likes of Johnnie Mack (2003-04, 955 yards), Wayne Walker (1985-88, 959 yards) and Ben McRoy (2010-11, 977 yards).

COMPETITION ISN'T ALL THAT BAD

■ Texas Tech entered the season with a kicking competition that will continue into this weekend after Gino Garcia and Reece Burkhardt have combined to connect on all eighth field goal attempts this season as well as all 18 PATs. Garcia is a perfect 6-for-6 on field goal attempts as he has found the uprights in 19 of his last 21 tries dating back to the 2023 season. Burkhardt, meanwhile, entered this season with no field goal attempts in his career but has already connected on two from at least 40 yards this season.

■ Even with the use of two kickers, Texas Tech is one of only four FBS teams in the country that is 100 percent on its field goal attempts this season with a minimum of eight tries.

■ Burkhardt, who emerged to force a kicking competition following a strong spring, handled kickoff duties for the Red Raiders a year ago, sailing 40 of his 64 attempts on the season for a touchback (62.5 percent). He averaged 68.1 yards per kickoff attempt according to *Pro Football Focus*, which ranked 19th in the FBS. He has been called to do the same thus far this season, drilling 21 of 28 kickoffs through the end zone.

■ Garcia, meanwhile, became the first Red Raider in school history a year ago to connect on three or more field goals in a season of 50 yards or longer. He earned honorable mention All-Big 12 accolades after finishing 16-of-22 overall on field goal attempts on the season, including an impressive 9-for-10 during Big 12 play. Garcia closed the season by connecting on 14 of his final 16 tries.

■ Garcia arrived at Texas Tech in 2022 following three seasons at Houston Christian. Garcia, who was placed on scholarship by Joey McGuire prior to the first bowl practice last season, is 54-for-75 on field goal attempts over his career as he has connected from 48 yards or longer nine times, including a career-long 59-yarder at Houston Baptist in 2021.

RED RAIDERS GO DOWN UNDER

■ Texas Tech has a new punter for the first time since 2019 following the graduation of Austin McNamara, who ended his career with the highest average in program history. Jack Burgess has been tabbed to fill his shoes as the Australian arrives following two seasons at Weber State.

■ Burgess averaged 44.1 yards per punt over 100 attempts during his two states in Utah. He was one of eight semifinalists a year ago for the FCS Punter of the Year Award after averaging 47.2 yards over his 54 attempts, which led the Big Sky Conference and ranked second in the FCS. The Wildcats were also second in the FCS with a 42.0 net punting average.

■ Burgess has been called on to punt only 13 times this season as he is averaging 43.5 yards an attempt. He has downed four of his punts inside the 20.

■ This is the second time in recent memory that Texas Tech has turned to Australia for its punter position as Dominic Panazzolo was the Red Raiders' starter over the 2017-18 seasons. Panazzolo was a semifinalist for the Ray Guy Award as a senior after averaging 42.1 yards as both a traditional and rugby-style punter.

GETTING TO THE KICKER

■ Texas Tech blocked its eighth kick under Joey McGuire and special teams coordinator Kenny Perry against Arizona State as E'Maurion Banks reached up to block a key extra point late in the third quarter. It was the second PAT for Banks to get his hands on in the last seven games as he previously had a similar important blocked kick late in the 2023 season versus UCF. The Red Raiders ranked tied for 10th in the FBS with four blocked kicks in 2022 as it matched Texas Tech's most in a season during the Big 12 era (2000, 2020). The Red Raiders followed with three blocked kicks a year ago.

RECORD BOOK WATCH

TEXAS TECH CAREER KICKOFF YARDAGE LEADERS

Name (Years)	Yards
1. Jakeem Grant (2011-15); 87 returns	2,169
2. Eric Stephens (2009-12); 82 returns	1,979
3. Donny Anderson (1963-65); 56 returns	1,309
4. Lawrence Williams (1972-74); 47 ret.	1,268
5. Jakeem Grant (2012-14); 48 returns	1,152
6. Ivory McCann (2001-02); 49 returns	1,101
7. Ben McRoy (2010-11); 40 returns	977
8. Wayne Walker (1985-88); 51 returns	959
9. Johnnie Mack (2003-04); 43 returns	955
10. Drae McCray (2023-present); 31 ret.	921
1. Rodney Blackshear (1987-91); 37 ret.	899

TEXAS TECH SINGLE-SEASON KICKOFF YARDAGE LEADERS

Name (Year)	Yards
1. Eric Stephens (2010); 44 returns	1,071
2. Jakeem Grant (2015); 39 returns	1,017
3. Ben McRoy (2011); 36 returns	899
4. Eric Stephens (2009); 32 returns	823
5. De'Quan Bowman (2018); 31 returns	782
6. Drae McCray (2023); 26 returns	717
7. Rodney Blackshear (1990); 24 returns	621
8. Ivory McCann (2001); 22 returns	606
9. Johnnie Mack (2003); 22 returns	546
10. Donny Anderson (1965); 22 returns	541

TEXAS TECH SINGLE-SEASON KICKOFF RETURN LEADERS

Name (Year)	Returns
1. Eric Stephens (2010)	44
2. Jakeem Grant (2015)	39
3. Ben McRoy (2011)	36
4. Eric Stephens (2009)	32
5. De'Quan Bowman (2018)	31
6. Ivory McCann (2002)	27
7. Drae McCray (2023)	26
8. Rodney Blackshear (1990)	24
9. Jakeem Grant (2014)	23
Tyrone Thurman (1988)	23
11. Donny Anderson (1965)	22
Ivory McCann (2001)	22
Johnnie Mack (2003)	22

TEXAS TECH CAREER FIELD GOAL LEADERS

Name (Year)	Returns
1. Ryan Bustin (2012-14)	50
Clayton Hatfield (2015-18)	50
3. Alex Trlica (2004-07)	48
4. Bill Adams (1977-79)	43
5. Trey Wolff (2019-22)	42
6. Ricky Gann (1981-84)	41
Scott Segrist (1985-88)	41
8. Lin Elliott (1988-91)	40
9. Jon Davis (1991-94)	35
Chris Birkholz (1998-00)	35
11. Don Grimes (1971-73)	29
Approaching:	
Gino Garcia (2022-present)	22

MCGUIRE FILE

Hometown	Crowley, Texas
Education	Texas-Arlington '95 (Kinesiology)
Wife	Debbie
Children	Daughter: Raegan; Son: Garret

COACHING HISTORY

Year	Position
2022-present	Texas Tech Head Coach
2020-21	Baylor Assoc. Head Coach (Outside Linebackers)
2019	Baylor Associate Head Coach (Defensive Ends)
2017-18	Baylor Assistant Coach (Tight Ends)
2003-16	Cedar Hill High School Head Coach
1997-02	Cedar Hill High School Assistant Coach
1995-96	Crowley High School Assistant Coach

BOWL GAMES (5)

2023	Radiance Technologies Independence Bowl
2022	TaxAct Texas Bowl
2021	Allstate Sugar Bowl*
2019	Allstate Sugar Bowl
2018	Academy Sports + Outdoors Texas Bowl

* bowl came after he already accepted the Texas Tech position.

RECORD vs. OPPONENTS

Opponent	Overall	Home	Away	Neutral
Abilene Christian	1-0	1-0	0-0	0-0
Arizona	0-0	0-0	0-0	0-0
Arizona State	1-0	1-0	0-0	0-0
Baylor	1-1	0-1	1-0	0-0
BYU	0-1	0-0	0-1	0-0
California	1-0	0-0	0-0	1-0
Cincinnati	0-0	0-0	0-0	0-0
Colorado	0-0	0-0	0-0	0-0
Houston	2-0	2-0	0-0	0-0
Iowa State	1-0	0-0	1-0	0-0
Kansas	2-0	1-0	1-0	0-0
Kansas State	0-2	0-1	0-1	0-0
Murray State	1-0	1-0	0-0	0-0
N.C. State	0-1	0-0	0-1	0-0
North Texas	1-0	1-0	0-0	0-0
Oklahoma	1-0	1-0	0-0	0-0
Oklahoma State	0-1	0-0	0-1	0-0
Ole Miss	1-0	0-0	0-0	1-0
Oregon	0-1	0-1	0-0	0-0
Tarleton State	1-0	1-0	0-0	0-0
TCU	1-1	1-0	0-1	0-0
Texas	1-1	1-0	0-1	0-0
UCF	1-0	1-0	0-0	0-0
Washington State	0-1	0-0	0-1	0-0
West Virginia	1-1	1-0	0-1	0-0
Wyoming	0-1	0-0	0-1	0-0

RECORD vs. CONFERENCES

Conference	Overall	Home	Away	Neutral
American	2-0	2-0	0-0	0-0
ACC	0-1	0-0	0-1	0-0
Big Ten	0-0	0-0	0-0	0-0
Big 12	11-8	8-2	3-6	0-0
Conference USA	0-0	0-0	0-0	0-0
FBS Independents	0-0	0-0	0-0	0-0
Mid-American	0-0	0-0	0-0	0-0
Mountain West	0-1	0-0	0-1	0-0
Pac-12	1-2	0-1	0-1	1-0
SEC	1-0	0-0	0-0	1-0
Sun Belt	0-0	0-0	0-0	0-0
FCS Opponents	3-0	3-0	0-0	0-0



HEAD COACH JOEY MCGUIRE

THE HALL OF FAMER

■ There likely isn't a power-five football program in the state of Texas with better ties to its high school coaches than at Texas Tech as McGuire hired six members of his charter coaching staff that have ties to the Texas High School Coaches Association (THSCA). McGuire, himself, is already a legend at the prep level as a member of the THSCA Hall of Honor and the Texas High School Football Hall of Fame.

■ McGuire, owner of three state titles as head coach of Cedar Hill High School in the Dallas-Fort Worth metroplex, was inducted into the THSCA Hall of Honor (THSCA) in 2020 and then the Texas High School Football Hall of Fame in 2022 in the months after accepting the Texas Tech position. McGuire is still an avid speaker at the annual THSCA Convention and regularly hosts clinics for high school coaches each year.

NOT THE ONLY COACH IN THE FAMILY

■ Turn on a television any weekend this fall and you could possibly see another McGuire roaming the sidelines as **Garret McGuire** is entering his second season as the wide receivers coach at Nebraska. The younger McGuire previously played under his father at quarterback at Cedar Hill High School before enjoying four years as a backup quarterback at Baylor. He joined the coaching profession immediately after, serving as an offensive assistant under new Nebraska head coach Matt Rhule while with the NFL's Carolina Panthers.

■ Garret isn't the only McGuire building an impressive career, either, as **Raegan McGuire** is a fashion designer for AMUR in New York City. Her designs have been worn by several high-profile figures, including Natalie Biden, the granddaughter of President Joe Biden, as well as Taylor Swift during her spring 2023 Eras Tour.

JOEY MCGUIRE, THE OFFICIANT

■ **Joey McGuire**, known as a players' coach, has added another title in recent years: wedding officiant. He presided over the second wedding of a former player in 2023 for former defensive quality control assistant **James Lockhart**, who previously played for McGuire at Baylor. Lockhart is now the outside linebackers coach at UTRGV. McGuire previously performed the wedding for **Sam Tecklenburg**, another former Baylor player.

AN NFL FRONT OFFICE

■ Under McGuire, Texas Tech's personnel department resembles an NFL front office, a unique approach in the world of college football. Texas Tech's personnel department is overseen by general manager James Blanchard, who was McGuire's first hire after accepting the Texas Tech position. Blanchard has the ability to offer any potential recruit he and his staff feel will fit at Texas Tech, allowing McGuire's coaching staff to prioritize player development.

■ The setup has paved the way for consecutive top-25 classes as the Red Raiders ranked as high as No. 23 each of the past two years by the likes of Rivals and On3.com. Texas Tech's 2023 class ranked as high as No. 23 nationally by Rivals, marking its highest-rated class in more than a decade. Its 2024 class, meanwhile, was the highest-rated class in the Big 12 at No. 23 overall, a testament to McGuire and his staff's ties to the state of Texas.

■ Texas Tech also signed its highest-rated recruit in recent memory this past offseason in true freshman Micah Hudson, who ranked as high as sixth nationally by the national publications. Hudson, who is already in Texas Tech's depth chart, was a consensus five-star prospect.



THE BRAND

The core tenant under McGuire revolves around The Brand, which stands for his desire that the Red Raiders be the "toughest, hardest-working, most-competitive team in the country." On his final interview for the Texas Tech position, McGuire described his vision for the Red Raider program using The Brand, which President Lawrence Schovanec said "describes West Texas."



WHAT'S NEXT!

Step into any Texas Tech practice and the phrase "What's Next" is one you'll hear early and often. No matter if something good or bad happens on the field, McGuire and his staff stress a "What's Next!" mentality, emphasizing that the focus should be on the next play or rep. And for reference, the phrase is always a statement, never a question, as evidenced by its exclamation point at its end.



TAKE THREE UNIVERSITY

McGuire, a defensive coach at heart, heavily utilizes the phrase "Take Three" as a program. The phrase has transformed into a rallying cry from the defense with in-house video production signaling "one," "two" or "three" each time the Red Raiders create a takeaway. McGuire, prior to each game, regularly wears a t-shirt designed for the defense that says "Take Three University."



NO ONE IS MORE AGGRESSIVE

- Much has been said about **Joey McGuire's** aggressive approach to fourth downs as Texas Tech leads the FBS with 60 total conversions on 98 fourth-down attempts (61.2 percent). Texas Tech was 24-of-37 on fourth downs this past season after going 33-of-52 during McGuire's debut season in 2022. Baylor is the only other FBS school to have more fourth-down attempts than Tech as the Bears are 57-of-105 since the start of the 2022 season.
- The Red Raiders ranked third in the FBS for total fourth-down conversions in 2023, trailing only Boston College (29) and Ole Miss (25) nationally. Texas Tech ranked eighth in the FBS with its 37 total attempts, which was also second in the Big 12 behind national leader Baylor with 48.
- It's not the fact that the Red Raiders are so daring under McGuire that's impressive. It's the fact that it's proven to be successful, too. The Red Raiders are a combined plus-99 over his two-plus seasons in the plus/minus scale, which is determined based on the result of Texas Tech's ongoing drive (for a conversion) or points scored by an opponent on a failed attempt. Texas Tech was plus-38 on that scale in 2023 after finishing an impressive plus-78 during his debut season.
- Texas Tech is 15-6 under McGuire when it is tied or leading the plus/minus scale on its fourth-down decisions with five of those losses coming during the 2023 season. The Red Raiders secured their first win when trailing the plus/minus scale late in the 2023 campaign against UCF as Texas Tech was previously 0-5 in those games.
- In total, the Red Raiders have gone for it on fourth down at least five times in nine different games under McGuire. Texas Tech has converted at least one fourth down in 26 of 30 games under McGuire with the lone exceptions being his debut versus Murray State in 2022 and then versus UCF and Texas in 2023 and last weekend versus Arizona State.

RED RAIDERS ON FOURTH DOWN ATTEMPTS IN 2024

Game	4th Downs	Pts. Gained	Pts. Lost	+/-
Abilene Christian	1-3	7	14	-7
Washington State	1-5	0	17	-17
North Texas	1-1	7	0	+7
Arizona State	0-0	0	0	0
Cincinnati	--	--	--	--
Arizona	--	--	--	--
Baylor	--	--	--	--
TCU	--	--	--	--
Iowa State	--	--	--	--
Colorado	--	--	--	--
Oklahoma State	--	--	--	--
West Virginia	--	--	--	--
Totals	3-9	14	31	-17
2022 Totals	33-52	129	51	+78
2023 Totals	24-37	61	23	+38
McGuire totals	60-98	204	105	+99

FBS LEADERS IN 4TH-DOWN CONVERSIONS SINCE 2022

School	Conv.	Att.	Pct.
1. Texas Tech	60	98	.612
2. Baylor	57	105	.543
3. West Virginia	48	77	.623
4. Ole Miss	46	77	.597
5. Penn State	42	57	.737

CEDAR HILL CONNECTIONS

- McGuire made his name in the coaching profession during his 14 seasons leading Cedar Hill High School in the Dallas-Fort Worth metroplex. McGuire has had five former Cedar Hill standouts on the Texas Tech roster already during his tenure, including three this season in junior outside linebacker Charles

Esters III, sophomore outside linebacker Harvey Dyson III and sophomore defensive back Jalon Peoples.

- While he did not graduate from Cedar Hill, Jordan Brown attended the high school up until his senior year as he was a freshman when McGuire departed from Cedar Hill. His older brother, Laquvionte Gonzalez, was on a Cedar Hill team under McGuire that played in the Class 6A state title game as a senior in 2012.

NEWS & NOTES ON MCGUIRE...

- With its win over Arizona State, McGuire improved to 18-12 overall, marking the best record for a Texas Tech head coach through 30 games since Steve Sloan was 21-9 early in his tenure from 1975-77.
- McGuire became the first head coach in school history to win a bowl game in each of his first two seasons after the Red Raiders downed Cal in the Independence Bowl. Texas Tech previously knocked off Ole Miss to close his inaugural 2022 campaign at the TaxAct Texas Bowl.
- McGuire is now only the second head coach in program history to lead the Red Raiders to bowl games in each of his first two seasons, joining the late Mike Leach, who pushed Texas Tech to a bowl game in each of his 10 seasons.
- Texas Tech has hit the 40-point mark nine times during McGuire's tenure as the Red Raiders are a perfect 9-0 in those games during his two seasons.
- There is defense in West Texas as Texas Tech is 11-1 overall under McGuire when holding opponents to 25 or fewer points. Texas Tech has limited its opponents to 25 or less points six times during Big 12 play under McGuire and has done so in each of its two bowl victories.
- McGuire's eight-win debut in 2022 finished one victory shy for the most by a first-year head coach in program history as Dell Morgan previously led the Red Raiders to a 9-2 record in 1941. McGuire led the Red Raiders to a 5-4 record in Big 12 that same season, becoming the first head coach to notch a winning conference record (above .500) in his debut season since David McWilliams did so in 1986.
- The success the Red Raiders had in Big 12 play during the 2022 season pushed Texas Tech to its most conference wins since 2009 and a fourth-place finish in the standings, its highest since the league went to a 10-team format in 2011.
- McGuire is the only head coach in program history to defeat both Texas and Oklahoma in the same season after knocking off both in overtime in 2022.

TEXAS TECH HEAD COACHES THROUGH 30 GAMES

Name	Years	Record (30)	Record (30)
E.Y. Freeland	1925-28	18-7-5	
Grady Higgenbotham	1929	--	--
Pete Cawthon	1930-40	19-11	
Dell Morgan	1941-50	17-12-1	
DeWitt Weaver	1951-60	17-12-1	
JT King	1961-69	10-20	
Jim Carlen	1970-74	18-12	
Steve Sloan	1975-77	21-9	
Rex Dockery	1978-80	14-14-2	
Jerry Moore	1981-85	8-20-2	
David McWilliams	1986	--	--
Spike Dykes	1987-99	16-13-1	
Mike Leach	2000-09	17-13	
Tommy Tuberville	2010-12	17-13	
Kliff Kingsbury	2013-18	15-15	
Matt Wells	2019-21	13-17	
Joey McGuire	2022-	18-12	--

RECORD BREAKDOWN

	2024	Big 12	McGuire
Overall	3-1	1-0	18-12
at Jones AT&T Stadium	3-0	1-0	13-3
in Away Games	0-1	0-0	3-9
in Neutral Site Games	0-0	0-0	2-0
Day Games	2-0	1-0	8-4
Night Games (6 p.m. start or later)	1-1	0-0	10-8
vs. Top 25 teams	0-0	0-0	3-6
vs. Top 10 teams	0-0	0-0	0-3
vs. Unranked Teams	3-1	1-0	15-6
Scoring first	3-0	1-0	13-4
Opponents score first	0-1	0-0	5-8
Leading at halftime	3-0	1-0	15-2
Trailing at halftime	0-1	0-0	2-10
Tied at halftime	0-0	0-0	1-0
Leading after third quarter	3-0	1-0	17-2
Trailing after third quarter	0-1	0-0	1-8
Tied after third quarter	0-0	0-0	0-2
Overtime games	1-0	0-0	4-1
Scoring less than 20 points	0-1	0-0	2-6
Scoring 20-29 points	0-0	0-0	1-3
Scoring 30-39 points	1-0	1-0	6-3
Scoring 40-49 points	0-0	0-0	5-0
Scoring 50+ points	2-0	0-0	4-0
Allowing less than 20 points	0-0	0-0	6-0
Allowing 20-29 points	2-0	1-0	7-3
Allowing 30-39 points	0-1	0-0	2-6
Allowing 40+ points	1-0	0-0	2-3
Rushing for less than 100 yards	0-0	0-0	0-2
Rushing for 100-199 yards	2-1	1-0	12-10
Rushing for 200+ yards	1-0	0-0	6-0
Passing for less than 300 yards	1-0	1-0	11-8
Passing for 300-399 yards	2-1	0-0	5-4
Passing for 400+ yards	0-0	0-0	2-0
Less than 300 yards of total offense	0-0	0-0	1-1
Totaling 300-399 yards of offense	1-0	1-0	4-5
Totaling 400-499 yards of offense	0-1	0-0	7-5
Totaling 500-599 yards of offense	2-0	0-0	5-1
Totaling 600+ yards offense	0-0	0-0	1-0
Allowing less than 100 yards rushing	1-0	1-0	7-0
Allowing 100-199 yards rushing	2-0	0-0	7-6
Allowing 200+ yds rushing	0-1	0-0	4-6
Allowing less than 200 yards passing	0-1	0-0	2-8
Allowing 200-299 yards passing	2-0	1-0	10-3
Allowing 300-399 yards passing	0-0	0-0	4-1
Allowing 400+ yards passing	1-0	0-0	2-0
Allowing less than 300 yards offense	0-0	0-0	2-3
Allowing 300-399 yards offense	2-0	1-0	7-1
Allowing 400-499 yards of offense	0-1	0-0	5-7
Allowing 500+ yards of offense	1-0	0-0	4-1
Leading turnover margin	3-0	1-0	10-2
Trailing turnover margin	0-1	0-0	5-10
Tied in turnover margin	0-0	0-0	3-0
Having 0 takeaways	0-0	0-0	3-5
Having 1 takeaway	2-1	1-0	6-5
Having 2 takeaways	0-0	0-0	4-2
Having 3 or more takeaways	1-0	0-0	5-0
Having 0 turnovers	2-0	1-0	7-1
Having 1 turnover	1-0	0-0	6-3
Having 2 turnovers	0-0	0-0	3-0
Having 3 or more turnovers	0-1	0-0	2-8
Leading in time of possession	2-0	1-0	12-3
When trailing in time of possession	1-1	0-0	6-9

TEXAS TECH QUICK FACTS

TEXAS TECH UNIVERSITY

Location	Lubbock, Texas
Founded	1923
Enrollment	41,045
Chancellor	Dr. Tedd Mitchell
President	Dr. Lawrence Schovanec
Director of Athletics	Kirby Hocutt
Faculty Athletics Representative	Brian Shannon
NCAA Affiliation	Division I
Athletics Conference	Big 12 (Charter Member)
Nickname	Red Raiders
Official Mascot	Masked Rider (horse and rider)
Unofficial Mascot	Raider Red (cartoon figure)
Colors	Scarlet (PMS 485c) & Black (Process Black)
Band	Goin' Band From Raiderland (400 members)

TEAM HISTORY

First Year of Football	1925
Conference Championships	11
Bowl Appearances/Record	41 (17-23-1)
8+ win seasons (most recent)	27 (2022, 8-5)
9+ win seasons (most recent)	14 (2009, 9-4)
10+ win seasons (most recent)	6 (2008, 11-2)
Most wins in single season	11 (1953, 1973, 2008)


STADIUM INFORMATION

Stadium (Capacity)	Jones AT&T Stadium (60,229)
Stadium Luxury Suites	102
Stadium Club Seats	1,644
Stadium Surface	Hellas Matrix Helix (installed 2023)

TEXAS TECH SUPPORT STAFF

Head Strength & Conditioning Coach	Lance Barilow (3rd Season)
Sr. Assoc. S&C Coach	Aaron Hall (3rd Season)
Assoc. S&C Coach	Brandon Lee (4th Season)
Asst. S&C Coach	Brandyn Musgrave (3rd Season)
Asst. S&C Coach	Khalid Blount (2nd Season)
Associate A.D./Head Athletic Trainer	Michael Ramirez (8th Season)
Associate Athletic Trainer	Jordan Shimoda (2nd Season)
Assistant Athletic Trainer	Steven Lapso (4th Season)
Assistant Athletic Trainer	Erika Dean (2nd Season)
Applied Sports Scientist for Football	R.J. Torres (3rd Season)
Senior Analyst/Asst. QB Coach	Kirk Bryant (3rd Season)
Asst. ST Coord./Specialists Coach	Tyler Schovanec (3rd Season)
Asst. Running Backs Coach	Trent Vasey (3rd Season)
Asst. Defensive Backs Coach	Ryan Conry (3rd Season)
Asst. Inside Linebackers Coach	Taylor Young (1st Season)
G.A./Asst. OL Coach	Jackson Kimble (1st Season)
G.A./Asst. WR Coach	Tito Overton (1st Season)
G.A./Asst. Secondary Coach	Jah' Shawn Johnson (3rd Season)
G.A./Asst. Defensive Line Coach	Cole Maxwell (2nd Season)
Analyst	Darcel McBeth (1st Season)
Associate A.D./Football Admin.	Antonio Huffman (6th Season)
Director of Football Operations	Quintin Jordan (3rd Season)
Director of Player Development	Dave Martin (3rd Season)
Director of Player Personnel	James Blanchard (3rd Season)
Director of Scouting	Brian Nance (3rd Season)
Assistant A.D./Head Dietitian	Hannah Petersen (3rd Season)
Assistant Football Dietitian	Gentry Hicks (2nd Season)
Assistant A.D./Equipment Operations	Zane Perry (20th Season)
Head Football Equipment Manager	Cayman Ancell (8th Season)
Director of Football Video	Eric Gerald (9th Season)

TEXAS TECH COACHING STAFF



ZACH KITTLE

Offensive Coordinator/Quarterbacks
3rd Season at Tech
Game Day Location: Sideline

Career Breakdown: Kittley returned to his alma mater to put together a strong debut season as the Red Raiders averaged 34.2 points per game and 461.4 yards of total offense per game despite using three

different starting quarterbacks in 2022. Kittley has worked with a pair of NFL quarterbacks during his short coaching career, first with Patrick Mahomes II at Texas Tech and then Bailey Zappe at both Houston Baptist and Western Kentucky.



KENNY PERRY

Associate Head Coach/Special Teams
Coordinator/Running Backs
3rd Season at Tech
Game Day Location: Sideline

Career Breakdown: Perry, a legendary high school head coach in the DFW metroplex, had one of the nation's top running backs in 2023 with Tahj Brooks to go with the

reliability on special teams with punter Austin McNamara and kicker Gino Garcia. Perry spent 14 years as a high school head coach, finishing 67-22 over his final seven seasons at Arlington Bowie alone. He is a former member of the THSCA Board of Directors.




JOSH BOOKBINDER

Inside Linebackers
3rd Season at Tech
Game Day Location: Pressbox

Career Breakdown: Bookbinder was among Joey McGuire's first hires at Texas Tech after the two previously served on the defensive staff at Baylor (2019-21). Texas Tech surrendered only 26.0 points per game in

2023 as Bookbinder navigated around an injury to starter Jacob Rodriguez in the season opener, only for freshman Ben Roberts to develop into the Red Raiders' leading tackler and an All-American. Bookbinder is the grandson of legendary Baylor head coach Grant Teaff.




ZARNELL FITCH

Defensive Line
3rd Season at Tech
Game Day Location: Sideline

Career Breakdown: Fitch, another one-time Texas High School Coaches Association member, is no stranger to the Big 12 as he previously served in a similar role at TCU prior to his arrival in Lubbock. Fitch has

mentored 13 players who have earned All-Big 12 honors during his career, a list that features Texas Tech's Tony Bradford Jr. and Jaylon Hutchings, who were one of only three FBS duos to record at least 30 pressures each in 2022.



CLAY MCGUIRE

Offensive Line Coach
1st Season at Tech
Game Day Location: Sideline

Career Breakdown: McGuire (no relation to Joey McGuire) returned to his alma mater following two seasons as the offensive line coach at Washington State, his second stint with the Cougars after serving in a

similar capacity for six years under Mike Leach from 2012-17. Under his tutelage, Cody O'Connell became a two-time All-America selection, and the second unanimous All-American in Washington State history in 2016 and was the school's first Outland Trophy finalist.



TIM DERUYTER

Defensive Coordinator
3rd Season at Tech
Game Day Location: Pressbox

Career Breakdown: DeRuyter arrived in Lubbock having served as a defensive coordinator or a head coach in each of the past 21 seasons. In 2023, the Red Raiders allowed only 26.0 points per game - their

lowest average since 2009 - en route to their second-consecutive season with a winning Big 12 record. The previous season saw Tyree Wilson selected in the first round of the NFL Draft. DeRuyter was previously the head coach at Fresno State from 2012-16.




C.J. AH YOU

Outside Linebackers
3rd Season at Tech
Game Day Location: Sideline

Career Breakdown: Ah You mentored Tyree Wilson to first team All-America honors during his debut season on the Red Raider staff as Texas Tech, behind Wilson the Red Raiders ranked in the top 20 nationally for

tackles for loss. His hiring marked his return to the Big 12 where he previously starred at Oklahoma (2005-06) before enjoying a six-year NFL career with the St. Louis Rams.



JOSH COCHRAN

Running Game Coordinator/Tight Ends
3rd Season at Tech
Game Day Location: Pressbox

Career Breakdown: Cochran shifted over to coach the tight ends under Joey McGuire after spending the previous two seasons as the co-offensive coordinator and offensive line coach at Austin Peay.

Cochran, who was named in July 2022 to Dave Campbell's Texas Football "40 under 40" coaches list, is a one-time THSCA member as he began his career in the prep ranks at Lindale High School in East Texas.



JUSTIN JOHNSON

Assistant Head Coach/Passing Game
Coordinator/Receivers
2nd Season at Tech
Game Day Location: TBD

Career Breakdown: Johnson, nicknamed "Coach Juice" throughout his career, arrived in Lubbock after a three-year stint at Baylor. Johnson oversaw the running

backs room at both Baylor and then Houston, his alma mater, in 2019, but returns to coaching wide receivers with the Red Raiders. He previously was the wide receivers coach at Kansas in 2018, the same position he starred at during his own four-year career at Houston.



MARCEL YATES

Passing Game Coordinator/Secondary
3rd Season at Tech
Game Day Location: Sideline

Career Breakdown: Yates, a former defensive coordinator at both Boise State and Arizona, mentored Dadrion Taylor-Demerson, who earned second Team All-Big 12 honors in 2023 and was selected in the

fourth round of the 2024 NFL Draft by the Arizona Cardinals. The Red Raiders allowed only 29.2 points per game in Yates' debut season in 2022 before improving to 26.0 points in 2023. Yates arrived in Lubbock from Oregon where he was the secondary and passing game coordinator during the 2021 season. He has worked alongside defensive coordinator Tim DeRuyter each of the past three seasons at both Cal and Oregon.

NUMERICAL ROSTER

NO	PLAYER	POS	HT	WT	YR-EX	HOMETOWN (HIGH SCHOOL)
0	Bralyn Lux^	DB	5-11	185	Sr-1L	San Jose, Calif. (King's Academy)
0	Cam'Ron Valdez	RB	5-9	200	Jr-2L	Rockdale, Texas (Rockdale)
1	Micah Hudson	WR	6-0	195	Fr-HS	Temple, Texas (Lake Belton)
1	A.J. McCarty	DB	6-0	190	Jr-RS	Brownwood, Texas (Brownwood)
2	Behren Morton	QB	6-2	220	Jr-2L	Eastland, Texas (Eastland)
2	Jalon Peoples	DB	5-11	195	So-SQ	Cedar Hill, Texas (Cedar Hill)
3	Josh Kelly^	WR	6-1	195	Sr-TR	Fresno, Calif. (San Joaquin Memorial)
3	Bryce Ramirez	LB	6-2	235	Sr-2L	Missouri City, Texas (George Ranch)
4	Jordan Brown	WR	5-11	185	Sr-2L	Dallas, Texas (DeSoto)
4	Maurion Horn	DB	5-11	180	So-1L	Broken Arrow, Okla. (Broken Arrow)
5	Caleb Douglas	WR	6-4	205	Jr-TR	Missouri City, Texas (Hightower)
5	Quincy Ledet Jr.^	DL	6-2	315	Sr-1L	Orange, Texas (West Orange-Stark)
6	John Curry	LB	6-2	225	Fr-RS	Lubbock, Texas (Coronado)
6	Kelby Valsin	WR	6-1	195	Fr-RS	Arlington, Texas (Bowie)
7	Cameran Brown	QB	6-2	230	So-TR	Byron, Ga. (Northside Warner Robins)
7	Brenden Jordan	DB	6-0	210	So-1L	Mansfield, Texas (Mansfield)
8	E'Maurion Banks	DL	6-5	300	Jr-1L	Wichita Falls, Texas (Rider)
8	Coy Eakin	WR	6-2	210	So-1L	Stephenville, Texas (Stephenville)
9	C.J. Baskerville	DB	6-3	210	Sr-1L	North Richland Hills, Texas (Richland)
9	Johncarlos Miller II	TE	6-5	240	Jr-TR	Greensboro, N.C. (Dudley)
10	Drae McCray	WR	5-9	185	Sr-1L	Tallahassee, Fla. (North Florida Christian)
10	Jacob Rodriguez	LB	6-1	230	Jr-1L	Wichita Falls, Texas (Rider)
11	Charles Esters III	OLB	6-3	260	Jr-1L	Cedar Hill, Texas (Cedar Hill)
11	T.J. West	WR	6-1	200	Fr-RS	Houston, Texas (Humble)
12	Jalin Conyers	TE	6-4	265	Sr-TR	Gruver, Texas (Gruver)
12	Macho Stevenson	DB	6-1	190	Fr-RS	Shreveport, La. (Captain Shreve)
13	Brady Boyd	WR	6-1	195	Jr-1L	Southlake, Texas (Southlake Carroll)
13	Ben Roberts	LB	6-3	230	So-1L	Haslet, Texas (Eaton)
14	Joseph Adedire	OLB	6-3	265	Jr-2L	Mansfield, Texas (Mansfield Summit)
14	Drew Hocutt	WR	6-0	185	Sr-2L	Lubbock, Texas (Frenship)
15	Will Hammond	QB	6-2	205	Fr-HS	Austin, Texas (Hutto)
15	Oliver Miles III	DB	6-2	190	Fr-HS	El Campo, Texas (El Campo)
16	Ashton Hampton	DB	6-0	165	Fr-HS	Pearland, Texas (Pearland)
17	Isaac Smith	OLB	6-6	260	Jr-1L	Wagoner, Okla. (Wagoner)
17	Jake Strong	QB	6-1	205	Fr-RS	Justin, Texas (Northwest)
18	Isaiah Collins	DB	6-3	190	Fr-HS	Huntsville, Texas (Huntsville)
18	L.J. Johnson Jr.	WR	5-10	180	Fr-HS	Madisonville, Texas (Madisonville)
19	Dylan Spencer	OLB	6-5	245	So-1L	Orange, Texas (C.E. King)
19	Haydon Wiginton	WR	5-11	195	Jr-SQ	Midlothian, Texas (Heritage)
20	Marcus Ramon-Edwards	DB	6-3	225	Fr-RS	Lubbock, Texas (Trinity)
20	J'Koby Williams	RB	5-10	180	Fr-HS	Beckville, Texas (Beckville)
21	Jordan Sanford	DB	6-0	195	So-1L	Arlington, Texas (Mansfield Timberview)
22	Devynn Cromwell	DB	6-0	200	Sr-TR	Toronto, Ontario, Canada (Clarkson Football North)
23	JMaury Davis	DB	5-11	190	Fr-RS	Clarendon, Texas (Clarendon)
23	Adam Hill	RB	6-1	215	Fr-HS	Albany, Texas (Albany)
24	Malik Esquerra	DB	6-3	195	Fr-HS	Killeen, Texas (Shoemaker)
25	Chapman Lewis	DB	6-1	180	So-1L	Burleson, Texas (Burleson Centennial)
26	Sammy Morris IV	DB	6-1	200	Jr-SQ	Prosper, Texas (Prosper)
27	Javeon Wilcox	DB	6-0	205	Fr-TR	Temple, Texas (Lake Belton)
28	Tahj Brooks^	RB	5-10	230	Sr-4L	Manor, Texas (Manor)
28	Peyton Morgan	DB	6-0	180	Fr-HS	Round Rock, Texas (Pflugerville Weiss)
29	Chief Collins	DB	5-11	195	Jr-1L	Lucas, Texas (Lovejoy)
30	Mikal Harrison-Pilot	DB	6-0	210	Fr-TR	Temple, Texas (Temple)
30	Jackson Knotts	LS	5-11	195	Sr-3L	Plant City, Fla. (Plant City)
31	Joseph Plunk	DB	5-10	180	Sr-2L	Amarillo, Texas (Tascosa)
32	Jaden Morris	RB	5-11	205	So-SQ	Arlington, Texas (Lamar)
32	Cheta Ofili	OLB	6-4	225	Fr-HS	Rowlett, Texas (Sachse)
33	Cameron Dickey	RB	5-10	215	Fr-HS	Austin, Texas (Crockett)
33	Harvey Dyson III	OLB	6-3	250	So-1L	Cedar Hill, Texas (Cedar Hill)
34	Trent Low	LB	6-1	220	Sr-1L	Midland, Texas (Midland Lee)
35	Miquel Dingle Jr.	LB	6-2	220	Fr-RS	Charleston, S.C. (Byrnes)
36	Justin Horne	LB	6-0	220	Fr-RS	New Orleans, La. (John Curtis Christian)
37	Curtis Murillo	WR	6-1	190	Fr-RS	El Paso, Texas (Eastwood)
37	Miles Thompson	DB	5-11	175	Fr-RS	Cedar Rapids, Iowa (Washington)
38	Reese Burkhardt	K	6-1	200	Sr-1L	Andalusia, Ala. (Andalusia)
38	Anthony White	DB	6-0	195	Fr-RS	Abernathy, Texas (Abernathy)
39	Luke Dillingham	DB	6-1	205	Jr-SQ	Brock, Texas (Brock)
39	Charles Robinson	TE	6-0	250	Jr-SQ	Lubbock, Texas (Coronado)
40	Wesley Smith	LB	5-10	220	So-1L	Midland, Texas (Legacy)



NUMERICAL ROSTER

NO	PLAYER	POS	HT	WT	YR-EX	HOMETOWN (HIGH SCHOOL)
41	Jack Burgess	P	6-3	215	Jr-TR	Bacchus Marsh, Victoria, Australia (St. Patrick's College)
43	Chris Lemons	LB	6-2	210	Fr-RS	Prosper, Texas (Prosper)
45	Terrell Tilmon	OLB	6-5	235	Jr-1L	Mansfield, Texas (Mansfield Timberview)
46	Isaiah Crawford	OLB	6-4	225	Fr-RS	Post, Texas (Post)
47	Rylan Vagana	LS	6-0	210	Fr-HS	Huntington Beach, Calif. (Mater Dei)
48	Gage Elder	LB	5-11	220	Jr-SQ	Rockwall, Texas (Rockwall)
48	Stone Harrington	K	6-3	195	So-SQ	Colleyville, Texas (Colleyville)
50	Eddy Smith	OLB	6-6	270	Fr-HS	Pearland, Texas (Pearland Dawson)
51	Jayden Cofield	DL	6-2	310	Fr-RS	Austin, Texas (Manor)
52	De'Braylon Carroll^	DL	6-0	300	Sr-TR	Duncanville, Texas (Duncanville)
53	Holton Hendrix	OL	6-4	300	Fr-HS	Lubbock, Texas (Lubbock Cooper)
54	Kaden Carr	OL	6-6	320	Fr-RS	Canadian, Texas (Lubbock Cooper)
56	Davion Carter^	OL	6-0	295	Sr-TR	Pearl, Miss. (Pearl)
58	Tanner Allen	DL	6-3	285	So-SQ	Bryan, Texas (Bryan)
60	Nick Fattig	OL	6-4	290	Fr-RS	League City, Texas (Clear Springs)
62	Tyler Murray	OL	6-4	295	Fr-HS	San Antonio, Texas (Brandeis)
63	Dylan Shaw	OL	6-4	315	Fr-RS	Corpus Christi, Texas (Flour Bluff)
64	Jurrien Loftin	OL	6-5	315	So-SQ	Aledo, Texas (Aledo)
65	D'Anthis Upshaw Jr.	OL	6-5	280	Fr-HS	Irving, Texas (Irving)
66	Jackson Hildebrand	OL	6-2	285	Fr-HS	San Antonio, Texas (Alamo Heights)
67	Dalton Merryman	OL	6-9	305	Jr-SQ	Montgomery, Texas (Montgomery)
68	Jaxon Hughes^	OL	6-6	310	Sr-TR	Greensboro, N.C. (Northern Guilford)
69	Caleb Rodkey	OL	6-4	315	Jr-1L	Missouri City, Texas (Ridge Point)
70	Jacob Ponton	OL	6-8	280	Fr-HS	Dripping Springs, Texas (Dripping Springs)
71	Vinny Sciury	OL	6-4	305	Sr-TR	Massillon, Ohio (Perry)
72	Sheridan Wilson	OL	6-5	300	So-SQ	Argyle, Texas (Argyle)
73	Garrett Morphis	OL	6-4	300	Fr-RS	Monticello, Ark. (Waco Midway)
74	Daniel Sill	OL	6-5	315	Fr-RS	College Station, Texas (A&M Consolidated)
75	Ty Buchanan	OL	6-6	305	Jr-2L	Corpus Christi, Texas (Calallen)
76	Caleb Rogers^	OL	6-5	310	Sr-4L	Mansfield, Texas (Lake Ridge)
77	Maurice Rodrigues	OL	6-7	335	Jr-TR	Pasadena, Calif. (Pasadena)
78	Ellis Davis	OL	6-7	290	Fr-HS	Prosper, Texas (Prosper)
79	Sterling Porcher	OL	6-4	315	Sr-TR	Sumter, S.C. (Sumter)
80	Mason Tharp	TE	6-9	270	Sr-3L	Klein, Texas (Klein)
82	Price Morgan	WR	5-11	190	Jr-TR	Round Rock, Texas (Pflugerville Weiss)
83	Jack Esparza	TE	6-4	250	So-SQ	Austin, Texas (St. Michael's Catholic)
84	D.J. Crest	WR	6-3	190	Fr-RS	El Paso, Texas (Parkland)
84	Kaden Turner	P	6-2	200	Fr-HS	Schertz, Texas (Clemens)
85	Aiden Meeks	WR	5-10	180	Fr-RS	Rockwall, Texas (Rockwall)
86	Tyson Turner	WR	6-2	210	Fr-HS	Bryan, Texas (Bryan)
87	Chandlin Myers	WR	6-3	165	Fr-HS	Hawley, Texas (Hawley)
88	Trey Jackson	TE	6-5	230	Fr-HS	Dallas, Texas (South Oak Cliff)
88	Amier Washington	OLB	6-2	270	Fr-RS	Orange, Texas (Little Cypress-Mauriceville)
89	Jason Llewellyn	TE	6-5	265	So-TR	Aledo, Texas (Aledo)
90	Ansel Nedore	OLB	6-3	265	Fr-RS	Round Rock, Texas (Round Rock)
91	James Hansen^	DL	6-2	315	Sr-TR	Fontana, Calif. (Kaiser)
92	Kasen Long	OLB	6-5	260	Fr-HS	Shallowater, Texas (Shallowater)
94	Braylon Rigsby	OLB	6-2	295	Fr-RS	Woodville, Texas (Woodville)
95	Trevon McAlpine	DL	6-3	305	So-1L	Saraland, Ala. (Saraland)
96	Keyshawn Williams	DL	6-3	310	Fr-HS	Houston, Texas (Dekaney)
97	Charles Anderson Jr.	OLB	6-6	265	Fr-HS	Houston, Texas (Pearland Dawson)
98	Kendall Allen	DL	6-3	265	Fr-HS	Tyler, Texas (Chapel Hill)
99	Sam Carrell	OLB	6-4	270	Jr-SQ	Albuquerque, N.M. (Sandia)
99	Gino Garcia^	K	6-2	215	Sr-1L	Richardson, Texas (Pearce)

PHONETIC ROSTER visit the [TexasTech.com](#) football roster page for audio pronunciations powered by The Name Engine



•0 Bralyn Lux - <i>BRAY-Lin</i>	•14 Joseph Adedire - <i>uh-DAY-dee-ray</i>	•37 Curtis Murillo - <i>mer-ILL-low</i>	•71 Vinny Scuiry - <i>SKIR-ee</i>
•0 Cam'Ron Valdez - <i>CAM-ron</i>	•14 Drew Hocutt - <i>HOE-cutt</i>	•41 Jack Burgess - <i>BER-jess</i>	•73 Garrett Morphis - <i>MORE-fiss</i>
•2 Behren Morton - <i>BARE-en</i>	•19 Haydon Wiginton - <i>HAY-dun, WIG-in-tun</i>	•45 Terrell Tilmon - <i>ter-ELL, TILL-min</i>	•77 Maurice Rodrigues - <i>more-EECE, rod-REE-gez</i>
•2 Jalon Peoples - <i>JAY-lin</i>	•22 Devynn Cromwell - <i>DEV-in, CRAHM-well</i>	•47 Rylan Vagana - <i>RYE-len, vuh-GAH-nuh</i>	•79 Sterling Porcher - <i>pore-SHAY</i>
•4 Maurion Horn - <i>MAR-ee-ahn</i>	•23 JMaury Davis - <i>juh-MAR-ee</i>	•52 De'Braylon Carroll - <i>duh-BRAY-lin</i>	•83 Jack Esparza - <i>eh-SPAR-zuh</i>
•5 Quinic Ledet Jr. - <i>luh-DETT</i>	•24 Malik Esquerra - <i>muh-LEEK, eh-SCARE-uh</i>	•56 Davion Carter - <i>DAY-vee-on</i>	•87 Chandlin Myers - <i>CHAND-linn</i>
•6 Kelby Valsin - <i>VAL-sin</i>	•27 Javeon Wilcox - <i>JAY-vee-on</i>	•60 Nick Fattig - <i>FAT-igg</i>	•89 Jason Llewellyn - <i>loo-ELL-in</i>
•8 E'Maurion Banks - <i>ee-MAR-ee-on</i>	•30 Mikal Harrison-Pilot - <i>mih-KALE</i>	•64 Jurrien Lofton - <i>JER-ee-in</i>	•90 Ansel Nedore - <i>nuh-DORE-ee</i>
•8 Coy Eakin - <i>AY-kin</i>	•32 Cheta Ofili - <i>CHET-uh, oh-FEE-lee</i>	•65 D'anthis Upshaw Jr. - <i>dee-ANN-this</i>	•95 Treveon McAlpine - <i>TRAY-von mick-AL-pine</i>
•10 Jacob Rodriguez - <i>rod-REE-gez</i>	•35 Miquel Dingle Jr. - <i>MY-kell, DING-gull</i>	•69 Caleb Rodkey - <i>ROD-kee</i>	•99 Sam Carrell - <i>CARE-ull</i>
•11 Charles Esters III - <i>ESS-sters</i>	•36 Justin Horne - <i>HORN</i>	•70 Jacob Ponton - <i>PONT-in</i>	



ROSTER BREAKDOWN BY POSITION

QUARTERBACKS

2	Behren Morton	6-2	220	Jr-2L	Eastland, Texas (Eastland)
7	Cameran Brown	6-2	230	So-TR	Byron, Ga. (Northside Warner Robins)
15	Will Hammond	6-2	205	Fr-HS	Austin, Texas (Hutto)
17	Jake Strong	6-1	205	Fr-RS	Justin, Texas (Northwest)

RUNNING BACKS

0	Cam Ron Valdez	5-9	200	Jr-2L	Rockdale, Texas (Rockdale)
20	J'Koby Williams	5-10	180	Fr-HS	Beckville, Texas (Beckville)
23	Adam Hill	6-1	215	Fr-HS	Albany, Texas (Albany)
28	Tahj Brooks^	5-10	230	Sr-4L	Manor, Texas (Manor)
32	Jaden Morris	5-11	205	So-SQ	Arlington, Texas (Lamar)
33	Cameron Dickey	5-10	215	Fr-HS	Austin, Texas (Crockett)

TIGHT ENDS

9	John Carlos Miller II	6-5	240	Jr-TR	Greensboro, N.C. (Dudley)
12	Jalin Conyers	6-4	265	Sr-TR	Gruver, Texas (Gruver)
39	Charles Robinson	6-0	250	Jr-SQ	Lubbock, Texas (Coronado)
80	Mason Tharp	6-9	270	Sr-3L	Klein, Texas (Klein)
83	Jack Esparza	6-4	250	So-SQ	Austin, Texas (St. Michael's Catholic)
88	Trey Jackson	6-5	230	Fr-HS	Dallas, Texas (South Oak Cliff)
89	Jason Llewellyn	6-5	265	So-TR	Aledo, Texas (Aledo)

WIDE RECEIVERS

1	Micah Hudson	6-0	195	Fr-HS	Temple, Texas (Lake Belton)
3	Josh Kelly^	6-1	195	Sr-TR	Fresno, Calif. (San Joaquin Memorial)
4	Jordan Brown	5-11	185	Sr-2L	Dallas, Texas (DeSoto)
5	Caleb Douglas	6-4	205	Jr-TR	Missouri City, Texas (Hightower)
6	Kelby Valsin	6-1	195	Fr-RS	Arlington, Texas (Bowie)
8	Coy Eakin	6-2	210	So-1L	Stephenville, Texas (Stephenville)
10	Drae McCray	5-9	185	Sr-1L	Tallahassee, Fla. (North Florida Christian)
11	T.J. West	6-1	200	Fr-RS	Houston, Texas (Humble)
13	Brady Boyd	6-1	195	Jr-1L	Southlake, Texas (Southlake Carroll)
14	Drew Hocutt	6-0	185	Sr-2L	Lubbock, Texas (Frenship)
18	L.J. Johnson Jr.	5-10	180	Fr-HS	Madisonville, Texas (Madisonville)
19	Haydon Wiginton	5-11	195	Jr-SQ	Midlothian, Texas (Heritage)
37	Curtis Murillo	6-1	190	Fr-RS	El Paso, Texas (Eastwood)
82	Price Morgan	5-11	190	Jr-TR	Round Rock, Texas (Pflugerville Weiss)
84	D.J. Crest	6-3	190	Fr-RS	El Paso, Texas (Parkland)
85	Aiden Meeks	5-10	180	Fr-RS	Rockwall, Texas (Rockwall)
86	Tyson Turner	6-2	210	Fr-HS	Bryan, Texas (Bryan)
87	Chandlin Myers	6-3	165	Fr-HS	Hawley, Texas (Hawley)

OFFENSIVE LINE

53	Holton Hendrix	6-4	300	Fr-HS	Lubbock, Texas (Lubbock Cooper)
54	Kaden Carr	6-6	320	Fr-RS	Canadian, Texas (Lubbock Cooper)
56	Davion Carter^	6-0	295	Sr-TR	Pearl, Miss. (Pearl)
60	Nick Fattig	6-4	290	Fr-RS	League City, Texas (Clear Springs)
62	Tyler Murray	6-4	295	Fr-HS	San Antonio, Texas (Brandeis)
63	Dylan Shaw	6-4	315	Fr-RS	Corpus Christi, Texas (Flour Bluff)
64	Jurrien Loftin	6-5	315	So-SQ	Aledo, Texas (Aledo)
65	D'Anthis Upshaw Jr.	6-5	280	Fr-HS	Irving, Texas (Irving)
66	Jackson Hildebrand	6-2	285	Fr-HS	San Antonio, Texas (Alamo Heights)
67	Dalton Merryman	6-9	305	Jr-SQ	Montgomery, Texas (Montgomery)
68	Jaxon Hughes^	6-6	310	Sr-TR	Greensboro, N.C. (Northern Guilford)
69	Caleb Rodkey	6-4	315	Jr-1L	Missouri City, Texas (Ridge Point)
70	Jacob Ponton	6-8	280	Fr-HS	Dripping Springs, Texas (Dripping Springs)
71	Vinny Sciury	6-4	305	Sr-TR	Massillon, Ohio (Perry)
72	Sheridan Wilson	6-5	300	So-SQ	Argyle, Texas (Argyle)
73	Garrett Morphis	6-4	300	Fr-RS	Monticello, Ark. (Waco Midway)
74	Daniel Sill	6-5	315	Fr-RS	College Station, Texas (A&M Consolidated)
75	Ty Buchanan	6-6	305	Jr-2L	Corpus Christi, Texas (Calallen)
76	Caleb Rogers^	6-5	310	Sr-4L	Mansfield, Texas (Lake Ridge)
77	Maurice Rodrigues	6-7	335	Jr-TR	Pasadena, Calif. (Pasadena)
78	Ellis Davis	6-7	290	Fr-HS	Prosper, Texas (Prosper)
79	Sterling Porcher	6-4	315	Sr-TR	Sumter, S.C. (Sumter)

SPECIALISTS

30	Jackson Knotts	5-11	195	Sr-3L	Plant City, Fla. (Plant City)
38	Reese Burkhardt	6-1	200	Sr-1L	Andalusia, Ala. (Andalusia)
41	Jack Burgess	6-3	215	Jr-TR	Bacchus Marsh, Victoria, Australia (St. Patrick's College)
47	Rylan Vagana	6-0	210	Fr-HS	Huntington Beach, Calif. (Mater Dei)
48	Stone Harrington	6-3	195	So-SQ	Colleyville, Texas (Colleyville)
84	Kaden Turner	6-2	200	Fr-HS	Schertz, Texas (Clemens)
99	Gino Garcia^	6-2	215	Sr-1L	Richardson, Texas (Pearce)

ALPHABETICAL

NAME	NO	POS
Joseph Adedire	14	OLB
Kendall Allen	98	OL
Tanner Allen	58	OL
Charles Anderson Jr.	97	OLB
E'Maurion Banks	8	OL
C.J. Baskerville	9	DB
Brady Boyd	13	WR
Tahj Brooks	28	RB
Cameran Brown	7	QB
Jordan Brown	4	WR
Ty Buchanan	75	OL
Jack Burgess	41	P
Reese Burkhardt	38	K
Kaden Carr	54	OL
Sam Carrell	99	OL
De'Braylon Carroll	52	OL
Davion Carter	56	OL
Jayden Cofield	51	OL
Chief Collins	29	DB
Isaiah Collins	18	DB
Jalin Conyers	12	TE
Isaiah Crawford	46	OLB
D.J. Crest	84	WR
Devynn Cromwell	22	DB
John Curry	6	LB
Ellis Davis	78	OL
JMaury Davis	23	DB
Cameron Dickey	33	RB
Luke Dillingham	39	DB
Miquel Dingle Jr.	35	LB
Caleb Douglas	5	WR
Harvey Dyson III	33	OLB
Coy Eakin	8	WR
Gage Elder	48	LB
Jack Esparza	83	TE
Malik Esquerra	24	DB
Charles Esters III	11	OLB
Nick Fattig	60	OL
Gino Garcia	99	K
Will Hammond	15	QB
Ashton Hampton	16	DB
James Hansen	91	OL
Stone Harrington	48	K
Mikal Harrison-Pilot	30	DB
Holton Hendrix	53	OL
Jackson Hildebrand	66	OL
Adam Hill	23	RB
Drew Hocutt	14	WR
Maurion Horn	4	DB
Justin Horne	36	LB
Micah Hudson	1	WR
Jaxon Hughes	68	OL
Trey Jackson	88	TE
L.J. Johnson Jr.	18	WR
Brenden Jordan	7	DB
Josh Kelly	3	WR
Jackson Knotts	30	LS
Quincy Ledet Jr.	5	OL
Chris Lemons	43	LB
Chapman Lewis	25	DB
Jason Llewellyn	89	TE
Jurrien Loftin	64	OL
Kasen Long	92	OLB
Trent Low	34	LB
Bralyn Lux	0	DB
Trevon McAlpine	95	OL
A.J. McCarty	1	DB
Drae McCray	10	WR

ALPHABETICAL

NAME	NO	POS
Aiden Meeks	85	WR
Dalton Merryman	67	OL
Oliver Miles III	15	DB
Johncarlos Miller II	9	TE
Peyton Morgan	28	DB
Price Morgan	82	WR
Garrett Morphis	73	OL
Jaden Morris	32	RB
Sammy Morris IV	26	DB
Behren Morton	2	QB
Curtis Murillo	37	WR
Tyler Murray	62	OL
Chandlin Myers	87	WR
Ansel Nedore	90	OLB
Cheta Ofili	32	OLB
Jalon Peoples	2	DB
Joseph Plunk	31	DB
Jacob Ponton	70	OL
Sterling Porcher	79	OL
Bryce Ramirez	3	LB
Marcus Ramon-Edwards	20	DB
Braylon Rigsby	94	OLB
Ben Roberts	13	LB
Charles Robinson	39	TE
Caleb Rodkey	69	OL
Jacob Rodriguez	10	LB
Maurice Roderiques	77	OL
Caleb Rogers	76	OL
Jordan Sanford	21	DB
Vinny Sciury	71	OL
Dylan Shaw	63	OL
Daniel Sill	74	OL
Eddy Smith	50	OLB
Isaac Smith	17	OLB
Wesley Smith	40	LB
Dylan Spencer	19	OLB
Macho Stevenson	12	DB
Jake Strong	17	QB
Mason Tharp	80	TE
Miles Thompson	37	DB
Terrell Tilmon	45	OLB
Kaden Turner	84	P
Tyson Turner	86	WR
D'Anthis Upshaw	65	OL
4Rylan Vagana	47	LS
Cam Ron Valdez	0	RB
Kelby Valsin	6	WR
Amier Washington	88	OLB
T.J. West	11	WR
Anthony White	38	DB
Haydon Wiginton	19	WR
Javeon Wilcox	27	DB
J'Koby Williams	20	RB
Keyshawn Williams	96	DL
Sheridan Wilson	72	OL

ROSTER BREAKDOWN BY POSITION

DEFENSIVE LINE						
5	Quincy Ledet Jr.^	6-2	315	Sr-1L	Orange, Texas (West Orange-Stark)	
8	E'Maurion Banks	6-5	300	Jr-1L	Wichita Falls, Texas (Rider)	
51	Jayden Cofield	6-2	310	Fr-RS	Austin, Texas (Manor)	
52	De'Braylon Carroll^	6-0	300	Sr-TR	Duncanville, Texas (Duncanville)	
58	Tanner Allen	6-3	285	So-SQ	Bryan, Texas (Bryan)	
91	James Hansen^	6-2	315	Sr-TR	Fontana, Calif. (Kaiser)	
95	Trevon McAlpine	6-3	305	So-1L	Saraland, Ala. (Saraland)	
96	Keyshawn Williams	6-3	310	Fr-HS	Houston, Texas (Dekaney)	
98	Kendall Allen	6-3	265	Fr-HS	Tyler, Texas (Chapel Hill)	

OUTSIDE LINEBACKERS						
11	Charles Esters III	6-3	260	Jr-1L	Cedar Hill, Texas (Cedar Hill)	
14	Joseph Adedire	6-3	265	Jr-2L	Mansfield, Texas (Mansfield Summit)	
17	Isaac Smith	6-6	260	Jr-1L	Wagoner, Okla. (Wagoner)	
19	Dylan Spencer	6-5	245	So-1L	Orange, Texas (C.E. King)	
32	Cheta Ofili	6-4	225	Fr-HS	Rowlett, Texas (Sachse)	
33	Harvey Dyson III	6-3	250	So-1L	Cedar Hill, Texas (Cedar Hill)	
45	Terrell Tilmon	6-5	235	Jr-1L	Mansfield, Texas (Mansfield Timberview)	
46	Isaiah Crawford	6-4	225	Fr-RS	Post, Texas (Post)	
50	Eddy Smith	6-6	270	Fr-HS	Pearland, Texas (Pearland Dawson)	
88	Amier Washington	6-2	270	Fr-RS	Orange, Texas (Little Cyrpress-Mauriceville)	
90	Ansel Nedore	6-3	265	Fr-RS	Round Rock, Texas (Round Rock)	
92	Kasen Long	6-5	260	Fr-HS	Shallowater, Texas (Shallowater)	
94	Braylon Rigsby	6-2	295	Fr-RS	Woodville, Texas (Woodville)	
97	Charles Anderson Jr.	6-6	265	Fr-HS	Houston, Texas (Pearland Dawson)	
99	Sam Carrell	6-4	270	Jr-SQ	Albuquerque, N.M. (Sandia)	

INSIDE LINEBACKERS						
3	Bryce Ramirez	6-2	235	Sr-2L	Missouri City, Texas (George Ranch)	
6	John Curry	6-2	225	Fr-RS	Lubbock, Texas (Coronado)	
10	Jacob Rodriguez	6-1	230	Jr-1L	Wichita Falls, Texas (Rider)	
13	Ben Roberts	6-3	230	So-1L	Haslet, Texas (Eaton)	
34	Trent Low	6-1	220	Sr-1L	Midland, Texas (Midland Lee)	
35	Miquel Dingle Jr.	6-2	220	Fr-RS	Charleston, S.C. (Byrnes)	
36	Justin Horne	6-0	220	Fr-RS	New Orleans, La. (John Curtis Christian)	
40	Wesley Smith	5-10	220	So-1L	Midland, Texas (Legacy)	
43	Chris Lemons	6-2	210	Fr-RS	Prosper, Texas (Prosper)	
48	Gage Elder	5-11	220	Jr-SQ	Rockwall, Texas (Rockwall)	

DEFENSIVE BACKS						
0	Bralyn Lux^	5-11	185	Sr-1L	San Jose, Calif. (King's Academy)	
1	A.J. McCarty	6-0	190	Jr-RS	Brownwood, Texas (Brownwood)	
2	Jalon Peoples	5-11	195	So-SQ	Cedar Hill, Texas (Cedar Hill)	
4	Maurion Horn	5-11	180	So-1L	Broken Arrow, Okla. (Broken Arrow)	
7	Brenden Jordan	6-0	210	So-1L	Mansfield, Texas (Mansfield)	
9	C.J. Baskerville	6-3	210	Sr-1L	North Richland Hills, Texas (Richland)	
12	Macho Stevenson	6-1	190	Fr-RS	Shreveport, La. (Captain Shreve)	
15	Oliver Miles III	6-2	190	Fr-HS	El Campo, Texas (El Campo)	
16	Ashton Hampton	6-0	165	Fr-HS	Pearland, Texas (Pearland)	
18	Isaiah Collins	6-3	190	Fr-HS	Huntsville, Texas (Huntsville)	
20	Marcus Ramon-Edwards	6-3	225	Fr-RS	Lubbock, Texas (Trinity)	
21	Jordan Sanford	6-0	195	So-1L	Arlington, Texas (Mansfield Timberview)	
22	Devynn Cromwell	6-0	200	Sr-TR	Toronto, Ontario, Canada (Clarkson Football North)	
23	JMaury Davis	5-11	190	Fr-RS	Clarendon, Texas (Clarendon)	
24	Malik Esquerria	6-3	195	Fr-HS	Killeen, Texas (Shoemaker)	
25	Chapman Lewis	6-1	180	So-1L	Burleson, Texas (Burleson Centennial)	
26	Sammy Morris IV	6-1	200	Jr-SQ	Prosper, Texas (Prosper)	
27	Javeon Wilcox	6-0	205	Fr-TR	Temple, Texas (Lake Belton)	
28	Peyton Morgan	6-0	180	Fr-HS	Round Rock, Texas (Pflugerville Weiss)	
29	Chief Collins	5-11	195	Jr-1L	Lucas, Texas (Lovejoy)	
30	Mikal Harrison-Pilot	6-0	210	Fr-TR	Temple, Texas (Temple)	
31	Joseph Plunk	5-10	180	Sr-2L	Amarillo, Texas (Tascosa)	
37	Miles Thompson	5-11	175	Fr-RS	Cedar Rapids, Iowa (Washington)	
38	Anthony White	6-0	195	Fr-RS	Abernathy, Texas (Abernathy)	
39	Luke Dillingham	6-1	205	Jr-SQ	Brock, Texas (Brock)	

ROSTER KEY
^ represents Super Senior who is utilizing COVID season for final year of eligibility



NATIONAL RANKINGS

ASSOCIATED PRESS (Week 5, Sept. 22)

Team	Record	Points
1. Texas (44)	4-0	1527
2. Georgia (23)	3-0	1482
3. Ohio State (5)	2-0	1432
4. Alabama	3-0	1328
5. Tennessee	4-0	1283
6. Ole Miss	4-0	1269
7. Miami (FL)	4-0	1139
8. Oregon	3-0	1073
9. Penn State	3-0	1051
10. Utah	4-0	1037
11. Missouri	4-0	1009
12. Michigan	3-1	805
13. USC	2-1	690
14. LSU	3-1	637
15. Louisville	3-0	649
16. Notre Dame	3-1	546
17. Clemson	2-1	540
18. Iowa State	3-0	530
19. Illinois	4-0	458
20. Oklahoma State	3-1	388
21. Oklahoma	3-1	375
22. BYU	4-0	327
23. Kansas State	3-1	168
24. Texas A&M	3-1	77
25. Boise State	2-1	69

RECEIVING VOTES: Washington St. 67, Indiana 63, Boston College 55, UNLV 53, Pittsburgh 37, Nebraska 25, Iowa 24, James Madison 11, South Carolina 7, Liberty 4, Arkansas 3, UCF 3, Arizona 2, SMU 2, Navy 1.

THE LAST TIME TEXAS TECH WAS...

Ranked in AP Poll	Sept. 23, 2018 (No. 25)
Ranked in Coaches' Poll	Preseason 2023 (No. 24)
RV in the AP Poll	Preseason 2023 (RV)
RV in Coaches' Poll	Preseason 2023 (No. 24)

MISCELLANEOUS RECORDS:

Highest Ranking (AP):	No. 2 (Nov. 2-16, 2008)
Highest Ranking (Coaches):	No. 2 (Nov. 9-16, 2008)
Highest Final Ranking (AP):	No. 11 (1938, 1973)
Highest Final Ranking (Coaches):	No. 11 (1973)
Consecutive Weeks Ranked (AP):	20 (2004-06)

USA TODAY AFCA COACHES POLL (Week 5, Sept. 22)

Team	Record	Points
1. Georgia (35)	4-0	1350
2. Texas (18)	4-0	1324
3. Ohio State (2)	3-0	1279
4. Alabama	4-0	1185
5. Ole Miss	4-0	1145
6. Tennessee	4-0	1094
7. Oregon	3-0	1016
8. Penn State	3-0	967
9. Miami (FL)	4-0	912
10. Utah	4-0	904
11. Missouri	4-0	887
12. Michigan	3-1	632
13. LSU	3-1	632
14. Notre Dame	3-1	553
15. Clemson	2-1	542
16. USC	2-1	520
17. Louisville	3-0	509
18. Oklahoma	3-1	404
19. Iowa State	3-0	386
20. Oklahoma State	3-1	326
21. Illinois	4-0	307
22. BYU	4-0	167
23. UNLV	3-0	124
24. Texas A&M	3-1	119
25. Kansas State	3-1	116

RECEIVING VOTES: Washington State 94, Indiana 67, Pittsburgh 50, Boise State 42, UCF 35, Iowa 34, Arizona 16, Boston College 15, Duke 14, James Madison 13, Nebraska 7, Washington 6, Rutgers 5, Colorado 5, SMU 4, South Carolina 2, Navy 2, Liberty 2, Arkansas 2.

COLLEGE FOOTBALL PLAYOFF

Team	Record	Points
First poll debuts Nov. 5		

BIG 12 CONFERENCE 2024-27 SCHEDULING MATRIX

2024

Date	Opponent	Location
A31	Abilene Christian	Lubbock, TX
S7	at Washington State	Pullman, WA
S14	North Texas	Lubbock, TX
S21	Arizona State*	Lubbock, TX
S28	Cincinnati*	Lubbock, TX
O5	at Arizona*	Tuscon, AZ
O19	Baylor*	Lubbock, TX
O26	at TCU*	Fort Worth, TX
N2	at Iowa State*	Ames, IA
N9	Colorado*	Lubbock, TX
N23	at Oklahoma State*	Stillwater, OK
N30	West Virginia*	Lubbock, TX

* = Big 12 game
All future conference dates (2025-27) are TBD

2025

Date	Opponent	Location
A30	Arkansas-Pine Bluff	Lubbock, TX
S6	Kent State	Lubbock, TX
S13	Oregon State	Lubbock, TX
	BYU*	Lubbock, TX
	Kansas*	Lubbock, TX
	Oklahoma State*	Lubbock, TX
	UCF*	Lubbock, TX
	at Arizona State*	Tempe, AZ
	at Houston*	Houston, TX
	at Kansas State*	Manhattan, KS
	at Utah*	Salt Lake City, UT
	at West Virginia*	Morgantown, WV

2026

Date	Opponent	Location
S5	Abilene Christian	Lubbock, TX
S12	at Oregon State	Corvallis, OR
S26	Sam Houston	Lubbock, TX
	Arizona*	Lubbock, TX
	Arizona State*	Lubbock, TX
	Houston*	Lubbock, TX
	TCU*	Lubbock, TX
	West Virginia*	Lubbock, TX
	at Baylor*	Waco, TX
	at Cincinnati*	Cincinnati, OH
	at Colorado*	Boulder, CO
	at Oklahoma State*	Stillwater, TX

2027

Date	Opponent	Location
S4	Arkansas-Pine Bluff	Lubbock, TX
S11	at North Texas	Denton, TX
S18	N.C. State	Lubbock, TX
	Baylor*	Lubbock, TX
	Iowa State*	Lubbock, TX
	Kansas State*	Lubbock, TX
	Utah*	Lubbock, TX
	at BYU*	Provo, UT
	at Houston*	Houston, TX
	at Kansas*	Lawrence, KS
	at TCU*	Fort Worth, TX
	at UCF*	Orlando, FL



COME-FROM-BEHIND WINS

The victory over UCF in the home finale marked the 26th time since 2000 that the Red Raiders overcame a double-digit deficit to win. Below is a listing of Texas Tech's come-from-behind wins during that span:

DATE	OPPONENT	DEFICIT	RESULT
Dec. 29, 2006	vs. Minnesota*	31	W, 44-41 (OT)
Sept. 25, 2004	Kansas	25	W, 31-30
Sept. 18, 2004	TCU	21	W, 70-35
Oct. 1, 2011	at Kansas	20	W, 45-34
Nov. 26, 2022	Oklahoma	18	W, 51-48 (OT)
Oct. 5, 2002	at #23 Texas A&M	18	W, 48-47 (OT)
Nov. 18, 2006	Oklahoma State	17	W, 30-24
Nov. 18, 2023	UCF	14	W, 24-23
Sept. 24, 2022	#22 Texas	14	W, 37-34 (OT)
Sept. 4, 2021	vs. Houston	14	W, 38-21
Nov. 14, 2020	Baylor	14	W, 24-23
Sept. 24, 2011	Nevada	14	W, 35-34
Nov. 6, 2010	at #14 Missouri	14	W, 27-17
Nov. 29, 2008	Baylor	14	W, 35-28
Jan. 1, 2008	vs. Virginia	14	W, 31-28
Sept. 8, 2007	UTEP	14	W, 45-31
Nov. 1, 2003	Colorado	14	W, 26-21
Nov. 16, 2002	#3 Texas	14	W, 42-38
Oct. 19, 2013	at West Virginia	11	W, 37-27
Nov. 24, 2017	at Texas	10	W, 27-23
Nov. 22, 2014	at Iowa State	10	W, 34-31
Oct. 5, 2013	at Kansas	10	W, 54-16
Oct. 20, 2012	at #21 TCU	10	W, 56-56 (3OT)
Sept. 3, 2011	Texas State	10	W, 50-10
Oct. 23, 2010	at Colorado	10	W, 27-24
Nov. 21, 2009	vs. Baylor	10	W, 20-13

* indicates largest come-from-behind win in FBS bowl history.

ALL-TIME OVERTIME GAMES

Texas Tech is 10-8 all-time in overtime games since the NCAA began allowing games to go past regulation in 1996. Below is a listing of Texas Tech's all-time results in overtime:

DATE	OPPONENT	RESULT
Aug. 31, 2024	Abilene Christian	W, 52-51 (OT)
Sept. 2, 2023	at Wyoming	L, 33-35 (2OT)
Nov. 26, 2022	Oklahoma	W, 51-48 (OT)
Sept. 24, 2022	#22 Texas	W, 37-34 (OT)
Sept. 10, 2022	#25 Houston	W, 33-30 (2OT)
Sept. 26, 2020	#8 Texas	L, 56-63 (OT)
Oct. 12, 2019	at #22 Baylor	L, 30-33 (2OT)
Nov. 4, 2017	Kansas State	L, 35-42 (OT)
Oct. 29, 2016	at TCU	W, 27-24 (2OT)
Nov. 24, 2012	vs. Baylor	L, 45-52 (OT)
Nov. 10, 2012	Kansas	W, 41-34 (2OT)
Oct. 20, 2012	at #21 TCU	W, 56-53 (3OT)
Oct. 11, 2008	Nebraska	W, 37-31 (OT)
Dec. 29, 2006	vs. Minnesota	W, 44-41 (OT)
Sept. 9, 2006	at UTEP	W, 38-35 (OT)
Nov. 13, 2004	at #22 Texas A&M	L, 25-32 (OT)
Oct. 5, 2002	at #23 Texas A&M	W, 48-47 (OT)
Sept. 21, 2002	#16 N.C. State	L, 48-51 (OT)
Oct. 6, 2001	Kansas	L, 31-34 (2OT)

2024 OPPONENT SCHEDULES/RESULTS



ABILENE CHRISTIAN
2-2, 1-0 UAC
Aug. 31 • 6:30 p.m.
Lubbock, Texas

Date	Opponent	Time/Result
Aug. 31	at Texas Tech	L, 51-52 (OT)
Sept. 7	West Georgia	W, 38-24
Sept. 14	at Northern Colorado	W, 24-22
Sept. 21	Idaho	L, 24-27
Sept. 28	at Utah Tech	8 p.m.
Oct. 5	Central Arkansas	3 p.m.
Oct. 12	at North Alabama	6 p.m.
Oct. 19	Eastern Kentucky	3 p.m.
Nov. 2	Southern Utah	3 p.m.
Nov. 9	at Austin Peay	3 p.m.
Nov. 16	at Tarleton State	6 p.m.
Nov. 23	at Stephen F. Austin	2 p.m.



WASHINGTON STATE
4-0, 0-0 Pac-12
Sept. 7 • 9:00 p.m.
Pullman, Wash.

Date	Opponent	Time/Result
Aug. 31	Portland State	W, 70-30
Sept. 7	Texas Tech	W, 37-16
Sept. 14	vs. Washington	W, 24-19
Sept. 20	San Jose State	W, 54-52 ^{2OT}
Sept. 28	at Boise State	9 p.m.
Oct. 12	at Fresno State	TBA
Oct. 19	Hawaii	TBA
Oct. 26	at San Diego State	9:30 p.m.
Nov. 9	Utah State	TBA
Nov. 16	at New Mexico	TBA
Nov. 23	at Oregon State	6 p.m.
Nov. 30	Wyoming	5:30 p.m.



NORTH TEXAS
3-1, 0-0 AAC
Sept. 16 • 11 a.m.
Lubbock, Texas

Date	Opponent	Time/Result
Aug. 31	at South Alabama	W, 52-38
Sept. 7	Stephen F. Austin	W, 35-20
Sept. 14	at Texas Tech	L, 21-66
Sept. 21	Wyoming	W, 44-17
Sept. 28	Tulsa	6 p.m.
Oct. 12	at Florida Atlantic	TBA
Oct. 19	at Memphis	TBA
Oct. 26	Tulane	TBA
Nov. 9	Army	TBA
Nov. 15	at UTSA	8 p.m.
Nov. 23	East Carolina	TBA
Nov. 30	at Temple	TBA



ARIZONA ST SUN DEVILS
3-1, 0-1 Big 12
Sept. 21 • 2:30 p.m.
Lubbock, Texas

Date	Opponent	Time/Result
Aug. 31	Wyoming	W, 48-7
Sept. 7	Mississippi State	W, 30-23
Sept. 14	at Texas State	W, 31-28
Sept. 21	at Texas Tech	L, 22-30
Oct. 5	Kansas	TBA
Oct. 11	Utah	9:30 p.m.
Oct. 19	at Cincinnati	TBA
Nov. 2	at Oklahoma State	TBA
Nov. 9	UCF	TBA
Nov. 16	at Kansas State	TBA
Nov. 23	BYU	TBA
Nov. 30	at Arizona	TBA



CINCINNATI BEARCATS
3-1, 1-0 Big 12
Sept. 28 • 7 p.m.
Lubbock, Texas

Date	Opponent	Time/Result
Aug. 31	Towson	W, 38-20
Sept. 7	Pittsburgh	L, 27-28
Sept. 14	at Miami (OH)	W, 27-16
Sept. 21	Houston	W, 34-0
Sept. 28	at Texas Tech	7 p.m.
Oct. 12	at UCF	TBA
Oct. 19	Arizona State	TBA
Oct. 26	at Colorado	TBA
Nov. 9	West Virginia	TBA
Nov. 16	at Iowa State	TBA
Nov. 23	at Kansas State	TBA
Nov. 30	TCU	TBA



ARIZONA WILDCATS
2-1, 0-0 Big 12
Oct. 5 • TBA
Tucson, Ariz.

Date	Opponent	Time/Result
Aug. 31	New Mexico	W, 61-39
Sept. 7	Northern Arizona	W, 22-10
Sept. 14	at Kansas State	L, 7-31
Sept. 28	at Utah	8:15 p.m.
Oct. 5	Texas Tech	TBA
Oct. 12	at BYU	TBA
Oct. 19	Colorado	TBA
Oct. 26	West Virginia	TBA
Nov. 2	at UCF	TBA
Nov. 16	Houston	9:15 p.m.
Nov. 23	at TCU	TBA
Nov. 30	Arizona State	TBA



BAYLOR BEARS
2-2, 0-1 Big 12
Oct. 19 • TBA
Lubbock, Texas

Date	Opponent	Time/Result
Aug. 31	Tarleton State	W, 45-3
Sept. 7	at Utah	L, 12-23
Sept. 14	Air Force	W, 31-3
Sept. 21	at Colorado	L, 31-38 ^{OT}
Sept. 28	BYU	11 a.m.
Oct. 5	at Iowa State	TBA
Oct. 19	at Texas Tech	TBA
Oct. 26	Oklahoma State	TBA
Nov. 2	TCU	TBA
Nov. 16	at West Virginia	TBA
Nov. 23	at Houston	TBA
Nov. 30	Kansas	TBA



TCU HORNED FROGS
2-2, 0-1 Big 12
Oct. 26 • TBA
Fort Worth, Texas

Date	Opponent	Time/Result
Aug. 30	at Stanford	W, 34-27
Sept. 7	Long Island Univ.	W, 45-0
Sept. 14	UCF	L, 34-35
Sept. 21	at SMU	L, 42-66
Sept. 28	at Kansas	2:30 p.m.
Oct. 5	Houston	6:30 p.m.
Oct. 19	at Utah	TBA
Oct. 26	Texas Tech	TBA
Nov. 2	at Baylor	TBA
Nov. 9	Oklahoma State	TBA
Nov. 23	Arizona	TBA
Nov. 30	at Cincinnati	TBA



IOWA STATE CYCLONES
3-0, 0-0 Big 12
Nov. 2 • TBA
Ames, Iowa

Date	Opponent	Time/Result
Aug. 31	North Dakota	W, 21-3
Sept. 7	at Iowa	W, 20-19
Sept. 21	Arkansas State	W, 52-7
Sept. 28	at Houston	6 p.m.
Oct. 5	Baylor	TBA
Oct. 12	at West Virginia	TBA
Oct. 19	UCF	TBA
Nov. 2	Texas Tech	TBA
Nov. 9	at Kansas	TBA
Nov. 16	Cincinnati	TBA
Nov. 23	at Utah	TBA
Nov. 30	Kansas State	TBA



COLORADO BUFFALOES
3-1, 1-0 Big 12
Nov. 9 • TBA
Lubbock, Texas

Date	Opponent	Time/Result
Aug. 31	North Dakota State	W, 31-26
Sept. 7	at Nebraska	L, 10-28
Sept. 14	at Colorado State	W, 28-9
Sept. 21	Baylor	W, 38-31 ^{OT}
Sept. 28	at UCF	2:30 p.m.
Oct. 12	Kansas State	TBA
Oct. 19	at Arizona	TBA
Oct. 26	Cincinnati	TBA
Nov. 9	at Texas Tech	TBA
Nov. 16	Utah	TBA
Nov. 23	at Kansas	TBA
Nov. 29	Oklahoma State	TBA



OKLAHOMA ST COWBOYS
3-1, 0-1 Big 12
Nov. 23 • TBA
Stillwater, Okla.

Date	Opponent	Time/Result
Aug. 31	South Dakota State	W, 44-20
Sept. 7	Arkansas	W, 39-31
Sept. 14	at Tulsa	W, 45-10
Sept. 21	Utah	L, 19-22
Sept. 28	at Kansas State	11 a.m.
Oct. 5	West Virginia	TBA
Oct. 19	at BYU	9:15 p.m.
Oct. 26	at Baylor	TBA
Nov. 2	at Arizona State	TBA
Nov. 9	at TCU	TBA
Nov. 23	Texas Tech	TBA
Nov. 29	at Colorado	11 a.m.



WEST VIRGINIA
2-2, 0-0 Big 12
Nov. 30 • TBA
Lubbock, Texas

Date	Opponent	Time/Result
Aug. 31	#8 Penn State	L, 12-34
Sept. 7	UAlbany	W, 49-14
Sept. 14	at Pittsburgh	L, 34-38
Sept. 21	Kansas	W, 32-28
Oct. 5	at Oklahoma State	TBA
Oct. 12	Iowa State	TBA
Oct. 19	Kansas State	TBA
Oct. 26	at Arizona	TBA
Nov. 9	at Cincinnati	TBA
Nov. 16	Baylor	TBA
Nov. 23	UCF	TBA
Nov. 30	at Texas Tech	TBA

WEEK FIVE DEPTH CHART

OFFENSE

QB	2	Behren Morton	6-2	215	Jr.-2L
	7	Cameran Brown	6-2	230	So.-TR
RB	28	Tahj Brooks	5-10	230	Sr.-4L
	33	Cameron Dickey	5-10	215	Fr.-HS
	20	J'Koby Williams	5-10	180	Fr.-HS
Y	3	Josh Kelly	6-1	195	Sr.-TR
	6	Kelby Valsin	6-1	195	Fr.-RS
Z	5	Caleb Douglas	6-4	205	Jr.-TR
	1	Micah Hudson	6-0	195	Fr.-HS
H	10	Drae McCray	5-9	185	Sr.-1L
	4	Jordan Brown	5-11	185	Sr.-2L
X	8	Coy Eakin	6-2	210	So.-1L
	13	Brady Boyd	6-1	195	Jr.-1L

DEFENSE

NT	5	Quincy Ledet Jr.	6-2	315	Sr.-1L	
	-or-	52	De'Braylon Carroll	6-0	300	Sr.-TR
	-or-	91	James Hansen	6-2	315	Sr.-TR
DT	8	E'Maurion Banks	6-5	300	Jr.-1L	
		51	Jayden Cofield	6-2	310	Fr.-RS
	-or-	95	Trevon McAlpine	6-3	305	So.-1L
OLB	33	Harvey Dyson III	6-3	250	So.-1L	
	-or-	17	Isaac Smith	6-6	260	Jr.-1L
		90	Ansel Nedore	6-3	265	Fr.-RS
WILL	10	Jacob Rodriguez	6-1	230	Jr.-1L	
		3	Bryce Ramirez	6-2	235	Sr.-2L
MIKE	13	Ben Roberts	6-3	230	So.-1L	
		6	John Curry	6-2	225	Fr.-RS
		35	Miquel Dingle Jr.	6-2	230	Fr.-RS
OLB	88	Amier Washington	6-2	270	Fr.-RS	
		94	Braylon Rigsby	6-2	295	Fr.-RS
		99	Sam Carrell	6-4	270	Jr.-SQ

SPECIAL TEAMS

P	41	Jack Burgess	6-3	215	Jr.-TR
	84	Kaden Turner	6-2	200	Fr.-HS
K -or-	99	Gino Garcia	6-2	215	Sr.-1L
	38	Reese Burkhardt	6-1	200	Sr.-1L
LS	30	Jackson Knotts	5-11	195	Sr.-3L
	47	Rylan Vagana	6-0	210	Fr.-HS
KO	38	Reese Burkhardt	6-1	200	Sr.-1L
	99	Gino Garcia	6-2	215	Sr.-RS
H	41	Jack Burgess	6-3	215	Jr.-TR
	2	Behren Morton	6-2	215	Jr.-2L

TE	80	Mason Tharp	6-9	270	Sr.-3L	
	-or-	12	Jalin Conyers	6-4	265	Sr.-TR
	-or-	9	Johncarlos Miller II	6-5	240	Jr.-TR
LT	67	Dalton Merryman	6-9	305	Jr.-SQ	
	-or-	79	Sterling Porcher	6-4	315	Sr.-TR
LG	76	Caleb Rogers	6-5	310	Sr.-4L	
		63	Dylan Shaw	6-4	315	Fr.-RS
	-or-	53	Holton Hendrix	6-4	300	Fr.-HS
C	72	Sheridan Wilson	6-5	300	So.-SQ	
		69	Caleb Rodkey	6-4	315	Jr.-1L
RG	56	Davion Carter	6-0	295	Sr.-TR	
		74	Daniel Sill	6-5	315	Fr.-RS
RT	75	Ty Buchanan	6-6	305	Jr.-2L	
		68	Jaxon Hughes	6-6	310	Sr.-TR

STAR	1	A.J. McCarty	6-0	190	Jr.-RS
	-or- 7	Brenden Jordan	6-0	210	So.-1L
CB	0	Bralyn Lux	5-11	185	Sr.-1L
	2	Jalon Peoples	5-11	195	So.-SQ
	-or- 12	Macho Stevenson	6-1	190	Fr.-RS
FS	25	Chapman Lewis	6-1	180	So.-1L
	21	Jordan Sanford	6-0	195	So.-1L
SS	9	C.J. Baskerville	6-3	210	Sr.-1L
	31	Joseph Plunk	5-10	180	Sr.-2L
CB	4	Maurion Horn	5-11	180	So.-1L
	22	Devynn Cromwell	6-0	200	Sr.-TR

WEEKLY AVAILABILITY REPORT

Texas Tech will adopt a new availability reporting procedure beginning this season that is intended to provide the public and the media with timely information regarding the availability of student-athletes. Each week during the regular season, the Texas Tech sports medicine staff will provide an availability report for that week's game notes. The availability report will break student-athletes into three categories: out for season, out for upcoming contest and questionable. If a student-athlete will not return from injury during the season, he will be listed as "out for the season" each week. Texas Tech will list the nature of the injury based on the area it occurred (i.e. knee, ankle, upper body).

Outside of this update each Monday, the Texas Tech coaching staff will no longer go into detail on the nature of an injury. This will include the availability of student-athletes for practice that week. Again, the goal is to provide the media with this information ahead of Monday's regularly-scheduled press conferences with head coach Joey McGuire and coordinators.

Prior to each game, the athletics communications office will email an availability update roughly 45 minutes prior to kickoff. This report will only include student-athletes listed that week on Texas Tech's depth chart or key contributors to special teams, not its entire roster.

OUT FOR SEASON

Name	Class	Pos.	Location
Dylan Spencer	So.	OLB	Knee
Joseph Adedire	Jr.	OLB	Knee
Vinny Sciury	Sr.	OL	Knee
Cam'Ron Valdez	Jr.	RB	Knee

OUT FOR CINCINNATI

Name	Class	Pos.	Location
Javeon Wilcox	R-Fr.	DB	Knee

QUESTIONABLE FOR CINCINNATI

Name	Class	Pos.	Location
Jordan Brown	Sr.	WR	Shoulder
De'Braylon Carroll	Sr.	DL	Leg
Charles Esters III	Jr.	OLB	Thigh
Josh Kelly	Sr.	WR	Ankle
Bralyn Lux	Sr.	DB	Thigh
Ben Roberts	So.	LB	Shoulder
Amier Washington	RFr.	OLB	Hip

OFFENSIVE DEPTH CHART: NOTES

<div>LEFT TACKLE</div> <div>67 DALTON MERRYMAN Jr. 6-9 305</div> <div><ul style="list-style-type: none">• Missed entirety of first season as a Red Raider in '23 due to injury. Cited by McGuire as one the biggest gainers from spring to fall. Made first career start Sept. 14 vs. UNT. Saw extended action on first team during this past preseason camp while Porcher earned an injury. A transfer from Blinn JC.</div>	<div>LEFT GUARD</div> <div>76 CALEB ROGERS Sr. 6-5 310</div> <div><ul style="list-style-type: none">• With 46 consecutive starts, by far the most exp. player in the offense. Shifted between LT/RT in first 44 gms; started last two games at guard. Streak dates to 2020 freshman season. On Feldman's '24 Freaks List: power cleaned 406 lbs. & squatted 600+ lbs. Clocked 18.8 mph running.</div>	<div>CENTER</div> <div>72 SHERIDAN WILSON So. 6-5 300</div> <div><ul style="list-style-type: none">• Comes from a strong lineage of football players. His father Jon Wilson, a four-year starter for Auburn from 1988-92, and his older brother, Preston Wilson, is currently a senior at Oklahoma State and its starting center. Won Class 4A Division I state title junior season. Teammates call him Sheri.</div>	<div>RIGHT GUARD</div> <div>56 DAVION CARTER Sr. 6-0 295</div> <div><ul style="list-style-type: none">• Another veteran cog added to the OL, having started at RG in all 23 games he played in at Memphis the past two seasons. PFF states he surrendered one sack in exactly 1,000 opportunities in that time. From Pearl, Miss.; a member of Pearl's 2017 6A state championship team.</div>	<div>RIGHT TACKLE</div> <div>75 TY BUCHANAN Jr. 6-6 305</div> <div><ul style="list-style-type: none">• Started back-to-back games (at WSU/UNT) for first time in career. Had served as the primary backup at tackle the prev. two seasons. Arrived summer of '22; a transfer after one season at USC. 1st career start came at TCU (11/5/22). A consensus top-100 state recruit out of Corpus Christi Calallen.</div>
<div>79 STERLING PORCHER Sr. 6-4 315</div> <div><ul style="list-style-type: none">• Pronounced pore-Shay. Joined Tech after starting in all 25 games of his two-year career at MTSU. 1,446 of 1,448 snaps came at LT during that time. Prior to MTSU, helped lead JC team to the NJCAA Natty in '21. Hosted by Caleb Rogers on recruiting visit. Has one season of eligibility left.</div>	<div>63 DYLAN SHAW R-Fr. 6-4 315</div> <div><ul style="list-style-type: none">• Another Corpus Christi product alike teammate Ty Buchanan. Registered 40-yd dash at 4.9 seconds out of HS weighing 300 lbs. Tabbed a Top-100 recruit in Texas by 247, Rivals and ESPN. Did not see game action as a true freshman in 2023; redshirted.</div>	<div>69 CALEB RODKEY Jr. 6-4 315</div> <div><ul style="list-style-type: none">• Enters the two-deep in fourth season with the Red Raiders after consistently getting reps at C with the 2's throughout this past preseason camp. Appeared in first 12 career games in 2023 as part of the field goal protection unit. Was a TSWA Class 6A first team all-state selection as a senior in 2020.</div>	<div>74 DANIEL SILL R-Fr. 6-5 315</div> <div><ul style="list-style-type: none">• Redshirted in '23; scout team player. Started at both tackle spots during high school career. A back-to-back first team All-District selection in junior and senior seasons at SA A&M Consolidated High School in his hometown of College Station, Texas. Rated a four-star recruit by On3.com.</div>	<div>68 JAXON HUGHES Sr. 6-6 310</div> <div><ul style="list-style-type: none">• Arrived at Texas Tech following one season at South Carolina and after years at Charlotte. Struggled with injuries, limiting him to two games played during his lone season at SC. Started 18 gms at Charlotte (16 at LT). Mother played softball at Ohio State & older sister, Maddux, played at Charlotte.</div>
<div>WIDE RECEIVER (Y)</div> <div>3 JOSH KELLY Sr. 6-1 195</div> <div><ul style="list-style-type: none">• A coveted transfer from Washington State that will spend final season of eligibility at Tech. Led the Cougars with 923 yards & eight TDs in 2023. Earned degree at WSU, allowing immediate eligibility at Tech. Is a Fresno, Calif. native, having played first four collegiate years at hometown Fresno State.</div>	<div>WIDE RECEIVER (H)</div> <div>10 DRAE MCCRAY Sr. 5-9 185</div> <div><ul style="list-style-type: none">• Enters season on the Hornung watch list; one the nation's premier kick returners in '23 ready to contribute on offense as he did as an FCS All-American at Austin Peay in 2021-22 - where TE coach Josh Cochran was previously. Ranked fifth among Power 5 returners in kick return average (27.6) in '23. Likes to fish. From Tallahassee, Fla.</div>	<div>WIDE RECEIVER (Z)</div> <div>5 CALEB DOUGLAS Jr. 6-4 205</div> <div><ul style="list-style-type: none">• A Texas native that transferred to the Red Raiders after two seasons at Florida. Appeared in 13 games in his career in Gainesville and made seven starts. Suffered a season-ending injury in '23 after starting first five games. Signed w/ UF over offers from USC, LSU, Notre Dame and others. His father played QB at Vanderbilt & Texas Southern.</div>	<div>WIDE RECEIVER (X)</div> <div>8 COY EAKIN So. 6-2 210</div> <div><ul style="list-style-type: none">• Led the nation with 2,140 receiving yards in HS senior season as he helped his team win the 2021 Class 4A D-I state title. Started true freshman season on Tech's 2-deep, like Micah Hudson. Has battled injuries, missing most of '22 season and first 3 gms. of '23. Developed into a key '23 target in Big 12 play; led team in 100-yd gms with two.</div>	<div>TIGHT END</div> <div>80 MASON THARP Sr. 6-9 270</div> <div><ul style="list-style-type: none">• Added 20 lbs. to his 6-9 frame since arriving to Texas Tech. Wears 3X-size gloves for hands that measure 10.5 inches. Caught Behren Morton's 1st career TD pass (9/3/22, vs. Murray St.). From Klein, Texas, NW Houston area. His older sister, Cameron, played soccer at Oklahoma (2018-21). Enjoys hunting, fishing & water sports.</div>
<div>6 KELBY VALSIN R-Fr. 6-1 195</div> <div><ul style="list-style-type: none">• A 2023 redshirt. Was a top WR prospect in the state of Texas despite not playing football until his junior year. Caught more than 100 passes as a 2,000-yard receiver over his HS career to garner first team All-District 8-6A accolades each of his two seasons. Older brother, Jimmy Valsin III, is a 4th-year junior WR at Oregon State.</div>	<div>4 JORDAN BROWN Jr. 5-11 185</div> <div><ul style="list-style-type: none">• In third season at Tech after two years at Kansas (2020-21). First emerged as a KR threat late in the '22 season before becoming a contributor in the pass game in '23. Totaled five explosive catches, ranking third-most on the team. Placed on scholarship in the spring, surprised in the first team meeting back from Xmas by Coach McGuire.</div>	<div>1 MICAH HUDSON Fr. 6-0 195</div> <div><ul style="list-style-type: none">• A consensus 5-star recruit by Rivals, 247Sports, On3 and ESPN. The highest-rated recruit to sign with Tech during the internet ranking era. Dubbed as the No. 1 player in Texas and the No. 3 wide out in the nation. Was on the receiving end of 70 catches for 1,353 yards and 18 touchdowns as a senior.</div>	<div>13 BRADY BOYD R-Jr. 6-1 195</div> <div><ul style="list-style-type: none">• Third-year Red Raider that transferred from Minnesota; welcomed by a familiar face in Joey McGuire; McGuire and Kris Boyd, Brady's father, coached together at Cedar Hill HS. Played sparingly in '23 to preserve redshirt season. Saw action in nine games as a true frosh at Minnesota; made first career start in '22 vs. Oklahoma.</div>	<div>12 JALIN CONYERS Sr. 6-4 265</div> <div><ul style="list-style-type: none">• Returned to West Texas after spending last four collegiate years out of the state. Attended Gruver HS in the Texas Panhandle before a year at OU and the last three at Arizona St. Behren Morton, a West Texas ally, has known since the 3rd grade. Despite a 2A program, was a consensus top-40 prospect w/ offers to Georgia, Ohio St, LSU...</div>
<div>QUARTERBACK</div> <div>2 BEHREN MORTON Jr. 6-2 220</div> <div><ul style="list-style-type: none">• After being thrust into the starting role his redshirt freshman ('22) and sophomore ('23) seasons due to injuries suffered by Tyler Shough, who will be a seventh-year senior at Louisville in 2024, enters his junior season as the starter. Morton was named one of five team captains for the 2024 season on Jan. 24, 2024, validating an unquestioned leadership role as he embarked on his first offseason of spring practices, summer workouts and preseason training camp as the starting quarterback. While gaining starting experience as a young quarterback, he has not been immune to injuries himself over the last two seasons, but when healthy, owns an 10-4 career record in games he's started as well as finished. Touted as the highest-rated QB signee in program history. Starting debut came on the road, Oct. 8, 2022, at No. 7 Oklahoma State - answered by becoming fourth freshman since 1999 to have 300-yard passing game in first career start. Totaled more than 8,800 passing yards and 84 touchdowns in three seasons at Eastland High School. He was a consensus four-star prospect, ranking sixth nationally among pro-style quarterbacks. He grew up in Lubbock for part of his youth as his father was the head football coach at Monterey HS in Lubbock for 11 years.</div>		<div>RUNNING BACK</div> <div>28 TAHJ BROOKS Sr. 5-10 230</div> <div><ul style="list-style-type: none">• Enters his final season of eligibility chasing the Texas Tech career rushing yards record set by Byron Hanspard (1994-96), needs 788 rushing yards in 2024 to tie Hanspard's record of 4,219 yards. Owns 15 career 100-yard games, which ranks fourth all-time in program history, trailing only the likes of Hanspard (21), James Gray (18) and Byron Morris (16). Will look to become only the fourth Red Raider in program history to lead the team in rushing in four different seasons, joining Taurean Henderson (2002-05), Ricky Williams (1997-98, 2000-01) and James Gray (1986-89). From Austin area Manor HS where he registered three seasons of at least 1,000 yards rushing. Brooks held his first youth camp in June 2023 at Manor High School; a free event that had more than 200 kids attend his camp on Father's Day, June 18. An endzone celebration pointing to his wrist to open the 2021 season versus Houston at NRG Stadium, which has grown into the staple slogan, "Tahj Time." This past summer, it morphed into <i>TahjTime.com</i>, prior to Big 12 Media Day in Las Vegas, a place where updated news and videos of Brooks can be found each week during the 2024 season.</div>		
<div>7 CAMERAN BROWN So. 6-2 230</div> <div><ul style="list-style-type: none">• Tabbed Texas Tech's back-up quarterback after the Red Raiders' spring game on April 20, 2024. Head Coach Joey McGuire said after spring game, "I hate to bring this up, because it's a nightmare for me, but I think you would see a lot of what K-State [did with Avery Johnson] ... I think you would see a lot of that style football whenever Cam is in the game." Joined Texas Tech from West Georgia (a D-II program in 2023/joined ASUN starting in 2024). Was tabbed the Gulf South Conference Offensive Freshman of the Year after throwing for 914 yards and 10 touchdowns in 2023, while adding an additional 478 yards and six scores on the ground. Became the first West Georgia standout to garner Freshman of the Year honors since 2010.</div>		<div>33 CAMERON DICKEY Fr. 5-10 215</div> <div><ul style="list-style-type: none">• A true freshman at Texas Tech. Touted as one of the most prolific athletes in Austin ISD history out of Crockett High School in Austin, Texas - the same region Tahj Brooks hails from. Played both ways throughout a four-year varsity career, while also serving as punter. On offense, primarily played quarterback, combined for 2,963 passing yards and 33 touchdowns, while also rushing for 4,065 yards and 61 touchdowns over his four seasons. Helped lead his high school to its first playoff win in 26 years during senior season. Is another Texas Tech signee who excelled in track and field, member of the basketball and baseball programs as well, earning first team all-district honors as an outfielder for sophomore and junior seasons and helped the basketball program to back-to-back district titles. Ranked as a four-star prospect by On3 and a three-star recruit by both 247Sports and Rivals.</div>		



DEFENSIVE DEPTH CHART: NOTES

TACKLE

5 QUINCY LEDET JR.

Sr. | 6-2 | 315

• Saw most interior snaps (370) in '23 outside of Red Raider stalwart starters Tony Bradford Jr. (658) and Jaylon Hutchings (491). Played HS football at same HS that TTU GM James Blanchard did during his playing days - both from Orange, TX. Was able to squat over 500 lbs. and bench over 400 lbs. this summer.

52 DE'BRAYLON CARROLL

Sr. | 6-0 | 300

• Set for his sixth collegiate football season; first as a Red Raider. Appeared in 42 games, making 20 starts over five seasons at Rice. Had existing relationship with Coach Zarnell Fitch, having previously recruited while at TCU out of Duncanville HS. Goes by the nickname, "D.B."

WILL

10 JACOB RODRIGUEZ

R-Jr. | 6-1 | 230

• A HS QB that spent first collegiate season at U of Virginia in '21 as a QB, blossomed into a productive Tech linebacker in '22. Missed most of '23 season after injury in season-opener; returned at end of season-name Defensive MVP of bowl while retaining RS year. Is one of two players on the team who is married.

3 BRYCE RAMIREZ

Sr. | 6-2 | 235

• Has a well-documented story having suffered a compound leg fracture in first career start at NC State (9/17/22). But it wasn't the first time he overcame adversity, now a team captain in 2024; he earned a roster spot at Tech during walk-on try outs in 2019. Surprised with a scholarship prior to the 2021 season getting underway.

NOSE

8 E'MAURION BANKS

Jr. | 6-5 | 305

• Sits atop the depth chart entering fourth season at Texas Tech. Shined in the absence of Jaylon Hutchings in the Independence Bowl versus Cal, posting 5 TKL, 2.0 TFL & 1.0 sacks. Had the fourth-most snaps on the DL behind Goes by the nickname "Dooda".

51 JAYDEN COFIELD

R-Fr. | 6-2 | 310

• Appeared in 3 gms as a true fr. in '23. Attended Manor HS, the same HS as Tahj Brooks attended; did not play HS together but has known Tahj since 8-years-old; played little league football together growing up. Was a unanimous first team All-District 25-6A selection as a senior. A psychology major.

MIKE

13 BEN ROBERTS

So. | 6-3 | 230

• Thrust into starting LB role as a R-Fr. in last season's week 2 contest vs. Oregon; delivered w/ 12 tkls, 1.5 TFLs, 0.5 sacks and 1 FF in first career start. Went from six snaps in week one to 71 vs. UO. Capitalized on opportunity, earning Freshman All-America honors and was the Big 12 Freshman OTY. Went from safety in HS to LB in college.

6 JOHN CURRY

R-Fr. | 6-2 | 225

• Born in Lubbock to Red Raider parents Ryan and Jolee Luce. Ryan was on the football and track teams (1999-01) while mother was a standout WBB player under Marsha Sharp (2000-04). Appeared in five games as a true freshman; redshirt season. Was 195 lbs. on signing day (12/21/22); is 30 lbs. heavier entering 2nd year at TTU.

EDGE

33 HARVEY DYSON III

So. | 6-3 | 250

• In his third season in the TTU program. Committed to Texas Tech the same night Joey McGuire was named the Red Raiders' new head coach due to their mutual Cedar Hill connections. Known teammate Charles Esters since elementary school. Played Varsity together for two seasons at Cedar Hill.

17 ISAAC SMITH

Jr. | 6-6 | 260

• Missed entire 2023 season due to a preseason injury. Had a strong finish to his R-Fr. season in '22, starting the last two games, included 4 TKL, 2.0 TFL and first career sack in bowl game vs. Ole Miss. Role significantly increased following the injury to 2023 NFL first round draft pick Tyree Wilson.

OLB

88 AMIER WASHINGTON

R-Fr. | 6-2 | 270

• Moved from defensive tackle to defensive edge late in his 2023 true freshman season. Played just 38 snaps last year, but had 30 in a bowl game breakout performance versus Cal logging 4.0 TFLs and 2.0 sacks. Sprung into action due to Myles Cole (Jacksonville Jaguars) and Dylan Spencer out injured.

94 BRAYLON RIGSBY

R-Fr. | 6-2 | 295

• The redshirt freshman made the shift to the edge from DT prior to the week 2 contest at WSU. Played in one game as true freshman. Named District 9-3A MVP as a senior and 10-3A Defensive Lineman of the Year as a junior in 2021. Tabbed the No. 53 defensive tackle in the country by ESPN for the class of 2023.

STAR

1 A.J. McCARTY

R-Jr. | 6-0 | 190

• Sat out the 2023 regular season due to NCAA transfer policies but made his Red Raider debut during the bowl game vs. Cal on special teams. Owns one career INT return for a touchdown at Jones AT&T, albeit it was for the school from Waco as he took a 18-yard interception for a score on Oct. 29, 2022.

7 BRENDEN JORDAN

So. | 6-0 | 210

• A 247Sports 4-star recruit that attended Mansfield HS in the DFW metroplex. Member of ESPN300 at No. 224 overall nationally and regarded as the No. 13 safety nationally by ESPN. Started on varsity as a freshman. Saints are favorite NFL team. Nickname is B.J.'s favorite restaurant is B.J.'s

CORNERBACK

0 BRALYN LUX

Sr. | 5-11 | 185

• Started 8 of 12 games in his first season as a Red Raider in 2023 and in 2024, re-unites with his former Fresno State teammate Josh Kelly as they played together there from 2019-22. Enjoys making graphics and videos in his spare time and has an Instagram page dedicated for his work as "agent0media".

2 JALON PEOPLES

So. | 5-11 | 195

• Committed to Texas Tech the same night Joey McGuire was named the Red Raiders' new head coach due to their mutual Cedar Hill connection. His brother Dimitri Moore transferred to Tech in 2022 to play out his super-senior season after playing for Vanderbilt and Missouri State.

SAFETY

25 CHAPMAN LEWIS

So. | 6-1 | 180

• Appeared in 12 games as true freshman, heavily crediting "Rabbit" aka Dadrion Taylor-Demerson for his development. Both parents are assistant principals in the DFW area. Growing up, Lewis says his mom didn't really care about sports and wanted him to be a "nerd".

21 JORDAN SANFORD

So. | 6-0 | 195

• Consensus four-star prospect by the likes of 247Sports, Rivals, ESPN and ON3.com. A T&F standout during his high school days, Sanford finished seventh at the 5A State meet posting a 100-meter time of 10.57 - the only time he ever competed at the state meet. Holds PRs of 10.55 in the 100m and 21.74 in the 200m.

SAFETY

9 C.J. BASKERVILLE

Sr. | 6-3 | 210

• Born in Houston; played at Katy HS (Fr./So.) before moving to DFW area. Richland HS coach Ged Kates endorsed McGuire in transfer process. Received D1 offers for WR & DB in high school. C.J. is short for Christopher Julian. Has a pet dog (Thai ridgeback/chow chow mix) named "Bron" after his favorite athlete LeBron James.

31 JOSEPH PLUNK

Sr. | 5-10 | 180

• A walk-on from nearby Amarillo Tascosa that is praised for his high football IQ, a trait from a football family as his father, Ken, serves as head coach at Tascosa. Played quarterback for a physical ground attack during HS playing days as he amassed over 2,500 yards rushing and over 500 yards passing his senior season.

CORNERBACK

4 MAURION HORN

So. | 5-11 | 180

• Consensus four-star recruit by the likes of 247Sports, Rivals and ESPN, he credits signing with Tech because Joey McGuire gave him his first offer and the bond since then became unbreakable leading up to signing day. Recognized as the No. 22 cornerback in 2022 and No. 5 in Oklahoma.

22 DEVYNN CROMWELL

Sr. | 6-0 | 200

• One of three Power-4 Canadian signees from the University of Guelph which is located in the province of Ontario, where his hometown of Toronto is also located - the capital of Ontario and the most populous city in Canada.

GAME-BY-GAME STARTERS

OFFENSE

GAME	QB	RB	TE	WR	WR	WR	LT	LG	C	RG	RT
Abilene Christian	Morton	Brooks	Tharp	Kelly	Eakin	Douglas	Porcher	Sciury	Wilson	Carter	Rogers
at Washington State	Morton	Hudson (WR)	Tharp	Kelly	Eakin	Douglas	Porcher	Sciury	Wilson	Rogers	Buchanan
North Texas	Morton	Brooks	Tharp	Kelly	Eakin	Douglas	Merryman	Rogers	Wilson	Carter	Buchanan
Arizona State	Morton	Brooks	Tharp	Kelly	Eakin	Douglas	Merryman	Rogers	Wilson	Carter	Buchanan
Cincinnati											
at Arizona											
Baylor											
at TCU											
at Iowa State											
Colorado											
at Oklahoma State											
West Virginia											

DEFENSE

GAME	NT	DT	OLB	LB-WILL	LB-MIKE	OLB	STAR	CB	S	S	CB
Abilene Christian	Ledet Jr.	Banks	Washington	Rodriguez	Roberts	Dyson	McCarty	Peoples	Lewis	Baskerville	Horn
at Washington State	Cofield	Banks	Washington	Rodriguez	Roberts	I. Smith	McCarty	Lux	Lewis	Baskerville	Horn
North Texas	Carroll	Banks	Rigsby	Rodriguez	Roberts	I. Smith	McCarty	Lux	Lewis	Baskerville	Horn
Arizona State	Ledet Jr.	Banks	Washington	Rodriguez	Roberts	I. Smith	McCarty	Stevenson	Lewis	Baskerville	Horn
Cincinnati											
at Arizona											
Baylor											
at TCU											
at Iowa State											
at Kansas											
at Oklahoma State											
West Virginia											

2024 STARTS STARTS LEADERS

1.	Caleb Rogers (Sr.), OL	4
2.	Ben Roberts (So.), LB	4
3.	C.J. Baskerville (Sr.), DB	4
4.	Mason Tharp (Sr.), TE	4
5.	Coy Eakin (So.), WR	4
6.	Behren Morton (Jr.), QB	4
7.	Jacob Rodriguez (R-Jr.), LB	4
8.	E'Maurion Banks (Jr.), DL	4
9.	Josh Kelly (Sr.), WR	4
10.	Caleb Douglas (Jr.), WR	4
11.	Sheridan Wilson (So.), OL	4
12.	A.J. McCarty (R-Jr.), DB	4
13.	Chapman Lewis (So.), DB	4
14.	Maurion Horn (So.), DB	4
15.	Amier Washington (R-Fr.), OLB	3
16.	Tahj Brooks (Sr.), RB	3
17.	Davion Carter (Sr.), OL	3
18.	Ty Buchanan (Jr.), OL	3
19.	Isaac Smith (Jr.), OLB	3
20.	Vinny Sciury (Sr.), OL	2
21.	Sterling Porcher (Sr.), OL	2
22.	Bralyn Lux (Sr.), DB	2
23.	Quincy Ledet Jr. (Sr.), DL	2
24.	Dalton Merryman (Jr.), OL	2
25.	Harvey Dyson III (So.), OLB	1
26.	Jalon Peoples (So.), DB	1
27.	Micah Hudson (Fr.), WR	1
28.	Jayden Cofield (R-Fr.), DL	1
29.	De'Braylon Carroll (Sr.), DL	1
30.	Braylon Rigsby (R-Fr.), OLB	1
31.	Macho Stevenson (R-Fr.), DB	1

BREAKDOWN BY CLASSIFICATION - STARTS LEADERS

31 different players have made starts in 2024; breakdown by class below

Freshmen	5
Sophomores	7
Juniors	8
Seniors	11

CONSECUTIVE STARTS LEADERS

PLAYER, POS.	CONSECUTIVE STARTS*
Caleb Rogers, OL	46
Ben Roberts, LB	16
C.J. Baskerville, DB	10
Behren Morton, QB	9
Jacob Rodriguez, LB	5
Mason Tharp, TE	4
Coy Eakin, WR	4
E'Maurion Banks, DL	4
Josh Kelly, WR	4
Caleb Douglas, WR	4
Sheridan Wilson, OL	4
A.J. McCarty, DB	4
Chapman Lewis, DB	4
Maurion Horn, DB	4
Ty Buchanan, OL	3
Isaac Smith, OLB	3
Dalton Merryman, OL	2
Tahj Brooks, RB	2
Davion Carter, OL	2
Macho Stevenson, DB	1
Quincy Ledet Jr., DL	1
Amier Washington, OLB	1

* consecutive starts at Texas Tech



CAREER GAMES PLAYED/STARTED

PLAYER	2019	2020	2021	2022	2023	2024	TOTAL
Joseph Adedire, OLB	-	-	-	12/6	12/8	0/0	24/14
E'Maurion Banks, DL	-	-	1/0	2/0	9/1	4/4	16/4
C.J. Baskerville, DB	-	-	*14/4	*8/7	11/10	4/4	37/25
Brady Boyd, WR	-	-	*9/0	12/1	3/2	3/0	27/3
Tahj Brooks, RB	-	10/0	9/4	13/6	13/13	3/3	48/26
Jordan Brown, WR	-	*2/0	*0/0	8/0	10/4	4/0	24/4
Ty Buchanan, OL	-	-	*0/0	4/1	9/1	4/3	17/5
De'Braylon Carroll, OL	*12/0	*5/5	*0/0	*12/2	*13/13	4/1	46/21
Davion Carter, OL	-	-	-	*12/11	*12/12	4/3	28/26
Jayden Cofield	-	-	-	-	3/0	4/1	7/1
Jalin Conyers, TE	-	*0/0	*11/1	*12/1	*11/5	4/0	38/7
Miquel Dingle Jr., LB	-	-	-	-	4/1	4/0	8/1
Caleb Douglas, WR	-	-	-	*8/2	*5/5	4/4	17/11
Harvey Dyson III, OLB	-	-	-	2/0	8/0	2/1	12/1
Coy Eakin, WR	-	-	-	4/0	10/7	4/4	18/11
Charles Esters III, OLB	-	-	0/0	1/0	12/3	0/0	13/3
James Hansen, DL	-	*5/1	*0/0	*12/6	*12/12	3/0	32/19
Maurion Horn, DB	-	-	-	-	10/0	4/4	14/4
Micah Hudson, WR	-	-	-	-	-	4/1	4/1
Jaxon Hughes, OL	*0/0	*3/0	*7/7	*11/11	*2/0	1/0	24/18
Brenden Jordan, DB	-	-	-	-	13/5	4/0	17/5
Josh Kelly, WR	*1/1	*6/4	*13/9	*6/4	*12/12	4/4	42/34

PLAYER	2019	2020	2021	2022	2023	2024	TOTAL
Quincey Ledet Jr., DL	-	*8/0	*11/9	*12/10	13/1	4/2	48/22
Chapman Lewis, DB	-	-	-	-	12/0	4/4	16/4
Bralyn Lux, DB	-	*6/6	*13/8	*8/8	12/8	2/2	41/32
A.J. McCarty, DB	-	*3/0	*13/0	*13/2	1/0	4/4	34/6
Drae McCray, WR	-	-	*11/11	*11/11	13/2	4/0	39/24
Dalton Merryman, OL	-	-	-	-	0/0	3/2	3/2
John Carlos Miller II, TE	-	-	*4/0	*11/11	*10/10	4/0	29/21
Behren Morton, QB	-	-	2/0	9/4	10/8	4/4	25/16
Jalon Peoples, DB	-	-	-	2/0	3/0	4/1	9/1
Sterling Porcher, OL	-	-	-	*13/13	*12/12	3/2	28/27
Bryce Ramirez, LB	0/0	0/0	7/0	2/1	11/2	4/0	24/3
Braylon Rigsby, OLB	-	-	-	-	1/0	4/1	5/1
Ben Roberts, LB	-	-	-	2/0	13/12	4/4	19/16
Jacob Rodriguez, LB	-	-	*12/0	12/0	5/4	4/4	33/8
Caleb Rogers, OL	-	9/3	13/13	13/13	13/13	4/4	52/46
Vinny Sciury, OL	-	*1/0	*11/6	*14/14	*13/13	2/2	41/35
Isaac Smith, LB	-	-	0/0	11/2	0/0	4/3	15/5
Macho Stevenson, DB	-	-	-	-	0/0	3/1	3/1
Jake Strong, QB	-	-	-	-	3/1	0/0	3/1
Mason Tharp, TE	-	-	12/8	10/7	8/7	4/4	34/26
Amier Washington, OLB	-	-	-	-	2/0	4/3	6/3
Sheridan Wilson, OL	-	-	-	-	2/0	4/4	6/4

RED RAIDER NEWCOMERS

TRANSFERS (18)

NO	PLAYER	POS	2024 GP/GS	LAST SCHOOL
3	Josh Kelly^	WR	4/4	Washington State
5	Caleb Douglas	WR	4/4	Florida
7	Cameran Brown	QB	3/0	West Georgia
9	John Carlos Miller II	TE	4/0	Elon
12	Jalin Conyers	TE	4/0	Arizona State
22	Devynn Cromwell	DB	4/0	Univ. of Guelph (Canada)
27	Javeon Wilcox	DB	-/-	TCU
30	Mikal Harrison-Pilot	DB	-/-	Houston
41	Jack Burgess	P	4/0	Weber State
52	De'Braylon Carroll^	DL	4/1	Rice
56	Davion Carter^	OL	4/3	Memphis
68	Jaxon Hughes^	OL	1/0	South Carolina
71	Vinny Sciury	OL	2/2	Toledo
77	Maurice Rodriques	OL	-/-	Saddleback JC
79	Sterling Porcher	OL	3/2	Middle Tennessee State
82	Price Morgan	WR	-/-	Central Missouri
89	Jason Llewellyn	TE	4/0	Oklahoma
91	James Hansen^	DL	3/0	Nevada

FRESHMEN (29)

NO	PLAYER	POS	2024 GP/GS	HOMETOWN (HS)
1	Micah Hudson	WR	4/1	Temple, Texas (Lake Belton)
15	Will Hammond	QB	1/-	Austin, Texas (Hutto)
15	Oliver Miles III	DB	-/-	El Campo, Texas (El Campo)
16	Ashton Hampton	DB	-/-	Pearland, Texas (Pearland)
18	Isaiah Collins	DB	-/-	Huntsville, Texas (Huntsville)
18	L.J. Johnson Jr.	WR	-/-	Madisonville, Texas (Madisonville)
20	J'Koby Williams	RB	2/-	Beckville, Texas (Beckville)
23	Adam Hill	RB	-/-	Albany, Texas (Albany)
24	Malik Esquerra	DB	-/-	Killeen, Texas (Shoemaker)
28	Peyton Morgan	DB	-/-	Round Rock, Texas (Pflugerville Weiss)
32	Cheta Ofili	OLB	-/-	Rowlett, Texas (Sachse)
33	Cameron Dickey	RB	4/0	Austin, Texas (Crockett)
37	Curtis Murillo	WR	-/-	El Paso, Texas (Eastwood)
47	Rylan Vagana	LS	-/-	Huntington Beach, Calif. (Mater Dei)
50	Eddy Smith	OLB	-/-	Pearland, Texas (Pearland Dawson)
53	Holton Hendrix	OL	1/-	Lubbock, Texas (Lubbock Cooper)
62	Tyler Murray	OL	-/-	Brandeis, Texas (Brandeis)
65	D'Anthis Upshaw	OL	-/-	Irving, Texas (Irving)
66	Jackson Hildebrand	OL	-/-	San Antonio, Texas (Alamo Heights)
70	Jacob Ponton	OL	1/-	Dripping Springs, Texas (Dripping Springs)
78	Ellis Davis	OL	-/-	Prosper, Texas (Prosper)
84	Kaden Turner	P	-/-	Schertz, Texas (Clemens)
86	Tyson Turner	WR	2/0	Bryan, Texas (Bryan)
87	Chandlin Myers	WR	-/-	Hawley, Texas (Hawley)
88	Trey Jackson	TE	1/-	Dallas, Texas (South Oak Cliff)
92	Kasen Long	OLB	-/-	Shallowater, Texas (Shallowater)
96	Keyshawn Williams	DL	-/-	Houston, Texas (Dekaney)
97	Charles Anderson Jr.	OLB	-/-	Houston, Texas (Pearland Dawson)
98	Kendall Allen	DL	-/-	Tyler, Texas (Chapel Hill)

CAREER STAT NOTABLES

OFFENSE | RECEIVING

CAREER 100+ RECEIVING YARD GAMES		
Jalin Conyers (1)		
Date	Rec. Yards	Opponent
Oct. 29, 2022	108*	at Colorado
Coy Eakin (2)		
Date	Rec. Yards	Opponent
Dec. 16, 2023	106	California
Oct. 14, 2023	102	Kansas State
Josh Kelly (8)		
Date	Rec. Yards	Opponent
Sept. 23, 2023	159*	Oregon State
Aug. 31, 2024	156	Abilene Christian
Nov. 11, 2023	130*	at Cal
Nov. 17, 2023	130*	Colorado
Sept. 11, 2021	127*	Cal Poly
Sept. 18, 2021	120*	at UCLA
Oct. 30, 2021	107*	at San Diego State
Nov. 25, 2023	106*	at Washington
Johncarlos Miller II (1)		
Date	Rec. Yards	Opponent
Nov. 4, 2023	101*	at Delaware
Drae McCray (6)		
Date	Rec. Yards	Opponent
Nov. 20, 2021	237*	Tennessee Tech
Oct. 15, 2022	166*	Murray State
Sept. 10, 2022	158*	Mississippi Valley St.
Nov. 6, 2021	137*	Eastern Illinois
Sept. 3, 2022	113*	Presbyterian
Nov. 5, 2022	106*	at North Alabama

* indicates mark set at a previous school

CAREER GAMES WITH A RECEIVING TD						
Player	'20	'21	'22	'23	'24	Career
McCray, Drae	--	8*	9*	2	--	19
Kelly, Josh	1*	2*	--	6*	3	12
Miller II, Johncarlos	--	--	3*	4*	3	10
Tharp, Mason	--	1	2	4	--	7
Morgan, Price	--	--	--	6*	--	6
Conyers, Jalin	--	--	3*	1*	2	6
Douglas, Caleb	--	--	2*	1*	1	4
Eakin, Coy	--	--	--	2	2	4
Boyd, Brady	--	--	1	--	--	1
Brown, Jordan	--	--	--	1	--	1
Dickey, Cameron	--	--	--	--	1	1

* indicates mark set at a previous school

CAREER GAMES WITH MULTIPLE RECEIVING TDs						
Player	'20	'21	'22	'23	'24	Career
McCray, Drae	--	2*	3*	--	--	5
Kelly, Josh	--	1*	--	1*	--	2
Eakin, Coy	--	--	--	--	1	1
Conyers, Jalin	--	--	1*	--	--	1

OFFENSE | RUSHING

CAREER 100+ RUSHING YARD GAMES						
Tahj Brooks (15)						
Date	Rush Yards	Opponent				
Nov. 18, 2023	182	UCF				
Oct. 7, 2023	170	Baylor				
Sept. 16, 2023	158	Tarleton				
Aug. 31, 2024	153	Abilene Christian				
Sept. 23, 2023	149	West Virginia				
Nov. 2, 2023	146	TCU				
Sept. 4, 2021	134	Houston				
Nov. 11, 2023	133	Kansas				
Sept. 21, 2024	117	Arizona State				
Sept. 14, 2024	109	North Texas				
Dec. 28, 2021	107	Mississippi State				
Oct. 22, 2022	107	West Virginia				
Sept. 11, 2021	103	Stephen F. Austin				
Oct. 21, 2023	101	BYU				
Sept. 30, 2023	101	Houston				
Cam'Ron Valdez (1)						
Date	Rush Yards	Opponent				
Sept. 30, 2023	111	Houston				
GAMES WITH A RUSHING TD						
Player	'20	'21	'22	'23	'24	Career
Brooks, Tahj	3	5	4	9	2	23
Morton, Behren	--	--	2	4	1	7
Conyers, Jalin	--	0	0	1	1	2
Dickey, Cameron	--	--	--	--	1	1
Williams, J'Koby	--	--	--	--	1	1
Valdez, Cam'Ron	--	0	0	1	0	1
*Indicates games played prior to arrival at Texas Tech						

* Indicates games played prior to arrival at Texas Tech

GAMES WITH MULTIPLE RUSHING TDs						
Player	'20	'21	'22	'23	'24	Career
Brooks, Tahj	1	2	2	1	1	7

ACTIVE CAREER EXPLOSIVE YARDAGE LEADERS RUSHING		
Tahj Brooks (25)		
20-yard plus: 25 / 30-yard plus: 10 / 40-yard plus: 5		
Date	Yards	Opponent
Sept. 11, 2021	67	SFA
Nov. 13, 2021	51	Iowa St.
Nov. 18, 2023	46	UCF
Sept. 4, 2021	44	Houston
Sept. 4, 2021	41	Houston
Sept. 16, 2023	38	Tarleton St.
Dec. 28, 2022	37	Ole Miss
Sept. 9, 2023	35	Oregon
Oct. 29, 2022	31	Baylor
Oct. 14, 2023	30	Kansas State
Dec. 5, 2020	28	Kansas
Sept. 23, 2023	27	West Virginia
Nov. 24, 2023	25	Texas
Sept. 21, 2024	25	Arizona State
Oct. 7, 2023	24	Baylor
Sept. 3, 2022	23	Murray State
Oct. 23, 2021	23	K-State
Sept. 14, 2024	23	North Texas
Sept. 16, 2023	22	Tarleton St.
Nov. 5, 2022	21	TCU
Aug. 21, 2024	21	Abilene Christian
Sept. 14, 2024	21	North Texas
Oct. 22, 2022	20	West Virginia
Nov. 2, 2023	20	TCU
Sept. 14, 2024	20	North Texas

Cam'Ron Valdez (5)		
Date	Yards	Opponent
Sept. 30, 2023	54	Houston
Sept. 30, 2023	41	Houston
Nov. 5, 2022	38	TCU
Nov. 5, 2022	30	TCU
Dec. 28, 2022	29	Ole Miss

Cameron Brown (2)		
Date	Yards	Opponent
Sept. 7, 2024	22	Washington State
Sept. 7, 2024	20	Washington State

Cameron Dickey (1)		
Date	Yards	Opponent
Sept. 14, 2024	37	North Texas

OFFENSE | PASSING

CAREER 300+ YARD PASSING GAMES		
Behren Morton (4)		
Date	Pass Yards	Opponent
Oct. 8, 2022	379	at Oklahoma State
Aug. 31, 2024	378	Abilene Christian
Oct. 22, 2022	325	vs West Virginia
Sept. 7, 2024	323	at Washington State

GAMES WITH MULTIPLE PASSING TDs					
Player	'21	'22	'23	'24	Career
Morton, Behren	-	2	6	3	11

GAMES WITH THREE OR MORE PASSING TDs					
Player	'21	'22	'23	'24	Career
Morton, Behren	-	-	2	2	4

DEFENSE | TACKLES

CAREER 10+ TACKLE GAMES		
Ben Roberts (7)		
Date	Tackles	Opponent
Sept. 9, 2023	12	Oregon
Sept. 23, 2023	11	West Virginia
Sept. 21, 2024	11	Arizona State
Sept. 30, 2023	10	Houston
Oct. 14, 2023	11	Kansas State
Oct. 21, 2023	10	BYU
Nov. 24, 2023	13	Texas

Jacob Rodriguez (2)		
Date	Tackles	Opponent
Aug. 31, 2024	13	Abilene Christian
Nov. 18, 2023	12	UCF

C.J. Baskerville (1)		
Date	Tackles	Opponent
Nov. 11, 2023	11	Kansas

Maurion Horn (1)		
Date	Tackles	Opponent
Aug. 31, 2024	11	Abilene Christian



INDIVIDUAL | SINGLE-GAME CAREER HIGHS

PASSING

Name	Completions		Attempts		Yards		Career 300-Yard Passing Games
	2024	Career	2024	Career	2024	Career	
#2 Behren Morton	34 (at Washington St.)	39 ('22 at Oklahoma St.)	58 (at Washington St.)	62 ('22 at Oklahoma St.)	378 (vs. ACU)	379 ('22 at Oklahoma St.)	4
Name	Longest Pass		TDs		INTs		
	2024	Career	2024	Career	2024	Career	
#2 Behren Morton	70 (vs. North Texas)	70 ('24 vs. North Texas)	5 (vs. ACU)	5 ('24 vs. ACU)	2 (at Washington St.)	3 (2x, last '23 at Texas)	

RUSHING

Name	Attempts		Yards		TDs		Longest Career Run	100-Yd Games
	2024	Career	2024	Career	2024	Career		
#0 Cam'Ron Valdez	8 (at Washington St.)	12 ('23 vs. Cal)	34 (at Washington St.)	111 ('23 vs. Houston)	--	1 ('23 vs. Houston)	54 ('23 vs. Houston)	1
#12 Jalin Conyers	3 (at Washington St.)	8 ('23 vs. Arizona)*	12 (at Washington St.)	43 ('23 vs. Arizona)*	1 (vs. Arizona St.)	1 (2x, last '24 vs. Arizona St.)*	39 ('23 at Arizona)	0
#20 J'Koby Williams	4 (vs. North Texas)	4 ('24 vs. North Texas)	27 (vs. North Texas)	27 ('24 vs. North Texas)	1 (vs. North Texas)	1 ('24 vs. North Texas)	12 ('24 vs. North Texas)	0
#28 Tahj Brooks	27 (2x, last vs. Ariz. St.)	33 ('23 at Kansas)	153 (vs. ACU)	182 ('23 vs. UCF)	1 (2x, last vs. North Texas)	3 ('22 vs. Murray St.)	67 ('21 vs. SFA)	15
#33 Cameron Dickey	10 (vs. North Texas)	10 ('24 vs. North Texas)	75 (vs. North Texas)	75 ('24 vs. North Texas)	1 (vs. North Texas)	1 ('24 vs. North Texas)	37 ('24 vs. North Texas)	0
Quarterbacks								
#2 Behren Morton	4 (at Washington St.)	17 ('22 at Oklahoma St.)	7 (at Washington St.)	53 ('22 at Oklahoma St.)	1 (vs. North Texas)	1 (6x, last '24 vs. North Texas)	17 ('21 vs. Okla. St)	0
#7 Cameran Brown	5 (at Washington St.)	5 ('24 at Washington St.)	70 (at Washington St.)	70 ('24 at Washington St.)	--	has not happened	22 ('24 at Wash. St.)	0

RECEIVING

Name	Receptions		Yards		TDs		Longest Career Reception	100-Yd Games
	2024	Career	2024	Career	2024	Career		
#1 Micah Hudson	3 (vs. North Texas)	3 ('24 vs. North Texas)	43 (vs. North Texas)	43 ('24 vs. North Texas)	--	has not happened	32 ('24 vs. North Texas)	0
#3 Josh Kelly	10 (2x, last vs. Ariz. St.)	10 (2x, last '24 vs. Ariz. St.)	156 (vs. ACU)	159 ('23 vs. Oregon St.)	1 (3x, last vs. Arizona St.)	3 ('23 vs. Oregon St.)	71 ('20 at Utah St.)	8*
#4 Jordan Brown	3 (2x, last vs. North Texas)	6 ('23 vs. Tarleton St.)	49 (vs. North Texas)	73 ('23 vs. Tarleton St.)	--	1 ('23 vs. Tarleton St.)	46 ('23 vs. Tarleton St.)	0
#5 Caleb Douglas	5 (vs. Arizona St.)	5 ('24 vs. Arizona St.)	71 (at Washington St.)	71 ('24 at Washington St.)	1 (vs. ACU)	1 (4x, last '24 vs. ACU)	62 ('22 vs. E. Wash.)	0
#8 Coy Eakin	5 (2x, last at Wash St.)	8 ('23 vs. TCU)	76 (vs. ACU)	106 ('23 vs. Cal)	2 (vs. ACU)	2 ('24 vs. ACU)	70 ('24 vs. North Texas)	2
#9 Johncarlos Miller II	2 (vs. North Texas)	5 ('23 at Delaware)*	55 (vs. North Texas)	101 ('23 at Delaware)*	1 (3x, last vs. Ariz. St.)	1 (10x, last '24 vs. Ariz. St.)*	70 ('23 at Delaware)*	1*
#10 Drae McCray	3 (at Washington St.)	12 ('22 at Alabama)*	18 (at Washington St.)	237 ('21 vs. Tenn. Tech)*	--	4 ('21 vs. Tenn. Tech)*	73 ('21 vs. Tenn. Tech)*	(6)*
#12 Jalin Conyers	5 (vs. ACU)	10 ('22 at Arizona)	63 (vs. ACU)	108 ('22 at Colorado)	1 (2x, last vs. North Texas)	3 ('22 at Colorado)	50 ('23 at Wash St.)	1*
#13 Brady Boyd	1 (vs. North Texas)	3 (2x, last '23 vs. Cal)	7 (vs. North Texas)	37 ('23 vs. Cal)	--	1 ('22 vs. West Virginia)	24 ('23 vs. Cal)	0
#80 Mason Tharp	1 (3x, last vs. Ariz. St.)	4 ('23 vs. Oregon)	12 (vs. Arizona St.)	61 ('21 vs. FIU)	--	1 (7x, last '23 vs. Cal)	28 ('23 vs. Tarleton St.)	0
Running Backs								
#20 J'Koby Williams	1 (vs. North Texas)	1 ('24 vs. North Texas)	10 (vs. North Texas)	10 ('24 vs. North Texas)	--	has not happened	10 ('24 vs. North Texas)	0
#28 Tahj Brooks	3 (vs. ACU)	5 (3x, last '23 vs. Cal)	14 (vs. ACU)	44 ('22 at NC State)	--	1 ('22 vs. Texas)	18 ('21 vs. Iowa St)	0
#33 Cameron Dickey	5 (at Washington St.)	5 ('24 at Washington St.)	34 (at Washington St.)	34 ('24 at Washington St.)	1 (at Washington St.)	1 ('24 at Washington St.)	12 ('24 at Wash. St.)	0

DEFENSE

Name	Tackles		Sacks		TFLs		INT	FF
	2024	Career	2024	Career	2024	Career		
#0 Bralyn Lux	2 (vs. North Texas)	9 (2x, last '23 vs. Cal)*	--	1.0 (2x, last '22 at Boise St.)*	--	2.0 ('23, last at Kansas)*	1 (4x)*	1 (2x)*
#1 A.J. McCarty	5 (vs. ACU)	9 ('22 at Iowa St.)	0.5 (vs. Arizona St.)	0.5 ('24 vs. Arizona St.)	1.0 (vs. North Texas)	1.0 (2x, last '24 vs. North Texas)	1 ('22 at TTU)	--
#2 Jalon Peoples	4 (vs. ACU)	4 ('24 vs. ACU)	--	has not happened	--	has not happened	--	--
#3 Bryce Ramirez	5 (vs. North Texas)	7 ('23 at BYU)	--	has not happened	--	has not happened	1 ('24 vs. UNT)	--
#4 Maurion Horn	11 (vs. ACU)	11 ('24 vs. ACU)	--	has not happened	1.0 (vs. ACU)	1.0 ('24 vs. ACU)	--	--
#5 Quincy Ledet Jr.	3 (at Washington St.)	8 ('22 vs. Southern Miss)*	--	1.0 (3x, last vs. Southern Miss)*	--	1.5 (2x, last vs. Southern Miss)*	--	1 (2x)*
#6 John Curry	5 (vs. North Texas)	5 ('24 vs. North Texas)	--	has not happened	--	has not happened	--	--
#7 Brenden Jordan	4 (vs. Arizona St.)	6 ('23 vs. K-State)	--	has not happened	--	1.0 ('23 vs. K-State)	--	--
#8 E'Maurion Banks	5 (at Washington St.)	5 (2x, last '24 at Wash. St.)	--	1.0 ('23 vs. Cal)	1.5 (vs. North Texas)	2.0 ('23 vs. Cal)	--	--
#9 C.J. Baskerville	9 (vs. ACU)	11 ('23 at Kansas)	--	has not happened	1.0 (at Washington St.)	1.5 ('23 at Wyoming)	1 (4x)*	--
#10 Jacob Rodriguez	13 (vs. ACU)	13 ('24 vs. ACU)	--	has not happened	2.0 (vs. ACU)	2.0 ('24 vs. ACU)	1 ('23 vs. Cal)	1 (4x)
#11 Charles Esters III	--	7 ('23 vs. Oregon)	--	2.0 ('23 at Baylor)	--	2.0 ('23 at Baylor)	--	1 ('23 at Baylor)
#12 Macho Stevenson	3 (vs. Arizona St.)	3 ('24 vs. Arizona St.)	--	has not happened	--	has not happened	--	--
#13 Ben Roberts	11 (vs. Arizona St.)	13 ('23 at Texas)	--	0.5 ('23 vs. Oregon)	1.0 (2x, last at Wash St.)	2.0 ('23 at Baylor)	1 ('23 at WVU)	1 (4x)
#17 Isaac Smith	4 (2x, last vs. North Texas)	4 (4x, last '24 vs. North Texas)	1.0 (at Washington St.)	1.0 ('22 vs. Ole Miss)	1.0 (at Washington St.)	2.0 ('22 vs. Ole Miss)	--	--
#21 Jordan Sanford	4 (at Washington St.)	4 ('24 at Washington St.)	--	has not happened	--	has not happened	--	--
#22 Devynn Cromwell*	1 (2x, last vs. North Texas)	1 (2x, last '24 vs. North Texas)	--	has not happened	--	has not happened	--	--
#25 Chapman Lewis	7 (vs. Arizona St.)	7 ('24 vs. Arizona St.)	--	has not happened	--	has not happened	1 (2x)	--
#33 Harvey Dyson III	2 (vs. ACU)	2 ('24 vs. ACU)	--	0.5 ('23 vs. Cal)	1.0 (vs. ACU)	1.0 ('24 vs. ACU)	--	--
#35 Miquel Dingle Jr.	4 (vs. North Texas)	4 (2x, last '24 vs. North Texas)	0.5 (vs. North Texas)	0.5 ('24 vs. North Texas)	1.5 (vs. North Texas)	1.5 ('24 vs. North Texas)	--	--
#51 Jayden Cofield	4 (vs. North Texas)	4 ('24 vs. North Texas)	--	has not happened	1.0 (vs. ACU)	has not happened	--	--
#52 De'Braylon Carroll	1 (2x, last vs. North Texas)	6 ('23 at South Florida)	--	1.5 ('23 at Marshall)	1.0 (vs. ACU)	3.0 ('23 vs. Texas St.)	--	--
#88 Amier Washington	4 (vs. Arizona St.)	4 (2x, last '24 vs. Ariz. St.)	0.5 (vs. Arizona St.)	2.0 ('23 vs. Cal)	0.5 (vs. Arizona St.)	4.0 ('23 vs. Cal)	--	1 ('23 vs. Cal)
#90 Ansel Nedore	1 (2x, last vs. North Texas)	1 (2x, last '24 vs. North Texas)	--	has not happened	--	has not happened	--	--
#91 James Hansen	--	5 ('22 vs. San Diego St.)	--	1 (2x, last '23 vs. Hawaii)	--	2 ('23 vs. Hawaii)	--	1 ('22 vs. Texas St.)
#94 Braylon Rigsby	2 (at Washington St.)	2 ('24 at Washington St.)	--	has not happened	1.0 (at Washington St.)	1.0 ('24 at Washington St.)	--	--
#95 Trevon McAlpine	3 (at Washington St.)	6 ('23 at Texas)	--	1.0 ('23 at Texas)	--	1.0 ('23 at Texas)	--	--

* - indicates stats that include numbers accumulated at previous FBS institution

8 E'MAURION BANKS

DL | Jr. | 4th Yr. | Wichita Falls, Texas | Rider HS

Follow on Social Media

Twitter: @DoodaBanks8 | Instagram: TheDoodaBanks

PARTICIPATION	2021	2022	2023	2024	CAREER
GP/GS	1/0	2/0	9/1	4/4	16/5

CAREER STATS

TACKLES	GP	UA	A	Total	TFL	Yds	PD	FF	FR	INT	QBH
2021	1	0	0	0	0	0	0	0	0	0	0
2022	2	1	0	1	0	0	0	0	0	0	0
2023	9	10	5	15	4.5	15	0	0	0	1	1
2024	4	8	4	12	3.0	9	0	0	0	1	0
Totals	16	19	9	28	7.5	24	0	0	0	2	1

SACKS	G	UA	A	Total	Yds
2021	1	0	0	0.0	0
2022	2	0	0	0.0	0
2023	9	1	1	1.5	11
2024	4	0	0	0.0	0
Totals	16	1	1	1.5	11

2024 GAME-BY-GAME STATS

Opponent	GS	UA	A	TOT	SACKS-YDS	TFL-YDS	FF	FR	INT	QBH
Abilene Christian	*	2	1	3	0-0	0.5-2	0	0	0	0
at Washington St.	*	4	1	5	0-0	1.0-1	0	0	0	0
North Texas	*	1	2	3	0-0	1.5-6	0	0	0	0
Arizona State	*	1	0	1	0-0	0-0	0	0	0	0
Cincinnati	-	-	-	---	---	-	-	-	-	-
at Arizona	-	-	-	---	---	-	-	-	-	-
Baylor	-	-	-	---	---	-	-	-	-	-
at TCU	-	-	-	---	---	-	-	-	-	-
at Iowa State	-	-	-	---	---	-	-	-	-	-
Colorado	-	-	-	---	---	-	-	-	-	-
at Oklahoma St.	-	-	-	---	---	-	-	-	-	-
West Virginia	-	-	-	---	---	-	-	-	-	-
Totals		8	4	12	0.0-0	3.0-9	0	0	0	0

2023 GAME-BY-GAME STATS

Opponent	GS	UA	A	TOT	SACKS-YDS	TFL-YDS	FF	FR	INT	QBH
at Wyoming		2	1	3	0.5-1	0.5-1	0	0	0	0
Oregon		DNP-injured								
Tarleton State		DNP-injured								
at West Virginia		DNP-injured								
Houston		DNP-injured								
at Baylor		4	0	4	0.0-0	1.0-2	0	0	0	0
Kansas State		1	0	1	0.0-0	0.0-0	0	0	0	0
at BYU		0	0	0	0.0-0	0.0-0	0	0	0	0
TCU		0	0	0	0.0-0	0.0-0	0	0	0	0
at Kansas		0	0	0	0.0-0	0.0-0	0	0	0	0
UCF		2	0	2	0.0-0	1.0-2	0	0	0	1
at Texas		0	0	0	0.0-0	0.0-0	0	0	0	0
vs. California	*	1	4	5	1.0-10	2.0-10	0	0	0	0
Totals		10	5	15	1.5-11	4.5-15	0	0	0	1

2022 GAME-BY-GAME STATS

Opponent	GS	UA	A	TOT	SACKS-YDS	TFL-YDS	FF	FR	INT	QBH
Murray State		0	0	0	0.0-0	0.0-0	0	0	0	0
Houston		0	0	0	0.0-0	0.0-0	0	0	0	0
at NC State		0	0	0	0.0-0	0.0-0	0	0	0	0
Texas		0	0	0	0.0-0	0.0-0	0	0	0	0
at Kansas State		0	0	0	0.0-0	0.0-0	0	0	0	0
at Oklahoma St.		0	0	0	0.0-0	0.0-0	0	0	0	0
West Virginia		0	0	0	0.0-0	0.0-0	0	0	0	0
Baylor		0	0	0	0.0-0	0.0-0	0	0	0	0
at TCU		0	0	0	0.0-0	0.0-0	0	0	0	0
Kansas		0	0	0	0.0-0	0.0-0	0	0	0	0
at Iowa State		0	0	0	0.0-0	0.0-0	0	0	0	0
Oklahoma		0	0	0	0.0-0	0.0-0	0	0	0	0
Ole Miss		1	0	1	0.0-0	0.0-0	0	0	0	0
Totals		1	0	1	0.0-0	0.0-0	0	0	0	0

9 C.J. BASKERVILLE

DB | Sr. | 4th Yr. (2nd at Tech) | North Richland Hills, Texas | Richland HS

Follow on Social Media

Twitter: @c9baskerville | Instagram: cjbaskerville

PARTICIPATION	2021*	2022*	2023	2024	CAREER
GP/GS	14/4	8/7	11/10	4/3	37/24

* at San Diego State

CAREER STATS

TACKLES	GP	UA	A	Total	TFL	Yds	PD	FF	FR	INT	QBH
2021 (SDSU)	14	23	16	39	1.0	3	3	0	1	1	0
2022 (SDSU)	8	20	16	36	1.5	4	3	0	0	0	0
2023 (TTU)	11	54	24	78	4.5	15	5	0	0	2	2
2024 (TTU)	4	14	4	18	1.0	1	0	0	0	1	0
TOTALS	37	111	60	171	8.0	23	11	0	1	4	2

INTERCEPTIONS	GP	No	Yds	TD	LG	AVG/R
2021 (SDSU)	14	1	0	0	0	0.0
2022 (SDSU)	8	0	0	0	0	0.0
2023 (TTU)	11	2	16	0	12	8.0
2024 (TTU)	4	1	0	0	0	0.0
TOTALS	36	4	16	0	12	8.0

2024 GAME-BY-GAME STATS

Opponent	GS	UA	A	TOT	TFL-YDS	INT-YDS	FF	FR	PBU
Abilene Christian	*	7	2	9	0-0	0-0	0	0	0
at Washington St.	*	4	1	5	1-0	0-0	0	0	0
North Texas	*	2	0	2	0-0	0-0	0	0	0
Arizona State		1	1	2	0-0	1-0	0	0	0
Cincinnati	-	-	-	---	---	-	-	-	-
at Arizona	-	-	-	---	---	-	-	-	-
Baylor	-	-	-	---	---	-	-	-	-
at TCU	-	-	-	---	---	-	-	-	-
at Iowa State	-	-	-	---	---	-	-	-	-
Colorado	-	-	-	---	---	-	-	-	-
at Oklahoma St.	-	-	-	---	---	-	-	-	-
West Virginia	-	-	-	---	---	-	-	-	-
Totals		14	4	18	1.0-1	1-0	0	0	0

2023 GAME-BY-GAME STATS

Opponent	GS	UA	A	TOT	TFL-YDS	INT-YDS	FF	FR	PBU
at Wyoming		3	1	4	1.5-6	0-0	0	0	0
Oregon		DNP-injured							
Tarleton St.	*	3	3	6	0.0	0-0	0	0	2
at West Virginia	*	4	3	7	0.0	0-0	0	0	0
Houston	*	9	0	9	1.0-5	0-0	0	0	1
at Baylor	*	4	2	6	1.0-2	0-0	0	0	0
Kansas State		DNP-injured							
at BYU	*	2	3	5	0.0	0-0	0	0	1
TCU	*	7	2	9	0.0	0-0	0	0	0
at Kansas	*	10	1	11	0.0	0-0	0	0	0
UCF	*	4	3	7	0.0	1-4	0	0	1
at Texas	*	4	5	9	0.0	0-0	0	0	0
vs. California	*	4	1	5	1.0-2	1-12	0	0	0
Totals		54	24	78	4.5-15	2-16	0	0	5

2022 GAME-BY-GAME STATS (@ SAN DIEGO STATE)

Opponent	GS	UA	A	TOT	TFL-YDS	INT-YDS	FF	FR	PBU
Arizona	*	3	3	6	0.0-0	0-0	0	0	0
Idaho State	*	4	4	8	0.0-0	0-0	0	0	0
at Utah	*	4	0	4	1.0-3	0-0	0	0	0
Toledo	*	3	5	8	0.5-1	0-0	0	0	0
at Boise State	*	3	2	5	0.0-0	0-0	0	0	2
Hawai'i	*	1	0	1	0.0-0	0-0	0	0	1
at Nevada	*	2	2	4	0.0-0	0-0	0	0	0
Air Force		0	0	0	0.0-0	0-0	0	0	0
Totals		20	16	36	1.5-4	0-0	0	0	3

2021 GAME-BY-GAME STATS (@ SAN DIEGO STATE)

Opponent	GS	UA	A	TOT	TFL-YDS	INT-YDS	FF	FR	PBU
New Mexico St.		0	0	0	0.0-0	0-0	0	0	0
at Arizona		0	0	0	0.0-0	0-0	0	0	0
Utah		0	0	0	0.0-0	0-0	0	0	0
Towson		1	1	2	0.5-2	0-0	0	0	0
New Mexico		1	1	2	0.0-0	0-0	0	0	0
at San Jose St.		0	0	0	0.0-0	0-0	0	0	0
at Air Force		1	0	1	0.0-0	0-0	0	0	0
Fresno State		0	0	0	0.0-0	0-0	0	0	0
at Hawai'i		1	1	2	0.0-0	0-0	0	0	1
Nevada		1	2	3	0.0-0	0-0	0	0	0
at UNLV	*	2	4	6	0.0-0	0-0	0	0	1
Boise State	*	3	2	5	0.5-1	0-0	0	0	0
Utah State	*	8	1	9	0.0-0	0-0	0	0	2
vs. UTSA	*	5	4	9	0.0-0	1-0	0	0	0
Totals		23	16	39	1.0-3	1-0	0	1	3



28 TAHJ
BROOKS

RB | S-Sr. | 5th Yr. | Manor, Texas | Manor HS

Follow on Social Media

Twitter: @just_tahj | Instagram: thetahjbrooks

PARTICIPATION	2020	2021	2022	2023	2024	CAREER
GP/GS	10/0	9/4	13/6	13/13	3/3	48/26

CAREER STATS

RUSHING	G	Att	Yds	TD	Lg	Avg/C	Avg/G
2020	10	69	255	4	28	3.7	25.5
2021	9	87	568	7	67	6.5	63.1
2022	13	147	691	7	37	4.7	53.2
2023	13	290	1,538	10	46	5.3	118.3
2024	3	71	379	2	25	5.3	126.3
Totals	48	664	3,431	30	67	5.2	71.5

RECEIVING	G	Rec	Yds	TD	Lg	Rec/G	Avg/C	Avg/G
2020	10	13	61	0	16	1.3	4.7	6.1
2021	9	6	52	0	18	0.7	8.7	5.8
2022	13	26	164	1	17	2.0	6.3	12.6
2023	13	29	72	0	12	2.2	2.5	5.5
2024	3	5	17	0	7	1.7	3.4	5.7
Totals	48	79	366	1	18	1.6	4.6	7.6

ALL PURPOSE	G	Rush	Rec	PR	KR	IR	Total	Avg/G
2020	10	255	61	0	0	0	316	25.5
2021	9	568	52	0	21	0	641	63.1
2022	13	691	164	0	0	0	855	53.2
2023	13	1,538	72	0	0	0	1,610	118.3
2024	3	379	17	0	0	0	396	132.0
Totals	48	3,431	366	0	21	0	3,818	79.5

2024 GAME-BY-GAME

Opponent	GS	Rush	Yds	TD	Lg	Rec	Yds	TD	Lg
Abilene Christian	*	27	153	1	21	3	14	0	7
at Washington St.		DNP-injured							
North Texas	*	17	109	1	23	0	0	0	-
Arizona State	*	27	117	0	25	2	3	0	3
Cincinnati		-	-	-	-	-	-	-	-
at Arizona		-	-	-	-	-	-	-	-
Baylor		-	-	-	-	-	-	-	-
at TCU		-	-	-	-	-	-	-	-
at Iowa State		-	-	-	-	-	-	-	-
Colorado		-	-	-	-	-	-	-	-
at Oklahoma St.		-	-	-	-	-	-	-	-
West Virginia		-	-	-	-	-	-	-	-
Totals		71	379	2	25	5	17	0	7

2023 GAME-BY-GAME

Opponent	GS	Rush	Yds	TD	Lg	Rec	Yds	TD	Lg
at Wyoming	*	11	39	1	8	2	12	0	10
Oregon	*	7	71	0	35	4	18	0	7
Tarleton State	*	19	158	0	38	0	0	0	0
at West Virginia	*	25	149	0	27	1	6	0	6
Houston	*	21	101	2	19	1	-5	0	0
at Baylor	*	31	170	1	24	1	4	0	4
Kansas State	*	17	98	1	30	2	22	0	12
at BYU	*	30	101	1	18	3	15	0	9
TCU	*	31	146	1	20	4	-4	0	2
at Kansas	*	33	133	1	11	1	6	0	6
UCF	*	24	182	1	46	1	-4	0	0
at Texas	*	19	95	0	25	4	2	0	3
vs. California	*	22	95	1	11	5	0	0	3
Totals		290	1,538	10	46	29	72	0	12

2022 GAME-BY-GAME

Opponent	GS	Rush	Yds	TD	Lg	Rec	Yds	TD	Lg
Murray State		6	50	3	23	1	1	0	1
Houston		17	78	1	19	5	34	0	17
at NC State	*	4	4	0	2	5	44	0	17
Texas		12	36	0	11	3	21	1	17
at Kansas State		10	39	0	7	4	5	0	3
at Oklahoma State		4	8	0	9	0	0	0	0
West Virginia	*	17	107	2	20	1	6	0	6
Baylor	*	16	98	0	31	2	17	0	10
at TCU	*	10	59	0	21	1	7	0	7
Kansas	*	16	51	1	9	0	0	0	0
at Iowa State	*	9	45	0	11	1	7	0	7
Oklahoma		12	26	0	6	3	22	0	11
vs. Ole Miss		14	90	0	37	0	0	0	0
Totals		147	691	7	37	26	164	1	17

2021 GAME-BY-GAME

Opponent	GS	Rush	Yds	TD	Lg	Rec	Yds	TD	Lg
vs. Houston	*	15	134	2	44	0	0	0	0
Stephen F. Austin		11	103	2	67	1	7	0	7
FIU	*	9	47	0	19	0	0	0	0
at Texas		DNP-injured							
at West Virginia		DNP-injured							
TCU		DNP-injured							
at Kansas		DNP-injured							
Kansas State		4	33	0	23	0	0	0	0
at Oklahoma	*	6	23	0	16	1	5	0	5
Iowa State	*	9	80	1	51	2	21	0	18
Oklahoma State		3	1	0	3	1	12	0	12
at Baylor		14	40	1	11	1	7	0	7
vs. Mississippi State		16	107	1	19	0	0	0	0
Totals		87	568	7	67	6	52	0	18

2020 GAME-BY-GAME

Opponent	GS	Rush	Yds	TD	Lg	Rec	Yds	TD	Lg
HBU		8	25	1	7	2	26	0	16
Texas		0	0	0	0	0	0	0	0
at Kansas St.		1	0	0	0	0	0	0	0
at Iowa St.		0	0	0	0	0	0	0	0
West Virginia		12	44	1	10	1	2	0	2
Oklahoma		12	30	0	16	3	19	0	10
at TCU		0	0	0	0	0	0	0	0
Baylor		14	48	2	9	1	6	0	6
at Oklahoma St.		6	29	0	12	4	7	0	6
Kansas		16	79	0	28	2	1	0	1
Totals		69	255	4	28	13	61	0	16

4 JORDAN BROWN

WR | Sr. | 5th Yr. (3rd at Tech) | Dallas, Texas | DeSoto HS

Follow on Social Media

Twitter: @JordanBrown6ix | Instagram: thejordanbrown

PARTICIPATION	2020*	2021*	2022	2023	2024	CAREER
GP/GS	2/0	0/0	8/0	10/3	4/0	24/3

* at Kansas

CAREER STATS

RECEIVING	G	Rec	Yds	TD	Lg	Rec/G	Avg/C	Avg/G
2020 (KU)	2	1	4	0	4	0.5	4.0	2.0
2021 (KU)	0	-	-	-	-	-	-	-
2022 (TTU)	8	3	18	0	10	0.4	6.0	2.3
2023 (TTU)	10	22	256	1	46	2.2	11.6	25.6
2024 (TTU)	4	7	101	0	42	1.8	14.4	25.3
Totals	24	33	379	1	46	1.4	11.5	15.8

KICK RETURNS	G	No.	Yds	Avg	TD	Long
2020 (KU)	2	0	0	0.0	0	0
2021 (KU)	0	-	-	-	-	-
2022 (TTU)	8	7	171	24.4	0	67
2023 (TTU)	10	2	45	22.5	0	46
2024 (TTU)	4	1	18	18.0	0	18
Totals	24	10	234	23.4	0	67

ALL PURPOSE	G	Rush	Rec	PR	KR	IR	Total	Avg/G
2020 (KU)	2	0	4	0	0	0	4	2.0
2021 (KU)	0	-	-	-	-	-	-	-
2022 (TTU)	8	0	18	0	171	0	189	23.6
2023 (TTU)	10	0	256	0	45	0	301	30.1
2024 (TTU)	4	0	101	0	18	0	119	29.8
Totals	24	0	379	0	234	0	613	25.5

2024 GAME-BY-GAME

Opponent	GS	Rec	Yds	TD	Avg	LG	Rush	Yds	TD
Abilene Christian		1	11	0	11.0	11	0	0	0
at Washington St.		3	41	0	13.7	19	0	0	0
North Texas		3	49	0	16.3	42	0	0	0
Arizona State		0	0	0	0.0	0	0	0	0
Cincinnati		-	-	-	-	-	-	-	-
at Arizona		-	-	-	-	-	-	-	-
Baylor		-	-	-	-	-	-	-	-
at TCU		-	-	-	-	-	-	-	-
at Iowa State		-	-	-	-	-	-	-	-
Colorado		-	-	-	-	-	-	-	-
at Oklahoma St.		-	-	-	-	-	-	-	-
West Virginia		-	-	-	-	-	-	-	-
Totals		7	101	0	14.4	42	0	0	0

2023 GAME-BY-GAME

Opponent	GS	Rec	Yds	TD	Avg	LG	Rush	Yds	TD
at Wyoming		2	51	0	25.5	27	0	0	0
Oregon		0	0	0	0	0	0	0	0
Tarleton State	*	6	73	1	12.2	46	0	0	0
at West Virginia	*	2	27	0	13.5	26	0	0	0
Houston		DNP-injured							
at Baylor		DNP-injured							
Kansas State		4	24	0	6	8	0	0	0
at BYU		1	36	0	36	36	0	0	0
TCU		1	5	0	5	5	0	0	0
at Kansas		1	2	0	2	2	0	0	0
UCF		4	30	0	7.5	12	0	0	0
at Texas	*	1	8	0	8	8	0	0	0
vs. California		DNP-injured							
Totals		22	256	1	11.6	46	0	0	0

2022 GAME-BY-GAME

Opponent	GS	Rec	Yds	TD	Avg	LG	Rush	Yds	TD
Murray State		DNP-injured							
Houston		DNP-injured							
at NC State		DNP-injured							
Texas		DNP-injured							
at Kansas State		2	14	0	7.0	10	0	0	0
at Oklahoma State		1	4	0	4.0	4	0	0	0
West Virginia		0	0	0	0	0	0	0	0
Baylor		DNP							
at TCU		0	0	0	0	0	0	0	0
Kansas		0	0	0	0	0	0	0	0
at Iowa State		0	0	0	0	0	0	0	0
Oklahoma		0	0	0	0	0	0	0	0
vs. Ole Miss		0	0	0	0	0	0	0	0
Totals		3	18	0	6.0	10	0	0	0

52 DE'BRAYLON CARROLL

DL | S-Sr. | 6th Yr. (1st at Tech) | Duncanville, Texas | Duncanville HS

Follow on Social Media

Twitter: @deeforsack | Instagram: deeforsack

PARTICIPATION	2019*	2020*	2021*	2022*	2023*	2024	CAREER
GP/GS	12/0	5/5	0/0	12/2	13/13	4/1	46/21

* at Rice

CAREER STATS

TACKLES	GP	UA	A	Total	TFL	Yds	PD	FF	FR	Blkd
2019 (RICE)	12	7	7	14	2.5	17	0	0	0	0
2020 (RICE)	5	3	18	21	3.0	15	0	0	0	0
2021 (RICE)	0	0	0	0	0.0	0	0	0	0	0
2022 (RICE)	12	10	10	20	4.5	5	0	0	0	0
2023 (RICE)	13	19	27	46	9.0	46	0	0	1	0
2024 (TTU)	4	0	1	1	0.5	1	0	0	1	0
Totals	46	38	65	103	19.5	84	0	0	2	0

SACKS	G	UA	A	Total	Yds
2019 (RICE)	12	7	7	1.0	14
2020 (RICE)	5	3	18	1.5	13
2021 (RICE)	0	0	0	0.0	0
2022 (RICE)	12	10	10	1.0	1
2023 (RICE)	13	19	27	3.5	26
2024 (TTU)	4	0	0	0.0	0
Totals	46	39	62	7.0	54

2024 GAME-BY-GAME STATS

Opponent	GS	UA	A	TOT	SACKS-YDS	TFL-YDS	FF	FR	INT	QBH
Abilene Christian		0	0	0	0-0	0-0	0	1	0	0
at Washington St.		0	0	0	0-0	0-0	0	0	0	1
North Texas	*	0	1	1	0-0	0.5-1	0	0	0	0
Arizona State		0	0	0	0-0	0.0-0	0	0	0	0
Cincinnati		-	-	-	---	---	-	-	-	-
at Arizona		-	-	-	---	---	-	-	-	-
Baylor		-	-	-	---	---	-	-	-	-
at TCU		-	-	-	---	---	-	-	-	-
at Iowa State		-	-	-	---	---	-	-	-	-
Colorado		-	-	-	---	---	-	-	-	-
at Oklahoma St.		-	-	-	---	---	-	-	-	-
West Virginia		-	-	-	---	---	-	-	-	-
Totals		0	0	1	0.0-0	0.5-1	0	1	0	1

2023 GAME-BY-GAME STATS (@ RICE)

Opponent	GS	UA	A	TOT	SACKS-YDS	TFL-YDS	FF	FR	INT	QBH
at Texas	*	2	1	3	1.5-13	1.5-13	0	0	0	0
Houston	*	1	3	4	0.0-0	0.0-0	0	0	0	1
Texas Southern	*	1	0	1	0.0-0	0.0-0	0	0	0	0
at South Florida	*	0	6	6	1.0-4	1.0-4	0	0	0	0
East Carolina	*	0	2	2	0.0-0	0.0-0	0	0	0	2
UConn	*	2	2	4	0.0-0	0.0-0	0	0	0	0
at Tulsa	*	0	1	1	0.0-0	0.0-0	0	1	0	0
Tulane	*	0	2	2	0.0-0	0.0-0	0	0	0	0
SMU	*	4	2	6	0.0-0	1.0-2	0	0	0	1
at UTSA	*	4	1	5	0.0-0	1.0-10	0	0	0	0
at Charlotte	*	0	5	5	0.0-0	0.5-1	0	0	0	1
Florida Atlantic	*	1	1	2	0.0-0	1.0-5	0	0	0	0
Texas State	*	4	1	5	1.0-9	3.0-11	0	0	0	1
Totals		19	27	46	3.5-26	9.0-46	0	1	0	6

2022 GAME-BY-GAME STATS (@ RICE)

Opponent	GS	UA	A	TOT	SACKS-YDS	TFL-YDS	FF	FR	INT	QBH
USC	*	0	0	0	0.0-0	0.0-0	0	0	0	0
McNeese	*	0	0	0	0.0-0	0.0-0	0	0	0	0
at Houston		1	0	1	0.0-0	0.0-0	0	0	0	0
UAB		0	0	0	0.0-0	0.0-0	0	0	0	0
at Florida Atlantic		0	3	3	0.0-0	0.5-0	0	0	0	1
at Louisiana Tech		2	0	2	1.0-1	2.0-2	0	0	0	0
Charlotte		2	1	3	0.0-0	0.0-0	0	0	0	0
UTEP		0	3	3	0.0-0	0.5-1	0	0	0	0
at Western Ky.		0	1	1	0.0-0	0.0-0	0	0	0	1
UTSA		2	1	3	0.0-0	1.0-1	0	0	0	0
at North Texas		2	0	2	0.0-0	0.0-0	0	0	0	0
vs. Southern Miss.		1	1	2	0.0-0	0.5-1	0	0	0	0
Totals		10	10	20	1.0-1	4.5-5	0	0	0	2



2020 GAME-BY-GAME STATS (@ RICE)

Opponent	GS	UA	A	TOT	SACKS-YDS	TFL-YDS	FF	FR	INT	QBH
at Houston					game canceled					
Army					game canceled					
vs. LSU					game canceled					
Lamar					game canceled					
MTSU	*	0	3	3	0.0-0	0.0-0	0	0	0	0
at Southern Miss	*	0	5	5	0.0-0	1.0-2	0	0	0	0
UTSA					game canceled					
at La Tech					game canceled					
at North Texas	*	0	4	4	0.0-0	0.5-0	0	0	0	0
UTEP					game canceled					
at Marshall	*	1	4	5	1.5-13	1.5-13	0	0	0	2
UAB	*	2	2	4	0.0-0	0.0-0	0	0	0	0
Totals		3	18	21	1.5-13	3.0-15	0	0	0	2

2019 GAME-BY-GAME STATS (@ RICE)

Opponent	GS	UA	A	TOT	SACKS-YDS	TFL-YDS	FF	FR	INT	QBH
at Army		2	2	4	0.0-0	0.0-0	0	0	0	0
Wake Forest		0	0	0	0.0-0	0.0-0	0	0	0	0
vs. Texas		1	0	1	0.0-0	0.0-0	0	0	0	0
Baylor		1	1	2	0.0-0	0.0-0	0	0	0	0
La. Tech		1	0	1	1.0-14	1.0-14	0	0	0	0
at UAB		0	0	0	0.0-0	0.0-0	0	0	0	0
at UTSA		0	0	0	0.0-0	0.0-0	0	0	0	0
Southern Miss		1	2	3	0.0-0	1.0-2	0	0	0	1
Marshall		0	1	1	0.0-0	0.0-0	0	0	0	0
at MTSU		0	0	0	0.0-0	0.0-0	0	0	0	0
North Texas		0	1	1	0.0-0	0.5-1	0	0	0	0
at UTEP		1	0	1	0.0-0	0.0-0	0	0	0	0
Totals		7	7	14	1.0-14	2.5-17	0	0	0	1

12 JALIN CONYERS

TE | Sr. | 5th Yr. (1st at Tech) | Gruver, Texas | Gruver HS

Follow on Social Media

Twitter: @therealjconyers | Instagram: therealjconyers

PARTICIPATION	2020*	2021*	2022*	2023*	2024	CAREER
GP/GS	0/0	11/1	12/1	11/5	4/0	38/7

* at Oklahoma | * at Arizona State

CAREER STATS

RECEIVING	G	Rec	Yds	TD	Lg	Rec/G	Avg/C	Avg/G
2021 (ASU)	11	6	62	1	35	0.5	10.3	5.6
2022 (ASU)	12	38	422	5	47	3.2	11.1	35.2
2023 (ASU)	11	30	362	0	50	2.7	12.1	32.9
2024 (TTU)	4	11	105	2	36	2.8	9.5	26.3
Totals	38	85	951	8	50	2.2	11.2	25.0

2024 GAME-BY-GAME

Opponent	GS	Rec	Yds	TD	Avg	LG	Rush	Yds	TD
Abilene Christian		5	63	1	12.6	36	0	0	0
at Washington St.		2	6	0	3.0	6	3	12	0
North Texas		4	36	0	9.0	19	0	0	0
Arizona State		0	0	0	0.0	0	1	3	1
Cincinnati	-	-	-	-	-	-	-	-	-
at Arizona	-	-	-	-	-	-	-	-	-
Baylor	-	-	-	-	-	-	-	-	-
at TCU	-	-	-	-	-	-	-	-	-
at Iowa State	-	-	-	-	-	-	-	-	-
Colorado	-	-	-	-	-	-	-	-	-
at Oklahoma St.	-	-	-	-	-	-	-	-	-
West Virginia	-	-	-	-	-	-	-	-	-
Totals		11	105	1	9.5	36	4	15	1

2023 GAME-BY-GAME (@ ARIZONA STATE)

Opponent	GS	Rec	Yds	TD	Avg	LG	Rush	Yds	TD
Southern Utah	*	2	51	0	0.0	43	0	0	0
Oklahoma State	*	4	17	0	0.0	8	2	1	0
Southern California		5	71	0	0.0	29	0	0	0
at California	*	6	40	0	0.0	13	0	0	0
Colorado		0	0	0	0.0	0	0	0	0
at Washington		3	41	0	0.0	15	0	0	0
Washington State		4	90	0	0.0	50	0	0	0
at Utah		0	0	0	0.0	0	0	0	0
at UCLA	*	1	3	0	0.0	3	6	14	0
Oregon		2	38	0	0.0	31	6	34	0
Arizona	*	3	11	0	0.0	9	8	43	1
Totals		30	362	0	0.0	50	22	92	1

2022 GAME-BY-GAME (@ ARIZONA STATE)

Opponent	GS	Rec	Yds	TD	Avg	LG	Rush	Yds	TD
Northern Arizona		0	0	0	0.0	0	0	0	0
at Oklahoma State		1	5	0	0.0	5	0	0	0
Eastern Michigan		2	12	0	0.0	7	0	0	0
Utah		1	20	0	0.0	20	0	0	0
at USC		3	25	0	0.0	11	0	0	0
Washington		1	14	0	0.0	14	0	0	0
at Stanford		0	0	0	0.0	0	0	0	0
at Colorado		6	108	3	0.0	32	0	0	0
UCLA		7	66	0	0.0	17	0	0	0
at Washington State		1	47	1	0.0	47	0	0	0
Oregon State	*	6	49	0	0.0	21	0	0	0
at Arizona		10	76	1	0.0	27	0	0	0
Totals		38	422	5	0.0	47	0	0	0

2021 GAME-BY-GAME (@ ARIZONA STATE)

Opponent	GS	Rec	Yds	TD	Avg	LG	Rush	Yds	TD
Southern Utah	*	0	0	0	0.0	0	0	0	0
UNLV		0	0	0	0.0	0	0	0	0
at BYU		0	0	0	0.0	0	0	0	0
Colorado		1	5	0	0.0	5	0	0	0
at UCLA		0	0	0	0.0	0	0	0	0
Stanford		0	0	0	0.0	0	0	0	0
at Utah		3	18	1	0.0	7	0	0	0
Washington State		1	4	0	0.0	4	0	0	0
Southern California		0	0	0	0.0	0	0	0	0
at Washington		0	0	0	0.0	0	0	0	0
Wisconsin		1	35	0	0.0	35	0	0	0
Totals		6	62	1	0.0	35	0	0	0

5 CALEB DOUGLAS

WR | Jr. | 3rd Yr. (1st at Tech) | Missouri City, Texas | Hightower HS

Follow on Social Media

Twitter: @Caedeezy | Instagram: cddouglas_

PARTICIPATION	2022*	2023*	2024	CAREER
GP/GS	8/2	5/5	4/4	17/11

* at Florida

CAREER STATS

RECEIVING	G	Rec	Yds	TD	Lg	Rec/G	Avg/C	Avg/G
2022 (UF)	8	10	175	2	62	1.3	17.5	21.9
2023 (UF)	5	11	133	1	34	2.2	12.1	26.6
2024 (TTU)	4	15	200	1	42	3.8	13.3	50.0
Totals	17	36	508	4	62	2.1	14.1	29.9

2024 GAME-BY-GAME

Opponent	GS	Rec	Yds	TD	Avg	LG	Rush	Yds	TD
Abilene Christian	*	4	42	1	10.5	14	0	0	0
at Washington St.	*	4	71	0	17.8	42	0	0	0
North Texas	*	2	24	0	12.0	17	0	0	0
Arizona State	*	5	63	1	12.6	21	0	0	0
Cincinnati	-	-	-	-	-	-	-	-	-
at Arizona	-	-	-	-	-	-	-	-	-
Baylor	-	-	-	-	-	-	-	-	-
at TCU	-	-	-	-	-	-	-	-	-
at Iowa State	-	-	-	-	-	-	-	-	-
Colorado	-	-	-	-	-	-	-	-	-
at Oklahoma St.	-	-	-	-	-	-	-	-	-
West Virginia	-	-	-	-	-	-	-	-	-
Totals		15	200	2	13.3	42	0	0	0

2023 GAME-BY-GAME (@ FLORIDA)

Opponent	GS	Rec	Yds	TD	Avg	LG	Rush	Yds	TD
at Utah	*	4	42	1	0.0	19	0	0	0
McNeese	*	0	0	0	0.0	0	0	0	0
Tennessee	*	2	20	0	0.0	12	0	0	0
Charlotte	*	4	37	0	0.0	21	0	0	0
at Kentucky	*	1	34	0	0.0	34	0	0	0
Totals		11	133	1	0.0	34	0	0	0

2022 GAME-BY-GAME (@ FLORIDA)

Opponent	GS	Rec	Yds	TD	Avg	LG	Rush	Yds	TD
Utah		DNP							
Kentucky		DNP							
South Florida		DNP							
at Tennessee		DNP							
Eastern Washington		1	62	1	0.0	62	0	0	0
Missouri		DNP							
LSU		0	0	0	0.0	0	0	0	0
vs. Georgia		0	0	0	0.0	0	0	0	0
at Texas A&M		3	25	1	0.0	12	0	0	0
South Carolina	*	3	53	0	0.0	27	0	0	0
at Vanderbilt		1	10	0	0.0	10	0	0	0
at Florida State	*	0	0	0	0.0	0	0	0	0
vs. Oregon State		2	25	0	0.0	15	0	0	0
Totals		10	175	2	0.0	62	0	0	0

8 COY
EAKIN

WR | So. | 3rd Yr. | Stephenville, Texas | Stephenville HS

Follow on Social Media

Twitter: @CoyEakin | Instagram: coy_eakin

PARTICIPATION	2022	2023	2024	CAREER
GP/GS	4/0	10/7	4/4	18/11

CAREER STATS

RECEIVING	G	Rec	Yds	TD	Lg	Rec/G	Avg/C	Avg/G
2022	4	0	0	0	0	0.0	0.0	0.0
2023	10	36	416	2	43	3.6	11.6	41.6
2024	4	14	229	3	70	3.5	16.4	57.3
Totals	18	50	645	5	70	2.8	12.9	35.8

2024 GAME-BY-GAME

Opponent	GS	Rec	Yds	TD	Avg	Lg	Rush	Yds	TD
Abilene Christian	*	5	76	2	15.2	35	0	0	0
at Washington St.	*	5	54	0	10.8	19	0	0	0
North Texas	*	1	70	1	70.0	70	0	0	0
Arizona State	*	3	29	0	9.7	16	0	0	0
Cincinnati	-	-	-	-	-	-	-	-	-
at Arizona	-	-	-	-	-	-	-	-	-
Baylor	-	-	-	-	-	-	-	-	-
at TCU	-	-	-	-	-	-	-	-	-
at Iowa State	-	-	-	-	-	-	-	-	-
Colorado	-	-	-	-	-	-	-	-	-
at Oklahoma St.	-	-	-	-	-	-	-	-	-
West Virginia	-	-	-	-	-	-	-	-	-
Totals		14	229	3	16.4	70	0	0	0

2023 GAME-BY-GAME

Opponent	GS	Rec	Yds	TD	Avg	Lg	Rush	Yds	TD
at Wyoming	DNP-injured								
Oregon	DNP-injured								
Tarleton State	DNP-injured								
at West Virginia		1	9	0	9	9	0	0	0
Houston	*	0	0	0	0	0	0	0	0
at Baylor	*	2	20	1	10	13	0	0	0
Kansas State	*	5	102	0	20.4	43	0	0	0
at BYU	*	2	4	0	2	3	1	-1	0
TCU		8	78	0	9.8	30	0	0	0
at Kansas	*	3	29	0	9.7	11	0	0	0
UCF	*	4	41	0	10.3	22	0	0	0
at Texas		4	27	0	6.8	13	0	0	0
vs. California	*	7	106	1	15.1	27	0	0	0
Totals		36	416	2	11.6	43	1	-1	0

2022 GAME-BY-GAME

Opponent	GS	Rec	Yds	TD	Avg	Lg	Rush	Yds	TD
Murray State	DNP								
Houston	DNP								
at NC State	DNP								
Texas	DNP								
at Kansas State	DNP								
at Oklahoma State	DNP								
West Virginia		0	0	0	0	0	0	0	0
Baylor	DNP								
at TCU	DNP								
Kansas		0	0	0	0	0	0	0	0
at Iowa State		0	0	0	0	0	0	0	0
Oklahoma	DNP								
vs. Ole Miss		0	0	0	0	0	0	0	0
Totals		0	0	0	0	0	0	0	0

99 GINO
GARCIA

K | S-Sr. | 6th Yr. (3rd at Tech) | Richardson, Texas | Pearce HS

Follow on Social Media

Twitter: @ginogarcia___ | Instagram: ginogar1

PARTICIPATION	2019*	2020*	2021*	2022	2023	2024	CAREER
GP/GS	12/0	4/0	10/0	3/0	13/0	4/0	46/0

* at Houston Christian formerly known as Houston Baptist

CAREER STATS

FIELD GOALS	G	Made	Att	Lg	Pct
2019 (HBU)	12	18	26	54	69.2
2020 (HBU)	4	5	10	50	50.0
2021 (HBU)	10	9	10	59	90.0
2022 (TTU)	3	0	1	0	0.0
2023 (TTU)	13	16	22	55	72.7
2024 (TTU)	4	6	6	39	100.0
TOTALS	46	54	75	59	72.0

FIELD GOALS (Dis.)	FGM-FGA	01-19	20-29	30-39	40-49	50-59	60+
2019 (HBU)	18-26	0-0	5-6	6-6	5-8	2-6	0-0
2020 (HBU)	5-10	0-0	1-2	0-1	3-4	1-3	0-0
2021 (HBU)	9-10	0-0	3-3	2-2	3-4	1-1	0-0
2022 (TTU)	0-1	0-0	0-0	0-0	0-1	0-0	0-0
2023 (TTU)	16-22	0-0	4-4	7-8	2-5	3-5	0-0
2024 (TTU)	6-6	0-0	1-1	5-5	0-0	0-0	0-0
TOTALS	54-75	0-0	14-16	20-22	13-22	7-15	0-0

SCORING	G	TD	Rush	Pass	Retn	PAT	2PAT	FG	Total	Avg/G
2019 (HBU)	12	0	0	0	0	47	0	18	101	8.4
2020 (HBU)	4	0	0	0	0	16	0	5	31	7.8
2021 (HBU)	10	0	0	0	0	21	0	9	48	4.8
2022 (TTU)	3	0	0	0	0	7	0	0	7	2.3
2023 (TTU)	13	0	0	0	0	40	0	16	88	6.8
2024 (TTU)	4	0	0	0	0	10	0	6	28	7.0
TOTALS	46	0	0	0	0	141	0	54	303	6.6

2024 GAME-BY-GAME FG STATS | (Made), Missed, *Blocked*

Opponent	Att. 1	Att. 2	Att. 3	Att. 4	Att. 5	Totals	Long
Abilene Christian	(39)	(31)	-	-	-	2-of-2	39
at Washington St.	(37)	-	-	-	-	-	-
North Texas	(25)	-	-	-	-	-	-
Arizona State	(30)	(39)	-	-	-	-	-
Cincinnati	-	-	-	-	-	-	-
at Arizona	-	-	-	-	-	-	-
Baylor	-	-	-	-	-	-	-
at TCU	-	-	-	-	-	-	-
at Iowa State	-	-	-	-	-	-	-
Colorado	-	-	-	-	-	-	-
at Oklahoma St.	-	-	-	-	-	-	-
West Virginia	-	-	-	-	-	-	-
Totals						6-of-6	39

2023 GAME-BY-GAME FG STATS | (Made), Missed, *Blocked*

Opponent	Att. 1	Att. 2	Att. 3	Att. 4	Att. 5	Totals	Long
at Wyoming	(54)	49	40	50	(27)	2-of-5	54
Oregon	56	(45)	-	-	-	1-of-2	45
Tarleton State	(28)	(43)	-	-	-	2-of-2	43
at West Virginia	(39)	(34)	-	-	-	2-of-2	39
Houston	-	-	-	-	-	0-of-0	-
at Baylor	(37)	-	-	-	-	1-of-1	37
Kansas State	-	-	-	-	-	0-of-0	-
at BYU	-	-	-	-	-	0-of-0	-
TCU	(27)	(55)	-	-	-	2-of-2	55
at Kansas	(32)	(31)	48	(30)	-	3-of-4	32
UCF	(51)	-	-	-	-	1-of-1	51
at Texas	-	-	-	-	-	0-of-0	-
vs. California	(25)	39	(37)	-	-	2-of-3	37
Totals						16-of-22	55

2022 GAME-BY-GAME FG STATS | (Made), Missed, *Blocked*

Opponent	Att. 1	Att. 2	Att. 3	Att. 4	Att. 5	Totals	Long
Houston	46	-	-	-	-	0-of-1	-
Totals						0-of-1	-

2021 GAME-BY-GAME FG STATS (@ HOUSTON BAPTIST) | (Made), Missed, *Blocked*

Opponent	Att. 1	Att. 2	Att. 3	Att. 4	Att. 5	Totals	Long
at New Mexico	(45)	-	-	-	-	1-of-1	45
Northern Colorado	(24)	(36)	-	-	-	2-of-2	36
at Prairie View	(43)	(24)	-	-	-	2-of-2	43
Northwestern St.	(37)	40	-	-	-	1-of-2	37
at Southeastern	(59)	-	-	-	-	1-of-1	59
Nicholls St.	-	-	-	-	-	0-of-0	-
at UIW	-	-	-	-	-	0-of-0	-



at Northwestern St.	(48)	-	-	-	-	1-of-1	48
McNeese	(26)	-	-	-	-	1-of-1	26
UIW	-	-	-	-	-	0-of-0	-
Totals						9-of-10	59

2020 GAME-BY-GAME FG STATS (@ HOUSTON BAPTIST) | (Made), Missed, Blocked

Opponent	Att. 1	Att. 2	Att. 3	Att. 4	Att. 5	Totals	Long
at North Texas	43	30	(50)	50	-	1-of-4	50
at Texas Tech	(40)	(44)	-	-	-	2-of-2	44
at Louisiana Tech	(42)	-	-	-	-	1-of-1	42
at Eastern Kentucky	(24)	26	53	-	-	1-of-3	24
Totals						5-of-10	50

2019 GAME-BY-GAME FG STATS (@ HOUSTON BAPTIST) | (Made), Missed, Blocked

Opponent	Att. 1	Att. 2	Att. 3	Att. 4	Att. 5	Totals	Long
at UTEP	23	(47)	(23)	-	-	2-of-3	47
Texas Wesleyan	(23)	-	-	-	-	1-of-1	23
at South Dakota	(29)	-	-	-	-	1-of-1	29
Northwestern St.	(33)	(51)	-	-	-	2-of-2	51
Texas Southern	52	(30)	(54)	-	-	2-of-3	54
UIW	(49)	(26)	(32)	-	-	3-of-3	49
at Abilene Christian	(49)	(41)	-	-	-	2-of-2	49
at McNeese	-	-	-	-	-	0-of-0	-
Southeastern La.	(43)	(31)	-	-	-	2-of-2	43
at Nicholls	(30)	(31)	51	54	-	2-of-4	31
Lamar	(24)	55	46	46	-	1-of-4	24
at Sam Houston St.	45	-	-	-	-	0-of-1	-
Totals						18-of-26	54

7 BRENDEN JORDAN

DB | So. | 2nd Yr. | Mansfield, Texas | Mansfield HS

Follow on Social Media

Twitter: @BrendenJordan4 | Instagram: brendenxjordan

PARTICIPATION	2023	2024	CAREER
GP/GS	13/5	4/0	17/5

CAREER STATS

TACKLES	GP	UA	A	Total	TFL	Yds	PD	FF	FR	INT	QBH
2023	13	16	4	20	1	1	1	0	0	0	1
2024	4	4	5	9	0-0	0	1	0	0	0	0
TOTALS	17	20	9	29	1.0	1	2	0	0	0	1

INTERCEPTIONS	GP	No	Yds	TD	LG	AVG/R
2023	13	0	0	0	0	0.0
2024	4	0	0	0	0	0.0
TOTALS	17	0	0	0	0	0.0

2024 GAME-BY-GAME STATS

Opponent	GS	UA	A	TOT	TFL-YDS	INT-YDS	FF	FR	PBU
Abilene Christian	3	0	3		0-0	0-0	0	0	0
at Washington St.	0	1	1		0-0	0-0	0	0	0
North Texas	0	1	1		0-0	0-0	0	0	0
Arizona State	1	3	4		0-0	0-0	0	0	1
Cincinnati	-	-	-		---	---	-	-	-
at Arizona	-	-	-		---	---	-	-	-
Baylor	-	-	-		---	---	-	-	-
at TCU	-	-	-		---	---	-	-	-
at Iowa State	-	-	-		---	---	-	-	-
Colorado	-	-	-		---	---	-	-	-
at Oklahoma St.	-	-	-		---	---	-	-	-
West Virginia	-	-	-		---	---	-	-	-
Totals	4	5	9		0.0-0	0-0	0	0	1

2023 GAME-BY-GAME STATS

Opponent	GS	UA	A	TOT	TFL-YDS	INT-YDS	FF	FR	PBU
at Wyoming	*	0	0	0	0.0-0	0-0	0	0	0
Oregon	*	5	0	5	0.0-0	0-0	0	0	1
Tarleton St.	4	0	4		0.0-0	0-0	0	0	0
at West Virginia	0	0	0		0.0-0	0-0	0	0	0
Houston	0	0	0		0.0-0	0-0	0	0	0
at Baylor	0	0	0		0.0-0	0-0	0	0	0
Kansas State	5	1	6		1.0-1	0-0	0	0	1
at BYU	0	1	1		0.0-0	0-0	0	0	0
TCU	*	0	0	0	0.0-0	0-0	0	0	0
at Kansas	0	0	0		0.0-0	0-0	0	0	0
UCF	*	4	1	5	0.0-0	0-0	0	0	0
at Texas	*	1	1	2	0.0-0	0-0	0	0	0
vs. California	0	0	0		0.0-0	0-0	0	0	0
Totals	16	4	20		1.0-1	0-0	0	0	1

3 JOSH KELLY

WR | Sr. | 6th Yr. (1st at Tech) | Fresno, Calif. | San Joaquin Memorial HS

Follow on Social Media

Twitter: @kellz_0404 | Instagram: kellz03_

PARTICIPATION	2019*	2020*	2021*	2022*	2023*	2024	CAREER
GP/GS	1/1	6/4	13/9	6/4	12/12	4/4	42/34

* at Fresno State | * at Washington State

CAREER STATS

RECEIVING	G	Rec	Yds	TD	Lg	Rec/G	Avg/C	Avg/G
2019 (FS)	1	1	-10	0	-10	1.0	-10.0	-10.0
2020 (FS)	6	22	330	1	71	3.7	15.0	55.0
2021 (FS)	13	52	778	3	69	4.0	14.9	59.8
2022 (FS)	6	12	207	0	60	2.0	17.3	34.5
2023 (WSU)	12	61	923	8	51	5.0	15.1	76.9
2024 (TTU)	4	31	376	3	37	7.8	12.1	94.0
Totals	42	179	2,604	15	71	4.3	14.5	62.0

2024 GAME-BY-GAME

Opponent	GS	Rec	Yds	TD	Avg	LG	Rush	Yds	TD
Abilene Christian	*	10	156	1	15.6	35	0	0	0
at Washington St.	*	9	95	0	10.6	37	0	0	0
North Texas	*	2	36	1	18.0	26	0	0	0
Arizona State	*	10	89	1	8.9	20	0	0	0
Cincinnati	-	-	-	-	-	-	-	-	-
at Arizona	-	-	-	-	-	-	-	-	-
Baylor	-	-	-	-	-	-	-	-	-
at TCU	-	-	-	-	-	-	-	-	-
at Iowa State	-	-	-	-	-	-	-	-	-
Colorado	-	-	-	-	-	-	-	-	-
at Oklahoma St.	-	-	-	-	-	-	-	-	-
West Virginia	-	-	-	-	-	-	-	-	-
Totals		31	376	3	12.1	37	0	0	0

2023 GAME-BY-GAME (@ WASHINGTON STATE)

Opponent	GS	Rec	Yds	TD	Avg	LG	Rush	Yds	TD
at Colorado State	*	7	97	1	0.0	25	0	0	0
Wisconsin	*	1	6	0	0.0	6	0	0	0
Northern Colorado	*	5	74	1	0.0	32	1	3	0
Oregon State	*	8	159	3	0.0	44	0	0	0
at UCLA	*	5	40	0	0.0	14	0	0	0
Arizona	*	1	9	0	0.0	9	0	0	0
at Oregon	*	5	48	0	0.0	27	0	0	0
at Arizona State	*	2	42	0	0.0	28	0	0	0
Stanford	*	4	82	1	0.0	39	0	0	0
at California	*	9	130	1	0.0	21	0	0	0
Colorado	*	6	130	0	0.0	51	0	0	0
at Washington	*	8	106	1	0.0	21	0	0	0
Totals		61	923	8	15.1	51	1	3	0

2022 GAME-BY-GAME (@ FRESNO STATE)

Opponent	GS	Rec	Yds	TD	Avg	LG	Rush	Yds	TD
Cal Poly	*	3	39	0	0.0	17	0	0	0
Oregon State	*	4	95	0	0.0	60	0	0	0
at USC	*	0	0	0	0.0	0	0	0	0
San Diego State		0	0	0	0.0	0	0	0	0
Hawai'i		3	29	0	0.0	24	0	0	0
at UNLV	*	2	44	0	0.0	41	0	0	0
Totals		12	207	0	0.0	60	0	0	0

2021 GAME-BY-GAME (@ FRESNO STATE)

Opponent	GS	Rec	Yds	TD	Avg	LG	Rush	Yds	TD
UConn		3	54	0	0.0	37	0	0	0
at Oregon	*	5	72	0	0.0	21	1	-8	0
Cal Poly	*	3	127	2	0.0	62	0	0	0
at UCLA	*	8	120	0	0.0	31	0	0	0
UNLV		4	28	0	0.0	19	1	28	0
at Hawai'i	*	6	60	0	0.0	17	0	0	0
at Wyoming	*	1	1	0	0.0	1	0	0	0
Nevada		2	21	0	0.0	17	0	0	0
at San Diego State	*	5	107	0	0.0	69	0	0	0
Boise State	*	5	76	0	0.0	30	0	0	0
New Mexico	*	6	76	1	0.0	21	0	0	0
at San Jose St.	*	2	26	0	0.0	13	0	0	0
UTEP		2	10	0	0.0	8	1	0	0
Totals		52	778	3	0.0	69	3	20	0

2020 GAME-BY-GAME (@ FRESNO STATE)

Opponent	GS	Rec	Yds	TD	Avg	LG	Rush	Yds	TD
Hawaii	*	1	26	0	0.0	26	0	0	0
Colorado State		4	60	0	0.0	34	0	0	0
at UNLV	*	1	18	0	0.0	18	0	0	0
at Utah State	*	4	94	1	0.0	71	0	0	0
at Nevada		5	36	0	0.0	11	2	9	1
at New Mexico	*	7	96	0	0.0	24	0	0	0
Totals		22	330	1	0.0	71	2	9	1

5 QUINCY
LEDET JR.

DL | Sr. | 5th Yr. (2nd at Tech) | Orange, Texas | West Orange-Stark HS

Follow on Social Media

Twitter: @theelitekain14 | Instagram: 4eva_elite

PARTICIPATION	2020*	2021*	2022*	2023	2024	CAREER
GP/GS	8/0	11/9	12/10	13/1	4/2	48/22

* at Louisiana-Monroe

CAREER STATS

TACKLES	GP	UA	A	Total	TFL	Yds	PD	FF	FR	Blkd
2020 (ULM)	8	5	6	11	0.0	0	0	0	0	0
2021 (ULM)	11	6	22	28	1.0	10	1	1	0	0
2022 (ULM)	12	17	20	37	5.0	34	1	0	0	0
2023 (TTU)	13	5	15	20	0.5	1	0	1	0	0
2024 (TTU)	4	2	7	9	0-0	0	0	0	0	0
Totals	48	35	70	105	6.5	45	2	2	0	0

SACKS	G	UA	A	Total	Yds
2020 (ULM)	8	0	0	0.0	0
2021 (ULM)	11	1	0	1.0	10
2022 (ULM)	12	2	2	3.0	27
2023 (TTU)	13	0	1	0.5	1
2024 (TTU)	4	0	0	0.0	0
Totals	48	3	3	4.5	38

2024 GAME-BY-GAME STATS

Opponent	GS	UA	A	TOT	SACKS-YDS	TFL-YDS	FF	FR	INT	QBH
Abilene Christian *	0	2	2	0-0	0-0	0-0	0	0	0	0
at Washington St.	2	1	3	0-0	0-0	0-0	0	0	0	0
North Texas	0	2	2	0-0	0-0	0-0	0	0	0	1
Arizona State *	0	2	2	0-0	0-0	0-0	0	0	0	1
Cincinnati	-	-	-	---	---	---	-	-	-	-
at Arizona	-	-	-	---	---	---	-	-	-	-
Baylor	-	-	-	---	---	---	-	-	-	-
at TCU	-	-	-	---	---	---	-	-	-	-
at Iowa State	-	-	-	---	---	---	-	-	-	-
Colorado	-	-	-	---	---	---	-	-	-	-
at Oklahoma St.	-	-	-	---	---	---	-	-	-	-
West Virginia	-	-	-	---	---	---	-	-	-	-
Totals	3	7	10	0.0-0	0.0-0	0-0	0	0	0	2

2023 GAME-BY-GAME STATS

Opponent	GS	UA	A	TOT	SACKS-YDS	TFL-YDS	FF	FR	INT	QBH
at Wyoming	2	0	2	0.0-0	0.0-0	1-0	0	0	0	0
Oregon	0	1	1	0.0-0	0.0-0	0-0	0	0	0	0
Tarleton State	1	0	1	0.0-0	0.0-0	0-0	0	0	0	0
at West Virginia	0	1	1	0.0-0	0.0-0	0-0	0	0	0	0
Houston	0	0	0	0.0-0	0.0-0	0-0	0	0	0	0
at Baylor	0	1	1	0.0-0	0.0-0	0-0	0	0	0	1
Kansas State	0	0	0	0.0-0	0.0-0	0-0	0	0	0	0
at BYU	1	3	4	0.0-0	0.0-0	0-0	0	0	0	0
TCU	0	2	2	0.0-0	0.0-0	0-0	0	0	0	0
at Kansas	0	0	0	0.0-0	0.0-0	0-0	0	0	0	0
UCF	1	2	3	0.0-0	0.0-0	0-0	0	0	0	0
at Texas	0	2	2	0.0-0	0.0-0	0-0	0	0	0	0
vs. California *	0	3	3	0.5-1	0.5-1	0-0	0	0	0	0
Totals	5	15	20	0.5-1	0.5-1	1-0	0	0	0	1

2022 GAME-BY-GAME STATS (@ ULM)

Opponent	GS	UA	A	TOT	SACKS-YDS	TFL-YDS	FF	FR	INT	QBH
at Texas *	2	0	2	1.0-9	1.0-9	0-0	0	0	0	0
Nicholls *	0	1	1	0.0-0	0.0-0	0-0	0	0	0	0
at Alabama *	0	0	0	0.0-0	0.0-0	0-0	0	0	0	0
Louisiana *	1	3	4	0.0-0	0.0-0	0-0	0	0	0	0
at Arkansas St.	2	1	3	0.5-7	0.5-7	0-0	0	0	0	0
Coastal Carolina	0	1	1	0.0-0	0.0-0	0-0	0	0	0	0
at South Alabama *	0	1	1	0.0-0	0.0-0	0-0	0	0	0	0
at Army *	1	1	2	0.0-0	0.0-0	0-0	0	0	0	0
Texas State *	5	1	6	0.5-1	1.5-6	0-0	0	0	0	0
at Georgia State *	0	2	2	0.0-0	0.0-0	0-0	0	0	0	0
at Troy *	3	4	7	0.0-0	0.5-1	0-0	0	0	0	0
Southern Miss *	3	5	8	1.0-10	1.5-11	0-0	0	0	0	0
Totals	17	20	37	3.0-27	5.0-34	0-0	0	0	0	0

0 BRALYN
LUX

DB | Sr. | 6th Yr. (2nd at Tech) | San Jose, Calif. | King's Academy

Follow on Social Media

Twitter: @lamBlux12 | Instagram: lux_b3

PARTICIPATION	2020*	2021*	2022*	2023	2024	CAREER
GP/GS	6/6	13/8	8/8	12/8	2/2	41/32

* indicates seasons at Fresno State

CAREER STATS

TACKLES	GP	UA	A	Total	TFL	Yds	PD	FF	FR	Blkd	INT
2020 (FS)	6	27	3	30	1.0	1	4	1	1	0	1
2021 (FS)	13	18	6	24	1.0	2	4	0	1	0	0
2022 (FS)	8	30	5	35	3.0	16	7	1	0	0	1
2023 (TTU)	12	31	9	40	3.5	11	9	0	0	0	1
2024 (TTU)	2	3	0	3	0.0	0	0	0	0	0	1
TOTALS	41	109	23	132	8.5	30	24	2	2	0	4

2024 GAME-BY-GAME STATS

Opponent	GS	UA	A	TOT	TFL-YDS	INT-YDS	FF	FR	PBU
Abilene Christian	DNP-injured								
at Washington St. *	1	0	1	0-0	0-0	0	0	0	
North Texas *	2	0	2	0-0	1-44	0	0	0	
Arizona State	DNP-injured								
Cincinnati	-	-	-	---	---	-	-	-	
at Arizona	-	-	-	---	---	-	-	-	
Baylor	-	-	-	---	---	-	-	-	
at TCU	-	-	-	---	---	-	-	-	
at Iowa State	-	-	-	---	---	-	-	-	
Colorado	-	-	-	---	---	-	-	-	
at Oklahoma St.	-	-	-	---	---	-	-	-	
West Virginia	-	-	-	---	---	-	-	-	
Totals	3	0	3	0.0-0	1-44	0	0	0	

2023 GAME-BY-GAME STATS

Opponent	GS	UA	A	TOT	TFL-YDS	INT-YDS	FF	FR	PBU
at Wyoming	*	2	0	2	1.0-2	0-0	0	0	1
Oregon	*	2	1	3	0.5-2	0-0	0	0	0
Tarleton St.	*	3	0	3	0.0-0	0-0	0	0	0
at West Virginia		0	0	0	0.0-0	0-0	0	0	1
Houston		0	1	1	0.0-0	0-0	0	0	0
at Baylor	*	0	0	0	0.0-0	0-0	0	0	2
Kansas State	DNP-injured								
at BYU		0	0	0	0.0-0	0-0	0	0	0
TCU		7	0	7	0.0-0	0-0	0	0	1
at Kansas	*	3	1	4	2.0-7	0-0	0	0	1
UCF	*	4	0	4	0.0-0	0-0	0	0	1
at Texas	*	3	4	7	0.0-0	1-0	0	0	2
vs. California	*	7	2	9	0.0-0	0-0	0	0	0
Totals		31	9	40	3.5-11	1-0	0	0	9

2022 GAME-BY-GAME STATS (@ FRESNO STATE)

Opponent	GS	UA	A	TOT	TFL-YDS	INT-YDS	FF	FR	PBU
Cal Poly	*	2	0	2	0.0-0	0-0	0	0	0
Oregon State	*	6	2	8	0.0-0	0-0	0	0	2
at USC	*	6	0	6	0.0-0	0-0	0	0	1
at UConn	*	7	1	8	2.0-14	0-0	1	0	0
at Boise State	*	3	1	4	1.0-2	0-0	0	0	1
San Jose State	*	3	0	3	0.0-0	1-0	0	0	3
at New Mexico	*	2	1	3	0.0-0	0-0	0	0	0
San Diego State	*	1	0	1	0.0-0	0-0	0	0	0
Hawai'i	DNP-injured								
at UNLV	DNP-injured								
at Nevada	DNP-injured								
Wyoming	DNP-injured								
at Boise State	DNP-injured								
vs. Washington St.	DNP-injured								
Totals	30	5	35	3.0-16	1-0	1	0	7	

2021 GAME-BY-GAME STATS (@ FRESNO STATE)

Opponent	GS	UA	A	TOT	TFL-YDS	INT-YDS	FF	FR	PBU
UConn *	1	0	1	0.0-0	0-0	0	0	0	1
at Oregon *	0	0	0	0.0-0	0-0	0	0	0	1
Cal Poly *	4	0	4	0.0-0	0-0	0	0	0	0
at UCLA *	0	1	1	0.0-0	0-0	0	1	1	1
UNLV *	3	1	4	0.0-0	0-0	0	0	0	1
at Hawai'i *	2	0	2	0.0-0	0-0	0	0	0	0
at Wyoming *	1	0	1	1.0-2	0-0	0	0	0	0
Nevada *	4	0	4	0.0-0	0-0	0	0	0	0
at San Diego St. *	1	0	1	0.0-0	0-0	0	0	0	0
Boise State	0	0	0	0.0-0	0-0	0	0	0	0
New Mexico	0	1	1	0.0-0	0-0	0	0	0	0
at San Jose State	2	2	4	0.0-0	0-0	0	0	0	0
vs. UTEP	0	3	3	0.0-0	0-0	0	0	0	0
Totals	18	6	24	1.0-2	0-0	0	1	0	4



2020 GAME-BY-GAME STATS (@ FRESNO STATE)

Opponent	GS	UA	A	TOT	TFL-YDS	INT-YDS	FF	FR	PBU
Hawai'i	*	8	0	8	1.0-1	0-0	1	0	1
Colorado State	*	6	0	6	0.0-0	0-0	0	0	1
at UNLV	*	7	2	9	0.0-0	0-0	0	0	0
at Utah State	*	2	0	2	0.0-0	0-0	0	0	2
at Nevada	*	2	1	3	0.0-0	1-24	0	0	0
vs. New Mexico	*	2	0	2	0.0-0	0-0	0	0	0
Totals		27	3	30	1.0-1	1-24	1	0	4

10 DRAE McCRAY

WR | Sr. | 4th Yr. (2nd at Tech) | Tallahassee, Fla. | N. Florida Christian HS

Follow on Social Media

Twitter: @draemccray24 | Instagram: drae.mccray10

PARTICIPATION	2021*	2022*	2023	2024	CAREER
GP/GS	11/11	11/11	13/2	4/0	39/24

* indicates seasons at Austin Peay

CAREER STATS

RECEIVING	G	Rec	Yds	TD	Lg	Rec/G	Avg/C	Avg/G
2021 (APU)	11	53	867	8	73	4.8	16.4	78.8
2022 (APU)	11	76	1,021	9	72	6.9	13.4	92.8
2023 (TTU)	13	29	255	2	44	2.2	8.8	19.6
2024 (TTU)	4	6	30	0	8	1.5	5.0	7.5
Totals	39	164	2,173	19	73	4.2	13.3	55.7

ALL PURPOSE	G	Rush	Rec	PR	KR	IR	Total	Avg/G
2021 (APU)	11	1	867	39	108	0	1,015	92.3
2022 (APU)	11	54	1,021	0	54	0	1,129	102.6
2023 (TTU)	13	4	255	0	717	0	976	75.1
2024 (TTU)	4	0	30	0	204	0	234	58.5
Totals	39	59	2,173	39	1,083	0	3,354	86.0

2024 GAME-BY-GAME

Opponent	GS	Rec	Yds	TD	Avg	LG	Rush	Yds	TD
Abilene Christian		0	0	0	0.0	0	0	0	0
at Washington St.		3	18	0	9.0	7	0	0	0
North Texas		2	12	0	6.0	8	0	0	0
Arizona State		1	0	0	0.0	0	0	0	0
Cincinnati	-	-	-	-	-	-	-	-	-
at Arizona	-	-	-	-	-	-	-	-	-
Baylor	-	-	-	-	-	-	-	-	-
at TCU	-	-	-	-	-	-	-	-	-
at Iowa State	-	-	-	-	-	-	-	-	-
Colorado	-	-	-	-	-	-	-	-	-
at Oklahoma St.	-	-	-	-	-	-	-	-	-
West Virginia	-	-	-	-	-	-	-	-	-
Totals	6	30	0	5.0	0	0	0	0	0

2023 GAME-BY-GAME

Opponent	GS	Rec	Yds	TD	Avg	LG	Rush	Yds	TD
at Wyoming		5	42	0	8.4	15	0	0	0
Oregon		1	31	0	31.0	31	0	0	0
Tarleton State		1	9	0	9.0	9	0	0	0
at West Virginia		3	18	0	6.0	15	0	0	0
Houston		0	0	0	0	0	0	0	0
at Baylor		2	17	0	8.5	16	0	0	0
Kansas State		2	-3	0	-1.5	4	0	0	0
at BYU		3	22	0	7.3	13	1	4	0
TCU		1	44	1	44	44	0	0	0
at Kansas	*	2	-2	0	-1	0	0	0	0
UCF		4	55	1	13.8	26	0	0	0
at Texas		2	3	0	1.5	2	0	0	0
vs. California	*	3	19	0	6.3	7	0	0	0
Totals		29	255	2	8.8	44	1	4	0

2022 GAME-BY-GAME (@ AUSTIN PEAY)

Opponent	GS	Rec	Yds	TD	Avg	LG	Rush	Yds	TD
at Western Kentucky	*	7	90	2	12.9	44	1	17	0
Presbyterian	*	7	113	0	16.1	26	1	8	0
Mississippi Valley State	*	10	158	2	15.8	36	0	0	0
at Alabama A&M	*	1	1	0	1.0	1	0	0	0
Eastern Kentucky	*	6	59	1	9.8	24	2	8	0
at Central Arkansas	*	7	73	0	10.4	34	0	0	0
Murray State	*	5	166	2	33.2	72	2	-1	0
Jacksonville State	*	6	68	1	11.3	23	4	17	0
at North Alabama	*	5	106	1	21.2	62	2	5	0
at Kennesaw State	*	10	95	0	9.5	21	0	0	0
at Alabama	*	12	92	0	7.6	32	0	0	0
Totals		76	1,021	9	13.4	72	12	54	0

2021 GAME-BY-GAME (@ AUSTIN PEAY)

Opponent	GS	Rec	Yds	TD	Avg	LG	Rush	Yds	TD
at Chattanooga	*	5	87	1	17.4	57	0	0	0
at Ole Miss	*	6	87	0	14.5	51	0	0	0

Moorhead State	*	5	86	0	17.2	52	0	0	0
at Eastern Kentucky	*	8	59	0	7.4	11	0	0	0
Tennessee State	*	4	40	0	10.0	22	0	0	0
Southeast Missouri	*	2	18	0	9.0	13	0	0	0
at Murray State	*	4	23	1	5.8	14	0	0	0
at UT Martin	*	2	23	0	11.5	16	0	0	0
Eastern Illinois	*	6	137	2	22.8	45	0	0	0
at Tennessee State	*	4	70	0	17.5	45	0	0	0
Tennessee Tech	*	7	237	4	33.9	73	1	1	0
Totals		53	867	8	16.4	73	1	1	0

1 A.J. McCARTY

DB | So. | 5th Yr. (2nd at Tech) | Brownwood, Texas | Brownwood HS

Follow on Social Media

Twitter: @adonismccartyjr | Instagram: adonismccartyjr

PARTICIPATION	2020*	2021*	2022*	2023	2024	CAREER
GP/GS	3/0	13/0	13/2	1/0	4/4	34/6

* indicates seasons at Baylor

TACKLES	GP	UA	A	Total	TFL	Yds	PD	FF	FR	Blkd	INT
2020 (BU)	3	0	1	1	0.0	0	0	0	0	0	0
2021 (BU)	13	3	0	3	0.0	0	1	0	1	0	0
2022 (BU)	13	31	6	37	1.0	1	3	0	0	0	1
2023 (TTU)	1	0	0	0	0.0	0	0	0	0	0	0
2024 (TTU)	4	7	5	12	1.5	5	1	0	0	0	0
TOTALS	34	41	12	53	2.5	6	5	0	1	0	1

2024 GAME-BY-GAME STATS

Opponent	GS	UA	A	TOT	TFL-YDS	INT-YDS	FF	FR	PBU
Abilene Christian	*	2	3	5	0-0	0-0	0	0	1
at Washington St.	*	1	0	1	0-0	0-0	0	0	0
North Texas	*	2	0	2	1.0-3	0-0	0	0	0
Arizona State	*	2	2	4	0.5-2	0-0	0	0	0
Cincinnati	-	-	-	-	-	-	-	-	-
at Arizona	-	-	-	-	-	-	-	-	-
Baylor	-	-	-	-	-	-	-	-	-
at TCU	-	-	-	-	-	-	-	-	-
at Iowa State	-	-	-	-	-	-	-	-	-
Colorado	-	-	-	-	-	-	-	-	-
at Oklahoma St.	-	-	-	-	-	-	-	-	-
West Virginia	-	-	-	-	-	-	-	-	-
Totals	7	5	12	53	1.5-5	0-0	0	0	1

2023 GAME-BY-GAME STATS

Opponent	GS	UA	A	TOT	TFL-YDS	INT-YDS	FF	FR	PBU
vs. California	0	0	0	0	0.0-0	0-0	0	0	0
Totals	0	0	0	0	0.0-0	0-0	0	0	0

2022 GAME-BY-GAME STATS (@ BAYLOR)

Opponent	GS	UA	A	TOT	TFL-YDS	INT-YDS	FF	FR	PBU
UAlbany		2	0	2	0.0-0	0-0	0	0	1
at BYU		1	1	2	0.0-0	0-0	0	0	0
Texas State		4	2	6	0.0-0	0-0	0	0	0
at Iowa State		7	2	9	0.0-0	0-0	0	0	0
Oklahoma State		0	0	0	0.0-0	0-0	0	0	0
at West Virginia		0	0	0	0.0-0	0-0	0	0	0
Kansas		1	1	2	0.0-0	0-0	0	0	1
at Texas Tech		4	0	4	0.0-0	1-18	0	0	1
at Oklahoma	*	3	0	3	0.0-0	0-0	0	0	0
Kansas State		1	0	1	0.0-0	0-0	0	0	0
TCU		3	0	3	0.0-0	0-0	0	0	0
at Texas		1	0	1	0.0-0	0-0	0	0	0
vs. Air Force	*	4	0	4	1.0-1	0-0	0	0	0
Totals	31	6	37	53	1.0-1	1-18	0	0	3

2021 GAME-BY-GAME STATS (@ BAYLOR)

Opponent	GS	UA	A	TOT	TFL-YDS	INT-YDS	FF	FR	PBU
at Texas State		0	0	0	0.0-0	0-0	0	0	0
Texas Southern		0	0	0	0.0-0	0-0	0	0	1
at Kansas		1	0	1	0.0-0	0-0	0	0	0
Iowa State		1	0	1	0.0-0	0-0	0	0	0
at Oklahoma State		0	0	0	0.0-0	0-0	0	0	0
West Virginia		0	0	0	0.0-0	0-0	0	0	0
BYU		DNP							
Texas		0	0	0	0.0-0	0-0	0	0	0
at TCU		0	0	0	0.0-0	0-0	0	0	0
Oklahoma		0	0	0	0.0-0	0-0	0	0	0
at Kansas State		0	0	0	0.0-0	0-0	0	1	0
Texas Tech		0	0	0	0.0-0	0-0	0	0	0
vs. Oklahoma State		0	0	0	0.0-0	0-0	0	0	0
vs. Ole Miss		1	0	1	0.0-0	0-0	0	0	0
Totals	3	0	3	3	0.0-0	0-0	0	1	1

2020 GAME-BY-GAME STATS (@ BAYLOR)

Opponent	GS	UA	A	TOT	TFL-YDS	INT-YDS	FF	FR	PBU
Kansas State		0	0	0	0.0-0	0-0	0	0	0
at Oklahoma		0	0	0	0.0-0	0-0	0	0	0
Oklahoma State		0	1	1	0.0-0	0-0	0	0	0
Totals	0	1	1	2	0.0-0	0-0	0	0	0

9 JOHN CARLOS MILLER

TE | Jr. | 4th Yr. (1st at Tech) | Greensboro, N.C. | Dudley HS

Follow on Social Media

Twitter: @j2manmiller | Instagram: theofficial_miller

PARTICIPATION	2021*	2022*	2023*	2024	CAREER
GP/GS	4/0	11/11	10/10	4/0	29/21

* at Elon

CAREER STATS

RECEIVING	G	Rec	Yds	TD	Lg	Rec/G	Avg/C	Avg/G
2021 (ELON)	4	1	4	0	4	0.3	4.0	1.0
2022 (ELON)	11	26	201	3	25	2.4	7.7	18.3
2023 (ELON)	10	25	453	4	70	2.5	18.1	45.3
2024 (TTU)	4	5	87	3	45	1.3	17.4	21.8
Totals	29	57	745	10	70	2.0	13.1	25.7

2024 GAME-BY-GAME

Opponent	GS	Rec	Yds	TD	Avg	LG	Rush	Yds	TD
Abilene Christian		1	7	0	7.0	7	0	0	0
at Washington St.		1	20	1	20.0	20	0	0	0
North Texas		2	55	1	27.5	45	0	0	0
Arizona State		1	5	1	5.0	5	0	0	0
Cincinnati		-	-	-	-	-	-	-	-
at Arizona		-	-	-	-	-	-	-	-
Baylor		-	-	-	-	-	-	-	-
at TCU		-	-	-	-	-	-	-	-
at Iowa State		-	-	-	-	-	-	-	-
Colorado		-	-	-	-	-	-	-	-
at Oklahoma St.		-	-	-	-	-	-	-	-
West Virginia		-	-	-	-	-	-	-	-
Totals		5	87	3	17.4	45	0	0	0

2023 GAME-BY-GAME (@ ELON)

Opponent	GS	Rec	Yds	TD	Avg	LG	Rush	Yds	TD
at Wake Forest	*	1	18	0	0.0	18	0	0	0
at Gardner-Webb	*	2	49	0	0.0	25	0	0	0
N.C. A&T	*	0	0	0	0.0	0	0	0	0
at Campbell	*	4	55	0	0.0	26	0	0	0
William & Mary	*	2	7	0	0.0	4	0	0	0
N.C. Central	*	5	82	0	0.0	30	0	0	0
Monmouth	*	2	70	1	0.0	65	0	0	0
at Delaware	*	5	101	1	0.0	70	0	0	0
at Richmond	*	2	14	1	0.0	9	0	0	0
Hampton	*	2	57	1	0.0	53	0	0	0
Totals		25	453	4	0.0	70	0	0	0

2022 GAME-BY-GAME (@ ELON)

Opponent	GS	Rec	Yds	TD	Avg	LG	Rush	Yds	TD
at Vanderbilt	*	3	24	0	0.0	15	0	0	0
at Wofford	*	4	31	0	0.0	10	0	0	0
Gardner-Webb	*	2	22	0	0.0	14	0	0	0
at William & Mary	*	2	21	0	0.0	20	0	0	0
Richmond	*	1	25	1	0.0	25	0	0	0
Towson	*	3	13	1	0.0	8	0	0	0
at Rhode Island	*	4	29	0	0.0	9	0	0	0
at New Hampshire	*	0	0	0	0.0	0	0	0	0
Delaware	*	2	4	0	0.0	4	0	0	0
UAlbany	*	2	5	0	0.0	5	0	0	0
at Hampton	*	3	27	1	0.0	16	0	0	0
Totals		26	201	3	0.0	25	0	0	0

2021 GAME-BY-GAME (@ELON)

Opponent	GS	Rec	Yds	TD	Avg	LG	Rush	Yds	TD
at James Madison		0	0	0	0.0	0	0	0	0
Villanova		0	0	0	0.0	0	0	0	0
at Towson		0	0	0	0.0	0	0	0	0
Rhode Island		1	4	0	0.0	4	0	0	0
Totals		1	4	0	0.0	4	0	0	0

2 BEHREN MORTON

QB | Jr. | 4th Yr. | Eastland, Texas | Eastland HS

Follow on Social Media

Twitter: @BehrenMorton | Instagram: bmorton.2

PARTICIPATION	2021	2022	2023	2024	CAREER
GP/GS	2/0	9/4	10/8	4/4	25/16

CAREER STATS

PASSING	G	Cmp	Att	Int	Yds	TD	Lg	Pct	Avg/G	Effic
2021	2	1	3	0	0	0	0	33.3	0.0	33.3
2022	9	96	169	6	1,117	7	55	56.8	124.1	118.9
2023	10	182	293	8	1,757	15	49	62.1	175.7	123.9
2024	4	103	163	2	1,175	12	70	63.2	293.8	145.6
Totals	25	382	628	16	4,049	34	70	60.8	162.0	127.8

RUSHING	G	Att	Yds	TD	Lg	Avg/C	Avg/G
2021	2	2	15	0	17	7.5	7.5
2022	9	42	79	2	15	1.9	8.8
2023	10	46	3	4	14	0.1	0.3
2024	4	11	-14	1	10	-1.3	-3.5
Totals	25	101	83	7	17	0.8	3.3

2024 GAME-BY-GAME

Opponent	GS	Comp	Att	TD	INT	Yds	Lg	Run	Yds	TD	LG
Abilene Christian	*	30	42	5	0	378	36	2	-5	0	3
at Washington St.	*	34	52	1	2	323	42	4	7	0	7
North Texas	*	15	19	4	0	273	70	2	-1	1	10
Arizona State	*	24	44	2	0	201	21	3	-15	0	4
Cincinnati		-	-	-	-	-	-	-	-	-	-
at Arizona		-	-	-	-	-	-	-	-	-	-
Baylor		-	-	-	-	-	-	-	-	-	-
at TCU		-	-	-	-	-	-	-	-	-	-
at Iowa State		-	-	-	-	-	-	-	-	-	-
Colorado		-	-	-	-	-	-	-	-	-	-
at Oklahoma St.		-	-	-	-	-	-	-	-	-	-
West Virginia		-	-	-	-	-	-	-	-	-	-
Totals		103	163	12	2	1,175	70	11	-14	1	10

2023 GAME-BY-GAME

Opponent	GS	Comp	Att	TD	INT	Yds	Lg	Run	Yds	TD	LG
at Wyoming		DNP									
Oregon		DNP	-	-	-	-	-	-	-	-	-
Tarleton State		8	13	2	1	72	15	3	11	0	7
at West Virginia		13	37	1	0	158	26	8	-12	0	4
Houston	*	14	22	2	0	161	34	4	10	0	7
at Baylor	*	19	26	3	1	180	24	2	-1	1	10
Kansas State	*	14	21	0	0	125	31	6	8	1	10
at BYU		DNP-injured									
TCU	*	28	36	2	0	282	44	5	-4	1	9
at Kansas	*	19	25	0	1	176	33	7	-11	0	9
UCF	*	21	34	2	1	256	49	3	10	0	8
at Texas	*	19	36	0	3	88	15	5	-2	1	14
vs. California	*	27	43	3	1	259	41	3	-6	0	7
Totals		182	293	15	8	1,757	49	46	3	4	14

2022 GAME-BY-GAME

Opponent	GS	Comp	Att	TD	INT	Yds	Lg	Run	Yds	TD	LG
Murray State		7	10	1	1	97	24	3	-15	0	2
Houston		0	0	0	0	0	0	0	0	0	0
at NC State		4	7	0	1	85	38	2	20	0	13
Texas		0	0	0	0	0	0	0	0	0	0
at Kansas State		DNP									
at Oklahoma St.	*	39	62	2	1	379	36	17	53	1	15
West Virginia	*	28	45	2	0	325	55	8	17	0	8
Baylor	*	11	34	1	3	152	39	6	6	1	14
at TCU	*	7	10	1	0	79	47	6	-2	0	4
Kansas		DNP-injured									
at Iowa State		DNP-injured									
Oklahoma		DNP-injured									
vs. Ole Miss		0	1	0	0	0	0	0	0	0	0
Totals		96	169	7	6	1,117	55	42	79	2	15



3 BRYCE
RAMIREZ

LB | Sr. | 6th Yr. | Missouri City, Texas | George Ranch HS

Follow on Social Media

Twitter: @bryceramirez_ | Instagram: ebkrasca

PARTICIPATION	2019	2020	2021	2022	2023	2024	CAREER
GP/GS	0/0	0/0	7/0	2/1	11/2	4/0	24/3

CAREER STATS

TACKLES	GP	UA	A	Total	TFL	Yds	PD	FF	FR	INT	QBH
2021	7	2	1	3	0.0	0	0	0	0	0	0
2022	2	4	0	4	0.0	0	0	0	0	0	0
2023	11	14	7	21	0.0	0	0	0	0	0	1
2024	4	8	2	10	0.0	0	0	0	0	0	0
Totals	24	28	10	38	0.0	0	0	0	0	0	1

2024 GAME-BY-GAME STATS

Opponent	GS	UA	A	TOT	SACKS-YDS	TFL-YDS	FF	FR	INT	QBH
Abilene Christian	1	0	1		0-0	0-0	0	0	0	0
at Washington St.	1	0	1		0-0	0-0	0	0	0	0
North Texas	4	1	5		0-0	0-0	0	0	1	0
Arizona State	2	1	3		0-0	0-0	0	0	0	0
Cincinnati	-	-	-		---	---	-	-	-	-
at Arizona	-	-	-		---	---	-	-	-	-
Baylor	-	-	-		---	---	-	-	-	-
at TCU	-	-	-		---	---	-	-	-	-
at Iowa State	-	-	-		---	---	-	-	-	-
Colorado	-	-	-		---	---	-	-	-	-
at Oklahoma St.	-	-	-		---	---	-	-	-	-
West Virginia	-	-	-		---	---	-	-	-	-
Totals	8	2	10		0.0-0	0.0-0	0	0	1	0

2023 GAME-BY-GAME STATS

Opponent	GS	UA	A	TOT	SACKS-YDS	TFL-YDS	FF	FR	INT	QBH
at Wyoming	0	1	1		0.0-0	0.0-0	0	0	0	0
Oregon	2	0	2		0.0-0	0.0-0	0	0	0	0
Tarleton State	1	0	1		0.0-0	0.0-0	0	0	0	0
at West Virginia	0	1	1		0.0-0	0.0-0	0	0	0	0
Houston	2	0	2		0.0-0	0.0-0	0	0	0	0
at Baylor	1	0	1		0.0-0	0.0-0	0	0	0	0
Kansas State	DNP-injured									
at BYU	*	3	4	7	0.0-0	0.0-0	0	0	0	1
TCU	*	2	0	2	0.0-0	0.0-0	0	0	0	0
at Kansas	3	0	3		0.0-0	0.0-0	0	0	0	0
UCF	DNP-injured									
at Texas	0	1	1		0.0-0	0.0-0	0	0	0	0
vs. California	0	0	0		0.0-0	0.0-0	0	0	0	0
Totals	14	7	21		0.0-0	0.0-0	0	0	0	1

2022 GAME-BY-GAME STATS

Opponent	GS	UA	A	TOT	SACKS-YDS	TFL-YDS	FF	FR	INT	QBH
Murray State	DNP									
Houston	3	0	3		0.0-0	0.0-0	0	0	0	0
at NC State	*	1	0	1	0.0-0	0.0-0	0	0	0	0
Texas	DNP-injured									
at Kansas State	DNP-injured									
at Oklahoma St.	DNP-injured									
West Virginia	DNP-injured									
Baylor	DNP-injured									
at TCU	DNP-injured									
Kansas	DNP-injured									
at Iowa State	DNP-injured									
Oklahoma	DNP-injured									
vs. Ole Miss	DNP-injured									
Totals	4	0	4		0.0-0	0.0-0	0	0	0	0

2021 GAME-BY-GAME STATS

Opponent	GS	UA	A	TOT	SACKS-YDS	TFL-YDS	FF	FR	INT	QBH
vs. Houston	DNP									
Stephen F. Austin	DNP									
FIU	DNP									
at Texas	DNP									
at West Virginia	DNP									
TCU	DNP									
at Kansas	0	0	0		0.0-0	0.0-0	0	0	0	0
Kansas State	1	1	2		0.0-0	0.0-0	0	0	0	0
at Oklahoma	0	0	0		0.0-0	0.0-0	0	0	0	0
Iowa State	DNP									
Oklahoma State	0	0	0		0.0-0	0.0-0	0	0	0	0
at Baylor	0	0	0		0.0-0	0.0-0	0	0	0	0
vs. Mississippi St.	1	0	1		0.0-0	0.0-0	0	0	0	0
Totals	2	1	3		0.0-0	0.0-0	0	0	0	0

13 BEN
ROBERTS

LB | So. | 3rd Yr. | Haslet, Texas | Eaton HS

Follow on Social Media

Twitter: @Ben_Roberts2022 | Instagram: ben.roberts04

PARTICIPATION	2022	2023	2024	CAREER
GP/GS	2/0	13/12	4/4	19/16

CAREER STATS

TACKLES	GP	UA	A	Total	TFL	Yds	PD	FF	FR	INT	QBH
2022	2	0	0	0	0.0	0	0	0	0	0	0
2023	13	55	52	107	6.5	30	0	2	0	0	3
2024	4	16	12	28	2	4	0	2	0	0	0
Totals	19	71	64	135	8.5	34	0	4	0	0	3

2024 GAME-BY-GAME STATS

Opponent	GS	UA	A	TOT	SACKS-YDS	TFL-YDS	FF	FR	INT	QBH
Abilene Christian	*	4	3	7	0-0	1-2	1	0	0	0
at Washington St.	*	7	0	7	0-0	1-2	1	0	0	0
North Texas	*	3	0	3	0-0	0-0	0	0	0	0
Arizona State	*	2	9	11	0-0	0-0	0	0	0	0
Cincinnati	-	-	-		---	---	-	-	-	-
at Arizona	-	-	-		---	---	-	-	-	-
Baylor	-	-	-		---	---	-	-	-	-
at TCU	-	-	-		---	---	-	-	-	-
at Iowa State	-	-	-		---	---	-	-	-	-
Colorado	-	-	-		---	---	-	-	-	-
at Oklahoma St.	-	-	-		---	---	-	-	-	-
West Virginia	-	-	-		---	---	-	-	-	-
Totals	16	12	28		0.0-0	2.0-4	2	0	0	0

2023 GAME-BY-GAME STATS

Opponent	GS	UA	A	TOT	SACKS-YDS	TFL-YDS	FF	FR	INT	QBH
at Wyoming	0	1	1		0.0-0	0.5-0	0	0	0	0
Oregon	*	5	7	12	0.5-2	1.5-7	1	0	0	0
Tarleton State	*	2	2	4	0.0-0	0.0-0	0	0	0	0
at West Virginia	*	4	7	11	0.0-0	0.5-1	0	0	1	0
Houston	*	8	2	10	0.0-0	0.0-0	0	0	0	0
at Baylor	*	5	2	7	0.0-0	2.0-19	1	0	0	0
Kansas State	*	5	6	11	0.0-0	0.0-0	0	0	0	0
at BYU	*	5	5	10	0.0-0	0.0-0	0	0	0	1
TCU	*	3	3	6	0.0-0	0.0-0	0	0	0	0
at Kansas	*	8	1	9	0.0-0	0.0-0	0	0	0	0
UCF	*	2	4	6	0.0-0	0.5-2	0	0	0	0
at Texas	*	6	7	13	0.0-0	0.0-0	0	0	0	1
vs. California	*	2	5	7	0.0-0	1.5-3	0	0	0	1
Totals	55	52	107		0.5-2	6.5-30	2	0	1	3

2022 GAME-BY-GAME STATS

Opponent	GS	UA	A	TOT	SACKS-YDS	TFL-YDS	FF	FR	INT	QBH
Murray State	DNP									
Houston	DNP									
at NC State	DNP									
Texas	DNP									
at Kansas State	0	0	0		0.0-0	0.0-0	0	0	0	0
at Oklahoma St.	0	0	0		0.0-0	0.0-0	0	0	0	0
West Virginia	DNP									
Baylor	DNP									
at TCU	DNP									
Kansas	DNP									
at Iowa State	DNP									
Oklahoma	DNP									
vs. Ole Miss	DNP									
Totals	0	0	0		0.0-0	0.0-0	0	0	0	0

10 JACOB RODRIGUEZ

LB | R-Jr. | 4th Yr. (3rd at Tech) | Wichita Falls, Texas | Rider HS

Follow on Social Media

Twitter: @Jacob_R_10 | Instagram: jrodriguez_10

PARTICIPATION	2021	2022	2023	2024	CAREER
GP/GS	12/0	12/0	5/4	4/4	33/8

CAREER STATS

TACKLES	GP	UA	A	Total	TFL	Yds	PD	FF	FR	Blkd	QBH
2021 (LVA)	12	1	0	1	0.0	0	0	0	0	0	0
2022 (TTU)	12	17	12	29	3.0	7	0	1	0	0	0
2023 (TTU)	5	21	11	32	1.0	1	2	2	1	0	1
2024 (TTU)	4	19	11	30	3.0	15	1	1	0	0	1
Totals	33	58	34	92	7.0	23	3	4	1	0	2

2024 GAME-BY-GAME STATS

Opponent	GS	UA	A	TOT	SACKS-YDS	TFL-YDS	FF	FR	INT	QBH
Abilene Christian	*	9	4	13	0-0	2-13	1	0	0	0
at Washington St.	*	7	0	7	0-0	0-0	0	0	0	0
North Texas	*	1	0	1	0-0	0-0	0	0	0	1
Arizona State	*	2	7	9	0-0	1-2	0	0	0	1
Cincinnati	-	-	-	---	---	---	-	-	-	-
at Arizona	-	-	-	---	---	---	-	-	-	-
Baylor	-	-	-	---	---	---	-	-	-	-
at TCU	-	-	-	---	---	---	-	-	-	-
at Iowa State	-	-	-	---	---	---	-	-	-	-
Colorado	-	-	-	---	---	---	-	-	-	-
at Oklahoma St.	-	-	-	---	---	---	-	-	-	-
West Virginia	-	-	-	---	---	---	-	-	-	-
Totals		20	8	28	0.0-0	3.0-15	1	0	0	1

2023 GAME-BY-GAME STATS

Opponent	GS	UA	A	TOT	SACKS-YDS	TFL-YDS	FF	FR	INT	QBH
at Wyoming	*	2	0	2	0.0-0	0.0-0	1	1	0	0
Oregon	DNP-injured									
Tarleton State	DNP-injured									
at West Virginia	DNP-injured									
Houston	DNP-injured									
at Baylor	DNP-injured									
Kansas State	DNP-injured									
at BYU	DNP-injured									
TCU	4	2	6	0.0-0	0.0-0	0	0	0	0	0
at Kansas	*	3	1	4	0.0-0	1.0-1	0	0	0	0
UCF	*	7	5	12	0.0-0	0.0-0	0	0	0	1
at Texas	DNP									
vs. California	*	5	3	8	0.0-0	0.0-0	1	0	1	0
Totals		21	11	32	0.0-0	1.0-1	2	1	1	1

2022 GAME-BY-GAME STATS

Opponent	GS	UA	A	TOT	SACKS-YDS	TFL-YDS	FF	FR	INT	QBH
Murray State	0	4	4	0.0-0	1.0-2	0	0	0	0	0
Houston	0	0	0	0.0-0	0.0-0	0	0	0	0	0
at NC State	2	2	4	0.0-0	0.5-1	0	0	0	0	0
Texas	1	0	1	0.0-0	0.0-0	0	0	0	0	0
at Kansas State	1	0	1	0.0-0	0.0-0	0	0	0	0	0
at Oklahoma St.	1	1	2	0.0-0	0.0-0	0	0	0	2	
West Virginia	4	0	4	0.0-0	0.0-0	1	0	0	1	
Baylor	3	2	5	0.0-0	0.0-0	0	0	0	0	
at TCU	0	2	2	0.0-0	0.5-1	0	0	0	0	
Kansas	2	0	2	0.0-0	0.0-0	0	0	0	0	
at Iowa State	1	0	1	0.0-0	0.0-0	0	0	0	0	
Oklahoma	DNP-injured									
vs. Ole Miss	2	1	3	0.0-0	1.0-3	0	0	0	0	
Totals	17	12	29	0.0-0	3.0-7	1	0	0	3	

2021 GAME-BY-GAME (@ VIRGINIA)

Opponent	GS	Rush	Yds	TD	LG	Rec	Yds	TD	LG
William & Mary		3	31	0	24	0	0	0	0
Illinois		0	0	0	0	0	0	0	0
at North Carolina		3	14	0	7	3	23	0	17
Wake Forest		0	0	0	0	0	0	0	0
at Miami (FL)		1	5	0	5	2	24	0	16
at Louisville		1	1	0	1	2	13	0	9
Duke		2	5	0	4	0	0	0	0
Georgia Tech		0	0	0	0	0	0	0	0
at BYU		0	0	0	0	1	5	0	5
Notre Dame		0	0	0	0	0	0	0	0
at Pittsburgh		0	0	0	0	0	0	0	0
Virginia Tech		0	0	0	0	0	0	0	0
Totals		10	56	0	24	8	65	0	17

80 MASON THARP

TE | Sr. | 4th Yr. | Klein, Texas | Klein HS

Follow on Social Media

Twitter: @masontharp80 | Instagram: mason_tharp

PARTICIPATION	2021	2022	2023	2024	CAREER
GP/GS	12/8	10/7	8/7	4/4	34/26

CAREER STATS

RECEIVING	G	Rec	Yds	TD	Lg	Rec/G	Avg/C	Avg/G
2021	12	14	198	1	25	1.2	14.1	16.5
2022	10	12	100	2	21	1.2	8.3	10.0
2023	8	18	178	4	28	2.3	9.9	22.3
2024	4	3	20	0	12	0.8	6.7	5.0
Totals	34	47	496	7	28	1.4	10.6	14.6

2024 GAME-BY-GAME

Opponent	GS	Rec	Yds	TD	Avg	LG	Rush	Yds	TD
Abilene Christian	*	1	9	0	9.0	9	0	0	0
at Washington St.	*	1	-1	0	-1.0	0	0	0	0
North Texas	*	0	0	0	0	0	0	0	0
Arizona State	*	1	12	0	12.0	12	0	0	0
Cincinnati	-	-	-	-	-	-	-	-	-
at Arizona	-	-	-	-	-	-	-	-	-
Baylor	-	-	-	-	-	-	-	-	-
at TCU	-	-	-	-	-	-	-	-	-
at Iowa State	-	-	-	-	-	-	-	-	-
Colorado	-	-	-	-	-	-	-	-	-
at Oklahoma St.	-	-	-	-	-	-	-	-	-
West Virginia	-	-	-	-	-	-	-	-	-
Totals		3	20	0	6.7	12	0	0	0

2023 GAME-BY-GAME

Opponent	GS	Rec	Yds	TD	Avg	LG	Rush	Yds	TD
at Wyoming	*	1	10	0	10.0	10	0	0	0
Oregon	*	4	37	1	9.3	15	0	0	0
Tarleton State	*	3	43	1	14.3	28	0	0	0
at West Virginia	*	1	14	0	14	14	0	0	0
Houston	*	2	16	0	8	15	0	0	0
at Baylor	DNP-injured								
Kansas State	DNP-injured								
at BYU	DNP-injured								
TCU	DNP-injured								
at Kansas	DNP-injured								
UCF	*	3	32	1	10.7	19	0	0	0
at Texas	*	1	4	0	4.0	4	0	0	0
vs. California		3	22	1	7.3	15	0	0	0
Totals		18	178	4	9.9	28	0	0	0

2022 GAME-BY-GAME

Opponent	GS	Rec	Yds	TD	Avg	LG	Rush	Yds	TD
Murray State		1	21	1	21.0	21	0	0	0
Houston		0	0	0	0	0	0	0	0
at NC State	*	3	26	0	8.7	14	0	0	0
Texas		1	13	0	13.0	13	0	0	0
at Kansas State	*	0	0	0	0	0	0	0	0
at Oklahoma State	*	1	2	0	2.0	2	0	0	0
West Virginia	*	3	35	0	11.7	19	0	0	0
Baylor	*	1	0	0	0	0	0	0	0
at TCU	*	0	0	0	0	0	0	0	0
Kansas	*	2	3	1	1.5	2	0	0	0
at Iowa State	DNP-injured								
Oklahoma	DNP-injured								
vs. Ole Miss	DNP-injured								
Totals		12	100	2	8.3	21	0	0	0

2021 GAME-BY-GAME

Opponent	GS	Rec	Yds	TD	Avg	LG	Rush	Yds	TD
vs. Houston		0	0	0	0.0	0	0	0	0
Stephen F. Austin	*	0	0	0	0.0	0	0	0	0
FIU		3	61	1	20.3	25	0	0	0
at Texas	*	1	7	0	7.0	7	0	0	0
at West Virginia	*	0	0	0	0.0	0	0	0	0
TCU		2	22	0	11.0	14	0	0	0
at Kansas	*	3	38	0	12.7	25	0	0	0
Kansas State	*	0	0	0	0.0	0	0	0	0
at Oklahoma		2	31	0	15.5	23	0	0	0
Iowa State	DNP-injured								
Oklahoma State	*	3	39	0	13	25	0	0	0
at Baylor	*	0	0	0	0.0	0	0	0	0
vs. Mississippi St.	*	0	0	0	0.0	0	0	0	0
Totals		14	198	1	14.1	25	0	0	0



CAM'RON VALDEZ

RB | Jr. | 4th Yr. | Rockdale, Texas | Rockdale HS

Follow on Social Media

Twitter: @ijusscored | Instagram: camronvaldez

PARTICIPATION	2021	2022	2023	2024	CAREER
GP/GS	2/0	4/0	10/0	2/0	18/0

CAREER STATS							
RUSHING	G	Att	Yds	TD	Lg	Avg/C	Avg/G
2021	2	6	16	0	8	2.7	8.0
2022	4	18	169	0	38	9.4	42.3
2023	10	52	286	1	54	5.5	28.6
2024	2	9	40	0	17	4.4	20.0
Totals	18	85	511	1	54	6.0	28.4

2024 GAME-BY-GAME										
Opponent	GS	Rush	Yds	TD	LG	Rec	Yds	TD	LG	
Abilene Christian		1	6	0	6	0	0	0	0	
at Washington St.		8	34	0	17	1	1	0	1	
North Texas		DNP-injured								
Arizona State		DNP-injured								
Cincinnati		-	-	-	-	-	-	-	-	
at Arizona		-	-	-	-	-	-	-	-	
Baylor		-	-	-	-	-	-	-	-	
at TCU		-	-	-	-	-	-	-	-	
at Iowa State		-	-	-	-	-	-	-	-	
Colorado		-	-	-	-	-	-	-	-	
at Oklahoma St.		-	-	-	-	-	-	-	-	
West Virginia		-	-	-	-	-	-	-	-	
Totals		9	40	0	17	1	0	0	1	

2023 GAME-BY-GAME										
Opponent	GS	Rush	Yds	TD	LG	Rec	Yds	TD	LG	
at Wyoming		6	20	0	4	0	0	0	0	
Oregon		DNP-injured								
Tarleton State		DNP-injured								
at West Virginia		0	0	0	0	0	0	0	0	
Houston		6	111	1	54	0	0	0	0	
at Baylor		6	21	0	7	0	0	0	0	
Kansas State		6	22	0	14	3	27	0	15	
at BYU		5	38	0	20	0	0	0	0	
TCU		3	7	0	4	0	0	0	0	
at Kansas		4	14	0	5	0	0	0	0	
UCF		-	-	-	-	-	-	-	-	
at Texas		4	17	0	10	0	0	0	0	
vs. California		12	36	0	15	0	0	0	0	
Totals		52	286	1	54	3	27	0	15	

2022 GAME-BY-GAME										
Opponent	GS	Rush	Yds	TD	LG	Rec	Yds	TD	LG	
Murray State		DNP-injured								
Houston		DNP-injured								
at NC State		DNP-injured								
Texas		DNP-injured								
at Kansas State		DNP-injured								
at Oklahoma State		DNP-injured								
West Virginia		DNP-injured								
Baylor		DNP-injured								
at TCU		3	71	0	38	0	0	0	0	
Kansas		11	66	0	18	0	0	0	0	
at Iowa State		3	3	0	2	0	0	0	0	
Oklahoma		DNP								
vs. Ole Miss		1	29	0	29	0	0	0	0	
Totals		18	169	0	38	0	0	0	0	

RED RAIDERS IN THE NCAA/BIG 12 STATS

~ last updated: Sun., Sept. 22 ~

RB TAHJ BROOKS			
Category	Stat	Big 12	NCAA
All Purpose (198 ranked)	396	6th	19th
Rushing Yards (199 ranked)	379	7th	24th
Rushing Yards per Game	126.3	2nd	6th

WR COY EAKIN			
Category	Stat	Big 12	NCAA
Receiving Touchdowns (70 ranked)	3	7th	30th

WR JOSH KELLY			
Category	Stat	Big 12	NCAA
Receiving Touchdowns (70 ranked)	3	7th	30th
Receiving Yards (199 ranked)	376	4th	11th
Receiving Yards per Game (200 ranked)	94.0	6th	17th
Reception per Game (196 ranked)	7.8	2nd	7th

WR/KR DRAE MCCRAY			
Category	Stat	Big 12	NCAA
Kick Return Yards (197 ranked)	204	3rd	16th

QB BEHREN MORTON			
Category	Stat	Big 12	NCAA
Completions per Game (100 ranked)	25.75	3rd	6th
Passing Touchdowns (86 ranked)	12	1st	4th
Passing Yards (130 ranked)	1,175	3rd	11th
Passing Yards per Game (130 ranked)	293.8	3rd	14th
Points Responsible for (198 ranked)	78	1st	7th
Points Responsible per game (198 ranked)	19.5	1st	13th
Total Offense (200 ranked)	1,161	4th	23rd

LB BEN ROBERTS			
Category	Stat	Big 12	NCAA
Forced Fumbles	2	1st	8th

LB JACOB RODRIGUEZ			
Category	Stat	Big 12	NCAA
Solo Tackles (26 ranked)	19	6th	24th

TEAM/INDIVIDUAL STATISTICS

Team Results

	Date	Opponent		Score	Att.
	08/31/2024	Abilene Christian	Wot1	52-51	60229
	09/07/2024	at Washington St.	L	16-37	27372
	09/14/2024	North Texas	W	66-21	57865
*	09/21/2024	Arizona St.	W	30-22	58795

Rushing

Player	gp	att	gain	loss	net	avg	td	lg	avg/g
Tahj Brooks	3	71	396	17	379	5.3	2	25	126.3
Cameron Dickey	4	21	133	4	129	6.1	1	37	32.3
Cameran Brown	3	8	83	0	83	10.4	0	22	27.7
Cam'Ron Valdez	2	9	43	3	40	4.4	0	17	20.0
J'Koby Williams	2	6	34	0	34	5.7	1	12	17.0
Jalin Conyers	4	4	15	0	15	3.8	1	8	3.8
Will Hammond	1	2	11	0	11	5.5	0	8	11.0
Behren Morton	4	11	30	44	-14	-1.3	1	10	-3.5
Team	4	3	0	3	-3	-1.0	0	0	-0.8
Total	4	135	745	71	674	5.0	6	37	168.5
Opponents	4	144	701	62	639	4.4	12	68	159.8

Passing

Player	gp	effic	comp-att-int	pct	yds	td	lg	avg/g
Behren Morton	4	145.6	103-163-2	63.2	1175	12	70	293.8
Cameran Brown	3	32.5	4-9-1	44.4	11	0	7	3.7
Will Hammond	1	155.4	5-7-0	71.4	70	0	32	70.0
Coy Eakin	4	598.0	1-1-0	100.0	20	1	20	5.0
Total	4	142.8	113-180-3	62.8	1276	13	70	319.0
Opponents	4	135.2	84-139-5	60.4	1121	6	75	280.3

Receiving

Player	gp	no.	yds	avg	td	lg	avg/g
Josh Kelly	4	31	376	12.1	3	37	94.0
Caleb Douglas	4	15	200	13.3	1	42	50.0
Coy Eakin	4	14	229	16.4	3	70	57.3
Jalin Conyers	4	11	105	9.5	2	36	26.3
Jordan Brown	4	7	101	14.4	0	42	25.3
Cameron Dickey	4	7	42	6.0	1	12	10.5
Drae McCray	4	6	30	5.0	0	8	7.5
Tahj Brooks	3	5	17	3.4	0	7	5.7
Johncarlos Miller II	4	5	87	17.4	3	45	21.8
Micah Hudson	4	5	47	9.4	0	32	11.8
Mason Tharp	4	3	20	6.7	0	12	5.0
Brady Boyd	3	1	7	7.0	0	7	2.3
Cam'Ron Valdez	2	1	1	1.0	0	1	0.5
J'Koby Williams	2	1	10	10.0	0	10	5.0
Tyson Turner	2	1	4	4.0	0	4	2.0
Total	4	113	1276	11.3	13	70	319.0
Opponents	4	84	1121	13.3	6	75	280.3

Game Records

Record	Overall	Home	Away	Neutral
ALL GAMES	3-1	3-0	0-1	0-0
CONFERENCE	1-0	1-0	0-0	0-0
NON-CONFERENCE	2-1	2-0	0-1	0-0

Team Statistics

	TTU	OPP
First Downs	100	83
Rushing	36	27
Passing	57	46
Penalty	7	10
Rushing Yardage	674	639
Rushing attempts	135	144
Average per rush	5.0	4.4
Average per game	168.5	159.8
TDs Rushing	6	12
Passing Yardage	1276	1121
Comp-Att-Int	113-180-3	84-139-5
Average per pass	7.1	8.1
Average per catch	11.3	13.3
Average per game	319.0	280.3
TDs Passing	13	6
Total offense	1950	1760
Average per play	6.2	6.2
Average per game	487.5	440.0
Kick returns: #-Yards	10-267	6-114
Punt returns: #-Yards	6-26	4-51
Int returns: #-Yards	5-46	3-45
Fumbles-Lost	3-2	3-1
Penalties-Yards	38-307	22-208
Punts-Avg	13-43.5	16-42.3
Time of possession / game	30:42	29:18
3rd-down conversion	33/65	23/57
4rd-down conversion	3/9	5/11
PAT-attempts	(18-18) 100%	(14-16) 88%
2-point conversion-attempts	(1-2) 50%	(0-2) 0%

Interceptions

Player	no.	yds	avg	td	lg
Chapman Lewis	2	0	0.0	0	0
Bralyn Lux	1	44	44.0	1	44
Bryce Ramirez	1	2	2.0	0	2
CJ Baskerville	1	0	0.0	0	0
Total	5	46	9.2	1	44
Opponents	3	45	15.0	0	23



INDIVIDUAL STATISTICS

Field Goals

Player	fg	pct.	01-19	20-29	30-39	40-49	50-99	lg	blk
Gino Garcia	6-6	100.0	0-0	1-1	5-5	0-0	0-0	39	0
Reese Burkhardt	2-2	100.0	0-0	0-0	0-0	2-2	0-0	41	0
Opponents	3-5	60.0	0-0	2-3	1-1	0-1	0-0	34	0

Scoring

			PAT						
Player	td	fg	kick	rush	rcv	pass	dxp	saf	pts
Gino Garcia	-	6-6	10-10	-	-	-	-	-	28
Jalin Conyers	3	-	-	1	-	-	-	-	20
Josh Kelly	3	-	-	-	-	-	-	-	18
Johncarlos Miller II	3	-	-	-	-	-	-	-	18
Coy Eakin	3	-	-	-	-	-	-	-	18
Reese Burkhardt	-	2-2	8-8	-	-	-	-	-	14
Tahj Brooks	2	-	-	-	-	-	-	-	12
Cameron Dickey	2	-	-	-	-	-	-	-	12
Bralyn Lux	1	-	-	-	-	-	-	-	6
Behren Morton	1	-	-	-	-	-	-	-	6
Caleb Douglas	1	-	-	-	-	-	-	-	6
J'Koby Williams	1	-	-	-	-	-	-	-	6
Total	20	8-8	18-18	1	0	0	0	0	164
Opponents	18	3-5	14-16	0	0	0	0	0	131

Score by Periods

Team	1st	2nd	3rd	4th	OT	TOT
Texas Tech	56	55	21	25	7	164
Opponents	21	44	27	33	6	131

Punting

Player	no.	yds	avg	lg	tb	fc	i20	50+	blk
Jack Burgess	13	565	43.5	59	1	4	4	3	0
Total	13	565	43.5	59	1	4	4	3	0
Opponents	16	677	42.3	52	0	7	4	2	0

Punt Returns

Player	no.	yds	avg	td	lg
Josh Kelly	6	26	4.3	0	12
Total	6	26	4.3	0	12
Opponents	4	51	12.8	0	20

Kick Returns

Player	no.	yds	avg	td	lg
Drae McCray	5	204	40.8	0	74
Cameron Dickey	2	34	17.0	0	17
Jordan Brown	1	18	18.0	0	18
Trent Low	1	11	11.0	0	11
Johncarlos Miller II	1	0	0.0	0	0
Total	10	267	26.7	0	74
Opponents	6	114	19.0	0	27

All Purpose

Player	g	rush	rcv	pr	kr	ir	total	avg/g
Josh Kelly	4	0	376	26	0	0	402	100.5
Tahj Brooks	3	379	17	0	0	0	396	132.0
Drae McCray	4	0	30	0	204	0	234	58.5
Coy Eakin	4	0	229	0	0	0	229	57.3
Cameron Dickey	4	129	42	0	34	0	205	51.3
Caleb Douglas	4	0	200	0	0	0	200	50.0
Jalin Conyers	4	15	105	0	0	0	120	30.0
Jordan Brown	4	0	101	0	18	0	119	29.8
Johncarlos Miller II	4	0	87	0	0	0	87	21.8
Cameran Brown	3	83	0	0	0	0	83	27.7
Micah Hudson	4	0	47	0	0	0	47	11.8
Bralyn Lux	2	0	0	0	0	44	44	22.0
J'Koby Williams	2	34	10	0	0	0	44	22.0
Cam'Ron Valdez	2	40	1	0	0	0	41	20.5
Mason Tharp	4	0	20	0	0	0	20	5.0
Trent Low	4	0	0	0	11	0	11	2.8
Will Hammond	1	11	0	0	0	0	11	11.0
Brady Boyd	3	0	7	0	0	0	7	2.3
Tyson Turner	2	0	4	0	0	0	4	2.0
Bryce Ramirez	4	0	0	0	0	2	2	0.5
Behren Morton	4	-14	0	0	0	0	-14	-3.5
Total	4	674	1276	26	267	46	2289	572.3
Opponents	4	639	1121	51	114	45	1970	492.5

Total Offense

Player	g	plays	rush	pass	total	avg/g
Behren Morton	4	174	-14	1175	1161	290.3
Tahj Brooks	3	71	379	0	379	126.3
Cameron Dickey	4	21	129	0	129	32.3
Cameran Brown	3	17	83	11	94	31.3
Will Hammond	1	9	11	70	81	81.0
Cam'Ron Valdez	2	9	40	0	40	20.0
J'Koby Williams	2	6	34	0	34	17.0
Coy Eakin	4	1	0	20	20	5.0
Jalin Conyers	4	4	15	0	15	3.8
Total	4	315	674	1276	1950	487.5
Opponents	4	283	639	1121	1760	440.0

TEXAS TECH GAME-BY-GAME STATS

Date	Opponent	Rushing				Receiving				Passing				Kick Returns				Punt Returns				tot off
		no.	yds	td	lg	no.	yds	td	lg	cmp-att-int	yds	td	lg	no.	yds	td	lg	no.	yds	td	lg	
08/31/2024	Abilene Christian	32	161	1	21	30	378	5	36	30-42-0	378	5	36	5	200	0	74	0	0	0	0	539
09/07/2024	at Washington St.	27	148	0	22	35	343	2	42	35-60-2	343	2	42	3	28	0	17	2	20	0	12	491
09/14/2024	North Texas	37	232	4	37	24	354	4	70	24-34-1	354	4	70	0	0	0	0	2	-6	0	0	586
09/21/2024	Arizona St.	39	133	1	25	24	201	2	21	24-44-0	201	2	21	2	39	0	24	2	12	0	11	334
Texas Tech		135	674	6	37	113	1276	13	70	113-180-3	1276	13	70	10	267	0	74	6	26	0	12	1950
Opponents		144	639	12	68	84	1121	6	75	84-139-5	1121	6	75	6	114	0	27	4	51	0	20	1760

Texas Tech Averages

Games	Avg/ rush	Avg/ catch	Pass effic	KR avg	PR avg	All purpose avg/game	Total offense avg/game
4	5.0	11.3	142.8	26.7	4.3	572.3	487.5

Date	Opponent	Tackles			Sacks	Fumble		Pass Defense			blkd kick	PAT attempts			off		
		ua	a	total		ff	fr-yds	int-yds	qbh	brup		kick	rush	rcv	saf	t/o	pts
08/31/2024	Abilene Christian	47	30	77	7.0-25	0-0	2 1-0	0-0	2	4	0	5-5	1	0	0	8	52
09/07/2024	at Washington St.	47	8	55	6.0-22	1-15	1 0-0	1-0	4	0	0	1-1	0	0	0	0	16
09/14/2024	North Texas	38	28	66	5.0-15	1-3	0 0-0	3-46	3	1	0	9-9	0	0	0	21	66
09/21/2024	Arizona St.	25	44	69	2.0-5	1-3	0 0-0	1-0	3	4	1	3-3	0	0	0	7	30
Texas Tech		157	110	267	20.0-67	3-21	3 1-0	5-46	12	9	1	18-18	1	0	0	36	164
Opponents		176	120	296	24.0-94	5-44	2 2-16	3-45	23	17	0	14-16	0	0	0	20	131

Date	Opponent	Punting										Field Goals			Kickoffs			
		no.	yds	avg	long	blkd	tb	fc	50+	i20	md-att	long	blkd	no.	yds	avg	tb	ob
08/31/2024	Abilene Christian	1	45	45.0	45	0	0	1	0	1	3-3	41	0	9	584	64.9	6	0
09/07/2024	at Washington St.	3	128	42.7	59	0	0	1	1	0	1-1	37	0	3	195	65.0	3	0
09/14/2024	North Texas	4	182	45.5	52	0	0	0	2	2	1-1	25	0	11	719	65.4	9	0
09/21/2024	Arizona St.	5	210	42.0	49	0	1	2	0	1	3-3	40	0	7	432	61.7	5	0
Texas Tech		13	565	43.5	59	0	1	4	3	4	8-8	41	0	30	1930	64.3	23	0
Opponents		16	677	42.3	52	0	0	7	2	4	3-5	34	0	23	1326	57.7	9	2

OPPONENTS GAME-BY-GAME STATS

Date	Opponent	Rushing				Receiving				Passing				Kick Returns				Punt Returns				tot		
		no.	yds	td	lg	no.	yds	td	lg	cmp	att	int	yds	td	lg	no.	yds	td	lg	no.	yds	td	lg	off
08/31/2024	Abilene Christian	35	109	4	13	36	506	3	71	36	51	0	506	3	71	2	45	0	27	0	0	0	0	615
09/07/2024	at Washington St.	46	301	4	68	9	115	1	39	9	19	1	115	1	39	0	0	0	0	1	4	0	4	416
09/14/2024	North Texas	33	135	1	21	17	218	2	75	17	31	3	218	2	75	2	43	0	23	3	47	0	20	353
09/21/2024	Arizona St.	30	94	3	11	22	282	0	66	22	38	1	282	0	66	2	26	0	14	0	0	0	0	376
Opponents		144	639	12	68	84	1121	6	75	84	139	5	1121	6	75	6	114	0	27	4	51	0	20	1760
Texas Tech		135	674	6	37	113	1276	13	70	113	180	3	1276	13	70	10	267	0	74	6	26	0	12	1950

Opponents Averages

Games	Avg/ rush	Avg/ catch	Pass effic	KR avg	PR avg	All purpose avg/game	Total offense avg/game
4	4.4	13.3	135.2	19.0	12.8	492.5	440.0

Date	Opponent	Tackles				Sacks		Fumble		Pass Defense			blkd	PAT attempts			off		
		ua	a	total	tfl-yds	no	yds	ff	fr-yds	int-yds	qbh	brup	kick	kick	rush	rcv	saf	t/o	pts
08/31/2024	Abilene Christian	43	32	75	4.0-19	1	8	0	0-0	0-0	2	3	0	6-6	0	0	0	0	51
09/07/2024	at Washington St.	49	26	75	7.0-24	1	6	1	2-16	2-22	13	4	0	4-5	0	0	0	13	37
09/14/2024	North Texas	40	30	70	9.0-25	1	11	1	0-0	1-23	1	3	0	3-3	0	0	0	7	21
09/21/2024	Arizona St.	44	32	76	4.0-26	2	19	0	0-0	0-0	7	7	0	1-2	0	0	0	0	22
Opponents		176	120	296	24.0-94	5	44	2	2-16	3-45	23	17	0	14-16	0	0	0	20	131
Texas Tech		157	110	267	20.0-67	3	21	3	1-0	5-46	12	9	1	18-18	1	0	0	36	164

Date	Opponent	Punting										Field Goals			Kickoffs				
		no.	yds	avg	long	blkd	tb	fc	50+	i20	md-att	long	blkd	no.	yds	avg	tb	ob	
08/31/2024	Abilene Christian	2	79	39.5	45	0	0	2	0	0	1-1	21	0	8	477	59.6	2	0	
09/07/2024	at Washington St.	5	211	42.2	52	0	0	2	1	3	1-2	25	0	7	348	49.7	3	0	
09/14/2024	North Texas	6	257	42.8	48	0	0	2	0	1	0-1	0	0	4	260	65.0	4	0	
09/21/2024	Arizona St.	3	130	43.3	51	0	0	1	1	0	1-1	34	0	4	241	60.3	0	2	
Opponents		16	677	42.3	52	0	0	7	2	4	3-5	34	0	23	1326	57.7	9	2	
Texas Tech		13	565	43.5	59	0	1	4	3	4	8-8	41	0	30	1930	64.3	23	0	

GAME-BY-GAME INDIVIDUAL STATS | OFFENSE

PASSING

#2 Behren Morton	Comp	Att	Int	Pct	Yards	TD	Long	Sacked	Effic.
Abilene Christian	30	42	0	71.4	378	5	36	1-8	186.3
Washington St.	34	58	2	58.6	323	1	42	1-6	104.2
North Texas	15	19	0	78.9	273	4	70	1-11	269.1
Arizona St.	24	44	0	54.5	201	2	21	2-19	107.9
Totals	103	163	2	63.2	1175	12	70	5-44	145.6

#7 Cameran Brown	Comp	Att	Int	Pct	Yards	TD	Long	Sacked	Effic.
Washington St.	0	1	0	0.0	0	0	0	0-0	0.0
North Texas	4	8	1	50.0	11	0	7	0-0	36.6
Totals	4	9	1	44.4	11	0	7	0-0	32.5

#8 Coy Eakin	Comp	Att	Int	Pct	Yards	TD	Long	Sacked	Effic.
Washington St.	1	1	0	100.0	20	1	20	0-0	598.0
Totals	1	1	0	100.0	20	1	20	0-0	598.0

#15 Will Hammond	Comp	Att	Int	Pct	Yards	TD	Long	Sacked	Effic.
North Texas	5	7	0	71.4	70	0	32	0-0	155.4
Totals	5	7	0	71.4	70	0	32	0-0	155.4

Rushing

Player	No-Yds/TD	ACU	WSU	UNT	ASU
Tahj Brooks	71-379/2	27-153/1	DNP	17-109/1	27-117/0
Cameron Dickey	21-129/1	1-5/0	7-25/0	10-75/1	3-24/0
Behren Morton	11--14/1	2--5/0	4-7/0	2--1/1	3--15/0
Cam'Ron Valdez	9-40/0	1-6/0	8-34/0	DNP	DNP
Cameran Brown	8-83/0	1-2/0	5-70/0	2-11/0	DNP
J'Koby Williams	6-34/1	DNP	DNP	4-27/1	2-7/0
Jalin Conyers	4-15/1	-	3-12/0	-	1-3/1
Will Hammond	2-11/0	DNP	DNP	2-11/0	DNP

Receiving

Player	No-Yds/TD	ACU	WSU	UNT	ASU
Josh Kelly	31-376/3	10-156/1	9-95/0	2-36/1	10-89/1
Caleb Douglas	15-200/1	4-42/1	4-71/0	2-24/0	5-63/0
Coy Eakin	14-229/3	5-76/2	5-54/0	1-70/1	3-29/0
Jalin Conyers	11-105/2	5-63/1	2-6/0	4-36/1	-
Jordan Brown	7-101/0	1-11/0	3-41/0	3-49/0	-
Cameron Dickey	7-42/1	-	5-34/1	2-8/0	-
Drae McCray	6-30/0	-	3-18/0	2-12/0	1-0/0
Johncarlos Miller II	5-87/3	1-7/0	1-20/1	2-55/1	1-5/1
Micah Hudson	5-47/0	-	1-4/0	3-43/0	1-0/0
Tahj Brooks	5-17/0	3-14/0	DNP	-	2-3/0
Mason Tharp	3-20/0	1-9/0	1--1/0	-	1-12/0
J'Koby Williams	1-10/0	DNP	DNP	1-10/0	-
Brady Boyd	1-7/0	DNP	-	1-7/0	-
Tyson Turner	1-4/0	DNP	-	1-4/0	DNP
Cam'Ron Valdez	1-1/0	-	1-1/0	DNP	DNP



DEFENSIVE STATISTICS

Team Defense

			Tackles				Sacks	Pass defense			Fumbles		blkd	
##	Player	gp	ua	a	tot	tfl/yds	no-yds	int-yds	brup	qbh	fr-yds	ff	kick	saf
10	Jacob Rodriguez	4	19	11	30	3-15	.	.	1	1	.	1	.	.
13	Ben Roberts	4	16	12	28	2-4	2	.	.
9	CJ Baskerville	4	14	5	19	1-1	.	1-0
4	Maurion Horn	4	9	7	16	1-2	.	.	1	1
25	Chapman Lewis	4	11	4	15	.	.	2-0	2
1	AJ McCarty	4	7	5	12	1.5-5	0.5-2	.	1
8	E'Maurion Banks	4	8	4	12	3-9	1	.
17	Isaac Smith	4	6	6	12	1.5-16	1-15	.	.	1
6	John Curry	4	7	5	12	1
3	Bryce Ramirez	4	8	2	10	.	.	1-2
35	Miquel Dingle Jr	4	5	5	10	1.5-4	0.5-2	.	.	1
5	Quincy Ledet	4	2	7	9	2
7	Brenden Jordan	4	4	5	9	.	.	.	1
51	Jayden Cofield	4	4	5	9	1-2
12	Marquez Stevenson	3	4	4	8	.	.	.	1
95	Trevon McAlpine	3	5	2	7
21	Jordan Sanford	4	6	1	7
2	Jalon Peoples	4	4	.	4	.	.	.	1
88	Amier Washington	4	2	2	4	0.5-1	0.5-1	.	.	1
0	Bralyn Lux	2	3	.	3	.	.	1-44
33	Harvey Dyson III	2	3	.	3	1-3	.	.	1	2
94	Braylon Rigsby	4	2	1	3	1-1	.	.	.	1
38	Reese Burkhardt	4	.	2	2
31	Joseph Plunk	4	2	.	2
99	Sam Carrell	4	1	1	2	1-2
30	Jackson Knotts	4	.	2	2
40	Wesley Smith	4	.	2	2
36	Justin Horne	4	.	2	2	0.5-1	0.5-1
90	Ansel Nedore	4	1	1	2
22	Devynn Cromwell	4	1	1	2
52	De'Braylon Carroll	4	.	1	1	0.5-1	.	.	.	1	1-0	.	.	.
29	Chief Collins	4	.	1	1
48	Gage Elder	1	1	.	1
34	Trent Low	4	.	1	1
14	Drew Hocutt	4	.	1	1
10	Drae McCray	4	1	.	1
5	Caleb Douglas	4	1	.	1
26	Sammy Morris IV	4	.	1	1
89	Jason Llewellyn	4	.	1	1
	Totals	4	157	110	267	20-67	3-21	5-46	9	12	1-0	3	1	0
	Opponents	4	176	120	296	24-94	5-44	3-45	17	23	2-16	2	0	0

GAME-BY-GAME INDIVIDUAL STATS | DEFENSE

Total Tackles

Player	S-A	Total	ACU	WSU	UNT	ASU
Jacob Rodriguez	19-11	30	9-4	7-0	1-0	2-7
Ben Roberts	16-12	28	4-3	7-0	3-0	2-9
CJ Baskerville	14-5	19	7-2	4-1	2-0	1-2
Maurion Horn	9-7	16	6-5	-	1-0	2-2
Chapman Lewis	11-4	15	1-1	2-0	4-0	4-3
E'Maurion Banks	8-4	12	2-1	4-1	1-2	1-0
AJ McCarty	7-5	12	2-3	1-0	2-0	2-2
John Curry	7-5	12	0-1	2-0	3-2	2-2
Isaac Smith	6-6	12	2-2	2-1	2-2	0-1
Bryce Ramirez	8-2	10	1-0	1-0	4-1	2-1
Miquel Dingle Jr	5-5	10	1-0	1-1	1-3	2-1
Brenden Jordan	4-5	9	3-0	0-1	0-1	1-3
Jayden Cofield	4-5	9	1-0	3-0	0-4	0-1
Quincy Ledet	2-7	9	0-2	2-1	0-2	0-2
Marquez Stevenson	4-4	8	0-1	DNP	3-1	1-2
Jordan Sanford	6-1	7	-	3-1	3-0	-
Trevon McAlpine	5-2	7	2-0	2-1	1-1	DNP
Jalon Peoples	4-0	4	4-0	-	-	-
Amier Washington	2-2	4	-	-	-	2-2
Bralyn Lux	3-0	3	DNP	1-0	2-0	DNP
Harvey Dyson III	3-0	3	2-0	DNP	DNP	1-0
Braylon Rigsby	2-1	3	-	2-0	0-1	-
Joseph Plunk	2-0	2	-	-	2-0	-
Devynn Cromwell	1-1	2	0-1	-	1-0	-
Ansel Nedore	1-1	2	0-1	-	1-0	-
Sam Carrell	1-1	2	-	1-0	0-1	-
Jackson Knotts	0-2	2	-	-	0-2	-
Justin Horne	0-2	2	-	-	0-2	-
Reese Burkhardt	0-2	2	0-2	-	-	-
Wesley Smith	0-2	2	-	-	-	0-2
Caleb Douglas	1-0	1	-	1-0	-	-
Drae McCray	1-0	1	-	1-0	-	-
Gage Elder	1-0	1	DNP	DNP	1-0	DNP
Drew Hocutt	0-1	1	0-1	-	-	-
Sammy Morris IV	0-1	1	-	-	-	0-1
Chief Collins	0-1	1	-	-	-	0-1
Trent Low	0-1	1	-	-	0-1	-
De'Braylon Carroll	0-1	1	-	-	0-1	-
Jason Llewellyn	0-1	1	-	-	0-1	-



GAME-BY-GAME INDIVIDUAL STATS | DEFENSE

TACKLES FOR LOSS

Player	UA-A	Total	ACU	WSU	UNT	ASU
Jacob Rodriguez	3-0	3.0	2.0-13	-	-	1.0-2
E'Maurion Banks	2-2	3.0	0.5-2	1.0-1	1.5-6	-
Ben Roberts	2-0	2.0	1.0-2	1.0-2	-	-
AJ McCarty	1-1	1.5	-	-	1.0-3	0.5-2
Isaac Smith	1-1	1.5	0.5-1	1.0-15	-	-
Miquel Dingle Jr	1-1	1.5	-	-	1.5-4	-
Maurion Horn	1-0	1.0	1.0-2	-	-	-
CJ Baskerville	1-0	1.0	-	1.0-1	-	-
Harvey Dyson III	1-0	1.0	1.0-3	DNP	DNP	-
Jayden Cofield	1-0	1.0	1.0-2	-	-	-
Braylon Rigsby	1-0	1.0	-	1.0-1	-	-
Sam Carrell	1-0	1.0	-	1.0-2	-	-
Justin Horne	0-1	0.5	-	-	0.5-1	-
De'Braylon Carroll	0-1	0.5	-	-	0.5-1	-
Amier Washington	0-1	0.5	-	-	-	0.5-1

SACKS

Player	UA-A	Total	ACU	WSU	UNT	ASU
Isaac Smith	1-0	1	-	1-15	-	-
AJ McCarty	0-1	0.5	-	-	-	0.5-2
Miquel Dingle Jr	0-1	0.5	-	-	0.5-2	-
Justin Horne	0-1	0.5	-	-	0.5-1	-
Amier Washington	0-1	0.5	-	-	-	0.5-1

Fumbles

Player	No-Lost	ACU	WSU	UNT	ASU
Behren Morton	1-1	-	1-1	-	-
Josh Kelly	1-0	-	-	1-0	-
Johncarlos Miller II	1-1	-	1-1	-	-

Fumbles Forced

Player	Number	ACU	WSU	UNT	ASU
Ben Roberts	2	1	1	-	-
Jacob Rodriguez	1	1	-	-	-

Fumbles Recovered

Player	Number	ACU	WSU	UNT	ASU
De'Braylon Carroll	1	1	-	-	-

TEXAS TECH GAME HIGHS

Texas Tech - Game Highs

RUSHES	39	Arizona St. (09/21/2024)
YARDS RUSHING	232	North Texas (09/14/2024)
YARDS PER RUSH	6.3	North Texas (09/14/2024)
TD RUSHES	4	North Texas (09/14/2024)
PASS ATTEMPTS	60	at Washington St. (09/07/2024)
PASS COMPLETIONS	35	at Washington St. (09/07/2024)
YARDS PASSING	378	Abilene Christian (08/31/2024)
YARDS PER PASS	10.4	North Texas (09/14/2024)
TD PASSES	5	Abilene Christian (08/31/2024)
TOTAL PLAYS	87	at Washington St. (09/07/2024)
TOTAL OFFENSE	586	North Texas (09/14/2024)
YARDS PER PLAY	8.3	North Texas (09/14/2024)
POINTS	66	North Texas (09/14/2024)
SACKS BY	1 1 1	Arizona St. (09/21/2024) North Texas (09/14/2024) at Washington St. (09/07/2024)
FIRST DOWNS	27	Abilene Christian (08/31/2024)
PENALTIES	11	Abilene Christian (08/31/2024)
PENALTY YARDS	94	Arizona St. (09/21/2024)
TURNOVERS	4	at Washington St. (09/07/2024)
PUNTS	5	Arizona St. (09/21/2024)
PUNTING AVG	45.5	North Texas (09/14/2024)
LONG PUNT	59	at Washington St. (09/07/2024)
PUNTS INSIDE 20	2	North Texas (09/14/2024)
LONG PUNT RETURN	12	at Washington St. (09/07/2024)

Texas Tech - Individual Game Highs

RUSHES	27 27	Tahj Brooks vs Arizona St. (09/21/2024) Tahj Brooks vs Abilene Christian (08/31/2024)
YARDS RUSHING	153	Tahj Brooks vs Abilene Christian (08/31/2024)
TD RUSHES	1 1 1 1 1 1	Jalin Conyers vs Arizona St. (09/21/2024) Tahj Brooks vs North Texas (09/14/2024) Behren Morton vs North Texas (09/14/2024) J'Koby Williams vs North Texas (09/14/2024) Cameron Dickey vs North Texas (09/14/2024) Tahj Brooks vs Abilene Christian (08/31/2024)
LONG RUSH	37	Cameron Dickey vs North Texas (09/14/2024)
PASS ATTEMPTS	58	Behren Morton at Washington St. (09/07/2024)
PASS COMPLETIONS	34	Behren Morton at Washington St. (09/07/2024)
YARDS PASSING	378	Behren Morton vs Abilene Christian (08/31/2024)
TD PASSES	5	Behren Morton vs Abilene Christian (08/31/2024)
LONG PASS	70	Behren Morton vs North Texas (09/14/2024)
RECEPTIONS	10 10	Josh Kelly vs Arizona St. (09/21/2024) Josh Kelly vs Abilene Christian (08/31/2024)
YARDS RECEIVING	156	Josh Kelly vs Abilene Christian (08/31/2024)
TD RECEPTIONS	2	Coy Eakin vs Abilene Christian (08/31/2024)
LONG RECEPTION	70	Coy Eakin vs North Texas (09/14/2024)
PUNTS	5	Jack Burgess vs Arizona St. (09/21/2024)
PUNTING AVG	45.5	Jack Burgess vs North Texas (09/14/2024)
LONG PUNT	59	Jack Burgess at Washington St. (09/07/2024)
PUNTS INSIDE 20	2	Jack Burgess vs North Texas (09/14/2024)
LONG PUNT RETURN	12	Josh Kelly at Washington St. (09/07/2024)
LONG KICKOFF RETURN	74	Drae McCray vs Abilene Christian (08/31/2024)
TACKLES	13	Jacob Rodriguez vs Abilene Christian (08/31/2024)
SACKS	1	Isaac Smith at Washington St. (09/07/2024)
TACKLES FOR LOSS	2	Jacob Rodriguez vs Abilene Christian (08/31/2024)



OPPONENT GAME HIGHS

Opponent - Game Highs

RUSHES	46	at Washington St. (09/07/2024)
YARDS RUSHING	301	at Washington St. (09/07/2024)
YARDS PER RUSH	6.5	at Washington St. (09/07/2024)
TD RUSHES	4	at Washington St. (09/07/2024)
	4	Abilene Christian (08/31/2024)
PASS ATTEMPTS	51	Abilene Christian (08/31/2024)
PASS COMPLETIONS	36	Abilene Christian (08/31/2024)
YARDS PASSING	506	Abilene Christian (08/31/2024)
YARDS PER PASS	9.9	Abilene Christian (08/31/2024)
TD PASSES	3	Abilene Christian (08/31/2024)
TOTAL PLAYS	86	Abilene Christian (08/31/2024)
TOTAL OFFENSE	615	Abilene Christian (08/31/2024)
YARDS PER PLAY	7.2	Abilene Christian (08/31/2024)
POINTS	51	Abilene Christian (08/31/2024)
SACKS BY	2	Arizona St. (09/21/2024)
FIRST DOWNS	30	Abilene Christian (08/31/2024)
PENALTIES	8	Arizona St. (09/21/2024)
PENALTY YARDS	69	Arizona St. (09/21/2024)
TURNOVERS	3	North Texas (09/14/2024)
PUNTS	6	North Texas (09/14/2024)
PUNTING AVG	43.3	Arizona St. (09/21/2024)
LONG PUNT	52	at Washington St. (09/07/2024)
PUNTS INSIDE 20	3	at Washington St. (09/07/2024)
LONG PUNT RETURN	20	North Texas (09/14/2024)

Opponent - Individual Game Highs

RUSHES	21	John Mateer at Washington St. (09/07/2024)
YARDS RUSHING	197	John Mateer at Washington St. (09/07/2024)
TD RUSHES	3	Isaiah Johnson vs Abilene Christian (08/31/2024)
LONG RUSH	68	John Mateer at Washington St. (09/07/2024)
PASS ATTEMPTS	51	Maverick McIvor vs Abilene Christian (08/31/2024)
PASS COMPLETIONS	36	Maverick McIvor vs Abilene Christian (08/31/2024)
YARDS PASSING	506	Maverick McIvor vs Abilene Christian (08/31/2024)
TD PASSES	3	Maverick McIvor vs Abilene Christian (08/31/2024)
LONG PASS	75	Chandler Morris vs North Texas (09/14/2024)
RECEPTIONS	8	Trey Cleveland vs Abilene Christian (08/31/2024)
YARDS RECEIVING	141	Blayne Taylor vs Abilene Christian (08/31/2024)
TD RECEPTIONS	1	Jeremiah Aaron vs North Texas (09/14/2024)
	1	Wyatt Young vs North Texas (09/14/2024)
	1	Kyle Williams at Washington St. (09/07/2024)
	1	Nehemiah Martinez I vs Abilene Christian (08/31/2024)
	1	Blayne Taylor vs Abilene Christian (08/31/2024)
	1	Jed Castles vs Abilene Christian (08/31/2024)
LONG RECEPTION	75	Wyatt Young vs North Texas (09/14/2024)
FIELD GOALS	1	Ian Hershey vs Arizona St. (09/21/2024)
	1	Dean Janikowski at Washington St. (09/07/2024)
	1	Ritse Vaes vs Abilene Christian (08/31/2024)
LONG FIELD GOALS	34	Ian Hershey vs Arizona St. (09/21/2024)
PUNTS	6	Sawyer Evans vs North Texas (09/14/2024)
PUNTING AVG	43.3	Kanyon Floyd vs Arizona St. (09/21/2024)
LONG PUNT	52	Dean Janikowski at Washington St. (09/07/2024)
PUNTS INSIDE 20	3	Dean Janikowski at Washington St. (09/07/2024)
LONG PUNT RETURN	20	DT Sheffield vs North Texas (09/14/2024)
LONG KICKOFF RETURN	27	Nehemiah Martinez I vs Abilene Christian (08/31/2024)
TACKLES	12	Will Shaffer vs Abilene Christian (08/31/2024)

GAME PARTICIPATION

##	Player	GP-GS	ACU	WSU	UNT	ASU
0	Bralyn Lux	2/2	...	START	START	...
0	Cam'Ron Valdez	2/0	XXX	XXX
1	AJ McCarty	4/4	START	START	START	START
1	Micah Hudson	4/1	XXX	START	XXX	XXX
2	Behren Morton	4/4	START	START	START	START
2	Jalon Peoples	4/1	START	XXX	XXX	XXX
3	Josh Kelly	4/4	START	START	START	START
3	Bryce Ramirez	4/0	XXX	XXX	XXX	XXX
4	Jordan Brown	4/0	XXX	XXX	XXX	XXX
4	Maurion Horn	4/4	START	START	START	START
5	Quincy Ledet	4/2	START	XXX	XXX	START
5	Caleb Douglas	4/4	START	START	START	START
6	John Curry	4/0	XXX	XXX	XXX	XXX
6	Kelby Valsin	3/0	XXX	XXX	XXX	...
7	Cameran Brown	3/0	XXX	XXX	XXX	...
7	Brenden Jordan	4/0	XXX	XXX	XXX	XXX
8	E'Maurion Banks	4/4	START	START	START	START
8	Coy Eakin	4/4	START	START	START	START
9	Johncarlos Miller II	4/0	XXX	XXX	XXX	XXX
9	CJ Baskerville	4/4	START	START	START	START
10	Jacob Rodriguez	4/4	START	START	START	START
10	Drae McCray	4/0	XXX	XXX	XXX	XXX
11	Charles Esters III	0/0
11	TJ West	1/0	XXX	...
12	Jalin Conyers	4/0	XXX	XXX	XXX	XXX
12	Marquez Stevenson	3/1	XXX	...	XXX	START
13	Brady Boyd	3/0	...	XXX	XXX	XXX
13	Ben Roberts	4/4	START	START	START	START
14	Drew Hocutt	4/0	XXX	XXX	XXX	XXX
14	Joseph Adedire	0/0
15	Will Hammond	1/0	XXX	...
15	Oliver Miles III	0/0
16	Ashton Hampton	0/0
17	Isaac Smith	4/3	XXX	START	START	START
17	Jake Strong	0/0
18	Isaiah Collins	0/0
18	LJ Johnson Jr.	0/0
19	Haydon Wiginton	1/0	XXX	...
19	Dylan Spencer	0/0
20	Marcus Ramon-Edwards	2/0	XXX	XXX
20	J'Koby Williams	2/0	XXX	XXX
21	Jordan Sanford	4/0	XXX	XXX	XXX	XXX
22	Devynn Cromwell	4/0	XXX	XXX	XXX	XXX
23	JMaury Davis	0/0
23	Adam Hill	0/0
24	Malik Esquerra	0/0
25	Chapman Lewis	4/4	START	START	START	START
26	Sammy Morris IV	4/0	XXX	XXX	XXX	XXX
27	Javeon Wilcox	0/0
28	Tahj Brooks	3/3	START	...	START	START
28	Peyton Morgan	0/0
29	Chief Collins	4/0	XXX	XXX	XXX	XXX
30	Jackson Knotts	4/0	XXX	XXX	XXX	XXX
30	Mikal Harrison-Pilot	0/0
31	Joseph Plunk	4/0	XXX	XXX	XXX	XXX
32	Jaden Morris	1/0	XXX	...
32	Cheta Ofili	0/0
33	Harvey Dyson III	2/1	START	XXX
33	Cameron Dickey	4/0	XXX	XXX	XXX	XXX
34	Trent Low	4/0	XXX	XXX	XXX	XXX

##	Player	GP-GS	ACU	WSU	UNT	ASU
35	Miquel Dingle Jr	4/0	XXX	XXX	XXX	XXX
36	Justin Horne	4/0	XXX	XXX	XXX	XXX
37	Miles Thompson	0/0
37	Curtis Murillo	0/0
38	Reese Burkhardt	4/0	XXX	XXX	XXX	XXX
38	Anthony White	0/0
39	Charles Robinson	0/0
39	Luke Dillingham	1/0	XXX	...
40	Wesley Smith	4/0	XXX	XXX	XXX	XXX
41	Jack Burgess	4/0	XXX	XXX	XXX	XXX
43	Chris Lemons	0/0
45	Terrell Tilmon	2/0	XXX	XXX
46	Isaiah Crawford	0/0
47	Rylan Vagana	0/0
48	Gage Elder	1/0	XXX	...
48	Stone Harrington	2/0	XXX	...	XXX	...
50	Eddy Smith	0/0
51	Jayden Cofield	4/1	XXX	START	XXX	XXX
52	De'Braylon Carroll	4/1	XXX	XXX	START	XXX
53	Holton Hendrix	1/0	XXX	...
54	Kaden Carr	0/0
56	Davion Carter	4/3	START	XXX	START	START
58	Tanner Allen	0/0
60	Nick Fattig	0/0
62	Tyler Murray	0/0
63	Dylan Shaw	1/0	XXX	...
64	Jurrien Loftin	0/0
65	D'Anthis Upshaw	0/0
66	Jackson Hildebrand	0/0
67	Dalton Merryman	3/2	...	XXX	START	START
68	Jaxon Hughes	1/0	XXX	...
69	Caleb Rodkey	4/0	XXX	XXX	XXX	XXX
70	Jacob Ponton	1/0	XXX	...
71	Vinny Sciury	2/2	START	START
72	Sheridan Wilson	4/4	START	START	START	START
73	Garrett Morphis	0/0
74	Daniel Sill	1/0	XXX
75	Ty Buchanan	4/3	XXX	START	START	START
76	Caleb Rogers	4/4	START	START	START	START
77	Maurice Rodriques	0/0
78	Ellis Davis	0/0
79	Sterling Porcher	3/2	START	START	...	XXX
80	Mason Tharp	4/4	START	START	START	START
82	Price Morgan	0/0
83	Jack Esparza	0/0
84	Demarion Crest	0/0
84	Kaden Turner	0/0
85	Aiden Meeks	0/0
86	Tyson Turner	2/0	...	XXX	XXX	...
87	Chandlin Myers	0/0
88	Amier Washington	4/3	START	START	XXX	START
88	Trey Jackson	1/0	XXX	...
89	Jason Llewellyn	4/0	XXX	XXX	XXX	XXX
90	Ansel Nedore	4/0	XXX	XXX	XXX	XXX
91	James Hansen	3/0	XXX	XXX	XXX	...
92	Kasen Long	0/0
94	Braylon Rigsby	4/1	XXX	XXX	START	XXX
95	Trevon McAlpine	3/0	XXX	XXX	XXX	...
96	Keyshawn Williams	0/0
97	Charles Anderson Jr.	0/0
98	Kendall Allen	0/0
99	Gino Garcia	4/0	XXX	XXX	XXX	XXX
99	Sam Carrell	4/0	XXX	XXX	XXX	XXX



GAME-BY-GAME SPECIALIST STATS

FIELD GOALS

SCORING	FG	PAT	Points
#99 Garcia	6-6	10-10	28
#38 Burkhardt	2-2	8-8	14

FIELD GOALS	FGM-FGA	Pct.	01-19	20-29	30-39	40-49	50-59	60+	Lg	Blk
#99 Garcia	6-6	100.0	0-0	1-1	5-5	0-0	0-0	0-0	39	0
#38 Burkhardt	2-2	100.0	0-0	0-0	0-0	2-2	0-0	0-0	41	0

#99 Garcia	(Made), Missed, Blocked
ACU	(39), (31)
at Washington State	(37)
North Texas	(25)
Arizona State	(30), (39)
Cincinnati	--
at Arizona	--
Baylor	--
at TCU	--
at Iowa State	--
Colorado	--
at Oklahoma State	--
West Virginia	--

PUNTING

PUNTING	Number-Avg./i20/50+
#41 Burgess	1-45.0 / 1 / 0
ACU	3-42.7 / 0 / 1
at Washington State	4-45.5 / 2 / 2
North Texas	5-42.0 / 1 / 0
Arizona State	
Cincinnati	
at Arizona	
Baylor	
at TCU	
at Iowa State	
Colorado	
at Oklahoma State	
West Virginia	
Totals	13-43.5 / 4 / 3

# - opponent (Qtr.)	Down Situation	Yards	Action (yds)	i20	i10	Note
1 - ACU (2Q)	4-10 TTU38	45	FC	Yes	No	Fair catch at the ACU-17
2 - WSU (1Q)	4-4 TTU14	26	OB	No	No	Out of bounds at the TTU-40
3 - WSU (1Q)	4-16 TTU19	59	Returned (4)	No	No	Returned 4 yards to the WSU-26 (TKL: Curry)
4 - WSU (4Q)	4-19 TTU16	43	FC	No	No	Fair catch at WSU-41
5 - UNT (2Q)	4-12 UNT44	33	Downed	Yes	No	Downed by Jackson Knotts at the UNT-11
6 - UNT (3Q)	4-4 TTU31	52	Returned (19)	No	No	Returned 19 yards to the UNT-26 (TKL: Knotts, Llewellyn)
7 - UNT (3Q)	4-5 TTU45	45	Returned (8)	Yes	No	Returned 8 yards to the UNT-18 (TKL: Knotts, Smith)
8 - UNT (4Q)	4-2 TTU33	52	Returned (20)	No	No	Returned 20 yards to the UNT-35 (TKL: Smith)
9 - ASU (1Q)	4-14 TTU10	38	FC	No	No	Fair catch at the TTU-48
10 - ASU (2Q)	4-10 TTU49	49	Downed	Yes	Yes	Downed by Drae McCray at the ASU-2
11 - ASU (2Q)	4-6 TTU46	33	OB	No	No	Out of bounds at the ASU-21
12 - ASU (3Q)	4-9 ASU47	47	TB	No	No	Touchback
13 - ASU (4Q)	4-18 TTU24	43	FC	No	No	Fair catch at the ASU-33
TOTALS		3 (50+)		4 (i20)	1 (i10)	

KICKOFFS

KICKOFFS	No.	Yds	Avg.	TB	OB	RETN	NET	YD-LN
#38 Burkhardt	18	1,146	63.6	13	0	--	--	--
#48 Harrington	1	65	65	1	0	--	--	--
Totals	19	1,211	64.3	14	0	0	0	0

#38 Burkhardt	Touchbacks/Kickoffs
ACU	5-for-8
at Washington State	3-for-3
North Texas	9-for-11
Arizona State	5-for-7
Cincinnati	--
at Arizona	--
Baylor	--
at TCU	--
at Iowa State	--
Colorado	--
at Oklahoma State	--
West Virginia	--

PUNTING	13 attempts
#41 Burgess	
50+ yard punts	3
Inside the 20-yard line	4
Inside the 10-yard line	1
Fair Caught	4
Touchbacks	1
Downed	2
Out of Bounds	2
Not Returned	9
Returned	4
Total Return Yards	4 returns for 51 yards (12.8 per return)

MISCELLANEOUS STATS

GAME QUICK FACTS

OPPONENT	TIME	TV	KO WEATHER	ATTND.	HALF	FINAL	COIN TOSS	KICK/RECEIVE	1ST TECH POSS.	1ST OPP. POSS.
Abilene Christian	3:45	ESPN+	84° sunny	60,229	TTU 32, ACU 21	TTU 52, ACU 51 ^{OT}	Won	Kick	Touchdown	Punt
at Washington State	3:47	FOX	84° cloudy	27,372	WSU 27, TTU 10	WSU 37, TTU 16	Won	Receive	Punt	Interception
North Texas	3:15	FS1	82° cloudy	57,865	TTU 52, UNT 7	TTU 66, UNT 21	Won	Kick	Touchdown	Punt
Arizona State	3:32	FS1	87° cloudy	58,795	TTU 17, ASU 10	TTU 30, ASU 22	Won	Receive	Touchdown	Interception
Cincinnati	-	-	-	-	-	-	-	-	-	-
at Arizona	-	-	-	-	-	-	-	-	-	-
Baylor	-	-	-	-	-	-	-	-	-	-
at TCU	-	-	-	-	-	-	-	-	-	-
at Iowa State	-	-	-	-	-	-	-	-	-	-
Colorado	-	-	-	-	-	-	-	-	-	-
at Oklahoma State	-	-	-	-	-	-	-	-	-	-
West Virginia	-	-	-	-	-	-	-	-	-	-

TURNOVER CHART

Opponent	Forced by Texas Tech					Forced by Opponent				
	Fum	Int	Tot	Pts Off	Margin	Fum	Int	Tot	Pts Off	
Abilene Christian	1	0	1	8	+1	0	0	0	0	
at Washington St.	0	1	1	0	-3	2	2	4	13	
North Texas	0	3	3	21	+2	0	1	1	7	
Arizona State	0	1	1	7	+1	0	0	0	0	
Cincinnati	-	-	-	-		-	-	-	-	
at Arizona	-	-	-	-		-	-	-	-	
Baylor	-	-	-	-		-	-	-	-	
at TCU	-	-	-	-		-	-	-	-	
at Iowa State	-	-	-	-		-	-	-	-	
Colorado	-	-	-	-		-	-	-	-	
at Oklahoma St.	-	-	-	-		-	-	-	-	
West Virginia	-	-	-	-		-	-	-	-	
Totals	1	5	6	36	+1	2	3	5	20	

REDZONE CHART

Opponent	Texas Tech				Opponents			
	Scores-Chances (%)	TD (R/P)	FG		Scores-Chances (%)	TD (R/P)	FG	
Abilene Christian	6-of-7 (85.7)	3 (1/2)	3		5-of-5 (100.0)	4 (4/0)	1	
at WSU	3-of-4 (75.0)	2 (0/2)	1		4-of-5 (80.0)	3 (3/0)	1	
North Texas	6-of-6 (100.0)	5 (3/2)	1		2-of-4 (50.0)	2 (1/1)	0	
Arizona State	4-of-4 (100.0)	3 (1/2)	1		4-of-5 (80.0)	3 (3/0)	1	
Cincinnati	-of- (-)	- (-/-)	-		-of- (-)	- (-/-)	-	
at Arizona	-of- (-)	- (-/-)	-		-of- (-)	- (-/-)	-	
Baylor	-of- (-)	- (-/-)	-		-of- (-)	- (-/-)	-	
at TCU	-of- (-)	- (-/-)	-		-of- (-)	- (-/-)	-	
at Iowa State	-of- (-)	- (-/-)	-		-of- (-)	- (-/-)	-	
Colorado	-of- (-)	- (-/-)	-		-of- (-)	- (-/-)	-	
at Okla St.	-of- (-)	- (-/-)	-		-of- (-)	- (-/-)	-	
West Virginia	-of- (-)	- (-/-)	-		-of- (-)	- (-/-)	-	
Totals	19-of-21 (90.5)	13 (5/8)	6		15-of-19 (78.9)	12 (11/1)	3	

SPECIAL TEAMS TACKLES

(All tackles on Special Teams coverage)

Player	Total	KO	Punt
#38 Reese Burkhardt, K	2	2	0
#22 Devynn Cromwell, DB	1	1	0
#14 Drew Hocutt, WR	1	1	0
#6 John Curry, LB	1	0	1
#21 Jordan Sanford, DB	1	1	0
#48 Gage Elder, LB	1	1	0
#30 Jackson Knotts, LS	2	0	2
#89 Jason LLewellyn, TE	1	0	1
#17 Issac Smith, OLB	2	0	2
#26 Sammy Morris IV, DB	1	1	0
#40 Wesley Smith, LB	2	2	0
#29 Chief Collins, DB	1	1	0
TOTALS	16	10	6

THREE-AND-OUTS

OPPONENT	TEXAS TECH	OPPONENTS
	3-&-Outs/Drives	3-&-Outs/Drives
Abilene Christian	0/12	1/13
at Washington State	2/15	2/14
North Texas	2/14	6/16
Arizona State	4/12	2/12
Cincinnati	-/-	-/-
at Arizona	-/-	-/-
Baylor	-/-	-/-
at TCU	-/-	-/-
at Iowa State	-/-	-/-
Colorado	-/-	-/-
at Oklahoma State	-/-	-/-
West Virginia	-/-	-/-
TOTALS	8/53	11/55



GAME-BY-GAME LEADERS

OPPONENT	PASSING YARDS	RUSHES	RUSH YARDS	RECEPTIONS	RECEIVING YARDS	TACKLES	TACKLES FOR LOSS	SACKS
ACU	378 (Morton)	27 (Brooks)	153 (Brooks)	10 (Kelly)	156 (Kelly)	13 (Rodriguez)	2.0 (Rodriguez)	<i>none</i>
at Washington State	323 (Morton)	8 (Valdez)	70 (Brown)	9 (Kelly)	95 (Kelly)	7 (Roberts, Rodriguez)	3.0 (three players)	1.0 (Smith)
North Texas	273 (Morton)	17 (Brooks)	109 (Brooks)	4 (Conyers)	70 (Eakin)	5 (two players)	1.5 (Dingle)	0.5 (Dingle, Horne)
Arizona State	201 (Morton)	27 (Brooks)	117 (Brooks)	10 (Kelly)	89 (Kelly)	11 (Roberts)	1.0 (Rodriguez)	0.5 (Washington, McCarty)
Cincinnati	--	--	--	--	--	--	--	--
at Arizona	--	--	--	--	--	--	--	--
Baylor	--	--	--	--	--	--	--	--
at TCU	--	--	--	--	--	--	--	--
at Iowa State	--	--	--	--	--	--	--	--
Colorado	--	--	--	--	--	--	--	--
at Oklahoma State	--	--	--	--	--	--	--	--
West Virginia	--	--	--	--	--	--	--	--

TEAM OFFENSE GAME-BY-GAME COMPARISON

FIRST DOWNS

TEXAS TECH FIRST DOWNS						
Opponent	1Q	2Q	3Q	4Q	OT	Total
ACU	10	4	6	5	2	27
at Washington State	3	9	4	8	-	24
North Texas	9	9	5	2	-	25
Arizona State	6	6	9	3	-	24
Cincinnati	-	-	-	-	-	-
at Arizona	-	-	-	-	-	-
Baylor	-	-	-	-	-	-
at TCU	-	-	-	-	-	-
at Iowa State	-	-	-	-	-	-
Colorado	-	-	-	-	-	-
at Oklahoma State	-	-	-	-	-	-
West Virginia	-	-	-	-	-	-

YARDAGE by QUARTER

TEXAS TECH PLAYS/YARDAGE GAINED BY QTR					
Opponent	1Q	2Q	3Q	4Q	OT
ACU	18/153	16/103	15/119	20/139	5/25
at WSU	19/89	32/172	13/88	23/142	-
North Texas	24/196	18/207	21/117	8/66	-
Arizona State	19/108	22/77	23/102	19/47	-
Cincinnati	-	-	-	-	-
at Arizona	-	-	-	-	-
Baylor	-	-	-	-	-
at TCU	-	-	-	-	-
at Iowa State	-	-	-	-	-
Colorado	-	-	-	-	-
at OSU	-	-	-	-	-
West Virginia	-	-	-	-	-

CUMULATIVE YARDS by QTR.

TEXAS TECH PLAYS/CUMULATIVE YARDAGE GAINED BY QTR					
Opponent	1Q	2Q	3Q	4Q	OT
ACU	18/153	34/256	49/375	69/514	74/539
at WSU	19/89	51/261	64/349	87/491	-
North Texas	24/196	42/403	63/520	71/586	-
Arizona State	19/108	41/185	64/287	83/334	-
Cincinnati	-	-	-	-	-
at Arizona	-	-	-	-	-
Baylor	-	-	-	-	-
at TCU	-	-	-	-	-
at Iowa State	-	-	-	-	-
Colorado	-	-	-	-	-
at OSU	-	-	-	-	-
West Virginia	-	-	-	-	-

OPPONENT FIRST DOWNS

TEXAS TECH FIRST DOWNS						
Opponent	1Q	2Q	3Q	4Q	OT	Total
ACU	6	7	6	9	2	30
at Washington State	3	6	5	4	-	18
North Texas	3	2	2	6	-	13
Arizona State	5	7	3	7	-	22
Cincinnati	-	-	-	-	-	-
at Arizona	-	-	-	-	-	-
Baylor	-	-	-	-	-	-
at TCU	-	-	-	-	-	-
at Iowa State	-	-	-	-	-	-
Colorado	-	-	-	-	-	-
at Oklahoma State	-	-	-	-	-	-
West Virginia	-	-	-	-	-	-

OPPONENT YARDAGE by QTR.

TEXAS TECH PLAYS/YARDAGE GAINED BY QTR					
Opponent	1Q	2Q	3Q	4Q	OT
ACU	20/114	19/165	18/131	23/180	6/25
at WSU	18/69	17/112	15/128	15/107	-
North Texas	9/97	19/66	16/52	20/138	-
Arizona State	15/47	19/112	11/107	23/110	-
Cincinnati	-	-	-	-	-
at Arizona	-	-	-	-	-
Baylor	-	-	-	-	-
at TCU	-	-	-	-	-
at Iowa State	-	-	-	-	-
Colorado	-	-	-	-	-
at OSU	-	-	-	-	-
West Virginia	-	-	-	-	-

OPP. CUMULATIVE YARDS by QTR.

TEXAS TECH PLAYS/CUMULATIVE YARDAGE GAINED BY QTR					
Opponent	1Q	2Q	3Q	4Q	OT
ACU	20/114	39/279	57/410	80/590	86/615
at WSU	18/169	35/181	50/309	65/416	-
North Texas	9/97	28/163	44/215	64/353	-
Arizona State	15/47	34/159	45/266	68/376	-
Cincinnati	-	-	-	-	-
at Arizona	-	-	-	-	-
Baylor	-	-	-	-	-
at TCU	-	-	-	-	-
at Iowa State	-	-	-	-	-
Colorado	-	-	-	-	-
at OSU	-	-	-	-	-
West Virginia	-	-	-	-	-

EXPLOSIVE PLAYS BREAKDOWN

TEXAS TECH PLAYS - 20-PLUS YARDS

Yards (TD*)	Type	Player(s)	Opponent
70*	Pass	Coy Eakin (Morton)	North Texas
45*	Pass	Johncarlos Miller II (Morton)	North Texas
42	Pass	Caleb Douglas (Morton)	at Washington State
42	Pass	Jordan Brown (Morton)	North Texas
37	Pass	Josh Kelly (Morton)	at Washington State
37	Run	Cameron Dickey	North Texas
36*	Pass	Jalin Conyers (Morton)	Abilene Christian
35*	Pass	Coy Eakin (Morton)	Abilene Christian
35*	Pass	Josh Kelly (Morton)	Abilene Christian
32	Pass	Micah Hudson (Hammond)	North Texas
26	Pass	Josh Kelly (Morton)	North Texas
25	Run	Tahj Brooks	Arizona State
24	Pass	Josh Kelly (Morton)	Abilene Christian
23	Pass	Coy Eakin (Morton)	Abilene Christian
23	Pass	Josh Kelly (Morton)	Abilene Christian
23	Run	Tahj Brooks	North Texas
22	Run	Cameron Brown	at Washington State
21	Run	Tahj Brooks	Abilene Christian
21*	Run	Tahj Brooks	North Texas
21	Pass	Caleb Douglas (Morton)	Arizona State
20*	Pass	Johncarlos Miller II (Eakin)	at Washington State
20	Pass	Josh Kelly (Morton)	at Washington State
20	Run	Cameron Brown	at Washington State
20	Run	Tahj Brooks	North Texas
20*	Pass	Josh Kelly (Morton)	Arizona State

Special Teams Explosive Plays

Yards	Type	Player(s)	Opponent
74	KR	Drae McCray	Abilene Christian
65	KR	Drae McCray	Abilene Christian

Defensive Explosive Plays

Yards	Type	Player(s)	Opponent
44*	INT	Bralyn Lux	North Texas

20+ Yard Plays (Rush, Pass, Interception, Punt Return)

40+ Yard Plays (Kick Returns)

* Touchdown scored on play

TEXAS TECH LONGEST PLAYS BY PLAYER

Player	Total	(TDs)	Rush	Rec.	KR	PR	IR	FR
Josh Kelly	7	(2)	0	7	0	0	0	0
Tahj Brooks	5	(1)	5	0	0	0	0	0
Coy Eakin	3	(2)	0	3	0	0	0	0
Drae McCray	2	(0)	0	0	2	0	0	0
Cameron Brown	2	(0)	2	0	0	0	0	0
Johncarlos Miller II	2	(2)	0	2	0	0	0	0
Caleb Douglas	2	(0)	0	2	0	0	0	0
Jalin Conyers	1	(1)	0	1	0	0	0	0
Jordan Brown	1	(0)	0	1	0	0	0	0
Cameron Dickey	1	(0)	1	0	0	0	0	0
Micah Hudson	1	(0)	0	1	0	0	0	0
Bralyn Lux	1	(1)	0	0	0	0	1	0
TOTAL	28	(9)	8	17	2	0	1	0

TEXAS TECH LONGEST PLAYS BY TYPE

Long Plays by Type (20+)	NO.	TD
Rushing	8	1
Passing	17	7
TOTAL	25	8
Punt returns	-	-
Kick returns	2	0
Interceptions	1	1
Fumble returns	-	-
TOTAL ALL	28	9

TEXAS TECH LONGEST PLAYS BY YARDS (offense only)

Long Plays by Yards	NO.	TD
100	-	-
90-99	-	-
80-89	-	-
70-79	1	1
60-69	-	-
50-59	-	-
40-49	3	1
30-39	6	3
20-29	15	3
Totals	25	8

TEXAS TECH LONGEST PLAYS

Play Type	Yardage	Play (Opponent)
Rushing	37	Dickey 37-yard run (vs. North Texas)
Rushing Touchdown	21	Brooks 21-yard run (vs. North Texas)
Passing	70	Morton 70-yard TD pass to Eakin (vs. North Texas)
Passing Touchdown	70	Morton 70-yard TD pass to Eakin (vs. North Texas)
Punt Return	12	Kelly 12-yard return (at Washington State)
Kick Return	74	McCray 74-yard kick return (vs. ACU)
Punt	59	Burgess 59-yard punt (at Washington State)
Field Goal	41	Burkhardt 41-yard field goal (vs. ACU)

OPPONENT LONGEST PLAYS

Play Type	Yardage	Play (Opponent)
Rushing	68	Mateer 68-yard run (Washington State)
Rushing Touchdown	43	Parker 43-yard run (Washington State)
Passing	75	Morris 75-yard TD pass to Young (North Texas)
Passing Touchdown	75	Morris 75-yard TD pass to Young (North Texas)
Punt Return	20	Sheffield 20-yard return (North Texas)
Kick Return	27	Martinez 27-yard punt return (ACU)
Punt	52	Janikowski 52-yard punt (Washington State)
Field Goal	34	Hershey 34-yard field goal (Arizona State)

TEXAS TECH vs. OPPONENT LONGEST PLAYS

	Texas Tech Long Plays				Opponent Long Plays			
	Rush	Pass	Total	ST	Rush	Pass	Total	ST
Abilene Christian	1	6	7	2	0	9	9	0
at Washington St.	2	4	6	0	4	2	6	0
North Texas	4	5	9	0	1	2	3	1
Arizona State	1	2	3	0	0	2	2	0
Cincinnati	-	-	-	-	-	-	-	-
at Arizona	-	-	-	-	-	-	-	-
Baylor	-	-	-	-	-	-	-	-
at TCU	-	-	-	-	-	-	-	-
at Iowa State	-	-	-	-	-	-	-	-
Colorado	-	-	-	-	-	-	-	-
at Oklahoma St.	-	-	-	-	-	-	-	-
West Virginia	-	-	-	-	-	-	-	-
Totals	8	17	25	2	5	15	20	1



SCORING DRIVE BREAKDOWN

TEXAS TECH SCORING DRIVES

VS. ACU					
QTR	Clock	Player(s)	Play	Pls-Yds	Time
1st	10:38	TD Brooks	18 run	10-71	3:28
1st	8:18	TD Eakin/Morton	4 pass	2-17	0:24
1st	1:34	TD Eakin/Morton	35 pass	6-75	2:08
2nd	09:58	FG Garcia	39 FG	4-5	1:38
2nd	2:55	TD Conyers/Morton	36 pass	9-70	3:51
3rd	4:50	TD Kelly/Morton	35 pass	1-35	0:07
4th	8:32	FG Burkhardt	41 FG	9-52	3:13
4th	2:39	FG Garcia	31 FG	9-54	2:13
OT	0:00	TD Douglas/Morton	14 pass	5-25	0:00

VS. WSU					
QTR	Clock	Player(s)	Play	Pls-Yds	Time
1st	3:31	FG Garcia	37 FG	11-51	3:37
2nd	5:33	TD Miller II/Eakin	20 pass	6-75	2:20
4th	9:21	TD Dickey/Morton	12 pass	7-61	1:53

VS. UNT					
QTR	Clock	Player(s)	Play	Pls-Yds	Time
1st	10:17	TD Kelly/Morton	10 pass	8-56	3:04
1st	5:12	FG Garcia	25 FG	8-65	3:55
1st	0:52	TD Brooks	21 run	9-75	4:13
2nd	10:22	TD Eakin/Morton	70 pass	2-80	0:40
2nd	9:50	TD Lux	44 INT	0-0	--
2nd	9:30	TD Morton	10 run	1-25	0:13
2nd	6:05	TD Miller II/Morton	45 pass	4-75	1:41
2nd	3:08	TD Conyers/Morton	10 pass	6-30	2:47
3rd	4:06	TD Williams	3 run	4-43	1:27
4th	12:50	TD Dickey	1 run	9-79	4:35

VS. ASU					
QTR	Clock	Player(s)	Play	Pls-Yds	Time
1st	11:22	TD Miller II/Morton	5 pass	10-65	3:38
1st	7:42	TD Kelly/Morton	20 pass	6-38	2:11
2nd	0:08	FG Garcia	30 FG	8-64	1:16
3rd	8:14	TD Conyers	3 run	12-68	5:55
4th	13:36	FG Burkhardt	40 FG	12-43	5:03
4th	6:54	FG Garcia	39 FG	11-43	5:45

OPPONENT SCORING DRIVES

VS. ACU					
QTR	Clock	Player(s)	Play	Pls-Yds	Time
1st	3:42	TD Castles/Mclvor	31 pass	9-80	4:36
2nd	11:52	TD Johnson	2 run	11-75	4:42
2nd	1:50	TD Taylor/Mclvor	71 pass	3-75	1:05
3rd	5:10	TD Banks Jr.	1 run	10-96	4:27
4th	11:45	TD Martinez	30 pass	4-62	1:34
4th	4:55	TD Johnson	5 run	8-75	3:37
4th	0:05	FG Vales	21 FG	12-71	2:34
OT	0:00	TD Johnson (failed xpt)	1 run	6-25	0:00

VS. WSU					
QTR	Clock	Player(s)	Play	Pls-Yds	Time
1st	10:03	TD Mateer	4 run	7-40	3:20
2nd	8:09	TD Parker	43 run	1-43	0:09
2nd	7:53	TD Schlenbaker	2 run	1-2	0:01
2nd	0:25	TD Williams/Mateer	21 pass	3-38	0:31
3rd	3:13	TD Schlenbaker	1 run	6-51	2:23
4th	5:57	FG Janikowski	25 FG	6-68	2:06

VS. UNT					
QTR	Clock	Player(s)	Play	Pls-Yds	Time
1st	5:05	TD Young/Morris	75 pass	1-75	0:07
3rd	9:09	TD Aaron/Morris	15 pass	4-18	0:58
4th	9:19	TD Porter	1 run	8-75	3:31

VS. ASU					
QTR	Clock	Player(s)	Play	Pls-Yds	Time
2nd	13:10	FG Hershey	34 FG	8-31	2:40
2nd	1:33	TD Leavitt	1 run	9-79	4:01
3rd	3:39	TD Scattebo	3 run	3-80	1:09
4th	1:39	TD Scattebo	3 run	10-67	2:13

DRIVE ANALYSIS

YARDAGE	TEXAS TECH			OPPONENTS	
	TD	FG		TD	FG
Negative	-	-		-	-
0-9	-	1		1	-
10-19	1	-		1	-
20-29	2	-		1	-
30-39	3	-		1	1
40-49	1	2		2	-
50-59	1	3		1	-
60-69	3	2		2	1
70-79	7	-		5	2
80-89	1	-		2	-
90-99	-	-		1	-
TOTALS	19	8		18	4

GAME-OPENING DRIVES

OPPONENT	TEXAS TECH		OPPONENTS	
	PTS	PLAYS-YDS	PTS	PLAYS-YDS
ACU	7	10-71	0	3-1
at Washington State	0	3-6	0	2-6
North Texas	7	8-56	0	3-3
Arizona State	7	10-65	0	3--11
Cincinnati	--	--	--	--
at Arizona	--	--	--	--
Baylor	--	--	--	--
at TCU	--	--	--	--
at Iowa State	--	--	--	--
Colorado	--	--	--	--
at Oklahoma State	--	--	--	--
West Virginia	--	--	--	--

2ND HALF-OPENING DRIVES

OPPONENT	TEXAS TECH		OPPONENTS	
	PTS	PLAYS-YDS	PTS	PLAYS-YDS
ACU	0	13-67	7	10-96
at Washington State	0	7-43	0	9-67
North Texas	0	3-6	0	3-5
Arizona State	7	12-68	0	3-4
Cincinnati	--	--	--	--
at Arizona	--	--	--	--
Baylor	--	--	--	--
at TCU	--	--	--	--
at Iowa State	--	--	--	--
Colorado	--	--	--	--
at Oklahoma State	--	--	--	--
West Virginia	--	--	--	--

THE LAST TIME...

TEXAS TECH ...

Defeated a ranked opponent at home
vs. #22 Texas (2022)

Defeated a ranked opponent on the road
at #16 Kansas (2023)

Won a game scoring 14 points or less
at Iowa State, 14-10 (2022)

Scored 70+ points
77, vs. Lamar (2018)

Scored 60+ points
66, vs. North Texas (2024)

Scored 50+ points
66, vs. North Texas (2024)

Won by 50+ points
vs. Murray State/W, 63-10 (2022)

Shutout Opponent
vs. Lamar, 77-0 (2018)

Shutout Opponent in first half
at #16 Kansas (2023)

Shutout Opponent in second half
vs. Houston (2023)

Was Shutout by an Opponent
vs. Oklahoma State (2021)

Was Shutout by an Opponent in first half
vs. Oklahoma State (2021)

Was Shutout by an Opponent in second half
at #7 Texas (2023)

Ran 100 or plays
103, vs. West Virginia (2022)

Rushed for over 400 yards
453, vs. Louisiana-Lafayette (1997)

Passed for over 700 yards
734, vs. #16 Oklahoma (2016)

Passed for over 600 yards
605, vs. Houston (2018)

Passed for 7+ TDs
8, vs. Kansas (2016)

Passed for 6+ TDs
6, vs. Murray State (2022)

Passed for 5+ TDs
5, vs. Abilene Christian (2024)

Had over 700 yards in total offense
704, vs. Houston (2018)

Had over 600 yards in total offense
605, vs. Murray State (2022)

Had over 400 yards in the first half
415, vs. North Texas (2024)

Recorded a safety
vs. Stephen F. Austin (2013)

Scored 2-point conversion
vs. Abilene Christian (2024) - Conyers rush

Forced 6 turnovers
7, vs. Nebraska (2004)

Forced 5 turnovers
5, vs. Ole Miss (2022)

Returned two Interceptions for touchdowns
vs. Oklahoma State (2000)

Intercepted at least 4 passes
4, vs. Houston (2021)

Zero Punts in a game
at Kansas (2021)

Blocked two punts in a game
at New Mexico (2010)

Held opponent to negative rush yds
-12, at #21 Kansas State (1996)

A TEXAS TECH INDIVIDUAL ...

Rushed for over 200 yards
DeAndre Washington, 248 yards, vs. Kansas St. (2015)

Had a run of 70+ yards
Xavier White, 70 yds, at #23 Oklahoma State (2020)

Had a run of 80+ yards
Justin Stockton, 84 yds, at Houston (2017)

Rushed for 5+ TDs
James Gray, 5, vs. Rice (1989)

Rushed for 4+ TDs
Ta'Zawn Henry, 4, vs. Houston (2018)

Two players rushed for 100 yards
Cam'Ron Valdez (111 yards), Tahj Brooks (102 yards), vs. Houston (2023)

A quarterback rushed for 100 yards
Tyler Shough, 101 yards, vs. #13 Oregon (2023)

Three 100-yard receivers
Grant (155), Marquez (130), Washington (107), vs. #5 Baylor (2014)

Six players caught a TD
Giles (2), Coutee (2), Batson (1), Lauderdale (1), Willies (1), Cantrell (1), vs. Kansas (2016)

Passed for 400-499 yards
Tyler Shough, 436, vs. Oklahoma (2022)

Passed for 500-699 yards
Alan Bowman, 605, vs. Houston (2018)

Passed for 700+ yards
Patrick Mahomes II, 734, vs. #16 Oklahoma (2016)

Passed for 5 TDs
Behren Morton, 5, vs. Abilene Christian (2024)

Passed for 6 TDs
Nic Shimonek, 6, vs. Arizona State (2017)

Passed for 7 TDs
Seth Doege, 7, at #21 TCU (2012)

Passed for 8 TDs
B.J. Symons, 8, vs. Texas A&M (2003)

Wide receiver threw a TD pass
Coy Eakin, 20 yds to JohnCarlos Miller II at Washington State (2024)

Had 60-69 pass attempts
Behren Morton, 62, at #7 Oklahoma State (2022)

Had 70+ pass attempts
Patrick Mahomes II, 88, vs. #16 Oklahoma (2016)

Had 50+ pass completions
Patrick Mahomes II, 52, vs. #16 Oklahoma (2016)

Had 10+ receptions
Josh Kelly, 10, vs. Arizona State (2024)

Had 15+ receptions
Jace Amaro, 15, vs. #12 Oklahoma State (2013)

Had a reception of 80+ yards
Dalton Rigdon, 81 yards, at West Virginia (2019)

Had a reception of 90+ yards
Jakeem Grant, 90 yards, vs. #12 Oklahoma State (2015)

Had over 200 yards receiving
Antoine Wesley, 261, vs. Houston (2018)

Had 4 TD receptions
Derek Dorris, 4, at Kansas (2000)

Had 3 TD receptions
Antoine Wesley, 3, vs. Houston (2018)

Tight end caught 2 TDs
Baylor Cupp, at Baylor (10/7/2023)

Had 100-yard rusher & 100-yard receiver
vs. Abilene Christian (2024)
Tahj Brooks (153 RUSH), Josh Kelly (156 REC)

Had 300-yd passer, 100-yd rusher & 100-yd receiver
vs. Abilene Christian (2024)
Behren Morton (378 PASS), Tahj Brooks (153 RUSH)
Josh Kelly (156 REC)

A TEXAS TECH INDIVIDUAL ...

Recorded a 20+ tackle game
Lawrence Flugence, 23, at #12 Ohio State (2002)

Recorded a 15+ tackle game
Krishon Merriweather, 17, at #7 Oklahoma State (2022)

Recorded 5.0 TFLs
Dorian Pitts, 5, vs. Oklahoma State (2000)

Recorded 4.0 Sacks
Jordyn Brooks, 4.0, vs. #21 Oklahoma State (2019)

Recorded 5 pass breakups
Rayshad Williams, 5, at #7 Oklahoma State (2022)

Forced 2 fumbles, game
Steve Linton, 2, at Baylor (2023)

Returned a fumble for a touchdown
vs. West Virginia (2020), Zech McPhearson, 56 yards

Intercepted 3 passes
Darcel McBath, 3, at #19 Kansas (2008)

Intercepted 2 passes
Dadrión Taylor-Demerson, 2, vs. TCU (2023)

Intercepted passes in back-to-back games
Chapman Lewis, at WSU (1), vs. UNT (1) (2024)

Returned an Interception for a touchdown
Bralyn Lux (2024), vs. North Texas, 44 yards

Kicked 4 field goals
Jonathan Garibay, 4-for-4, vs. Baylor (2020)

Kicked 50+ FG
Gino Garcia, 51 yds, vs. UCF (2023)

Kicked 55+ FG
Gino Garcia, 55 yds, vs. TCU (2023)

Kicked 60+ FG
Jonathan Garibay, 62 yds (*record*) vs. Iowa State (2021)

Kicked 80+ punt
Austin McNamara, 87 yards, vs. West Virginia (2020)

Kicked 70-79 punt
Austin McNamara, 70 yards, vs. Oklahoma State (2021)

Returned a kick off for a TD
Drae McCray, 100 yds, vs. Houston (2023)

Returned punt for TD
Eric Morris (86 yds), at Nevada (2008)

Scored Defensive 2-point conversion
Ben Kirkpatrick, 84 yds, vs. #15 Oklahoma (1992)

Blocked a PAT
E'Maurion Banks, vs. Arizona State (2024)

Blocked a FG in a game
Myles Cole, at Iowa State (2022)

Blocked FG return for TD
Eli Howard (block)/Zech McPhearson (return), 90 yds, at #24 Iowa State (2020)

Blocked a punt
Loic Fouonji vs. Houston (2023)

Returned/Recovered a blocked punt for TD
Loic Fouonji (7 yards) vs. Houston (2023)

Recovered a succesful onsides kick
Coy Eakin (kicked by Reese Burkhardt) at Washington State (2024)



POSTGAME NOTES | ARIZONA STATE



TEXAS TECH RED RAIDERS

3-1, 1-0 Big 12

vs

ARIZONA STATE SUN DEVILS

3-1, 0-1 Big 12

22



Sept. 21, 2024 | 2:35 p.m. CT | Jones AT&T Stadium | Lubbock, Texas | FS1

TEXAS TECH

Record	3-1 Overall; 1-0 Big 12
Streak	W2
Head Coach	Joey McGuire
Career Record	18-12 (3rd Season)
Record vs. ASU	1-0
Today's attendance	58,795
Kickoff temperature	87 degrees
Length of Game	3:32

TODAY'S STARTERS

(Offense) - (LT) Dalton Merryman, (LG) Caleb Rogers, (C) Sheridan Wilson, (RG) Davion Carter, (RT) Ty Buchanan, (QB) Behren Morton, (RB) Tahj Brooks, (TE) Mason Tharp, (WR) Coy Eakin, (WR) Caleb Douglas, (WR) Josh Kelly
(Defense) - (DT) Quincy Ledet Jr., (DT) Jayden Cofield, (OLB) Isaac Smith, (LB-WILL) Jacob Rodriguez, (LB-MIKE) Ben Roberts, (OLB) Ameir Washington, (STAR) A.J. McCarty, (CB) Macho Stevenson, (S) Chapman Lewis, (S) C.J. Baskerville, (CB) Maurion Horn

NOTING THE RED RAIDERS

OFFENSE

QB, Behren Morton (Jr.)

- Morton improved to 7-1 in his career in games he started and finished at Jones AT&T Stadium with a win.
- Morton had no interceptions in a start for the eighth time in his career. He has zero INTs in three of four starts in 2024; the Red Raiders are 3-0 in those games.
- His 12 passing touchdowns over the first four games are the most to start a season since Nic Shimonek started the 2017 season with 12 touchdowns over the first four games.

RB, Tahj Brooks (Sr.)

- Brooks rushed for 117 yards; Brooks has rushed for at least 100 yards in each of his three starts this season and increased his career 100-yard game total to 15 career games.
- His 100-yard game is his 11th out of the last 14 games played.
- Brooks moved to No. 5 all-time in career rushing yards (3,431) in program history. He surpassed DeAndre Washington (3,411) and now trails Bryon Morris at No. 4 (3,545) by 114 yards.
- Brooks trails Byron Hanspard's program rushing record by 788 yards. He will need to average 98.5 yards over eight games or 87.5 yards over nine games to reach Hanspard.

TE, Jatin Conyers (Sr.)

- Scored his second career rushing touchdown out of the wildcat formation in the third quarter giving Tech a 24-10 lead (8:14). His first career rushing touchdown was in 2023 while a member of the Arizona State football team scoring against Arizona.

WR, Josh Kelly (Sr.)

- After setting a career-high with 10 receptions versus Abilene Christian, Kelly matched that record on Saturday with his second 10-reception game in his fourth game this season.
- Recorded his third touchdown reception as a Red Raider in the first quarter (20-yard pass from Morton). Kelly has caught at least one touchdown pass in six of the last eight games he played in dating back to his time with Washington State.
- Owns 31 receptions through his first four games. It's the most receptions by a Red Raider through four games since Keke Coutee had 31 receptions through four games in 2017.

WR, Caleb Douglas (Jr.)

- Set a single game high for receptions in a game with five. He had matched his career-high of four, twice this season, first set while at Florida in 2023.
- His 15 receptions through four games have already bested his single-season high of 11, set at Florida in his five games played in 2023 before his season-ending injury.

DEFENSE

LB, Ben Roberts (So.)

- Led Tech with 11 tackles in Saturday's win. He owned eight tackles at halftime.
- It was the seventh double-digit tackle performance of his career in just his 19th career game played.

DB, Chapman Lewis (So.)

- Set a career-high for single-game tackles with seven.

SPECIAL TEAMS

K, Gino Garcia (Sr.)

- Improved to 6-for-6 on field goal attempts this season and 10-for-10 on PAT attempts this season. He matched his season-long of 39 yards with one of his makes versus Arizona State.

K, Reese Burkhardt (Sr.)

- Improved to 2-for-2 on field goal attempts this season and 8-for-8 on PAT attempts this season.

GETTING STARTED

- Today's weather at kickoff: 87 degrees, 17 mph winds from the south and cloudy skies.
- Texas Tech won the coin toss and chose to receive the kickoff in the first half. Arizona State started the second half with the ball.
- Texas Tech wore black helmets with red jerseys and red pants against Arizona State.
- Today's game captains were Behren Morton, Quincy Ledet Jr., Ty Buchanan and Caleb Rogers.

TODAY'S WIN...

- Gives the Texas Tech football program its 600th all-time victory after its first game of its 100th season of football.
- Gives Texas Tech five straight wins at home.
- Gives Joey McGuire an 18-12 career record as head coach at Texas Tech.
- Gives Joey McGuire an 8-1 career record as head coach in home games played in August/September at Texas Tech.
- Gives Joey McGuire a 15-6 career record versus opponents that are unranked.
- Gives Joey McGuire a 13-3 career record in games played at Jones AT&T Stadium.
- Gives Texas Tech a 3-2 all-time record against Arizona State.
 - Today's game marked the first matchup against the Sun Devils since Sept. 16, 2017.
 - Today's game marked the first Big 12 game between the two programs since ASU joined the league this past summer.

TEAM NOTES

- Texas Tech won the turnover battle, 1-0.
 - It marked the third time this season that Texas Tech won the turnover battle. The Red Raiders are 3-0 in those games.
 - Saturday marked the first time this season the Red Raiders did not give the ball away in a game.
 - Arizona State entered its game versus Texas Tech with seven takeaways and turned the ball over only once, ranking seventh in the nation in turnover margin.
- Texas Tech won the time of possession battle 34:11 to 25:49.
 - The Red Raiders are now 2-0 this season when leading time of possession and 12-3 overall under Joey McGuire when leading the time of possession battle.
 - Entering Saturday's game, Arizona State ranked fourth behind only Oregon State, UMass and Army in time of possession at 35:51 minutes per game.
- Led by Tahj Brooks, the Red Raiders rushed for 133 yards as a team. Arizona State entered the game allowing just 65.3 rushing yards per game.
- Texas Tech has started 1-0 in Big 12 play twice in Joey McGuire's first three seasons at the helm.
- With the win, Joey McGuire improves to 18-12 overall, the best record for a Texas Tech head coach through 30 games since Steve Sloan, who was 21-9 at the same point in his tenure over the 1975-77 seasons. McGuire's record is the fourth-best through 30 games in school history, trailing only Sloan, Pete Cawthon (19-11) and E.Y. Freeland (18-7-5).
- With the win, Texas Tech is now 13-3 at home under Joey McGuire, which is tied with Steve Sloan for the second-best mark through 16 games in school history. E.Y. Freeland, the first head coach in program history, was previously 12-1-3 at the same point of his career.
- Texas Tech won its 600th game today. Among power conference schools founded after 1900, it is the third-most wins nationally, trailing only Miami (657 coming into today) and UCLA (631 coming into today).
- Texas Tech did not attempt a fourth down conversion for only the fourth time in Joey McGuire's tenure (2022 vs. Murray State & 2023 vs. UCF and at Texas). The Red Raiders are now 3-1 in those games.

MEDIA INFORMATION



MATT DOWDY
Assistant A.D.
806-928-5190
matthew.dowdy@ttu.edu



MATT BURKHOLDER
Director
559-862-3771
matt.burkholder@ttu.edu



CHRIS DUARTE
Associate Director
954-937-3254
chris.duarte@ttu.edu

TEXAS TECH ATHLETICS COMMUNICATIONS
East Stadium Building, Jones AT&T Stadium (Third Floor)
Office: (806) 742-2770 • Fax: (806) 742-1970
2508 6th Street • Lubbock, TX 79409
www.TexasTech.com/Media



CREDENTIAL REQUESTS

Please direct all credential requests to the online credential portal located at www.sportssystem.com/TexasTech. Confirmation of your request will be made upon review by Matt Dowdy. Credentials are limited to members of the working media who are assigned to cover Texas Tech Football. Credentials must be requested online by 5 p.m. Tuesday each week. All requests will be held for pickup until 5 p.m. Friday at the Athletics Communications office (third floor of Whitacre Athletic Center, East Stadium Building). Credentials not picked up by 5 p.m. Friday will be available at Media Will Call located on the northwest side of Jones AT&T Stadium.

WEEKLY MEDIA LUNCHEON

During the season, Texas Tech head coach Joey McGuire will host a weekly media luncheon inside the South End Zone, on the field club level. The event will be held each Monday during the regular season, excluding the bye week. McGuire will be joined each week by defensive coordinator Tim DeRuyter and offensive coordinator Zach Kittley. Lunch will be served at 11:30 a.m. each Monday followed by a 12:30 p.m. press conference.

WEEKLY AVAILABILITY SCHEDULE

In addition to the Monday press conference, select student-athletes will be available prior to practices each Tuesday inside the Sports Performance Center. Associate Coach Kenny Perry will speak first each Tuesday, followed by select players. All specific student-athlete requests should be submitted by 10 a.m. Monday each week during the season.

INTERVIEW REQUESTS

Please direct all interview requests for head coach Joey McGuire to Matt Dowdy; members of the Texas Tech coaching staff and student-athletes to Matt Dowdy or Matt Burkholder. Contacting student-athletes or coaches directly through text message or social media is strictly prohibited and could result in loss of credentials.

USE OF TEXAS TECH PHOTOGRAPHY

The use of Texas Tech photos is prohibited without prior approval from the athletics communications office. Texas Tech does not grant permission for use of its photos for social media content purposes. Texas Tech will provide courtesy headshots and action shots upon requests for editorial purposes.

VIDEO HIGHLIGHTS/NEWS CONFERENCE

Video from news conferences and games will be available to the media via YouTube. Broadcast quality video footage (game highlights, post-practice interviews, post-game interviews, etc) are available by request through the athletics communications office.

PHOTO REQUESTS

Please submit your requests to Chris Duarte.

COLLEGEPRESSBOX.COM

Collegepressbox is the official media website for Division I football. Access and download game notes, quotes, statistics, media guides, headshots, logos and more for all FBS schools, conferences, postseason games, awards and the College Football Playoff. For access, please register for an account at collegepressbox.com/register.

LIVE STREAMING

Live video streaming of any Texas Tech Athletics event, including news conferences, on ANY social media platform is strictly prohibited without prior approval from the athletics communications office.

USE OF AUDIO/VIDEO

Any media entity collecting any sort of "video or audio materials" (film, traditional video or audio, digital video or audio, photos, etc.) from Texas Tech University Athletics game events or press conference/media events may use that material only for traditional television newscasts, web-based or print coverage, or other electronic transmission as approved by the University in writing, with a limitation of up to three (3) minutes in length from any single event. Such media entity may not offer any live video, audio or other coverage of the event without the advance, written permission of Texas Tech University Athletics. This policy includes all games, matches and events involving any of Texas Tech's athletic programs. It includes all media events -- press conferences, pre/post-practice interviews and pre/post-game interviews. An exception would be a one-on one interview arranged through the Texas Tech Athletics Communications office with a Texas Tech, coach, athlete or administrator.

TEXAS TECH SPORTS NETWORK

The Texas Tech Sports Network from Learfield Sports will carry all the exciting action of Red Raider Football beginning with the season opener versus Abilene Christian and all the way through the bowl season. Brian Jensen (play-by-play) and John Harris (color analyst) return to the broadcast booth and will be joined on the sidelines by Chris Level (sidelines).

Fans outside the coverage area will once again be able to listen to Red Raider games live on the Internet through TexasTech+. By logging onto www.TexasTech.com, live play-by-play of Texas Tech Football is just a click away. The games also are carried on Sirius/XM Satellite Radio (channel varies).

All games will also be available on the Varsity Network App, available for download in your iTunes or Android store.

2024 RED RAIDER FOOTBALL AFFILIATES

CITY	STATION	FREQUENCY
Abilene/Haskell	KVRP-FM	97.1
Amarillo	KVWE-FM	102.9
Andrews	KACT-FM	105.5
Artesia, N.M.	KSVP-AM	990
Artesia, N.M.	KSVP-FM	93.7
Big Spring	KBST-FM	95.7
Big Spring	KBST-FM	103.9
Big Spring	KBST-AM	1490
Brownwood	KQBZ-FM	96.9
Dumas	KDDD-FM	95.3
Hereford	KPAN-FM	106.3
Hereford	KPAN-AM	860
Hobbs, N.M.	KEJL-AM	1110
Hobbs, N.M.	KEJL-FM	100.5
Lampasas	KCYL-AM	1450
Llano	KITY-FM	102.9
Lubbock	KJTV-FM	100.7
Lubbock	KJTV-AM	950
Lubbock	KTTU-FM	97.3
Lubbock	KXTQ-FM	106.5
Odessa-Midland	KNFM-FM	92.3
San Angelo	KNRX-FM	96.5
Seminole	KSEM-FM	106.3
Tyler	KTBB-FM	97.5
Waco	KWB2-HD2	94.5

SATELLITE RADIO

Sirius XM Radio	Ch. 161 or 199 (home call)
XM App	Ch. 953 (home call)
Varsity App	Search "Texas Tech"



COVERING THE RED RAIDERS

23

MONDAY

MEDIA LUNCHEON
11:30 a.m.

PRESS CONFERENCE
12:30 p.m.

24

TUESDAY

MEDIA AVAILABILITY
12:00 p.m.

25

WEDNESDAY

NO AVAILABILITY

26

THURSDAY

NO AVAILABILITY

27

FRIDAY

NO AVAILABILITY

28

SATURDAY

CINCINNATI AT
TEXAS TECH
7 p.m. CT
Jones AT&T Stadium

29

SUNDAY

NO AVAILABILITY

