

2013-14 SCHEDULE/RESULTS

Day/Date	Opponent	TV	Time/Result
Sat./Oct. 26	Carleton (EXH.)	BearcatsTV	W, 77-63
Sat./Nov. 2	Bellarmine (EXH.)	BearcatsTV	W, 84-72
Fri./Nov. 8	1-N.C. Central	ESPN3	W, 74-61
Tues./Nov. 12	1-NC State	ESPN	W, 68-57
Sat./Nov. 16	1-Appalachian State	F50	2 p.m.
Wed./Nov. 20	1-Campbell	ESPN3	7 p.m.
Tues./Nov. 26	UMass Lowell	F50	7 p.m.
Fri./Nov. 29	Kennesaw State	F50	4 p.m.
Tues./Dec. 3	USC Upstate	ESPN3	7 p.m.
Sat./Dec. 7	at New Mexico	CBSSN	4:05 p.m.
Sat./Dec. 14	2-vs. Xavier	FOX Sports 1	8 p.m.
Tues./Dec. 17	3-vs. Pittsburgh	ESPN	7 p.m.
Sat./Dec. 21	Middle Tennessee	F50	2 p.m.
Mon./Dec. 23	Chicago State	ESPN3	7 p.m.
Sat./Dec. 28	Nebraska	ESPN2	4 p.m.
Wed./Jan. 1	SMU	ESPNU	6 p.m.
Sat./Jan. 4	at Memphis	ESPN2	12 p.m.
Tues./Jan. 7	at Houston	CBSSN	9 p.m.
Sat./Jan. 11	Rutgers	CBSSN	6 p.m.
Tues./Jan. 14	Temple	CBSSN	9 p.m.
Sat./Jan. 18	at USF	ESPNU	5 p.m.
Thurs./Jan. 23	UCF	CBSSN	9 p.m.
Sun./Jan. 26	at Temple	CBSSN	4 p.m.
Thurs./Jan. 30	at Louisville	ESPN/ESPN 2	7 p.m.
Sun./Feb. 2	USF	CBSSN	12 p.m.
Thurs./Feb. 6	UConn	ESPN/ESPN 2	7 p.m.
Sat./Feb. 8	at SMU	ESPNU	7:30 p.m.
Sat./Feb. 15	Houston	ESPNU	3 p.m.
Wed./Feb. 19	at UCF	ESPNU	7 p.m.
Sat./Feb. 22	Louisville	CBS	12 p.m.
Sat./Mar. 1	at UConn	ESPN/ESPN 2	12 p.m.
Thu./Mar. 6	Memphis	ESPN/ESPN 2	7 p.m.
Sat./Mar. 8	at Rutgers	ESPNNews	12 p.m.
AMERICAN CONFERENCE CHAMPIONSHIP			
Mar. 12-15	4-TBA	ESPN Networks	TBA
NCAA CHAMPIONSHIP			
Mar. 18-19	First Four	Turner	TBA
Mar. 20-23	Second & Third Rounds	CBS/Turner	TBA
Mar. 27-30	Regional Semis & Finals	CBS/Turner	TBA
Apr. 5 & 7	Final Four & Champ	CBS/Turner	TBA

Notes: Home games are in **BOLD**FACE; All games are Eastern and subject to change.

Key: F50-FOX Sports Ohio; CBSSN-CBS Sports Network;
ESPN/ESPN2 - Game will be televised by either ESPN or ESPN2
1-Global Sports Shootout;

2-Skyline Chili Crosstown Classic (U.S. Bank Arena);

3-Jimmy V Classic (Madison Square Garden);

4-American Conference Championship (FedExForum).

CINCINNATI SPORTS COMMUNICATIONS

Senior Director/Basketball Contact: Andre Foushee

Office/Cell Phone: (513) 556-5182/(859) 797-7871

Press Row Phone: (513) 556-3800

Email Address: Andre.Foushee@uc.edu

Twitter: @GoBEARCATS and @Andre_UCSID

Asst. AD/Strategic Communications: Ryan Koslen

Cell Phone: (513) 497-3132

Email: Ryan.Koslen@uc.edu

UC Sports Communications

Richard E. Lindner Center

2751 O'Varsity Way, Suite 860

Cincinnati, OH 45221-0021

Phone: (513) 556-5191

Fax: (513) 556-0619

CINCINNATI[®]

BASKETBALL

2 NATIONAL TITLES • 6 FINAL FOURS • 8 ELITE EIGHTS • 10 SWEET SIXTEENS • 27 NCAA TOURNAMENTS

GAME 3:

APPALACHIAN STATE (0-2) AT CINCINNATI (2-0)

Saturday, Nov. 16 • 2 p.m. (ET) • Fifth Third Arena • Cincinnati, Ohio

Series Info: First Meeting

Coaches: Mick Cronin is in his eighth season at Cincinnati (137-100); 11th season overall (206-124).

Jason Capel is in his fourth season at Appalachian State (44-51); fourth season overall (44-51).

Rankings: Cincinnati and Appalachian State are not ranked in this week's USA Today or AP polls.

Radio: 700 WLW; **Mo Egger** provides play-by-play alongside color analyst **Chuck Machock**.

TV: FOX Sports Ohio & ESPN3; **Tom Gelehrter** provides play-by-play with color analyst **Terry Nelson**.

UC Twitter Page: @GoBEARCATS

CINCINNATI PROBABLE STARTERS & ROSTER

No.	Name	Pos.	Ht.	Wt.	Cl.-Exp.	Hometown	GP-GS	PPG	RPG	APG	MIN
14	Ge'Lawn Guyn	G	6-1	185	Jr.-2L	Lexington, Ky.	2-2	5.0	1.0	3.5	24.0
23	Sean Kilpatrick	G	6-4	210	R-Sr.-3L	Yonkers, N.Y.	2-2	21.5	4.0	3.5	32.5
3	Shaquille Thomas	F	6-7	205	R-So.-1L	Paterson, N.J.	2-2	4.0	3.5	0.5*	18.0
2	Titus Rubles	F	6-7	220	Sr.-1L	Dallas, Texas	2-2	13.5	7.5	2.0*	29.0
5	Justin Jackson	F	6-8	230	Sr.-3L	Cocoa Beach, Fla.	2-2	9.0	6.5	3.5*	23.0

Off the Bench

0	Jeremiah Davis III	G	6-3	199	R-So.-1L	Muncie, Ind.	2-0	1.0	1.0	0.0	5.5
15	Jermaine Sanders	F	6-5	210	Jr.-2L	Far Rockaway, N.Y.	2-0	8.5	4.0	1.5	26.5
33	David Nyarsuk	C	7-1	250	Sr.-1L	Juba, South Sudan	2-0	0.0	0.5	0.0	2.0
10	Troy Caupain	G	6-3	200	Fr.-HS	Midlothian, Va.	2-0	3.5	3.0	1.0	16.0
25	Kevin Johnson	G	6-2	180	Fr.-HS	Cincinnati, Ohio	2-0	0.0	1.0	0.0	7.0
11	Jermaine Lawrence	F	6-9	205	Fr.-HS	Springfield Gardens, N.Y.	2-0	5.0	5.0	1.0*	16.
1	Deshawn Morman	G	6-3	190	Fr.-HS	Richmond, Va.	0-0	0.0	0.0	0.0	0.0
45	Zack Tobler	F	6-5	215	Fr.-HS	Fort Mitchell, Ky.	0-0	0.0	0.0	0.0	0.0

^Blocks; *Steals

CINCINNATI STORYLINES

- » Senior guard Sean Kilpatrick needs 13 points against Appalachian State to become only the 13th player in program history to eclipse 1,500 career points. He needs 513 points this season to become only the second player at UC to score as many as 2,000 career points. (Oscar Robertson amassed 2,973 career points [1958-60].)
- » Kilpatrick has been named to the John R. Wooden Award Preseason Top 50 list announced by ESPN.com and the Los Angeles Athletic Club on Tuesday. It marks the second consecutive year Kilpatrick has made the list of the nation's top college basketball players. He was included in the award's midseason Top 25 list last season as well.
- » Senior forward Justin Jackson led UC with four blocks against NC State on Tuesday and has 127 for his career. He is on pace to finish as one of the top four shot blockers in school history.
- » Senior forward Titus Rubles has scored in double figures in both games this season with 13 against NC Central and 14 against NC State. It marks the most points he has scored in back-to-back games at UC.

- » UC is 41-4 in the last 45 nonconference regular-season home games.
- » The Bearcats are a combined 76-32 (.704) during the past three-plus seasons.
- » Cincinnati was picked fourth in the American preseason coaches' poll. UC received 58 points to finish behind predicted league champion, Louisville (81 points), UConn (69) and Memphis (68).
- » UC announced Wednesday the signing of three talented prospects – Quadri Moore (pronounced QUAD-dree), Gary Clark and Coreontae DeBerry (pronounced COREY-on-tay) – who have signed national letters of intent to attend UC and play basketball for the Bearcats beginning with the 2014-15 season.
- » UC wraps up play in the Global Sports Shootout on Wednesday when it plays host to Campbell at 7 p.m. ET at Fifth Third Arena. Fans can purchase tickets at GoBEARCATS.com/tickets or by calling 1-877-CATS-TIX.

2013-14 CINCINNATI BASKETBALL • GAME 3: APPALACHIAN STATE

2013-14 NUMERICAL ROSTER							
NO.	NAME	POS.	HT.	WT.	CLASS	EXP.	HOMETOWN / PREVIOUS SCHOOLS
0	Jeremiah Davis III	G	6-3	199	R-So.	1L	Muncie, Ind./Muncie Central HS/Huntington Prep (W.Va.)
1	Deshaun Morman	G	6-3	190	Fr.	HS	Richmond, Va./Faith Baptist Christian (Fla.)
2	Titus Rubles	F	6-7	220	Sr.	1L	Dallas, Texas/Blinn College
3	Shaquille Thomas	F	6-7	205	R-So.	1L	Paterson, N.J./NIA Prep School
5	Justin Jackson	F	6-8	230	Sr.	3L	Cocoa Beach, Fla./Arlington Country Day
10	Troy Caupain	G	6-3	200	Fr.	HS	Midlothian, Va./Cosby HS (Va.)
11	Jermaine Lawrence	F	6-9	205	Fr.	HS	Springfield Gardens, N.Y./Pope John XXIII HS (N.J.)
14	Ge'Lawn Guyn	G	6-2	185	Jr.	2L	Lexington, Ky./Scott County HS/South Kent Prep (Conn.)
15	Jermaine Sanders	F	6-5	210	Jr.	2L	Far Rockaway, N.Y./Rice HS
23	Sean Kilpatrick	G	6-4	210	R-Sr.	3L	Yonkers, N.Y./White Plains HS/Notre Dame Prep (Mass.)
25	Kevin Johnson	G	6-2	180	Fr.	HS	Cincinnati, Ohio/Summit Country Day School
32	Jamaree Strickland	C	6-10	270	Fr.	HS	Oakland, Calif./Queen City Prep Acad. (N.C.)
33	David Nyarsuk	C	7-1	250	Sr.	1L	Juba, South Sudan/Mountain State University (W.Va.)
45	Zack Tobler	F	6-5	215	Fr.	HS	Fort Mitchell, Ky./Covington Catholic High School

2013-14 ALPHABETICAL ROSTER							
NO.	NAME	POS.	HT.	WT.	CLASS	EXP.	HOMETOWN / PREVIOUS SCHOOLS
10	Troy Caupain	G	6-3	200	Fr.	HS	Midlothian, Va./Cosby HS (Va.)
0	Jeremiah Davis III	G	6-3	199	R-So.	1L	Muncie, Ind./Muncie Central HS/Huntington Prep (W.Va.)
14	Ge'Lawn Guyn	G	6-2	185	Jr.	2L	Lexington, Ky./Scott County HS/South Kent Prep (Conn.)
5	Justin Jackson	F	6-8	230	Sr.	3L	Cocoa Beach, Fla./Arlington Country Day
25	Kevin Johnson	G	6-2	180	Fr.	HS	Cincinnati, Ohio/Summit Country Day School
23	Sean Kilpatrick	G	6-4	210	R-Sr.	3L	Yonkers, N.Y./White Plains HS/Notre Dame Prep (Mass.)
11	Jermaine Lawrence	F	6-9	205	Fr.	HS	Springfield Gardens, N.Y./Pope John XXIII HS (N.J.)
1	Deshaun Morman	G	6-3	190	Fr.	HS	Richmond, Va./Faith Baptist Christian (Fla.)
33	David Nyarsuk	C	7-1	250	Sr.	1L	Juba, South Sudan/Mountain State University (W.Va.)
2	Titus Rubles	F	6-7	220	Sr.	1L	Dallas, Texas/Blinn College
15	Jermaine Sanders	F	6-5	210	Jr.	2L	Far Rockaway, N.Y./Rice HS
32	Jamaree Strickland	C	6-10	270	Fr.	HS	Oakland, Calif./Queen City Prep Acad. (N.C.)
3	Shaquille Thomas	F	6-7	205	R-So.	1L	Paterson, N.J./NIA Prep School
45	Zack Tobler	F	6-5	215	Fr.	HS	Fort Mitchell, Ky./Covington Catholic High School

COACHING STAFF
Head Coach: Mick Cronin (8th season at UC; 11th season overall)
Associate Head Coach: Larry Davis
Assistant Coaches: Darren Savino, Antwon Jackson
Director of Basketball Operations: Drew Seidenberger
Director of Student-Athlete Development: Mark Berger
Video Coordinator: T.J. Wolf
Program Assistant: Greg Youncofski
Assoc. Athletics Director/Sports Medicine: Bob Mangine
Head Athletic Trainer: Joe Rauch
Director of Strength & Conditioning: Mike Rehfeldt

PRONUNCIATION GUIDE	
Troy Caupain	co-PAIN
Ge'Lawn Guyn	JEE-lawn Gwynn
Deshaun Morman	duh-SHAUN
David Nyarsuk	nahr-SOOK
Titus Rubles	ROO-bulls

ROSTER INFORMATION	
BY STATE/COUNTRY	
California	(1) Jamaree Strickland
Florida	(1) Justin Jackson
Indiana	(1) Jeremiah Davis III
Kentucky	(2) Ge'Lawn Guyn, Zack Tobler
New Jersey	(1) Shaquille Thomas
New York	(3) Sean Kilpatrick, Jermaine Lawrence, Jermaine Sanders
Ohio	(1) Kevin Johnson
Texas	(1) Titus Rubles
Virginia	(2) Deshaun Morman, Troy Caupain
South Sudan	(1) David Nyarsuk

BY CLASS	
True Freshmen	(6) Troy Caupain, Kevin Johnson, Jermaine Lawrence, Deshaun Morman, Jamaree Strickland, Zack Tobler
Sophomores	none
R-Sophomores	(2) Jeremiah Davis III, Shaquille Thomas
Juniors	(2) Ge'Lawn Guyn, Jermaine Sanders
Seniors	(3) Justin Jackson, David Nyarsuk, Titus Rubles
R-Seniors	(1) Sean Kilpatrick

BY HEIGHT	
7-1	David Nyarsuk
6-10	Jamaree Strickland
6-9	Jermaine Lawrence
6-8	Justin Jackson
6-7	Titus Rubles, Shaquille Thomas
6-5	Jermaine Sanders, Zack Tobler
6-4	Sean Kilpatrick
6-3	Troy Caupain, Jeremiah Davis III, Deshaun Morman
6-2	Ge'Lawn Guyn, Kevin Johnson

QUICK FACTS

GENERAL INFORMATION	
Location	Cincinnati, Ohio 45221
Founded	1819
Enrollment	42,656
Nickname	Bearcats
Colors	Red (PMS: 186) and Black
Arena (Capacity)	Fifth Third Arena (13,176)
Affiliation	NCAA Division I
Conference	American
President	Dr. Santa J. Ono
Alma mater/year	Chicago, '84
Director of Athletics	Whit Babcock
Alma mater/year	James Madison, '92
Faculty Representative	Dr. David M. Szymanski
Department of Athletics Phone	(513) 556-4603
Athletics Ticket Office Phone	(877) CATS-TIX

BASKETBALL STAFF	
Head Coach	Mick Cronin (Cincinnati '97)
Basketball Office Phone	(513) 556-5847
Associate Head Coach	Larry Davis (Asbury '78)
Assistant Coach	Darren Savino (Jersey City '94)
Assistant Coach	Antwon Jackson (Pikeville College '93)
Director of Operations	Drew Seidenberger (Cincinnati '09)
Dir. of Student-Athlete Devel.	Mark Berger (Cincinnati '01)
Video Coordinator	T.J. Wolf (Murray State '07)
Program Assistant	Greg Youncofski (Kansas '13)
Assoc. AD/Sports Medicine	Bob Mangine (Pittsburgh '93)
Head Athletic Trainer	Joe Rauch (Pittsburgh '05)
Dir. /Strength & Condition	Mike Rehfeldt (St. Cloud St. '05)
Administrative Assistant	Winona Shaw-Gunn

HISTORY	
First year of basketball	1901-02
All-time record (Entering 2013-14)	1,655-968 (.631)
NCAA appearances/last	27/2013
All-time record	43-24 (.642)
Final Four appearances/last	6/1992
Elite Eight appearances/last	8/1996
Sweet 16 appearances/last	10/2012
Conference Championships/last	37/2004
Postseason NIT appearances/last	10/2010
All-time record	8-10

TEAM INFORMATION	
2012-13 Record	22-12
BIG EAST Record	9-9 (T-9th)
Starters returning/lost	2/3
	(Returning: Kilpatrick, Jackson)
Letterwinners returning/lost	8/5
Percent of scoring returning	56.9 (1,286 of 2,262)
Percent of rebounding returning	64.5 (786 of 1,219)

PREVIEWING THE GAME

- » The University of Cincinnati men's basketball team welcomes Appalachian State to Fifth Third Arena on Saturday. The contest tips at 2 p.m. ET and will be broadcast on FOX Sports Ohio and 102.7 WEBN-FM. Fans can purchase tickets at GoBEARCATS.com/tickets or by calling 1-877-CATS-TIX.
- » The Bearcats (2-0) registered a 68-57 home win over NC State on Tuesday as part of ESPN's College Hoops Tip-Off Marathon. Senior guard Sean Kilpatrick led the UC cause for the second consecutive game, scoring a game-high 21 points with a trio of three-pointers to go with three assists and two steals. Senior forward Justin Jackson earned his first career double-double with 10 points and 10 rebounds to go with a game-high four blocks. Senior forward Titus Rubles contributed 14 points on 5-of-9 shooting and seven rebounds.
- » Appalachian State (0-2) is looking for its first win of the season after suffering a 73-66 setback to Campbell on Tuesday. Guard Mike Neal led the Mountaineers with a game-high 20 points while guard Mike Kobani added 14 points on 6-of-8 shooting. Forward Michael Obacha posted seven points and a game-high 15 rebounds.
- » Saturday marks the first meeting in series history. It also is the third of four games UC will play as part of the Global Sports Shootout. The Bearcats' first two games of the season - wins over NC Central (77-63) and NC State (84-72) - were part of the event along with UC's contest with Campbell on Wednesday at 7 p.m. ET.

SCOUTING THE MOUNTAINEERS

- » Appalachian State returns 10 players, including four starters from last season's team that posted a 15-16 overall record and 10-8 mark (second-place finish in the North Division) in the Southern Conference.
- » The Mountaineers lost their leading scorer on last year's team - forward Nathan Healy (14.5 ppg, 7.7 rpg, 31 starts, 35.0 mpg) - but return starting swingman Jay Canty (14.3 ppg, 6.2 rpg, 3.0 apg) and top reserve forward Tevin Baskin (9.9 ppg, 4.1 rpg).
- » Canty was selected to the preseason all-conference team but has to sit out the team's first nine games of the season after being ruled academically ineligible. He played at Xavier during the 2010-11 campaign, seeing action in 17 games while averaging 1.5 points, 0.8 points in 7.4 minutes. He was 10th in the Southern Conference in scoring (14.3 ppg) a year ago.
- » Baskin is leading the Mountaineers in scoring through two games, averaging 14.0 points, 5.5 rebounds and 2.0 steals. Forward Michael Obacha is averaging a team-high 9.0 rebounds to go with 5.0 points.
- » Appalachian State was picked to tie for fourth, along with Samford, in the Southern Conference behind Elon, Davison and Western Carolina.

NC STATE RECAP: UC 74, NCCU 61

- » Cincinnati held visiting NC State to 22 points in the second half on the strength of a tough defensive effort to move to a 68-57 win Tuesday.
- » The Bearcats held the Wolfpack to a 26.7 percent (8 of 30) shooting performance in the second half while blocking nine shots and forcing eight turnovers. The Wolfpack shot 32.8 percent (19 of 58) for the game, 36.8 percent (7 of 19) from behind the arc and 57 percent (12 of 21) from the free-throw line.

- » The Bearcats pounded the ball inside, holding a 36-22 advantage in the paint and turned 17 offensive rebounds into 16 points.
- » Sean Kilpatrick led three teammates in double figures, pouring in a game high 22 points. Kilpatrick drained three triples and was 8-for-8 from the charity stripe. He also had three assists and a pair of steals.
- » Justin Jackson scored 10 points and grabbed 10 rebounds, tallying his first career double-double. The senior also swatted a game-high four shots. Titus Rubles totaled 14 points and added seven rebounds. Jermaine Lawrence finished with a career high eight rebounds.
- » The game was a see-saw battle throughout with 12 ties and eight lead changes. The score was knotted at 35 at the break and a pair of Kilpatrick free throws with 10:19 left in the game squared things up at 48 points apiece.
- » From there, Kilpatrick drained a three with 9:45 remaining that sent UC on a 17-9 run to end the game with Kilpatrick ringing up nine points over the last 8:40.
- » NC State would get no closer than four at 57-53 UC with 5:12 left. The Bearcats turned up the defensive pressure and held the Wolfpack to four points over the final five minutes, cruising to the 11-point win.

NOTES FROM THE NC STATE GAME

- » Cincinnati held NC State to 57 points in the game. The Bearcats surrendered less than 60 points 17 times last season.
- » The Bearcats are 41-4 in the last 45 nonconference regular-season home games.
- » Sean Kilpatrick scored 21 points to move up to 14th on the UC all-time scoring list with 1,487 points. The senior passed Yancy Gates (2009-12) who finished with 1,485 career points.
- » Senior Justin Jackson recorded his first-career double-double with 10 points and 10 rebounds. His 10 rebounds marked only the second time in his career he has eclipsed the double-digit rebound barrier. Jackson also finished with a game-high four blocks. He has registered three or more blocks in both games this season and 18 times in his career.
- » Senior Titus Rubles tied career-highs with 14 points and five made field goals.

TIP-INS

- » Senior guard Sean Kilpatrick is having a strong start to the season at the foul line. The senior is 16 of 17 (94.1 percent) through he first two games. It's his most accurate shooting from the charity stripe since making a single-game school record 16 of 16 free throws against Iowa State in Las Vegas last season (11/23/12).
- » The Bearcats recorded nine blocks against NC State on Tuesday. Last year's team set a Mick Cronin coaching era record for rejections with 240 blocks - third most in school history. Senior forward Justin Jackson led UC with four blocks against the Wolfpack and has 127 for his career. He is on pace to finish as one of the top four shot blockers in school history.
- » Senior forward Titus Rubles has scored in double figures in both games this season with 13 against NC Central and 14 against NC State. It mark's the most points he has scored in back-to-back games in his brief career at UC.
- » Junior guard Ge'Lawn Guyn has started the season as a solid distributor of the basketball with five assists and only one turnover through two games. He is averaging 5.0

points and 2.5 assists.

- » The Bearcats are a combined 76-32 (.704) during the past three-plus seasons.
- » The 2013-14 freshman class was ranked among the Top 25 in the nation by several recruiting services, including Rivals.com and Scout.com. The class was led by freshman forward Jermaine Lawrence who was tabbed a five-star prospect and among the Top 25 players overall according to four recruiting services.
- » Cincinnati is one of 23 programs in the nation to participate in the NCAA tournament each of the past three seasons (joining Belmont, Duke, Florida, Georgetown, Gonzaga, Kansas, Kansas State, Louisville, Marquette, Memphis, Michigan, Michigan State, Missouri, North Carolina, Notre Dame, Ohio State, San Diego State, Syracuse, Temple, UNLV, VCU and Wisconsin.)

KILPATRICK NAMED TO WOODEN AWARD PRESEASON TOP 50 LIST

- » Senior guard Sean Kilpatrick has been named to the John R. Wooden Award Preseason Top 50 list announced by ESPN.com and the Los Angeles Athletic Club on Tuesday.
- » It marks the second consecutive year Kilpatrick has made the list of the nation's top college basketball players. He was included in the award's midseason Top 25 list last season as well.
- » A preseason American Athletic Conference first team selection, Kilpatrick ranked among league leaders in the former BIG EAST Conference last season for points (fifth at 17.0) and three-pointers made (fourth at 2.41). Earlier this summer, he was one of 12 players in the nation to play for USA Basketball at the World University Games in Kazan, Russian.
- » A prolific scorer, Kilpatrick has amassed 1,487 career points heading into UC's home contest with Appalachian State on Saturday. He needs 513 more points this season to join Bearcats legend Oscar Robertson (2,973 points from 1958-60) as the only players in program history to score 2,000 or more points. With 225 career three-pointers, Kilpatrick is also on pace to finish as one of only three players at UC with 300 or more three-pointers.
- » An outstanding team leader with an unrivaled work ethic, Kilpatrick has been an important component on Cincinnati teams that have advanced to the NCAA tournament each of the past three seasons, including a trip to the 2012 NCAA Sweet 16.
- » Kilpatrick is one of five AAC players named to the award's Top 50 list along with Louisville's Russ Smith and Montrezl Harrell, Joe Jackson of Memphis and Shabazz Napier of UConn.
- » The players on the list are considered strong candidates for the midseason list and the official voting ballot, which will consist of approximately 20 top players who have proven to their universities that they are also making progress toward graduation and maintaining at least a cumulative 2.0 GPA. The Wooden Award All American Team, consisting of the nation's top 10 players, will be announced the week of the "Elite Eight" round of the NCAA Tournament.

KILPATRICK'S FINAL SEASON AT CINCINNATI

- » Senior Sean Kilpatrick closes out a standout career at Cincinnati this season and could end the year ranked among the school's best in several categories.
- » Kilpatrick scored a game-high 21 points against NC State on Tuesday to climb into 14th place on the all-time scoring list with 1,487 career points.
- » Kilpatrick needs 513 points to become only the second player in school history to score as many as 2,000 career points. (Oscar Robertson amassed 2,973 career points [1958-60].)
- » He has made 225 three-pointers during his career and needs 75 this season to rank as one of only three players in UC history to make 300 or more. (Deonta Vaughn made 313 three-pointers [2007-10] while Darnell Burton made 306 [1994-97].)
- » He entered the 2013-14 campaign leading all returning American Athletic Conference players in career points and career three-pointers made.
- » The fifth-year senior has played in every UC game (108) in his career (since 2010-11) and needs to see action in each of UC's first 26 games to set the school record for consecutive games played. (Keith Gregor played in 131 consecutive games [1993-96].)
- » Kilpatrick entered the season 34 games shy of becoming UC's career leader for games played. (Cashmere Wright played in 139 games [2010-13].)
- » With 3,231 career minutes of action entering Saturday's game, Kilpatrick is on pace to become only the second player in UC history to log as many as 4,000 career minutes played. (Deonta Vaughn played 4,310 career minutes [2007-10].)
- » See chart on page 9 for a complete listing of Kilpatrick's rankings in several UC career statistical categories.

TALENTED TRIO SIGNS WITH UC

- » Mick Cronin announced Wednesday the signing of three talented prospects – Quadri Moore (pronounced QUAD-dree), Gary Clark and Coreontae DeBerry (pronounced COREY-on-tay) – who have signed national letters of intent to attend UC and play basketball in 2014-15.
- » Moore, a 6-foot-8, 230-pound forward from Linden, N.J., averaged 14.6 points, 5.7 rebounds and 1.1 blocks while making 19 three-pointers as a junior at Linden High School. Tabbed a four-star prospect by multiple recruiting websites, Moore is listed No. 28 among the top forwards in the nation by ESPN and ranked No. 103 overall nationally by Rivals.com.
- » Clark, a 6-foot-7, 215-pound forward from Clayton, N.C., averaged 24.0 points, 14.0 rebounds and 4.0 blocks while leading Clayton High School to the 4A Eastern Regional semifinals as a junior. He averaged nearly 32 points in the playoffs while earning Associate Press All-State accolades and Greater Neuse River 4A Conference Player of the Year honors. Clark is listed as a four-star prospect and one of the Top 80 players in the nation by ESPN while Rivals.com and 247Sports.com list him among the Top 150.
- » DeBerry, a 6-foot-10, 270-pound center from Holland, Mich., averaged 9.2 points and 4.4 rebounds in 12.7 minutes during the 2012-13 season at Mott College in Flint, Mich. He is playing the 2013-14 campaign at junior-college power Hutchinson Community College in Hutchinson, Kan. He averaged 16.1 points as a senior at Holland High School during 2011-12. DeBerry will have two seasons of eligibility at Cincinnati.

LOOKING BACK AT THE EXHIBITION SEASON

- » UC posted a pair of victories against competitive exhibition opponents, registering a 77-63 win over Canada's Carleton University on Oct. 26 and an 84-72 victory against Bellarmine on Nov. 2. Carleton has won nine of the last 11 Canadian Interuniversity Sport championships. Bellarmine claimed the 2011 NCAA Division II title and is a preseason No. 4 pick in the nation.
- » Sean Kilpatrick led the Bearcats in both games, averaging 22.0 points while shooting 50 percent from the field (13 of 26) and from beyond the arc (3 of 6). He also made 15 of 17 free throw (88.2 percent).
- » Kilpatrick posting 20 points with four rebounds, three assists and two steals in the Bearcats' 77-63 win over Carleton University. He tallied 24 points on 7-of-10 shooting and was 8 of 8 from the foul line vs. Bellarmine.
- » Justin Jackson led UC with 8.0 rebounds and was second in scoring at 16.5 points. He had 19 points on 8-of-10 shooting with nine rebounds against Bellarmine.

FIFTH THIRD ADVANTAGE

- » Fifth Third Arena, home of the Bearcats since the 1989-90 season, is celebrating its 25th anniversary this season.
- » UC is 323-72 (.818) all-time in the arena, including an 86-36 (.705) mark during the Mick Cronin coaching era.
- » The Bearcats concluded the 2012-13 season with a 13-5 home record (8-1 vs. nonconference; 5-4 vs. BIG EAST).
- » UC has won 41 of its last 45 nonconference regular-season home games with losses coming against New Mexico (12/27/12), Marshall (73-69 [OT] on 11/25/11), Presbyterian (56-54 on 11/19/11) and Xavier (76-66 on 12/13/08).
- » UC owns a 54-9 (.857) home record against nonconference foes during the Mick Cronin coaching era.

- SEASON NOTES -

AMERICAN ATHLETIC CONFERENCE COACHES PICK BEARCATS FOURTH

- » UC was picked fourth in the American Athletic Conference preseason coaches' poll the league announced Oct. 16 at its inaugural men's basketball media day at FedExForum.
- » UC received 58 points to finish behind predicted league champion, Louisville (81 points), UConn (69) and Memphis (68). Temple was picked fifth with 40 points, followed by SMU (39), Houston (28), USF (27), UCF (24) and Rutgers (16) in the 10-team conference.
- » The Cardinals were a unanimous preseason favorite to win the league, receiving all nine eligible first-place votes in the balloting of the coaches, who could not vote for their own teams. UConn, which received the other first-place vote, edged Memphis for second in the preseason poll.
- » The complete team ranking follows:

2013-14 PRESEASON AMERICAN COACHES' POLL

1. Louisville (9) *	81
2. UConn (1)	69
3. Memphis	68
4. Cincinnati	58
5. Temple	40
6. SMU	39
7. Houston	28
8. USF	27
9. UCF	24
10. Rutgers	16

First-place votes in parentheses

* - unanimous selection

KILPATRICK NAMED PRESEASON

FIRST TEAM ALL-AAC

- » UC senior guard Sean Kilpatrick was selected preseason first team All-AAC by the league's coaches at the AAC's inaugural men's basketball media day on Oct. 16 at FedExForum.
- » Kilpatrick was joined on the first team by UConn's Shabazz Napier, Louisville's Chane Behanan and Russ Smith and Memphis' Joe Jackson.
- » Kilpatrick enters his final campaign at UC as a three-time all-conference selection in the former BIG EAST Conference. He earned back-to-back second team all-league honors in 2012 and 2013. As a junior, Kilpatrick averaged 17.0 points, 5.2 rebounds and 2.4 three-pointers, ranking fifth in the league in scoring and fourth in three-pointers made.
- » The preseason second team included UCF's Isaiah Sykes, UConn's Ryan Boatwright, Houston's TaShawn Thomas, Louisville's Montrezl Harrell and USF's Anthony Collins.
- » Louisville's Russ Smith was tabbed the conference's preseason player of the year while SMU's Keith Frazier was chosen as the league's preseason rookie of the year.

KILPATRICK A MEMBER OF USA BASKETBALL AT WORLD UNIVERSITY GAMES

- » Senior guard Sean Kilpatrick was one of 12 players in the nation selected to represent USA Basketball at the 2013 World University Games in Kazan, Russia this summer.
- » Kilpatrick averaged 7.5 points and 2.0 rebounds in eight games with USA Basketball helping the squad to an eighth-place finish.
- » He scored a team-high 18 points on 7-of-14 shooting with four three-pointers against the United Arab Emirates in 24 minutes in the tournament opener.
- » Kilpatrick became the fourth UC player to compete for the U.S. team at the World University Games, joining Eric Hicks (2005), Kenyon Martin (1999) and Pete Mickeal (1999). Martin and Mickeal led the U.S. to a gold medal and 8-0 record. Martin led the team in scoring (13.9) and rebounding (6.6) while Mickeal led the squad in steals (3.3) and was third in scoring (9.1). Hicks' 2005 team also went 8-0 and claimed the gold medal. He averaged 6.6 points and 3.1 rebounds.

CRONIN PILING UP WINS

- » UC head coach Mick Cronin leads the nation in career Division I victories among college head coaches age 42 or younger. Cronin, who turned 42 in July, entered the season with a career record of 204-124 (.622). Prior to the 2013-14 season, Cronin ranked ahead of Marquette's Buzz Williams (136-71: turned 42 in September); Auburn's Tony Barbee (117-111: turned 42 in August) and Memphis' Josh Pastner (106-34: turned 36 in September).
- » Cronin entered the year ranked fifth in the nation among active coaches for most DI wins among coaches 45 or younger and 19th among coaches younger than 50.
- » His 204 career wins prior to turning 42 ranked ahead of some notable current and former coaches: Jim Calhoun (had amassed 200 wins at 42); Denny Crum (186); Eddie Sutton (176); John Wooden (128) and Roy Williams (103).
- » Cronin currently ranks third at UC with 137 wins as the Bearcats head coach. He ranks behind only Bob Huggins (399) and George Smith (154).

NEWS FROM THE WEIGHT ROOM

- » The 2013-14 Bearcats squad has made great strides in the weight room since the end of last season according to director of strength and conditioning Mike Rehfeldt.
- » Senior center David Nyarsuk has increased his weight to 250 pounds, gaining 33 pounds since the end of last season. At 7-foot-1, Nyarsuk owns the longest wingspan (7-foot-1.5) and longest reach (9-foot-6) of any player on this year's team.
- » Sophomore Shaquille Thomas has added 15 pounds and is listed at 205 pounds entering the season. He has gained 30 pounds since arriving on campus in August 2011. Despite the added weight to his frame, Thomas has increased his maximum vertical by five inches since last season and owns the best vertical touch on the team at 12 feet, 5 inches.
- » Senior Justin Jackson has gained 15 pounds of muscle since the end of the 2012-13 campaign while maintaining his body fat at 4.8 percent. He was recorded as bench pressing 185 pounds 18 times this summer, five more than the average forward at the NBA combine. His wingspan (7-foot) and reach (9-foot) are the second-longest on the team.
- » Senior Titus Rubles added 15 pounds to his frame since the end of last season. He tested as the most agile player on the team, finishing the team's lane agility in a team-best 10.32 seconds. His max vertical of 41 inches ranks among the best on the team.
- » Junior Ge'Lawn Guyn added 13 pounds during the offseason. He ranks first on the team for the highest maximum vertical (45.5 inches) and no-step vertical (38.5 inches).
- » Since arriving on campus this summer several freshmen have made strides as well in the weight room. Deshuan Morman (17 pounds), Kevin Johnson (15 pounds) and Jermaine Lawrence (10 pounds) all added weight.

BREAKING DOWN THE BEARCATS

RETURNING NUMBERS

CATEGORY	RETURN	LOST	PCT. RETURN
Scoring	1286	976	56.9%
Field Goals	459	332	58.0%
Three-Pointers	117	113	50.8%
Rebounding	786	433	64.5%
Blocks	101	107	48.6%
Steals	150	90	62.5%
Minutes	4151	2283	60.4%

RETURNING STATISTICAL LEADERS

CATEGORY	NO.	PLAYER
Scoring	17.0	Sean Kilpatrick
Field Goals	194	Sean Kilpatrick
Three-Pointers	82	Sean Kilpatrick
Free Throws	107	Sean Kilpatrick
Rebounding	5.9	Titus Rubles
Assists	67	Titus Rubles
Blocks	41	Justin Jackson
Steals	42	Sean Kilpatrick
Minutes	34.4	Sean Kilpatrick

KENYON MARTIN RETURNS

- » Former Bearcat great and current New York Knick Kenyon Martin returned to Cincinnati and the UC campus on Oct. 28 for his induction into the James P. Kelly Sr. Athletics Hall of Fame Class of 2013.
- » Martin, along with three other honorees, received the prestigious award at the Legion of Excellence Gala at the Kingsgate Marriott.
- » Martin (1997-2000) was the 2000 National Player of the Year, a consensus first team All-American and the No. 1 pick in the 2000 NBA Draft. He led UC to a No. 1 national ranking throughout the 2000 regular season. He suffered a broken leg in the Conference USA tournament that severely hampered UC's postseason aspirations and set the stage for an NCAA tournament second-round exit.
- » He is one of three former Bearcats to have their jersey retired and hanging inside Fifth Third Arena. He still holds school records for career blocks (292) and career field goal percentage (.586) and ranks 25th on UC's all-time scoring list.

FORMER BEARCATS IN THE PROS

- » Three former Bearcats were listed on NBA rosters when the 2013-14 season started: Kenyon Martin (N.Y. Knicks), Jason Maxiell (Orlando) and Lance Stephenson (Indiana). Ten other former UC players are playing professional basketball overseas. A complete list follows.

BEARCATS CURRENTLY PLAYING PRO BASKETBALL

Name	Country	Team
Kenyon Martin	USA-NBA	New York Knicks
Jason Maxiell	USA-NBA	Orlando Magic
Lance Stephenson	USA-NBA	Indiana Pacers
Yancy Gates	Israel	Hapoel Eilat
Adam Hrycaniuk	Poland	Stelmet ZG
Cheikh Mbodj	Greece	Ilysiakos
Anthony McClain	Libya	Al Alhy Benghazi
Cedric McGowan	Uruguay	Bigua
Steve Toyloy	Brazil	Sky Sao Paolo
Deonta Vaughn	Hungary	Atomeromu
Mike Williams	Argentina	La Union
James White	Italy	Grissen Bon Re.
Cashmere Wright	Holland	Gasterra Flames

AMERICAN ATHLETIC CONFERENCE HOOPS

- » The 2013-14 basketball campaign marks the inaugural season of the American Athletic Conference. The league consists of 10 teams including five members of the former BIG EAST Conference (Cincinnati, Connecticut, Louisville, Rutgers and USF), four former members of Conference USA (Houston, Memphis, SMU and UCF) and Temple from the Atlantic 10 Conference.
- » The 2014-15 campaign sees the addition of East Carolina, Tulane and Tulsa.

SUCCESS FOLLOWS BEARCATS

- » Cincinnati has been in seven conferences (also had independent status 1971-75) since it joined the Missouri Valley Conference prior to the 1957-58 season and has enjoyed success at each stop.
- » **MISSOURI VALLEY (1958-1970)** - Seven league titles ... two national championships (1961, 1962) ... five straight final fours (1959-1963) ... eight 20-win seasons ... Connie Dierking (1958), Ralph Davis (1960), Bob Wiesenbahn (1961), Paul Hogue (1961, 1962), Tom Thacker (1963), Tony Yates (1963), Ron Bonham (1963, 1964) and George Wilson (1963) received All-American recognition with Wilson playing on the U.S. 1964 Olympic gold medal team.
- » **INDEPENDENT (1971-75)** - Reached the Sweet 16 (1975) ... one 20-win season ... Jim Ard (1970) and Lloyd Batts (1973) were honorable mention All-Americans.
- » **METRO CONFERENCE (1976-1991)** - Two league tournament championships ... three NIT appearances ... three 20-win seasons ... Steve Collier (1976), Gary Yoder (1977), Bob Miller (1978) and Pat Cummings (1979) earned All-American recognition.
- » **GREAT MIDWEST CONFERENCE (1992-95)** - Final Four appearance (1992) ... Elite Eight appearance (1993) ... four NCAA tournament appearances ... two league regular-season titles and four tournament titles ... four 20 win seasons ... Herb Jones (1992) and Nick Van Exel were honorable mention All-Americans.
- » **CONFERENCE USA (1996-2005)** - One Elite Eight (1996) appearance ... two NCAA Sweet 16 (1996, 2001) appearances ... 10 consecutive NCAA tournament appearances ... eight regular-season league titles and four league tournament titles ... nine seasons with 20 or more wins ... Danny Fortson, Ruben Patterson, Bobby Brannen, Melvin Levett, Logan, Martin and Pete Mickeal were named of All-Americans.
- » **BIG EAST CONFERENCE (2006-2013)** - One NCAA Sweet 16 appearance ... three NCAA tournament appearances ... four 20 win seasons

IMG/CINCINNATI RADIO NETWORK

- » Cincinnati men's basketball can be heard in 38 states and a third of Canada thanks to a 15-year partnership with ClearChannel and its signature station 700 WLW, which is based in Cincinnati.
- » 700 WLW provides in-depth coverage, live play-by-play and postgame reaction from head coach Mick Cronin. The broadcast also include a 30-minute pregame show.
- » Dan Hoard provides play-by-play alongside Chuck Machock. Mo Egger serves as host/engineer.

MICK CRONIN RADIO SHOW

- » The Mick Cronin Radio Show will air weekly on 700 WLW providing in-depth analysis of Bearcats basketball.
- » Coach Cronin is joined weekly by the Voice of the Bearcats, Dan Hoard and color analyst Chuck Machock.
- » The show takes place at the original Montgomery Inn, except during the month of December when it originates from the 700 WLW studios.

THE MICK CRONIN RADIO SHOW SCHEDULE

Day	Date	Time	Station	Site
Tuesday	Nov. 19	8 p.m.	WLW	Montgomery Inn
No show during the week of Thanksgiving				
Wednesday	Dec. 4	8 p.m.	WLW	700 WLW Studios
Thursday	Dec. 12	8 p.m.	WLW	700 WLW Studios
Thursday	Dec. 19	8 p.m.	WLW	700 WLW Studios
Thursday	Dec. 26	8 p.m.	WLW	700 WLW Studios
Thursday	Jan. 2	8 p.m.	WLW	Montgomery Inn
Thursday	Jan. 9	8 p.m.	WLW	Montgomery Inn
Monday	Jan. 13	8 p.m.	WLW	Montgomery Inn
Monday	Jan. 20	8 p.m.	WLW	Montgomery Inn
Monday	Jan. 27	8 p.m.	WLW	Montgomery Inn
Monday	Feb. 3	8 p.m.	WLW	Montgomery Inn
Monday	Feb. 10	8 p.m.	WLW	Montgomery Inn
Monday	Feb. 17	8 p.m.	WLW	Montgomery Inn
Monday	Feb. 24	8 p.m.	WLW	Montgomery Inn
Monday	March 3	8 p.m.	WCKY	Montgomery Inn
#Monday	March 10	8 p.m.	WLW	Montgomery Inn
Monday	March 17	8 p.m.	WLW	Montgomery Inn
*Monday	March 24	8 p.m.	WLW	Montgomery Inn
*Monday	March 31	8 p.m.	WLW	Montgomery Inn
*Tuesday	Apr. 8	8 p.m.	WCKY	Montgomery Inn

#-Dependent upon UC's travel schedule to AAC Championship.

*-If necessary.

the same award in 2011-12 and was named to the BIG EAST All-Rookie as a freshman in 2010-11.

- » Kilpatrick finished fifth in the BIG EAST in scoring at 17.0 points per game and was fourth with 2.41 three-pointers each contest. His 577 points during the 2012-13 campaign were the most scored in a season during the Mick Cronin coaching era.
- » Kilpatrick was named to the John R. Wooden Award Midseason Top 25 list by the Los Angeles Athletic Club and also was selected as one of 30 candidates for the 2013 Naismith College Player of the Year award.

-GoBEARCATS.com-

HIGHLIGHTS FROM LAST SEASON

- » Cincinnati made its third consecutive appearance in the NCAA Championship for the first time since 2003-05 behind strong team defense, a determined senior class and the talents of standout guard Sean Kilpatrick.
- » The Bearcats finished the 2012-13 season 22-12 overall and 9-9 in the BIG EAST Conference.
- » The senior class of Alex Eppenstein, Cheikh Mbodj (joined team beginning with the 2011-12 season), JaQuon Parker and Cashmere Wright helped lead the Bearcats to 93 overall wins, 39 BIG EAST Conference wins, three 20-win seasons (2011-2013), three NCAA Championship appearances (2011-13), an NCAA Sweet 16 appearance (2012) and a BIG EAST Championship runner-up finish (2012) during the past four seasons.
- » Guard Cashmere Wright finished his career as the only player in school history to tally at least 1,300 points, 475 assists and 175 steals. He ended his UC tenure as the school's leader in games played (139), ranked third in assists (482) and 22nd in points (1,317).
- » Center Cheikh Mbodj ended the season ranked 16th in the nation in blocked shots (2.65 per game). His 90 blocks ranked fourth for most in a single season at UC.
- » Gritty JaQuon Parker led all BIG EAST guards, averaging 2.04 offensive rebounds and ranking 12th in the league among players at all positions. He enjoyed the best offensive season of his career in 2012-13, averaging 10.9 points and shooting 40.0 percent from three-point range.
- » Guard Sean Kilpatrick was named second team All-BIG EAST by the league's coaches on March 10. He received



THE MICK CRONIN FILE

Hometown: Cincinnati, Ohio

Alma Mater: University of Cincinnati '97

Family: daughter, Samantha (7)

Coaching Experience:

1998-2001 - Assistant Coach
Cincinnati

2002-2003 - Associate Head Coach
Louisville

2004-2006 - Head Coach
Murray State

2007-Pres. - Head Coach
Cincinnati

CRONIN COACHING NOTES

- Signed contract extension in April 2013 keeping him as the Bearcats head coach through the 2018 season.
- Owns a 74-32 record during last three seasons with three consecutive trips to the NCAA tournament, including a 2012 Sweet 16 appearance.
- Has directed five teams to the NCAA tournament as a head coach. Has taken 12 teams as a head coach or assistant.
- Earned his 200th career coaching victory during the 2012-13 season.

CINCINNATI HEAD COACH MICK CRONIN

In his eighth season at his alma mater, Mick Cronin has returned pride to the University of Cincinnati basketball program by restoring its winning tradition with three consecutive trips to the NCAA tournament and reclaiming its place as a national contender.

Though the process was anything but easy - with a roster that included only one returning letterman when he arrived at UC in March 2006 - Cronin's steadfast determination and loyalty for UC spearheaded what could be considered one of the nation's top rebuilding efforts.

Cincinnati was the only program from a major conference to improve its win total every season from 2007 to 2011, building from 11 wins in 2007 to 26 victories and a return to the NCAA tournament in 2011. A year later, the Bearcats won 26 games again while advancing to the school's first NCAA Sweet 16 appearance since 2001. UC made its third consecutive NCAA tournament appearance last season as attendance figures at UC's Fifth Third Arena climbed to their highest average of the Cronin coaching era and a Top-50 national ranking.

A trip to the NCAA tournament in 2014 would make Cronin only the second coach in school history to take the Bearcats to the Big Dance four consecutive times (Bob Huggins sent 14 UC teams from 1992-2005).

Last season he earned his 200th career victory and enters the 2013-14 campaign with a 204-124 overall record after 10 seasons. He owns a 135-100 mark after seven years at UC, ranking third in school history. Cronin and UC reinforced their commitment to one another in April 2013 when the head coach signed a contract extension through the 2018 season.

TRACK RECORD OF SUCCESS

Success seems to follow Cronin, who came to UC after serving three years as head coach at Murray State (2004-06). As mentor of the Racers, Cronin compiled a 69-24 overall record while earning a pair of NCAA tournament berths.

In his debut season as head coach, Cronin directed Murray State to a school-best 28-6 record, the Ohio Valley Conference tournament championship, and an NCAA tournament appearance. His 28 wins are the sixth most in NCAA history for a first-year head coach. He earned OVC Coach of the Year honors two seasons later, guiding Murray State to another OVC title, league tournament crown and NCAA tournament appearance with a 24-6 mark in 2005-06.

Prior to earning a head coaching position, Cronin built a sterling reputation for his ability to evaluate and recruit top talent. In his stint at UC as an assistant coach for Bob Huggins from 1997-2001, Cronin

recruited several top players, including NBA Draft selections Steve Logan (Golden State); DerMarr Johnson (Atlanta); Pete Mickeal (Dallas); Kenny Satterfield (Dallas); and Jason Maxiell (Detroit).

Following the 2000-01 season, Cronin became the associate head coach and recruiting coordinator at Louisville, under Rick Pitino. In his first year, Cronin helped attract a top-10 ranked recruiting class.

COMMUNITY INVOLVEMENT

Cronin's passion for success on the court also carries over to the Cincinnati community where he is committed to making a difference. He currently serves as a board member of the American Cancer Society's Coaches vs. Cancer of Southwest Ohio chapter.

He also assists with a major fundraising event - Soul of the City Soiree - for Our Daily Bread that has generated more than \$100,000 each of the past two years to assist the soup kitchen located in the Over-the-Rhine area of Cincinnati.

Cronin also annually speaks with the Young Executive Group of the Catholic Inner-City Schools Education (CISE) Fund. The group raises money from area corporations to help give children from low income urban settings the opportunity to attend Catholic schools.

PATH TO COACHING

Cronin has long held great pride in the Queen City, the University of Cincinnati and the sport of basketball. As a child growing up on the west side of town, he used to follow his father, Harold "Hep" Cronin -- a highly successful local high school coach with more than 400 career wins -- around the gyms of Cincinnati. A product of LaSalle High School, Cronin had his playing career end sooner than expected due to a knee injury in high school.

That didn't stop his desire to find his place in basketball. While completing his undergraduate degree at UC, Cronin served as assistant varsity coach and head junior varsity coach at Woodward High School. He helped develop six players who went on to play Division I college basketball, including former Bearcat Damon Flint, who ranks among the top 25 scorers in program history.

Cronin made the jump from high school to college coaching during the 1996-97 season joining Huggins as video coordinator for UC basketball. A year later, Cronin was elevated to an assistant coach for the Bearcats, setting the stage for his long tenure in college basketball.

Cronin resides in Cincinnati with his seven-year old daughter, Samantha.

COMMENTS ON CRONIN

"Mick has done an outstanding job in an extremely difficult situation. The odds were against him but he was persistent and got the Bearcats over the hump and into the NCAA tournament where they should be a regular at knocking on that door every March." - **Andy Katz, ESPN**

"Mick Cronin has taken Cincinnati from basketball purgatory to the level of perennial NCAA contender. When Mick first took the job, the Bearcats' roster was in worse condition than most mid-major programs. Since that point, Mick has built Cincinnati into a national program that's won 74 games in the last three seasons and advanced to three straight NCAA Tournaments. The job he's done at his alma mater is second to none, and he's far from finished." - **Jon Rothstein, College Basketball Insider, CBS Sports Network**

"Mick Cronin has done a tremendous job at Cincinnati. He took over a program that needed a new culture of winning, and he built a solid foundation in the nation's toughest basketball league. He's been disciplined, and has demanded the same from his players. Mick has instilled belief in his players and has worked incredibly hard to lead Cincinnati back to national prominence." - **Jay Bilas, ESPN**

"From starting with not much more than a few basketballs and an empty gym, and playing in a league that routinely produced No. 1 NCAA seeds and Final Four teams, Mick elevated the Bearcats to 26 victories and an NCAA Tournament berth within five seasons. And he did this with players who've lifted the program's academic rating and graduated from the university. It might be the most underrated coaching performance of the past two decades in college basketball. It's darned near a miracle." - **Mike DeCourcy, Sporting News**

"Mick Cronin has done a great rebuilding job at Cincinnati. I love the emotion and passion he brings to the sidelines. Bearcat fans have to be thrilled with what he has done. Stock up for Mick Cronin, baby!" - **Dick Vitale, ESPN**

THE CRONIN COACHING FILE

SEASON	SCHOOL (CONF.)	POSITION	RECORD/CONF.	POSTSEASON (RECORD)
1996-97	Cincinnati (C-USA)	Video Coordinator		
1997-98	Cincinnati (C-USA)	Assistant Coach	27-6/14-2	NCAA West Regional (1-1)
1998-99	Cincinnati (C-USA)	Assistant Coach	27-6/12-4	NCAA East Regional (1-1)
1999-00	Cincinnati (C-USA)	Assistant Coach	29-4/16-0	NCAA South Regional (1-1)
2000-01	Cincinnati (C-USA)	Assistant Coach	25-10/11-5	NCAA West Regional Semifinals (2-1)
2001-02	Louisville (C-USA)	Assoc. Head Coach	19-13/8-8	NIT (1-1)
2002-03	Louisville (C-USA)	Assoc. Head Coach	25-7/11-5	NCAA East Reg. (1-1)
2003-04	Murray State (OVC)	Head Coach	28-6/14-2	NCAA Atlanta Reg. (0-1)
2004-05	Murray State (OVC)	Head Coach	17-11/11-5	---
2005-06	Murray State (OVC)	Head Coach	24-7/17-3	NCAA Washington Reg. (0-1)
MURRAY STATE TOTALS		3 years	69-24/42-10	.742/.808
2006-07	Cincinnati (BIG EAST)	Head Coach	11-19/2-14	---
2007-08	Cincinnati (BIG EAST)	Head Coach	13-19/8-10	Col. Basketball Invit. (0-1)
2008-09	Cincinnati (BIG EAST)	Head Coach	18-14/8-10	---
2009-10	Cincinnati (BIG EAST)	Head Coach	19-16/7-11	NIT (1-1)
2010-11	Cincinnati (BIG EAST)	Head Coach	26-9/11-7	NCAA Third Round (1-1)
2011-12	Cincinnati (BIG EAST)	Head Coach	26-11/12-6	NCAA East Regional Semifinals (2-1)
2012-13	Cincinnati (BIG EAST)	Head Coach	22-11/9-9	NCAA Second Round (0-1)
2013-14	Cincinnati (American)	Head Coach	2-0/0-0	
CINCINNATI TOTALS		8 years	137-100/57-67	.578/.460
HEAD COACHING TOTALS		11 years	206-124/99-77	.624/.563

CRONIN'S RECORD AGAINST ALL OPPONENTS

School	W-L	Last Meeting	School	W-L	Last Meeting	School	W-L	Last Meeting
Alabama	1-0	2012-13	Jacksonville State	6-0	2011-12	Southeast Missouri State	5-2	2005-06
Alabama State	1-0	2011-12	Kennesaw State	0-0	2013-14	Southern Illinois	1-2	2005-06
Appalachian State	0-0	2013-14	Lipscomb	1-0	2009-10	Southern Miss	1-0	2003-04
Arkansas-Little Rock	1-0	2012-13	Louisville	4-6	2012-13	South Carolina Upstate	1-0	2007-08
Arkansas-Pine Bluff	2-0	2011-12	Marquette	3-4	2011-12	South Dakota	1-0	2008-09
Arkansas Tech	1-0	2004-05	Marshall	1-1	2012-13	St. Francis (Pa.)	1-0	2010-11
Austin Peay	4-1	2005-06	Maryland	1-0	2009-10	St. John's	5-6	2012-13
Belmont	0-1	2007-08	Maryland Eastern Shore	1-0	2012-13	St. Mary's (Calif.)	0-1	2004-05
Bowling Green	0-1	2007-08	Memphis	0-3	2008-09	Syracuse	2-6	2012-13
Bradley	0-1	2007-08	Miami (Ohio)	5-0	2011-12	Texas	1-0	2011-12
Cal-State Bakersfield	1-0	2009-10	Middle Tennessee	0-0	2013-14	TCU	1-0	2003-04
Cal-Davis	1-0	2004-05	Mississippi State	1-0	2008-09	Temple	1-0	2006-07
Campbell	1-0	2012-13	Mississippi Valley State	1-0	2012-13	Tennessee	0-1	2005-06
Campbellsville	1-0	2005-06	Missouri	1-1	2010-11	Tennessee State	5-1	2005-06
Central Michigan	1-0	2006-07	Morehead State	7-0	2005-06	Tennessee Tech	3-2	2005-07
Charleston Southern	1-0	2008-09	Mount St. Mary's	1-0	2010-11	Tennessee-Martin	9-0	2012-13
Chicago State	2-0	2011-12	Nebraska	0-0	2013-14	Texas A&M-Corpus Christi	1-1	2003-04
Cincinnati	0-1	2005-06	New Mexico	0-1	2012-13	Texas-San Antonio	2-0	2005-06
Coastal Carolina	2-0	2008-09	North Carolina	0-1	2005-06	Texas Southern	2-0	2009-10
Creighton	0-1	2012-13	North Carolina A&T	1-0	2012-13	Toledo	2-0	2010-11
Dayton	1-1	2010-11	North Carolina Central	1-0	2013-14	UAB	1-4	2009-10
Delaware State	2-0	2004-05	NC State	2-1	2013-14	UCF	0-0	2013-14
DePaul	6-3	2012-13	Northwestern State	1-0	2011-12	UConn	4-7	2012-13
Eastern Illinois	5-1	2005-06	Notre Dame	3-7	2012-13	UMass Lowell	0-0	2013-14
Eastern Kentucky	6-1	2008-09	Oakland	1-0	2006-07	UNLV	1-0	2008-09
Fairfield	1-0	2007-08	Ohio	0-1	2006-07	USC Upstate	0-0	2013-14
Florida A&M	1-0	2010-11	Ohio State	0-2	2011-12	USF	5-4	2012-13
Florida State	1-1	2011-12	Oklahoma	2-0	2011-12	Utah Valley	1-0	2010-11
Georgetown	6-6	2012-13	Oregon	1-0	2012-13	Vanderbilt	1-0	2009-10
Georgetown College	1-0	2003-04	Pittsburgh	3-8	2012-13	Villanova	4-4	2012-13
Georgia	1-0	2011-12	Prairie View A&M	1-0	2009-10	Wagner	1-0	2003-04
Georgia Southern	1-0	2010-11	Presbyterian	0-1	2011-12	Weber State	1-0	2009-10
Gonzaga	0-1	2009-10	Providence	4-5	2012-13	West Florida	1-0	2003-04
High Point	1-0	2006-07	Radford	1-0	2011-12	West Virginia	3-5	2011-12
Houston	0-0	2013-14	Rice	2-0	2005-06	Western Carolina	1-0	2007-08
Howard	1-0	2006-07	Rutgers	6-4	2012-13	Western Illinois	1-0	2008-09
Illinois	0-1	2003-04	Samford	2-3	2005-06	Western Kentucky	1-1	2004-05
Illinois-Chicago	1-0	2005-06	Savannah State	1-0	2010-11	Winthrop	1-0	2009-10
Illinois State	0-1	2007-08	Seton Hall	4-3	2012-13	Wofford	0-1	2006-07
Iowa State	1-0	2012-13	SIU-Edwardsville	2-0	2004-05	Wright State	3-0	2012-13
IPFW	1-0	2010-11	SMU	0-0	2013-14	Xavier	3-4	2012-13

- CHARTING THE BEARCATS -

CAREER SCORING

Rk	Name (Years)	Points
1.	Oscar Robertson (1958-60)	2,973
2.	Steve Logan (1999-2002)	1,985
3.	Deonta Vaughn (2007-10)	1,885
4.	Danny Fortson (1995-97)	1,881
5.	Roger McClendon (1985-88)	1,789
6.	Pat Cummings (1975-79)	1,762
7.	Ron Bonham (1962-64)	1,666
8.	Louis Banks (1988-91)	1,644
9.	Jack Twyman (1952-55)	1,598
10.	Lloyd Batts (1972-74)	1,585
11.	Darnell Burton (1994-97)	1,584
12.	Jason Maxiell (2002-05)	1,566
13.	Robert Miller (1975-78)	1,498
14.	Sean Kilpatrick (2011-present)	1,487
15.	Yancy Gates (2009-12)	1,485
16.	Dwight Jones (1980-83)	1,451
17.	Paul Hogue (1960-62)	1,391
18.	Bobby Austin (1979-82)	1,385
19.	Derrek Dickey (1971-73)	1,328
20.	Levertis Robinson (1988-91)	1,320
21.	Leonard Stokes (2000-03)	1,318
22.	Cashmere Wright (2010-2013)	1,317
23.	Damon Flint (1994-97)	1,316
24.	Dion Dixon (2009-12)	1,281
25.	Kenyon Martin (1997-2000)	1,279

CAREER 3-POINTERS MADE

Rk	Name (Years)	3FGS
1.	Deonta Vaughn (2006-10)	313
2.	Darnell Burton (1993-97)	306
3.	Field Williams (2001-04)	262
4.	LaZelle Durden (1993-95)	260
5.	Steve Logan (1998-2002)	258
--	Sean Kilpatrick (2011-present)	225

CAREER GAMES PLAYED

Rk	Name (Years)	Games
1.	Cashmere Wright (2010-2013)	139
2.	Dion Dixon (2009-12)	137
3.	Steve Logan (1999-2002)	135
T4.	Larry Davis (2008-11)	132
T4.	Yancy Gates (2009-12)	132
6.	Keith Gregor (1993-96)	131
7.	Darnell Burton (1994-97)	130
T8.	Bobby Brannen (1995-98)	129
T8.	Leonard Stokes (2000-03)	129
T8.	Jason Maxiell (2002-05)	129
T8.	Deonta Vaughn (2007-10)	129
--	Sean Kilpatrick (2011-present)	108

CONSECUTIVE GAMES PLAYED

Rk	Name (Years)	Games
1.	Keith Gregor (1993-96)	131
2.	Jason Maxiell (2002-05)	129
3.	Dwight Jones (1980-1983)	112
--	Sean Kilpatrick (2011-present)	108

CAREER MINUTES PLAYED

Rk	Name (Years)	Minutes
1.	Deonta Vaughn (2007-10)	4,310
2.	Dwight Jones (1980-83)	3,946
3.	Steve Logan (1999-2002)	3,902
4.	Cashmere Wright (2010-2013)	3,650
5.	Louis Banks (1988-91)	3,631
6.	Damon Flint (1994-97)	3,619
--	Sean Kilpatrick (2011-present)	3,231

CAREER BLOCKS

Rk	Name (Years)	Blocks
1.	Kenyon Martin (1997-2000)	292
2.	Erick Hicks (2003-2006)	256
3.	Jason Maxiell (2002-2005)	252
4.	Donald Little (1999-2002)	153
5.	Rick Roberson (1967-69)	146
--	Justin Jackson (2011-Present)	127

CAREER COACHING WINS

Rk	Coach	Years	Seasons	Record
1.	Bob Huggins	15	1990-2005	399-127
2.	George Smith	8	1953-1960	154-56
3.	Mick Cronin	8	2007-Present	137-100
4.	Gale Catlett	6	1973-1978	126-44
5.	Tay Baker	7	1966-1972	125-60
6.	Ed Jucker	5	1961-1965	113-28

THE POLLS

ASSOCIATED PRESS
(NOV. 11)

Rk.	Team (First Place Votes)
1.	Kentucky (28)
2.	Michigan State (22)
3.	Louisville (12)
4.	Duke (3)
5.	Kansas
6.	Arizona
7.	Michigan
8.	Oklahoma State
9.	Syracuse
10.	Ohio State
11.	Florida
12.	North Carolina
13.	Memphis
14.	VCU
15.	Gonzaga
16.	Wichita State
17.	Marquette
18.	Oregon
19.	Connecticut
20.	Wisconsin
21.	Notre Dame
22.	New Mexico
23.	Baylor
24.	UCLA
25.	Virginia

OTHERS RECEIVING VOTES:

Creighton 148, Tennessee 138, Indiana 78, Iowa 54, Harvard 46, Boise State 24, Colorado 18, Villanova 14, Arizona State 11, LSU 8, Washington 8, UNLV 6, Pittsburgh 6, Georgetown 4, Stanford 3, Saint Louis 3, Missouri 3, **Cincinnati** 2, Towson 1.

USA TODAY/ESPN
(PRESEASON)

Rk.	Team (First Place Votes)
1.	Kentucky (19)
2.	Michigan State (2)
3.	Louisville (9)
4.	Duke (2)
5.	Arizona
6.	Kansas
7.	Syracuse
8.	Michigan
9.	Ohio State
10.	Florida
11.	North Carolina
12.	Oklahoma State
13.	Memphis
14.	VCU
15.	Gonzaga
16.	Wichita State
17.	Marquette
18.	Oregon
19.	Wisconsin
20.	Connecticut
21.	New Mexico
22.	Notre Dame
23.	Indiana
24.	UCLA
25.	Baylor
25.	Virginia

OTHERS RECEIVING VOTES:

Creighton 63, Tennessee 63, Iowa 48, Georgetown 18, California 14, Boise State 14, Pittsburgh 13, Colorado 12, Harvard 10, Missouri 5, Illinois 4, Villanova 3, LSU 3, Iowa State 3, Arizona State 2, Saint Louis 2, Massachusetts 1, Saint Mary's 1, Georgia 1.

CINCINNATI'S WEEKLY RANKINGS

Associated Press	Week	USA Today/ESPN
RV	Preseason	--
RV	Nov. 11	--
	Nov. 18	
	Nov. 25	
	Dec. 2	
	Dec. 9	
	Dec. 16	
	Dec. 23	
	Dec. 30	
	Jan. 6	
	Jan. 13	
	Jan. 20	
	Jan. 27	
	Feb. 3	
	Feb. 10	
	Feb. 17	
	Feb. 24	
	March 3	
	March 10	

2013-14 AMERICAN ATHLETIC CONFERENCE

2013-14 AMERICAN CONFERENCE STANDINGS
(Thru Nov. 12)

Team	AAC	Pct.	Overall	Pct.
Cincinnati	0-0	.000	2-0	1.000
UConn	0-0	.000	2-0	1.000
Houston	0-0	.000	2-0	1.000
Louisville	0-0	.000	2-0	1.000
USF	0-0	.000	2-0	1.000
SMU	0-0	.000	2-0	1.000
UCF	0-0	.000	1-0	1.000
Rutgers	0-0	.000	1-1	.500
Temple	0-0	.000	1-1	.500
Memphis	0-0	.000	0-0	.000

UPCOMING CONFERENCE SCHEDULE

Wednesday, Nov. 13

Florida State at UCF 7 p.m./ESPN3

Thursday, Nov. 14

Detroit at UConn 7 p.m./ESPN3

(2K Sports Classic)

Yale at Rutgers 7:30 p.m./ESPN3

Temple at Towson 7:30 p.m./NBCSN

Texas-San Antonio at Houston 8 p.m./ESPN3

Austin Peay at Memphis 8 p.m./ESPN3

Friday, Nov. 15

Cornell at Louisville 7 p.m./ESPN3

USF at Bowling Green 8:30 p.m./ESPN3

Saturday, Nov. 16

Appalachian State at Cincinnati 2:00 p.m./ESPN3
(Global Sports Shootout)

Sunday, Nov. 17

Boston University at UConn GP Noon/ESPNU

(2K Sports Classic)

Bethune-Cookman at UCF 2 p.m./ESPN3

Lehigh at Houston 2 p.m./ESPN3

Legends Classic

Monday, Nov. 18

Canisius at Rutgers 7:30 p.m./ESPN3

(NIT Season Tipoff)

SMU at Arkansas 8:00 p.m.

Tuesday, Nov. 19

Hartford at Louisville 7 p.m./ESPN3

(Hall of Fame Classic)

Memphis at Oklahoma State 8 p.m./ESPN

(Old Spice Classic)

Elon/Drexel at Rutgers TBD/ESPN3

(NIT Season Tipoff)

Wednesday, Nov. 20

Campbell at Cincinnati 7 p.m./ESPN3

(Global Sports Classic)

Texas State at SMU CC 8 p.m./ESPN3

CINCINNATI IN THE AMERICAN CONFERENCE
(NOT AVAILABLE)

CATEGORY TEAM
[*NATIONAL] LEAGUE RANK (STAT)

PLAYER INDIVIDUAL
[*NATIONAL] LEAGUE RANK (STAT)

2013-14 CINCINNATI BASKETBALL • GAME 3: APPALACHIAN STATE

CINCINNATI'S RECORD WHEN

	06-07	07-08	08-09	09-10	10-11	11-12	12-13	13-14	Cronin
Home games	10-8	10-7	13-5	13-5	15-3	14-4	13-5	2-0	90-37
Away games	0-9	3-11	4-7	2-9	7-4	7-5	5-5	0-0	28-50
Neutral site games	1-2	0-1	1-2	4-2	4-2	5-2	4-2	0-0	19-13
Conference games	2-14	8-10	8-10	7-11	11-7	12-6	10-10	0-0	58-68
vs. Top 25 teams	0-4	2-5	1-7	3-6	3-7	8-4	2-8	0-0	19-41
vs. RPI Top 100 teams	2-13	7-12	5-11	8-15	8-9	11-8	11-11	0-0	52-79
Overtime games	2-0	1-1	2-1	0-3	1-0	1-2	2-1	0-0	9-8
Lead at halftime	6-1	10-3	11-3	13-4	25-0	18-3	15-3	1-0	98-17
Trail at halftime	4-17	3-15	6-11	4-11	0-9	7-8	7-9	0-0	31-80
Tied at halftime	1-1	0-1	1-0	2-1	1-0	1-0	0-0	1-0	7-3
Lead with 10:00 remaining	10-1	9-1	14-1	13-3	26-0	18-4	19-1	1-0	110-11
Trail with 10:00 remaining	1-18	1-18	3-13	6-11	0-9	7-7	3-9	0-0	21-85
Tied with 10:00 remaining	0-0	3-0	1-0	0-2	0-0	1-0	0-2	1-0	6-4
Lead with 5:00 remaining	9-3	11-1	17-1	18-2	25-0	19-4	19-2	2-0	120-13
Trail with 5:00 remaining	0-16	2-17	1-13	0-13	0-9	5-7	2-9	0-0	10-84
Tied with 5:00 remaining	2-0	0-1	0-0	1-1	1-0	2-0	1-1	0-0	7-3
Lead with 2:00 remaining	10-2	11-1	16-0	18-2	25-1	23-2	19-2	2-0	124-10
Trail with 2:00 remaining	0-17	1-17	2-14	1-14	0-8	3-9	1-10	0-0	8-89
Tied with 2:00 remaining	1-0	1-1	0-0	0-0	1-0	0-0	2-0	0-0	5-1
Shoot better from the field	8-2	8-3	13-1	15-4	22-0	16-2	15-1	1-0	98-13
Shoot worse from the field	3-17	5-16	5-13	4-12	4-9	8-9	4-11	1-0	34-87
Shoot 50% or better	0-2	0-0	4-1	8-1	7-0	6-0	4-0	0-0	29-4
Shoot below 50%	11-17	13-19	14-13	11-15	16-8	20-11	18-12	2-0	105-95
Opp. shoots 50% or better	1-9	0-6	0-6	0-2	2-4	1-2	0-1	0-0	4-30
Opp. shoots below 50%	10-10	13-13	18-8	19-14	22-5	24-9	22-11	2-0	130-70
Opp. shoots below 40%	7-1	6-1	9-3	10-3	17-0	15-1	16-1	2-0	82-10
Make 7 or fewer 3-pointers	10-12	8-12	7-11	13-12	21-6	12-9	12-9	2-0	84-71
Make 8 or more 3-pointers	1-7	5-7	11-3	6-4	6-4	14-2	10-3	0-0	53-30
Shoot more FTs than opp.	7-3	6-3	12-1	11-2	22-2	16-4	16-3	2-0	92-18
Out-rebound the opponent	9-5	10-11	13-4	17-8	24-3	10-4	17-8	2-0	102-43
Opponent out-rebounds UC	2-14	3-7	2-9	2-8	2-5	13-6	3-4	0-0	27-53
Same number of rebounds	0-0	0-1	3-1	0-0	0-1	3-1	2-0	0-0	8-4
Commit fewer turnovers	7-11	4-5	9-3	7-6	16-6	22-5	14-4	1-0	80-40
Commit the same or more TOs	4-8	9-14	9-11	12-10	9-2	4-3	8-7	1-0	56-55
Commit 12 or fewer turnovers	7-9	4-7	5-4	5-5	10-5	17-7	8-8	2-0	58-45
Outscore opponents' bench	6-8	8-6	15-9	19-11	24-7	13-3	11-6	1-0	97-50
1-3 point games	1-4	5-5	2-0	4-5	2-1	5-4	2-3	0-0	21-22
4-5 point games	0-1	2-1	2-1	3-2	0-2	6-0	2-2	0-0	15-9
6-10 point games	5-2	2-6	5-6	4-4	7-2	5-3	7-4	0-0	35-27
11-19 point games	4-10	3-5	4-4	4-4	8-5	4-2	6-2	2-0	35-32
20-plus point games	1-2	1-2	5-3	4-1	9-1	7-1	5-1	0-0	32-11
Score 59 or fewer points	0-9	3-7	1-6	0-7	3-8	3-7	1-9	0-0	11-53
Score 60-69 points	6-7	8-7	4-6	9-4	9-1	7-4	9-3	1-0	52-32
Score 70 or more points	5-3	2-5	13-2	10-5	14-0	16-2	12-0	1-0	73-17
Hold opp. to 50 or fewer points	3-0	3-0	4-0	1-0	7-0	3-2	4-0	0-0	25-2
Hold opp. to 51-60 points	3-4	5-1	6-2	9-2	12-1	12-3	12-4	1-0	60-17
Hold opp. to 61-70 points	3-2	5-5	5-3	7-4	5-5	10-1	4-7	1-0	40-27
Opp. scores 70-plus points	2-13	0-13	3-9	2-10	2-3	1-5	2-1	0-0	12-54
November	5-1	4-2	5-1	4-1	5-0	4-2	6-0	2-0	35-7
December	4-3	1-5	5-2	5-2	9-0	6-1	7-1	0-0	37-14
January	1-7	5-4	4-4	5-4	4-4	5-4	4-3	0-0	28-30
February	1-7	3-3	4-3	2-5	4-3	6-2	2-5	0-0	22-28
March	0-1	0-5	0-4	3-4	4-2	5-2	2-3	0-0	14-21
Monday	0-0	1-0	3-2	2-2	2-0	2-1	2-2	0-0	12-7
Tuesday	0-2	1-1	1-2	4-2	3-0	2-0	4-0	1-0	16-7
Wednesday	4-5	4-5	4-1	7-3	9-1	7-0	3-1	0-0	38-16
Thursday	0-1	0-2	3-0	1-2	3-1	3-1	1-3	0-0	11-10
Friday	1-0	1-1	0-1	0-0	1-0	4-1	1-2	1-0	9-5
Saturday	5-7	6-5	6-5	5-3	8-4	5-7	10-2	0-0	45-39
Sunday	1-4	0-5	1-3	0-4	0-3	3-1	2-1	0-0	7-21

BEARCATS STARTING LINEUPS

Opponent	UC Starters
Carleton (EXH.)	Guyn, Kilpatrick, Thomas, Rubles, Jackson
Bellarmine (EXH.)	Guyn, Kilpatrick, Thomas, Rubles, Jackson
North Carolina Central	Guyn, Kilpatrick, Thomas, Rubles, Jackson
NC State	Guyn, Kilpatrick, Thomas, Rubles, Jackson
Appalachian State	
Campbell	
UMass Lowell	
Kennesaw State	
USC Upstate	
at New Mexico	
vs. Xavier	
vs. Pittsburgh	
Middle Tennessee	
Chicago State	
Nebraska	
SMU	
at Memphis	
at Houston	
Rutgers	
Temple	
at USF	
UCF	
at Temple	
at Louisville	
USF	
UConn	
at SMU	
Houston	
at UCF	
Louisville	
at UConn	
Memphis	
at Rutgers	

RECORD BY STARTING LINEUPS

UC Starters	Record
Guyn, Kilpatrick, Thomas, Rubles, Jackson	2-0

SPECIALITY STATISTICS

Opponent	Result	In Paint	Off TO	2nd Chance	Fast Break	Bench
North Carolina Central		28	10	13	13	13
at Cincinnati	W, 74-61	26	18	19	4	23
NC State		22	15	13	4	14
at Cincinnati	W, 68-57	36	6	16	2	13
Appalachian State						
at Cincinnati						
Campbell						
at Cincinnati						
UMass Lowell						
at Cincinnati						
Kennesaw State						
at Cincinnati						
USC Upstate						
at Cincinnati						
at New Mexico						
Cincinnati						
vs. Xavier						
at Cincinnati						
vs. Pittsburgh						
Cincinnati						
Middle Tennessee						
at Cincinnati						
Chicago State						
at Cincinnati						
Nebraska						
at Cincinnati						
SMU						
at Cincinnati						
at Memphis						
Cincinnati						
at Houston						
Cincinnati						
Rutgers						
at Cincinnati						
Temple						
at Cincinnati						
at USF						
Cincinnati						
UCF						
at Cincinnati						
at Temple						
Cincinnati						
at Louisville						
Cincinnati						
USF						
Cincinnati						
UConn						
at Cincinnati						
at SMU						
at Cincinnati						
Houston						
at Cincinnati						
at UCF						
Cincinnati						
Louisville						
at Cincinnati						
at UConn						
Cincinnati						
Memphis						
at Cincinnati						
at Rutgers						
Cincinnati						
Cincinnati Totals		62	24	35	6	36
Average		31.0	12.0	17.5	3.0	18.0
Opponents Totals		50	25	26	17	27
Average		25.0	12.5	13.0	8.5	13.5

OVERTIME RECORDS

UC's Overall Record	52-51
1 OT Games	43-43
2 OT Games	8-6
3 OT Games	0-1
4 OT Games	0-1
7 OT Games	1-0

RECORDS IN OVERTIME GAMES

Home	25-17	.595
Schmidlapp Gym	3-4	.429
Schmidt Fieldhouse	0-1	.000
Music Hall	0-1	.000
Armory Fieldhouse	5-4	.556
Cincinnati Gardens	3-2	.600
U.S. Bank Arena	3-1	.750
Fifth Third Arena	12-4	.750
Away	16-27	.372
Neutral	10-7	.588

Current Streak: Won- 1

Longest Winning Streak: 5 (Tay Baker - 1966-67)

Longest Losing Streak: 4 (Bob Ruess, 1943 - John Weithe, 1950)

- On Dec. 21, 1981 Cincinnati and Bradley played an NCAA-record 7-overtime game which UC won, 75-73.
- Cincinnati has been involved in two of the five NCAA tournament championship games to go into overtime. The Bearcats defeated Ohio State, 70-65, in 1961 but lost to Loyola (Ill.), 60-58, in 1963.
- In 1966-67, Cincinnati played six overtime games, winning five.

UC COACHES IN OVERTIME GAMES

Coach (Years)	No.	Record	Pct.
Bob Huggins (1989-2005)	25	14-11	.560
Mick Cronin (2006-pres.)	17	9-8	.529
Tay Baker (1965-72)	9	7-2	.778
Ed Jucker (1960-65)	9	4-5	.444
Ed Badger (1978-83)	8	3-5	.375
Tony Yates (1983-89)	7	2-5	.286
John Wiethe (1946-52)	5	1-4	.200
George Smith (1952-60)	4	3-1	.750
Gale Catlett (1972-78)	4	2-2	.500
Frank Rice (1928-32)	4	1-3	.250
Boyd Chambers (1918-28)	3	3-0	1.000
Clark Ballard (1939-42)	2	2-0	1.000
Andy Kennedy (2005-06)	2	1-1	.250
Tay Brown (1933-37)	2	0-2	.000
John Halliday (1932-33)	1	0-1	.000
Bob Ruess (1942-44)	1	0-1	.000
Walter Van Winkle (1937-39)	0	—	—
Ray Farnham (1944-46)	0	—	—

OVERTIME GAMES IN MICK CRONIN ERA

1/20/07	W	UC 96, West Virginia 83	1	SC
2/28/07	W	UC 70, Seton Hall 67	1	SC
2/9/08	W	UC 72, Rutgers 68	1	SC
3/2/08	L	Providence 81, UC 79	1	A
12/20/08	W	UC 85, Eastern Kentucky 77	1	SC
2/7/09	W	UC 64, Georgetown 62	1	SC
3/7/09	L	Seton Hall 67, UC 63	1	SC
11/25/09	L	Gonzaga 61, UC 59	1	N
12/13/09	L	Xavier 83, UC 79	2	A
2/21/10	L	Marquette 79, UC 76	1	SC
2/19/11	W	UC 93, Providence 81	1	A
11/25/11	L	Marshall 73, UC 69	1	SC
1/21/12	L	West Virginia 77, UC 74	1	A
3/8/12	W	UC 72, Georgetown 70	2	N
1/19/13	W	UC 71, Marquette 69	1	SC
2/21/13	L	UConn 73, UC 66	1	A
3/9/13	W	UC 61, USF 53	1	SC

THE LAST TIME...

TEAM

100 Points by a Team

By UC	102 vs. Miss. Valley St., 11/13/12
By Opponent	105 by UCLA (20T), 3/17/02

90 Points by a Team

By UC	95 vs. North Carolina A&T, 1/18/12
By Opponent	95 at Marquette , 2/11/12

30-plus Point Win

By UC	32 (92-60 vs. Maryland Eastern Shore, 12/8/12
By Opponent	38 (89-51) vs. Notre Dame, 3/10/11

60 Percent Shooting by a Team

By UC	.628 vs. St. John's, 2/11/09
By Opponent	.674 vs. Pittsburgh, 2/14/09

50 Percent Shooting by a Team

By UC	.595 at DePaul, 1/15/13
By Opponent	.500 vs Notre Dame, 1/7/13

Cincinnati Played a Ranked Opponent

UC Win	71-69 vs. No. 25 Marquette, 1/19/13
UC Loss	63-67 vs. No. 22 Creighton, 3/22/13

Overtime Game

UC Win	61-53 vs. South Florida, 3/09/13
UC Loss	73-66 at Connecticut, 2/21/13

Double Overtime Game

UC Win	72-70 (20T) vs. Georgetown, 3/8/12
UC Loss	83-79 (20T) at Xavier, 12/13/09

Triple Overtime Game

UC Win	75-73 (70T*) vs. Bradley, 12/21/81
UC Loss	89-85 (40T) vs. Memphis, 1/31/81

* - NCAA record.

INDIVIDUAL

40 Points by a Player

By UC	41, Steve Logan vs. Southern Mississippi, 2/15/02
By Opponent	41, Dell Curry, Virginia Tech, 1985-86

30 Points by a Player

By UC	36, Sean Kilpatrick vs. Marquette, 1/19/13
By Opponent	32, Cleveland Melvin, at DePaul, 1/15/13

20 Rebounds by a Player

By UC	20, Cedric McGowan vs. DePaul, 1/4/06
By Opponent	four times

15 Rebounds by a Player

By UC	16, Mike Williams, 12/20/08
By Opponent	15, Greg Monroe, vs. Georgetown, 3/6/10

Two Players with 20 or More Points in Same Game

By UC	Sean Kilpatrick(23), Cashmere Wright (20) vs. Maryland Eastern Shore, 12/8/12
By Opponent	Elijah Pittman (20), D.D. Scarver (20) vs. Marshall, 12/15/10

Two Players with 10 or More Reb. in Same Game

By UC	Ibrahima Thomas (10) and Lance Stephenson (10) vs. DePaul, 2/24/10
By Opponent	Jamarr Sanders (11) and Elijah Millsap (15) at UAB, 12/16/09

10 Assists by a Player

By UC	10, Cashmere Wright, vs. Marshall, 11/25/11
By Opponent	10, Chris Howard, at USF, 2/14/09

Five Steals by a Player

By UC	5, Sean Kilpatrick vs. Iowa State, 11/23/12
By Opponent	5, Greg Monroe, Georgetown, 2/7/09

Five Blocked Shots by a Player

By UC	5, Cheik Mbodj, vs. Providence, 3/13/13
By Opponent	5, Hamady Ndiaye, vs. Rutgers, 3/9/10

Double-Double by a UC Player

UC Win	Justin Jackson (10 pts., 10 rebs.) vs. NC State, 11/12/13
UC Loss	JaQuon Parker (12 pts., 10 rebs.) at Providence, 2/6/13

Triple-Double by a UC Player

By UC	Eric Hicks (22 pts., 12 rebs., 10 blks.) vs. Marquette, 1/7/06
-------	---

UC Player Led Team in Points, Reb., Assists

By UC	Sean Kilpatrick (29pts., 7reb., 5 asst.) vs. North Carolina A&T, 11/18/12
-------	--

A Player Won a Game in the Final Seconds

By UC	Sean Kilpatrick layup with 5 seconds left in OT UC defeats Marquette 71-69, 1/19/13
By Opponent	Anthony Collins made two free throws at 3 secs USF defeats UC 46-45, 2/26/12

Four Players Scored in Double Figures

By UC	Sean Kilpatrick (19), Cashmere Wright (15) Shaquille Thomas (12), Titus Rubles (11) vs. No. 22/23 Creighton, 3/22/13
-------	--

Five Players Scored in Double Figures

By UC	Dion Dixon (15), JaQuon Parker (15), Cashmere Wright (14), Gates (11), Jackson (10) at No. 18/19 Marquette, 2/11/12
-------	---

Six Players Scored in Double Figures

By UC	Sean Kilpatrick (21), Cashmere Wright (14), Dion Dixon (11), Jeremiah Davis (11), Justin Jackson (11), Ge'Lawn Guyn (11) vs. Chicago State, 12/23/11
-------	---

Seven Players Scored in Double Figures

By UC	Rashad Bishop (14), Dion Dixon (13), Steve Toyloy (13), Deonta Vaughn (12), Darnell Wilks (12), Jaquon Parker (10),Yancy Gates (10) vs. Texas Southern, 12/1/09
-------	--

CRONIN ERA BESTS

Most Points Scored

102 (W, 102-60)	vs. Miss. Valley St.	11/13/12
101 (W, 101-53)	vs. Ark.-Pine Bluff	12/21/11
101 (W, 101-70)	vs. Radford	12/17/11

Most Points Scored (Half)

59 (W, 102-60)	vs. Miss. Valley St.	(2nd) 11/13/12
56 (W, 93-83)	vs. Notre Dame	(2nd) 2/4/09
56 (W, 92-72)	vs Utah Valley	(1st) 12/11/10

Highest FG Percentage

.628 (27-43)	vs. St. John's	2/11/09
.603 (38-63)	vs. Radford	12/17/11
.595 (24-42)	at DePaul	1/15/13

Highest 3-Pt. Percentage

.600 (6-10)	vs. St. John's	2/11/09
.583 (7-12)	at Georgetown	1/27/07
.583 (14-24)	vs. Central Michigan	11/25/06

Most Rebounds

56	vs. North Carolina A&T	11/18/12
55	vs. Maryland Eastern Shore	12/8/12
54	vs. Miss. Valley St.	11/13/12
54	vs. UT Martin	11/11/12
54	vs. Louisville (BE Championship)	3/10/12
54	vs. Western Illinois	11/22/08

Most Assists

27	vs. Toledo	11/18/09
24	vs. Maryland Eastern Shore	12/8/12
24	vs. Georgia Southern	12/14/10
24	vs. North Carolina A&T	11/18/12

Most Blocked Shots

12	vs. Marquette	1/19/13
12	at DePaul	1/15/13
12	vs. North Carolina A&T	11/18/12
10	vs. Wright State	12/22/12
10	vs. UT Martin	11/11/12
10	vs. Chicago State	12/23/11
10	vs. Alabama State	11/13/11
10	vs. Western Illinois	11/22/08

Most Steals

23	vs. Ark.-Little Rock	12/6/12
16	vs. Ark.-Pine Bluff	12/21/11
15	vs. Ark.-Pine Bluff	12/22/09
15	vs. North Carolina A&T	11/18/12

Most Forced Turnovers

32	vs. Ark.-Little Rock	12/6/12
32	vs. North Carolina State	12/23/06
29	vs. Ark.-Pine Bluff	12/21/11

Fewest Points Allowed

34	vs. Dayton	11/27/10
39	vs. Howard	11/10/06
	at West Virginia	1/30/08
	vs. North Carolina A&T	11/18/12

Fewest Points Allowed (Half)

13	vs. Marquette	1/19/13
14	vs. Alabama State	(1st) 11/13/11

Lowest FG Percentage Allowed


.152 (10-66)	vs. North Carolina A&T	11/18/12
.200 (12-60)	vs. Dayton	11/27/10
.200 (10-50)	at West Virginia	1/30/08

Lowest 3-Pt. FG Percentage Allowed


.000 (0-10)	at No. 24/22 Pittsburgh	12/31/12
.000 (0-4)	vs. Texas Southern	11/18/08
.045 (1-22)	at West Virginia	1/30/08
.063 (1-16)	vs. Providence	3/13/13
.111 (1-9)	vs. St. John's	1/5/13
.111 (2-18)	vs. Connecticut	3/2/13

Biggest Win


54 (93-39)	vs. North Carolina A&T	11/18/12
49 (101-53)	vs. Ark.-Pine Bluff	12/21/11
45 (99-54)	vs. Georgia Southern	12/14/10
42 (102-62)	vs. Miss. Valley St.	11/13/12




0 **JEREMIAH DAVIS III**
G » 6-3 » 199 » R-SO.
MUNICE, IND.




1 **DESHAUN MORMAN**
G » 6-3 » 190 » FR.
RICHMOND, VA.




2 **TITUS RUBLES**
F » 6-7 » 220 » SR.
DALLAS, TEXAS




3 **SHAQUILLE THOMAS**
F » 6-7 » 205 » R-SO.
PATERSON, N.J.




5 **JUSTIN JACKSON**
F » 6-8 » 230 » SR.
COCOA BEACH, FLA.




10 **TROY CAUPAIN**
G » 6-3 » 200 » FR.
MIDLOTHIAN, VA.




11 **JERMAINE LAWRENCE**
F » 6-9 » 205 » FR.
SPRINGFIELD GARDENS, N.Y.




14 **GE'LAWN GUYN**
G » 6-2 » 185 » JR.
LEXINGTON, KY.



15 **JERMAINE SANDERS**
F » 6-5 » 210 » JR.
FAR ROCKAWAY, N.J.




23 **SEAN KILPATRICK**
G » 6-4 » 210 » R-SR.
YONKERS, N.Y.




25 **KEVIN JOHNSON**
G » 6-2 » 180 » FR.
CINCINNATI, OHIO



32 **JAMAREE STRICKLAND**
C » 6-10 » 270 » FR.
OAKLAND, CALIF.



33 **DAVID NYARSUK**
C » 7-1 » 250 » SR.
JUBA, SOUTH SUDAN



45 **ZACK TOBLER**
F » 6-5 » 215 » FR.
FORT MITCHELL, KY.



MICK CRONIN
HEAD COACH




LARRY DAVIS
ASSOCIATE HEAD COACH



DARREN SAVINO
ASSISTANT COACH



ANTWON JACKSON
ASSISTANT COACH



JEREMIAH DAVIS III

R-50. • G • 6-3 • 199
MUNCIE, IND.
HUNTINGTON PREP (W.VA.)
0

2012-13 Season (Sophomore): Granted medical hardship for the season after playing in only four games due to a wrist injury.

2011-12 Season (Freshman): Played in 27 games without a start, averaging 7.9 minutes ... scored in double figures in three games ... made at least three three-pointers in two games ... saw action in every BIG EAST regular-season game ... scored a season-high 13 points with a trio of three-pointers and three rebounds in 15 minutes against Arkansas-Pine Bluff (12/21) ... tallied 11 points with three three-pointers and three rebounds against Chicago State (12/23) ... recorded his highest-scoring BIG EAST game against Notre Dame, posting 10 points with two three-pointers ... hit a three-pointer with nine seconds remaining to tie the game against St. John's (1/7) ... tallied eight points with two assists at St. John's (2/4) ... registered eight points with two assists and two steals against Radford (12/17).

Prior to Cincinnati: Averaged 10 points while leading Huntington Prep to a 22-3 overall record and No. 14 national ranking in 2010-11, his lone season at the school ... led Muncie Central High School to a sectional title in 2009-10, averaging a team-best 16.3 points, 5.1 rebounds, 3.8 assists and 2.0 steals ... led Muncie Central to the North Central Conference title ... earned all-NCC accolades ... tabbed the Star Press (Muncie) Player of the Year ... rated as a three-star recruit by Rivals.com and Scout.com ... chose to attend Cincinnati over Indiana, Michigan State and Ball State.

Personal: Jeremiah Davis III ... born Jan. 22, 1993 in Muncie, Ind. ... son of Maria and Jeremiah Davis ... has a brother, Aaron ... majoring in communications.

GAME-BY-GAME STATISTICS

2013-14 (R-SOPHOMORE SEASON)

Opponent	Date	gs	min	Total		3-Pointers		Free throws		Rebounds		pf	a	t/o	blk	stl	pts	avg	
				fg-fga	pct	3fg-fga	pct	ft-fa	pct	off	def								tot
NORTH CAROLINA CENT	11/08/13	9	1-2	.500	0-1	.000	0-0	.000	1	1	2	2.0	1	0	0	0	2	2.0	
NC STATE	11/12/13	2	0-0	.000	0-0	.000	0-0	.000	0	0	0	1.0	1	0	1	0	0	1.0	
Totals		0	11	1-2	.500	0-1	.000	0-0	.000	1	1	2	1.0	2	0	1	0	2	1.0

DAVIS' SEASON & CAREER HIGHS

2013-14 Season

2 vs. NC Central, 11/8/13	Pts	13 vs. Arkansas-Pine Bluff, 12/21/11
2 vs. NC Central, 11/8/13	FG Atts	8, 2x (last vs. Chicago State, 12/23/11)
1 vs. NC Central, 11/8/13	FG Made	5 vs. Arkansas-Pine Bluff, 12/21/11
1 vs. NC Central, 11/8/13	3PT-FG Atts	5 vs. Chicago State, 12/23/11
0	3PT-FG Made	3, 2x (last vs. Chicago State, 12/23/11)
2 vs. NC Central, 11/8/13	Rebs	4, 2x (last vs. vs. N.C. A&T, 11/18/12)
0	Assts	3 vs. UT Martin, 11/11/12
0	Stls	1 vs. Northwestern State, 11/21/11
0	Blks	1 vs. Louisville, 2/23/12
9 vs. NC Central, 11/8/13	Mins	19 vs. Chicago State, 12/23/11

Career

DAVIS' MISCELLANEOUS STATISTICS

Category	2013-14	Career
Double-Figure Scoring Games	0	3
Double-Figure Rebounding Games	0	0
Double-Double Games	0	0
20-Point Scoring Games	0	0
Games Led UC in Scoring	0	0
Games Led UC in Rebounding	0	0
Games Led UC in Assists	0	0
Games With 3+ Assists	1	1
Games With 3+ Blocks	0	0
Games With 3+ Steals	0	0
Games With 3+ Three-Pointers	0	2

GAME-BY-GAME STATISTICS

2012-13 (SOPHOMORE SEASON)

Opponent	Date	gs	min	Total		3-Pointers		Free throws		Rebounds		pf	a	t/o	blk	stl	pts	avg	
				fg-fga	pct	3fg-fga	pct	ft-fa	pct	off	def								tot
UT MARTIN	11/11/12	13	2-5	.400	1-2	.500	0-0	.000	0	1	1	1.0	1	3	0	0	5	5.0	
MISS. VALLEY ST.	11/13/12	10	2-4	.500	1-2	.500	4-4	1.000	0	4	4	2.5	1	2	3	0	9	7.0	
NORTH CAROLINA A&T	11/18/12	13	2-6	.333	0-2	.000	1-2	.500	0	4	4	3.0	4	0	1	0	5	6.3	
CAMPBELL	11/20/12	7	1-3	.333	1-3	.333	0-0	.000	1	0	1	2.5	0	0	0	0	3	5.5	
Totals		0	43	7-18	.389	3-9	.333	5-6	.833	1	9	10	2.5	6	5	4	0	22	5.5


GAME-BY-GAME STATISTICS

2011-12 (FRESHMAN SEASON)

Opponent	Date	gs	min	Total		3-Pointers		Free throws		Rebounds		pf	a	t/o	blk	stl	pts	avg		
				fg-fga	pct	3fg-fga	pct	ft-fga	pct	off	def									
ALABAMA STATE	11/13/11	11	0-1	.000	0-1	.000	0-0	.000	0	2	2	2.0	0	1	4	0	0	0.0		
NORTHWESTERN STATE	11/21/11	6	0-1	.000	0-1	.000	0-0	.000	0	2	2	2.0	2	1	1	0	0	0.0		
MIAMI (OHIO)	11/29/11	2	0-0	.000	0-0	.000	0-0	.000	0	1	1	1.7	1	0	0	0	0	0.0		
at Wright State	12/14/11	11	0-2	.000	0-2	.000	0-0	.000	0	0	0	1.3	2	0	0	0	0	0.0		
RADFORD	12/17/11	18	3-8	.375	0-1	.000	2-2	1.000	1	0	1	1.2	2	2	0	2	8	1.6		
ARKANSAS-PINE BLUFF	12/21/11	15	5-7	.714	3-4	.750	0-0	.000	1	2	3	1.5	0	1	1	0	13	3.5		
CHICAGO STATE	12/23/11	19	4-8	.500	3-5	.600	0-0	.000	1	2	3	1.7	0	1	2	0	11	4.6		
vs Oklahoma	12/29/11	3	0-0	.000	0-0	.000	0-0	.000	0	1	1	1.6	0	0	0	0	1	4.0		
at Pittsburgh	01/01/12	8	0-1	.000	0-0	.000	0-0	.000	0	0	0	1.4	2	0	0	0	1	3.6		
NOTRE DAME	01/04/12	15	4-6	.667	2-3	.667	0-2	.000	0	0	0	1.3	0	0	0	0	10	4.2		
ST. JOHN'S	01/07/12	8	1-6	.167	1-3	.333	0-0	.000	0	1	1	1.3	0	1	1	0	0	3.4		
at Georgetown	01/09/12	12	0-0	.000	0-0	.000	0-0	.000	0	1	1	1.3	0	0	0	0	0	3.8		
VILLANOVA	01/14/12	13	1-4	.250	0-2	.000	2-2	1.000	1	1	2	1.3	0	1	0	0	4	3.8		
at Connecticut	1/18/12	8	2-3	.667	0-1	.000	0-0	.000	1	0	1	1.3	1	0	1	0	4	3.8		
at West Virginia	1/21/12	11	1-3	.333	0-1	.000	0-1	.000	0	2	2	1.3	2	1	0	0	2	3.7		
SYRACUSE	01/23/12	5	0-3	.000	0-2	.000	0-0	.000	0	0	0	1.3	0	0	1	0	0	3.4		
at Rutgers	01/28/12	1	0-0	.000	0-0	.000	0-0	.000	0	0	0	1.2	0	0	0	0	0	3.2		
DEPAUL	02/04/12	11	0-2	.000	0-1	.000	0-2	.000	0	2	2	1.2	0	2	1	0	1	3.1		
at St. John's	2/8/12	12	3-5	.600	2-2	1.000	0-0	.000	0	0	0	1.2	3	1	1	0	1	8	3.3	
at Marquette	2/11/12	5	0-3	.000	0-1	.000	0-0	.000	0	0	0	1.1	2	1	1	0	1	3.2		
PROVIDENCE	2/15/12	5	2-3	.667	1-1	1.000	0-0	.000	0	1	1	1.1	1	1	0	0	1	5	3.2	
SETON HALL	02/18/12	3	0-0	.000	0-0	.000	0-0	.000	0	1	1	1.1	1	0	0	0	0	3.1		
LOUISVILLE	02/23/12	5	0-0	.000	0-0	.000	0-0	.000	0	0	0	1.0	1	0	1	0	0	3.0		
at USF	2/26/12	2	0-0	.000	0-0	.000	0-0	.000	0	1	1	1.0	0	0	0	0	0	2.8		
MARQUETTE	02/29/12	1	0-0	.000	0-0	.000	0-0	.000	0	0	0	1.0	0	0	0	0	1	2.7		
at Villanova	03/03/12	1	0-0	.000	0-0	.000	0-0	.000	0	0	0	1.0	0	0	0	0	0	2.6		
vs Ohio State	3/22/12	2	0-0	.000	0-0	.000	0-0	.000	0	0	0	0.9	0	0	0	0	0	2.5		
Totals		0	213	26-66	.394	12-31	.387	4-9	.444	5	20	25	0.9	20	14	16	1	13	68	2.5

DAVIS' CAREER STATISTICS

			Total		3-Point		F-Throws		Rebounds										Scoring	
Season	gp-gs	min/avg	fg-fga	pct	fg-fga	pct	ft-fa	pct	off	def	tot	avg	pf	fo	ast	to	blk	stl	pts	avg
2011-12	27-0	213/7.9	26-66	.394	12-31	.387	4-9	.444	5	20	25	0.9	20	0	14	16	1	13	68	2.5
2012-13	4-0	43/10.8	7-18	.389	3-9	.333	5-6	.833	1	9	10	2.5	6	0	5	4	0	0	22	5.5
2013-14	2-0	11/5.5	1-2	.500	0-1	.000	0-0	.000	1	1	2	1.0	2	0	0	1	0	0	2	1.0
TOTAL	33-0	267/8.1	34-86	.395	15-41	.366	9-15	.600	7	30	37	1.1	28	0	19	21	1	13	92	2.8



DESHAUN MORMAN

FR. • G • 6-3 • 190

RICHMOND, VA.

FAITH BAPTIST CHRISTIAN (FLA.)

1

Prior to Cincinnati: Averaged 14.3 points, 7.4 assists, 6.0 rebounds and 2.4 steals during his 2012-13 season at Faith Baptist Christian, a prep school in Bradenton, Fla. ... helped lead Coolidge High School in Washington, D.C., to the 2012 D.C. City Championship title while averaging 16.8 points, 7.3 rebounds and 5.6 assists ... tabbed a first team all-Metro selection by the Washington Post ... received honorable mention All-America accolades and was listed a Top 150 prospect by Rivals.com ... named one of the five best players in the D.C. area according to DMV Elite Report and was tabbed a Mid-Atlantic first team honoree by the Mid-Atlantic Report.

Personal: Deshaun Lamar Morman ... born Feb. 26, 1994 in Richmond, Va. ... son of Cheryl and Andre Morman ... has one brother, Devin ... majoring in communications.

MORMAN'S SEASON & CAREER HIGHS

2013-14 Season		Career
0	Pts	0
0	FG Atts	0
0	FG Made	0
0	3PT-FG Atts	0
0	3PT-FG Made	0
0	Rebs	0
0	Assts	0
0	Stls	0
0	Blks	0
0	Mins	0


MORMAN'S MISCELLANEOUS STATISTICS

Category	2013-14	Career
Double-Figure Scoring Games	0	0
Double-Figure Rebounding Games	0	0
Double-Double Games	0	0
20-Point Scoring Games	0	0
Games Led UC in Scoring	0	0
Games Led UC in Rebounding	0	0
Games Led UC in Assists	0	0
Games With 3+ Assists	0	0
Games With 3+ Blocks	0	0
Games With 3+ Steals	0	0
Games With 3+ Three-Pointers	0	0

GAME-BY-GAME STATISTICS

2013-14 (FRESHMAN SEASON)

MORMAN'S CAREER STATISTICS



TITUS RUBLES

SR • F • 6-7 • 220
DALLAS, TEXAS
BLINN COLLEGE

2

Pronunciation: Titus ROO-bulls

2013-14 Season (Senior): Score 14 points and pulled down seven rebounds versus NC State (11/12) ... Grabbed a game-high eight rebounds to go with 13 points, three steals and a block against NC Central (11/8).

2012-13 Season (Junior): Played in all 34 games with 12 starts, averaging 21.8 minutes ... started nine of 18 BIG EAST games ... finished among the team leaders in rebounds (first at 5.9), assists (second at 2.0) and scoring (fourth at 5.9) ... ranked 16th in the BIG EAST in rebounding (5.9) ... led UC in rebounding in 13 games ... led the Bearcats in assists in eight games ... scored a career-high 14 points against St. John's (1/5) ... pulled down a career-high 11 rebounds at Rutgers (1/12) ... posted a double-double with 12 points and 10 rebounds, including 10-of-12 shooting from the free-throw line against Marquette (1/19) ... had 11 points on 5-of-12 shooting with eight rebounds against Creighton in the NCAA tournament second round.

Prior to Cincinnati: Considered by Jucojunction.com to be the No. 2 prospect in the country in the junior college ranks ... attended Blinn College, a community college in Brenham, Texas for the 2011-12 campaign ... earned NJCAA All-America

honorable mention honors after averaging 14.5 points and a team-high 9.8 rebounds during the 2011-12 season ... shot 50 percent from the field, 72 percent from the free-throw line and swiped 51 steals ... tabbed a First Team All-Region XIV selection and all-conference honoree while leading the Buccaneers to a 27-7 record and the school's first appearance in the Region XIV Tournament title game - one game shy of competing in the NJCAA National Championship ... named a Region XIV All-Tournament First Team selection after averaging 11.5 points and a tournament-best 12.3 rebounds during the tournament ... attended Independence Community College in Independence, Kan., during the 2010-11 season ... earned freshman of the year, First Team All-Jayhawk Conference honors and first team all region accolades while averaging 20.3 points and 12.3 rebounds ... prior to his stay at Independence, attended God's Academy in Grand Prairie, Texas for the 2008-09 and 2009-10 seasons... became the all-time leading rebounder, grabbing more than 600 boards ... averaged 16.8 points, 13.6 rebounds and 4.7 blocks during the 2009-10 season.

Personal: Titus Ocean Rubles ... born Aug. 4, 1991 in Dallas, Texas ... son of Barbara Rubles and Hosie Perkins ... has four brothers: Calvin, Sidney, Darrius and Nunu and one sister: Ashley ... majoring in criminal justice.

GAME-BY-GAME STATISTICS

2013-14 (SENIOR SEASON)

Opponent	Date	gs	min	Total		3-Pointers		Free throws		Rebounds									
				fg-fa	pct	3fg-fa	pct	ft-fa	pct	off	def	tot	avg	pf	a	t/o	blk	stl	pts
NORTH CAROLINA CENT	11/08/13	*	31	3-7	.429	0-0	.000	7-12	.583	3	5	8	8.0	3	0	3	1	3	13.0
NC STATE	11/12/13	*	27	5-9	.556	0-0	.000	4-6	.667	3	4	7	7.5	3	2	0	1	0	14
Totals			2	58	8-16	.500	0-0	.000	11-18	.611	6	9	15	7.5	6	2	3	2	27

RUBLES' SEASON & CAREER HIGHS

2013-14 Season		Career
14 vs. NC State, 11/12/13	Pts	14 (2x) last vs. NC State, 11/12/13
9 vs. vs. NC State, 11/12/13	FG Atts	14 vs. Alabama, 12/1/12
5 vs. vs. NC State, 11/12/13	FG Made	5, 4x (last vs. NC State, 11/12/13)
0	3PT-FG Atts	6 vs. St. John's, 1/5/13
0	3PT-FG Made	3 vs. St. John's, 1/5/13
8 vs. NC Central, 11/8/13	Rebs	11 at Rutgers, 1/12/13
2 vs. NC State, 11/12/13	Assts	5, 3x (last vs. Syracuse 1/21/13)
3 vs. NC Central, 11/8/13	Stls	4, 2x (last vs. Creighton, 3/22/13)
1, 2x (last vs. vs. NC State, 11/12/13)	Blks	2, 2x (last vs. Marquette, 1/19/13)
31 vs. NC Central, 11/8/13	Mins	35 vs. Marquette, 1/19/13

RUBLES' MISCELLANEOUS STATISTICS

Category	2013-14	Career
Double-Figure Scoring Games	2	9
Double-Figure Rebounding Games	0	3
Double-Double Games	0	1
20-Point Scoring Games	0	0
Games Led UC in Scoring	0	0
Games Led UC in Rebounding	1	15
Games Led UC in Assists	0	8
Games With 3+ Assists	0	10
Games With 3+ Blocks	0	0
Games With 3+ Steals	1	6
Games With 3+ Three-Pointers	0	1


GAME-BY-GAME STATISTICS

2012-13 (JUNIOR SEASON)

Opponent	Date	gs	min	Total		3-Pointers		Free throws		Rebounds			pf	a	t/o	blk	stl	pts	avg	
				fg-fga	pct	3fg-fga	pct	ft-fa	pct	off	def	tot								
UT MARTIN	11/11/12	16	3-6	.500	0-1	.000	2-4	.500	3	4	7	7.0	1	4	3	0	0	8.0		
MISS. VALLEY ST.	11/13/12	20	3-6	.500	1-2	.500	1-3	.333	0	7	7	7.0	0	5	0	2	0	8.0		
NORTH CAROLINA A&T	11/18/12	18	2-5	.400	0-1	.000	2-4	.500	0	3	3	5.7	3	2	1	0	4	6.7		
CAMPBELL	11/20/12	19	2-3	.667	0-1	.000	1-2	.500	1	5	6	5.8	4	3	2	0	0	5.8		
vs Iowa State	11/23/12	27	4-10	.400	0-4	.000	2-3	.667	0	5	5	5.6	3	0	2	1	1	10.7		
vs Oregon	11/24/12	17	5-9	.556	0-1	.000	3-3	1.000	2	2	4	5.3	4	1	4	0	0	13.3		
ALABAMA	12/01/12	25	4-14	.286	0-2	.000	2-2	1.000	3	2	5	5.3	1	1	1	0	3	10.6		
UALR	12/6/12	17	2-7	.286	0-0	.000	2-2	1.000	0	2	2	4.9	3	2	1	0	2	6.3		
UMES	12/8/12	18	2-6	.333	0-3	.000	3-4	.750	3	7	10	5.4	1	4	2	0	1	7.8		
at Marshall	12/15/12	17	0-5	.000	0-0	.000	2-2	1.000	2	6	8	5.7	3	2	2	0	3	7.5		
vs Xavier	12/19/12	24	1-7	.143	0-4	.000	0-0	.000	3	6	9	6.0	2	1	2	1	1	2.0		
WRIGHT STATE	12/22/12	21	5-10	.500	0-1	.000	1-3	.333	3	6	9	6.3	4	3	4	0	2	11.7		
NEW MEXICO	12/27/12	15	1-6	.167	0-1	.000	0-0	.000	0	2	2	5.9	0	1	3	0	0	2.9		
at PITT	12/31/12	16	1-3	.333	0-0	.000	3-3	1.000	2	2	4	5.8	3	3	1	0	0	5.8		
ST. JOHN'S	1/5/13	22	4-8	.500	3-6	.500	3-6	.500	0	3	3	5.6	2	2	2	0	0	14.7		
NOTRE DAME	1/7/13	*	25	1-9	.111	0-3	.000	0-0	.000	1	6	7	5.7	2	5	1	0	2.9		
at Rutgers	1/12/13	*	26	2-5	.400	0-1	.000	3-6	.500	2	9	11	6.0	2	0	3	1	7.9		
at DePaul	01-15-13	*	21	0-1	.000	0-1	.000	2-4	.500	1	2	3	5.8	4	1	1	0	2.7		
MARQUETTE	1/19/13	*	35	1-8	.125	0-3	.000	10-12	.833	4	6	10	6.1	2	2	3	2	12.9		
at Syracuse	1/21/13	*	30	2-5	.400	0-1	.000	1-1	1.000	5	1	6	6.1	1	5	1	0	5.9		
RUTGERS	1/30/13	18	1-1	1.000	0-0	.000	4-6	.667	1	3	4	6.0	1	2	1	0	1	6.8		
at Seton Hall	2/2/13	20	0-1	.000	0-0	.000	2-2	1.000	0	6	6	6.0	2	1	1	0	1	2.6		
at Providence College	2/6/13	19	0-3	.000	0-0	.000	0-0	.000	2	2	4	5.9	1	1	1	0	0	6.3		
PITT	2/9/13	24	2-9	.222	0-1	.000	4-5	.800	3	5	8	6.0	3	1	0	0	1	8.4		
VILLANOVA	2/12/13	*	25	1-5	.200	0-0	.000	2-2	1.000	3	1	4	5.9	2	3	0	3	4.3		
GEORGETOWN	2/15/13	20	2-6	.333	0-0	.000	0-3	.000	1	2	3	5.8	3	1	2	0	1	4.2		
at UCONN	2/21/13	21	3-6	.500	0-0	.000	1-2	.500	3	2	5	5.7	5	0	1	0	1	7.2		
at Notre Dame	2-24-13	22	2-6	.333	0-1	.000	3-6	.500	1	6	7	5.8	2	1	0	1	1	7.3		
UCONN	03/02/13	*	17	2-5	.400	0-1	.000	0-0	.000	1	6	7	5.8	4	2	1	0	2	4.2	
at LOUISVILLE	3/4/13	*	23	0-2	.000	0-0	.000	2-2	1.000	1	8	9	5.9	1	4	8	0	2	6.0	
USF	3/9/13	*	29	2-4	.500	0-1	.000	0-0	.000	4	5	9	6.0	2	1	3	0	2	4.0	
vs Providence	3/13/13	*	24	1-2	.500	0-0	.000	0-0	.000	0	2	2	5.9	1	1	1	0	2	5.8	
vs Georgetown	3/14/13	*	19	0-0	.000	0-0	.000	2-4	.500	0	2	2	5.8	4	0	1	0	1	2.7	
vs Creighton	3/22/13	*	30	5-12	.417	0-3	.000	1-1	1.000	3	5	8	5.9	2	2	2	1	4	11.5	
Totals		12	740	66-195	.338	4-43	.093	64-97	.660	58	141	199	5.9	78	67	64	9	38	200	5.9

RUBLES' CAREER STATISTICS

			Total		3-Point		F-Throws		Rebounds										Scoring	
Season	gp-gs	min/avg	fg-fga	pct	fg-fga	pct	ft-fa	pct	off	def	tot	avg	pf	fo	ast	to	blk	stl	pts	avg
2012-13	34-12	740/21.8	66-195	.338	4-43	.093	64-97	.660	58	141	199	5.9	78	1	67	64	9	38	200	5.9
2013-14	2-2	58/29.0	8-16	.500	0-0	.000	11-18	.611	6	9	15	7.5	6	0	2	3	2	3	27	13.5
TOTAL	36-14	798/22.2	74-211	.351	4-43	.093	75-115	.652	64	150	214	5.9	84	1	69	67	11	41	227	6.3



SHAQUILLE THOMAS

R-SO. • F • 6-7 • 205

PATERSON, N.J.

NIA PREP SCHOOL

3

2013-14 Season (R-Sophomore): Scored six points against NC State (11/12).

2012-13 Season (R-Freshman): Played in 33 games without a start, averaging 10.8 minutes ... played in all 18 BIG EAST games ... scored a career-high 12 points on 6-of-9 shooting to go with four rebounds in 23 minutes against Creighton (3/22) in the NCAA tournament second round ... posted 11 points to go with seven rebounds and three assists in 22 minutes against Maryland Eastern Shore (12/8) ... pulled down a career-high eight rebounds against Providence (3/13) in the second round of the BIG EAST Championship.

2011-12 Season: Redshirted.

Prior to Cincinnati: Played two seasons at NIA Prep in Newark, N.J., averaging 28 points and eight assists in 2010-2011 ... tabbed a four-star prospect by Rivals.com and Scout.com ... listed as the 81st-best player overall nationally by Rivals.com ... tabbed the 20th-best small forward in the country by Scout.com ... chose to attend Cincinnati over Syracuse, Boston College and Xavier.

Personal: Shaquille Jamar Thomas ... born March 25, 1992 in Paterson, N.J. ... son of Amanda Thomas and Joseph Carson ... has a brother, Isaiah, and sister, Essence Carson, a forward/guard for the WNBA's New York Liberty ... nephew of long-time NBA veteran Tim Thomas ... majoring in criminal justice.

GAME-BY-GAME STATISTICS

2013-14 (R-SOPHOMORE SEASON)

Opponent	Date	gs	min	Total		3-Pointers		Free throws		Rebounds				pf	a	t/o	blk	stl	pts	avg	
				fg-fga	pct	3fg-fga	pct	ft-fa	pct	off	def	tot	avg								
NORTH CAROLINA CENT	11/08/13	*	11	1-2	.500	0-0	.000	0-0	.000	2	3	5	5.0	2	0	3	0	0	2	2.0	
NC STATE	11/12/13	*	25	2-4	.500	0-0	.000	2-3	.667	2	0	2	3.5	2	0	1	1	1	6	4.0	
Totals			2	36	3-6	.500	0-0	.000	2-3	.667	4	3	7	3.5	4	0	4	1	1	8	4.0

THOMAS' SEASON & CAREER HIGHS

2013-14 Season

6 vs. NC State, 11/12/13	Pts	12 vs. Creighton, 3/22/13
4 vs. NC State, 11/12/13	FG Atts	9 vs. Creighton, 3/22/13
2 vs. NC State, 11/12/13	FG Made	6 vs. Creighton, 3/22/13
0	3PT-FG Atts	2, 2x (last at Notre Dame, 2/24/13)
0	3PT-FG Made	1, 3x (last at Notre Dame, 2/24/13)
5 vs. NC Central, 11/8/13	Rebs	8 vs. Providence, 3/13/13
0	Assts	3, 2x (last vs. UMES, 12/8/12)
1 vs. NC State, 11/12/13	Stls	2, 4x (last at Notre Dame, 2/24/13)
1 vs. NC State, 11/12/13	Blks	1, 7x (last vs. NC State, 11/12/13)
25 vs. NC State, 11/12/13	Mins	25 vs. NC State, 11/12/13

Career

THOMAS' MISCELLANEOUS STATISTICS

Category	2013-14	Career
Double-Figure Scoring Games	0	2
Double-Figure Rebounding Games	0	0
Double-Double Games	0	0
20-Point Scoring Games	0	0
Games Led UC in Scoring	0	0
Games Led UC in Rebounding	0	0
Games Led UC in Assists	0	1
Games With 3+ Assists	0	2
Games With 3+ Blocks	0	0
Games With 3+ Steals	0	0
Games With 3+ Three-Pointers	0	0

GAME-BY-GAME STATISTICS

2012-13 (R-FRESHMAN SEASON)

Opponent	Date	gs	min	Total		3-Pointers		Free throws		Rebounds				pf	a	t/o	blk	stl	pts	avg
				fg-fga	pct	3fg-fga	pct	ft-fa	pct	off	def	tot	avg							
UT MARTIN	11/11/12	12	1-4	.250	0-0	.000	1-2	.500	0	1	1	1.0	1	0	1	0	0	0	3	3.0
MISS. VALLEY ST.	11/13/12	11	3-3	1.000	0-0	.000	0-0	.000	2	2	4	2.5	0	2	2	0	0	0	6	4.5
NORTH CAROLINA A&T	11/18/12	20	3-8	.375	0-1	.000	0-0	.000	1	3	4	3.0	1	3	2	0	0	0	6	5.0
CAMPBELL	11/20/12	6	0-0	.000	0-0	.000	0-0	.000	0	2	2	2.8	0	1	0	1	1	0	3	3.8
vs Iowa State	11/23/12	1	0-0	.000	0-0	.000	0-0	.000	0	0	0	2.2	0	0	0	0	0	0	0	3.0
vs Oregon	11/24/12	9	1-3	.333	0-0	.000	2-3	.667	2	1	3	2.3	1	0	0	0	0	2	4	3.2
UALR	12/6/12	12	1-4	.250	0-1	.000	0-0	.000	1	2	3	2.4	1	0	0	0	0	2	2	3.0
UMES	12/8/12	22	4-8	.500	0-1	.000	3-4	.750	3	4	7	3.0	0	3	0	0	1	11	4.0	
at Marshall	12/15/12	13	3-4	.750	0-0	.000	2-4	.500	2	1	3	3.0	3	2	1	1	0	8	4.4	
vs Xavier	12/19/12	10	1-2	.500	0-0	.000	0-0	.000	2	0	2	2.9	0	0	2	0	0	2	4	2.2
WRIGHT STATE	12/22/12	12	0-3	.000	0-0	.000	1-2	.500	1	1	2	2.8	0	0	0	0	0	1	3	3.9
NEW MEXICO	12/27/12	18	2-5	.400	1-1	1.000	0-0	.000	1	0	1	2.7	0	0	1	0	2	5	4.0	
at PITT	12/31/12	7	1-2	.500	0-0	.000	0-2	.000	2	1	3	2.7	0	0	2	0	0	2	3.8	
ST. JOHN'S	1/5/13	7	0-1	.000	0-0	.000	0-0	.000	1	0	1	2.6	0	0	0	0	0	0	3	3.6
NOTRE DAME	1/7/13	24	2-6	.333	1-2	.500	0-0	.000	1	2	3	2.6	1	2	0	1	0	5	3.7	
at Rutgers	1/12/13	4	0-0	.000	0-0	.000	0-0	.000	0	0	0	2.4	0	0	0	0	0	1	0	3.4
at DePaul	01-15-13	10	2-3	.667	0-0	.000	0-0	.000	0	0	0	2.3	0	0	1	0	0	4	3.5	
MARQUETTE	1/19/13	12	0-0	.000	0-0	.000	0-0	.000	0	2	2	2.3	1	0	0	0	0	0	3	3.3
at Syracuse	1/21/13	3	0-1	.000	0-0	.000	0-0	.000	0	0	0	2.2	0	0	0	0	0	0	0	3.1
RUTGERS	1/30/13	5	0-1	.000	0-0	.000	0-0	.000	0	0	0	2.1	0	0	0	0	0	0	0	3.0
at Seton Hall	2/2/13	5	0-1	.000	0-0	.000	0-0	.000	0	1	1	2.0	2	0	0	0	0	0	0	2.8
at Providence College	2/6/13	16	3-5	.600	0-0	.000	0-0	.000	2	2	4	2.1	1	0	1	1	1	6	3.0	
PITT	2/9/13	9	1-3	.333	0-0	.000	0-0	.000	0	0	0	2.0	2	0	0	0	0	1	2	2.9
VILLANOVA	2/12/13	2	0-0	.000	0-0	.000	1-2	.500	0	0	0	1.9	0	0	0	0	0	1	1	2.8
GEORGETOWN	2/15/13	2	0-0	.000	0-0	.000	0-0	.000	0	0	0	1.8	0	0	0	0	0	0	0	2.7
at UCONN	2/21/13	10	0-2	.000	0-0	.000	2-2	1.000	1	2	3	1.9	0	1	0	0	1	2	2.7	
at Notre Dame	2-24-13	20	3-6	.500	1-2	.500	0-0	.000	2	3	5	2.0	1	1	1	0	2	7	2.9	
UCONN	03/02/13	8	0-4	.000	0-0	.000	0-0	.000	0	2	2	2.0	0	0	0	0	0	1	0	2.8
at LOUISVILLE	3/4/13	4	0-0	.000	0-0	.000	0-0	.000	0	0	0	1.9	0	0	1	1	0	0	0	2.7
USF	3/9/13	2	1-1	1.000	0-0	.000	0-0	.000	0	0	0	1.9	0	0	0	0	0	2	2.6	
vs Providence	3/13/13	19	2-7	.286	0-0	.000	1-2	.500	4	4	8	2.1	0	1	1	1	0	5	2.7	
vs Georgetown	3/14/13	18	2-5	.400	0-0	.000	0-1	.000	0	3	3	2.1	4	0	2	0	0	4	2.8	
vs Creighton	3/22/13	23	6-9	.667	0-0	.000	0-3	.000	2	2	4	2.2	3	0	1	0	1	0	12	3.0
Totals		0	356	42-101	.416	3-8	.375	13-27	.481	30	41	71	2.2	22	16	19	6	17	100	3.0

THOMAS' CAREER STATISTICS

			Total		3-Point		F-Throws		Rebounds											Scoring	
Season	gp-gs	min/avg	fg-fga	pct	fg-fga	pct	ft-fa	pct	off	def	tot	avg	pf	fo	ast	to	blk	stl	pts	avg	
2012-13	33-0	356/10.8	42-101	.416	3-8	.375	13-27	.481	30	41	71	2.2	22	0	16	19	6	17	100	3.0	
2013-14	2-2	36/18.0	3-6	.500	0-0	.000	2-3	.667	4	3	7	3.5	4	0	0	4	1	1	8	4.0	
TOTAL	35-2	392/11.2	45-107	.421	3-8	.375	15-30	.500	34	44	78	2.2	26	0	16	23	7	18	108	3.1	



JUSTIN JACKSON

SR. • F • 6-8 • 230

COCOA BEACH, FLA.

ARLINGTON COUNTRY DAY

5

2013-14 (Senior): Posted his first-career double-double against NC State (11/12) with 10 points and 10 boards, while adding four blocks.

2012-13 Season (Junior): Played in 30 games with 22 starts, averaging 18.8 minutes ... ranked eighth in the BIG EAST averaging 1.37 blocks ... finished second on the team with 41 blocks ... ranked among the team leaders in rebounding (third at 5.1), steals (fourth at 1.0) and assists (fifth with 1.5) ... led UC in blocks in eight games and rebounds in six games ... scored a season-high 10 points on 5-of-6 shooting at Marshall (12/15) ... scored seven points and grabbed a season-high 11 rebounds in the season opener against UT Martin (11/11) ... posted a season-high six blocks against Rutgers (1/30) ... recorded nine points, seven rebounds and three blocks against Maryland Eastern Shore (12/8).

2011-12 Season (Sophomore): Played in 37 games with 20 starts, averaging 21.1 minutes ... led UC with 61 blocks and ranked fifth in the BIG EAST, averaging 1.7 blocks per game ... recorded a career-high seven blocks against Marquette (2/29) ... rejected at least three shots in 10 games during the season ... shot 52.0 percent from the field (77 of 148) ... scored in double figures in four games ... led UC in rebounding in five games ... handed out three or more assists in six games ... tallied eight points, six rebounds and four blocks against Ohio State (3/22) in the NCAA tournament east region semifinal ... recorded six blocks and three rebounds vs. Louisville (3/10) ... tallied eight points, seven rebounds, two steals and a block at USF (2/26) ... handed out a career-high four assists against Seton Hall (2/18) ... posted 10 points on 4-of-8 shooting with a league season-high eight rebounds in 16 minutes at Marquette (2/11) ... scored a career-high 14 points on 5-of-5 shooting to go with two blocks and two steals against DePaul (2/4) ... netted 11 points vs. Chicago State (12/23) ... scored 11 points with eight rebounds and three blocks at Wright State (12/14).

2010-11 Season (Freshman): Played in 35 games off the bench while averaging 12.9 minutes ... shot 52.7 percent from the field (39 of 74) on the season ... scored five or more points in six games ... grabbed four or more rebounds in 14 games ... had four points and two rebounds at Marquette (3/2) ... scored four points with four rebounds vs. Connecticut (2/27) ... posted six points, six rebounds and two blocks at Georgetown (2/23) ...

had five points and four rebounds at Providence (2/19) ... had six rebounds, three steals a block and an assist vs. St. John's (2/13) ... tied his career high with eight points and added six rebounds at Pittsburgh (2/5) ... scored a career-high eight points at St. John's (1/22) ... grabbed two rebounds and scored two points at Syracuse (1/15) ... scored three points, passed out an assist, blocked a shot and had two steals vs. USF (1/12) ... scored a career-high seven points and grabbed four rebounds vs. St. Francis (12/23) ... dished out three assists - a season high - and recorded five rebounds against Georgia Southern (12/14) ... posted seven rebounds vs. Dayton (11/27) ... played 26 minutes in his collegiate debut vs. Mount St. Mary's (11/15) and grabbed four rebounds, made two assists and totaled three steals.

Prior to Cincinnati: Was ranked No. 92 among the ESPN.com 100 top recruits ... was the first player signed in the early signing period by UC ... is a power forward with strong defensive and rebounding skills ... played one season at Arlington Country Day in Jacksonville, Fla. ... helped the Apaches to the FHSAA Class 2A finals and a record of 21-6 as a senior ... spent his junior season at Montverde Academy playing for Kevin Sutton where he posted 15.0 points, 12.3 rebounds, and 3.1 blocks per game ... named to the Florida Association of Basketball Coaches (FABC) and Florida Sports Writer's Association (FSWA) State All-Independent teams.

Personal: Full name is Justin LeShayne Jackson ... born Oct. 13, 1990 ... son of Shannan and Larry Jackson ... has two brothers, LaTray Green and Corbin Jackson, and a sister, Shaulya Murray ... majoring in criminal justice.

JACKSON'S SEASON & CAREER HIGHS

2013-14 Season		Career
10 vs. NC State, 11/12/13	Pts	14 vs. DePaul, 2/4/12
8 vs. NC State, 11/12/13	FG Atts	10 vs. Wright State, 12/22/12
4, 2x (last vs. NC State, 11/12/13)	FG Made	5 vs. De Paul, 2/4/12
0	3PT-FG Atts	3 vs. Wright State, 12/22/12
0	3PT-FG Made	1, 2x (last vs. UMES, 12/8/12)
10 vs. NC State, 11/12/13	Rebs	11 vs. UT Martin, 11/11/12
0	Assts	4, 5x (last at Providence, 2/6/13)
1 vs. NC State, 11/12/13	Stls	4 vs. Arkansas Little-Rock, 12/6/12
4 vs. NC State, 11/12/13	Blks	7 vs. Marquette, 2/29/12
25 vs. NC State, 11/12/13	Mins	35 vs. Miami (Ohio), 11/29/11

JACKSON'S MISCELLANEOUS STATISTICS

Category	2013-14	Career
Double-Figure Scoring Games	1	6
Double-Figure Rebounding Games	1	2
Double-Double Games	1	1
20-Point Scoring Games	0	0
Games Led UC in Scoring	0	0
Games Led UC in Rebounding	1	13
Games Led UC in Assists	0	9
Games With 3+ Assists	0	15
Games With 3+ Blocks	2	18
Games With 3+ Steals	0	9
Games With 3+ Three-Pointers	0	0

GAME-BY-GAME STATISTICS

2013-14 (SENIOR SEASON)

Opponent	Date	gs	min	fg-fga	pct	3fg-fga	pct	ft-fga	pct	off	def	tot	avg	pf	a	t/o	blk	stl	pts	avg
NORTH CAROLINA CENT	11/08/13	*	21	4-5	.800	0-0	.000	0-0	.000	2	1	3	3.0	4	0	2	3	0	8	8.0
NC STATE	11/12/13	*	25	4-8	.500	0-0	.000	2-4	.500	2	8	10	6.5	3	0	2	4	1	10	9.0
Totals		2	46	8-13	.615	0-0	.000	2-4	.500	4	9	13	6.5	7	0	4	7	1	18	9.0

JACKSON'S CAREER STATISTICS

Season	gp-gs	min/avg	Total fg-fga	pct	3-Point fg-fga	pct	F-Throws ft-fga	pct	Rebounds off	def	tot	avg	Scoring pf	fo	ast	to	blk	stl	pts	avg
2010-11	35-0	452/12.9	39-74	.527	1-3	.333	10-33	.303	30	58	88	2.5	71	2	24	36	18	26	89	2.5
2011-12	37-20	780/21.1	77-148	.520	0-7	.000	34-65	.523	72	84	156	4.2	116	7	39	55	61	33	188	5.1
2012-13	30-22	564/18.8	46-110	.418	1-11	.091	22-43	.512	49	103	152	5.1	78	6	44	54	41	29	115	3.8
2013-14	2-2	46/23.0	8-13	.615	0-0	.000	2-4	.500	4	9	13	6.5	7	0	0	4	7	1	18	9.0
TOTAL	104-44	1842/17.7	170-345	.493	2-21	.095	68-145	.469	155	254	409	3.9	272	15	107	149	127	89	410	3.9

PLAYER GAME-BY-GAME STATISTICS

5 - JUSTIN JACKSON • F • 6-8 • 230 • SR. • COCOA BEACH, FLA.

2012-13 (JUNIOR SEASON)


Opponent	Date	gs	min	Total		3-Pointers		Free throws		Rebounds				pf	a	t/o	blk	stl	pts	avg	
				fg	fga	pct	3fg	3fga	pct	ft	fta	pct	off								def
UT MARTIN	11/11/12	*	24	3-6	500	0-1	.000	1-4	250	3	8	11	11.0	2	2	5	1	2	7	7.0	
MISS. VALLEY ST.	11/13/12	*	15	2-3	667	0-0	.000	1-2	500	1	7	8	9.5	4	0	3	0	0	5	6.0	
NORTH CAROLINA A&T	11/18/12	*	16	3-6	500	0-0	.000	0-0	.000	4	3	7	8.7	1	3	2	0	3	6	6.0	
CAMPBELL	11/20/12	*	13	1-4	250	0-1	.000	0-0	.000	1	5	6	8.0	4	1	3	3	0	2	5.0	
vs Iowa State	11/23/12	*	17	2-5	400	0-1	.000	0-0	.000	2	4	6	7.6	4	0	0	3	1	4	4.8	
vs Oregon	11/24/12	*	24	0-2	000	0-0	.000	2-2	1000	2	3	5	7.2	4	1	1	1	1	2	4.3	
ALABAMA	12/01/12	*	15	0-3	000	0-2	.000	0-0	.000	0	2	2	6.4	1	1	1	4	1	0	3.7	
UALR	12/6/12	*	29	3-5	600	0-1	.000	1-4	250	2	2	4	6.1	1	4	1	0	4	7	4.1	
UMES	12/8/12	*	22	4-8	500	1-2	.500	0-0	.000	2	5	7	6.2	0	2	3	3	1	9	4.7	
at Marshall	12/15/12	*	20	5-6	833	0-0	.000	0-0	.000	1	0	1	5.7	3	3	1	0	3	10	5.2	
vs Xavier	12/19/12	*	18	0-0	000	0-0	.000	0-0	.000	0	5	5	5.6	5	2	1	0	1	0	4.7	
WRIGHT STATE	12/22/12	*	26	4-10	400	0-3	.000	1-2	500	3	4	7	5.8	1	1	3	2	0	9	5.1	
NEW MEXICO	12/27/12	*	21	0-6	000	0-0	.000	0-0	.000	3	5	8	5.9	0	1	0	1	3	0	4.7	
at PITT	12/31/12	*	20	1-3	333	0-0	.000	2-2	1000	1	2	3	5.7	2	0	0	1	1	4	4.6	
ST. JOHN'S	1/5/13	*	16	0-2	000	0-0	.000	0-0	.000	0	1	1	5.4	4	0	2	0	0	0	4.3	
at Rutgers	1/12/13		24	2-4	500	0-0	.000	2-4	500	4	4	8	5.6	2	1	0	2	0	6	4.4	
at DePaul	01-15-13		12	0-0	000	0-0	.000	2-2	1000	1	3	4	5.5	3	1	2	1	0	2	4.3	
MARQUETTE	1/19/13		16	2-3	667	0-0	.000	0-1	.000	1	2	3	5.3	5	0	1	1	0	4	4.3	
at Syracuse	1/21/13		14	1-3	333	0-0	.000	2-2	1000	1	4	5	5.3	0	1	1	0	0	4	4.3	
RUTGERS	1/30/13	*	26	3-8	375	0-0	.000	1-2	500	4	3	7	5.4	2	3	3	6	1	7	4.4	
at Seton Hall	2/2/13	*	20	1-1	1000	0-0	.000	1-2	500	2	3	5	5.4	1	4	2	1	3	3	4.3	
at Providence College	2/6/13	*	20	2-4	500	0-0	.000	1-3	333	1	8	9	5.5	4	3	0	0	0	5	4.4	
PITT	2/9/13	*	7	1-3	333	0-0	.000	1-1	1000	1	0	1	5.3	0	1	1	0	0	3	4.3	
VILLANOVA	2/12/13		21	0-0	000	0-0	.000	0-0	.000	0	3	3	5.3	3	1	3	1	0	0	4.1	
GEORGETOWN	2/15/13	*	21	1-3	333	0-0	.000	3-8	375	5	3	8	5.4	2	2	2	3	1	5	4.2	
at UCONN	2/21/13	*	21	2-3	667	0-0	.000	0-0	.000	0	3	3	5.3	5	1	3	1	0	4	4.2	
at Notre Dame	2-24-13	*	17	1-3	333	0-0	.000	0-0	.000	1	1	2	5.1	5	0	2	2	0	2	4.1	
vs Providence	3/13/13		14	0-1	000	0-0	.000	0-0	.000	1	4	5	5.1	2	1	2	1	1	0	3.9	
vs Georgetown	3/14/13		13	1-2	500	0-0	.000	1-2	500	1	3	4	5.1	2	0	0	1	0	3	3.9	
vs Creighton	3/22/13		22	1-3	333	0-0	.000	0-0	.000	1	3	4	5.1	5	0	3	2	2	2	3.8	
Totals			22	564	46-110	.418	1-11	.091	22-43	.512	49	103	152	5.1	78	44	54	41	29	115	3.8

2011-12 (SOPHOMORE SEASON)

Opponent	Date	gs	min	Total		3-Pointers		Free throws		Rebounds				pf	a	t/o	blk	stl	pts	avg	
				fg/fga	pct	3fg/3fga	pct	ft/fta	pct	off	def	tot	avg								
ALABAMA STATE	11/13/11	*	29	2-3	667	0-1	.000	0-0	.000	0	7	7	7.0	0	3	1	3	3	4	4.0	
JACKSONVILLE STATE	11/15/11	*	29	2-3	667	0-0	.000	3-5	600	5	4	9	8.0	5	3	2	3	2	7	5.5	
PRESBYTERIAN	11/19/11	*	31	4-8	500	0-0	.000	1-2	500	5	4	9	8.3	5	1	3	2	3	9	6.7	
NORTHWESTERN STATE	11/21/11	*	25	1-5	200	0-1	.000	1-4	250	1	6	7	8.0	1	1	1	3	1	3	5.8	
MARSHALL	11/25/11	*	33	4-5	800	0-0	.000	0-0	.000	3	3	6	7.6	3	1	3	1	2	8	6.2	
MIAMI (OHIO)	11/29/11	*	35	1-4	250	0-0	.000	0-1	.000	0	3	3	6.8	1	0	1	0	1	2	5.5	
at Georgia	12/02/11		18	0-2	000	0-1	.000	0-0	.000	0	2	2	6.1	5	0	1	2	0	0	4.7	
at Xavier	12/10/11	*	12	0-0	000	0-0	.000	0-0	.000	0	2	2	5.6	3	0	1	0	0	0	4.1	
at Wright State	12/14/11	*	20	4-5	800	0-0	.000	3-6	500	4	4	8	5.9	5	1	2	3	0	11	4.9	
RADFORD	12/17/11	*	21	2-3	667	0-0	.000	2-4	500	0	2	2	5.5	2	0	0	4	0	6	5.0	
ARKANSAS-PINE BLUFF	12/21/11	*	15	2-3	667	0-0	.000	0-1	.000	4	4	8	5.7	3	1	2	0	2	4	4.9	
CHICAGO STATE	12/23/11		18	4-4	1000	0-0	.000	3-3	1000	1	2	3	5.5	1	2	3	2	0	11	5.4	
vs Oklahoma	12/29/11	*	13	1-3	333	0-0	.000	0-0	.000	1	1	2	5.2	5	0	1	0	0	2	5.2	
at Pittsburgh	01/01/12	*	32	3-9	333	0-1	.000	0-0	.000	3	4	7	5.4	4	1	3	3	2	6	5.2	
NOTRE DAME	01/04/12	*	23	1-4	250	0-2	.000	3-4	.750	2	5	7	5.5	2	0	1	0	0	5	5.2	
ST. JOHN'S	01/07/12	*	21	2-3	667	0-0	.000	0-0	.000	1	0	1	5.2	4	2	1	1	1	4	5.1	
at Georgetown	01/09/12		26	2-3	667	0-1	.000	3-4	.750	0	0	0	4.9	4	0	1	0	1	7	5.2	
VILLANOVA	01/14/12	*	26	4-6	667	0-0	.000	0-0	.000	1	2	3	4.8	4	3	0	2	2	8	5.4	
at Connecticut	1/18/12	*	19	0-1	000	0-0	.000	0-0	.000	3	1	4	4.7	4	1	0	1	0	1	5.1	
at West Virginia	1/21/12	*	25	3-5	600	0-0	.000	0-0	.000	2	1	3	4.7	4	3	0	0	0	6	5.2	
SYRACUSE	01/23/12	*	27	2-7	286	0-0	.000	0-0	.000	2	0	2	4.5	2	3	4	1	1	4	5.1	
at Rutgers	01/28/12	*	17	0-3	000	0-0	.000	0-2	.000	1	2	3	4.5	4	2	2	1	2	0	4.9	
DEPAUL	02/04/12		23	5-5	1000	0-0	.000	4-8	500	2	2	4	4.4	2	1	0	2	2	14	5.3	
at St. John's	2/8/12		6	1-3	333	0-0	.000	1-2	500	1	0	1	4.3	0	0	0	1	0	3	5.2	
at Marquette	2/11/12		16	4-8	500	0-0	.000	2-2	1000	5	3	8	4.4	4	0	4	1	1	10	5.4	
PROVIDENCE	2/15/12		12	4-4	1000	0-0	.000	0-0	.000	3	1	4	4.4	2	1	0	0	0	8	5.5	
SETON HALL	02/18/12		18	1-4	250	0-0	.000	0-0	.000	1	1	2	4.3	3	4	2	0	0	2	5.3	
LOUISVILLE	02/23/12		20	0-2	000	0-0	.000	2-4	500	2	4	6	4.4	3	0	0	1	1	2	5.2	
at USF	2/26/12		26	3-6	500	0-0	.000	2-2	1000	4	3	7	4.5	3	0	2	1	2	8	5.3	
MARQUETTE	02/29/12		13	3-3	1000	0-0	.000	0-0	.000	2	2	4	4.5	2	0	0	7	1	6	5.3	
at Villanova	03/03/12	*	17	3-6	500	0-0	.000	0-1	.000	1	0	1	4.4	5	0	2	0	0	6	5.4	
vs GEORGETOWN	3/8/12		21	1-3	333	0-0	.000	3-4	.750	3	0	3	4.3	1	2	3	1	0	5	5.3	
vs Syracuse	3/9/12		16	2-4	500	0-0	.000	0-2	.000	4	0	4	4.3	4	2	2	3	0	4	5.3	
vs Louisville	3/10/12		28	0-2	000	0-0	.000	0-0	.000	0	4	4	4.3	3	0	2	6	1	0	5.1	
vs Texas	3/16/12		14	1-3	333	0-0	.000	0-2	.000	2	2	4	4.3	4	0	0	0	0	2	5.1	
vs Florida State	3/18/12		15	1-1	1000	0-0	.000	1-2	500	0	0	0	4.2	4	1	1	2	1	3	5.0	
vs Ohio State	3/22/12		20	4-5	800	0-0	.000	0-0	.000	3	3	6	4.2	5	0	4	4	0	8	5.1	
Totals			20	780	77-148	.520	0-7	.000	34-65	.523	72	84	156	4.2	116	39	55	61	33	188	5.1

2010-11 (FRESHMAN SEASON)

Opponent	Date	gs	min	Total		3-Pointers		Free throws		Rebounds				pf	a	t/o	blk	stl	pts	avg
				fg/fga	pct	3fg/3fga	pct	ft/fta	pct	off	def	tot	avg							
MONTE ST. MARY'S	11/15/10	26	0-3	.000	0-1	.000	0-0	.000	1	3	4	4	0	3	2	0	2	3	0	0.0
IPFW	11/20/10	8	0-0	.000	0-0	.000	1-2	.500	0	1	1	2.5	0	0	0	0	0	0	1	0.5
FLORIDA A&M	11/22/10	10	0-1	.000	0-0	.000	1-2	.500	0	2	2	2.3	4	1	1	0	0	1	0.7	1.0
SAVANNAH STATE	11/24/10	3	0-1	.000	0-0	.000	0-0	.000	0	1	1	2.0	0	0	1	0	0	0	0	0.5
vs Dayton	11/27/10	18	2-2	1.000	0-0	.000	1-5	.200	3	4	7	3.0	3	1	1	2	1	5	1.4	1.5
WRIGHT STATE	12/01/10	14	1-2	.500	0-0	.000	0-0	.000	2	1	3	3.0	3	2	0	1	2	2	2	5.1
at TOLEDO	12/04/10	11	0-0	.000	0-0	.000	2-4	.500	0	0	0	2.6	3	0	1	0	2	2	1.6	1.0
UTAH VALLEY	12/11/10	10	1-1	1.000	0-0	.000	0-0	.000	0	4	4	2.8	3	0	2	1	0	2	1.6	1.6
GEORGIA SOUTHERN	12/14/10	17	2-3	.667	0-0	.000	0-1	.000	2	3	5	3.0	1	3	0	0	0	4	1.9	1.9
at Oklahoma	12/18/10	6	1-1	1.000	0-0	.000	0-1	.000	0	1	1	2.8	1	0	1	0	0	0	2.1	1.9
at Miami	12/21/10	7	1-1	1.000	0-0	.000	0-0	.000	0	1	1	2.6	2	0	0	0	0	0	2.1	1.9
ST. FRANCIS (PA.)	12/23/10	15	3-5	.600	1-2	.500	0-0	.000	2	2	4	2.8	2	1	3	1	1	7	2.3	2.3
DEPAUL UNIVERSITY	12/28/10	8	0-2	.000	0-0	.000	0-0	.000	0	1	1	2.6	3	1	0	0	0	0	0	2.2
SETON HALL	12/31/10	2	0-0	.000	0-0	.000	0-0	.000	0	1	1	2.5	1	0	0	0	0	0	0	2.0
XAVIER UNIVERSITY	01/06/11	2	0-0	.000	0-0	.000	0-0	.000	0	0	0	2.3	1	0	0	0	0	0	0	1.9
at Villanova	01/09/11	22	1-1	1.000	0-0	.000	1-2	.500	1	2	3	2.4	1	0	1	1	2	3	1.9	1.9
USF	01/12/11	10	1-1	1.000	0-0	.000	1-2	.500	0	0	0	2.2	1	1	2	1	2	3	2	3.0
at Syracuse	1/15/11	12	1-4	.250	0-0	.000	0-0	.000	1	1	2	2.2	1	1	0	0	0	0	2	2.0
at Notre Dame	1-19-11	10	0-0	.000	0-0	.000	0-0	.000	1	1	2	2.2	4	0	0	0	0	0	0	1.9
at St. John's	01/22/11	29	4-6	.667	0-0	.000	0-0	.000	1	5	6	2.4	4	1	2	1	2	8	2.2	2.2
RUTGERS	01/26/11	11	1-1	1.000	0-0	.000	0-0	.000	0	0	0	2.3	1	0	1	0	0	0	2	2.2
WEST VIRGINIA	01/29/11	12	0-0	.000	0-0	.000	0-0	.000	0	0	0	2.2	5	0	0	0	0	0	0	2.1
at PITT	02/05/11	17	4-6	.667	0-0	.000	0-1	.000	4	2	6	2.3	5	2	4	1	2	8	2.3	2.3
at DePaul University	02-08-11	2	0-0	.000	0-0	.000	0-0	.000	0	0	0	2.3	1	0	1	0	0	0	0	2.3
ST. JOHN'S	02/13/11	27	1-3	.333	0-0	.000	0-1	.000	3	3	6	2.4	0	1	1	1	3	2	2	2.2
LOUISVILLE	02/16/11	20	1-2	.500	0-0	.000	1-3	.333	1	3	4	2.5	0	3	1	0	1	3	2.3	2.3
at Providence College	2/19/11	15	2-3	.667	0-0	.000	1-2	.500	0	4	4	2.5	1	0	1	0	1	5	2.4	2.4
at Georgetown	02/23/11	29	3-9	.333	0-0	.000	0-1	.000	2	4	6	2.6	3	2	1	1	2	6	2.5	2.5
CONNECTICUT	02/27/11	19	2-2	1.000	0-0	.000	0-0	.000	1	3	4	2.7	2	2	6	2	0	4	2.6	2.6
at Marquette	3/2/11	10	2-5	.400	0-0	.000	0-0	.000	2	2	0	2.7	2	0	1	0	2	4	2.6	2.6
GEORGETOWN	03/05/11	7	0-0	.000	0-0	.000	1-2	.500	0	1	1	2.6	2	0	0	0	0	0	1	2.5
vs USF	3/9/2011	7	1-2	.500	0-0	.000	0-0	.000	1	0	1	2.6	3	0	1	0	0	0	2	2.5
vs Notre Dame	03/10/11	14	2-4	.500	0-0	.000	0-4	.000	1	1	2	2.5	2	0	2	0	1	4	2.6	2.6
vs Missouri	03/17/11	12	2-3	.667	0-0	.000	0-0	.000	1	3	4	2.6	0	0	1	0	0	4	2.6	2.6
vs Connecticut	03/19/11	10	0-0	.000	0-0	.000	0-0	.000	0	0	0	2.5	3	0	1	0	0	0	0	2.5
Totals		0	452	39-74	.527	1-3	.333	10-33	.303	30	58	88	25	71	24	36	18	26	89	25.1



TROY CAUPAIN

FR. • G • 6-3 • 200
MIDLOTHIAN, VA.
COSBY HIGH SCHOOL

10

2013-14 (Freshman): Had five points, all from the foul line, versus NC State (11/12).

Prior to Cincinnati: Played three seasons at Cosby High School in Midlothian, Va., where he finished as the school's leader in career rebounds (347) and assists (230) while ranking second in career points (1,449) ... Averaged 26.0 points, 15.1 rebounds and 3.5 assists during his senior season, helping the Titans to a 26-6 record and a district championship ... Scored a career-high 48 points against Matoaca High School as a senior

... Named a two-time Dominican District player of the year ... Tabbed the Central Region player of the year and earned first team all-state honors ... Named a Top 50 shooting guard by 247Sports.com ... coached by Ron Carr.

Personal: Troy Caupain ... born Nov. 29, 1995 in New York, N.Y. ... son of Renee and Troy Caupain Sr. ... majoring in communications.

CAUPAIN'S SEASON & CAREER HIGHS

2013-14 Season		Career
5 vs. NC State, 11/12/13	Pts	5 vs. NC State, 11/12/13
3, 2x (last vs. NC State, 11/12/13)	FG Atts	3, 2x (last vs. NC State, 11/12/13)
0	FG Made	0
1 vs. NC Central, 11/8/13	3PT-FG Atts	1 vs. NC Central, 11/8/13
0	3PT-FG Made	0
4 vs. NC State, 11/12/13	Rebs	4 vs. NC State, 11/12/13
2 vs. NC Central, 11/8/13	Assts	2 vs. NC Central, 11/8/13
0	Stls	0
0	Blks	0
19 vs. NC State, 11/12/13	Mins	19 vs. NC State, 11/12/13

CAUPAIN'S MISCELLANEOUS STATISTICS

Category	2013-14	Career
Double-Figure Scoring Games	0	0
Double-Figure Rebounding Games	0	0
Double-Double Games	0	0
20-Point Scoring Games	0	0
Games Led UC in Scoring	0	0
Games Led UC in Rebounding	0	0
Games Led UC in Assists	0	0
Games With 3+ Assists	0	0
Games With 3+ Blocks	0	0
Games With 3+ Steals	0	0
Games With 3+ Three-Pointers	0	0


GAME-BY-GAME STATISTICS

2013-14 (FRESHMAN SEASON)

Opponent	Date	gs	min	Total		3-Pointers		Free throws		Rebounds				pf	a	t/o	blk	stl	pts	avg
				fg-fga	pct	3fg-fga	pct	ft-fa	pct	off	def	tot	avg							
NORTH CAROLINA CENT	11/08/13	13		0-3	.000	0-1	.000	2-2	1.000	0	2	2	2.0	0	2	1	0	0	2	2.0
NC STATE	11/12/13	19		0-3	.000	0-0	.000	5-6	.833	1	3	4	3.0	3	0	1	0	0	5	3.5
Totals		0	32	0-6	.000	0-1	.000	7-8	.875	1	5	6	3.0	3	2	2	0	0	7	3.5

CAUPAIN'S CAREER STATISTICS

			Total		3-Point		F-Throws		Rebounds										Scoring	
Season	gp-gs	min/avg	fg-fga	pct	fg-fga	pct	ft-fa	pct	off	def	tot	avg	pf	fo	ast	to	blk	stl	pts	avg
2013-14	2-0	32/16.0	0-6	.000	0-1	.000	7-8	.875	1	5	6	3.0	3	0	2	2	0	0	7	3.5
TOTAL	2-0	32/16.0	0-6	.000	0-1	.000	7-8	.875	1	5	6	3.0	3	0	2	2	0	0	7	3.5



JERMAINE LAWRENCE

FR. • F • 6-9 • 205

SPRINGFIELD GARDENS, N.Y.

POPE JOHN XXIII HIGH SCHOOL (N.J.)

11

2012-13 (Freshman): Grabbed eight rebounds against NC State (11/12).

Prior to Cincinnati: Averaged 18.8 points, 13.0 rebounds and 6.4 blocks during his junior season at Pope John XXIII in Sparta, N.J. ... registered seven double-doubles and two triple-doubles, including 25 points, 15 rebounds and 15 blocks in the county championship game as a junior ... averaged 13.3 points and 7.5 rebounds with a pair of double-doubles in 11 games during an injury-shortened senior campaign ... listed among the nation's top overall prospects according to

multiple recruiting services, including Scout.com (19th), 247Sports.com (23rd), ESPN.com (25th) and Rivals.com (26th) ... tabbed a five-star prospect by Scout.com, Rivals.com and 247Sports.com ... ranked as the No. 2 overall prospect from New York by ESPN.com.

Personal: Jermaine Jerome Lawrence ... born Feb. 3, 1995 in Queens, New York ... son of Marcia and Christopher Lawrence ... has one sister (Joenielle) and one brother (Jason) ... majoring in communications.

LAWRENCE'S SEASON & CAREER HIGHS

2013-14 Season

6 vs. NC Central, 11/8/13	Pts	6 vs. NC Central, 11/8/13
4, 2x (last vs. NC State, 11/12/13)	FG Atts	4, 2x (last vs. vs. NC State, 11/12/13)
2 vs. NC State, 11/12/13	FG Made	2 vs. NC State, 11/12/13
0	3PT-FG Atts	0
0	3PT-FG Made	0
8 vs. NC State, 11/12/13	Rebs	8 vs. NC State, 11/12/13
1 vs. NC Central, 11/8/13	Assts	1 vs. NC Central, 11/8/13
2 vs. NC Central, 11/8/13	Stls	2 vs. NC Central, 11/8/13
1 vs. NC State, 11/12/13	Blks	1 vs. NC State, 11/12/13
17 vs. NC Central, 11/8/13	Mins	17 vs. NC Central, 11/8/13

Career

LAWRENCE'S MISCELLANEOUS STATISTICS

Category	2013-14	Career
Double-Figure Scoring Games	0	0
Double-Figure Rebounding Games	0	0
Double-Double Games	0	0
20-Point Scoring Games	0	0
Games Led UC in Scoring	0	0
Games Led UC in Rebounding	0	0
Games Led UC in Assists	0	0
Games With 3+ Assists	0	0
Games With 3+ Blocks	0	0
Games With 3+ Steals	0	0
Games With 3+ Three-Pointers	0	0


GAME-BY-GAME STATISTICS

2013-14 (FRESHMAN SEASON)

Opponent	Date	gs	min	Total	3-Pointers	Free throws	Rebounds												
				fg-fga	pct	3fg-fga	pct	ft-fa	pct	off	def	tot	avg	pf	a	t/o	blk	stl	pts
NORTH CAROLINA CENT	11/08/13	17	1-4	250	0-0	.000	4-5	.800	1	1	2	2.0	3	1	0	0	2	6	6.0
NC STATE	11/12/13	16	2-4	500	0-0	.000	0-0	.000	3	5	8	5.0	2	0	1	1	0	4	5.0
Totals		0	33	3-8	.375	0-0	.000	4-5	.800	4	6	10	5.0	5	1	1	2	10	5.0

LAWRENCE'S CAREER STATISTICS

			Total		3-Point		F-Throws		Rebounds											Scoring	
Season	gp-gs	min/avg	fg-fga	pct	fg-fga	pct	ft-fita	pct	off	def	tot	avg	pf	fo	ast	to	blk	stl	pts	avg	
2013-14	2-0	33/16.5	3-8	.375	0-0	.000	4-5	.800	4	6	10	5.0	5	0	1	1	1	2	10	5.0	
TOTAL	2-0	33/16.5	3-8	.375	0-0	.000	4-5	.800	4	6	10	5.0	5	0	1	1	1	2	10	5.0	



GE'LAWN GUYN

JR. • G • 6-2 • 185

LEXINGTON, KY.

SOUTH KENT PREP (CONN.)

14

Pronunciation: JEE-lawn Gwyn

2013-14 Season (Junior): Made his first career start, posting six points with three assists in 23 minutes against NC Central (11/8).

2012-13 Season (Sophomore): Played in a career-high 33 games without a start, averaging 10.2 minutes ... shot 15 of 18 (83.3 percent) from the free-throw line ... scored a season-high eight points and grabbed four rebounds against North Carolina A&T (11/18) ... had six points to go with three steals and three assists against Arkansas-Little Rock (12/6) ... played a career-high 30 minutes against Marquette (1/19) ... made a three-pointer in six of the last seven regular-season games.

2011-12 Season (Freshman): Played in 32 games without a start, averaging 10.1 minutes ... scored a season-high 11 points on 4-of-6 shooting with two three-pointers to go with a season-high four rebounds and a season-high seven assists in 19 minutes against Chicago State (12/23) ... swiped 12 of 18 steals on the season during conference play ... netted 10 points on 3-of-4 shooting with two three-pointers against Northwestern State (11/21) ... tallied eight points with two steals against Arkansas-Pine Bluff (12/21) ... sat out three games

after suffering a head injury at Georgetown (1/9) ... scored a conference-play season-high six points on 3-of-5 shooting at Marquette (2/11).

Prior to Cincinnati: Averaged 16 points, six rebounds and nine assists during his one season at South Kent Prep (2010-11) ... averaged nearly 16 points as a senior while helping Scott County High School (Ky.) to a 30-8 record and the state championship semifinals (2009-10) ... ranked among the Top 50 shooting guards in the nation by Scout.com ... listed as a three-star prospect by Scout.com and Rivals.com ... chose to attend Cincinnati over Baylor, Dayton, Iowa State, Providence, Rutgers and South Florida.

Personal: Ge'Lawn Rakeem Guyn ... born Nov. 24, 1990 in Lexington, Ky. ... son of Rebecca and George Guyn ... has five brothers: Algernon Aderson, General Guyn, Elishawn Guyn, Octavier Guyn and Jameal Withrow and a sister, Tereka Guyn ... majoring in criminal justice.

GUYN'S SEASON & CAREER HIGHS

2013-14 Season		Career
6 vs. NC Central, 11/8/13	Pts	11 vs. Chicago State, 12/23/11
7 vs. NC Central, 11/8/13	FG Atts	7, 3x (last vs. NC State, 11/12/13)
2, 2x (last vs. NC State, 11/12/13)	FG Made	4 vs. Chicago State, 12/23/11
4 vs. NC Central, 11/8/13	3PT-FG Atts	4, 3x (last vs. NC State, 11/12/13)
2 vs. NC Central, 11/8/13	3PT-FG Made	2, 3x (last vs. NC Central, 11/8/13)
1, 2x (last vs. NC State, 11/12/13)	Rebs	4, 2x (last vs. N.C. A&T, 11/18/12)
3 vs. NC Central, 11/8/13	Assts	7 vs. Chicago State, 12/23/11
0	Stls	3 vs. Arkansas Little-Rock, 12/6/12
1 vs. NC State, 11/12/13	Blks	2 vs. UT Martin, 11/11/12
25 vs. NC State, 11/12/13	Mins	30 vs. Marquette, 1/19/13

GUYN'S MISCELLANEOUS STATISTICS

Category	2013-14	Career
Double-Figure Scoring Games	0	2
Double-Figure Rebounding Games	0	0
Double-Double Games	0	0
20-Point Scoring Games	0	0
Games Led UC in Scoring	0	0
Games Led UC in Rebounding	0	0
Games Led UC in Assists	0	1
Games With 3+ Assists	0	1
Games With 3+ Blocks	0	0
Games With 3+ Steals	0	1
Games With 3+ Three-Pointers	0	0

GAME-BY-GAME STATISTICS

2013-14 (JUNIOR SEASON)

Opponent	Date	gs	min	Total	3-Pointers	Free throws	Rebounds													
				fg-fga	pct	3fg-fga	pct	ft-fa	pct	off	def	tot	avg	pf	a	to	blk	stl	pts	avg
NORTH CAROLINA CENT	11/08/13	*	23	2-7	.286	2-4	.500	0-0	.000	0	1	1	1.0	3	3	0	0	0	6	6.0
NC STATE	11/12/13	*	26	2-6	.333	0-1	.000	0-2	.000	1	0	1	1.0	3	2	1	1	0	4	5.0
Totals		2	48	4-13	.308	2-5	.400	0-2	.000	1	1	2	1.0	6	5	1	1	0	10	5.0

GUYN'S CAREER STATISTICS

Season	gp-gs	min/avg	Total	3-Point	F-Throws	Rebounds	Scoring													
			fg-fga	pct	fg-fga	pct	ft-fa	pct	off	def	tot	avg	pf	fo	ast	to	blk	stl	pts	avg
2011-12	32-0	322/10.1	27-69	.391	9-33	.273	9-14	.643	5	21	26	0.8	36	0	20	19	0	18	72	2.3
2012-13	33-0	335/10.2	27-73	.370	11-38	.289	15-18	.833	2	24	26	0.8	44	0	14	18	5	11	80	2.4
2013-14	2-2	48/24.0	4-13	.308	2-5	.400	0-2	.000	1	1	2	1.0	6	0	5	1	1	0	10	5.0
TOTAL	67-2	705/10.5	58-155	.374	22-76	.289	24-34	.706	8	46	54	0.8	86	0	39	38	6	29	162	2.4

PLAYER GAME-BY-GAME STATISTICS


14 - GE'LAWN GUYN • G • 6-2 • 185 • JR. • LEXINGTON, KY.

2012-13 (SOPHOMORE SEASON)

Opponent	Date	gs	min	Total		3-Pointers		Free throws		Rebounds			pf	a	t/o	blk	stl	pts	avg	
				fg-fga	pct	3fg-fga	pct	ft-fa	pct	off	def	tot								
UT MARTIN	11/11/12	17	1-2	500	1-1	1.000	1-2	.500	0	2	2	2.0	3	1	1	2	0	4	4.0	
MISS. VALLEY ST.	11/13/12	20	1-2	500	0-0	.000	2-2	1.000	0	1	1	1.5	3	1	1	0	1	4	4.0	
NORTH CAROLINA A&T	11/18/12	17	3-5	600	1-2	.500	1-1	1.000	0	4	4	2.3	1	1	1	0	1	8	5.3	
CAMPBELL	11/20/12	8	2-3	667	0-0	.000	1-2	.500	0	1	2.0	0	0	1	0	0	0	5	5.3	
vs Iowa State	11/23/12	12	1-2	500	1-2	.500	0-0	.000	0	0	1.6	1	0	1	0	0	0	3	4.8	
vs Oregon	11/24/12	13	0-2	.000	0-1	.000	0-0	.000	0	0	1.3	1	2	0	0	0	0	0	4.0	
ALABAMA	12/01/12	12	1-2	500	0-0	.000	0-0	.000	0	1	1.3	3	0	0	0	1	2	3.7		
UALR	12/6/12	18	2-4	500	1-3	.333	1-1	1.000	0	1	1.3	2	3	3	0	3	6	4.0		
UMES	12/8/12	14	0-4	.000	0-3	.000	0-0	.000	0	1	1.2	3	0	2	0	0	0	0	3.6	
at Marshall	12/15/12	6	0-1	.000	0-1	.000	0-0	.000	0	0	1.1	0	0	0	0	0	0	0	3.2	
vs Xavier	12/19/12	5	1-2	500	0-1	.000	0-0	.000	0	0	1.0	1	0	0	0	0	0	2	3.1	
WRIGHT STATE	12/22/12	9	0-2	.000	0-1	.000	0-0	.000	0	1	1.0	0	1	0	1	0	1	0	2.8	
NEW MEXICO	12/27/12	4	0-0	.000	0-0	.000	0-0	.000	0	0	0.9	0	0	0	0	0	0	0	2.6	
at PITT	12/31/12	10	0-1	.000	0-1	.000	0-0	.000	0	0	0.9	2	0	0	0	0	0	0	2.4	
NOTRE DAME	1/7/13	7	1-3	.333	1-2	.500	0-0	.000	1	0	0.9	1	0	0	0	0	0	3	2.5	
at Rutgers	1/12/13	8	0-0	.000	0-0	.000	0-0	.000	0	0	0.8	2	1	0	0	0	0	0	2.3	
at DePaul	01-15-13	14	2-3	667	0-0	.000	3-4	.750	0	2	0.9	3	0	2	0	0	0	7	2.6	
MARQUETTE	1/19/13	30	0-4	.000	0-2	.000	2-2	1.000	0	2	0.9	3	2	0	0	1	2	2	2.6	
at Syracuse	1/21/13	9	0-1	.000	0-1	.000	0-0	.000	0	1	0.9	0	0	1	0	0	0	0	2.4	
RUTGERS	1/30/13	16	1-3	.333	0-2	.000	3-3	1.000	0	0	0.9	1	0	1	0	0	0	5	2.6	
at Seton Hall	2/2/13	5	0-1	.000	0-1	.000	0-0	.000	0	1	0.9	1	0	1	0	1	0	0	2.4	
at Providence College	2/6/13	4	0-0	.000	0-0	.000	0-0	.000	0	0	0.9	0	0	0	0	0	0	0	2.3	
PITT	2/9/13	6	1-2	.500	0-0	.000	1-1	1.000	0	1	0.9	0	0	0	1	0	3	2.3		
VILLANOVA	2/12/13	7	2-3	667	1-2	.500	0-0	.000	0	0	0.8	0	1	0	0	0	0	5	2.5	
GEORGETOWN	2/15/13	2	0-2	.000	0-1	.000	0-0	.000	0	1	0.8	1	0	2	0	0	0	0	2.4	
at UCONN	2/21/13	11	2-7	286	1-4	.250	0-0	.000	0	1	0.8	1	0	0	1	0	5	2.5		
at Notre Dame	2-24-13	12	1-3	.333	1-2	.500	0-0	.000	0	2	0.9	1	0	0	0	0	0	3	2.5	
UCONN	03/02/13	8	1-3	.333	1-2	.500	0-0	.000	0	1	0.9	3	0	0	0	0	0	3	2.5	
at LOUISVILLE	3/4/13	8	1-1	1.000	1-1	1.000	0-0	.000	0	0	0.9	1	0	1	0	2	3	2.5		
USF	3/9/13	10	1-2	.500	1-1	1.000	0-0	.000	0	0	0.8	0	0	0	0	1	0	3	2.5	
vs Providence	3/13/13	4	1-1	1.000	0-0	.000	0-0	.000	1	0	0.8	4	0	0	0	0	0	2	2.5	
vs Georgetown	3/14/13	6	0-0	.000	0-0	.000	0-0	.000	0	0	0.8	1	1	0	0	0	0	0	2.4	
vs Creighton	3/22/13	3	1-2	.500	0-1	.000	0-0	.000	0	0	0.8	1	0	0	0	0	0	0	2.4	
Totals		0	335	27-73	.370	11-38	.289	15-18	.833	2	24	26	0.8	44	14	18	5	11	80	2.4

2011-12 (FRESHMAN SEASON)

Opponent	Date	gs	min	Total		3-Pointers		Free throws		Rebounds			pf	a	t/o	blk	stl	pts	avg	
				fg-fga	pct	3fg-fga	pct	ft-fa	pct	off	def	tot								avg
ALABAMA STATE	11/13/11	14	1-4	.250	0-2	.000	1-2	.500	0	0	0	0.0	1	1	1	0	0	3	3.0	
JACKSONVILLE STATE	11/15/11	5	0-0	.000	0-0	.000	0-0	.000	0	0	0	0.0	3	2	2	0	0	0	1.5	
PRESBYTERIAN	11/19/11	6	0-1	.000	0-1	.000	0-0	.000	0	1	1	0.3	0	1	0	0	0	0	1.0	
NORTHWESTERN STATE	11/21/11	19	3-4	.750	2-2	1.000	2-2	1.000	0	1	1	0.5	2	1	1	0	0	10	3.3	
MARSHALL	11/25/11	6	1-1	1.000	1-1	1.000	0-1	.000	0	0	0	0.4	1	0	0	0	1	3	3.2	
MIAMI (OHIO)	11/29/11	18	1-4	.250	0-1	.000	0-1	.000	1	1	2	0.7	1	0	0	0	1	2	3.0	
at Georgia	12/02/11	12	0-1	.000	0-1	.000	0-0	.000	0	1	1	0.7	3	0	0	0	0	0	2.6	
at Xavier	12/10/11	12	0-4	.000	0-1	.000	0-0	.000	0	1	1	0.8	1	1	0	0	0	0	2.3	
RADFORD	12/17/11	16	3-6	.500	0-1	.000	1-1	1.000	0	0	0	0.7	2	0	2	0	1	7	2.8	
ARKANSAS-PINE BLUFF	12/21/11	17	3-6	.500	1-1	1.000	1-1	1.000	1	0	1	0.7	2	1	0	0	2	8	3.3	
CHICAGO STATE	12/23/11	19	4-6	.667	2-4	.500	1-2	.500	2	2	4	1.0	1	7	1	0	1	11	4.0	
vs Oklahoma	12/29/11	9	0-1	.000	0-0	.000	0-0	.000	0	0	0	0.9	1	0	0	0	0	0	3.7	
at Pittsburgh	01/01/12	10	0-1	.000	0-1	.000	0-0	.000	0	1	1	0.9	3	0	0	0	0	0	3.4	
NOTRE DAME	01/04/12	9	1-3	.333	1-2	.500	0-0	.000	0	1	1	0.9	0	0	0	0	2	3	3.4	
ST. JOHN'S	01/07/12	17	2-5	.400	0-2	.000	0-0	.000	0	2	2	1.0	2	0	0	0	2	4	3.4	
at Georgetown	01/09/12	0	0-0	.000	0-0	.000	0-0	.000	0	0	0	0.9	0	0	0	0	0	0	3.2	
SYRACUSE	01/23/12	8	0-1	.000	0-0	.000	0-0	.000	0	0	0	0.9	1	1	2	0	0	0	3.0	
at Rutgers	01/28/12	7	0-2	.000	0-2	.000	0-0	.000	0	0	0	0.8	1	0	2	0	1	0	2.8	
DEPAUL	02/04/12	6	0-0	.000	0-0	.000	0-0	.000	0	1	1	0.8	1	0	0	0	0	0	2.7	
at St. John's	2/8/12	15	1-2	.500	0-1	.000	1-2	.500	0	2	2	0.9	2	2	0	0	1	3	2.7	
at Marquette	2/11/12	13	3-5	.600	0-1	.000	0-0	.000	0	1	1	0.9	0	0	1	0	0	6	2.9	
PROVIDENCE	2/15/12	12	2-3	.667	0-1	.000	0-0	.000	0	2	2	1.0	2	1	1	0	0	4	2.9	
SETON HALL	02/18/12	9	1-3	.333	1-3	.333	0-0	.000	0	0	0	0.9	0	0	0	0	0	3	2.9	
LOUISVILLE	02/23/12	11	1-1	1.000	1-1	1.000	0-0	.000	0	0	0	0.9	2	0	2	0	0	3	2.9	
at USF	2/26/12	7	0-1	.000	0-1	.000	2-2	1.000	0	0	0	0.8	0	0	0	0	0	2	2.9	
MARQUETTE	02/29/12	10	0-1	.000	0-1	.000	0-0	.000	0	2	2	0.9	1	0	0	0	1	0	2.8	
at Villanova	03/03/12	5	0-0	.000	0-0	.000	0-0	.000	0	0	0	0.9	0	1	0	0	1	0	2.7	
vs GEORGETOWN	3/8/12	5	0-1	.000	0-1	.000	0-0	.000	0	2	2	0.9	0	0	2	0	0	0	2.6	
vs Louisville	3/10/12	10	0-1	.000	0-1	.000	0-0	.000	1	0	1	0.9	1	0	0	0	2	0	2.5	
vs Texas	3/16/12	7	0-1	.000	0-0	.000	0-0	.000	0	0	0	0.9	0	0	0	0	0	0	2.4	
vs Florida State	3/18/12	6	0-0	.000	0-0	.000	0-0	.000	0	0	0	0.8	1	1	1	0	1	0	2.3	
vs Ohio State	3/22/12	2	0-0	.000	0-0	.000	0-0	.000	0	0	0	0.8	1	0	1	0	1	0	2.3	
Totals		0	322	27-69	.391	9-33	.273	9-14	.643	5	21	26	0.8	36	20	19	0	18	72	2.3



JERMAINE SANDERS

JR. • F • 6-5 • 210
FAR ROCKAWAY, N.Y.
RICE HIGH SCHOOL

15

2013-14 Season (Junior): Played a career-high 31 minutes, scoring a career-high 13 points on 4-of-8 shooting with a career-best three three-pointers, four rebounds and three assists in season opener against NC Central (11/8).

2012-13 Season (Sophomore): Played in all 34 games with one start, averaging 12.9 minutes ... saw action in all 18 BIG EAST games ... scored a season-high nine points twice: on 3-of-5 shooting in 15 minutes at Rutgers (1/12) and on 3-of-4 shooting in 22 minutes against Connecticut (3/2) ... grabbed a season-high five rebounds against Arkansas-Little Rock (12/6).

2011-12 Season (Freshman): Played in 28 games without a start, averaging 8.5 minutes ... scored a season-high 12 points, shooting 3-of-4 from the field, 2-of-2 from three-point range and 4-of-4 from the free throw line to go with three rebounds and an assist against Radford (12/17) ... tallied nine points, shooting 3-of-3 from three-point range to go with four rebounds, a steal and an assist at Wright State (12/14) ... netted six points on 3-of-4 shooting against Jacksonville State

(11/15) ... grabbed a season-high seven rebounds against Arkansas-Pine Bluff (12/21) ... handed out a pair of assists against both Syracuse (1/23) and at St. John's (2/8).

Prior to Cincinnati: Named 2011 All-Manhattan Boys Basketball Player of the Year by the New York Post ... named first-team All-New York ... averaged a team-high 18.1 points for Rice High School, leading the team to the CHSAA Class 2A inter-sectional final ... named a four-start prospect by Rivals.com and Scout.com ... tabbed the nation's 25th-best small forward by Scout.com ... tabbed the 131st-best player overall nationally by Rivals.com ... chose to attend Cincinnati over Maryland, Pittsburgh, St. John's and Villanova.

Personal: Jermaine Jameek Sanders ... born Sept. 4, 1992 in Far Rockaway, N.Y. ... son of Lisa Stallings and Jermaine Sanders ... has one brother, Jaquan ... majoring in criminal justice.

SANDERS' SEASON & CAREER HIGHS

2013-14 Season		Career
13 vs. NC Central, 11/8/13	Pts	13 vs. NC Central, 11/8/13
8 vs. NC Central, 11/8/13	FG Atts	8 vs. NC Central, 11/8/13
4 vs. NC Central, 11/8/13	FG Made	4 vs. NC Central, 11/8/13
6 vs. NC Central, 11/8/13	3PT-FG Atts	6 vs. NC Central, 11/8/13
3 vs. NC Central, 11/8/13	3PT-FG Made	3, 2x (last vs. NC Central, 11/8/13)
4 (2x) last vs. NC State, 11/12/13	Rebs	7 vs. Arkansas-Pine Bluff, 12/21/11
3 vs. NC Central, 11/8/13	Assts	3, 3x (last last vs. NC Central, 11/8/13)
1 vs. NC State, 11/12/13	Stls	2, 4x (last vs. UConn, 3/2/13)
1 vs. NC State, 11/12/13	Blks	1, 6x (last vs. NC State, 11/12/13)
31 vs. NC Central, 11/8/13	Mins	31 vs. NC Central, 11/8/13

SANDERS' MISCELLANEOUS STATISTICS

Category	2013-14	Career
Double-Figure Scoring Games	1	2
Double-Figure Rebounding Games	0	0
Double-Double Games	0	0
20-Point Scoring Games	0	0
Games Led UC in Scoring	0	0
Games Led UC in Rebounding	0	0
Games Led UC in Assists	0	1
Games With 3+ Assists	1	3
Games With 3+ Blocks	0	0
Games With 3+ Steals	0	0
Games With 3+ Three-Pointers	1	2

GAME-BY-GAME STATISTICS

2013-14 (JUNIOR SEASON)

Opponent	Date	gs	min	Total		3-Pointers		Free throws		Rebounds				pf	a	tlo	blk	stl	pts	avg
				fg	fga	pt	3fg	fga	pt	ft	fta	off	def							
NORTH CAROLINA CENT	11/08/13	31	4-8	500	3-6	.500	2-3	.667	2	2	4	4.0	2	3	0	0	0	13	13.0	
NC STATE	11/12/13	22	1-3	333	0-0	.000	2-2	1.000	2	2	4	4.0	1	0	1	1	1	4	8.5	
Totals		0	53	5-11	.455	3-6	.500	4-5	.800	4	4	8	4.0	3	3	1	1	17	8.5	

SANDERS' CAREER STATISTICS

			Total		3-Point		F-Throws		Rebounds											Scoring	
Season	gp-gs	min/avg	fg-fga	pct	fg-fga	pct	ft-fta	pct	off	def	tot	avg	pf	fo	ast	to	blk	stl	pts	avg	
2011-12	28-0	238/8.5	16-42	.381	7-19	.368	9-18	.500	12	21	33	1.2	11	0	14	13	2	1	48	1.7	
2012-13	34-1	440/12.9	38-103	.369	13-48	.271	17-32	.531	26	45	71	2.1	21	0	26	21	3	11	106	3.1	
2013-14	2-0	53/26.5	5-11	.455	3-6	.500	4-5	.800	4	4	8	4.0	3	0	3	1	1	1	17	8.5	
TOTAL	64-1	731/11.4	59-156	.378	23-73	.315	30-55	.545	42	70	112	1.8	35	0	43	35	6	13	171	2.7	

PLAYER GAME-BY-GAME STATISTICS


15 - JERMAINE SANDERS • F • 6-5 • 210 • JR. • FAR ROCKAWAY, N.J.

2012-13 (SOPHOMORE SEASON)

Opponent	Date	gs	min	Total		3-Pointers		Free throws		Rebounds				pf	a	tlo	blk	stl	pts	avg
				fg-fga	pct	3fg-fga	pct	ft-fa	pct	off	def	tot	avg							
UT MARTIN	11/11/12	14	0-1	.000	0-0	.000	1-2	.500	1	1	2	2.0	0	3	1	0	0	1	1.0	
MISS. VALLEY ST.	11/13/12	13	3-5	.600	0-1	.000	2-3	.667	0	3	3	2.5	0	1	2	0	1	8	4.5	
NORTH CAROLINA A&T	11/18/12	17	1-2	.500	0-1	.000	0-3	.000	1	2	3	2.7	0	1	1	0	0	2	3.7	
CAMPBELL	11/20/12	13	2-3	.667	0-0	.000	0-1	.000	0	2	2	2.5	0	1	1	0	0	4	3.8	
vs Iowa State	11/23/12	19	2-3	.667	2-2	1.000	0-0	.000	1	2	3	2.6	0	2	0	0	0	6	4.2	
vs Oregon	11/24/12	17	2-4	.500	1-1	1.000	2-2	1.000	2	2	4	2.8	0	2	0	0	2	7	4.7	
ALABAMA	12/01/12	9	1-2	.500	0-0	.000	2-2	1.000	0	0	0	2.4	0	0	1	0	0	4	4.6	
UALR	12/6/12	14	2-5	.400	0-1	.000	1-4	.250	2	3	5	2.8	1	3	0	0	2	5	4.6	
UMES	12/8/12	10	1-3	.333	0-1	.000	0-0	.000	0	2	2	2.7	0	0	1	0	0	2	4.3	
at Marshall	12/15/12	13	2-5	.400	0-0	.000	0-0	.000	2	2	4	2.8	2	1	1	0	0	4	4.3	
vs Xavier	12/19/12	4	0-2	.000	0-0	.000	0-0	.000	0	0	0	2.5	0	0	0	0	1	0	3.9	
WRIGHT STATE	12/22/12	6	0-2	.000	0-1	.000	2-2	1.000	1	3	4	2.7	0	0	1	0	0	2	3.8	
NEW MEXICO	12/27/12	5	0-1	.000	0-1	.000	0-0	.000	0	1	1	2.5	2	0	0	0	0	0	3.5	
at PITT	12/31/12	13	0-3	.000	0-1	.000	0-2	.000	0	1	1	2.4	0	1	1	0	1	0	3.2	
ST. JOHN'S	1/5/13	11	1-3	.333	0-1	.000	0-0	.000	0	0	0	2.3	1	0	2	0	0	2	3.1	
NOTRE DAME	1/7/13	16	3-5	.600	2-4	.500	0-0	.000	0	1	1	2.2	0	1	1	0	0	8	3.4	
at Rutgers	1/12/13	15	3-5	.600	1-2	.500	2-2	1.000	2	0	2	2.2	1	0	0	1	0	9	3.8	
at DePaul	01-15-13	19	1-3	.333	0-2	.000	0-1	.000	2	1	3	2.2	1	2	1	0	0	2	3.7	
MARQUETTE	1/19/13	20	2-5	.400	2-4	.500	0-0	.000	1	1	2	2.2	1	1	1	1	1	2	6	3.8
at Syracuse	1/21/13	8	0-2	.000	0-2	.000	0-0	.000	1	2	3	2.3	0	0	0	0	0	0	3.6	
RUTGERS	1/30/13	6	0-1	.000	0-1	.000	0-0	.000	0	2	2	2.2	1	0	0	0	0	0	3.4	
at Seton Hall	2/2/13	9	1-1	1.000	0-0	.000	0-0	.000	0	1	1	2.2	0	0	1	0	0	2	3.4	
at Providence College	2/6/13	10	0-1	.000	0-1	.000	0-0	.000	0	0	0	2.1	2	0	0	0	0	0	3.2	
PITT	2/9/13	17	1-2	.500	1-2	.500	1-2	.500	1	3	4	2.2	0	1	0	0	0	4	3.3	
VILLANOVA	2/12/13	17	2-5	.400	2-4	.500	1-2	.500	2	2	4	2.2	1	1	0	0	0	7	3.4	
GEORGETOWN	2/15/13	17	1-6	.167	0-5	.000	0-0	.000	0	2	2	2.2	2	0	0	0	0	2	3.3	
at UCONN	2/21/13	12	1-1	1.000	0-0	.000	0-0	.000	0	1	1	2.2	1	0	1	0	0	2	3.3	
at Notre Dame	2-24-13	8	0-2	.000	0-1	.000	0-0	.000	0	0	0	2.1	0	1	0	0	0	0	3.2	
UCONN	03/02/13	22	3-4	.750	1-1	1.000	2-2	1.000	3	1	4	2.2	0	0	1	0	2	9	3.4	
at LOUISVILLE	3/4/13	18	0-2	.000	0-1	.000	0-0	.000	1	2	3	2.2	2	2	0	0	0	0	3.3	
USF	3/9/13	17	1-4	.250	0-2	.000	0-0	.000	0	1	1	2.2	0	2	1	0	0	2	3.2	
vs Providence	3/13/13	17	2-7	.286	1-3	.333	1-2	.500	2	0	2	2.2	0	0	1	0	1	6	3.3	
vs Georgetown	3/14/13	12	0-2	.000	0-1	.000	0-0	.000	1	0	1	2.1	2	0	1	0	0	0	3.2	
vs Creighton	3/22/13	2	0-1	.000	0-1	.000	0-0	.000	0	1	1	2.1	1	0	0	0	0	0	3.1	
Totals		1	440	38-103	.369	13-48	.271	17-32	.531	26	45	71	2.1	21	26	21	3	11	106	3.1

2011-12 (FRESHMAN SEASON)

Opponent	Date	gs	min	Total		3-Pointers		Free throws		Rebounds				pf	a	tlo	blk	stl	pts	avg
				fg-fga	pct	3fg-fga	pct	ft-fa	pct	off	def	tot	avg							
ALABAMA STATE	11/13/11	10	0-1	.000	0-0	.000	0-0	.000	0	0	0	0.0	1	0	1	0	0	0	0.0	
JACKSONVILLE STATE	11/15/11	12	3-4	.750	0-0	.000	0-0	.000	1	0	1	0.5	0	1	1	0	0	6	3.0	
PRESBYTERIAN	11/19/11	5	0-0	.000	0-0	.000	0-0	.000	0	0	0	0.3	0	0	0	0	0	0	2.0	
NORTHWESTERN STATE	11/21/11	12	1-1	1.000	0-0	.000	1-3	.333	0	1	1	0.5	0	0	1	0	0	3	2.3	
MARSHALL	11/25/11	5	0-2	.000	0-2	.000	0-1	.000	0	1	1	0.6	0	0	0	0	0	0	1.8	
MIAMI (OHIO)	11/29/11	3	0-0	.000	0-0	.000	1-2	.500	0	1	1	0.7	0	0	0	0	0	1	1.7	
at Georgia	12/02/11	5	0-1	.000	0-1	.000	2-4	.500	0	0	0	0.6	0	0	0	0	0	2	1.7	
at Xavier	12/10/11	2	0-0	.000	0-0	.000	0-0	.000	0	0	0	0.5	0	0	0	0	0	0	1.5	
at Wright State	12/14/11	18	3-3	1.000	3-3	1.000	0-0	.000	1	3	4	0.9	0	1	0	0	1	9	2.3	
RADFORD	12/17/11	22	3-4	.750	2-2	1.000	4-4	1.000	2	1	3	1.1	2	1	1	0	0	12	3.3	
ARKANSAS-PINE BLUFF	12/21/11	25	1-4	.250	0-1	.000	0-0	.000	2	5	7	1.6	0	1	0	0	0	2	3.2	
CHICAGO STATE	12/23/11	17	1-4	.250	1-3	.333	0-0	.000	1	1	2	1.7	1	0	0	0	0	3	3.2	
vs Oklahoma	12/29/11	19	0-5	.000	0-4	.000	0-2	.000	2	1	3	1.8	2	1	1	0	0	0	2.9	
at Pittsburgh	01/01/12	6	0-0	.000	0-0	.000	0-0	.000	0	0	0	1.6	0	0	0	0	1	0	2.7	
NOTRE DAME	01/04/12	2	0-0	.000	0-0	.000	0-0	.000	0	0	0	1.5	0	0	0	0	0	0	2.5	
ST. JOHN'S	01/07/12	11	0-1	.000	0-0	.000	1-2	.500	1	1	2	1.6	1	1	1	0	0	1	2.4	
at Georgetown	01/09/12	5	0-0	.000	0-0	.000	0-0	.000	0	1	1	1.5	0	1	0	0	0	0	2.3	
at Connecticut	1/18/12	6	0-0	.000	0-0	.000	0-0	.000	1	0	1	1.5	1	1	0	0	0	0	2.2	
SYRACUSE	01/23/12	5	0-0	.000	0-0	.000	0-0	.000	0	0	0	1.4	0	2	0	0	0	0	2.1	
at Rutgers	01/28/12	3	0-0	.000	0-0	.000	0-0	.000	0	1	1	1.4	0	0	1	0	0	0	2.0	
at St. John's	2/8/12	13	1-3	.333	0-0	.000	0-0	.000	0	2	2	1.4	2	2	1	0	0	2	2.0	
at Marquette	2/11/12	3	0-2	.000	0-0	.000	0-0	.000	0	1	1	1.4	0	0	0	0	0	0	1.9	
PROVIDENCE	2/15/12	1	0-0	.000	0-0	.000	0-0	.000	0	0	0	1.3	0	0	1	0	0	0	1.8	
LOUISVILLE	02/23/12	4	0-0	.000	0-0	.000	0-0	.000	0	0	0	1.3	0	0	1	0	0	0	1.7	
at Villanova	03/03/12	6	1-3	.333	1-2	.500	0-0	.000	0	0	0	1.2	0	1	0	0	0	3	1.8	
vs Texas	3/16/12	11	1-3	.333	0-1	.000	0-0	.000	1	0	1	1.2	1	1	2	0	0	2	1.8	
vs Florida State	3/18/12	5	1-1	1.000	0-0	.000	0-0	.000	0	1	1	1.2	0	0	1	1	0	2	1.8	
vs Ohio State	3/22/12	2	0-0	.000	0-0	.000	0-0	.000	0	0	0	1.2	0	0	0	0	0	0	1.7	
Totals		0	238	16-42	.381	7-19	.368	9-18	.500	12	21	33	1.2	11	14	13	2	1	48	1.7



SEAN KILPATRICK

R-SR. • G • 6-4 • 210

YONKERS, N.Y.

NOTRE DAME PREP (MASS.)

23

- 2013-14 John R. Wooden Preseason Top 50 selection
- 2013-14 Preseason First Team All-American Conference Selection
- Member of 2013 USA Basketball World University Games Team
- Second Team All-BIG EAST selection (2012 and 2013)
- 2012-13 John R. Wooden Midseason Top 25 selection
- 2012-13 Naismith Award Top 30 selection
- Owns single-season scoring record during Cronin era (577 points in 2012-13)
- One of 11 players in UC history to reach 1,400 career points in third season
- 2010-11 BIG EAST All-Rookie Team selection

2013-14 Season (R-Senior): Recorded a game-high 21 points versus NC State (11/12) ... Scored a team-high 22 points with seven rebounds, four assists and three steals against NC Central (11/8).

Summer 2013: One of 12 players in the nation named to the USA Basketball World University Games Team that competed July 7-16 in Kazan, Russia ... averaged 7.5 points and 2.0 rebounds in eight contests helping the USA to a ninth place finish at the World University Games ... scored a game-high 18 points with four three-pointers, four rebounds and three assists in 24 minutes against United Arab Emirates on July 7.

2012-13 Season (R-Junior): Played in all 34 games with 33 starts, averaging 34.4 minutes ... played in all 18 BIG EAST games with 17 starts, averaging 36.3 minutes ... named second team All-BIG EAST Conference by the league's coaches ... ranked among the BIG EAST leaders in scoring (fifth at 17.0 points) and three-pointers made (fourth at 2.41) ... tied for first among all league players by being recognized by the BIG EAST for his performances seven times (two player of the week awards and five honor roll selections) ... set the school record for most points in a BIG EAST game when he scored a career-high 36 points on 11-of-23 shooting with five three-pointers and 9-of-10 shooting from the free-throw line against Marquette (1/19) ... set the school record for most consecutive free throws without a miss in a game when he was 16 of 16 from the foul line, scored 32 points and had a season-high five steals against Iowa State (11/23) ... poured in 29 points with a career-high eight three-pointers to go with seven rebounds and a season-high five assists against North Carolina A&T (11/18) ... led UC in scoring in 20 games and scored 20 or more points in nine games, including 30-plus points twice... recorded a double-double with 15 points and a career-high

tying 10 rebounds against Campbell (11/20).

2011-12 Season (R-Sophomore): Started all 37 games for UC, averaging 34.5 minutes ... named second team All-BIG EAST Conference by the league's coaches ... led the BIG EAST, averaging 2.49 three-pointers per game ... led the BIG EAST with 92 three-pointers ... led UC and ranked 15th in the league, averaging 14.3 points ... led UC, shooting 37.6 percent from three-point range ... scored in double figures in 29 games ... led UC in scoring in 13 games ... tallied 528 points, the second most in a season during the Mick Cronin era (behind only Deonta Vaughn's 554 points in 2008) ... scored 20 or more points in six games ... made at least one three-pointer in 35 of 37 games ... tallied 15 points with a trio of three-pointers against Ohio State (3/22) in the NCAA tournament east region semifinal ... scored a game-high 18 points with four three-pointers, six rebounds and two steals vs. Florida State (3/18) in the NCAA tournament third round ... recorded 18 points, tying a career high with six three-pointers to go with five assists and five steals vs. Syracuse (3/9) in the BIG EAST Championship semifinal ... scored a team-high 22 points to go with eight rebounds against Providence (2/15) ... made game-winning 3-pointer with 2.5 seconds left at Connecticut (1/18) and produced team-high 16 points with four rebounds and two steals ... poured in 27 points at Georgetown (1/9) ... named BIG EAST Player of the Week on Jan. 2 for performances at Pitt (1/1) and vs. Oklahoma (12/29) ... recorded first career double-double after scoring 17 points and securing career-high 10 rebounds vs. Oklahoma ... scored game-high 21 points and added three boards, two steals and one assist vs. Chicago State (12/23) ... scored team-high 19 points and grabbed five boards in career-high 45 minutes of playing time vs. Marshall (11/25).

KILPATRICK'S SEASON & CAREER HIGHS

2013-14 Season

22 vs. NC Central, 11/8/13	Pts	36 vs. Marquette, 1/19/13
13, 2x (last vs. NC State, 11/12/13)	FG Atts	27 vs. Xavier, 12/19/12
6 vs. NC Central, 11/8/13	FG Made	11 vs. Marquette, 1/19/13
7 vs. NC Central, 11/8/13	3PT-FG Atts	15, 3x (last at Seton Hall, 2/2/13)
3 vs. NC State, 11/12/13	3PT-FG Made	8 vs. N.C. A&T, 11/18/12
7 vs. NC Central, 11/8/13	Rebs	10, 2x (last vs. Campbell, 11/20/12)
4 vs. NC Central, 11/8/13	Assts	6 vs. Texas, 3/16/12
3 vs. NC Central, 11/8/13	Stls	6 vs. Arkansas-Pine Bluff, 12/21/11
0	Blks	2, 2x (last at Pittsburgh, 12/31/12)
34 vs. NC Central, 11/8/13	Mins	45 vs. Marshall, 11/25/11

KILPATRICK'S MISCELLANEOUS STATISTICS

Category	2013-14	Career
Double-Figure Scoring Games	2	79
Double-Figure Rebounding Games	0	2
Double-Double Games	0	2
20-Point Scoring Games	2	20
Games Led UC in Scoring	2	44
Games Led UC in Rebounding	0	10
Games Led UC in Assists	2	24
Games With 3+ Assists	2	36
Games With 3+ Blocks	0	0
Games With 3+ Steals	1	9
Games With 3+ Three-Pointers	1	35

2010-11 Season (R-Freshman): Played in 35 games with one start, averaging 20.6 minutes ... led UC with a .377 three-point shooting percentage (46 of 122) ... ranked second on the team in three-pointers made (46), third in scoring (9.7 points) and fourth in assists (52) ... led the Bearcats in scoring in nine games ... scored in double figures in 17 games ... grabbed four or more rebounds in 13 games ... made 38.7 percent of his three-point attempts (24 of 62) during BIG EAST play, 13th-best in the league ... scored 13 points and grabbed three rebounds vs. Georgetown (3/5) ... recorded 11 points with seven rebounds vs. Connecticut (2/27) ... put up 18 points vs. Louisville (2/16) ... scored a team-high 15 points vs. St. John's (2/13) ... scored a team-high 19 points with five assists at DePaul (2/8) ... scored 16 points at Notre Dame (1/19) ... scored a game-high 18 points on 6-of-10 shooting, including 4 of 5 from three-point range vs. USF (1/12) ... scored 11 points and grabbed three rebounds at Villanova (1/9) ... scored a game-high 14 points in 18 minutes vs. Seton Hall (12/31) ... started first game of career and scored a game-high 21 points vs. St. Francis (12/23) ... scored 10 points and recorded his third consecutive game with four rebounds against Georgia Southern (12/4) ... recorded 26 points and five three-pointers in 28 minutes against Wright State (12/1) ... tied for the team high with 13 points against IPFW (11/20) ... posted game-high 21 points in his collegiate debut vs. Mount St. Mary's (11/15) ... first UC freshman

to score in double figures in his debut since Yancy Gates in 2008-09.

2009-10 Season: Redshirted.

Prior to Cincinnati: Averaged 28.4 points, 7.0 rebounds, and 6.0 assists over four-year prep career at White Plains High School ... finished as the second-leading scorer in White Plains High School history ... a candidate for the McDonald's High School All-American Game ... participated in the Jordan Classic ... a three-time all-state, all-section, all-league, and all-county selection ... helped Notre Dame Prep to a 100-69 win over Apex (N.J.) in the 2009 Big Apple Invitational and was named the game's MVP with 21 points, seven assists, and four steals ... was coached by Ryan Hurd at Notre Dame Prep ... helped ND Prep to Top 10 national ranking.

Personal: Full name is Sean Redell Kilpatrick ... born Jan. 6, 1990 in Yonkers, N.Y. ... son of Regina Williams and Sean Kilpatrick, Sr. ... has one brother, Travis Williams, and one sister, Skye Williams ... majoring in criminal justice ... selected as member of University of Cincinnati's Collegiate 100 Black Men's Honorary and Sigma Sigma Men's Honorary in spring 2012.

KILPATRICK'S CAREER STATISTICS

Season			Total		3-Point		F-Throws		Rebounds											Scoring	
	gp-gs	min/avg	fg-fga	pct	fg-fga	pct	ft-fa	pct	off	def	tot	avg	pf	fo	ast	to	blk	stl	pts	avg	
2010-11	35-1	720/20.6	114-261	.437	46-122	.377	65-90	.722	42	69	111	3.2	45	0	52	43	2	27	339	9.7	
2011-12	37-37	1277/34.5	185-432	.428	92-245	.376	66-88	.750	52	117	169	4.6	49	0	78	56	12	49	528	14.3	
2012-13	34-33	1169/34.4	194-488	.398	82-267	.307	107-145	.738	45	131	176	5.2	42	0	63	67	8	42	577	17.0	
2013-14	2-2	65/32.5	11-26	.423	5-13	.385	16-17	.941	4	4	8	4.0	6	0	7	3	0	5	43	21.5	
TOTAL	108-73	3231/29.9	504-1207	.418	225-647	.348	254-340	.747	143	321	464	4.3	142	0	200	169	22	123	1487	13.8	

PLAYER GAME-BY-GAME STATISTICS

23 - SEAN KILPATRICK • G • 6-4 • 210 • SR. • YONKERS, N.Y.

2013-14 (R-SENIOR SEASON)


Opponent	Date	gs	min	Total		3-Pointers		Free throws		Rebounds				pf	a	t/o	blk	stl	pts	avg	
				fg-fa	pct	3fg-fa	pct	ft-fa	pct	off	def	tot	avg								
NORTH CAROLINA CENT	11/08/13	*	34	6-13	.462	2-7	.286	8-9	.889	3	4	7	7.0	3	4	2	0	3	22	22.0	
NC STATE	11/12/13	*	31	5-13	.385	3-6	.500	8-8	1.000	1	0	1	4.0	3	3	1	0	2	21	21.5	
Totals			2	65	11-26	.423	5-13	.385	16-17	.941	4	4	8	4.0	6	7	3	0	5	43	21.5

2011-12 (R-SOPHOMORE SEASON)

Opponent	Date	gs	min	Total		3-Pointers		Free throws		Rebounds				pf	a	t/o	blk	stl	pts	avg
				fg-fga	pct	3fg-fga	pct	ft-fa	pct	off	def	tot	avg							
ALABAMA STATE	11/13/11 *	30	4-8	500	0-4	.000	5-5	1.000	3	6	9	9.0	2	1	2	0	1	13	13.0	
JACKSONVILLE STATE	11/15/11 *	33	3-7	429	1-1	1.000	2-2	1.000	3	0	3	6.0	0	2	2	0	0	9	11.0	
PRESBYTERIAN	11/19/11 *	37	7-15	467	4-6	.667	1-2	.500	1	2	3	5.0	1	1	0	1	0	19	13.7	
NORTHWESTERN STATE	11/21/11 *	31	5-7	714	2-3	.667	1-1	1.000	3	5	8	5.8	0	3	3	1	1	13	13.5	
MARSHALL	11/25/11 *	45	7-14	500	3-6	.500	2-2	1.000	3	2	5	5.6	3	0	3	0	0	19	14.6	
MIAMI (OHIO)	11/29/11 *	34	4-11	364	2-6	.333	0-0	.000	3	0	3	5.2	1	1	4	1	1	10	13.8	
at Georgia	12/02/11 *	38	7-15	467	4-9	.444	4-5	.800	1	4	5	5.1	1	1	3	0	2	22	15.0	
at Xavier	12/10/11 *	34	3-12	250	1-8	.125	4-6	.667	1	0	1	4.6	3	1	1	0	1	11	14.5	
at Wright State	12/14/11 *	37	7-15	467	6-12	.500	0-0	.000	1	3	4	4.6	2	2	1	0	2	20	15.1	
RADFORD	12/17/11 *	26	7-11	636	2-5	.400	0-0	.000	1	4	5	4.6	1	4	2	1	3	16	15.2	
ARKANSAS-PINE BLUFF	12/21/11 *	30	3-11	273	2-6	.333	4-6	.667	2	2	4	4.5	1	3	3	0	6	12	14.9	
CHICAGO STATE	12/23/11 *	28	7-14	500	4-9	.444	3-4	.750	1	2	3	4.4	0	1	0	1	2	21	15.4	
vs Oklahoma	12/29/11 *	39	6-16	375	4-11	.364	1-2	.500	2	8	10	4.8	1	1	2	2	2	17	15.5	
at Pittsburgh	01/01/12 *	35	7-18	389	5-11	.455	0-1	.000	2	4	6	4.9	1	3	1	0	2	19	15.8	
NOTRE DAME	01/04/12 *	30	4-10	400	1-6	.167	0-0	.000	1	5	6	5.0	2	3	1	0	1	9	15.3	
ST. JOHN'S	01/07/12 *	34	7-21	333	4-15	.267	3-3	1.000	2	4	6	5.1	0	1	0	0	1	21	15.7	
at Georgetown	01/09/12 *	37	10-16	625	3-5	.600	4-5	.800	1	1	2	4.9	3	0	1	0	4	27	16.4	
VILLANOVA	01/14/12 *	32	4-7	571	2-3	.667	4-5	.800	0	2	2	4.7	1	0	1	0	0	14	16.2	
at Connecticut	1/18/12 *	37	5-15	333	4-9	.444	2-4	.500	0	4	4	4.7	3	0	0	0	2	16	16.2	
at West Virginia	1/21/12 *	36	4-11	364	2-7	.286	2-3	.667	1	4	5	4.7	0	1	3	0	0	12	16.0	
SYRACUSE	01/23/12 *	32	3-8	375	2-5	.400	0-0	.000	2	7	9	4.9	3	4	0	0	0	8	15.6	
at Rutgers	01/28/12 *	33	4-12	333	3-8	.375	0-0	.000	1	2	3	4.8	0	0	2	0	1	11	15.4	
DEPAUL	02/04/12 *	37	6-12	500	2-6	.333	2-4	.500	1	4	5	4.8	1	4	1	0	0	16	15.4	
at St. John's	2/8/12 *	30	5-10	500	3-6	.500	1-2	.500	2	6	8	5.0	1	4	3	0	1	14	15.4	
at Marquette	2/11/12 *	27	2-6	333	2-3	.667	1-2	.500	3	3	6	5.0	1	2	1	0	0	7	15.0	
PROVIDENCE	2/15/12 *	37	6-15	400	3-10	.300	7-8	.875	2	6	8	5.1	4	3	1	0	2	22	15.3	
SETON HALL	02/18/12 *	35	3-8	375	1-5	.200	0-0	.000	2	2	4	5.1	0	3	2	1	0	7	15.0	
LOUISVILLE	02/23/12 *	36	4-11	364	2-7	.286	2-2	1.000	1	2	3	5.0	1	4	0	1	0	12	14.9	
at USF	2/26/12 *	32	6-14	429	0-4	.000	1-1	1.000	1	1	2	4.9	1	3	1	0	0	13	14.8	
MARQUETTE	02/29/12 *	36	4-12	333	1-7	.143	0-1	.000	1	1	2	4.8	0	4	1	0	2	9	14.6	
at Villanova	03/03/12 *	37	5-13	385	1-6	.167	2-3	.667	1	3	4	4.8	1	3	1	0	0	13	14.6	
vs GEORGETOWN	3/8/12 *	40	4-10	400	1-6	.167	3-3	1.000	1	3	4	4.8	0	0	2	1	2	12	14.5	
vs Syracuse	3/9/12 *	38	6-10	600	6-9	.667	0-0	.000	1	2	3	4.7	1	5	3	0	5	18	14.6	
vs Louisville	3/10/12 *	33	2-9	222	1-4	.250	0-0	.000	1	2	3	4.6	1	2	0	1	1	5	14.3	
vs Texas	3/16/12 *	38	3-7	429	1-3	.333	1-2	.500	0	4	4	4.6	0	6	0	1	2	8	14.1	
vs Florida State	3/18/12 *	37	5-9	556	4-6	.667	4-4	1.000	0	6	6	4.7	2	0	2	0	2	18	14.3	
vs Ohio State	3/22/12 *	36	6-12	500	3-8	.375	0-0	.000	0	1	1	4.6	2	2	3	0	0	15	14.3	
Totals		37	1277	185-432	428	92-245	.376	66-88	.750	52	117	169	4.6	49	78	56	12	49	528	14.3

2012-13 (R-JUNIOR SEASON)

Opponent	Date	gs	min	Total		3-Pointers		Free throws		Rebounds				pf	a	t/o	blk	stl	pts	avg
				fg-fga	pct	3fg-fga	pct	ft-fa	pct	off	def	tot	avg							
UT MARTIN	11/11/12	*	23	5-11	.455	1-5	.200	3-5	.600	1	2	3	3.0	0	1	3	0	1	14	14.0
MISS. VALLEY ST.	11/13/12	*	25	9-12	.750	2-3	.667	0-0	.000	1	6	7	5.0	0	1	2	0	1	20	17.0
NORTH CAROLINA A&T	11/18/12	*	26	10-15	.667	8-12	.667	1-4	.250	1	6	7	5.7	0	5	0	0	2	29	21.0
CAMPBELL	11/20/12	*	34	6-18	.333	2-9	.222	1-4	.250	4	6	10	6.8	1	3	1	1	1	15	19.5
vs Iowa State	11/23/12	*	37	7-14	.500	2-6	.333	16-16	1.000	0	5	5	6.4	0	3	4	0	5	32	22.0
vs Oregon	11/24/12	*	35	4-11	.364	3-8	.375	5-8	.625	3	5	8	6.7	1	3	5	0	2	16	21.0
ALABAMA	12/01/12	*	36	4-11	.364	1-3	.333	4-5	.800	3	2	5	6.4	3	2	1	0	1	13	19.9
UALR	12/6/12	*	27	7-16	.438	2-4	.500	2-4	.500	2	4	6	6.4	1	2	5	0	2	18	19.6
UMES	12/8/12	*	24	10-15	.667	2-7	.286	1-1	1.000	1	3	4	6.1	1	1	1	1	1	23	20.0
at Marshall	12/15/12	*	35	5-15	.333	2-8	.250	1-2	.500	3	3	6	6.1	0	2	2	0	2	13	19.3
vs Xavier	12/19/12	*	35	10-27	.370	2-10	.200	3-5	.600	3	4	7	6.2	1	0	2	1	4	25	19.8
WRIGHT STATE	12/22/12	*	35	5-9	.556	2-6	.333	0-0	.000	0	6	6	6.2	0	4	2	0	0	12	19.2
NEW MEXICO	12/27/12	*	34	5-22	.227	4-13	.308	1-2	.500	2	2	4	6.0	1	2	0	0	1	15	18.8
at PITT	12/31/12	*	27	3-8	.375	1-5	.200	9-11	.818	1	3	4	5.9	2	0	1	2	0	16	18.6
ST. JOHN'S	1/5/13	*	37	3-14	.214	0-5	.000	1-1	1.000	1	4	5	5.8	2	2	3	0	1	7	17.9
NOTRE DAME	1/12/13	*	33	6-11	.545	3-6	.500	0-0	.000	1	3	4	5.7	1	1	1	0	0	15	17.7
at Rutgers	1/21/13	*	36	3-12	.250	1-7	.143	3-6	.500	1	0	1	5.4	1	1	1	0	0	10	17.2
at DePaul	01-15-13	*	31	4-7	.571	3-4	.750	7-10	.700	0	6	6	5.4	0	3	2	1	1	18	17.3
MARQUETTE	1/19/13	*	41	11-23	.478	5-14	.357	9-10	.900	1	3	4	5.4	1	0	2	1	0	36	18.3
at Syracuse	1/21/13	*	39	6-16	.375	6-15	.400	3-3	1.000	0	5	5	5.4	2	2	1	0	1	21	18.4
RUTGERS	1/30/13	*	39	5-13	.385	3-8	.375	6-8	.750	0	6	6	5.4	2	4	3	0	2	19	18.4
at Seton Hall	2/2/13	*	36	8-19	.421	5-15	.333	0-1	.000	2	5	7	5.5	2	1	1	0	2	21	18.5
at Providence College	2/6/13	*	33	5-14	.357	1-8	.125	2-3	.667	1	1	2	5.3	1	1	3	0	2	13	18.3
PITT	2/9/13	*	37	5-15	.333	2-9	.222	4-6	.667	1	3	4	5.3	4	1	5	0	1	16	18.2
VILLANOVA	2/12/13	*	35	6-12	.500	4-10	.400	3-3	1.000	1	7	8	5.4	0	2	1	0	1	19	18.2
GEORGETOWN	2/15/13	*	38	3-13	.231	1-7	.143	5-6	.833	1	5	6	5.4	2	4	2	0	0	12	18.0
at UCONN	2/21/13	*	34	6-16	.375	3-8	.375	3-4	.750	2	5	7	5.4	3	0	2	0	0	18	18.0
at Notre Dame	2-24-13	*	37	3-13	.231	0-3	.000	0-0	.000	1	1	2	5.3	2	1	0	0	1	6	17.6
UCONN	03/02/13	*	39	7-16	.438	4-13	.308	2-2	1.000	0	5	5	5.3	1	3	0	1	3	20	17.7
at LOUISVILLE	3/4/13	*	39	3-15	.200	1-9	.111	5-6	.833	4	1	5	5.3	1	1	2	0	0	12	17.5
USF	3/9/13	*	42	5-11	.455	2-7	.286	1-1	1.000	1	4	5	5.3	1	1	3	0	1	13	17.3
vs Providence	3/13/13	*	35	6-16	.375	2-6	.333	3-4	.750	0	4	4	5.3	1	1	2	0	1	17	17.3
vs Georgetown	3/14/13	*	37	2-12	.167	0-8	.000	0-0	.000	1	4	5	5.2	1	3	2	0	1	4	16.9
vs Creighton	3/22/13	*	38	7-16	.438	2-6	.333	3-4	.750	1	2	3	5.2	3	2	2	0	1	19	17.0
Totals			33	1169	194-488	.398	82-267	.307	107-145	.738	45	131	176	5.2	42	63	67	42	577	17.0



KEVIN JOHNSON

FR. • G • 6-2 • 175
CINCINNATI, OHIO
SUMMIT COUNTRY DAY

25

Prior to Cincinnati: Averaged 21 points and 5 rebounds as a senior at Summit Country Day, helping the Silver Knights to a 25-1 record and second-place regional finish ... guided his team to a 26-1 record and the school's first Division III state crown as a junior while averaging 14.1 points, 6.6 rebounds and 2.8 assists for the Silver Knights ... earned most valuable player award in 2012 state championship game tabbed co-player of the year as a junior and senior ... earned co-Mr. Basketball accolades as a senior ... selected as a Top 150 prospect and Top 30 shooting guard

by Rivals.com ... coached by Michael Bradley.

Personal: Kevin Anatwon-Devon Johnson ... born June 11, 1995 ... son of Katrice Rosser-Johnson and Kevin Johnson Sr. ... majoring in communications.

JOHNSON'S SEASON & CAREER HIGHS

2013-14 Season		Career
0	Pts	0
5 vs. NC Central, 11/8/13	FG Atts	5 vs. NC Central, 11/8/13
0	FG Made	0
2 vs. NC Central, 11/8/13	3PT-FG Atts	2 vs. NC Central, 11/8/13
0	3PT-FG Made	0
2 vs. NC Central, 11/8/13	Rebs	2 vs. NC Central, 11/8/13
0	Assts	0
0	Stls	0
0	Blks	0
9 vs. NC Central, 11/8/13	Mins	9 vs. NC Central, 11/8/13

JOHNSON'S MISCELLANEOUS STATISTICS

Category	2013-14	Career
Double-Figure Scoring Games	0	0
Double-Figure Rebounding Games	0	0
Double-Double Games	0	0
20-Point Scoring Games	0	0
Games Led UC in Scoring	0	0
Games Led UC in Rebounding	0	0
Games Led UC in Assists	0	0
Games With 3+ Assists	0	0
Games With 3+ Blocks	0	0
Games With 3+ Steals	0	0
Games With 3+ Three-Pointers	0	0


GAME-BY-GAME STATISTICS

2013-14 (FRESHMAN SEASON)

Opponent	Date	gs	min	Total		3-Pointers		Free throws		Rebounds				pf				pts	avg
				fg-fga	pct	3fg-fga	pct	ft-fa	pct	off	def	tot	avg	a	t/o	blk	stl		
NORTH CAROLINA CENT	11/08/13	9	0-5	.000	0-2	.000	0-0	.000	2	0	2	2.0	1	0	0	0	0	0	0.0
NC STATE	11/12/13	5	0-3	.000	0-1	.000	0-0	.000	0	0	0	1.0	2	0	1	0	0	0	0.0
Totals		0	14	0-8	.000	0-3	.000	0-0	.000	2	0	2	1.0	3	0	1	0	0	0.0

JOHNSON'S CAREER STATISTICS

			Total		3-Point		F-Throws		Rebounds											Scoring	
Season	gp-gs	min/avg	fg-fga	pct	fg-fga	pct	ft-fa	pct	off	def	tot	avg	pf	fo	ast	to	blk	stl	pts	avg	
2013-14	2-0	14/7.0	0-8	.000	0-3	.000	0-0	.000	2	0	2	1.0	3	0	0	1	0	0	0	0.0	
TOTAL	2-0	14/7.0	0-8	.000	0-3	.000	0-0	.000	2	0	2	1.0	3	0	0	1	0	0	0	0.0	



DAVID NYARSUK

SR. • C • 7-1 • 250

JUBA, SOUTH SUDAN

MOUNTAIN STATE UNIVERSITY (W.VA.)

33

Pronunciation: Nahr-SOOK

2012-13 Season (Junior): Played in 33 games with two starts, averaging 11.3 minutes ... shot 59.1 percent (39 of 66) from the field for the season ... finished third on the team in blocks with 29 ... scored a career-high 12 points on 5-of-6 shooting to go with a career-high six rebounds against Arkansas-Little Rock (12/6) ... had a career-high five blocks against North Carolina A&T (11/18) ... had six points with three rebounds in 19 minutes in his BIG EAST debut at Pittsburgh (12/31) ... had six points, six rebounds and two blocks in 17 minutes against Connecticut (3/2).

Prior to Cincinnati: Played two seasons at Mountain State University, an NAIA school in Beckley, W.Va. ... helped guide the Cougars to the 2011 NAIA Division I national championship game, the 2012 national semifinals and a 59-15 combined record ... ranked second in the nation in blocks as a freshman (97) and sophomore (102) while averaging 10.2 points, 8.0 rebounds and 2.8 blocks during his two seasons ... averaged 9.8 points, 8.1 rebounds and 2.9 blocks while shooting 55.7 percent

from the field and recording eight double-doubles during the 2011-12 season ... helped the Cougars finish the 2011-12 season ranked fourth in the final coaches' Top 25 poll ... ranked as the 19th-best center in the 2010 recruiting class according to ESPN ... attended Mountain State Academy, also in Beckley, W.Va., where he averaged 10 points, 10 rebounds and four blocks during the 2009-10 season ... averaged 10.1 points, 9.5 rebounds and 2.9 blocks at The Patterson School in Lenoir, N.C. during the 2008-09 campaign.

Personal: David Hillary Nyarsuk ... born Feb. 5, 1991 in Juba, South Sudan ... son of Hillary Modi and Catrina Andria ... has four sisters and two brothers ... tallest player in UC history ... majoring in criminal justice.

GAME-BY-GAME STATISTICS

2013-14 (SENIOR SEASON)

Opponent	Date	gs	min	Total fg-fga	pct	3-Pointers 3fg-fga	pct	Free throws ft-fa	pct	Rebounds off def tot	avg	pf	a	t/o	blk	stl	pts	avg
NORTH CAROLINA CENT	11/08/13	1	0-0	.000	0-0	.000	0-0	.000	0	0	0	0.0	0	0	1	0	0	0.0
NC STATE	11/12/13	3	0-0	.000	0-0	.000	0-0	.000	1	0	1	0.5	0	0	1	0	0	0.0
Totals		0	4	0-0	.000	0-0	.000	0-0	.000	1	0	1	0.5	0	0	2	0	0.0

NYARSUK'S SEASON & CAREER HIGHS

2013-14 Season

0	Pts	12 vs. Arkansas Little-Rock, 12/6/12
0	FG Atts	6, 3x (last vs. Arkansas Little-Rock, 12/6/12)
0	FG Made	5 vs. Arkansas-Little Rock, 12/6/12
0	3PT-FG Atts	0
0	3PT-FG Made	0
1 vs. NC State, 11/12/13	Rebs	6, 4x (last vs. UConn, 3/2/13)
0	Assts	2 at UConn, 2/21/13
0	Stls	1, 2x (last vs. Notre Dame, 1/7/13)
0	Blks	5 vs. N.C. A&T, 11/18/12
3 vs. NC State, 11/12/13	Mins	24 vs. UT Martin, 11/11/12

NYARSUK'S MISCELLANEOUS STATISTICS

Category	2013-14	Career
Double-Figure Scoring Games	0	1
Double-Figure Rebounding Games	0	0
Double-Double Games	0	0
20-Point Scoring Games	0	0
Games Led UC in Scoring	0	0
Games Led UC in Rebounding	0	0
Games Led UC in Assists	0	0
Games With 3+ Assists	0	0
Games With 3+ Blocks	0	4
Games With 3+ Steals	0	0
Games With 3+ Three-Pointers	0	0

GAME-BY-GAME STATISTICS

2012-13 (JUNIOR SEASON)

Opponent	Date	gs	min	Total		3-Pointers		Free throws		Rebounds										
				fg-fga	pct	3fg-fga	pct	ft-fa	pct	off	def	tot	avg	pf	a	t/o	blk	stl	pts	avg
UT MARTIN	11/11/12	24	4-6	.667	0-0	.000	1-1	1.000	1	5	6	6.0	2	0	0	2	0	0	9	9.0
MISS. VALLEY ST.	11/13/12	13	3-5	.600	0-0	.000	2-4	.500	2	1	3	4.5	2	0	1	0	0	8	8.5	
NORTH CAROLINA A&T	11/18/12	12	3-3	1.000	0-0	.000	0-0	.000	2	4	6	5.0	0	1	3	5	0	0	6	7.7
CAMPBELL	11/20/12	19	3-6	.500	0-0	.000	0-0	.000	1	3	4	4.8	1	0	1	0	1	1	6	7.3
vs Iowa State	11/23/12	23	2-3	.667	0-0	.000	1-2	.500	3	2	5	4.8	2	1	0	1	0	0	5	6.7
vs Oregon	11/24/12	11	0-1	.000	0-0	.000	0-0	.000	2	3	5	4.8	5	0	1	0	0	0	0	5.6
ALABAMA	12/01/12	10	0-2	.000	0-0	.000	0-0	.000	2	1	3	4.6	0	0	0	0	0	0	0	4.9
UALR	12/6/12	17	5-6	.833	0-0	.000	2-3	.667	2	4	6	4.8	4	0	2	1	0	12	5.8	
UMES	12/8/12	16	2-3	.667	0-0	.000	0-0	.000	1	1	2	4.4	3	0	3	2	0	4	5.6	
at Marshall	12/15/12	16	2-3	.667	0-0	.000	0-0	.000	2	3	5	4.5	3	0	2	1	0	4	5.4	
vs Xavier	12/19/12	10	0-0	.000	0-0	.000	0-0	.000	1	1	2	4.3	0	0	1	1	0	0	0	4.9
WRIGHT STATE	12/22/12	10	1-4	.250	0-0	.000	0-0	.000	1	1	2	4.1	2	0	0	4	0	2	4	4.7
NEW MEXICO	12/27/12	9	1-1	1.000	0-0	.000	0-0	.000	0	0	0	3.8	1	0	0	0	0	0	2	4.5
at PITT	12/31/12	19	3-3	1.000	0-0	.000	0-0	.000	3	0	3	3.7	2	0	0	0	0	0	6	4.6
ST. JOHNS	1/5/13	6	0-1	.000	0-0	.000	0-0	.000	0	0	0	3.5	0	0	0	0	1	0	0	4.3
NOTRE DAME	1/7/13	10	2-2	1.000	0-0	.000	0-0	.000	0	3	3	3.4	1	0	1	0	1	4	4.3	
at Rutgers	1/12/13	6	0-1	.000	0-0	.000	0-0	.000	0	2	2	3.4	0	0	0	0	0	0	0	4.0
at DePaul	01-15-13	18	1-1	1.000	0-0	.000	0-0	.000	2	1	3	3.3	1	1	1	3	0	2	3.9	
MARQUETTE	1/19/13	18	1-4	.250	0-0	.000	0-2	.000	1	1	2	3.3	5	1	1	4	0	2	3.8	
at Syracuse	1/21/13	7	0-1	.000	0-0	.000	0-0	.000	0	0	0	3.1	1	0	0	0	0	0	0	3.6
RUTGERS	1/30/13	2	0-0	.000	0-0	.000	0-0	.000	0	0	0	3.0	0	0	1	0	0	0	0	3.4
at Seton Hall	2/2/13	7	0-0	.000	0-0	.000	2-3	.667	1	1	2	2.9	0	0	0	0	0	0	2	3.4
at Providence College	2/6/13	6	1-1	1.000	0-0	.000	0-0	.000	0	0	0	2.8	1	0	0	0	0	0	2	3.3
PITT	2/9/13	13	0-0	.000	0-0	.000	0-0	.000	0	3	3	2.8	0	1	0	1	0	0	0	3.2
VILLANOVA	2/12/13	4	0-0	.000	0-0	.000	0-0	.000	0	0	0	2.7	2	0	0	0	0	0	0	3.0
GEORGETOWN	2/15/13	3	1-1	1.000	0-0	.000	0-0	.000	0	0	0	2.6	0	0	0	0	0	0	2	3.0
at UCONN	2/21/13	13	0-0	.000	0-0	.000	0-0	.000	1	1	2	2.6	1	2	0	0	0	0	0	2.9
at Notre Dame	2-24-13	8	0-1	.000	0-0	.000	0-0	.000	0	1	1	2.5	2	0	0	0	0	0	0	2.8
UCONN	03/02/13	17	3-5	.600	0-0	.000	0-0	.000	5	1	6	2.6	5	0	2	2	0	6	2.9	
at LOUISVILLE	3/4/13	15	1-2	.500	0-0	.000	0-0	.000	2	3	5	2.7	2	0	0	0	0	0	2	2.9
USF	3/9/13	6	0-0	.000	0-0	.000	0-0	.000	0	0	0	2.6	1	0	1	0	0	0	0	2.8
vs Georgetown	3/14/13	2	0-0	.000	0-0	.000	0-0	.000	0	0	0	2.5	1	0	1	0	0	0	0	2.7
vs Creighton	3/22/13	3	0-0	.000	0-0	.000	0-0	.000	0	0	0	2.5	1	0	0	0	0	0	0	2.6
Totals		2	373	39-66	.591	0-0	.000	8-15	.533	35	46	81	2.5	51	7	22	29	2	86	2.6

NYARSUK'S CAREER STATISTICS

			Total		3-Point		F-Throws		Rebounds										Scoring	
Season	gp-gs	min/avg	fg-fga	pct	fg-fga	pct	ft-fa	pct	off	def	tot	avg	pf	fo	ast	to	blk	stl	pts	avg
2012-13	33-2	373/11.3	39-66	.591	0-0	.000	8-15	.533	35	46	81	2.5	51	3	7	22	29	2	86	2.6
2013-14	2-0	4/2.0	0-0	.000	0-0	.000	0-0	.000	1	0	1	0.5	0	0	0	2	0	0	0	0.0
TOTAL	35-2	377/10.8	39-66	.591	0-0	.000	8-15	.533	36	46	82	2.3	51	3	7	24	29	2	86	2.5



ZACK TOBLER

FR. • F • 6-5 • 215
FORT MITCHELL, KY.
COVINGTON CATHOLIC

45

Prior to Cincinnati: Averaged 14 points and eight rebounds as a senior at Covington Catholic High School, helping the Colonels to a 27-7 record and the district championship and second-place region finish ... scored 36 points in a game his junior season – the fourth most in school history for a single game ... coached in basketball by Scott Ruthsatz ... played goalie on the school's lacrosse team his junior and senior seasons.

Personal: Zachary Matthew Tobler ... born Oct. 22, 1994 in Fort Mitchell, Ky. ... son of Liz and Matt Tobler ... has one brother (Jordan) and one sister (Lauren) ... majoring in business economics.

TOBLER'S SEASON & CAREER HIGHS

2013-14 Season		Career
0	Pts	0
0	FG Atts	0
0	FG Made	0
0	3PT-FG Atts	0
0	3PT-FG Made	0
0	Rebs	0
0	Assts	0
0	Stls	0
0	Blks	0
0	Mins	0

TOBLER'S MISCELLANEOUS STATISTICS

Category	2013-14	Career
Double-Figure Scoring Games	0	0
Double-Figure Rebounding Games	0	0
Double-Double Games	0	0
20-Point Scoring Games	0	0
Games Led UC in Scoring	0	0
Games Led UC in Rebounding	0	0
Games Led UC in Assists	0	0
Games With 3+ Assists	0	0
Games With 3+ Blocks	0	0
Games With 3+ Steals	0	0
Games With 3+ Three-Pointers	0	0

GAME-BY-GAME STATISTICS

2013-14 (FRESHMAN SEASON)

TOBLER'S CAREER STATISTICS

2012-13 OVERALL STATISTICS

Player	GP-GS	Min-Avg	FG	FGA	Pct	3FG	FGA	Pct	FT	FTA	Pct	Off	Def	Tot	Avg	PF	FO	A	TO	Blk	Stl	Pts	Avg
KILPATRICK, Sean	34-33	1169-34.4	194	488	.398	82	267	.307	107	145	.738	45	131	176	5.2	42	0	63	67	8	42	577	17.0
WRIGHT, Cashmere	33-33	977-29.6	140	354	.395	73	202	.361	65	81	.802	15	65	80	2.4	53	0	106	60	1	52	418	12.7
PARKER, JaQuon	34-34	1019-30.0	127	310	.410	40	100	.400	78	144	.542	71	91	162	4.8	68	0	55	54	1	25	372	10.9
RUBLES, Titus	34-12	740-21.8	66	195	.338	4	43	.093	64	97	.660	58	141	199	5.9	78	1	67	64	9	38	200	5.9
DAVIS III, Jeremiah	4-0	43-10.8	7	18	.389	3	9	.333	5	6	.833	1	9	10	2.5	6	0	5	4	0	0	22	5.5
MBODJ, Cheikh	34-32	715-21.0	59	127	.465	0	2	.000	54	79	.684	70	89	159	4.7	117	5	8	29	90	6	172	5.1
JACKSON, Justin	30-22	564-18.8	46	110	.418	1	11	.091	22	43	.512	49	103	152	5.1	78	6	44	54	41	29	115	3.8
SANDERS, Jermaine	34-1	440-12.9	38	103	.369	13	48	.271	17	32	.531	26	45	71	2.1	21	0	26	21	3	11	106	3.1
THOMAS, Shaquille	33-0	356-10.8	42	101	.416	3	8	.375	13	27	.481	30	41	71	2.2	22	0	16	19	6	17	100	3.0
NYARSUK, David	33-2	373-11.3	39	66	.591	0	0	.000	8	15	.533	35	46	81	2.5	51	3	7	22	29	2	86	2.6
GUYN, Ge'Lawn	33-0	335-10.2	27	73	.370	11	38	.289	15	18	.833	2	24	26	0.8	44	0	14	18	5	11	80	2.4
GAINES, Kelvin	22-0	131-6.0	5	14	.357	0	0	.000	1	7	.143	14	17	31	1.4	24	0	1	9	15	5	11	0.5
EPPENSTEINER, Alex	7-1	13-1.9	1	4	.250	0	1	.000	1	2	.500	0	1	1	0.1	0	0	3	0	0	2	3	0.4
TEAM												72	60	132	3.9	2			11			0	
Total	34		791	1963	.403	230	729	.316	450	696	.647	488	863	1351	39.7	606	15	415	432	208	240	2262	66.5
Opponents	34		716	1851	.387	171	562	.304	403	606	.665	367	772	1139	33.5	616	-	385	452	108	196	2006	59.0

2012-13 BIG EAST CONFERENCE STATISTICS

Player	GP-GS	Min-Avg	FG	FGA	Pct	3FG	FGA	Pct	FT	FTA	Pct	Off	Def	Tot	Avg	PF	FO	A	TO	Blk	Stl	Pts	Avg
KILPATRICK, Sean	18-17	653-36.3	92	248	.371	45	153	.294	63	81	.778	19	67	86	4.8	28	0	28	33	5	16	292	16.2
WRIGHT, Cashmere	17-17	532-31.3	64	190	.337	31	113	.274	42	50	.840	8	31	39	2.3	32	0	47	30	0	21	201	11.8
PARKER, JaQuon	18-18	585-32.5	65	159	.409	18	51	.353	44	86	.512	40	48	88	4.9	39	0	26	38	0	9	192	10.7
RUBLES, Titus	18-9	413-22.9	26	87	.299	3	19	.158	40	60	.667	35	75	110	6.1	42	1	35	33	4	16	95	5.3
MBODJ, Cheikh	18-16	402-22.3	29	68	.426	0	2	.000	33	47	.702	34	44	78	4.3	63	3	5	16	47	3	91	5.1
JACKSON, Justin	14-9	255-18.2	17	40	.425	0	0	.000	15	27	.556	22	40	62	4.4	39	4	19	25	19	6	49	3.5
SANDERS, Jermaine	18-1	255-14.2	20	55	.364	9	34	.265	6	11	.545	13	21	34	1.9	13	0	12	10	2	5	55	3.1
GUYN, Ge'Lawn	17-0	167-9.8	13	39	.333	7	22	.318	9	10	.900	1	12	13	0.8	20	0	4	8	3	4	42	2.5
THOMAS, Shaquille	18-0	150-8.3	13	36	.361	2	4	.500	3	6	.500	9	15	24	1.3	8	0	4	6	3	8	31	1.7
NYARSUK, David	18-2	178-9.9	13	23	.565	0	0	.000	2	5	.400	15	17	32	1.8	24	2	5	7	11	1	28	1.6
GAINES, Kelvin	14-0	83-5.9	3	9	.333	0	0	.000	1	3	.333	8	11	19	1.4	14	0	1	7	5	4	7	0.5
EPPENSTEINER, Alex	1-1	2-2.0	0	0	.000	0	0	.000	0	0	.000	0	0	0	0.0	0	0	1	0	0	0	0	0.0
TEAM												29	37	66	3.7	1			8			0	
Total	18		355	954	.372	115	398	.289	258	386	.668	233	418	651	36.2	323	10	187	221	99	93	1083	60.2
Opponents	18		392	934	.420	84	281	.299	218	311	.701	170	412	582	32.3	328	-	208	204	57	95	1086	60.3

2012-13 NCAA TOURNAMENT STATISTICS

Player	GP-GS	Min-Avg	FG	FGA	Pct	3FG	FGA	Pct	FT	FTA	Pct	Off	Def	Tot	Avg	PF	FO	A	TO	Blk	Stl	Pts	Avg
KILPATRICK, Sean	1-1	38-38.0	7	16	.438	2	6	.333	3	4	.750	1	2	3	3.0	3	0	2	2	0	1	19	19.0
WRIGHT, Cashmere	1-1	35-35.0	6	14	.429	3	7	.429	0	1	.000	0	4	4	4.0	0	0	6	0	0	0	15	15.0
THOMAS, Shaquille	1-0	23-23.0	6	9	.667	0	0	.000	0	3	.000	2	2	4	4.0	3	0	0	1	0	1	12	12.0
RUBLES, Titus	1-1	30-30.0	5	12	.417	0	3	.000	1	1	1.000	3	5	8	8.0	2	0	2	2	1	4	11	11.0
MBODJ, Cheikh	1-1	19-19.0	1	4	.250	0	0	.000	0	0	.000	3	0	3	3.0	3	0	0	1	1	0	2	2.0
JACKSON, Justin	1-0	22-22.0	1	3	.333	0	0	.000	0	0	.000	1	3	4	4.0	5	1	0	3	2	2	2	2.0
GUYN, Ge'Lawn	1-0	3-3.0	1	2	.500	0	1	.000	0	0	.000	0	0	0	0.0	1	0	0	0	0	0	2	2.0
SANDERS, Jermaine	1-0	2-2.0	0	1	.000	0	1	.000	0	0	.000	0	1	1	1.0	1	0	0	0	0	0	0	0.0
NYARSUK, David	1-0	3-3.0	0	0	.000	0	0	.000	0	0	.000	0	0	0	0.0	1	0	0	0	0	0	0	0.0
PARKER, JaQuon	1-1	25-25.0	0	3	.000	0	2	.000	0	0	.000	1	0	1	1.0	2	0	2	0	0	1	0	0.0
TEAM												3	0	3	3.0	1			0			0	
Total	1		27	64	.422	5	20	.250	4	9	.444	14	17	31	31.0	22	1	12	9	4	9	63	63.0
Opponents	1		19	42	.452	7	15	.467	22	25	.880	7	25	32	32.0	11	-	16	16	2	2	67	67.0

RECORD:	OVERALL	HOME	AWAY	NEUTRAL	SCORE BY PDS:	1	2	OT	TOTAL
All Games	22-12	13-5	5-5	4-2	Cincinnati	1047	1182	33	2262
BIG EAST	9-9	5-4	4-5	0-0	Opponents	908	1068	30	2006
Nonconference	13-3	8-1	1-0	4-2					

NON-RETURNING PLAYER CAREER STATISTICS

ALEX EPPENSTEINER'S CAREER STATISTICS

			Total		3-Point		F-Throws		Rebounds											Scoring	
Season	gp-gs	min/avg	fg-fga	pct	fg-fga	pct	ft-fga	pct	off	def	tot	avg	pf	fo	ast	to	blk	stl	pts	avg	
2009-10	6-0	10/1.7	0-3	.000	0-1	.000	0-2	.000	0	0	0	0.0	1	0	2	1	0	0	0	0.0	
2010-11	7-0	10/1.4	1-2	.500	0-0	.000	2-2	1.000	0	0	0	0.0	0	0	0	0	0	1	4	0.6	
2011-12	8-0	17/2.1	2-4	.500	1-2	.500	1-2	.500	0	2	2	0.3	4	0	2	2	0	0	6	0.8	
2012-13	7-1	13/1.9	1-4	.250	0-1	.000	1-2	.500	0	1	1	0.1	0	0	3	0	0	2	3	0.4	
TOTAL	28-1	50/1.8	4-13	.308	1-4	.250	4-8	.500	0	3	3	0.1	5	0	7	3	0	3	13	0.5	

KELVIN GAINES' CAREER STATISTICS

			Total		3-Point		F-Throws		Rebounds											Scoring	
Season	gp-gs	min/avg	fg-fga	pct	fg-fga	pct	ft-fa	pct	off	def	tot	avg	pf	fo	ast	to	blk	stl	pts	avg	
2011-12	17-1	145/8.5	6-15	.400	0-0	.000	2-6	.333	11	27	38	2.2	27	1	2	8	23	5	14	0.8	
2012-13	22-0	131/6.0	5-14	.357	0-0	.000	1-7	.143	14	17	31	1.4	24	0	1	9	15	5	11	0.5	
TOTAL	39-1	276/7.1	11-29	.379	0-0	.000	3-13	.231	25	44	69	1.8	51	1	3	17	38	10	25	0.6	

CHEIKH MBODJ'S CAREER STATISTICS

			Total		3-Point		F-Throws		Rebounds											Scoring	
Season	gp-gs	min/avg	fg-fga	pct	fg-fga	pct	ft-fa	pct	off	def	tot	avg	pf	fo	ast	to	blk	stl	pts	avg	
2011-12	28-1	271/9.7	20-53	.377	1-1	1.000	7-18	.389	29	31	60	2.1	47	1	4	7	19	3	48	1.7	
2012-13	34-32	715/21.0	59-127	.465	0-2	.000	54-79	.684	70	89	159	4.7	117	5	8	29	90	6	172	5.1	
TOTAL	62-33	986/15.9	79-180	.439	1-3	.333	61-97	.629	99	120	219	3.5	164	6	12	36	109	9	220	3.5	

JAQUON PARKER'S CAREER STATISTICS

			Total		3-Point		F-Throws		Rebounds											Scoring	
Season	gp-gs	min/avg	fg-fga	pct	fg-fga	pct	ft-fa	pct	off	def	tot	avg	pf	fo	ast	to	blk	stl	pts	avg	
2009-10	26-8	342/13.2	37-82	.451	17-47	.362	20-33	.606	21	52	73	2.8	22	0	26	19	1	9	111	4.3	
2010-11	23-1	196/8.5	9-49	.184	3-20	.150	14-24	.583	12	28	40	1.7	10	0	18	13	1	5	35	1.5	
2011-12	30-24	798/26.6	99-238	.416	26-70	.371	57-84	.679	55	113	168	5.6	55	0	38	31	2	17	281	9.4	
2012-13	34-34	1019/30.0	127-310	.410	40-100	.400	78-144	.542	71	91	162	4.8	68	0	55	54	1	25	372	10.9	
TOTAL	113-67	2355/20.8	272-679	.401	86-237	.363	169-285	.593	159	284	443	3.9	155	0	137	117	5	56	799	7.1	

CASHMERE WRIGHT'S CAREER STATISTICS

			Total		3-Point		F-Throws		Rebounds											Scoring	
Season	gp-gs	min/avg	fg-fga	pct	fg-fga	pct	ft-fa	pct	off	def	tot	avg	pf	fo	ast	to	blk	stl	pts	avg	
2009-10	34-11	628/18.5	64-180	.356	18-70	.257	38-64	.594	19	49	68	2.0	62	0	69	52	0	25	184	5.4	
2010-11	35-34	889/25.4	98-236	.415	32-91	.352	84-113	.743	10	71	81	2.3	66	0	138	73	2	47	312	8.9	
2011-12	37-36	1156/31.2	149-364	.409	63-170	.371	42-63	.667	28	112	140	3.8	81	3	169	83	2	74	403	10.9	
2012-13	33-33	977/29.6	140-354	.395	73-202	.361	65-81	.802	15	65	80	2.4	53	0	106	60	1	52	418	12.7	
TOTAL	139-114	3650/26.3	451-1134	.398	186-533	.349	229-321	.713	72	297	369	2.7	262	3	482	268	5	198	1317	9.5	



2013-14 Cincinnati Basketball
Cincinnati Combined Team Statistics (as of Nov 12, 2013)
All games



RECORD:	OVERALL	HOME	AWAY	NEUTRAL
ALL GAMES	2-0	2-0	0-0	0-0
CONFERENCE	0-0	0-0	0-0	0-0
NON-CONFERENCE	2-0	2-0	0-0	0-0

#	Player	gp-gs	min	avg	Total		3-Point		F-Throw		Rebounds				pf	dq	a	to	blk	stl	pts	avg
					fg-fga	fg%	3fg-fga	3fg%	ft-fa	ft%	off	def	tot	avg								
23	KILPATRICK, Sean	2-2	65	32.5	11-26	.423	5-13	.385	16-17	.941	4	4	8	4.0	6	0	7	3	0	5	43	21.5
02	RUBLES, Titus	2-2	58	29.0	8-16	.500	0-0	.000	11-18	.611	6	9	15	7.5	6	0	2	3	2	3	27	13.5
05	JACKSON, Justin	2-2	46	23.0	8-13	.615	0-0	.000	2-4	.500	4	9	13	6.5	7	0	0	4	7	1	18	9.0
15	SANDERS, Jermaine	2-0	53	26.5	5-11	.455	3-6	.500	4-5	.800	4	4	8	4.0	3	0	3	1	1	1	17	8.5
14	GUYN, Ge'Lawn	2-2	48	24.0	4-13	.308	2-5	.400	0-2	.000	1	1	2	1.0	6	0	5	1	1	0	10	5.0
11	LAWRENCE, Jermaine	2-0	33	16.5	3-8	.375	0-0	.000	4-5	.800	4	6	10	5.0	5	0	1	1	1	2	10	5.0
03	THOMAS, Shaquille	2-2	36	18.0	3-6	.500	0-0	.000	2-3	.667	4	3	7	3.5	4	0	0	4	1	1	8	4.0
10	CAUPAIN, Troy	2-0	32	16.0	0-6	.000	0-1	.000	7-8	.875	1	5	6	3.0	3	0	2	2	0	0	7	3.5
00	DAVIS III, Jeremiah	2-0	11	5.5	1-2	.500	0-1	.000	0-0	.000	1	1	2	1.0	2	0	0	1	0	0	2	1.0
33	NYARSUK, David	2-0	4	2.0	0-0	.000	0-0	.000	0-0	.000	1	0	1	0.5	0	0	0	2	0	0	0	0.0
25	JOHNSON, Kevin	2-0	14	7.0	0-8	.000	0-3	.000	0-0	.000	2	0	2	1.0	3	0	0	1	0	0	0	0.0
Team											2	5	7									
Total.....		2	400		43-109	.394	10-29	.345	46-62	.742	34	47	81	40.5	45	0	20	23	13	13	142	71.0
Opponents.....		2	400		38-106	.358	10-33	.303	32-49	.653	27	38	65	32.5	52	-	14	24	6	11	118	59.0

TEAM STATISTICS	CIN	OPP
SCORING	142	118
Points per game	71.0	59.0
Scoring margin	+12.0	-
FIELD GOALS-ATT	43-109	38-106
Field goal pct	.394	.358
3 POINT FG-ATT	10-29	10-33
3-point FG pct	.345	.303
3-pt FG made per game	5.0	5.0
FREE THROWS-ATT	46-62	32-49
Free throw pct	.742	.653
F-Throws made per game	23.0	16.0
REBOUNDS	81	65
Rebounds per game	40.5	32.5
Rebounding margin	+8.0	-
ASSISTS	20	14
Assists per game	10.0	7.0
TURNOVERS	23	24
Turnovers per game	11.5	12.0
Turnover margin	+0.5	-
Assist/turnover ratio	0.9	0.6
STEALS	13	11
Steals per game	6.5	5.5
BLOCKS	13	6
Blocks per game	6.5	3.0
ATTENDANCE	13560	0
Home games-Avg/Game	2-6780	0-0
Neutral site-Avg/Game	-	0-0

Date	Opponent		Score	Att.
11/08/13	NORTH CAROLINA CENTR	w	74-61	6532
11/12/13	NC STATE	w	68-57	7028

* - Conference game

Score by Periods	1st	2nd	Totals
Cincinnati	75	67	142
Opponents	61	57	118



2013-14 Cincinnati Basketball
Cincinnati Team Game-by-Game Comparison (as of Nov 12, 2013)
All games



Opponent	1st	2nd	Score	Mar	Total FG	FG Pct	3-Pointers	3FG Pct	Free Throws	FT Pct	Rebounds	Assist	T/Over	Block	Steal	Fouls	
NORTH CAROLINA CENTR	40/26	34/35	74-61	+13	22-56/19-48	.393/.396	7-21/3-14	.333/.214	23-31/20-28	.742/.714	38/29	+9	13/7	12/16	4/3	8/6	22/29
NC STATE	35/35	33/22	68-57	+11	21-53/19-58	.396/.328	3-8/7-19	.375/.368	23-31/12-21	.742/.571	43/36	+7	7/7	11/8	9/3	5/5	23/23

Note: Game totals are displayed in the format TEAM/OPPONENT for each category



2013-14 Cincinnati Basketball
Cincinnati Points-Rebounds-Assists (as of Nov 12, 2013)
All games



Opponent	Date	Score		00 DAVIS III,	02 RUBLES,TIT	03 THOMAS,SHA	05 JACKSON,JU	10 CAUPAIN,TR	11 LAWRENCE,J	14 GUYN,GE'LA
NORTH CAROLINA CENTR	11/08/13	74-61	w	2-2-0	13-8-0	2-5-0	8-3-0	2-2-2	6-2-1	6-1-3
NC STATE	11/12/13	68-57	w	0-0-0	14-7-2	6-2-0	10-10-0	5-4-0	4-8-0	4-1-2

Opponent	Date	Score		15 SANDERS,JE	23 KILPATRICK	25 JOHNSON,KE	33 NYARSUK,DA
NORTH CAROLINA CENTR	11/08/13	74-61	w	13-4-3	22-7-4	0-2-0	0-0-0
NC STATE	11/12/13	68-57	w	4-4-0	21-1-3	0-0-0	0-1-0



2013-14 Cincinnati Basketball
Cincinnati Team High/Low Analysis (as of Nov 12, 2013)
All games



Cincinnati - TEAM GAME HIGHS

POINTS	74	NORTH CAROLINA CENTR (11/08/13)
	68	NC STATE (11/12/13)
FIELD GOALS MADE	22	NORTH CAROLINA CENTR (11/08/13)
	21	NC STATE (11/12/13)
FIELD GOAL ATTEMPTS	56	NORTH CAROLINA CENTR (11/08/13)
	53	NC STATE (11/12/13)
FIELD GOAL PERCENTAGE	.396 (21-53)	NC STATE (11/12/13)
	.393 (22-56)	NORTH CAROLINA CENTR (11/08/13)
3 PT FIELD GOALS MADE	7	NORTH CAROLINA CENTR (11/08/13)
	3	NC STATE (11/12/13)
3 PT FG ATTEMPTS	21	NORTH CAROLINA CENTR (11/08/13)
	8	NC STATE (11/12/13)
3 PT FG PERCENTAGE	.375 (3-8)	NC STATE (11/12/13)
	.333 (7-21)	NORTH CAROLINA CENTR (11/08/13)
FREE THROWS MADE	23	NC STATE (11/12/13)
	23	NORTH CAROLINA CENTR (11/08/13)
FREE THROW ATTEMPTS	31	NC STATE (11/12/13)
	31	NORTH CAROLINA CENTR (11/08/13)
FREE THROW PERCENTAGE	.742 (23-31)	NC STATE (11/12/13)
	.742 (23-31)	NORTH CAROLINA CENTR (11/08/13)
REBOUNDS	43	NC STATE (11/12/13)
	38	NORTH CAROLINA CENTR (11/08/13)
ASSISTS	13	NORTH CAROLINA CENTR (11/08/13)
	7	NC STATE (11/12/13)
STEALS	8	NORTH CAROLINA CENTR (11/08/13)
	5	NC STATE (11/12/13)
BLOCKED SHOTS	9	NC STATE (11/12/13)
	4	NORTH CAROLINA CENTR (11/08/13)
TURNOVERS	12	NORTH CAROLINA CENTR (11/08/13)
	11	NC STATE (11/12/13)
FOULS	23	NC STATE (11/12/13)
	22	NORTH CAROLINA CENTR (11/08/13)



2013-14 Cincinnati Basketball
Cincinnati High/Low Analysis (as of Nov 12, 2013)
All games



Opponent - GAME HIGHS

POINTS	61	NORTH CAROLINA CENTR (11/08/13)
	57	NC STATE (11/12/13)
FIELD GOALS MADE	19	NC STATE (11/12/13)
	19	NORTH CAROLINA CENTR (11/08/13)
FIELD GOAL ATTEMPTS	58	NC STATE (11/12/13)
	48	NORTH CAROLINA CENTR (11/08/13)
FIELD GOAL PERCENTAGE	.396 (19-48)	NORTH CAROLINA CENTR (11/08/13)
	.328 (19-58)	NC STATE (11/12/13)
3 PT FIELD GOALS MADE	7	NC STATE (11/12/13)
	3	NORTH CAROLINA CENTR (11/08/13)
3 PT FG ATTEMPTS	19	NC STATE (11/12/13)
	14	NORTH CAROLINA CENTR (11/08/13)
3 PT FG PERCENTAGE	.368 (7-19)	NC STATE (11/12/13)
	.214 (3-14)	NORTH CAROLINA CENTR (11/08/13)
FREE THROWS MADE	20	NORTH CAROLINA CENTR (11/08/13)
	12	NC STATE (11/12/13)
FREE THROW ATTEMPTS	28	NORTH CAROLINA CENTR (11/08/13)
	21	NC STATE (11/12/13)
FREE THROW PERCENTAGE	.714 (20-28)	NORTH CAROLINA CENTR (11/08/13)
	.571 (12-21)	NC STATE (11/12/13)
REBOUNDS	36	NC STATE (11/12/13)
	29	NORTH CAROLINA CENTR (11/08/13)
ASSISTS	7	NC STATE (11/12/13)
	7	NORTH CAROLINA CENTR (11/08/13)
STEALS	6	NORTH CAROLINA CENTR (11/08/13)
	5	NC STATE (11/12/13)
BLOCKED SHOTS	3	NC STATE (11/12/13)
	3	NORTH CAROLINA CENTR (11/08/13)
TURNOVERS	16	NORTH CAROLINA CENTR (11/08/13)
	8	NC STATE (11/12/13)
FOULS	29	NORTH CAROLINA CENTR (11/08/13)
	23	NC STATE (11/12/13)



2013-14 Cincinnati Basketball
Cincinnati High/Low Analysis (as of Nov 12, 2013)
All games



Cincinnati - GAME LOWS

POINTS	68	NC STATE (11/12/13)
	74	NORTH CAROLINA CENTR (11/08/13)
FIELD GOALS MADE	21	NC STATE (11/12/13)
	22	NORTH CAROLINA CENTR (11/08/13)
FIELD GOAL ATTEMPTS	53	NC STATE (11/12/13)
	56	NORTH CAROLINA CENTR (11/08/13)
FIELD GOAL PERCENTAGE	.393 (22-56)	NORTH CAROLINA CENTR (11/08/13)
	.396 (21-53)	NC STATE (11/12/13)
3 PT FIELD GOALS MADE	3	NC STATE (11/12/13)
	7	NORTH CAROLINA CENTR (11/08/13)
3 PT FG ATTEMPTS	8	NC STATE (11/12/13)
	21	NORTH CAROLINA CENTR (11/08/13)
3 PT FG PERCENTAGE	.333 (7-21)	NORTH CAROLINA CENTR (11/08/13)
	.375 (3-8)	NC STATE (11/12/13)
FREE THROWS MADE	23	NORTH CAROLINA CENTR (11/08/13)
	23	NC STATE (11/12/13)
FREE THROW ATTEMPTS	31	NORTH CAROLINA CENTR (11/08/13)
	31	NC STATE (11/12/13)
FREE THROW PERCENTAGE	.742 (23-31)	NORTH CAROLINA CENTR (11/08/13)
	.742 (23-31)	NC STATE (11/12/13)
REBOUNDS	38	NORTH CAROLINA CENTR (11/08/13)
	43	NC STATE (11/12/13)
ASSISTS	7	NC STATE (11/12/13)
	13	NORTH CAROLINA CENTR (11/08/13)
STEALS	5	NC STATE (11/12/13)
	8	NORTH CAROLINA CENTR (11/08/13)
BLOCKED SHOTS	4	NORTH CAROLINA CENTR (11/08/13)
	9	NC STATE (11/12/13)
TURNOVERS	11	NC STATE (11/12/13)
	12	NORTH CAROLINA CENTR (11/08/13)
FOULS	22	NORTH CAROLINA CENTR (11/08/13)
	23	NC STATE (11/12/13)



2013-14 Cincinnati Basketball
Cincinnati High/Low Analysis (as of Nov 12, 2013)
All games



Opponent - GAME LOWS

POINTS	57	NC STATE (11/12/13)
	61	NORTH CAROLINA CENTR (11/08/13)
FIELD GOALS MADE	19	NORTH CAROLINA CENTR (11/08/13)
	19	NC STATE (11/12/13)
FIELD GOAL ATTEMPTS	48	NORTH CAROLINA CENTR (11/08/13)
	58	NC STATE (11/12/13)
FIELD GOAL PERCENTAGE	.328 (19-58)	NC STATE (11/12/13)
	.396 (19-48)	NORTH CAROLINA CENTR (11/08/13)
3 PT FIELD GOALS MADE	3	NORTH CAROLINA CENTR (11/08/13)
	7	NC STATE (11/12/13)
3 PT FG ATTEMPTS	14	NORTH CAROLINA CENTR (11/08/13)
	19	NC STATE (11/12/13)
3 PT FG PERCENTAGE	.214 (3-14)	NORTH CAROLINA CENTR (11/08/13)
	.368 (7-19)	NC STATE (11/12/13)
FREE THROWS MADE	12	NC STATE (11/12/13)
	20	NORTH CAROLINA CENTR (11/08/13)
FREE THROW ATTEMPTS	21	NC STATE (11/12/13)
	28	NORTH CAROLINA CENTR (11/08/13)
FREE THROW PERCENTAGE	.571 (12-21)	NC STATE (11/12/13)
	.714 (20-28)	NORTH CAROLINA CENTR (11/08/13)
REBOUNDS	29	NORTH CAROLINA CENTR (11/08/13)
	36	NC STATE (11/12/13)
ASSISTS	7	NORTH CAROLINA CENTR (11/08/13)
	7	NC STATE (11/12/13)
STEALS	5	NC STATE (11/12/13)
	6	NORTH CAROLINA CENTR (11/08/13)
BLOCKED SHOTS	3	NORTH CAROLINA CENTR (11/08/13)
	3	NC STATE (11/12/13)
TURNOVERS	8	NC STATE (11/12/13)
	16	NORTH CAROLINA CENTR (11/08/13)
FOULS	23	NC STATE (11/12/13)
	29	NORTH CAROLINA CENTR (11/08/13)



2013-14 Cincinnati Basketball
Cincinnati Player High/Low Analysis (as of Nov 12, 2013)
All games



Cincinnati - INDIVIDUAL GAME HIGHS

Points	22	KILPATRICK, Sean vs North Carolina Centr (11/08/13)
	21	KILPATRICK, Sean vs NC State (11/12/13)
	14	RUBLES, Titus vs NC State (11/12/13)
	13	SANDERS, Jermaine vs North Carolina Centr (11/08/13)
	13	RUBLES, Titus vs North Carolina Centr (11/08/13)
Field Goals Made	6	KILPATRICK, Sean vs North Carolina Centr (11/08/13)
	5	KILPATRICK, Sean vs NC State (11/12/13)
	5	RUBLES, Titus vs NC State (11/12/13)
Field Goal Att.	13	KILPATRICK, Sean vs NC State (11/12/13)
	13	KILPATRICK, Sean vs North Carolina Centr (11/08/13)
FG Pct (min 5 made)	.556 (5-9)	RUBLES, Titus vs NC State (11/12/13)
	.462 (6-13)	KILPATRICK, Sean vs North Carolina Centr (11/08/13)
3-Point FG Made	3	KILPATRICK, Sean vs NC State (11/12/13)
	3	SANDERS, Jermaine vs North Carolina Centr (11/08/13)
3-Point FG Att.	7	KILPATRICK, Sean vs North Carolina Centr (11/08/13)
	6	KILPATRICK, Sean vs NC State (11/12/13)
	6	SANDERS, Jermaine vs North Carolina Centr (11/08/13)
3-Pt FG Pct (min 2 made)	.500 (3-6)	KILPATRICK, Sean vs NC State (11/12/13)
	.500 (3-6)	SANDERS, Jermaine vs North Carolina Centr (11/08/13)
	.500 (2-4)	GUYN, Ge'Lawn vs North Carolina Centr (11/08/13)
Free Throws Made	8	KILPATRICK, Sean vs NC State (11/12/13)
	8	KILPATRICK, Sean vs North Carolina Centr (11/08/13)
Free Throw Att.	12	RUBLES, Titus vs North Carolina Centr (11/08/13)
	9	KILPATRICK, Sean vs North Carolina Centr (11/08/13)
FT Pct (min 3 made)	1.000 (8-8)	KILPATRICK, Sean vs NC State (11/12/13)
	.889 (8-9)	KILPATRICK, Sean vs North Carolina Centr (11/08/13)
Rebounds	10	JACKSON, Justin vs NC State (11/12/13)
	8	LAWRENCE, Jermaine vs NC State (11/12/13)
	8	RUBLES, Titus vs North Carolina Centr (11/08/13)
Assists	4	KILPATRICK, Sean vs North Carolina Centr (11/08/13)
	3	KILPATRICK, Sean vs NC State (11/12/13)
	3	SANDERS, Jermaine vs North Carolina Centr (11/08/13)
	3	GUYN, Ge'Lawn vs North Carolina Centr (11/08/13)
Steals	3	KILPATRICK, Sean vs North Carolina Centr (11/08/13)
	3	RUBLES, Titus vs North Carolina Centr (11/08/13)
Blocked Shots	4	JACKSON, Justin vs NC State (11/12/13)
	3	JACKSON, Justin vs North Carolina Centr (11/08/13)
Turnovers	3	THOMAS, Shaquille vs North Carolina Centr (11/08/13)
	3	RUBLES, Titus vs North Carolina Centr (11/08/13)
Fouls	4	JACKSON, Justin vs North Carolina Centr (11/08/13)
	3	CAUPAIN, Troy vs NC State (11/12/13)
	3	RUBLES, Titus vs NC State (11/12/13)
	3	KILPATRICK, Sean vs NC State (11/12/13)
	3	JACKSON, Justin vs NC State (11/12/13)
	3	GUYN, Ge'Lawn vs NC State (11/12/13)
	3	GUYN, Ge'Lawn vs North Carolina Centr (11/08/13)
	3	KILPATRICK, Sean vs North Carolina Centr (11/08/13)
	3	RUBLES, Titus vs North Carolina Centr (11/08/13)
	3	LAWRENCE, Jermaine vs North Carolina Centr (11/08/13)



2013-14 Cincinnati Basketball
Cincinnati Opponent High/Low Analysis (as of Nov 12, 2013)
All games



OPPONENT INDIVIDUAL GAME HIGHS

Points	27	INGRAM,Jeremy vs North Carolina Centr (11/08/13)
	13	Warren, T.J. vs NC State (11/12/13)
	13	Turner, Ralston vs NC State (11/12/13)
	11	COPELAND,Jay vs North Carolina Centr (11/08/13)
	10	Lee, Desmond vs NC State (11/12/13)
Field Goals Made	7	INGRAM,Jeremy vs North Carolina Centr (11/08/13)
	5	Warren, T.J. vs NC State (11/12/13)
Field Goal Att.	15	Warren, T.J. vs NC State (11/12/13)
	14	INGRAM,Jeremy vs North Carolina Centr (11/08/13)
FG Pct (min 5 made)	.500 (7-14)	INGRAM,Jeremy vs North Carolina Centr (11/08/13)
	.333 (5-15)	Warren, T.J. vs NC State (11/12/13)
3-Point FG Made	4	Turner, Ralston vs NC State (11/12/13)
	2	INGRAM,Jeremy vs North Carolina Centr (11/08/13)
3-Point FG Att.	7	Turner, Ralston vs NC State (11/12/13)
	5	INGRAM,Jeremy vs North Carolina Centr (11/08/13)
3-Pt FG Pct (min 2 made)	.571 (4-7)	Turner, Ralston vs NC State (11/12/13)
	.400 (2-5)	INGRAM,Jeremy vs North Carolina Centr (11/08/13)
Free Throws Made	11	INGRAM,Jeremy vs North Carolina Centr (11/08/13)
	5	HOUSTON,Alfonzo vs North Carolina Centr (11/08/13)
Free Throw Att.	16	INGRAM,Jeremy vs North Carolina Centr (11/08/13)
	6	Barber, Anthony vs NC State (11/12/13)
	6	HOUSTON,Alfonzo vs North Carolina Centr (11/08/13)
FT Pct (min 3 made)	.833 (5-6)	HOUSTON,Alfonzo vs North Carolina Centr (11/08/13)
	.750 (3-4)	COPELAND,Jay vs North Carolina Centr (11/08/13)
Rebounds	10	Warren, T.J. vs NC State (11/12/13)
	8	COPELAND,Jay vs North Carolina Centr (11/08/13)
Assists	4	CHAPMAN, Emanuel vs North Carolina Centr (11/08/13)
	3	Lewis, Tyler vs NC State (11/12/13)
Steals	4	CHAPMAN, Emanuel vs North Carolina Centr (11/08/13)
	2	Warren, T.J. vs NC State (11/12/13)
Blocked Shots	1	Anyia, BeeJay vs NC State (11/12/13)
	1	Freeman, Lennard vs NC State (11/12/13)
	1	Warren, T.J. vs NC State (11/12/13)
	1	ANYAORAH,Ebuka vs North Carolina Centr (11/08/13)
	1	PARKS,Jordan vs North Carolina Centr (11/08/13)
	1	COPELAND,Jay vs North Carolina Centr (11/08/13)
Turnovers	4	GROVES,Reggie vs North Carolina Centr (11/08/13)
	3	CHAPMAN, Emanuel vs North Carolina Centr (11/08/13)
Fouls	5	COPELAND,Jay vs North Carolina Centr (11/08/13)
	5	PARKS,Jordan vs North Carolina Centr (11/08/13)
	5	INGRAM,Jeremy vs North Carolina Centr (11/08/13)

Official Basketball Box Score -- Game Totals -- Final Statistics
 North Carolina Centr vs Cincinnati
 11/08/13 8 p.m. ET at Cincinnati, Ohio (Fifth Third Arena)

North Carolina Centr 61 • 0-1

#	Player		Total	3-Ptr	FT-FTA	Rebounds			PF	TP	A	TO	Blk	Stl	Min
			FG-FGA	FG-FGA		Off	Def	Tot							
01	COPELAND, Jay	f	4-8	0-0	3-4	6	2	8	5	11	0	1	1	1	25
05	ANYAORAH, Ebuka	g	3-6	1-2	0-0	1	5	6	4	7	1	2	1	0	37
13	GROVES, Reggie	g	0-4	0-3	1-2	0	4	4	4	1	1	4	0	0	20
14	INGRAM, Jeremy	g	7-14	2-5	11-16	0	0	0	5	27	0	2	0	0	33
32	CHAPMAN, Emanuel	g	1-4	0-2	0-0	0	3	3	2	2	4	3	0	4	36
02	PARKS, Jordan		2-2	0-0	0-0	1	2	3	5	4	0	2	1	0	14
03	MOODY, Juwan		0-0	0-0	0-0	0	0	0	1	0	0	0	0	0	6
40	HOUSTON, Alfonzo		2-10	0-2	5-6	1	1	2	3	9	1	1	0	1	29
Team						2	1	3				1			
Totals			19-48	3-14	20-28	11	18	29	29	61	7	16	3	6	200

FG % 1st Half:	8-23	34.8%	2nd half:	11-25	44.0%	Game:	19-48	39.6%	Deadball
3FG % 1st Half:	1-7	14.3%	2nd half:	2-7	28.6%	Game:	3-14	21.4%	Rebounds
FT % 1st Half:	9-14	64.3%	2nd half:	11-14	78.6%	Game:	20-28	71.4%	4,1

Cincinnati 74 • 1-0

#	Player		Total	3-Ptr	FT-FTA	Rebounds			PF	TP	A	TO	Blk	Stl	Min
			FG-FGA	FG-FGA		Off	Def	Tot							
02	RUBLES, Titus	f	3-7	0-0	7-12	3	5	8	3	13	0	3	1	3	31
03	THOMAS, Shaquille	f	1-2	0-0	0-0	2	3	5	2	2	0	3	0	0	11
05	JACKSON, Justin	f	4-5	0-0	0-0	2	1	3	4	8	0	2	3	0	21
14	GUYN, Ge'Lawn	g	2-7	2-4	0-0	0	1	1	3	6	3	0	0	0	23
23	KILPATRICK, Sean	g	6-13	2-7	8-9	3	4	7	3	22	4	2	0	3	34
00	DAVIS III, Jeremiah		1-2	0-1	0-0	1	1	2	1	2	0	0	0	0	9
10	CAUPAIN, Troy		0-3	0-1	2-2	0	2	2	0	2	2	1	0	0	13
11	LAWRENCE, Jermaine		1-4	0-0	4-5	1	1	2	3	6	1	0	0	2	17
15	SANDERS, Jermaine		4-8	3-6	2-3	2	2	4	2	13	3	0	0	0	31
25	JOHNSON, Kevin		0-5	0-2	0-0	2	0	2	1	0	0	0	0	0	9
33	NYARSUK, David		0-0	0-0	0-0	0	0	0	0	0	0	1	0	0	1
Team						1	1	2							
Totals			22-56	7-21	23-31	17	21	38	22	74	13	12	4	8	200

FG % 1st Half:	12-29	41.4%	2nd half:	10-27	37.0%	Game:	22-56	39.3%	Deadball
3FG % 1st Half:	3-11	27.3%	2nd half:	4-10	40.0%	Game:	7-21	33.3%	Rebounds
FT % 1st Half:	13-19	68.4%	2nd half:	10-12	83.3%	Game:	23-31	74.2%	6,1

Officials: Steve Olson, Archibald Whaley, Bart Lenox
 Technical fouls: North Carolina Centr-COPELAND, Jay. Cincinnati-RUBLES, Titus.
 Attendance: 6532

Score by periods	1st	2nd	Total
North Carolina Centr	26	35	61
Cincinnati	40	34	74



Official Basketball Box Score -- Game Totals -- Final Statistics

NC State vs Cincinnati

11/12/13 5 pm ET at Fifth Third Arena (Cincinnati, Ohio)



NC State 57 • 1-1

##	Player		Total	3-Ptr	FT-FTA	Rebounds			PF	TP	A	TO	Blk	Stl	Min
			FG-FGA	FG-FGA		Off	Def	Tot							
24	Warren, T.J.	f	5-15	1-4	2-2	1	9	10	3	13	0	1	1	2	37
32	Washington, Kyle	f	0-2	0-0	0-0	1	1	2	3	0	0	0	0	0	11
05	Lee, Desmond	g	4-13	0-3	2-4	1	3	4	1	10	1	2	0	1	33
12	Lewis, Tyler	g	2-8	1-4	2-2	0	1	1	3	7	3	2	0	0	29
22	Turner, Ralston	g	4-10	4-7	1-2	3	1	4	4	13	1	0	0	0	25
02	Barber, Anthony		2-6	1-1	3-6	0	1	1	2	8	2	1	0	1	29
10	Freeman, Lennard		1-2	0-0	1-3	3	2	5	4	3	0	0	1	1	23
21	Any, BeeJay		1-2	0-0	1-2	2	1	3	3	3	0	1	1	0	13
	Team					5	1	6				1			
Totals			19-58	7-19	12-21	16	20	36	23	57	7	8	3	5	200

FG % 1st Half: 11-28 39.3% 2nd half: 8-30 26.7% Game: 19-58 32.8%
 3FG % 1st Half: 4-9 44.4% 2nd half: 3-10 30.0% Game: 7-19 36.8%
 FT % 1st Half: 9-12 75.0% 2nd half: 3-9 33.3% Game: 12-21 57.1%

Deadball
Rebounds
5,1

Cincinnati 68 • 2-0

##	Player		Total	3-Ptr	FT-FTA	Rebounds			PF	TP	A	TO	Blk	Stl	Min
			FG-FGA	FG-FGA		Off	Def	Tot							
02	RUBLES, Titus	f	5-9	0-0	4-6	3	4	7	3	14	2	0	1	0	27
03	THOMAS, Shaquille	f	2-4	0-0	2-3	2	0	2	2	6	0	1	1	1	25
05	JACKSON, Justin	f	4-8	0-0	2-4	2	8	10	3	10	0	2	4	1	25
14	GUYN, Ge'Lawn	g	2-6	0-1	0-2	1	0	1	3	4	2	1	1	0	25
23	KILPATRICK, Sean	g	5-13	3-6	8-8	1	0	1	3	21	3	1	0	2	31
00	DAVIS III, Jeremiah		0-0	0-0	0-0	0	0	0	1	0	0	1	0	0	2
10	CAUPAIN, Troy		0-3	0-0	5-6	1	3	4	3	5	0	1	0	0	19
11	LAWRENCE, Jermaine		2-4	0-0	0-0	3	5	8	2	4	0	1	1	0	16
15	SANDERS, Jermaine		1-3	0-0	2-2	2	2	4	1	4	0	1	1	1	22
25	JOHNSON, Kevin		0-3	0-1	0-0	0	0	0	2	0	0	1	0	0	5
33	NYARSUK, David		0-0	0-0	0-0	1	0	1	0	0	0	1	0	0	3
	Team					1	4	5							
Totals			21-53	3-8	23-31	17	26	43	23	68	7	11	9	5	200

FG % 1st Half: 11-27 40.7% 2nd half: 10-26 38.5% Game: 21-53 39.6%
 3FG % 1st Half: 2-3 66.7% 2nd half: 1-5 20.0% Game: 3-8 37.5%
 FT % 1st Half: 11-14 78.6% 2nd half: 12-17 70.6% Game: 23-31 74.2%

Deadball
Rebounds
2,1

Officials: Gary Maxwell, James Breeding, Clarence Armstrong

Technical fouls: NC State-Team. Cincinnati-None.

Attendance: 7028

Score by periods	1st	2nd	Total
NC State	35	22	57
Cincinnati	35	33	68

	In	Off	2nd	Fast	
Points	Paint	T/O	Chance	Break	Bench
ST	22	15	13	4	14
CIN	36	6	16	2	13

Last FG - ST 2nd-00:14, CIN 2nd-02:08.
 Largest lead - ST by 4 1st-16:34, CIN by 14 2nd-00:46.

Score tied - 12 times.
 Lead changed - 8 times.