

# **BASKETBALL**

## 2020-21 SCHEDULE/RESULTS

DAY/DATE	OPPONENT	TV	TIME/RESULT
Wed./Dec. 2	Lipscomb	ESPN+	W, 67-55
Sun./Dec. 6	Xavier	ESPN	3 p.m.
Wed./Dec. 9	Furman	ESPN+	5 p.m.
Sat./Dec. 12	at Tennessee	TBA	TBA
Wed./Dec. 16	USF •	ESPN2/ESPNU	7 p.m.
Sat./Dec. 19	at Georgia	TBA	TBA
Tues./Dec. 22	at UCF •	ESPN+	TBA
Sat./Jan. 2	Tulsa •	TBA	TBA
Wed./Jan. 6	at SMU •	TBA	TBA
Sat./Jan. 9	at Wichita State •	TBA	TBA
Wed./Jan. 13	East Carolina •	TBA	TBA
Sat./Jan. 16	Tulane •	TBA	TBA
Wed./Jan. 20	at Temple •	TBA	TBA
Sat./Jan. 23	at Houston •	TBA	TBA
Wed./Jan. 27	Wichita State •	TBA	TBA
Sat./Jan. 30	at USF •	TBA	TBA
Thurs./Feb. 4	Temple •	TBA	TBA
Sun./Feb. 7	at Tulane •	TBA	TBA
Thurs./Feb. 11	at Memphis •	TBA	TBA
Sun./Feb. 14	UCF •	TBA	TBA
Sun./Feb. 21	Houston •	TBA	TBA
Wed./Feb. 24	at Tulsa •	TBA	TBA
Sun./Feb. 28	Memphis •	TBA	TBA
Thurs./Mar. 4	SMU •	TBA	TBA
Sun./Mar. 7	at East Carolina •	TBA	TBA
<b>AMERICAN CHAMPIONSHIP (Fort Worth, Texas)</b>			
Thurs.-Sun. Mar. 11-14	TBA	TBA	TBA

Notes: All times listed are Eastern and subject to change. Home games are in boldface. (•) - Denotes American Athletic Conference game.

## UC HEADLINES

- » Cincinnati tipped off its 120th season Wednesday with a 67-55 win over visiting Lipscomb. It marked UC's latest season opener since the 1978-79 campaign (an 84-72 loss at Long Beach State 12/2/78).
- » UC was predicted to finish fourth in the American Athletic Conference (behind Houston, Memphis and SMU) according to a preseason poll of the league coaches.
- » Senior guard **Keith Williams** earned preseason First Team All-AAC honors while senior center **Chris Vogt** was tabbed a Second Team All-AAC selection according to league coaches.
- » Williams enjoyed his best season as a Bearcat a year ago, starting 29 of UC's 30 games while averaging 12.6 points, 4.6 rebounds and 1.6 assists. Vogt posted his best numbers at the collegiate level in 2019-20, his first in a Bearcats uniform. He averaged 11.0 points, 5.9 rebounds, 1.6 blocks and shot 64.8 percent from the field.
- » The Bearcats won a share of the AAC regular-season crown with Houston last season, finishing 13-5 in the league and 20-10 overall.
- » John Brannen became the first UC coach since Tay Baker (Missouri Valley Conference) in 1966 to guide the Bearcats to a regular-season league crown in his first season at the helm.
- » In November, CBS Sports named Cincinnati the 10th greatest college basketball program since the advent of the NCAA Tournament in 1939.

## A TOP 10 COLLEGE BASKETBALL PROGRAM\*

\* No. 10 - CBS SPORTS (Nov./2020) & No. 10 - ASSOCIATED PRESS (Mar./2017)

2 NATIONAL TITLES // 6 FINAL FOURS // 8 ELITE EIGHTS // 10 SWEET SIXTEENS  
33 NCAA TOURNAMENTS // 41 CONFERENCE CHAMPIONSHIPS



**XAVIER (5-0)**  
**AT CINCINNATI (1-0)**

2020 SKYLINE CHILI CROSSTOWN SHOOTOUT

SUNDAY, DEC. 6 // 3 P.M. ET // FIFTH THIRD ARENA // CINCINNATI, OHIO

## GAME AT A GLANCE

**SERIES INFO:** 88th meeting; Cincinnati leads 51-36 overall; Xavier leads 11-4 on its campus;

Cincinnati leads 12-6 on its campus and 35-19 at neutral sites

**LAST MEETING:** Xavier won 73-66 at the Cintas Center on Dec. 7, 2019

**STREAK:** Xavier - Won 1

**COACHES:** John Brannen - second season at Cincinnati (1-0); sixth season overall (103-62)

Travis Steele - third season at Xavier (43-29); third season overall (43-29)

**AP/USA TODAY RANKINGS (Nov. 30):** Cincinnati (--/--); Xavier (--/--)

**RADIO:** WKFS-FM (107.1); Dan Hoard provides play-by-play with color analyst Terry Nelson

**TV:** ESPN; Jason Benetti provides play-by-play with color analyst Dan Dakich

**JOIN THE CONVERSATION (TWITTER, FACEBOOK & INSTAGRAM):** @GoBearcatsMBB or GoBearcatsMBB

## CINCINNATI ROSTER

NO.	NAME	POS.	HT.	WT.	CL.-EXP.	HOMETOWN	GP-GS	PPG	RPG	APG	MIN
0	David DeJulius	G	6-0	195	Jr.-Tr.	Detroit, Mich.	1-1	8.0	6.0	4.0	34.0
23	Mika Adams-Woods	G	6-3	185	So.-1L	Syracuse, N.Y.	1-1	16.0	3.0	2.0	33.0
2	Keith Williams	G	6-5	215	Sr.-3L	Brooklyn, N.Y.	1-1	7.0	0.0	2.0	22.0
25	Rapolas Ivanauskas	F	6-10	235	Gr.-Tr.	Barrington, Ill.	1-1	11.0	6.0	0.0	26.0
33	Chris Vogt	C	7-1	260	Sr.-1L	Mayfield, Ky.	1-1	12.0	7.0	3.0^	32.0

### OFF THE BENCH

1	Zach Harvey	G	6-5	195	So.-1L	Overland Park, Kan.	1-0	7.0	2.0	1.0	15.0
24	Jeremiah Davenport	G	6-7	205	So.-1L	Cincinnati, Ohio	1-0	4.0	2.0	4.0	14.0
13	Tari Eason	F	6-8	215	Fr.-HS	Seattle, Wash.	1-0	2.0	3.0	1.0	8.0
20	Mamoudou Diarra	F	6-9	225	R.-Jr.-2L	Bamako, Mali	1-0	0.0	2.0	0.0	7.0
55	Gabe Madsen	G	6-5	195	Fr.-HS	Rochester, Minn.	1-0	0.0	1.0	0.0	5.0
3	Mike Saunders Jr.	G	6-0	190	Fr.-HS	Indianapolis, Ind.	1-0	0.0	0.0	0.0	3.0
30	Viktor Lakhin	F	6-11	228	Fr.-HS	Anapa, Russia	--	9.8@	7.0@	--	--
1	Sam Martin #	G	5-10	170	Sr.-3L	Cincinnati, Ohio	--	--	--	--	--
43	Rob Banks #	F	6-5	210	So.-1L	Bracknell, England	--	--	--	--	--
44	Adam Cook #	F	6-6	180	Sr.-1L	Marysville, Ohio	--	--	--	--	--
45	Mason Madsen	G	6-4	190	Fr.-HS	Rochester, Minn.	--	19.7@	5.5@	5.0@	--

@-Statistics are from last season played; ^-Blocks; \*-Steals

## 2020-21 CINCINNATI NUMERICAL ROSTER

NO.	NAME	POS.	HT.	WT.	CLASS-EXP.	HOMETOWN/HIGH SCHOOL/LAST SCHOOL
0	David DeJulius	G	6-0	195	Jr.-Tr.	Detroit, Mich./East English Village Prep Academy/Michigan
1	Zach Harvey	G	6-5	195	So.-1L	Overland Park, Kan./Hayden HS/Prolific Prep Academy (Calif.)
2	Keith Williams	G	6-5	215	Sr.-3L	Brooklyn, N.Y./Bishop Loughlin Memorial
3	Mike Saunders Jr.	G	6-0	190	Fr.-HS	Indianapolis, Ind./Wasatch Academy (Utah)
13	Tari Eason	F	6-8	215	Fr.-HS	Seattle, Wash./Garfield HS
20	Mamoudou Diarra	F	6-9	225	R-Jr.-2L	Bamako, Mali/22 Feet Academy (S.C.)
23	Mika Adams-Woods	G	6-3	185	So.-1L	Syracuse, N.Y./Bishop Ludden HS/New Hampton School (N.H.)
24	Jeremiah Davenport	G	6-7	205	So.-1L	Cincinnati, Ohio/Moeller HS/Hargrave Military Academy
25	Rapolas Ivanauskas	F	6-10	235	Gr.-Tr.	Barrington, Ill./Brewster Academy (N.H.)/Northwestern/Colgate
30	Viktor Lakhin	F	6-11	228	Fr.-HS	Anapa, Russia/CSKA-2
31	Sam Martin #	G	5-10	170	Sr.-3L	Cincinnati, Ohio/Summit Country Day
33	Chris Vogt	C	7-1	260	Sr.-1L	Mayfield, Ky./Graves County HS/Northern Kentucky
43	Rob Banks #	F	6-5	210	So.-1L	Bracknell, England/Gould Academy
44	Adam Cook #	F	6-6	180	Sr.-1L	Marysville, Ohio/Marysville HS
45	Mason Madsen	G	6-4	190	Fr.-HS	Rochester, Minn./Mayo Senior HS
55	Gabe Madsen	G	6-5	195	Fr.-HS	Rochester, Minn./Mayo Senior HS

## 2020-21 CINCINNATI ALPHABETICAL ROSTER

NO.	NAME	POS.	HT.	WT.	CLASS-EXP.	HOMETOWN/HIGH SCHOOL/LAST SCHOOL
3	Mika Adams-Woods	G	6-3	185	Fr.-HS	Syracuse, N.Y./Bishop Ludden HS/New Hampton School (N.H.)
23	Mika Adams-Woods	G	6-3	185	So.-1L	Syracuse, N.Y./Bishop Ludden HS/New Hampton School (N.H.)
43	Rob Banks #	F	6-5	210	So.-1L	Bracknell, England/Gould Academy
44	Adam Cook #	F	6-6	180	Sr.-1L	Marysville, Ohio/Marysville HS
24	Jeremiah Davenport	G	6-7	205	So.-1L	Cincinnati, Ohio/Moeller HS/Hargrave Military Academy
0	David DeJulius	G	6-0	195	Jr.-Tr.	Detroit, Mich./East English Village Prep Academy/Michigan
20	Mamoudou Diarra	F	6-9	225	R-Jr.-2L	Bamako, Mali/22 Feet Academy (S.C.)
13	Tari Eason	F	6-8	215	Fr.-HS	Seattle, Wash./Garfield HS
1	Zach Harvey	G	6-5	195	So.-1L	Overland Park, Kan./Hayden HS/Prolific Prep Academy (Calif.)
25	Rapolas Ivanauskas	F	6-10	235	Gr.-Tr.	Barrington, Ill./Brewster Academy (N.H.)/Northwestern/Colgate
30	Viktor Lakhin	F	6-11	228	Fr.-HS	Anapa, Russia/CSKA-2
55	Gabe Madsen	G	6-5	195	Fr.-HS	Rochester, Minn./Mayo Senior HS
45	Mason Madsen	G	6-4	190	Fr.-HS	Rochester, Minn./Mayo Senior HS
31	Sam Martin #	G	5-10	170	Sr.-3L	Cincinnati, Ohio/Summit Country Day
3	Mike Saunders Jr.	G	6-0	190	Fr.-HS	Indianapolis, Ind./Wasatch Academy (Utah)
33	Chris Vogt	C	7-1	260	Sr.-1L	Mayfield, Ky./Graves County HS/Northern Kentucky
2	Keith Williams	G	6-5	215	Sr.-3L	Brooklyn, N.Y./Bishop Loughlin Memorial

# - Walk-on

### COACHING & SUPPORT STAFF

Head Coach: John Brannen (Second season at UC; Sixth season overall)  
 Assistant Coaches: Jayson Gee, Sean Dwyer, Tim Morris  
 Assistant to the Head Coach/Recruiting Coordinator: Jake Luhn  
 Director of Basketball Operations: Craig Heatherly  
 Director of Player Personnel: Rodney Crawford

Video Coordinator: George Neilson  
 Graduate Assistants: Mike Bueter, Blaine Calhoun  
 Athletic Trainer: Phil Montano  
 Director of Sports Performance: Tyler Stuart

## CINCINNATI QUICK FACTS

### GENERAL INFORMATION

Location	Cincinnati, OH 45221
Founded	1819
Enrollment	46,798
Nickname	Bearcats
Colors	Red (PMS: 186) and Black
Arena (Capacity)	Fifth Third Arena (12,012)
Affiliation	NCAA Division I
Conference	American Athletic Conference
President	Neville Pinto
Director of Athletics	John Cunningham
Faculty Representative	Brian Hatch
Department of Athletics Phone	(513) 556-4603
Athletics Ticket Office Phone	(877) CATS-TIX

### ATHLETIC COMMUNICATIONS

Asst. AD/Primary Basketball Contact	Andre Foushee
Office/Cell Phone	(513) 556-5182/(859) 797-7871
Email Address	Andre.Foushee@uc.edu
Associate AD/Athletics Communications	Ryan Koslen
Office/Cell Phone	(513) 556-5186/513-497-3132
Email	Ryan.Koslen@uc.edu

### BASKETBALL STAFF

Head Coach	John Brannen (Marshall, 1997)
Basketball Office Phone	(513) 556-5847
Assistant Coach	Jayson Gee (Charleston [W.Va.], 1988)
Assistant Coach	Sean Dwyer (Michigan State, 2009)
Assistant Coach	Tim Morris (Stanford, 2008)
Asst. to the Head Coach/Recruiting Coord.	Jake Luhn (UMass Boston, 2002)
Director of Operations	Craig Heatherly (UMass-Lowell, 2010)
Director of Player Personnel	Rodney Crawford (Cincinnati, 2002)
Video Coordinator	George Neilson (Alabama, 2011)
Athletic Trainer	Phil Montano (Ohio, 2014)
Director of Sports Performance	Tyler Stuart (Anderson, 2007)
Graduate Assistants	Mike Bueter (Northern Kentucky, 2018) Blaine Calhoun (Cincinnati, 2020)



## PRONUNCIATION

MIKA Adams-Woods	MY-ka
MAMOUDOU DIARRA	MAMA-doo DEE-are-uh
TARI Eason	TAH-ree
RAPOLAS IVANAUSKAS	RAP-oh-liss eye-ven-OW-skiss
Viktor LAKHIN	LOCK-in
Chris VOGT	Vote
Jayson GEE	Like the letter "G"

## ROSTER INFORMATION

### By State/Country

England	(1) Rob Banks
Indiana	(1) Mike Saunders Jr.
Illinois	(1) Rapolas Ivanauskas
Kansas	(1) Zach Harvey
Kentucky	(1) Chris Vogt
Mali	(1) Mamoudou Diarra
Michigan	(1) David DeJulius
Minnesota	(2) Gabe Madsen, Mason Madsen
New York	(2) Mika Adams-Woods, Keith Williams
Ohio	(3) Adam Cook, Jeremiah Davenport, Sam Martin
Russia	(1) Viktor Lakhin
Washington	(1) Tari Eason

### By Class

Freshmen	(5) Tari Eason, Viktor Lakhin, Gabe Madsen, Mason Madsen, Mike Saunders Jr.
Sophomore	(4) Mika Adams-Woods, Rob Banks, Jeremiah Davenport, Zach Harvey
Juniors	(2) David DeJulius, Mamoudou Diarra (Redshirt)
Seniors	(5) Adam Cook, Sam Martin, Chris Vogt, Keith Williams, Rapolas Ivanauskas (Graduate Transfer)

### By Height

7-1	(1) Chris Vogt
6-10	(2) Rapolas Ivanauskas, Viktor Lakhin
6-9	(1) Mamoudou Diarra
6-8	(1) Tari Eason
6-7	(1) Jeremiah Davenport
6-6	(1) Adam Cook
6-5	(4) Rob Banks, Zach Harvey, Gabe Madsen, Keith Williams
6-4	(1) Mason Madsen
6-3	(2) Mika Adams-Woods, Mason Madsen
6-0	(2) David DeJulius, Mike Saunders Jr.
5-10	(1) Sam Martin

### HISTORY

First year of basketball/All-time record	1901-02/1,837-1,025 (.642)
NCAA appearances/last	33/2019
All-time record	46-32 (.590)
National Championships	2/1961, 1962
Final Four appearances/last	6/1992
Elite Eight appearances/last	8/1996
Sweet 16 appearances/last	10/2012
Conference Regular-Season Championships/last	29/2020
Conference Tournament Championships/last	12/2019
Postseason NIT appearances/last	10/2010
All-time record	8-10 (.444)

### TEAM INFORMATION

2019-20 Record	20-10
American Athletic Conference Record (Finish)	13-5 (T-1st)
Starters returning/lost	3/2
Letterwinners returning/lost	9/5
Newcomers	7
Percentage of points returning	46.9 percent (1,023 of 2,182)
Percentage of rebounds returning	47.1 percent (494 of 1,048)
Percentage of assists returning	33.6 percent (147 of 437)

## GAME PREVIEW

- » Cincinnati (1-0) welcomes Xavier (5-0) to Fifth Third Arena on Sunday for the 88th annual Skyline Chili Crosstown Shootout. Tip time is 3 p.m. ET.
- » The game will be broadcast on ESPN and WKFS-FM (107.1).
- » Cincinnati is coming off a 67-55 comeback win over Lipscomb on Wednesday at Fifth Third Arena.
- » Mika Adams-Woods posted a career-high 16 points while Chris Vogt scored eight of his 12 points inside the game's final eight minutes to help secure the season-opening victory. Colgate graduate transfer Rapolas Ivanauskas (11 points, six rebounds) and Michigan junior transfer David Dejulus (eight points, six rebounds, four assists, zero turnovers) made their Bearcat debuts.
- » Xavier closed out its season-opening five-game home-stand at a perfect 5-0 Wednesday, earning a 79-48 win over Tennessee Tech. Four Musketeers scored in double figures led by Nate Johnson's 16 points.
- » Xavier posted a 73-66 win over Cincinnati last season at the Cintas Center. Naji Marshall scored 31 points with four 3-pointers. Jaevin Cumberland led four Bearcats in double figures with 14 points.
- » UC leads the series 51-36 all-time, including a victory in the last meeting at Fifth Third Arena, 62-47, on Dec. 8, 2018.
- » **UP NEXT:** UC plays host to Furman on Wednesday, Dec. 9 at 5 p.m. ET. The game will be broadcast by ESPN+ and 700 WLW.

## SCOUTING XAVIER

- » Through five games of the 2020-21 campaign, Xavier has four players averaging double figures: Zach Freemantle (17.4 points, 8.4 rebounds), KyKy Tandy (14.8 points and 12 3-pointers), Paul Scruggs (12.4 points, 7.4 assists) and Nate Johnson (11.8 points and 13 3-pointers).
- » Jason Carter is averaging 8.2 points and a team-high 10.6 rebounds.
- » Xavier has had a busy start to the new season, opening 2020-21 with three games in three days and will play 12 games in its first 29 days.
- » The Musketeers swept its own Xavier Invitational to start the season, defeating Oakland (101-49), Bradley (51-50) and Toledo (76-73).
- » Xavier was picked to finish seventh in the BIG EAST according to a preseason poll of the league's coaches.

## XAVIER SERIES HISTORY

- » **Total:** UC leads 51-36
- » **Fifth Third Arena:** UC leads 9-5
- » **Cintas Center:** XU leads 8-1 (last UC Win: 75-55, 12/14/2001)
- » **Armory Field House:** UC leads 3-1
- » **Cincinnati Gardens:** UC led 27-15
- » **Riverfront Coliseum (now Heritage Bank Center):** UC leads 8-4
- » **Schmidt Field House:** Series was tied 3-3
- » **Current Streak:** Xavier — 1
- » Sunday's Skyline Chili Crosstown Shootout marks the 88th meeting between two schools located four miles apart in the Queen City.
- » Cincinnati owns a 51-36 advantage in the series that started in 1928. The Bearcats own a 35-19 lead at neutral sites and 11-6 edge on its campus. Xavier owns an 8-1 lead at Cintas Center and leads 11-4 all-time on its campus.

- » The home team has won nine of the last 11 in the series.
- » The two schools first met in a game scheduled after the conclusion of the 1927-28 season to dedicate Xavier's Schmidt Fieldhouse. It was 15 years (1942-43) before they met again. Following another pause, the schools began playing on an annual basis in 1945-46 and have played every year since.
- » In 1948-49 and 1949-50, XU and UC played each other during the regular season and met again in the season-ending Cincinnati Invitational Tournament.
- » While the tournament was discontinued after 1949-50, the schools played twice a season for the next eight years.
- » The series was deadlocked at four wins each after the first eight clashes, but UC won the next three games (March 18, 1950 - March 8, 1951) and has led the series since.
- » UC held a 12-10 advantage before launching a 12-game win streak (Feb. 13, 1957 - March 3, 1967), and from the mid-1950s to the late 1970s, the Bearcats captured 22 of 24 clashes.
- » Since the schools went to playing just once a year in 1958-59, UC and XU have played 28 times when one or both of the schools were ranked nationally in the AP poll; UC owns a 15-13 record in those games. UC was ranked No. 1 in four of those games (1999-00; 1996-97; 1962-63; 1959-60).
- » John Brannen has coached two games against Xavier, including last season's meeting. His first Northern Kentucky squad dropped a 78-66 decision to the No. 23 Musketeers on Nov. 23, 2015 at Cintas Center. It marked NKU's first season at the Division I level.
- » Cincinnati has seven newcomers that have never played in the Skyline Chili Crosstown Shootout.

## TIP-INS

- » **BEARCAT DEBUTS:** Five UC newcomers made their Bearcat debuts Wednesday against Lipscomb (12/2), including two in the starting lineup: Colgate graduate transfer Rapolas Ivanauskas (11 points, six rebounds) and Michigan junior transfer David Dejulus (eight points, six rebounds, four assists, zero turnovers).
- » Three freshmen Tari Eason (two points, three rebounds and two blocks), Gabe Madsen and Mike Saunders Jr. also clocked from three to eight minutes of play each.
- » **CAREER HIGH FOR ADAMS-WOODS:** Mika Adams-Woods posted a career-high 16 points against Lipscomb. It marked his eighth double-figure scoring effort as a Bearcat. He has started 20 of UC's last 21 games dating back to last season.
- » **VOGT COMES ALIVE LATE:** Chris Vogt helped the Bearcats rally late for Wednesday's victory over Lipscomb. Trailing 49-43 with 7:50 left, UC closed the game on a 24-6 run thanks in part to Vogt's eight points, four rebounds and two blocks during the span.
- » **SEASON OPENERS RECAP:** Cincinnati improved to 97-23 (.808) in season openers all-time, including an 86-11 (.887) mark at home and a 26-2 (.929) mark at Fifth Third Arena. The Bearcats have won 11 of their last 13 season openers.
- » **LATEST SEASON OPENER SINCE:** Wednesday marked Cincinnati's latest season opener since the 1978-79 campaign (an 84-72 loss at Long Beach State 12/2/78). Each of the last two prior Bearcat season openers have marked the earliest start dates in program history: 11/7/2018 vs. Ohio State and 11/8/2019 at Ohio State.

- » **CLOSER LOOK AT NON-LEAGUE SCHEDULE:** A challenging non-league slate awaits the Bearcats in 2020-21.
  - Lipscomb (16-16, 9-7 ASUN): preseason ASUN favorite
  - Xavier (19-13, 8-10 BIG EAST): city-rival picked seventh in a preseason BIG EAST coaches poll.
  - Furman (25-7, 15-3 SoCon): preseason SoCon favorite
  - at Tennessee (17-14, 9-9 SEC): Preseason SEC favorite ranked 12th in preseason AP poll.
  - at Georgia (16-16, 5-13 SEC): picked to finish 13th in SEC.
- » The 2019-20 end-of-year NET rankings listed Cincinnati's overall (21) and nonconference (32) strength of schedule among the nation's best and tops among all AAC teams.
- » **AMONG GREATEST PROGRAMS EVER:** Matt Norlander of CBSSports.com ranked Cincinnati 10th in a ranking of the 68 greatest college basketball programs since the advent of the NCAA Tournament in 1939.
- » The Top 25 ranking, which was announced on Nov. 19, 2020, was based on wins and losses, NCAA Tournament success, conference dominance, NIT titles and the cultivation of NBA talent.
- » Entering this season, the Bearcats had compiled a 1542-765 record with 25 regular-season titles, 33 NCAA Tournament appearances, two national titles, six Final Four appearances, 434 weeks nationally ranked and 39 Top-60 NBA picks since 1938-39.
- » Cincinnati's ranking places the Bearcats ahead of 70 of 79 programs who are current members of the Atlantic Coast Conference, BIG EAST, BIG 12, Big Ten, PAC-12 and Southeastern Conference.
- » The Top 10 listing: 1. Kentucky; 2. North Carolina; 3. Duke; 4. UCLA; 5. Kansas; 6. Louisville; 7. Indiana; 8. UConn; 9. Villanova; 10. Cincinnati.
- » **TWINS ARE THE NEW NORMAL:** Twins are almost commonplace within UC Athletics.
- » Not only is there a set on the 2020-21 UC men's basketball roster (freshmen Gabe and Mason Madsen) but also the women's basketball roster (sophomores Jada and Jady Scott, sisters of former UC men's basketball player Trevon Scott).
- » And we're just getting started.
- » UC men's basketball coach John Brannen has twin daughters (Jaylee and Katelyn).
- » UC men's basketball assistant coach Tim Morris has fraternal twins (Ryan and Simeon).
- » UC men's basketball academic advisor Jessie Mills has twin daughters (Remi and Blake).
- » UC football coach Luke Fickell has two sets of twin sons (Aydon and Ashton as well as Laykon and Lucian).
- » UC Director of Athletics John Cunningham also has twin sons (Gus and Hank).
- » And not to be outdone, the UC women's lacrosse roster features triplets (seniors Adrianna, Alexandra and Amanda Fess).

## ABOUT THE 2020-21 BEARCATS

- » The second edition of Bearcats under head coach John Brannen returns three starters from last season's squad that posted a 20-10 overall mark, tied for second in the AAC (13-5) and shared the regular-season league crown before the season was canceled due to the coronavirus (COVID-19) pandemic.
- » Williams (12.6 points, 4.6 rebounds) and Vogt (11.0 points and 5.9 rebounds) each started 29 games while sophomore guard Mika Adams-Woods (5.0 points, 1.6 assists) started 19 of UC's final 20 games.
- » Redshirt-junior forward Mamoudou Diarra (3.0 points,

2.8 rebounds) made more impactful contributions as the season progressed while sophomore guards Jeremiah Davenport (18 games) and Zach Harvey (26 games) showed flashes of their potential as reserves a year ago.

» Seven newcomers also pepper the 2020-21 roster, including graduate transfer forward Rapolas Ivanauskas from Colgate and junior transfer guard David DeJulius from Michigan. The freshmen class consists of forwards Tari Eason and Viktor Lakhin and guards Mike Saunders Jr., and twins Mason Madsen and Gabe Madsen.

## COACHES PICK BEARCATS FOURTH IN AAC; WILLIAMS AND VOGT HONORED

- » American Athletic Conference coaches predicted a fourth-place finish for Cincinnati in the preseason. The Bearcats were allotted 77 points. Houston was picked as the league favorite, garnering 99 points, followed by Memphis (90 points) and SMU (80 points). Houston received nine first-place votes while Memphis gathered the other two.
- » The predicted order of finish for the remaining AAC teams follows: USF (61 points), Tulsa (50), Wichita State (44), UCF (37), East Carolina (34), Temple (18) and Tulane (15).
- » Senior guard Keith Williams earned preseason First Team All-AAC honors while senior center Chris Vogt received Second Team All-AAC accolades.
- » Williams becomes the sixth Bearcat to earn AAC preseason first team all-conference honors since the league formed prior to 2013-14, joining Sean Kilpatrick (2014), Octavius Ellis (2016), Troy Caupain (2017), Gary Clark (2017) and Jarron Cumberland (2019, 2020).

## BEARCATS IN THE AAC

- » Cincinnati has claimed three AAC regular-season crowns (2014, 2018, 2020) and two AAC Tournament titles (2018, 2019) while winning an AAC-best 99 conference games.
- » Last season, UC head coach Brannen became the first UC coach since Tay Baker (Missouri Valley Conference) in 1966 to guide the Bearcats to a regular-season league crown in his first season at the helm.

## BEARCAT POINTS OF PRIDE

- » Cincinnati is one of six schools in the nation to have appeared in the last nine NCAA Tournaments played entering the 2020-21 season, joining Duke, Gonzaga, Kansas, Michigan State and North Carolina.
- » UC's 33 NCAA Tournament appearances entering the 2019-20 postseason were tied for 12th most in the nation.
- » UC's 1,837 all-time wins rank 11th most in the nation.

## CINCINNATI TRADITION - BY THE NUMBERS

- » 2 - National Titles (1961, 1962)
- » 6 - Final Fours (1959-63, 1992)
- » 8 - Elite Eights (Last: 1996)
- » 10 - Sweet Sixteen Appearances (Last: 2012)
- » 33 - NCAA Tournament Appearances (Last: 2019)
- » 23 - NCAA Tournament Appearances since 1992
- » 10 - NIT Appearances (Last: 2010)
- » 29 - Conference Titles (Last: 2020)
- » 12 - Conference Tournament Titles (Last: 2019)
- » 1,836 - All-Time Wins (11th most in nation)
- » 32 - All-Americans (Last: Jarron Cumberland [2019])
- » 84 - All-Conference Selections (Last: Jarron Cumberland, Trevon Scott [2020])
- » 57 - NBA Draft Picks (Last: Jacob Evans III [2018])
- » 53 - Members of the 1,000-Point Club
- » 434 - Weeks Ranked in AP Top 25

- » 212 - Weeks Ranked in AP Top 10
- » 45 - Weeks ranked No. 1
- » 2 - Members of Basketball Hall of Fame (Jack Twyman & Oscar Robertson)
- » 2 - Olympic Gold Medalists (Robertson [1960] & George Wilson [1964])

## OVER THE LAST 10 SEASONS

- » Cincinnati is one of six schools in the nation to have appeared in the last nine NCAA Tournaments played entering the 2020-21 season, joining Duke, Gonzaga, Kansas, Michigan State and North Carolina.
- » **UC'S ACHIEVEMENTS THE LAST 10 SEASONS:**
- » 256-89 overall record (.742 win percentage)
- » 99 wins in AAC play (league best)
- » Won three AAC regular-season titles (2014, 2018, 2020) and three AAC tournament championships (2018, 2019, 2020).
- » 153-24 home record (.864 win percentage), including a 63-5 mark since the start of 2016-17.
- » Ranked in the AP Top 25 poll for 71 weeks.
- » 26 all-conference awards won by 11 different players.
- » Four former players signing with NBA teams (Troy Caupain, Gary Clark, Jacob Evans III and Sean Kilpatrick).

## FIFTH THIRD ARENA

- » The 2020-21 campaign marks the third season since Cincinnati's Fifth Third Arena (capacity 12,012) reopened after a 20-month, privately funded \$87-million renovation prior to 2018-19.
- » The Bearcats have registered a 414-83 record (.833 win percentage) at the arena since its opening for the 1989-90 campaign. UC was 16-2 at home in 2018-19 and was 12-2 in 2019-20.
- » UC's .926 win percentage (63-5) at Fifth Third Arena since the start of 2016-17 finished the 2019-20 season ranks fifth best in the nation.
- » While Fifth Third Arena was undergoing renovation during the 2017-18 season, UC played its home schedule at BB&T Arena on the campus of Northern Kentucky University where current UC head coach John Brannen was leading the Norse.

## LAST SEASON LOOKBACK

- » **TEAM ACCOMPLISHMENTS:** Cincinnati (20-10, 13-5 American) earned a share of the 2020 American Athletic Conference men's basketball regular-season championship and received the top seed in the 2020 AAC Championship, March 12-15, at Dickies Arena in Fort Worth, Texas. The event was canceled due to a coronavirus (COVID-19) pandemic.
- » The Bearcats compiled a 13-5 league record, winning 10 of their final 13 conference games to share the regular-season crown with No. 2 seed Houston and No. 3 seed Tulsa.
- » UC extended its streak of 20-win campaigns to 10 consecutive seasons in 2019-20. It continued the longest streak since the Bob Huggins era when UC set a school record, winning 20 or more games for 11 consecutive seasons (1992-2002). It marked the 39th 20-win season in program history.
- » Cincinnati's 109 games since the start of the 2016-17 season finished the 2019-20 season tied for eighth most in the nation.
- » Cincinnati led the nation, playing in seven overtime games in 2019-20. The number was also a school and AAC record.
- » UC also played in four consecutive overtime games at the end of February, tying for the NCAA record with Jackson-

ville (1982), Illinois State (1985) and Dayton (1988).

- » UC rallied from a deficit of 10 or more points for the win in six games in 2019-20, including each of its last two regular-season games.
- » **TEAM RANKINGS:** UC ranked in the top third of the AAC in field goal percentage (2nd at .445), assists (2nd at 14.6), points (3rd at 72.7), rebounding defense (4th at 34.1), rebounding margin (4th at +3.6) and blocks (4th at 4.9).
- » The Bearcats ranked nationally in blocks per game (24th at 4.9), field goal percentage defense (29th at .398) and total blocks (30th at 146).
- » **PLAYER ACCOMPLISHMENTS:** UC's **Jarron Cumberland** and **Trevon Scott** were named AAC First Team honorees as voted upon by the league's coaches.
- » Scott claimed AAC Defensive Player of the Year, the Most Improved Player and the Sportsmanship Award.
- » Jarron Cumberland finished his career as only the fourth Bearcat in school history to achieve 1,700 points and 400 assists for his career. He joined Oscar Robertson (2,973 points/425 assists from 1958-60), Steve Logan (1,985 points/456 assists from 1999-2002) and Deonta Vaughn (1,885 points/511 assists from 2007-2010) on the exclusive list. Cumberland finished his career with 1,782 points and 415 assists, ranking seventh in school history in both categories.
- » Jarron Cumberland ranked among AAC leaders in assists (2nd at 6.1), scoring (4th at 16.8), assist-to-turnover ratio (7th at 1.5), minutes played (8th at 34.9), blocks (10th at 0.9), free throw percentage (10th at .787) in league games only in 2019-20.
- » Scott became the first UC player to average a double-double in a season since Dwight Jones averaged 16.6 points and 10.1 rebounds in 1982-83.
- » Scott's 10.5 rebounds per game in 2019-20 were the most by a Bearcat since Pat Cummings averaged 11.3 rebounds during the 1978-79 campaign.
- » Scott ranked among the AAC leaders in rebounds (2nd at 10.5), defensive rebounds (2nd at 7.8), offensive rebounds (4th at 2.8), field goal percentage (6th at .493), minutes played (6th at 33.8), steals (8th at 1.5), blocks (112th at 0.8) and points (21st at 11.4).
- » Scott ranked among the nation's best in defensive rebounds (8th at 7.77), rebounds per game (15th at 10.5), total rebounds (24th at 316) and double-doubles (33rd with 13).
- » Scott played in 108 of UC's 109 victories over the past four seasons while Cumberland played in 105 of those wins.
- » Scott's four-year win total ended the season tied for second most of any player in college basketball with Michigan's Jon Teske, two victories behind Virginia's Mamadi Diakite (110).

**-GOBEARCATS.COM-**





## THE BRANNEN FILE

- » **Hometown:** Alexandria, Ky.
- » **Alma Mater:** Marshall, 1997
- » **Family:** wife, Lisa;  
twin daughters, Jaylee and Katelyn

## COACHING EXPERIENCE

- » **1999-2000:**  
Asst. Coach, Charleston (W.Va.)
- » **2001-2002 to 2002-03:**  
Asst. Coach, Eastern Kentucky
- » **2003-04 to 2005-06:**  
Asst. Coach, St. Bonaventure
- » **2006-07 to 2008-09:**  
Asst. Coach, VCU
- » **2009-10 to 2012-13:**  
Asst. Coach, Alabama
- » **2013-14 to 2014-15:**  
Assoc. Head Coach, Alabama
- » **2015-16 to 2018-19:**  
Head Coach, Northern Kentucky
- » **2019-20 to Present:**  
Head Coach, Cincinnati

## PLAYING EXPERIENCE

- » **1993-1994 to 1994-95:**  
Morehead State
- » **1995-96 to 1996-97:**  
Marshall
  - First Team All-Southern Conference as a senior (1997)
  - Led the Southern Conference in scoring as a senior (20.9 points)
  - Scored 1,008 points in two seasons playing for Billy Donovan (1996) and Greg White (1997)

## CINCINNATI HEAD COACH JOHN BRANNEN

John Brannen made an immediate impression in Clifton in 2019-20, becoming the first Cincinnati head coach since 1966 to win a conference regular-season championship in his first season on the job, guiding the Bearcats to a share of the American Athletic Conference title.

The achievement seems to be a pattern for Brannen, who also won regular-season crowns his last two seasons across the Ohio River at Northern Kentucky (2018, 2019) before coming to Cincinnati.

The feat also puts Brannen in rare company nationally as one of only six active coaches to have won a conference regular-season crown in each of the past three seasons along with Gonzaga's Mark Few (eight consecutive West Coast Conference titles), Vermont's John Becker (four American East Conference titles), New Mexico State's Chris Jans (three Western Athletic Conference titles), Michigan State's Tom Izzo (three Big Ten Conference titles), and Murray State's Matt McMahon (three Ohio Valley Conference titles).

Brannen also became the fifth UC coach in history to win a regular-season conference title in his first year leading the program, joining Frank Rice (1929 - Buckeye Athletic Association), John Wiethe (1947 - Mid-American Conference), Ed Jucker (1961 - Missouri Valley Conference) and Tay Baker (1966 - Missouri Valley Conference).

Brannen, who was named UC's 27th head coach in program history on Apr. 14, 2019, had served as NKU's head coach since the 2015-2016 season, taking the Norse to unprecedented success as the school's athletics department underwent reclassification. Since earning active Division I status eligibility prior to the start of the 2016-17 season, the Norse men's basketball program has compiled a 72-30 overall record, making three consecutive postseason appearances (NCAA Tournament [2017, 2019], NIT [2018]), winning back-to-back Horizon League regular-season championships (2018, 2019) and claiming a pair of conference tournament titles (2017, 2019). No other school in the nation has enjoyed NKU's amount of success in its first three years with active status at the Division I level.

Brannen, whose coaching career spans 20 seasons, owns a 103-62 career record as head coach, including a 21-10 mark at Cincinnati. He registered an 81-51 ledger in four seasons at NKU and a 1-1 mark as Alabama's interim head coach at the end of the 2014-15 campaign.

The 2017 Horizon League Coach of the Year, Brannen led the Norse to a 24-11 record in 2016-17, the Horizon League Tournament title and an appearance in the NCAA Tournament in the school's first season of active status eligibility. NKU's win total was an improvement of 15 victories from the previous season, marking the third-best turnaround in the nation behind only UCLA and Minnesota.

Brannen guided NKU to a 22-10 mark, the Horizon League regular-season championship and an NIT appearance in 2017-18. NKU posted a Division I-era record 26 wins with eight losses in 2018-19, claiming the league regular-season championship and tournament title and its second NCAA Tournament appearance in three years.

Brannen's players earned 10 Horizon League postseason accolades at NKU, highlighted by Drew McDonald receiving league player of the year honors in 2019. NKU finished 2018-19 ranked 11th in the nation in both

total assists (592) and assists per game (16.9). The Norse also ranked nationally in field goal shooting percentage (27th at .478), scoring margin (28th at +9.6), assist-to-turnover ratio (32nd at 1.34), three-point shooting defense (34th at .314), rebound margin (43rd at +4.5) and scoring offense (44th at 78.5 points).

Brannen came to NKU after spending six seasons (2010-2015) at Alabama coaching under Anthony Grant, four as an assistant coach and two as the associate head coach. The Crimson Tide made four postseason appearances during his stay. Alabama finished as the runners up at the 2011 NIT, posting a 25-12 overall mark and winning the Southeastern Conference West Division title. The Crimson Tide made an NCAA Tournament appearance the following season and later advanced to the NIT quarterfinals in 2013 and the second round of the NIT in 2015. Brannen served as interim head coach for Alabama's two games in the 2015 NIT. While in Tuscaloosa, Brannen helped sign Alabama's 2011 recruiting class that ranked fifth in the nation according to Rivals.com.

Prior to Alabama, Brannen served as an assistant coach at VCU for three seasons (2007-09) under Anthony Grant, helping lead the Rams to three 20-win campaigns, two NCAA Tournament appearances (2007, 2009) and a showing in the NIT (2008). The 2007 squad posted a 28-7 mark, upsetting Duke in the first round of the NCAA Tournament.

Brannen helped recruit Larry Sanders, who later was drafted by Milwaukee as the 15th pick in the 2010 NBA draft and also helped recruit four of VCU's five starters on its 2011 Final Four team.

Brannen also was an assistant coach at St. Bonaventure (2004-06) for three seasons, Eastern Kentucky (2001-2003) for three seasons and Charleston for the 1999-2000 campaign.

A native of nearby Alexandria, Kentucky, Brannen attended Newport Central Catholic High School. He began his collegiate playing career at Morehead State before transferring to Marshall for his final two seasons, playing for head coaches Billy Donovan (1996) and Greg White (1997).

Brannen was a first team All-Southern Conference selection as a senior at Marshall in 1996-97 when he led the league in scoring, averaging 20.9 points. He scored 1,008 points in two seasons with the Thundering Herd and still ranks among the school's top 25 players in career free throw percentage (.777), career three-pointers made (14th at 135), career three-point shooting percentage (14th at .386), single-season scoring (12th with 605 points in 1996-97) and single-season scoring average (23rd with 20.9 points during 1996-97).

A Rhodes Scholar finalist, Brannen received scholarships from both the NCAA and Southern Conference. He earned a degree in business management from Marshall in 1997. He was inducted into the Marshall University Athletics Hall of Fame in September 2019.

Following his time at Marshall, Brannen played two seasons of professional basketball in Belgium's First Division before beginning his coaching career.

Brannen and his wife Lisa live in Northern Kentucky and are the proud parents of twin daughters, Jaylee and Katelyn.

## BRANNEN'S YEARLY COACHING RECORD

SEASON	SCHOOL (CONF.)	POSITION	RECORD/LEAGUE (FINISH)	LEAGUE TOURNAMENT (RECORD)	POSTSEASON (RECORD)
2014-15	Alabama (SEC)	Interim Head Coach	1-1/--	--	NIT Second Round (1-1)
<b>Alabama Totals</b>			<b>1 season</b>	<b>1-1/0-0</b>	<b>.500/.000</b>

SEASON	SCHOOL (CONF.)	POSITION	RECORD/LEAGUE (FINISH)	LEAGUE TOURNAMENT (RECORD)	POSTSEASON (RECORD)
2015-16	Northern Kentucky (Horizon)	Head Coach	9-21/5-13 (8th)	First Round (0-1)	None
2016-17	Northern Kentucky (Horizon)	Head Coach	24-11/12-6 (T-3rd)	Champions (3-0)	NCAA First Round (0-1)
2017-18	Northern Kentucky (Horizon)	Head Coach	22-10/15-3 (1st)	First Round (0-1)	NIT First Round (0-1)
2018-19	Northern Kentucky (Horizon)	Head Coach	26-9/13-5 (T-1st)	Champions (3-0)	NCAA First Round (0-1)
<b>Northern Kentucky Totals</b>			<b>4 seasons</b>	<b>81-51/45-27</b>	<b>.614/.625</b>

SEASON	SCHOOL (CONF.)	POSITION	RECORD/LEAGUE (FINISH)	LEAGUE TOURNAMENT (RECORD)	POSTSEASON (RECORD)
2019-20	Cincinnati (AAC)	Head Coach	20-10/13-5 (T-1st)	N/A - COVID 19	N/A - COVID 19
2020-21	Cincinnati (AAC)	Head Coach	1-0/0-0		
<b>Cincinnati Totals</b>			<b>Second season</b>	<b>21-10/13-5</b>	<b>.677/.722</b>

<b>Head Coaching Totals</b>	<b>Sixth season</b>	<b>103-62/58-32</b>	<b>.624/.644</b>
-----------------------------	---------------------	---------------------	------------------

## BRANNEN'S RECORD AGAINST ALL OPPONENTS

SCHOOL	W-L	SCHOOL	W-L	SCHOOL	W-L	SCHOOL	W-L	SCHOOL	W-L
Alabama A&M	1-0	Eastern Kentucky	1-1	Kentucky	0-1	Northern Illinois	2-0	USF	1-0
Austin Peay	0-1	Eastern Washington	1-0	Lipscomb	1-0	Oakland	4-5	Valparaiso	2-3
Berea	1-0	East Tennessee State	1-1	Louisville	0-1	Ohio State	0-1	Vermont	1-1
Bowling Green	0-1	Fordham	0-0	Manhattan	1-0	Southeast Missouri State	2-0	Wabash	1-0
Brescia	1-0	Furman	0-0	UMBC	1-1	SMU	1-0	Western Kentucky	0-0
UCF	1-2	Georgia	0-0	Memphis	1-2	Temple	2-0	West Virginia	0-2
Cincinnati	0-1	Grand Canyon	0-0	Miami	0-1	Tennessee	1-0	Wichita State	2-0
Cleveland State	5-4	Green Bay	5-3	Miami (Ohio)	2-0	Texas A&M	0-1	Wilmington	1-1
Coastal Carolina	1-0	Houston	1-1	Michigan	0-1	Texas Tech	0-1	Wright State	5-5
Colgate	0-1	Illinois	1-1	Milwaukee	7-3	Tiffin	1-0	Xavier	0-2
Delaware	1-0	Illinois State	1-0	Morehead State	3-1	Toledo	0-1	Youngstown State	7-2
Detroit Mercy	8-1	IU-Kokomo	1-0	Nevada	0-0	Tulane	0-1		
Drake	1-0	IUPUI	3-1	Norfolk State	2-0	Tulsa	1-0		
Earlham	1-0	Iona	1-0	UNC Asheville	1-0	UConn	1-1		
East Carolina	2-0	Iowa	0-1	North Carolina A&T	0-1	UIC	6-2		
Eastern Illinois	1-1	James Madison	1-0	North Carolina Central	0-1	UNLV	1-0		

**Possible 2020-21 opponents in boldface**

## THE LAST TIME...

### TEAM

#### 100 POINTS BY A TEAM

By UC	105 vs. Arkansas-Pine Bluff, 11/27/18
By Opponent	104 by UConn (40T), 3/11/16

#### 90-99 POINTS BY A TEAM

By UC	92 vs. Memphis, 2/13/20
By Opponent	91 by Bowling Green, 11/24/19

#### 30-PLUS POINT WIN

By UC	31 (75-44) vs. Tulsa, 1/8/20
By Opponent	38 (89-51) vs. Notre Dame, 3/10/11

#### 60 PERCENT SHOOTING BY A TEAM

By UC	.641 vs. Arkansas-Pine Bluff, 11/27/18
By Opponent	.674 vs. Pittsburgh, 2/14/09

#### 50 PERCENT SHOOTING BY A TEAM

By UC	.569 at USF, 3/3/20
By Opponent	.534 by Temple, 1/22/20

#### CINCINNATI PLAYED A RANKED OPPONENT

UC Win	64-62 vs. No. 21 Houston, 2/1/20
UC Loss	55-68 at No. 25 Houston, 3/1/20

#### SINGLE OVERTIME GAME

UC Win	70-67 at East Carolina, 2/16/20
UC Loss	72-71 (OT) at UConn, 2/9/20

#### DOUBLE OVERTIME GAME

UC Win	72-70 (2OT) vs. Georgetown, 3/8/12
UC Loss	89-87 (2OT) vs. UCF, 2/19/20

#### TRIPLE OVERTIME GAME

UC Win	75-73 (7OT*) vs. Bradley, 12/21/81
UC Loss	104-97 (4OT) vs. UConn, 3/11/16

\* - NCAA record.

### INDIVIDUAL

#### 40 POINTS BY A PLAYER

By UC	41, Steve Logan vs. Southern Mississippi, 2/15/02
By Opponent	40, Trevon Bluiett, Xavier, 1/26/17

#### 30 POINTS BY A PLAYER

By UC	30, Keith Williams at USF, 3/3/20
By Opponent	31, Corey Davis Jr., vs. Houston, 3/10/19

#### 20 REBOUNDS BY A PLAYER

By UC	21 by Trevon Scott vs. UCF, 2/19/20
By Opponent	four times

#### 15 REBOUNDS BY A PLAYER

By UC	19, Trevon Scott vs. Memphis, 2/13/20
By Opponent	15, Greg Monroe, vs. Georgetown, 3/6/10

#### TWO PLAYERS WITH 20 OR MORE POINTS IN SAME GAME

By UC	Keith Williams (30), Trevon Scott (21) at USF, 3/3/20
By Opponent	Daniel Hamilton (32), Jalen Adams (22) vs. UConn, 3/11/16

#### TWO PLAYERS WITH 10 OR MORE REBOUNDS IN SAME GAME

By UC	Trevon Scott (11), Keith Williams (11) vs. East Carolina, 1/19/20
By Opponent	Ben Moore (11), Sterling Brown (11) vs. SMU, 1/12/17

#### THREE PLAYERS WITH 10 OR MORE REBOUNDS IN SAME GAME

By UC	Gary Clark (10), Kyle Washington (10) & Troy Caupain (10) at Iowa State, 12/1/16
-------	--

#### 10 ASSISTS BY A PLAYER

By UC	10, Jarron Cumberland at UConn, 2/9/20
By Opponent	10, Chris Howard, at USF, 2/14/09

#### FIVE STEALS BY A PLAYER

By UC	5, Chris McNeal vs. Iowa, 12/21/19
By Opponent	6, Tony Johnson Jr., vs. UCF, 2/19/20

#### FIVE BLOCKED SHOTS BY A PLAYER

By UC	5, Chris Vogt vs. Houston, 2/1/2/20
By Opponent	5, Tacko Fall, vs. UCF, 2/21/19

#### DOUBLE-DOUBLE BY A UC PLAYER

UC Win	Trevon Scott (21 pts, 11 rebs) at USF, 3/3/20
UC Loss	Trevon Scott (17pts, 11 rebs) at No. 25 Houston, 3/1/20

### DOUBLE-DOUBLES BY TWO UC PLAYERS

By UC	Trevon Scott (15 pts, 10 rebs) & Nysier Brooks (12 pts, 10 rebs) vs. Milwaukee, 11/16/18
-------	--

### DOUBLE-DOUBLES BY THREE UC PLAYERS

By UC	Troy Caupain (37 pts, 10 rebs), Octavius Ellis (13 pts, 10 rebs) & Gary Clark (12 pts, 12 rebs) vs. UConn, 3/11/16
-------	--

### TRIPLE-DOUBLE BY A UC PLAYER

By UC	Eric Hicks (22 pts., 12 rebs., 10 blks.) vs. Marquette, 1/7/06
-------	--

### UC PLAYER LED TEAM IN POINTS, REBOUNDS & ASSISTS

By UC	Jarron Cumberland (28 pts, 9 rebs, 4 assts) vs. SMU, 1/28/20
-------	--

### A PLAYER WON A GAME IN THE FINAL SECONDS

By UC	Trevon Scott's tip-in with 2.8 seconds left UC defeats Temple 64-63, 3/7/20
By Opponent	Roosevelt Jones layup with 0.1 left Butler defeats UC 78-76, 12/2/15

### FOUR PLAYERS SCORED IN DOUBLE FIGURES

By UC	Trevon Scott (22), Jarron Cumberland (19), Keith Williams (17), Jaevin Cumberland (12) vs. UCF, 2/19/20
-------	---

### FIVE PLAYERS SCORED IN DOUBLE FIGURES

By UC	Keith Williams (17), Trevon Scott (14), Chris Vogt (13) Jarron Cumberland (13), Mika Adams-Woods (10) at East Carolina 2/16/20
-------	--

### SIX PLAYERS SCORED IN DOUBLE FIGURES

By UC	Trevon Scott (25), Jarron Cumberland (15), Mika Adams-Woods (14), Keith Williams (11) Jaevin Cumberland (10) vs. Memphis, 2/13/20
-------	---

### SEVEN PLAYERS SCORED IN DOUBLE FIGURES

By UC	Kevin Johnson (18), Jacob Evans (17), Justin Jenifer (13), Kyle Washington (12), Jarron Cumberland (11) Troy Caupain (10), Tre Scott (10) vs. Fairleigh Dickinson, 12/17/16
-------	---

### EIGHT PLAYERS SCORED IN DOUBLE FIGURES

By UC	Farad Cobb (15), Shaq Thomas (14), Kevin Johnson (14), Coreontae DeBerry (12), Justin Jenifer (11), Quadri Moore (10), Jacob Evans (10), Ocatvius Ellis (10) vs. Robert Morris, 11/15/15
-------	--

## THE POLLS

ASSOCIATED PRESS POLL (NOV. 30)		
RK.	TEAM (FIRST PLACE VOTES)	
1	Gonzaga (57)	1569
2	Baylor (6)	1513
3	Iowa	1410
4	Wisconsin	1287
5	Illinois	1281
6	Duke	1185
7	Kansas	1169
8	Michigan State	1028
9	Creighton	981
10	Houston	949
11	West Virginia	943
12	Villanova	939
13	Tennessee	878
14	North Carolina	591
15	Virginia	581
16	Virginia Tech	570
17	Texas Tech	478
	Texas	478
19	Richmond	382
20	Kentucky	363
21	Oregon	338
22	Florida State	304
23	Ohio State	282
24	Rutgers	252
25	Arizona State	233

### OTHERS RECEIVING VOTES:

Michigan 90, San Diego State 86, Saint Louis 69, Louisville 55, Alabama 52, Florida 45, Indiana 38, UCLA 14, Maryland 9, Providence 7, Stanford 7, UConn 6, Clemson 4, LSU 3, Arkansas 2, TCU 1, Loyola Chicago 1, BYU 1, Colorado 1.

USA TODAY COACHES POLL (PRESEASON)		
RK.	TEAM (FIRST PLACE VOTES)	
1	Baylor (12)	764
2	Gonzaga (10)	762
3	Villanova (8)	755
4	Virginia	666
5	Kansas	612
6	Iowa (1)	587
7	Wisconsin	579
8	Duke (1)	555
9	Kentucky	541
10	Illinois	523
11	Creighton	458
12	Michigan St	437
13	Texas Tech	420
14	Tennessee	383
15	West Virginia	347
16	North Carolina	266
17	Arizona State	240
18	Houston	203
18	Florida State	203
20	Oregon	193
21	UCLA	145
22	Texas	137
23	Rutgers	104
24	Ohio St.	102
25	Alabama	62

### OTHERS RECEIVING VOTES:

Louisville 55; Florida 52; Michigan 38; Louisiana State 27; San Diego St. 23; Dayton 23; Richmond 21; Maryland 15; Indiana 14; Seton Hall 12; Memphis 12; Connecticut 11; Stanford 10; Oklahoma State 9; Northern Iowa 8; Brigham Young 8; Syracuse 4; Providence 4; Purdue 3; Arkansas 2; Western Kentucky 1; Stephen F. Austin 1; Saint Mary's 1; Loyola-Chicago 1; Georgia Tech 1.

## CINCINNATI'S WEEKLY RANKINGS

ASSOCIATED PRESS	WEEK	USA TODAY
--	Preseason	--
--	Nov. 30	NA

## 2020-21 AMERICAN ATHLETIC CONFERENCE

### 2020-21 AMERICAN CONFERENCE STANDINGS (THRU DEC. 3)

TEAM	AAC	PCT.	OVERALL	PCT.
Houston	0-0	.000	3-0	1.000
SMU	0-0	.000	3-0	1.000
Tulane	0-0	.000	2-0	1.000
East Carolina	0-0	.000	2-0	1.000
UCF	0-0	.000	1-0	.000
<b>Cincinnati</b>	<b>0-0</b>	<b>.000</b>	<b>1-0</b>	<b>1.000</b>
Wichita State	0-0	.000	1-0	.000
Memphis	0-0	.000	2-2	.500
USF	0-0	.000	2-2	.500
Temple	0-0	.000	0-0	.000
Tulsa	0-0	.000	0-2	.000

### 2020-21 AAC COMPOSITE SCHEDULE

(Schedule listed below may not be most updated slate due to numerous cancellations and changes as a result of COVID-19).

#### Friday, Dec. 4

Central Arkansas at Memphis	8 p.m.	ESPN+
UT Arlington at Tulsa	5 p.m.	ESPN+

#### Saturday, Dec. 5

Radford at East Carolina	2 p.m.	ESPN+
SMU at Dayton	2 p.m.	ESPN+
South Carolina at Houston	6 p.m.	ESPN+

#### Sunday, Dec. 6

Missouri at Wichita State	2 p.m.	ESPN2
<b>Xavier at Cincinnati</b>	<b>3 p.m.</b>	<b>ESPN</b>
UCF at Michigan	4 p.m.	BTN

#### Monday, Dec. 7

UNCW at East Carolina	6 p.m.	ESPN+
-----------------------	--------	-------

#### Tuesday, Dec. 8

Arkansas at Tulsa	TBA	ESPN+
Stetson at USF	5 p.m.	ESPN+
Mississippi Valley State at Memphis	8 p.m.	ESPN+

#### Wednesday, Dec. 9

<b>Furman at Cincinnati</b>	<b>5 p.m.</b>	<b>ESPN+</b>
Sam Houston State at Houston	7 p.m.	ESPN+
Southern Miss at Tulane	8 p.m.	ESPN+

### CINCINNATI IN THE AMERICAN 2019-20 TEAM-INDIVIDUAL STATISTICS (FINAL)

TEAM			
CATEGORY	STAT	AAC	NCAA
Scoring Offense	72.7	3rd	
Scoring Defense	67.1	7th	
Scoring Margin	+5.6	5th	
Free Throw Pct.	.677	11th	
Field Goal Pct.	.445	2nd	
FG Pct. Defense	.398	5th	
3-FG Pct.	.319	10th	
3-FG Pct. Defense	.337	9th	
Rebounding Offense	37.7	5th	
Rebounding Defense	34.1	4th	
Rebound Margin	+3.6	4th	
Blocked Shots	4.9	4th	24th
Assists	14.6	2nd	
Steals	6.5	8th	
Turnover Margin	-0.37	10th	
Assist/TO Ratio	1.0	5th	
Offensive Rebounds	11.0	6th	
Defensive Rebounds	26.7	5th	
3-FG Made	6.6	9th	

\* NCAA rankings list if in Top 50 only

### INDIVIDUAL

CATEGORY	STAT	AAC	NCAA
<b>Scoring</b>			
Cumberland, Jarron	15.5	6th	
Williams, Keith	12.6	17th	
Scott, Trevon	11.4	21st	
Vogt, Chris	11.0	T25th	
<b>Rebounding</b>			
Scott, Trevon	10.5	2nd	15th
Vogt, Chris	5.9	16th	
<b>Field Goal Percentage</b>			
Vogt, Chris	.648	1st	
Scott, Trevon	.493	6th	
<b>Assists</b>			
Cumberland, Jarron	4.9	2nd	
<b>Free Throw Percentage</b>			
Williams, Keith	.792	10th	
<b>Steals</b>			
Scott, Trevon	1.5	8th	
<b>Three-Point Field Goals Made</b>			
Cumberland, Jaevin	2.1	2nd	
Cumberland, Jarron	1.7	15th	
<b>Blocked Shots</b>			
Vogt, Chris	1.6	5th	
Williams, Keith	0.9	10th	
Scott, Trevon	0.8	T12th	
<b>Assist/Turnover Ratio</b>			
Cumberland, Jarron	1.3	9th	
<b>Offensive Rebounds</b>			
Scott, Trevon	2.8	4th	
Vogt, Chris	2.6	7th	
<b>Defensive Rebounds</b>			
Scott, Trevon	7.8	2nd	8th
<b>Minutes Played</b>			
Scott, Trevon	33.8	6th	
Cumberland, Jarron	32.5	11th	
Williams, Keith	28.9	22nd	
Vogt, Chris	28.5	24th	

\* NCAA rankings list if in Top 50 only

UC'S RECORD WHEN

	2020-21
Overall	1-0
Home games	1-0
Away games	0-0
Neutral site games	0-0
Conference games	0-0
vs. Top 25 teams	0-0
Overtime games	0-0
Lead at halftime	0-0
Trail at halftime	0-0
Tied at halftime	1-0
Lead with 10:00 left	0-0
Trail with 10:00 left	1-0
Tied with 10:00 left	0-0
Lead with 5:00 left	1-0
Trail with 5:00 left	0-0
Tied with 5:00 left	0-0
Lead with 2:00 left	1-0
Trail with 2:00 left	0-0
Tied with 2:00 left	0-0
Shoot better FG%	1-0
Shoot worse FG%	0-0
Shoot 50%-plus	0-0
Shoot below 50%	1-0
Opponent shoots 50%-plus	0-0
Opponent shoots below 50%	1-0
Opponent shoots below 40%	0-0
Make 7 or fewer 3FGs	1-0
Make 8 or more 3FGs	0-0
Shoot more FTs than opponent	0-0
Outrebound opponent	1-0
Opponent outrebound UC	0-0
Same number of rebounds	0-0
Commits fewer turnovers than opponent	1-0
Commits more turnovers than opponent	0-0
Commits same turnovers as opponent	0-0
Commits 12 or fewer turnovers	1-0
Outscores opponent bench	1-0
1-3 point games	0-0
4-5 point games	0-0
6-10 point games	0-0
11-19 point games	1-0
20-plus point games	0-0
Scores 59 or fewer points	0-0
Scores 60-69 points	1-0
Scores 70 or more points	0-0
Scores 80 or more points	0-0
Holds opponent to 50 or fewer points	0-0
Holds opponent to 51-60 points	1-0
Holds opponent to 61-70 points	0-0
Opponent scores 70-plus points	0-0
Opponent scores 80-plus points	0-0
November	0-0
December	1-0
January	0-0
February	0-0
March	0-0
Monday	0-0
Tuesday	0-0
Wednesday	1-0
Thursday	0-0
Friday	0-0
Saturday	0-0
Sunday	0-0
After a win	0-0
After a loss	0-0

BEARCATS STARTING LINEUPS

OPPONENT	UC STARTERS
Lipscomb	DeJulius, Adams-Woods, Williams, Ivanauskas, Vogt
Xavier	
Furman	
at Tennessee	
USF	
at Georgia	
at UCF	
Tulsa	
at SMU	
at Wichita State	
East Carolina	
Tulane	
at Temple	
at Houston	
Wichita State	
at USF	
Temple	
at Tulane	
at Memphis	
UCF	
Houston	
at Tulsa	
Memphis	
SMU	
at East Carolina	

RECORD BY STARTING LINEUPS

UC STARTERS	RECORD
DeJulius, Adams-Woods, Williams, Ivanauskas, Vogt	1-0

PLAYERS IN DOUBLE FIGURES

# OF PLAYERS	0	1	2	3	4	5	6	7
TIMES THIS SEASON	0	0	1	0	0	0	0	0

LEADS & DEFICITS

<b>LARGEST LEAD OF SEASON -</b>
12 pts (0:18, 2nd half vs. Lipscomb [12/2/20])
<b>LARGEST LEAD LOST IN DEFEAT -</b>
None
<b>LARGEST DEFICIT OF SEASON -</b>
9 pts (10:23 1st half vs. Lipscomb [12/2/20])
<b>LARGEST DEFICIT OVERCOME IN VICTORY -</b>
9 pts (10:23 1st half vs. Lipscomb [12/2/20])

OVERTIME RECORDS

UC'S OVERALL RECORD	62-58
1 OT Games	53-46
2 OT Games	8-9
3 OT Games	0-1
4 OT Games	0-2
7 OT Games	1-0

RECORDS IN OVERTIME GAMES		
Home	31-18	.633
Schmidlapp Gym	3-4	.429
Schmidt Fieldhouse	0-1	.000
Music Hall	0-1	.000
Armory Fieldhouse	5-4	.556
Cincinnati Gardens	3-2	.600
U.S. Bank Arena	3-1	.750
Fifth Third Arena	16-5	.762
Away	19-31	.380
Neutral	12-9	.571

- Current Streak:** Lost 1
- Longest Winning Streak:** 5 (Tay Baker - 1966-67)
- Longest Losing Streak:** 4 (Bob Ruess, 1943 - John Weithe, 1950)
- Cincinnati's seven overtime games in 2019-20 were a school record (previous record was six during the 1966-67 season), AAC record and are one shy of the NCAA record of eight overtime games set by Western Kentucky (1978), Portland (1984) and Valparaiso (1993).
  - Cincinnati's four consecutive overtime games from Feb. 9, 2020 through Feb. 19, 2020 tied the NCAA record set by Jacksonville (1982), Illinois State (1985) and Dayton (1988).
  - On Dec. 21, 1981 UC & Bradley played an NCAA-record 70T game (UC won, 75-73)
  - Cincinnati has been involved in two of the five NCAA tournament championship games to go into overtime. The Bearcats defeated Ohio State, 70-65, in 1961, but lost to Loyola (Ill.), 60-58, in 1963.
  - In 1966-67, Cincinnati played six overtime games, winning five. The Bearcats were 5-0 at home in overtime games that season, an NCAA record.

UC COACHES IN OVERTIME GAMES			
COACH (YEARS)	NO.	RECORD	PCT.
Mick Cronin (2006-2019)	27	15-12	.556
Bob Huggins (1989-2005)	25	14-11	.560
Tay Baker (1965-72)	9	7-2	.778
Ed Jucker (1960-65)	9	4-5	.444
Ed Badger (1978-83)	8	3-5	.375
<b>John Brannen (2019-Present)</b>	<b>7</b>	<b>4-3</b>	<b>.571</b>
Tony Yates (1983-89)	7	2-5	.286
John Wiethe (1946-52)	5	1-4	.200
George Smith (1952-60)	4	3-1	.750
Gale Catlett (1972-78)	4	2-2	.500
Frank Rice (1928-32)	4	1-3	.250
Boyd Chambers (1918-28)	3	3-0	1.000
Clark Ballard (1939-42)	2	2-0	1.000
Andy Kennedy (2005-06)	2	1-1	.250
Tay Brown (1933-37)	2	0-2	.000
John Halliday (1932-33)	1	0-1	.000
Bob Ruess (1942-44)	1	0-1	.000



## SPECIALTY STATISTICS

OPPONENT	RESULT	OFF TO	IN PAINT	2ND CHANCE	FAST BREAK	BENCH
Lipscomb		4	28	6	10	10
at Cincinnati	W, 67-55	19	40	11	13	13
Xavier						
at Cincinnati						
Furman						
at Cincinnati						
at Tennessee						
Cincinnati						
USF						
at Cincinnati						
at Georgia						
Cincinnati						
at UCF						
Cincinnati						
Tulsa						
at Cincinnati						
at SMU						
Cincinnati						
at Wichita State						
at Cincinnati						
East Carolina						
at Cincinnati						
Tulane						
at Cincinnati						
at Temple						
Cincinnati						
at Houston						
Cincinnati						
Wichita State						
at Cincinnati						
at USF						
Cincinnati						
Temple						
at Cincinnati						
at Tulane						
Cincinnati						
at Memphis						
Cincinnati						
UCF						
at Cincinnati						
Houston						
at Cincinnati						
at Tulsa						
Cincinnati						
Memphis						
at Cincinnati						
SMU						
at Cincinnati						
at East Carolina						
Cincinnati						
<b>TOTALS</b>		<b>OFF TO</b>	<b>IN PAINT</b>	<b>2ND CHANCE</b>	<b>FAST BREAK</b>	<b>BENCH</b>
<b>CINCINNATI</b>		<b>19</b>	<b>40</b>	<b>11</b>	<b>13</b>	<b>13</b>
<b>AVERAGE</b>		<b>19.0</b>	<b>40.0</b>	<b>11.0</b>	<b>13.0</b>	<b>13.0</b>
<b>OPPONENTS</b>		<b>4</b>	<b>28</b>	<b>6</b>	<b>10</b>	<b>10</b>
<b>AVERAGE</b>		<b>4.0</b>	<b>28.0</b>	<b>6.0</b>	<b>10.0</b>	<b>10.0</b>



0

**DAVID DeJULIUS**  
G • 6-0 • 195 • JR-TR  
Detroit, Mich.



1

**ZACH HARVEY**  
G • 6-5 • 195 • SO-1L  
Overland Park, Kan.



2

**KEITH WILLIAMS**  
G • 6-5 • 215 • SR-3L  
Brooklyn, N.Y.



3

**MIKE SAUNDERS JR.**  
G • 6-0 • 190 • FR-HS  
Indianapolis, Ind.



13

**TARI EASON**  
F • 6-8 • 215 • FR-HS  
Seattle, Wash.



20

**MAMOUDOU DIARRA**  
F • 6-9 • 225 • R-JR-2L  
Bamako, Mali



23

**MIKA ADAMS-WOODS**  
G • 6-3 • 185 • SO-1L  
Syracuse, N.Y.



24

**JEREMIAH DAVENPORT**  
G • 6-7 • 205 • SO-1L  
Cincinnati, Ohio



25

**RAPOLAS IVANAUSKAS**  
F • 6-10 • 235 • GR-TR  
Barrington, Ill.



30

**VIKTOR LAKHIN**  
F • 6-11 • 228 • FR-HS  
Anapa, Russia



31

**SAM MARTIN**  
G • 5-10 • 170 • SR-3L  
Cincinnati, Ohio



33

**CHRIS VOGT**  
C • 7-1 • 260 • SR-1L  
Mayfield, Ky.



43

**ROB BANKS**  
F • 6-5 • 210 • SO-1L  
Bracknell, England



44

**ADAM COOK**  
F • 6-6 • 180 • SR-1L  
Marysville, Ohio



45

**MASON MADSEN**  
G • 6-4 • 190 • FR-HS  
Rochester, Minn.



55

**GABE MADSEN**  
G • 6-5 • 195 • FR-HS  
Rochester, Minn.



**JOHN BRANNEN**  
HEAD COACH  
Second Season



**JAYSON GEE**  
ASSISTANT COACH  
Second Season



**SEAN DWYER**  
ASSISTANT COACH  
Second Season



**TIM MORRIS**  
ASSISTANT COACH  
Second Season

## CINCINNATI PLAYER SEASON &amp; CAREER HIGHS

#0 - DAVID DeJULIUS	Career	
2020-21 Season	Pts	20 vs. Maryland, 3/8/20#
8 vs. Lipscomb, 12/2/20	FG Atts	7 vs. Lipscomb, 12/2/20
7 vs. Lipscomb, 12/2/20	FG Made	12 at Iowa, 1/17/20#
3 vs. Lipscomb, 12/2/20	3PT-FG Atts	7, 2x (last vs. Michigan State, 2/8/20)#
5 vs. Lipscomb, 12/2/20	3PT-FG Made	4 vs. Presbyterian, 12/21/19#
2 vs. Lipscomb, 12/2/20	FT Atts	10 vs. Purdue, 1/9/20#
0	FT Made	7 vs. Purdue, 1/9/20#
0	Rebs	8 vs. Elon, 11/15/19#
6 vs. Lipscomb, 12/2/20	Assts	7 at Northwestern, 2/12/20#
4 vs. Lipscomb, 12/2/20	Stls	2 at Purdue, 2/22/20#
0	Blks	1 at Michigan State, 1/5/20#
0	Mins	34, 2x (last 8 vs. Lipscomb, 12/2/20)
34 vs. Lipscomb, 12/2/20		

# - Statistics from playing career at Michigan

#1 - ZACH HARVEY	Career	
2020-21 Season	Pts	8 vs. Wichita State, 2/23/20
7 vs. Lipscomb, 12/2/20	FG Atts	6, 2x (last vs. Lipscomb, 12/2/20)
6 vs. Lipscomb, 12/2/20	FG Made	3, 2x (last vs. Lipscomb, 12/2/20)
3 vs. Lipscomb, 12/2/20	3PT-FG Atts	3, 2x (last vs. Lipscomb, 12/2/20)
3 vs. Lipscomb, 12/2/20	3PT-FG Made	1, 4x (last vs. Lipscomb, 12/2/20)
1 vs. Lipscomb, 12/2/20	FT Atts	4, 3x (last vs. ECU, 1/19/20)
0	FT Made	3, 2x (last vs. ECU, 1/19/20)
0	Rebs	5 vs. Wichita State, 2/23/20
2 vs. Lipscomb, 12/2/20	Assts	4, 2x (last vs. ECU, 1/19/20)
1 vs. Lipscomb, 12/2/20	Stls	2 vs. Wichita State, 2/23/20
0	Blks	2 vs. Vermont, 12/3/19
0	Mins	27 vs. Valparaiso, 11/25/19
15 vs. Lipscomb, 12/2/20		

#2 - KEITH WILLIAMS	Career	
2020-21 Season	Pts	30 at USF, 3/3/20
7 vs. Lipscomb, 12/2/20	FG Atts	18 at USF, 3/3/20
10 vs. Lipscomb, 12/2/20	FG Made	12 at USF, 3/3/20
2 vs. Lipscomb, 12/2/20	3PT-FG Atts	5, 4x (last at ECU, 2/16/20)
3 vs. Lipscomb, 12/2/20	3PT-FG Made	4 vs. Vermont, 12/3/19
0	FT Atts	10, 2x (last vs. UCF, 2/19/20)
6 vs. Lipscomb, 12/2/20	FT Made	9, 2x (last vs. UCF, 2/19/20)
3 vs. Lipscomb, 12/2/20	Rebs	11 vs. ECU, 1/19/20
0	Assts	5, 3x (last at ECU, 2/16/20)
2 vs. Lipscomb, 12/2/20	Stls	4, 4x (last at USF, 3/3/20)
2 vs. Lipscomb, 12/2/20	Blks	3, 3x (last at UConn, 2/9/20)
0	Mins	46 vs. UCF, 2/19/20
22 vs. Lipscomb, 12/2/20		

#3 - MIKE SAUNDERS JR.	Career	
2020-21 Season	Pts	0
0	FG Atts	0
0	FG Made	0
0	3PT-FG Atts	0
0	3PT-FG Made	0
0	FT Atts	0
0	FT Made	0
0	Rebs	0
0	Assts	0
0	Stls	0
0	Blks	0
3 vs. Lipscomb, 12/2/20	Mins	3 vs. Lipscomb, 12/2/20

#13 - TARI EASON	Career	
2020-21 Season	Pts	2 vs. Lipscomb, 12/2/20
2 vs. Lipscomb, 12/2/20	FG Atts	3 vs. Lipscomb, 12/2/20
3 vs. Lipscomb, 12/2/20	FG Made	1 vs. Lipscomb, 12/2/20
1 vs. Lipscomb, 12/2/20	3PT-FG Atts	1 vs. Lipscomb, 12/2/20
1 vs. Lipscomb, 12/2/20	3PT-FG Made	0
0	FT Atts	0
0	FT Made	0
0	Rebs	3 vs. Lipscomb, 12/2/20
3 vs. Lipscomb, 12/2/20	Assts	1 vs. Lipscomb, 12/2/20
1 vs. Lipscomb, 12/2/20	Stls	0
0	Blks	2 vs. Lipscomb, 12/2/20
2 vs. Lipscomb, 12/2/20	Mins	8 vs. Lipscomb, 12/2/20
8 vs. Lipscomb, 12/2/20		

#20 - MAMOUDOU DIARRA	Career	
2020-21 Season	Pts	12 vs. Temple, 3/7/20
0	FG Atts	6, 4x (last vs. Temple, 3/7/20)
1 vs. Lipscomb, 12/2/20	FG Made	4, 2x (last vs. Temple, 3/7/20)
0	3PT-FG Atts	2 vs. Temple, 3/7/20
1 vs. Lipscomb, 12/2/20	3PT-FG Made	1, 7x (last vs. Temple, 3/7/20)
0	FT Atts	6 at USF, 3/3/20
0	FT Made	4, 2x (last at USF, 3/3/20)
0	Rebs	9 vs. Alabama A&M, 11/14/19
2 vs. Lipscomb, 12/2/20	Assts	1, 12x (last vs. Wichita State, 2/23/20)
0	Stls	2, 2x (last at USF, 3/3/20)
0	Blks	2, 4x (last vs. Temple, 3/7/20)
7 vs. Lipscomb, 12/2/20	Mins	24 vs. Temple, 3/7/20

#23 - MIKA ADAMS-WOODS	Career	
2020-21 Season	Pts	16 vs. Lipscomb, 12/2/20
16 vs. Lipscomb, 12/2/20	FG Atts	14 vs. Lipscomb, 12/2/20
14 vs. Lipscomb, 12/2/20	FG Made	6 vs. Lipscomb, 12/2/20
6 vs. Lipscomb, 12/2/20	3PT-FG Atts	7 vs. Memphis, 2/13/20
5 vs. Lipscomb, 12/2/20	3PT-FG Made	3 vs. Memphis, 2/13/20
1 vs. Lipscomb, 12/2/20	FT Atts	4, 5x (last at USF, 3/3/20)
3 vs. Lipscomb, 12/2/20	FT Made	4, 3x (last at USF, 3/3/20)
3 vs. Lipscomb, 12/2/20	Rebs	6 at ECU, 2/16/20
3 vs. Lipscomb, 12/2/20	Assts	5, 2x (last at UCF, 1/11/20)
2 vs. Lipscomb, 12/2/20	Stls	2, 6x (last at Houston, 3/1/20)
0	Blks	2 vs. SMU, 1/28/20
0	Mins	40 at ECU, 2/16/20
33 vs. Lipscomb, 12/2/20		

#24 - JEREMIAH DAVENPORT	Career	
2020-21 Season	Pts	8 vs. Memphis, 2/13/20
4 vs. Lipscomb, 12/2/20	FG Atts	7 vs. Memphis, 2/13/20
3 vs. Lipscomb, 12/2/20	FG Made	3 vs. Memphis, 2/13/20
2 vs. Lipscomb, 12/2/20	3PT-FG Atts	4 vs. Memphis, 2/13/20
1 vs. Lipscomb, 12/2/20	3PT-FG Made	1, 2x (last at Tulane, 1/4/20)
0	FT Atts	6 vs. Bowling Green, 11/24/19
0	FT Made	5 vs. Bowling Green, 11/24/19
0	Rebs	6 vs. Bowling Green, 11/24/19
2 vs. Lipscomb, 12/2/20	Assts	4 vs. Lipscomb, 12/2/20
4 vs. Lipscomb, 12/2/20	Stls	2 vs. Lipscomb, 12/2/20
2 vs. Lipscomb, 12/2/20	Blks	0
0	Mins	16 vs. Bowling Green, 11/24/19
14 vs. Lipscomb, 12/2/20		

#25 - RAPOLAS IVANAUSKAS	Career	
2020-21 Season	Pts	33 at Lehigh, 2/4/19#
11 vs. Lipscomb, 12/2/20	FG Atts	18, 5x (last vs. Lafayette, 1/29/20)#
9 vs. Lipscomb, 12/2/20	FG Made	12 vs. Nazareth, 11/14/18#
5 vs. Lipscomb, 12/2/20	3PT-FG Atts	8 vs. NJIT, 11/6/19#
1 vs. Lipscomb, 12/2/20	3PT-FG Made	4, 2x (last vs. Navy, 2/23/19)#
0	FT Atts	11 vs. Boston, 2/2/19#
1 vs. Lipscomb, 12/2/20	FT Made	9 vs. Boston, 2/2/19#
1 vs. Lipscomb, 12/2/20	Rebs	13, 2x (last vs. CSUN, 11/24/19)#
6 vs. Lipscomb, 12/2/20	Assts	6, 2x (last at Green Bay, 11/26/19)#
0	Stls	3 vs. Bucknell, 2/19/19#
0	Blks	3 vs. Bucknell, 2/19/19#
0	Mins	38 at Loyola (Md.), 1/26/19#
26 vs. Lipscomb, 12/2/20		


# - Statistics from playing career at Colgate

#33 - CHRIS VOGT	Career	
2020-21 Season	Pts	21, 2x (last at Tulane, 1/4/20)
12 vs. Lipscomb, 12/2/20	FG Atts	13 vs. Green Bay, 1/24/19#
7 vs. Lipscomb, 12/2/20	FG Made	9, 3x (last at Tulane, 1/4/20)
6 vs. Lipscomb, 12/2/20	3PT-FG Atts	0
0	3PT-FG Made	0
0	FT Atts	9, 2x (last at Temple, 1/22/20)
3 vs. Lipscomb, 12/2/20	FT Made	8 at Temple, 1/22/20
0	Rebs	14 vs. Green Bay, 1/24/19#
7 vs. Lipscomb, 12/2/20	Assts	3 vs. Green Bay, 1/24/19#
1 vs. Lipscomb, 12/2/20	Stls	3 at Wichita State, 2/6/20
0	Blks	5 vs. Houston, 2/1/20
3 vs. Lipscomb, 12/2/20	Mins	41 at UConn, 2/9/20
32 vs. Lipscomb, 12/2/20		

# - Statistics from playing career at Northern Kentucky

#45 - MASON MADSEN	Career	
2020-21 Season	Pts	0
0	FG Atts	0
0	FG Made	0
0	3PT-FG Atts	0
0	3PT-FG Made	0
0	FT Atts	0
0	FT Made	0
0	Rebs	0
0	Assts	0
0	Stls	0
0	Blks	0
0	Mins	0

#55 - GABE MADSEN	Career	
2020-21 Season	Pts	0
0	FG Atts	2 vs. Lipscomb, 12/2/20
2 vs. Lipscomb, 12/2/20	FG Made	0
0	3PT-FG Atts	2 vs. Lipscomb, 12/2/20
2 vs. Lipscomb, 12/2/20	3PT-FG Made	0
0	FT Atts	0
0	FT Made	0
0	Rebs	1 vs. Lipscomb, 12/2/20
1 vs. Lipscomb, 12/2/20	Assts	0
0	Stls	1 vs. Lipscomb, 12/2/20
1 vs. Lipscomb, 12/2/20	Blks	0
0	Mins	1 vs. Lipscomb, 12/2/20
5 vs. Lipscomb, 12/2/20		



# #0 DAVID DEJULIUS

GUARD • 6-0 • 195 • JUNIOR • TR • DETROIT, MICH. (EAST ENGLISH VILLAGE PREP ACADEMY/MICHIGAN)

## MOMENTS

- » Scored a career-high 20 points on 6-of-10 shooting with a trio of 3-pointers at Maryland (3/8/20).
- » Made a career-high four 3-pointers against Presbyterian (12/21/19).
- » Tallied 14 points against Oregon (12/14/19).

**2020-21 Season (Junior):** Tallied eight points, six rebounds, four assists and no turnovers in his Bearcat debut vs. Lipscomb (12/2).

**Prior to Cincinnati:** Transferred from Michigan where he played the 2018-19 and 2019-20 seasons with the Wolverines ... saw action in 31 games as a sophomore in 2019-20, serving as the squad's sixth man while averaging 7.0 points, 2.4 rebounds and 1.5 assists in 20.9 minutes ... scored a career-high 20 points on 6-of-10 shooting with a trio of 3-pointers in the regular-season finale at No. 9 Maryland (3/9) ... listed on ESPN's Top 100 for the Class of 2018, tabbed as the fifth-best prospect in the state of Michigan and ranked as a four-star recruit by Rivals.com and 247Sports.com coming out of East English Village Preparatory Academy in Detroit ... tabbed a finalist for the state's Mr. Basketball award and named a two-time Class A First Team selection by the Associated Press (2017, 2018) ... chosen as a two-time Detroit News All-Detroit First Team honoree (2017, 2018) ... averaged 26.3 points, 8.1 assists and 7.7 rebounds as a senior at East English Village, including a 49-point effort against Chicago Orr ... averaged 25.0 points, 6.0 assists and 3.0 rebounds with 76 3-pointers a junior.

**Personal:** Born Aug. 9, 1999 in Detroit, Michigan ... son of Latrice Halthon and Ladell DeJulius ... has one brother, Terrell Thornton, and three sisters, Aaliyah DeJulius, Cerisse DeJulius and Latrice DeJulius ... right-handed.

## SEASON & CAREER STATISTICS

2020-21 Season		Career
8 vs. Lipscomb, 12/2/20	Pts	20 vs. Maryland, 3/8/20#
7 vs. Lipscomb, 12/2/20	FG Atts	7 vs. Lipscomb, 12/2/20
3 vs. Lipscomb, 12/2/20	FG Made	12 at Iowa, 1/17/20#
5 vs. Lipscomb, 12/2/20	3PT-FG Atts	7, 2x (last vs. Michigan State, 2/8/20)#
2 vs. Lipscomb, 12/2/20	3PT-FG Made	4 vs. Presbyterian, 12/21/19#
0	FT Atts	10 vs. Purdue, 1/9/20#
0	FT Made	7 vs. Purdue, 1/9/20#
6 vs. Lipscomb, 12/2/20	Rebs	8 vs. Elon, 11/15/19#
4 vs. Lipscomb, 12/2/20	Assts	7 at Northwestern, 2/12/20#
0	Stls	2 at Purdue, 2/22/20#
0	Blks	1 at Michigan State, 1/5/20#
34 vs. Lipscomb, 12/2/20	Mins	34, 2x (last 8 vs. Lipscomb, 12/2/20)
# - Statistics from playing career at Michigan		

## MISCELLANEOUS STATISTICS

CATEGORY	2018-19	2019-20	2020-21	CAREER
Double-Figure Scoring Games	0	11	0	11
Double-Figure Rebounding Games	0	0	0	0
Double-Double Games	0	0	0	0
20-Point Scoring Games	0	1	0	1
Games Led Team in Scoring	0	1	0	1
Games Led Team in Rebounding	0	3	0	3
Games Led Team in Assists	0	1	1	2
Games With 3+ Assists	0	8	1	9
Games With 3+ Blocks	0	0	0	0
Games With 3+ Steals	0	0	0	0
Games With 3+ Three-Pointers	0	2	0	2

## CAREER STATISTICS

### DEJULIUS, David

				Field Goals		3-Point		F-Throws		Rebounds									Scoring	
SEASON	TEAM	GP-GS	MIN/AVG	FG-FGA	FG%	3FG-FGA	3FG%	FT-FTA	FT%	OFF	DEF	TOT	AVG	PF-FO	AST	TO	BLK	STL	PTS	AVG
2018-19	Mich	25-0	98/3.9	6-30	.200	1-15	.067	1-6	.167	1	11	12	0.5	11-0	5	5	0	5	14	0.6
2019-20	Mich	31-1	647/20.9	75-180	.417	30-83	.361	37-51	.725	7	68	75	2.4	37-0	47	20	1	13	217	7.0
2020-21	UC	1-1	34/34.4	3-7	.429	2-5	.400	0-0	.000	0	6	6	6.0	1-0	4	0	0	0	8	8.0
TOTAL FOR UC		1-1	34/34.4	3-7	.429	2-5	.400	0-0	.000	0	6	6	6.0	1-0	4	0	0	0	8	8.0
TOTAL		57-2	780/13.7	84-217	.387	33-103	.320	38-57	.667	8	85	93	1.6	49-0	56	25	1	18	239	4.2





# #0 DAVID DEJULIUS

GUARD • 6-0 • 195 • JUNIOR • TR • DETROIT, MICH. (EAST ENGLISH VILLAGE PREP ACADEMY/MICHIGAN)

## GAME-BY-GAME STATISTICS

### 2020-21 (JUNIOR - CINCINNATI)

#### #00 DEJULIUS, David

Opponent	Date	GS	MIN	Total FG-FGA PCT	3-Pointers 3FG-3FGA PCT	Free throws FT-FTA PCT	Rebounds OFF DEF TOT AVG	PF	A	T/O	BLK	STL	PTS	AVG
Lipscomb	12/02/2020	*	34:24	3-7 .429	2-5 .400	0-0 .000	0 6 6 6.0	1	4	0	0	0	8	8.0
<b>Totals</b>		<b>1</b>	<b>34:24</b>	<b>3-7 .429</b>	<b>2-5 .400</b>	<b>0-0 .000</b>	<b>0 6 6 6.0</b>	<b>1</b>	<b>4</b>	<b>0</b>	<b>0</b>	<b>0</b>	<b>8</b>	<b>8.0</b>

#### Player Averages

Games Played	Minutes/ game	Points/ game	FG Pct	3FG Pct	FT Pct	Rebounds/ game	Assists/ game	Turnovers/ game	Assist/Turnover ratio	Steals/ game	Blocks/ game
1	34.4	8.0	42.9	40.0	0.0	6.0	4.0	0.0	4.0	0.0	0.0

### 2019-20 (SOPHOMORE SEASON - MICHIGAN)

#### #00 DEJULIUS, David

Opponent	Date	GS	MIN	Total FG-FGA PCT	3-Pointers 3FG-3FGA PCT	Free throws FT-FTA PCT	Rebounds OFF DEF TOT AVG	PF	A	T/O	BLK	STL	PTS	AVG
Appalachian St.	11/05/2019		28:52	0-3 .000	0-1 .000	0-2 .000	0 2 2 2.0	2	3	0	0	1	0	0.0
Creighton	11/12/2019		28:24	2-4 .500	1-3 .333	4-4 1.000	0 7 7 4.5	0	1	1	0	0	9	4.5
Elon	11/15/2019		25:03	4-6 .667	2-4 .500	0-0 .000	1 7 8 5.7	1	0	2	0	0	10	6.3
Houston Baptist	11/22/2019		18:12	4-9 .444	2-4 .500	0-1 .000	1 3 4 5.3	0	2	2	0	0	10	7.3
vs Iowa St.	11/27/2019		21:54	5-6 .833	2-3 .667	2-2 1.000	0 3 3 4.8	1	0	1	0	0	14	8.6
vs North Carolina	11/28/2019		22:52	5-9 .556	1-3 .333	0-0 .000	0 1 1 4.2	1	2	1	0	0	11	9.0
vs Gonzaga	11/29/2019		21:58	3-5 .600	3-5 .600	0-2 .000	0 1 1 3.7	1	1	1	0	0	9	9.0
at Louisville	12/03/2019		18:33	0-3 .000	0-2 .000	2-2 1.000	0 3 3 3.6	1	1	0	0	2	2	8.1
Iowa	12/06/2019		18:05	1-6 .167	0-2 .000	0-0 .000	0 0 0 3.2	0	3	0	0	0	2	7.4
at Illinois	12/11/2019		18:41	3-7 .429	0-1 .000	1-1 1.000	0 2 2 3.1	1	1	0	0	1	7	7.4
Oregon	12/14/2019		23:40	5-9 .556	2-5 .400	2-3 .667	0 0 0 2.8	1	0	1	0	2	14	8.0
Presbyterian	12/21/2019		22:24	4-8 .500	4-7 .571	0-0 .000	0 1 1 2.7	0	0	0	0	0	12	8.3
UMass Lowell	12/29/2019		21:41	1-5 .200	1-3 .333	0-0 .000	0 1 1 2.5	2	1	2	0	0	3	7.9
at Michigan St.	01/05/2020		18:29	3-9 .333	0-2 .000	2-2 1.000	1 1 2 2.5	3	1	1	1	1	8	7.9
Purdue	01/09/2020		30:51	2-5 .400	0-1 .000	7-10 .700	0 1 1 2.4	1	6	0	0	1	11	8.1
at Minnesota	01/12/2020		20:53	2-6 .333	2-4 .500	0-0 .000	0 3 3 2.4	2	0	1	0	1	6	8.0
at Iowa	01/17/2020		18:47	5-12 .417	0-3 .000	0-0 .000	0 4 4 2.5	2	4	0	0	0	10	8.1
Penn St.	01/22/2020		14:20	0-3 .000	0-1 .000	2-2 1.000	0 1 1 2.4	2	0	1	0	1	2	7.8
Illinois	01/25/2020		19:14	3-5 .600	1-2 .500	0-0 .000	0 3 3 2.5	0	0	1	0	0	7	7.7
at Nebraska	01/28/2020	*	33:50	1-7 .143	0-2 .000	3-5 .600	0 4 4 2.6	2	3	1	0	0	5	7.6
vs Rutgers	02/01/2020		05:59	0-2 .000	0-0 .000	0-0 .000	0 0 0 2.4	1	0	0	0	0	0	7.2
Ohio St.	02/04/2020		17:38	2-5 .400	1-2 .500	0-0 .000	0 3 3 2.5	1	2	1	0	0	5	7.1
Michigan St.	02/08/2020		16:35	4-10 .400	2-7 .286	0-0 .000	0 1 1 2.4	0	0	1	0	0	10	7.3
at Northwestern	02/12/2020		21:27	3-6 .500	1-2 .500	0-0 .000	0 6 6 2.5	1	7	0	0	0	7	7.3
Indiana	02/16/2020		20:49	1-2 .500	0-0 .000	0-0 .000	0 1 1 2.5	1	3	0	0	0	2	7.0
at Rutgers	02/19/2020		21:14	3-6 .500	1-3 .333	3-4 .750	0 2 2 2.5	2	0	1	0	0	10	7.2
at Purdue	02/22/2020		23:45	2-5 .400	1-3 .333	1-2 .500	2 1 3 2.5	0	3	1	0	2	6	7.1
Wisconsin	02/27/2020		20:04	1-3 .333	0-0 .000	0-0 .000	0 3 3 2.5	4	0	0	0	0	2	6.9
at Ohio St.	03/01/2020		14:03	0-1 .000	0-1 .000	2-2 1.000	1 1 2 2.5	0	2	0	0	0	2	6.8
Nebraska	03/05/2020		18:59	0-3 .000	0-1 .000	1-2 .500	1 1 2 2.5	2	1	0	0	0	1	6.6
at Maryland	03/08/2020		19:57	6-10 .600	3-6 .500	5-5 1.000	0 1 1 2.4	2	0	0	0	1	20	7.0
<b>Totals</b>		<b>1</b>	<b>647:11</b>	<b>75-180 .417</b>	<b>30-83 .361</b>	<b>37-51 .725</b>	<b>7 68 75 2.4</b>	<b>37</b>	<b>47</b>	<b>20</b>	<b>1</b>	<b>13</b>	<b>217</b>	<b>7.0</b>

#### Player Averages

Games Played	Minutes/ game	Points/ game	FG Pct	3FG Pct	FT Pct	Rebounds/ game	Assists/ game	Turnovers/ game	Assist/Turnover ratio	Steals/ game	Blocks/ game
31	20.9	7.0	41.7	36.1	72.5	2.4	1.5	0.6	2.4	0.4	0.0

### 2018-19 (FRESHMAN SEASON - MICHIGAN)

#### #0 DEJULIUS, David

Opponent	Date	GS	MIN	Total FG-FGA PCT	3-Pointers 3FG-3FGA PCT	Free throws FT-FTA PCT	Rebounds OFF DEF TOT AVG	PF	A	T/O	BLK	STL	PTS	AVG
Norfolk St.	11/06/2018		04:26	0-1 .000	0-1 .000	0-0 .000	0 1 1 1.0	1	0	1	0	0	0	0.0
Holy Cross	11/10/2018		00:55	0-0 .000	0-0 .000	0-0 .000	0 0 0 0.5	0	0	0	0	0	0	0.0
at Villanova	11/14/2018		03:20	1-2 .500	0-2 .000	1-2 .500	0 0 0 0.3	0	0	0	0	0	4	1.3
vs George Washington	11/17/2018		06:00	0-1 .000	0-1 .000	0-0 .000	0 0 0 0.3	1	1	1	0	0	0	1.0
vs Providence	11/18/2018		03:00	0-1 .000	0-1 .000	0-0 .000	0 0 0 0.2	1	0	0	0	0	0	0.8
Chattanooga	11/23/2018		06:33	0-3 .000	0-2 .000	0-0 .000	0 0 0 0.2	0	1	1	0	1	0	0.7
Purdue	12/01/2018		01:16	0-0 .000	0-0 .000	0-0 .000	0 0 0 0.1	1	0	0	0	0	0	0.6
Air Force	12/22/2018		03:56	0-0 .000	0-0 .000	0-2 .000	0 0 0 0.1	0	0	0	0	0	0	0.5
Binghamton	12/30/2018		02:12	1-1 1.000	0-0 .000	0-0 .000	0 0 0 0.1	0	0	0	0	0	1	2.0
Indiana	01/06/2019		00:42	0-0 .000	0-0 .000	0-0 .000	0 0 0 0.1	0	0	0	0	0	0	0.6
Northwestern	01/13/2019		02:19	0-1 .000	0-0 .000	0-0 .000	0 1 1 0.2	0	0	0	0	0	1	0.5
at Indiana	01/25/2019		01:28	0-1 .000	0-1 .000	0-0 .000	0 0 0 0.2	0	0	0	0	0	0	0.5
Ohio St.	01/29/2019		01:21	0-1 .000	0-0 .000	0-0 .000	0 1 1 0.2	0	0	0	0	0	0	0.5
at Iowa	02/01/2019		04:07	0-1 .000	0-1 .000	0-0 .000	1 0 1 0.3	0	0	0	0	0	0	0.4
Maryland	02/16/2019		05:45	1-2 .500	0-1 .000	0-0 .000	0 0 0 0.3	0	0	0	0	0	1	2.5
at Minnesota	02/21/2019		02:57	1-1 1.000	0-0 .000	0-0 .000	0 1 1 0.3	1	0	0	0	0	2	0.6
Michigan St.	02/24/2019		03:58	0-1 .000	0-0 .000	0-0 .000	0 0 0 0.3	1	0	0	0	0	0	0.6
Nebraska	02/28/2019		16:19	1-4 .250	0-1 .000	0-1 .000	0 4 4 0.5	2	0	1	0	0	2	0.7
at Maryland	03/03/2019		06:17	0-1 .000	0-0 .000	0-0 .000	0 1 1 0.5	0	0	0	0	0	0	0.6
at Michigan St.	03/09/2019		07:09	1-5 .200	0-1 .000	0-1 .000	0 1 1 0.6	1	2	0	0	1	2	0.7
vs Iowa	03/15/2019		02:49	0-1 .000	0-1 .000	0-0 .000	0 0 0 0.5	0	1	0	0	0	0	0.7
vs Minnesota	03/16/2019		06:07	0-2 .000	0-2 .000	0-0 .000	0 1 1 0.5	2	0	0	0	0	0	0.6
vs Montana	03/21/2019		03:24	0-0 .000	0-0 .000	0-0 .000	0 0 0 0.5	0	0	1	0	0	0	0.6
vs Florida	03/23/2019		00:25	0-0 .000	0-0 .000	0-0 .000	0 0 0 0.5	0	0	0	0	0	0	0.6
vs Texas Tech	03/28/2019		01:17	0-0 .000	0-0 .000	0-0 .000	0 0 0 0.5	0	0	0	0	0	0	0.6
<b>Totals</b>		<b>0</b>	<b>98:02</b>	<b>6-30 .200</b>	<b>1-15 .067</b>	<b>1-6 .167</b>	<b>1 11 12 0.5</b>	<b>11</b>	<b>5</b>	<b>5</b>	<b>0</b>	<b>5</b>	<b>14</b>	<b>0.6</b>

#### Player Averages

Games Played	Minutes/ game	Points/ game	FG Pct	3FG Pct	FT Pct	Rebounds/ game	Assists/ game	Turnovers/ game	Assist/Turnover ratio	Steals/ game	Blocks/ game
25	3.9	0.6	20.0	6.7	16.7	0.5	0.2	0.2	1.0	0.2	0.0



# #1 ZACH HARVEY

GUARD • 6-5 • 195 • SOPHOMORE • 1L • OVERLAND PARK, KAN. (HAYDEN HS/PROLIFIC PREP ACADEMY [CALIF.]

**2020-21 Season (Sophomore):** Tallied seven points with an assist vs. Lipscomb (12/2).

**2019-20 Season (Freshman):** Played in 26 games as a reserve, averaging 1.8 points, 0.7 rebounds and 0.7 assists in 8.6 minutes ... scored a season-high eight points on 3-of-3 shooting with five rebounds and two steals in 13 minutes against Wichita State (2/23) ... posted six points with four assists in 13 minutes against East Carolina (1/19) ... handed out a team-high four assists against Valparaiso (11/25).

**Prior to Cincinnati:** Originally reclassified to the 2020 class in September 2018 before reverting to the 2019 class ... as a 2020 prospect, tabbed a four-star prospect by 247Sports.com (No. 48) and Rivals.com (No. 50) ... was listed as the ninth-best shooting guard in the nation for the 2020 class by 247Sports.com ... attended Prolific Prep Academy in Napa, Calif., during the 2018-19 season, averaging 16.5 points, 4.9 assists and 4.8 rebounds through 11 games before an ankle injury sidelined him for the remainder of the year ... The squad posted a 29-7 record, advancing to the semifinals of the Grind Session National Championship ... played on the Under Armour Circuit for KC Run GMC during the 2018 summer, averaging 16.3 points and 3.6 rebounds while shooting 45.7 percent from the floor and 36.7 percent from three-point range ... earned class 4A-II all-state honors from both the Topeka Capital-Journal and Wichita Eagle as a junior after helping lead Hayden High School in Topeka to the state championship in 2017-18 ... averaged 23.1 points and scored a game-high 34 points with six 3-pointers in the state championship game ... participated in the 2016 USA Basketball Junior National Team October minicamp and 2017 USA Basketball Men's U16 National Team training camp.

**Personal:** Born Feb. 23, 2001 in Kansas City, Kansas ... son of DeCorey Harvey ... has one brother, Noah Jacobson ... uncle, Jeff Dieterich, member of track and field team (threw the javelin) at Kansas ... right-handed.

## SEASON & CAREER STATISTICS

2020-21 Season			Career		
7 vs. Lipscomb, 12/2/20	Pts	8 vs. Wichita State, 2/23/20			
6 vs. Lipscomb, 12/2/20	FG Atts	6, 2x (last vs. Lipscomb, 12/2/20)			
3 vs. Lipscomb, 12/2/20	FG Made	3, 2x (last vs. Lipscomb, 12/2/20)			
3 vs. Lipscomb, 12/2/20	3PT-FG Atts	3, 2x (last vs. Lipscomb, 12/2/20)			
1 vs. Lipscomb, 12/2/20	3PT-FG Made	1, 4x (last vs. Lipscomb, 12/2/20)			
0	FT Atts	4, 3x (last vs. ECU, 1/19/20)			
0	FT Made	3, 2x (last vs. ECU, 1/19/20)			
2 vs. Lipscomb, 12/2/20	Rebs	5 vs. Wichita State, 2/23/20			
1 vs. Lipscomb, 12/2/20	Assts	4, 2x (last vs. ECU, 1/19/20)			
0	Stls	2 vs. Wichita State, 2/23/20			
0	Blks	2 vs. Vermont, 12/3/19			
15 vs. Lipscomb, 12/2/20	Mins	27 vs. Valparaiso, 11/25/19			

## MISCELLANEOUS STATISTICS

CATEGORY	2019-20	2020-21	CAREER
Double-Figure Scoring Games	0	0	0
Double-Figure Rebounding Games	0	0	0
Double-Double Games	0	0	0
20-Point Scoring Games	0	0	0
Games Led Team in Scoring	0	0	0
Games Led Team in Rebounding	0	0	0
Games Led Team in Assists	1	0	1
Games With 3+ Assists	2	0	2
Games With 3+ Blocks	0	0	0
Games With 3+ Steals	0	0	0
Games With 3+ 3-Pointers	0	0	0

## GAME-BY-GAME STATISTICS

### 2020-21 (SOPHOMORE SEASON)

#### #1 HARVEY, Zach

				Total		3-Pointers		Free throws		Rebounds										
Opponent	Date	GS	MIN	FG-FGA	PCT	3FG-3FGA	PCT	FT-FTA	PCT	OFF	DEF	TOT	AVG	PF	A	T/O	BLK	STL	PTS	AVG
Lipscomb	12/02/2020		15:04	3-6	.500	1-3	.333	0-0	.000	1	1	2	2.0	0	1	0	0	0	7	7.0
Totals		0	15:04	3-6	.500	1-3	.333	0-0	.000	1	1	2	2.0	0	1	0	0	0	7	7.0

#### Player Averages

Games Played	Minutes/game	Points/game	FG Pct	3FG Pct	FT Pct	Rebounds/game	Assists/game	Turnovers/game	Assist/Turnover ratio	Steals/game	Blocks/game
1	15.1	7.0	50.0	33.3	0.0	2.0	1.0	0.0	1.0	0.0	0.0

### 2019-20 (FRESHMAN SEASON)

#### #23 HARVEY, Zach

Opponent	Date	GS	MIN	Total FG-FGA	PCT	3-Pointers 3FG-3FGA	PCT	Free throws FT-FTA	PCT	Rebounds OFF DEF TOT AVG	PF	A	T/O	BLK	STL	PTS	AVG			
at Ohio St.	11/06/2019	02:11	0-1	.000	0-0	.000	1-2	.500	0	0	0	1.0	0	0	0	0	1	1.0		
Drake	11/11/2019	14:35	1-4	.250	0-1	.000	0-1	.000	0	0	0	0.5	1	1	0	0	1	2.5		
Alabama A&M	11/14/2019	12:12	1-1	1.000	0-0	.000	2-4	.500	0	2	2	1.0	1	2	0	0	4	2.3		
vs Illinois St.	11/22/2019	03:00	0-0	.000	0-0	.000	0-0	.000	0	0	0	0.8	1	0	0	0	0	1.1		
vs Bowling Green	11/24/2019	10:00	1-2	.500	0-0	.000	1-2	.500	0	0	0	0.6	0	0	1	0	3	2.0		
vs Valparaiso	11/25/2019	27:00	0-0	.000	0-0	.000	3-4	.750	0	1	1	0.7	3	4	2	0	3	2.2		
UNLV	11/30/2019	08:22	0-2	.000	0-0	.000	0-0	.000	0	0	0	0.6	1	1	1	0	0	0.9		
Vermont	12/03/2019	02:31	0-0	.000	0-0	.000	0-0	.000	0	1	1	0.6	1	0	1	2	0	1.6		
Colgate	12/14/2019	02:41	0-2	.000	0-1	.000	0-0	.000	0	0	0	0.6	0	0	1	1	0	0.4		
vs Iowa	12/21/2019	02:07	0-0	.000	0-0	.000	0-0	.000	0	0	0	0.5	2	0	0	0	0	1.3		
UConn	01/01/2020	03:23	0-2	.000	0-1	.000	0-0	.000	1	1	2	0.6	1	0	0	0	1	1.2		
Tulsa	01/08/2020	03:23	0-0	.000	0-0	.000	0-1	.000	0	1	1	0.7	1	0	0	0	0	1.1		
at UCF	01/11/2020	05:25	1-1	1.000	0-0	.000	0-0	.000	0	0	0	0.6	0	0	0	0	0	2.12		
East Carolina	01/19/2020	12:58	1-3	.333	1-2	.500	3-4	.750	0	1	1	0.6	2	4	0	0	1	6.15		
at Temple	01/22/2020	00:52	0-0	.000	0-0	.000	0-0	.000	0	0	0	0.6	2	1	0	0	0	0.14		
SMU	01/28/2020	09:43	2-3	.667	1-2	.500	0-0	.000	0	1	1	0.6	3	1	0	0	5	1.6		
Houston	02/01/2020	18:19	1-1	1.000	1-1	1.000	1-2	.500	0	0	0	0.6	2	2	0	0	1	4.18		
at Wichita St.	02/06/2020	05:13	0-0	.000	0-0	.000	0-0	.000	0	0	0	0.6	1	0	0	0	0	1.7		
at UConn	02/09/2020	05:33	0-0	.000	0-0	.000	0-0	.000	0	1	1	0.6	1	1	0	0	0	1.6		
at Memphis	02/13/2020	13:47	2-6	.333	0-3	.000	0-1	.000	0	0	0	0.8	1	2	0	0	4	1.4		
at East Carolina	02/16/2020	12:39	1-2	.500	1-1	1.000	0-0	.000	0	0	0	0.5	1	1	0	0	3	1.8		
UCF	02/19/2020	03:47	0-0	.000	0-0	.000	0-0	.000	0	0	0	0.5	2	0	1	0	0	1.7		
Wichita St.	02/23/2020	12:49	3-3	1.000	1-1	1.000	1-1	1.000	0	5	5	0.7	0	0	2	0	2	8.20		
at Houston	03/01/2020	16:13	1-2	.500	0-1	.000	1-2	.500	0	1	1	0.7	3	0	0	0	1	3.20		
at South Fla.	03/03/2020	11:53	0-3	.000	0-1	.000	0-0	.000	1	0	1	0.7	2	1	2	0	1	0.19		
Temple	03/07/2020	05:58	0-2	.000	0-1	.000	0-0	.000	0	0	0	0.7	0	0	0	0	0	1.8		
Totals		0	226:35	15-40	.375	5-16	.313	13-24	.542	3	15	18	0.7	32	18	14	3	9	48	1.8

#### Player Averages

Games Played	Minutes/game	Points/game	FG Pct	3FG Pct	FT Pct	Rebounds/game	Assists/game	Turnovers/game	Assist/Turnover ratio	Steals/game	Blocks/game
26	8.7	1.8	37.5	31.3	54.2	0.7	0.7	0.5	1.3	0.3	0.1

## CAREER STATISTICS

### HARVEY, Zach

				Field Goals		3-Point		F-Throws		Rebounds										Scoring	
SEASON	TEAM	GP-GS	MIN/AVG	FG-FGA	FG%	3FG-FGA	3FG%	FT-FTA	FT%	OFF	DEF	TOT	AVG	PF-FO	AST	TO	BLK	STL	PTS	AVG	
2019-20	UC	26-0	227/8.7	15-40	.375	5-16	.313	13-24	.542	3	15	18	0.7	32-0	18	14	3	9	48	1.8	
2020-21	UC	1-0	15/15.1	3-6	.500	1-3	.333	0-0	.000	1	1	2	2.0	0-0	1	0	0	0	7	7.0	
TOTAL		27-0	242/9.0	18-46	.391	6-19	.316	13-24	.542	4	16	20	0.7	32-0	19	14	3	9	55	2.0	



# #2 KEITH WILLIAMS

GUARD • 6-5 • 215 • SENIOR • 3L • BROOKLYN, N.Y. (BISHOP LOUGHLIN MEMORIAL)

## CONFERENCE AWARDS

- » AAC Preseason First Team (2020-21)
- » AAC Weekly Honor Roll (3/9/20)

## MOMENTS

- » Posted a career-best 30 points on 12-of-18 shooting with four steals at USF (3/3/20).
- » Scored 23 points with a career-high four 3-pointers against Vermont (12/3/19).
- » Scored a team-best 10 points during UC's second-half rally from 15 points down to No. 21 Houston (2/1/20).
- » Tallied 19 points with a trio of 3-pointers against UCLA (12/19/18).

**2019-20 Season (Junior):** Started 29 of 30 games, averaging 12.6 points, 4.6 rebounds, 1.2 steals and 0.9 blocks in 28.9 minutes ... shot 43.5 percent (136 of 313) from the field, 34.2 percent (27 of 79) from 3-point range and 79.2 percent (80 of 101) from the free throw line ... ranked among league leaders during AAC games in free throw percentage (fourth at .833), field goal percentage (11th at .437), blocks (tied for 13th at 0.8), steals (15th at 1.3), points (tied for 15th at 12.7) and minutes played (22nd at 29.2) ... earned AAC Weekly Honor Roll accolades after scoring a career-high 30 points on 12-of-18 shooting with four steals during a comeback win at USF (3/3) ... posted a game-best 23 points on 6-of-10 shooting with four 3-pointers against Vermont (12/3) ... pulled down a career-high 11 rebounds against East Carolina (1/19) ... scored 10 of his 12 points during a second-half rally past No. 21 Houston (2/1) ... scored in double figures in 22 games ... led all Bearcats in points in six contests ... recorded eight multi-block games.

**2018-19 Season (Sophomore):** Played in 35 games with 32 starts, averaging 9.9 points, 3.2 rebounds, 1.1 assists and 1.1 steals in 25.9 minutes ... ranked among AAC leaders in blocks (11th at 0.9) ... scored a career-high 19 points on 8-of-13 shooting with a trio of 3-pointers and four assists against UCLA (12/19) ... posted 16 points on 7-of-14 shooting with four rebounds and two blocks against Xavier (12/8) ... scored 15 points on 5-of-10 shooting with a pair of threes to go with a career-high eight rebounds in 29 minutes at UNLV (12/1) ... tallied a team-high 12 points with six rebounds and three assists, including a pair a game-clinching free throws with four seconds left at UConn (2/24) ... scored 15 points with three blocks and three assists against North Carolina Central (11/13) in his first collegiate start ... scored 10 or more points in 19 games.

**2017-18 Season (Freshman):** Played in 33 games as a reserve, averaging 3.1 points and 1.2 rebounds in 9.8 minutes ... scored in double figures in each of his first two collegiate games, netting 10 points on 5-of-12 shooting with five rebounds in the season opener with Savannah State (11/10) and 10 points on 5-of-7 shooting against Western Carolina (11/13) ... grabbed a season-high five rebounds against Savannah State (11/10) and Tulane (3/1) ... scored nine points on 4-of-7 shooting in 14 minutes against Arkansas-Pine Bluff (12/19) ... hit a 3-pointer at No. 19 Wichita State (3/4) in the regular-season finale ... knocked in a 3-pointer just prior to the halftime buzzer at UConn (3/3).

**Prior to Cincinnati:** Named the 2017 All-New York City Player of the Year and Catholic High School Athletic Association (CHSAA) Class AA Most Valuable Player, helping Bishop Loughlin to the Brooklyn/Queens championship game and intersectional semifinals ... averaged 24.2 points and 12.6 rebounds as a senior and 15 points and 4.3 rebounds as a junior ... netted 37 points in a CHSAA Brooklyn/Queens diocesan semifinal double overtime win against Christ the King ... tallied 25 points on 12-of-17 shooting from the field in the 2017 Jordan Brand Classic Regional Boys Game at the Barclays Center ... averaged 15.0 points and 4.3 rebounds while shooting 47.8 percent (96 of 201) from the field and 40.6 percent (28 of 69) from three-point range in 17 games for New Heights, an AAU squad on the 2016 Under Armour Association's 17U summer circuit ... tabbed a four-star prospect by Rivals.com and 247Sports.

**Personal:** Born July 25, 1998 in Brooklyn, New York ... son of Yvette and Keith Williams Sr. ... has two brothers, Cleyon Carryl and Courtney Tyrell, and a sister, Tuanieha Williams ... right-handed.

## SEASON & CAREER STATISTICS

2020-21 Season		Career
7 vs. Lipscomb, 12/2/20	Pts	30 at USF, 3/3/20
10 vs. Lipscomb, 12/2/20	FG Atts	18 at USF, 3/3/20
2 vs. Lipscomb, 12/2/20	FG Made	12 at USF, 3/3/20
3 vs. Lipscomb, 12/2/20	3PT-FG Atts	5, 4x (last at ECU, 2/16/20)
0	3PT-FG Made	4 vs. Vermont, 12/3/19
6 vs. Lipscomb, 12/2/20	FT Atts	10, 2x (last vs. UCF, 2/19/20)
3 vs. Lipscomb, 12/2/20	FT Made	9, 2x (last vs. UCF, 2/19/20)
0	Rebs	11 vs. ECU, 1/19/20
2 vs. Lipscomb, 12/2/20	Assts	5, 3x (last at ECU, 2/16/20)
2 vs. Lipscomb, 12/2/20	Stls	4, 4x (last at USF, 3/3/20)
0	Blks	3, 3x (last at UConn, 2/9/20)
22 vs. Lipscomb, 12/2/20	Mins	46 vs. UCF, 2/19/20

## MISCELLANEOUS STATISTICS

CATEGORY	2017-18	2018-19	2019-20	2020-21	CAREER
Double-Figure Scoring Games	2	18	22	0	42
Double-Figure Rebounding Games	0	0	1	0	1
Double-Double Games	0	0	0	0	0
20-Point Scoring Games	0	0	2	0	2
Games Led UC in Scoring	0	3	6	0	9
Games Led UC in Rebounding	0	1	5	0	6
Games Led UC in Assists	0	2	3	0	5
Games With 3+ Assists	0	4	7	0	11
Games With 3+ Blocks	0	2	2	0	4
Games With 3+ Steals	0	5	4	0	9
Games With 3+ 3-Pointers	0	1	1	0	2

## CAREER STATISTICS

### WILLIAMS, Keith

				Field Goals		3-Point		F-Throws		Rebounds									Scoring	
SEASON	TEAM	GP-GS	MIN/AVG	FG-FGA	FG%	3FG-FGA	3FG%	FT-FTA	FT%	OFF	DEF	TOT	AVG	PF-FO	AST	TO	BLK	STL	PTS	AVG
2017-18	UC	33-0	325/9.8	40-104	.385	4-27	.148	17-32	.531	15	25	40	1.2	23-0	14	27	5	15	101	3.1
2018-19	UC	35-32	904/25.8	130-288	.451	21-76	.276	65-92	.707	46	65	111	3.2	84-1	38	50	31	39	346	9.9
2019-20	UC	30-29	864/28.8	136-313	.435	27-79	.342	80-101	.792	44	95	139	4.6	87-5	47	51	28	37	379	12.6
2020-21	UC	1-1	22/22.2	2-10	.200	0-3	.000	3-6	.500	0	0	0	0.0	3-0	2	2	0	2	7	7.0
TOTAL		99-62	2115/21.4	308-715	.431	52-185	.281	165-231	.714	105	185	290	2.9	197-6	101	130	64	93	833	8.4



# #2 KEITH WILLIAMS

GUARD • 6-5 • 215 • JUNIOR • 2L • BROOKLYN, N.Y. (BISHOP LOUGHLIN MEMORIAL)

## GAME-BY-GAME STATISTICS

### 2020-21 (SENIOR SEASON)

#### #2 WILLIAMS, Keith

Opponent	Date	GS	MIN	Total		3-Pointers		Free throws		Rebounds			PF	A	T/O	BLK	STL	PTS	AVG	
				FG-FGA	PCT	3FG-3FGA	PCT	FT-FTA	PCT	OFF	DEF	TOT								AVG
Lipscomb	12/02/2020	*	22:09	2-10	.200	0-3	.000	3-6	.500	0	0	0	0.0	3	2	2	0	2	7	7.0
Totals			1 22:09	2-10	.200	0-3	.000	3-6	.500	0	0	0	0.0	3	2	2	0	2	7	7.0

#### Player Averages

Games Played	Minutes/ game	Points/ game	FG Pct	3FG Pct	Rebounds/ game	Assists/ game	Turnovers/ game	Assist/Turnover ratio	Steals/ game	Blocks/ game
1	22.2	7.0	20.0	0.0	50.0	0.0	2.0	1.0	2.0	0.0

### 2018-19 (SOPHOMORE SEASON)

#### #2 WILLIAMS, Keith

Opponent	Date	GS	MIN	Total		3-Pointers		Free throws		Rebounds				PF	A	T/O	BLK	STL	PTS	AVG	
				FG-FA	PCT	3FG-3FGA	PCT	FT-FTA	PCT	OFF	DEF	TOT	AVG								
Ohio St.	11/07/2018		13:13	1-6	.167	0-2	.000	2-2	1.000	1	2	3	3.0	1	0	1	1	1	4	4.0	
N.C. Central	11/13/2018	*	26:01	7-12	.583	1-2	.500	0-1	.000	3	1	4	3.5	2	3	1	3	2	15	9.5	
Milwaukee	11/16/2018	*	22:40	3-7	.429	0-2	.000	6-8	.750	1	1	2	3.0	1	1	2	0	1	12	10.3	
Western Mich.	11/19/2018	*	20:36	4-6	.667	0-0	.000	0-0	.000	3	2	5	3.5	0	0	3	1	4	8	9.8	
vs George Mason	11/23/2018	*	17:00	3-5	.600	0-1	.000	0-0	.000	1	2	3	3.4	3	0	1	0	2	6	9.0	
vs Ole Miss	11/24/2018	*	24:00	2-6	.333	2-2	1.000	3-6	.500	2	3	5	3.7	4	0	0	0	0	9	9.0	
Ark.-Pine Bluff	11/27/2018	*	26:44	6-9	.667	0-1	.000	0-0	.000	1	1	2	3.4	0	2	1	0	1	12	9.4	
at UNLV	12/01/2018	*	28:30	5-10	.500	2-2	1.000	4-4	.750	4	4	8	4.0	3	0	2	0	0	15	10.1	
Northern Ky.	12/04/2018	*	22:40	3-9	.333	0-3	.000	4-8	.500	2	2	4	4.0	3	0	2	1	1	10	10.1	
Xavier	12/08/2018	*	30:45	7-14	.500	0-3	.000	2-2	1.000	1	3	4	4.0	1	0	1	2	0	16	10.7	
at Mississippi St.	12/15/2018	*	37:00	6-13	.462	1-4	.250	2-6	.333	1	1	2	3.8	4	2	1	2	1	15	11.1	
UCLA	12/19/2018	*	24:47	8-13	.615	3-4	.750	0-1	.000	0	3	3	3.8	3	4	0	0	0	19	11.8	
South Carolina St.	12/22/2018	*	10:23	0-1	.000	0-1	.000	1-2	.500	0	1	1	3.5	3	0	1	0	0	1	10.9	
Tulane	01/02/2019		20:13	4-10	.400	0-2	.000	2-2	1.000	0	0	0	3.3	2	2	1	3	3	10	10.9	
at East Carolina	01/05/2019	*	34:00	6-12	.500	0-3	.000	1-2	.500	1	2	3	3.3	3	0	2	1	2	13	11.0	
at Tulsa	01/10/2019	*	32:00	6-11	.545	2-5	.400	0-0	.000	1	3	4	3.3	5	0	2	0	3	14	11.2	
UConn	01/12/2019	*	31:14	5-7	.714	1-2	.500	1-2	.500	1	1	2	3.2	4	1	0	1	2	12	11.2	
South Fla.	01/15/2019	*	29:27	4-7	.571	2-2	1.000	1-1	1.000	2	0	2	3.2	3	0	1	2	1	11	11.2	
at Wichita St.	01/19/2019	*	32:00	5-9	.556	1-2	.500	3-5	.600	1	0	1	3.1	2	0	4	2	0	14	11.4	
Tulsa	01/24/2019	*	21:35	1-4	.250	0-1	.000	1-2	.500	1	3	4	3.1	2	5	0	0	0	3	11.0	
at Temple	01/27/2019	*	20:21	2-6	.333	1-2	.500	4-4	1.000	3	2	5	3.2	4	0	2	0	1	9	10.9	
SMU	02/02/2019	*	28:14	4-7	.571	1-3	.333	4-6	.667	0	3	3	3.2	1	1	2	0	1	13	11.0	
at Memphis	02/07/2019	*	24:05	3-8	.375	1-2	.500	2-2	1.000	2	1	3	3.2	2	1	1	0	0	9	10.9	
at Houston	02/10/2019	*	37:05	4-13	.308	0-5	.000	0-0	.000	2	2	4	3.2	2	1	1	1	4	8	10.8	
Wichita St.	02/17/2019	*	25:27	3-6	.500	0-2	.000	9-10	.900	0	3	3	3.2	1	1	1	1	0	15	10.9	
UCF	02/21/2019	*	30:33	4-12	.333	2-3	.667	2-2	1.000	0	0	0	3.1	1	1	1	1	0	12	11.0	
at UConn	02/24/2019	*	25:30	4-9	.444	0-2	.000	4-4	1.000	2	4	6	3.2	4	3	3	1	0	12	11.0	
at SMU	02/27/2019	*	28:47	2-11	.182	0-4	.000	4-4	1.000	2	3	5	3.3	2	2	0	1	1	8	10.9	
Memphis	03/02/2019	*	33:48	4-11	.364	0-1	.000	2-4	.500	1	2	3	3.2	2	3	5	1	3	10	10.9	
at UCF	03/07/2019	*	27:30	2-8	.250	0-2	.000	0-0	.000	2	1	3	3.2	3	1	1	0	1	4	10.6	
Houston	03/10/2019		20:49	4-6	.667	1-2	.500	0-0	.000	0	1	1	3.2	4	2	2	0	0	9	10.6	
vs SMU	03/15/2019	*	25:54	1-5	.200	0-1	.000	2-2	1.000	1	0	1	3.1	3	0	1	1	0	4	10.4	
vs Wichita St.	03/16/2019	*	26:25	3-6	.500	0-1	.000	0-0	.000	1	3	4	3.1	0	2	1	3	2	6	10.2	
vs Houston	03/17/2019	*	18:52	2-4	.500	0-0	.000	0-0	.000	1	1	2	3.1	3	0	2	2	1	4	10.1	
vs Iowa	03/22/2019	*	25:51	2-5	.400	0-2	.000	0-0	.000	2	4	6	3.2	3	1	1	0	1	4	9.9	
Totals			32	903:58	130-288	.451	21-76	.276	65-92	.707	46	65	111	3.2	84	38	50	31	39	346	9.9

#### Player Averages


Games Played	Minutes/ game	Points/ game	FG Pct	3FG Pct	FT Pct	Rebounds/ game	Assists/ game	Turnovers/ game	Assist/Turnover ratio	Steals/ game	Blocks/ game
35	25.8	9.9	45.1	27.6	70.7	3.2	1.1	1.4	0.8	1.1	0.9

### 2019-20 (JUNIOR SEASON)

#### #2 WILLIAMS, Keith

Opponent	Date	GS	MIN	Total		3-Pointers		Free throws		Rebounds		PF	A	T/O	BLK	STL	PTS	AVG						
				FG-FA	PCT	3FG-3FGA	PCT	FT-FTA	PCT	OFF	DEF								TOT	AVG				
at Ohio St.	11/06/2019	*	28:19	5-10	.500	2-3	.667	1-2	.500	2	0	2	2.0	2	0	3	0	1	13	13.0				
Drake	11/11/2019	*	18:33	1-2	.500	1-1	1.000	5-6	.833	0	3	3	2.5	1	3	1	0	0	8	10.5				
Alabama A&M	11/14/2019	*	25:00	4-9	.444	1-3	.333	2-2	1.000	1	3	4	3.0	1	3	2	2	0	11	10.7				
vs Illinois St.	11/22/2019	*	22:00	5-8	.625	0-1	.000	2-2	1.000	0	2	2	2.8	3	1	1	1	0	12	11.0				
vs Bowling Green	11/24/2019	*	22:00	2-8	.250	0-1	.000	0-0	.000	0	2	2	2.6	5	1	2	1	1	4	9.6				
vs Valparaiso	11/25/2019	*	36:00	6-12	.500	0-2	.000	5-6	.833	1	6	7	3.3	4	2	2	1	1	17	10.8				
UNLV	11/30/2019	*	33:03	6-15	.400	1-2	.500	1-2	.500	3	5	8	4.0	1	3	0	2	3	14	11.3				
Vermont	12/03/2019	*	32:10	6-11	.545	4-4	1.000	7-8	.875	0	5	5	4.1	1	5	0	0	2	23	12.8				
at Xavier	12/07/2019	*	32:32	6-14	.429	1-4	.250	2-4	.500	3	6	9	4.7	5	1	2	0	1	15	13.0				
Colgate	12/14/2019	*	32:03	6-12	.500	0-3	.000	3-3	1.000	3	4	7	4.9	1	1	4	3	4	15	13.2				
Tennessee	12/18/2019	*	32:06	4-9	.444	0-1	.000	3-6	.500	2	3	5	4.9	2	3	4	1	0	11	13.0				
vs Iowa	12/21/2019	*	25:44	2-13	.154	0-3	.000	4-6	.667	1	2	3	4.8	5	1	3	1	1	8	12.6				
UConn	01/01/2020	*	16:28	1-6	.167	0-0	.000	2-2	1.000	2	2	4	4.7	3	2	2	0	0	4	11.9				
at Tulane	01/04/2020	*	33:32	6-13	.462	2-4	.500	4-4	1.000	3	3	6	4.8	5	0	3	1	1	18	12.4				
Tulsa	01/08/2020	*	29:41	3-11	.273	2-5	.400	1-2	.500	1	4	5	4.8	0	2	0	0	2	9	12.1				
at UCF	01/11/2020	*	34:18	4-10	.400	1-3	.333	7-7	1.000	3	3	6	4.9	1	0	1	0	1	16	12.4				
at Memphis	01/16/2020	*	31:55	4-14	.286	2-3	.667	2-2	1.000	3	5	8	5.1	4	2	0	1	1	12	12.4				
East Carolina	01/19/2020	*	23:22	3-8	.375	0-2	.000	2-3	.667	3	8	11	5.4	2	0	2	2	3	8	12.1				
at Temple	01/22/2020	*	36:23	4-8	.500	1-3	.333	1-1	1.000	1	2	3	5.3	3	2	3	2	2	10	12.0				
SMU	01/28/2020	*	20:27	6-10	.600	1-4	.250	0-0	.000	0	3	3	5.2	3	2	1	0	2	13	12.1				
Houston	02/01/2020	*	27:04	3-8	.375	0-2	.000	6-8	.750	1	3	4	5.1	3	1	0	1	1	12	12.0				
at Wichita St.	02/06/2020	*	30:21	7-11	.636	0-2	.000	3-3	1.000	0	2	2	5.0	2	1	2	1	0	17	12.3				
at UConn	02/09/2020	*	35:05	6-15	.400	2-4	.500	0-0	.000	1	2	3	4.9	4	3	1	3	0	14	12.3				
Memphis	02/13/2020	*	23:48	5-10	.500	0-2	.000	1-3	.333	1	2	3	4.8	5	1	1	0	1	11	12.3				
at East Carolina	02/16/2020	*	34:01	7-14	.500	2-5	.400	1-2	.500	1	3	4	4.8	2	5	3	0	1	17	12.5				
UCF	02/19/2020	*	46:13	4-13	.308	0-2	.000	9-10	.900	3	5	8	4.9	3	0	2	0	3	17	12.7				
Wichita St.	02/23/2020	*	11:51	0-3	.000	0-1	.000	0-0	.000	0	2	2	4.8	4	0	2	0	1	0	12.2				
at Houston	03/01/2020	*	25:27	3-8	.375	1-2	.500	2-2	1.000	2	3	5	4.8	4	0	2	1	0	9	12.1				
at South Fla.	03/03/2020	*	35:32	12-18	.667	2-4	.500	4-5	.800	1	2	3	4.7	4	1	1	2	4	30	12.7				
Temple	03/07/2020	*	29:09	5-10	.500	1-3	.333	0-0	.000	2	0	2	4.6	4	1	1	1	0	11	12.6				
Totals			29	864.6	136	131	43.5	27	79.4	342	80	101	792	44	95	139	46	87	47	51	28	37	379	12.6





# #3 MIKE SAUNDERS JR.

GUARD • 6-0 • 190 • FRESHMAN • HS • INDIANAPOLIS, IND. (WASATCH ACADEMY)

**Prior to Cincinnati:** Averaged 14.4 points, 3.6 assists and 2.1 steals as a senior at Wasatch Academy (Utah), guiding the Tigers to a 27-2 record and consensus Top 5 national ranking (No. 2 in Ball is Life, No. 3 in MaxPrep' Xcellent 25 and No. 3 by ESPN) ... team featured five seniors who signed Division I scholarships and earned No. 2 seed in GEICO Nationals tournament before the event canceled due to the COVID-19 pandemic ... averaged 11.8 points, 4.3 assists and 2.0 steals as a junior while helping the squad to a 26-4 record and the program's first Top 25 national ranking in 2018-19 ... played two seasons (2016-17, 2017-18) at Lawrence North High School in Indianapolis where his team compiled a 35-17 record during his career ... averaged 10.2 points and 5.0 assists as a sophomore in 2017-18 ... rated as a four-star prospect according to ESPN ... participated in the Stephen Curry SC30 Select Camp in August 2019.

**Personal:** Born July 19, 2002 in Indianapolis, Indiana ... son of Nicole and Michael Saunders ... has one brother, Jonathan Saunders ... right-handed.

## SEASON & CAREER STATISTICS

2020-21 Season	Career
0	0
0	0
0	0
0	0
0	0
0	0
0	0
0	0
0	0
0	0
0	0
0	0
0	0
3 vs. Lipscomb, 12/2/20	3 vs. Lipscomb, 12/2/20

## MISCELLANEOUS STATISTICS

CATEGORY	2020-21	CAREER
Double-Figure Scoring Games	0	0
Double-Figure Rebounding Games	0	0
Double-Double Games	0	0
20-Point Scoring Games	0	0
Games Led UC in Scoring	0	0
Games Led UC in Rebounding	0	0
Games Led UC in Assists	0	0
Games With 3+ Assists	0	0
Games With 3+ Blocks	0	0
Games With 3+ Steals	0	0
Games With 3+ 3-Pointers	0	0

## GAME-BY-GAME STATISTICS

### 2020-21 (FRESHMAN SEASON)

#### #3 SAUNDERS JR., Mike

Opponent	Date	GS	MIN	Total FG-FGA	PCT	3FG-3FGA	PCT	Free throws FT-FTA	PCT	Rebounds OFF DEF TOT AVG	PF	A	T/O	BLK	STL	PTS	AVG
Lipscomb	12/02/2020		03:24	0-0	.000	0-0	.000	0-0	.000	0	0	0	0.0	0	0	0	0.0
<b>Totals</b>		<b>0</b>	<b>03:24</b>	<b>0-0</b>	<b>.000</b>	<b>0-0</b>	<b>.000</b>	<b>0-0</b>	<b>.000</b>	<b>0</b>	<b>0</b>	<b>0</b>	<b>0.0</b>	<b>0</b>	<b>0</b>	<b>0</b>	<b>0.0</b>

#### Player Averages

Games Played	Minutes/game	Points/game	FG Pct	3FG Pct	FT Pct	Rebounds/game	Assists/game	Turnovers/game	Assist/Turnover ratio	Steals/game	Blocks/game
1	3.4	0.0	0.0	0.0	0.0	0.0	0.0	1.0	0.0	0.0	0.0

## CAREER STATISTICS

### SAUNDERS JR., Mike

				Field Goals		3-Point		F-Throws		Rebounds									Scoring	
SEASON	TEAM	GP-GS	MIN/AVG	FG-FGA	FG%	3FG-FGA	3FG%	FT-FTA	FT%	OFF	DEF	TOT	AVG	PF-FO	AST	TO	BLK	STL	PTS	AVG
2020-21	UC	1-0	3/3.4	0-0	.000	0-0	.000	0-0	.000	0	0	0	0.0	0-0	0	1	0	0	0	0.0
TOTAL		1-0	3/3.4	0-0	.000	0-0	.000	0-0	.000	0	0	0	0.0	0-0	0	1	0	0	0	0.0



# #13 TARI EASON

FORWARD • 6-8 • 215 • FRESHMAN • HS • SEATTLE, WASH. (GARFIELD HS)

**2020-21 Season (Freshman):** Had two points, three rebounds and two blocks in eight minutes against Lipscomb (12/2).

**Prior to Cincinnati:** Averaged 23.0 points, 8.0 rebounds, 3.0 steals and 1.4 blocks during the 2019-20 season at Garfield High School, helping guide his team to the 3A state championship ... averaged 21 points and 12 rebounds during the three-game tournament run, earning most valuable player accolades ... named Washington's 3A state player of the year by the Associated Press and the Washington Interscholastic Basketball Coaches Association ... tabbed the top prospect in Washington according to Prep Hoops and considered one of the nation's Top 15 forwards by Rivals.com ... rated as a 4-star prospect by Rivals.com and 247Sports.com ... played his junior season at Federal Way High School in Federal Way, Washington, where he led the North Puget Sound League's Olympic Division in rebounding (11.0 per game) while averaging 19.0 points and 2.5 blocks ... helped lead the Eagles to the Class 4A state tournament semifinals.

**Personal:** Born May 10, 2001 in Portsmouth, Virginia ... son of Teroya Eason ... has three brothers, Tega Eason, Angel Eason and Avante Eason ... right-handed.

## SEASON & CAREER STATISTICS

2020-21 Season		Career
2 vs. Lipscomb, 12/2/20	Pts	2 vs. Lipscomb, 12/2/20
3 vs. Lipscomb, 12/2/20	FG Atts	3 vs. Lipscomb, 12/2/20
1 vs. Lipscomb, 12/2/20	FG Made	1 vs. Lipscomb, 12/2/20
1 vs. Lipscomb, 12/2/20	3PT-FG Atts	1 vs. Lipscomb, 12/2/20
0	3PT-FG Made	0
0	FT Atts	0
0	FT Made	0
3 vs. Lipscomb, 12/2/20	Rebs	3 vs. Lipscomb, 12/2/20
1 vs. Lipscomb, 12/2/20	Assts	1 vs. Lipscomb, 12/2/20
0	Stls	0
2 vs. Lipscomb, 12/2/20	Blks	2 vs. Lipscomb, 12/2/20
8 vs. Lipscomb, 12/2/20	Mins	8 vs. Lipscomb, 12/2/20

## MISCELLANEOUS STATISTICS

CATEGORY	2020-21	CAREER
Double-Figure Scoring Games	0	0
Double-Figure Rebounding Games	0	0
Double-Double Games	0	0
20-Point Scoring Games	0	0
Games Led UC in Scoring	0	0
Games Led UC in Rebounding	0	0
Games Led UC in Assists	0	0
Games With 3+ Assists	0	0
Games With 3+ Blocks	0	0
Games With 3+ Steals	0	0
Games With 3+ 3-Pointers	0	0

## GAME-BY-GAME STATISTICS

### 2020-21 (FRESHMAN SEASON)

#### #13 EASON, Tari

Opponent	Date	GS	MIN	Total		3-Pointers		Free throws		Rebounds			PF	A	T/O	BLK	STL	PTS	AVG
				FG-FGA	PCT	3FG-3FGA	PCT	FT-FTA	PCT	OFF	DEF	TOT							
Lipscomb	12/02/2020		07:57	1-3	.333	0-1	.000	0-0	.000	2	1	3	2	1	4	2	0	2	2.0
Totals			0 07:57	1-3	.333	0-1	.000	0-0	.000	2	1	3	3.0	2	1	4	2	0	2 2.0

#### Player Averages

Games Played	Minutes/game	Points/game	FG Pct	3FG Pct	FT Pct	Rebounds/game	Assists/game	Turnovers/game	Assist/Turnover ratio	Steals/game	Blocks/game
1	8.0	2.0	33.3	0.0	0.0	3.0	1.0	4.0	0.3	0.0	2.0

## CAREER STATISTICS

### EASON, Tari

				Field Goals		3-Point		F-Throws		Rebounds										Scoring	
SEASON	TEAM	GP-GS	MIN/AVG	FG-FGA	FG%	3FG-FGA	3FG%	FT-FTA	FT%	OFF	DEF	TOT	AVG	PF-FO	AST	TO	BLK	STL	PTS	AVG	
2020-21	UC	1-0	8/8.0	1-3	.333	0-1	.000	0-0	.000	2	1	3	3.0	2-0	1	4	2	0	2	2.0	
TOTAL		1-0	8/8.0	1-3	.333	0-1	.000	0-0	.000	2	1	3	3.0	2-0	1	4	2	0	2	2.0	



# #20 MAMOUDOU DIARRA

FORWARD • 6-9 • 225 • R-JUNIOR • 2L • BAMAKO, MALI (22 FEET ACADEMY [S.C.] )

**2019-20 Season (R-Sophomore):** Played in 28 games as a reserve, averaging 3.0 points and 2.8 rebounds in 10.3 minutes ... shot 55.4 percent (31 of 56) from the field ... shot 71.4 percent (5 of 7) from 3-point range ... scored a season-high 12 points on 4-of-6 shooting with four rebounds and two blocks in a season-high 24 minutes against Temple (3/7) ... tallied eight points with seven rebounds in 19 minutes at USF (3/3) ... posted seven points on 3-of-3 shooting with four rebounds and two blocks against East Carolina (1/19).

**2018-19 Season (R-Freshman):** Played in 20 games as a reserve, averaging 2.3 points and 1.9 rebounds in 6.9 minutes ... scored a season-high nine points on 4-of-6 shooting with a pair of rebounds and a block in 13 minutes against Arkansas-Pine Bluff (11/27) ... tallied eight points and five rebounds in 12 minutes against South Carolina State (12/22) ... scored six points and grabbed six rebounds in a season-high 15 minutes at UConn (2/24).

**2017-18 Season (Redshirt):** Played in seven games as a reserve, averaging 2.9 points, 1.9 rebounds and 0.7 blocks in 6.6 minutes ... scored a season-high nine points with six rebounds and a block in a season-high 12 minutes against Western Carolina (11/13) ... netted five points and a three-pointer with three rebounds in nine minutes against Coppin State (11/16) ... recorded a pair of blocks against Alabama State (11/27) ... scored in five of his seven games ... named to the Bearcat Honor Roll during the fall 2017 semester.

**Prior to Cincinnati:** Helped 22 Feet Academy to a 29-9 record in 2016-17 while earning First Team All-Grind Session accolades and averaging 18.5 points, 10.2 rebounds and 3.2 blocks ... honored as one of 30 campers from 23 countries invited to participate in the NBA's Basketball Without Borders Camp surrounding the 2015 NBA All-Star Game.

**Personal:** Born Oct. 4, 1997 in Bamako, Mali ... son of Mastan Baha and Salifou Diarra ... has one sister, Kadidia ... his aunt Marietou Diarra played professional basketball in France ... right-handed.

## SEASON & CAREER STATISTICS

2020-21 Season		Career	
0	Pts	12 vs. Temple, 3/7/20	
1 vs. Lipscomb, 12/2/20	FG Atts	6, 4x (last vs. Temple, 3/7/20)	
0	FG Made	4, 2x (last vs. Temple, 3/7/20)	
1 vs. Lipscomb, 12/2/20	3PT-FG Atts	2 vs. Temple, 3/7/20	
0	3PT-FG Made	1, 7x (last vs. Temple, 3/7/20)	
0	FT Atts	6 at USF, 3/3/20	
0	FT Made	4, 2x (last at USF, 3/3/20)	
2 vs. Lipscomb, 12/2/20	Rebs	9 vs. Alabama A&M, 11/14/19	
0	Assts	1, 12x (last vs. Wichita State, 2/23/20)	
0	Stls	2, 2x (last at USF, 3/3/20)	
0	Blks	2, 4x (last vs. Temple, 3/7/20)	
7 vs. Lipscomb, 12/2/20	Mins	24 vs. Temple, 3/7/20	

## MISCELLANEOUS STATISTICS

CATEGORY	2017-18	2018-19	2019-20	CAREER
Double-Figure Scoring Games	0	0	1	1
Double-Figure Rebounding Games	0	0	0	0
Double-Double Games	0	0	0	0
20-Point Scoring Games	0	0	0	0
Games Led Team in Scoring	0	0	0	0
Games Led Team in Rebounding	0	0	0	0
Games Led Team in Assists	0	0	0	0
Games With 3+ Assists	0	0	0	0
Games With 3+ Blocks	0	0	0	0
Games With 3+ Steals	0	0	0	0
Games With 3+ Three-Pointers	0	0	0	0

## CAREER STATISTICS

### DIARRA, Mamoudou

				Field Goals		3-Point		F-Throws		Rebounds										Scoring	
SEASON	TEAM	GP-GS	MIN/AVG	FG-FGA	FG%	3FG-FGA	3FG%	FT-FTA	FT%	OFF	DEF	TOT	AVG	PF-FO	AST	TO	BLK	STL	PTS	AVG	
2017-18	UC	7-0	46/6.6	7-20	.350	1-2	.500	5-6	.833	5	8	13	1.9	3-0	2	4	5	1	20	2.9	
2018-19	UC	20-0	139/6.9	17-42	.405	1-2	.500	10-14	.714	11	27	38	1.9	15-0	6	4	8	5	45	2.3	
2019-20	UC	28-0	289/10.3	31-56	.554	5-7	.714	18-29	.621	28	49	77	2.8	39-0	7	20	11	10	85	3.0	
2020-21	UC	1-0	7/7.2	0-1	.000	0-1	.000	0-0	.000	0	2	2	2.0	4-0	0	0	0	0	0	0.0	
TOTAL		56-0	482/8.6	55-119	.462	7-12	.583	33-49	.673	44	86	130	2.3	61-0	15	28	24	16	150	2.7	



# #20 MAMOUDOU DIARRA

FORWARD • 6-9 • 225 • R-JUNIOR • 2L • BAMAKO, MALI (22 FEET ACADEMY [S.C.] )

## GAME-BY-GAME STATISTICS

### 2020-21 (R-JUNIOR SEASON)

#### #20 DIARRA, Mamoudou

Opponent	Date	GS	MIN	Total		3-Pointers		Free throws		Rebounds				PF	A	T/O	BLK	STL	PTS	AVG
				FG-FGA	PCT	3FG-3FGA	PCT	FT-FTA	PCT	OFF	DEF	TOT	AVG							
Lipscomb	12/02/2020		07:12	0-1	.000	0-1	.000	0-0	.000	0	2	2	2.0	4	0	0	0	0	0.0	
Totals		0	07:12	0-1	.000	0-1	.000	0-0	.000	0	2	2	2.0	4	0	0	0	0	0.0	

#### Player Averages

Games Played	Minutes/ game	Points/ game	FG Pct	3FG Pct	FT Pct	Rebounds/ game	Assists/ game	Turnovers/ game	Assist/Turnover ratio	Steals/ game	Blocks/ game
1	7.2	0.0	0.0	0.0	0.0	2.0	0.0	0.0	0.0	0.0	0.0

### 2019-20 (R-SOPHOMORE SEASON)

#### #20 DIARRA, Mamoudou

Opponent	Date	GS	MIN	Total		3-Pointers		Free throws		Rebounds			PF	A	T/O	BLK	STL	PTS	AVG	
				FG-FGA	PCT	3FG-3FGA	PCT	FT-FTA	PCT	OFF	DEF	TOT								AVG
N.C. Central	11/13/2018		04:11	1-1	1.000	0-0	.000	0-0	.000	0	2	2	2.0	1	0	0	0	2	2.0	
Western Mich.	11/19/2018		12:33	0-2	.000	0-0	.000	2-4	.500	2	4	6	4.0	2	1	0	1	2	2.0	
vs Ole Miss	11/24/2018		02:00	0-0	.000	0-0	.000	0-0	.000	0	1	1	3.0	0	0	0	0	0	1.3	
Ark.-Pine Bluff	11/27/2018		13:15	4-6	.667	1-1	1.000	0-0	.000	0	2	2	2.8	2	0	0	1	9	3.3	
UCLA	12/19/2018		05:01	0-2	.000	0-0	.000	0-0	.000	0	1	1	2.4	0	1	0	0	0	2.6	
South Carolina St.	12/22/2018		12:15	3-6	.500	0-1	.000	2-3	.667	1	4	5	2.8	1	0	0	0	8	3.5	
Tulane	01/02/2019		12:26	2-4	.500	0-0	.000	0-0	.000	2	4	6	3.3	1	1	0	2	4	3.6	
at Tulsa	01/10/2019		00:00	0-0	.000	0-0	.000	0-0	.000	0	0	0	2.9	0	0	0	0	0	3.1	
South Fla.	01/15/2019		02:49	0-1	.000	0-0	.000	0-0	.000	0	0	0	2.6	0	0	0	0	0	2.8	
at Wichita St.	01/19/2019		01:00	0-0	.000	0-0	.000	0-0	.000	0	0	0	2.3	0	0	0	0	0	2.5	
Tulsa	01/24/2019		10:27	2-5	.400	0-0	.000	0-0	.000	1	0	1	2.2	3	0	0	1	0	4	2.6
at Temple	01/27/2019		02:05	0-0	.000	0-0	.000	0-0	.000	0	0	0	2.0	1	0	0	0	0	2.4	
at Memphis	02/07/2019		02:50	0-1	.000	0-0	.000	0-0	.000	0	2	2	2.0	0	0	0	0	0	2.2	
at UConn	02/24/2019		14:22	2-5	.400	0-0	.000	2-2	1.000	2	4	6	2.3	2	1	2	1	0	6	2.5
at SMU	02/27/2019		04:48	0-0	.000	0-0	.000	0-0	.000	0	1	1	2.2	0	0	0	0	1	0	2.3
at UCF	03/07/2019		14:48	1-3	.333	0-0	.000	1-2	.500	2	1	3	2.3	0	1	0	1	2	3	2.4
Houston	03/10/2019		07:33	1-3	.333	0-0	.000	3-3	1.000	0	1	1	2.2	1	0	0	1	0	5	2.5
vs SMU	03/15/2019		07:49	0-1	.000	0-0	.000	0-0	.000	1	0	1	2.1	0	1	1	0	0	0	2.4
vs Wichita St.	03/16/2019		05:14	1-1	1.000	0-0	.000	0-0	.000	0	0	0	2.0	0	0	1	1	0	2	2.4
vs Iowa	03/22/2019		03:27	0-1	.000	0-0	.000	0-0	.000	0	0	0	1.9	1	0	0	0	0	0	2.3
Totals		0	138:53	17-42	.405	1-2	.500	10-14	.714	11	27	38	1.9	15	6	4	8	5	45	2.3

#### Player Averages

Games Played	Minutes/ game	Points/ game	FG Pct	3FG Pct	FT Pct	Rebounds/ game	Assists/ game	Turnovers/ game	Assist/Turnover ratio	Steals/ game	Blocks/ game
20	6.9	2.3	40.5	50.0	71.4	1.9	0.3	0.2	1.5	0.3	0.4

### 2018-19 (R-FRESHMAN SEASON)

#### #20 DIARRA, Mamoudou

Opponent	Date	GS	MIN	Total		3-Pointers		Free throws		Rebounds			PF	A	T/O	BLK	STL	PTS	AVG	
				FG	FGA	PCT	3FG	3FGA	PCT	FT	FTA	PCT								OFF
Savannah St.	11/10/2017		00:00	0-0	.000	0-0	.000	0-0	.000	0	0	0	0.0	0	1	0	0	0	0.0	
Western Caro.	11/13/2017		12:00	3-6	.500	0-0	.000	3-4	.750	2	4	6	3.0	1	0	1	0	9	4.5	
Coppin St.	11/16/2017		09:00	1-5	.200	1-2	.500	2-2	1.000	1	2	3	3.0	0	1	1	1	0	5	4.7
Alabama St.	11/27/2017		08:00	1-4	.250	0-0	.000	0-0	.000	1	1	2	2.8	1	0	0	2	1	2	4.0
Mississippi St.	12/12/2017		01:00	0-0	.000	0-0	.000	0-0	.000	0	0	0	2.2	0	0	0	0	0	3.2	
Ark.-Pine Bluff	12/19/2017		12:00	1-3	.333	0-0	.000	0-0	.000	1	0	1	2.0	1	1	2	1	0	2	3.0
Memphis	12/31/2017		04:00	1-2	.500	0-0	.000	0-0	.000	0	1	1	1.9	0	0	0	0	0	2	2.9
Totals		0	46:00	7-20	.350	1-2	.500	5-6	.833	5	8	13	1.9	3	2	4	5	1	20	2.9

#### Player Averages

Games Played	Minutes/ game	Points/ game	FG Pct	3FG Pct	FT Pct	Rebounds/ game	Assists/ game	Turnovers/ game	Assist/Turnover ratio	Steals/ game	Blocks/ game
7	6.6	2.9	35.0	50.0	83.3	1.9	0.3	0.6	0.5	0.1	0.7





# #23 MIKA ADAMS-WOODS

GUARD • 6-3 • 185 • SOPHOMORE • 1L • SYRACUSE, N.Y./BISHOP LUDDEN HS/NEW HAMPTON SCHOOL (N.H.)

**2020-21 Season (Sophomore):** Posted a career-high 16 points against Lipscomb (12/2).

**2019-20 Season (Freshman):** Started 19 of 29 games played, averaging 5.0 points, 2.2 rebounds and 1.6 assists in 21.4 minutes ... scored a season-high 14 points with a trio of 3-pointers, three assists and two steals against Memphis (2/13) ... tallied 11 points with four assists in his first collegiate start against No. 21 Tennessee (12/18) ... contributed 10 points on 4-of-4 shooting with a pair of threes at Xavier (12/7) ... registered 10 points on a pair of threes to go with five rebounds against UNLV (11/30) ... scored 10 points and grabbed a season-high six rebounds at East Carolina (2/16) ... handed out a season-high five assists against UConn (1/1) and at UCF (2/19) ... scored in double figures in seven games.

**Prior to Cincinnati:** Averaged 19.0 points, 6.2 rebounds, 4.5 assists and 1.9 steals while shooting 52.5 percent from three-point range during the 2018-19 season, his second year at New Hampton School (N.H.) ... helped lead the prep school to a runner-up finish at the 2018 NEPSAC AAA Championship while averaging 16.1 points, 5.1 rebounds, 4.2 assists and 1.9 steals ... earned New England Preparatory School Athletic Council (NEPSAC) Class AAA first-team honors each of the past two seasons at the New Hampton School ... rated as the No. 10 prospect in New England by the New England Recruiting Report and the No. 2 player in the state. He was also the No. 34 point guard nationally according to Rivals.com ... spent three seasons at Bishop Ludden High School in Syracuse, N.Y., where he scored over 1,200 points. He averaged 19.8 points as a junior in 2016-17 while earning first-team All-Central New York honors.

**Personal:** Born Feb. 23, 2000 in Syracuse, New York ... son of Porsche and Carzel ... Guardian is Victoria Woods ... has one brother, Joseph and one sister, Myeisha ... left-handed.

## SEASON & CAREER STATISTICS

2020-21 Season		Career
16 vs. Lipscomb, 12/2/20	Pts	16 vs. Lipscomb, 12/2/20
14 vs. Lipscomb, 12/2/20	FG Atts	14 vs. Lipscomb, 12/2/20
6 vs. Lipscomb, 12/2/20	FG Made	6 vs. Lipscomb, 12/2/20
5 vs. Lipscomb, 12/2/20	3PT-FG Atts	7 vs. Memphis, 2/13/20
1 vs. Lipscomb, 12/2/20	3PT-FG Made	3 vs. Memphis, 2/13/20
3 vs. Lipscomb, 12/2/20	FT Atts	4, 5x (last at USF, 3/3/20)
3 vs. Lipscomb, 12/2/20	FT Made	4, 3x (last at USF, 3/3/20)
3 vs. Lipscomb, 12/2/20	Rebs	6 at ECU, 2/16/20
2 vs. Lipscomb, 12/2/20	Assts	5, 2x (last at UCF, 1/11/20)
0	Stls	2, 6x (last at Houston, 3/1/20)
0	Blks	2 vs. SMU, 1/28/20
33 vs. Lipscomb, 12/2/20	Mins	40 at ECU, 2/16/20

## MISCELLANEOUS STATISTICS

CATEGORY	2019-20	2020-21	CAREER
Double-Figure Scoring Games	7	1	8
Double-Figure Rebounding Games	0	0	0
Double-Double Games	0	0	0
20-Point Scoring Games	0	0	0
Games Led Team in Scoring	0	1	1
Games Led Team in Rebounding	0	0	0
Games Led Team in Assists	2	0	2
Games With 3+ Assists	7	0	7
Games With 3+ Blocks	0	0	0
Games With 3+ Steals	0	0	0
Games With 3+ 3-Pointers	1	0	1

## GAME-BY-GAME STATISTICS

### 2020-21 (SOPHOMORE SEASON)

#### #23 ADAMS-WOODS, Mika

				Total		3-Pointers		Free throws		Rebounds										
Opponent	Date	GS	MIN	FG-FGA	PCT	3FG-3FGA	PCT	FT-FTA	PCT	OFF	DEF	TOT	AVG	PF	A	T/O	BLK	STL	PTS	AVG
Lipscomb	12/02/2020	*	33:15	6-14	.429	1-5	.200	3-3	1.000	1	2	3	3.0	1	2	1	0	0	16	16.0
Totals		1	33:15	6-14	.429	1-5	.200	3-3	1.000	1	2	3	3.0	1	2	1	0	0	16	16.0

#### Player Averages

Games Played	Minutes/game	Points/game	FG Pct	3FG Pct	Rebounds/game	Assists/game	Turnovers/game	Assist/Turnover ratio	Steals/game	Blocks/game
1	33.3	16.0	42.9	20.0	100.0	3.0	2.0	1.0	2.0	0.0

### 2019-20 (FRESHMAN SEASON)

#### #3 ADAMS-WOODS, Mika

Opponent	Date	GS	MIN	Total		3-Pointers		Free Throws		Rebounds			PF	A	T/O	BLK	STL	PTS	AVG		
				FG-FGA	PCT	3FG-3FGA	PCT	FT-FTA	PCT	OFF	DEF	TOT								AVG	
Drake	11/11/2019		13:32	1-3	.333	0-0	.000	0-0	.000	0	5	5	5.0	2	3	0	0	1	2	2.0	
Alabama A&M	11/14/2019		13:30	1-3	.333	1-2	.500	2-2	1.000	0	1	1	3.0	1	1	4	0	0	5	3.5	
vs Illinois St.	11/22/2019		13:00	0-0	.000	0-0	.000	0-1	.000	0	1	1	2.3	1	0	3	0	0	0	2.3	
vs Bowling Green	11/24/2019		04:00	0-1	.000	0-0	.000	0-0	.000	0	0	0	1.8	0	0	0	0	0	0	1.8	
vs Valparaiso	11/25/2019		18:00	4-6	.667	1-2	.500	1-1	1.000	0	1	1	1.6	2	0	2	0	0	1	10	3.4
UNLV	11/30/2019		28:39	4-6	.667	2-4	.500	0-1	.000	0	5	5	2.2	4	1	1	1	0	10	4.5	
Vermont	12/03/2019		17:38	1-2	.500	0-0	.000	4-4	1.000	0	3	3	2.3	1	2	1	0	1	6	4.7	
at Xavier	12/07/2019		21:08	4-4	1.000	2-2	1.000	0-0	.000	0	3	3	2.4	1	0	2	0	0	10	5.4	
Colgate	12/14/2019		24:24	2-5	.400	2-4	.500	2-2	1.000	0	1	1	2.2	2	0	1	0	0	8	5.7	
Tennessee	12/18/2019	*	31:23	3-6	.500	1-3	.333	4-4	1.000	0	3	3	2.3	1	4	0	0	11	6.2		
vs Iowa	12/21/2019	*	22:38	3-5	.600	2-3	.667	2-2	1.000	0	5	5	2.5	4	1	0	0	2	10	6.5	
UConn	01/01/2020	*	26:50	1-3	.333	1-2	.500	1-2	.500	0	3	3	2.6	2	5	2	0	0	4	6.3	
at Tulane	01/04/2020	*	13:42	1-4	.250	0-3	.000	0-0	.000	0	1	1	2.5	5	0	1	0	0	2	6.0	
Tulsa	01/08/2020	*	13:41	0-1	.000	0-1	.000	0-0	.000	0	1	1	2.4	4	0	1	0	0	0	5.6	
at UCF	01/11/2020	*	20:00	1-2	.500	1-2	.500	0-0	.000	0	1	1	2.3	1	5	0	1	1	3	5.4	
at Memphis	01/16/2020	*	26:09	1-4	.250	0-3	.000	0-0	.000	0	1	1	2.2	3	2	2	0	2	2	5.2	
East Carolina	01/19/2020	*	18:09	1-2	.500	1-2	.500	0-0	.000	1	2	3	2.2	2	4	0	1	1	3	5.1	
at Temple	01/22/2020	*	22:12	1-4	.250	1-4	.250	0-0	.000	0	2	2	2.2	1	1	1	0	0	3	4.9	
SMU	01/28/2020	*	21:47	0-2	.000	0-1	.000	0-0	.000	0	1	1	2.2	0	1	1	2	2	0	4.7	
Houston	02/01/2020	*	23:09	1-4	.250	0-2	.000	0-0	.000	0	1	1	2.1	2	1	0	0	0	2	4.6	
at Wichita St.	02/06/2020	*	17:51	2-4	.500	0-0	.000	0-0	.000	0	0	0	2.0	2	2	0	0	0	4	4.5	
at UConn	02/09/2020	*	20:34	1-1	1.000	1-1	1.000	0-0	.000	0	3	3	2.0	4	0	2	0	0	3	4.5	
Memphis	02/13/2020	*	35:57	4-10	.400	3-7	.429	3-4	.750	1	3	4	2.1	1	3	0	1	2	14	4.9	
at East Carolina	02/16/2020	*	39:44	4-9	.444	1-3	.333	1-2	.500	3	3	6	2.3	3	4	3	1	2	10	5.1	
UCF	02/19/2020	*	21:44	1-3	.333	0-1	.000	2-2	1.000	0	0	0	2.2	4	2	2	0	0	4	5.0	
Wichita St.	02/23/2020	*	28:33	3-7	.429	0-1	.000	1-2	.500	3	2	5	2.3	0	0	0	0	0	7	5.1	
at Houston	03/01/2020	*	29:29	1-4	.250	1-2	.500	3-4	.750	0	2	2	2.3	1	0	1	1	0	6	5.1	
at South Fla.	03/03/2020	*	23:16	0-1	.000	0-1	.000	4-4	1.000	0	1	1	2.3	2	1	1	1	0	4	5.1	
Temple	03/07/2020		17:57	1-4	.250	1-3	.333	0-2	.000	0	1	1	2.2	1	2	0	1	0	3	5.0	
Totals			19	622:36	47-110	.427	22-59	.373	30-39	.769	8	56	64	2.2	57	45	31	8	17	146	5.0

#### Player Averages

Games Played	Minutes/game	Points/game	FG Pct	3FG Pct	FT Pct	Rebounds/game	Assists/game	Turnovers/game	Assist/Turnover ratio	Steals/game	Blocks/game
29	21.5	5.0	42.7	37.3	76.9	2.2	1.6	1.1	1.5	0.6	0.3

## CAREER STATISTICS

### ADAMS-WOODS, Mika

				Field Goals		3-Point		F-Throws		Rebounds										Scoring	
SEASON	TEAM	GP-GS	MIN/AVG	FG-FGA	FG%	3FG-FGA	3FG%	FT-FTA	FT%	OFF	DEF	TOT	AVG	PF-FO	AST	TO	BLK	STL	PTS	AVG	
2019-20	UC	29-19	623/21.5	47-110	.427	22-59	.373	30-39	.769	8	56	64	2.2	57-1	45	31	8	17	146	5.0	
2020-21	UC	1-1	33/33.3	6-14	.429	1-5	.200	3-3	1.000	1	2	3	3.0	1-0	2	1	0	0	16	16.0	
TOTAL		30-20	656/21.9	53-124	.427	23-64	.359	33-42	.786	9	58	67	2.2	58-1	47	32	8	17	162	5.4	



# #24 JEREMIAH DAVENPORT

GUARD • 6-7 • 205 • SOPHOMORE • 1L • CINCINNATI, OHIO (MOELLER HS/HARGRAVE MILITARY ACADEMY)

**2019-20 Season (Sophomore):** Handed out a career-high four assists to go with four points and two steals in 14 minutes against Lipscomb (12/2).

**2019-20 Season (Freshman):** Played in 18 games as a reserve, averaging 1.9 points and 1.0 rebounds in 6.8 minutes ... underwent season-ending knee surgery on Mar. 2 ... shot 76.5 percent (13 of 17) from the free throw line ... scored a season-high eight points in 12 minutes against Memphis (2/13) ... posted seven points and a season-best six rebounds in a season-high 16 minutes against Bowling Green (11/25) ... tallied six points in 12 minutes against Alabama A&M (11/14).

**Prior to Cincinnati:** Averaged 16.5 points, 7.4 rebounds and 2.1 steals while shooting 42 percent from three-point range at Hargrave Military Academy (Chatham, Va.) ... helped guide the Tigers to a 35-3 overall mark last season while earning most valuable player honors at the Legacy Nissan Classic and National Prep Showcase ... averaged 15.7 points, 6.2 rebounds and 2.1 assists and shooting 59 percent from the field as a senior at Moeller in 2017-18 ... earned Greater Cincinnati Boys Basketball Player of the Year accolades, Greater Catholic League South Co-Player of the Year honors and was named an Ohio Division I Boys Basketball Third-Team selection by the Ohio Prep Sportswriters Association ... helped lead the Crusaders to consecutive state championship game appearances as a junior and senior, winning the title in 2017-18 ... Moeller posted a 55-4 mark with Davenport playing varsity as a junior and senior, including a 27-3 record in 2017-18.

**Personal:** Born Sept. 24, 1999 in Cincinnati, Ohio ... son of Sheila and Darren Davenport ... has two brothers, Michael and Joshua, and three sisters Gabrielle, Naomi and Deborah ... comes from a basketball family, mother (Morehead State) and father (Alcorn State), along with brothers, Michael (St. Bonaventure, 2008-12) and Joshua (Winthrop, 2013-17) and sister, Naomi (West Virginia, 2017-19) all played NCAA Division I basketball ... right-handed.

## SEASON & CAREER STATISTICS

### 2020-21 Season

4 vs. Lipscomb, 12/2/20	Pts	8 vs. Memphis, 2/13/20
3 vs. Lipscomb, 12/2/20	FG Atts	7 vs. Memphis, 2/13/20
2 vs. Lipscomb, 12/2/20	FG Made	3 vs. Memphis, 2/13/20
1 vs. Lipscomb, 12/2/20	3PT-FG Atts	4 vs. Memphis, 2/13/20
0	3PT-FG Made	1, 2x (last at Tulane, 1/4/20)
0	FT Atts	6 vs. Bowling Green, 11/24/19
0	FT Made	5 vs. Bowling Green, 11/24/19
2 vs. Lipscomb, 12/2/20	Rebs	6 vs. Bowling Green, 11/24/19
4 vs. Lipscomb, 12/2/20	Assts	4 vs. Lipscomb, 12/2/20
2 vs. Lipscomb, 12/2/20	Stls	2 vs. Lipscomb, 12/2/20
0	Blks	0
14 vs. Lipscomb, 12/2/20	Mins	16 vs. Bowling Green, 11/24/19

## MISCELLANEOUS STATISTICS

### CATEGORY

	2019-20	2020-21	CAREER
Double-Figure Scoring Games	0	0	0
Double-Figure Rebounding Games	0	0	0
Double-Double Games	0	0	0
20-Point Scoring Games	0	0	0
Games Led Team in Scoring	0	0	0
Games Led Team in Rebounding	0	0	0
Games Led Team in Assists	0	1	1
Games With 3+ Assists	0	1	1
Games With 3+ Blocks	0	0	0
Games With 3+ Steals	0	0	0
Games With 3+ 3-Pointers	0	0	0

## GAME-BY-GAME STATISTICS

### 2020-21 (SOPHOMORE SEASON)

#### #24 DAVENPORT, Jeremiah

				Total		3-Pointers		Free throws		Rebounds											
Opponent	Date	GS	MIN	FG-FGA	PCT	3FG-3FGA	PCT	FT-FTA	PCT	OFF	DEF	TOT	AVG	PF	A	T/O	BLK	STL	PTS	AVG	
Lipscomb	12/02/2020		14:05	2-3	.667	0-1	.000	0-0	.000	0	2	2	2.0	0	4	2	0	2	4	4.0	
Totals		0	14:05	2-3	.667	0-1	.000	0-0	.000	0	2	2	2.0	0	4	2	0	2	4	4.0	

#### Player Averages

Games Played	Minutes/game	Points/game	FG Pct	3FG Pct	FT Pct	Rebounds/game	Assists/game	Turnovers/game	Assist/Turnover ratio	Steals/game	Blocks/game
1	14.1	4.0	66.7	0.0	0.0	2.0	4.0	2.0	2.0	2.0	0.0

### 2019-20 (FRESHMAN SEASON)

#### #1 DAVENPORT, Jeremiah

Opponent	Date	GS	MIN	Total		3-Pointers		Free throws		Rebounds		PF	A	T/O	BLK	STL	PTS	AVG		
				FG-FGA	PCT	3FG-3FGA	PCT	FT-FTA	PCT	OFF	DEF								TOT	AVG
at Ohio St.	11/06/2019		04:22	0-0	.000	0-0	.000	3-3	1.000	1	1	2	2.0	4	0	0	0	3	3.0	
Drake	11/11/2019		07:16	0-2	.000	0-1	.000	0-0	.000	0	2	2	2.0	0	0	0	0	1	1.5	
Alabama A&M	11/14/2019		12:24	2-4	.500	1-1	1.000	1-3	.333	2	1	3	2.3	0	0	1	0	1	6	3.0
vs Illinois St.	11/22/2019		07:00	0-1	.000	0-1	.000	0-0	.000	0	1	1	2.0	0	0	1	0	0	2.3	
vs Bowling Green	11/24/2019		16:00	1-3	.333	0-0	.000	5-6	.833	3	3	6	2.8	4	0	2	0	7	3.2	
vs Valparaiso	11/25/2019		10:00	1-2	.500	0-0	.000	0-0	.000	0	1	1	2.5	2	1	0	0	1	2	3.0
UNLV	11/30/2019		07:12	1-1	1.000	0-0	.000	0-0	.000	0	0	0	2.1	0	0	0	0	1	2	2.9
Vermont	12/03/2019		03:54	0-1	.000	0-1	.000	0-0	.000	0	1	1	2.0	4	0	1	0	0	2.5	
at Xavier	12/07/2019		03:55	0-0	.000	0-0	.000	0-0	.000	0	0	1	1.8	0	0	0	0	0	2.2	
Colgate	12/14/2019		06:49	0-2	.000	0-1	.000	0-0	.000	0	0	1	1.6	0	0	1	0	0	2.0	
at Tulane	01/04/2020		04:17	1-2	.500	1-2	.500	0-0	.000	0	0	1	1.5	1	0	0	0	3	2.1	
Tulsa	01/08/2020		08:17	0-2	.000	0-2	.000	0-0	.000	0	0	1	1.3	0	0	1	0	0	1.9	
East Carolina	01/19/2020		05:10	0-1	.000	0-1	.000	2-2	1.000	0	0	1	1.2	0	0	1	0	1	2	1.9
SMU	01/28/2020		01:27	0-0	.000	0-0	.000	0-0	.000	0	1	1	1.2	0	0	0	0	0	1.8	
Memphis	02/13/2020		11:27	3-7	.429	0-4	.000	2-3	.667	0	1	1	1.2	1	1	1	0	1	8	2.2
at East Carolina	02/16/2020		03:04	0-0	.000	0-0	.000	0-0	.000	0	0	0	1.1	1	0	2	0	0	2.1	
UCF	02/19/2020		08:14	1-2	.500	0-0	.000	0-0	.000	0	0	1	1.1	1	0	0	0	1	2	2.1
Wichita St.	02/23/2020		03:19	0-0	.000	0-0	.000	0-0	.000	0	0	0	1.0	0	0	0	0	0	1.9	
Totals		0	124:07	10-30	.333	2-14	.143	13-17	.765	6	12	18	1.0	18	2	11	0	6	35	1.9

#### Player Averages

Games Played	Minutes/game	Points/game	FG Pct	3FG Pct	FT Pct	Rebounds/game	Assists/game	Turnovers/game	Assist/Turnover ratio	Steals/game	Blocks/game
18	6.9	1.9	33.3	14.3	76.5	1.0	0.1	0.6	0.2	0.3	0.0

## CAREER STATISTICS

### DAVENPORT, Jeremiah

				Field Goals		3-Point		F-Throws		Rebounds										Scoring	
SEASON	TEAM	GP-GS	MIN/AVG	FG-FGA	FG%	3FG-FGA	3FG%	FT-FTA	FT%	OFF	DEF	TOT	AVG	PF-FO	AST	TO	BLK	STL	PTS	AVG	
2019-20	UC	18-0	124/6.9	10-30	.333	2-14	.143	13-17	.765	6	12	18	1.0	18-0	2	11	0	6	35	1.9	
2020-21	UC	1-0	14/14.1	2-3	.667	0-1	.000	0-0	.000	0	2	2	2.0	0-0	4	2	0	2	4	4.0	
TOTAL		19-0	138/7.3	12-33	.364	2-15	.133	13-17	.765	6	14	20	1.1	18-0	6	13	0	8	39	2.1	



# #25 RAPOLAS IVANAUSKAS

FORWARD • 6-10 • 235 • GRADUATE • TR • BARRINGTON, ILL. (BREWSTER ACADEMY/NORTHWESTERN/COLGATE)

## CONFERENCE AWARDS

- » Patriot League Player of the Year (2019)
- » Patriot League First Team (2019)
- » Patriot League Second Team (2020)
- » Patriot League All-Tournament Team (2019, 2020)
- » Patriot League Player of the Week (4x: 2/11/19; 2/25/19; 3/4/19; 12/16/19)

## OTHER HONORS

- » Honorable Mention All-American - AP (2019)
- » Riley Wallace Award for Best D-I Transfer (2019)
- » Lou Henson Midseason List (2019, 2020)
- » Colgate Athletics Player of the Year (2019)

## MOMENTS

- » Scored a career-high 33 points with 10 rebounds and five assists at Lehigh (2/4/19).
- » Posted 30 points on 12-of-18 shooting with 12 rebounds vs. Nazareth (11/13/18).

**2020-21 Season (Graduate Transfer):** Posted 11 points with six rebounds in his Bearcat debut vs. Lipscomb (12/2).

**Prior to Cincinnati:** Played the 2018-19 and 2019-20 seasons at Colgate after beginning his collegiate career at Northwestern where he saw limited action due to injury ... earned Patriot League Second Team accolades for the Raiders as a senior in 2019-20 last season, averaging 13.1 points, 7.6 rebounds and 2.1 assists while shooting 43.2 percent from the field ... poured in 21 points with nine rebounds against the Bearcats in a 67-66 Colgate win on Dec. 14, 2019 at Fifth Third Arena ... Received the Riley Wallace award for the nation's top Division I transfer as well as being named an Associated Press honorable mention All-American and the Patriot League Player of the Year as a junior at Colgate (2018-19), averaging averaged 15.9 points, 7.8 rebounds and 1.6 assists while shooting 51.8 percent from the field and 43.4 percent from 3-point range ... sat out his freshman season at Northwestern (2016-17) as a redshirt and played in three games during his second season (2017-18) with the program before undergoing season-ending shoulder surgery ... ranked as the 89th-best recruit in the nation in the Class of 2016 by Rivals.com and was rated as a four-star recruit by 247Sports.com and Rivals.com ... rated as the No. 5 recruit in the state of Illinois by ESPN.com coming out of Brewster Academy in New Hampshire ... played his first three seasons of prep basketball at Barrington High School in Illinois where he earned Mid-Suburban West Conference Player of the Year accolades and All-State Second Team honors while averaging 18 points and 8.3 rebounds as a junior.

**Personal:** Born Feb. 15, 1998 in Kaunas, Lithuania ... son of Tomas and Gintare Ivanauskas ... father played college basketball at UMass Lowell and professionally in Lithuania ... cousin, Deividas Dulkys, played professionally in Turkey, Spain and Italy ... has one brother, Mykolas Ivanauskas ... right-handed.

## SEASON & CAREER STATISTICS

2020-21 Season			Career
11 vs. Lipscomb, 12/2/20	Pts	33 at Lehigh, 2/4/19#	
9 vs. Lipscomb, 12/2/20	FG Atts	18, 5x (last vs. Lafayette, 1/29/20)#	
5 vs. Lipscomb, 12/2/20	FG Made	12 vs. Nazareth, 11/14/18#	
1 vs. Lipscomb, 12/2/20	3PT-FG Atts	8 vs. NJIT, 11/6/19#	
0	3PT-FG Made	4, 2x (last vs. Navy, 2/23/19)#	
1 vs. Lipscomb, 12/2/20	FT Atts	11 vs. Boston, 2/2/19#	
1 vs. Lipscomb, 12/2/20	FT Made	9 vs. Boston, 2/2/19#	
6 vs. Lipscomb, 12/2/20	Rebs	13, 2x (last vs. CSUN, 11/24/19)#	
0	Assts	6, 2x (last at Green Bay, 11/26/19)#	
0	Stls	3 vs. Bucknell, 2/19/19#	
0	Blks	3 vs. Bucknell, 2/19/19#	
26 vs. Lipscomb, 12/2/20	Mins	38 at Loyola (Md.), 1/26/19#	
# - Statistics from playing career at Colgate			

## MISCELLANEOUS STATISTICS

CATEGORY	2017-18	2018-19	2019-20	2020-21	CAREER
Double-Figure Scoring Games	0	27	25	1	53
Double-Figure Rebounding Games	0	12	10	0	22
Double-Double Games	0	10	7	0	17
20-Point Scoring Games	0	11	4	0	15
Games Led Team in Scoring	0	11	9	0	20
Games Led Team in Rebounding	0	21	11	0	32
Games Led Team in Assists	0	3	3	0	6
Games With 3+ Assists	0	7	12	0	19
Games With 3+ Blocks	0	1	0	0	1
Games With 3+ Steals	0	1	0	0	1
Games With 3+ Three-Pointers	0	4	1	0	5

## CAREER STATISTICS

### IVANAUSKAS, Rapolas

SEASON	TEAM	GP-GS		MIN/AVG	Field Goals		3-Point		F-Throws		Rebounds				Scoring				
		GP	GS		FG-FGA	FG%	3FG-FGA	3FG%	FT-FTA	FT%	OFF	DEF	TOT	AVG	PF-FO	AST	TO	BLK	STL
2017-18	NU	3	0	11/3.7	0-2	.000	0-0	.000	0-0	.000	0	3	3	1.0	5-0	0	0	0	0
2018-19	Colg	35	35	1056/30.2	207-400	.518	43-99	.434	101-130	.777	64	209	273	7.8	103-3	56	86	21	19
2019-20	Colg	34	34	989/29.1	178-412	.432	31-118	.263	59-97	.608	61	198	259	7.6	96-2	71	82	18	21
2020-21	UC	1	1	26/25.6	5-9	.556	0-1	.000	1-1	1.000	2	4	6	6.0	1-0	0	0	0	0
TOTAL FOR UC		1	1	26/25.6	5-9	.556	0-1	.000	1-1	1.000	2	4	6	6.0	1-0	0	0	0	0
TOTAL		73	70	2081/28.5	390-823	.474	74-218	.339	161-228	.706	127	414	541	7.4	205-5	127	168	39	40



# #25 RAPOLAS IVANAUSKAS

FORWARD • 6-10 • 235 • GRADUATE • TR • BARRINGTON, ILL. (BREWSTER ACADEMY/NORTHWESTERN/COLGATE)

## GAME-BY-GAME STATISTICS

### 2020-21 (GRADUATE SEASON - CINCINNATI)

#### #25 IVANAUSKAS, Rapolas

Opponent	Date	GS	MIN	FG-FGA	PCT	3FG-3FGA	PCT	FT-FTA	PCT	OFF DEF TOT	AVG	PF	A	T/O	BLK	STL	PTS	AVG
Lipscomb	12/02/2020	*	25:35	5-9	.556	0-1	.000	1-1	1.000	2 4 6	6.0	1	0	0	0	0	11	11.0
Totals			1 25:35	5-9	.556	0-1	.000	1-1	1.000	2 4 6	6.0	1	0	0	0	0	11	11.0

#### Player Averages

Games Played	Minutes/game	Points/game	FG Pct	3FG Pct	FT Pct	Rebounds/game	Assists/game	Turnovers/game	Assist/Turnover ratio	Steals/game	Blocks/game
1	25.6	11.0	55.6	0.0	100.0	6.0	0.0	0.0		0.0	0.0

### 2018-19 (JUNIOR SEASON - COLGATE)

#### #25 IVANAUSKAS, Rapolas

Opponent	Date	GS	MIN	FG-FGA	PCT	3FG-3FGA	PCT	FT-FTA	PCT	OFF DEF TOT	AVG	PF	A	T/O	BLK	STL	PTS	AVG
at NJIT	11/06/2018	*	25:00	6-10	.600	2-3	.667	2-2	1.000	4 9 13	13.0	4	1	4	2	0	16	16.0
at Monmouth	11/09/2018	*	35:36	8-12	.667	2-6	.333	4-4	1.000	5 5 10	11.5	4	2	5	0	1	22	19.0
at Cornell	11/11/2018	*	26:00	4-11	.364	1-1	1.000	0-0	.000	1 10 11	11.3	3	0	2	0	1	9	15.7
Nazareth	11/14/2018	*	27:51	12-18	.667	1-2	.500	5-5	1.000	4 8 12	11.5	2	1	0	1	1	30	19.3
Binghamton	11/14/2018	*	30:28	6-11	.545	0-0	.000	5-8	.625	0 12 12	11.6	3	1	3	0	0	17	18.8
at Syracuse	11/21/2018	*	31:00	2-9	.222	1-5	.200	0-0	.000	0 5 5	10.5	4	3	3	0	1	5	16.5
at Siena	11/24/2018	*	32:00	6-12	.500	0-2	.000	4-4	1.000	3 8 11	10.6	3	1	1	0	0	16	16.4
at South Fla.	11/30/2018	*	35:00	3-11	.273	2-5	.400	6-9	.667	2 5 7	10.1	0	3	4	0	2	14	16.1
at FGCU	12/02/2018	*	32:00	4-10	.400	1-2	.500	6-8	.750	2 6 10	10.1	2	2	0	2	0	15	16.0
at Columbia	12/05/2018	*	32:00	4-11	.364	1-2	.500	0-0	.000	3 6 9	10.0	2	2	1	1	1	9	15.3
at Penn St.	12/08/2018	*	30:00	7-13	.538	0-1	.000	0-0	.000	0 4 4	9.5	5	4	1	0	0	14	15.2
Marist	12/15/2018	*	33:19	4-8	.500	1-3	.333	0-0	.000	3 9 12	9.7	4	2	6	2	0	9	14.7
at Pittsburgh	12/29/2018	*	32:00	2-6	.333	0-1	.000	1-2	.500	1 8 9	9.6	4	2	2	0	0	5	13.9
at Navy	01/03/2019	*	24:00	5-10	.500	0-2	.000	0-1	.000	2 6 8	9.5	4	1	3	0	0	10	13.6
American	01/06/2019	*	30:51	2-8	.250	0-2	.000	2-3	.667	1 4 5	9.2	2	1	0	0	0	6	13.1
at Bucknell	01/09/2019	*	29:19	7-12	.583	1-2	.500	5-6	.833	3 3 6	9.0	5	0	3	2	1	20	13.6
Lehigh	01/12/2019	*	31:52	10-15	.667	1-2	.500	2-3	.667	3 4 7	8.9	1	1	0	0	0	23	14.1
at Army West Point	01/16/2019	*	31:00	6-11	.545	4-6	.667	1-1	1.000	1 4 5	8.7	3	2	4	1	0	17	14.3
at Boston U.	01/19/2019	*	30:00	6-12	.500	0-1	.000	5-6	.833	4 6 10	8.7	2	1	2	0	1	17	14.4
Lafayette	01/23/2019	*	26:38	6-14	.429	1-4	.250	0-0	.000	0 2 2	8.4	3	1	4	0	1	13	14.4
at Loyola Maryland	01/26/2019	*	38:00	6-10	.600	1-2	.500	3-3	1.000	0 12 12	8.6	5	3	4	0	1	16	14.4
Army West Point	01/30/2019	*	24:01	3-6	.500	0-2	.000	0-0	.000	1 4 5	8.4	4	0	2	1	0	6	14.0
Boston U.	02/02/2019	*	35:40	7-13	.538	1-5	.200	9-11	.818	2 6 8	8.4	4	0	3	0	0	24	14.5
at Lehigh	02/04/2019	*	33:00	11-18	.611	3-4	.750	8-9	.889	3 7 10	8.5	1	5	2	1	1	33	15.3
Loyola Maryland	02/09/2019	*	35:44	7-14	.500	2-3	.667	8-9	.889	2 8 10	8.5	3	0	3	1	1	24	15.6
at Holy Cross	02/13/2019	*	23:00	5-8	.625	1-1	1.000	0-3	.000	1 4 5	8.4	3	0	5	1	0	11	15.4
at American	02/16/2019	*	35:00	7-13	.538	2-3	.667	3-4	.750	1 4 5	8.3	1	2	0	2	0	19	15.6
Bucknell	02/19/2019	*	32:09	8-15	.533	2-3	.667	3-6	.500	2 4 6	8.2	2	2	2	3	3	21	15.8
Navy	02/23/2019	*	28:25	8-15	.533	4-7	.571	0-0	.000	0 8 8	8.2	3	4	1	2	0	20	15.9
Holy Cross	02/27/2019	*	33:04	10-13	.769	3-3	1.000	5-6	.833	3 5 8	8.2	1	3	2	0	0	28	16.3
at Lafayette	03/02/2019	*	31:00	5-13	.385	1-4	.250	4-4	1.000	1 4 5	8.1	5	2	1	0	0	15	16.3
Boston U.	03/07/2019	*	32:52	7-11	.636	0-2	.000	4-4	1.000	2 6 8	8.1	3	1	4	1	0	18	16.3
Navy	03/10/2019	*	27:47	8-11	.727	2-3	.667	4-5	.800	1 3 4	7.9	3	1	4	0	0	22	16.5
Bucknell	03/13/2019	*	24:47	5-12	.417	2-5	.400	2-4	.500	3 5 8	7.9	4	1	2	0	1	14	16.4
vs Tennessee	03/22/2019	*	15:46	0-4	.000	0-0	.000	0-0	.000	0 3 3	7.8	1	1	2	0	0	0	15.9
Totals			35 1056:09	207-400	.518	43-99	.434	101-130	.777	64 209 273	7.8	103	56	86	21	19	558	15.9

#### Player Averages

Games Played	Minutes/game	Points/game	FG Pct	3FG Pct	FT Pct	Rebounds/game	Assists/game	Turnovers/game	Assist/Turnover ratio	Steals/game	Blocks/game
35	30.2	15.9	51.8	43.4	77.7	7.8	1.6	2.5	0.7	0.5	0.6

### 2019-20 (SENIOR SEASON - COLGATE)

#### #25 IVANAUSKAS, Rapolas

Opponent	Date	GS	MIN	Total		3-Pointers		Free throws				Rebounds				PF	A	T/O	BLK	STL	PTS	AVG
				FG	FGA	PCT	3FG	3FGA	PCT	FT	FTA	PCT	OFF	DEF	TOT							
NJIT	11/06/2019	*	29:30	8-18	.444	2-8	.250	6-7	.857	1	7	8	8.0	4	3	3	0	1	24	24.0		
at Clemson	11/10/2019	*	37:15	6-13	.462	1-5	.200	1-1	1.000	2	3	5	6.5	5	3	3	1	0	14	19.0		
at Syracuse	11/13/2019	*	31:29	2-10	.200	0-3	.000	1-3	.333	4	5	9	7.3	3	6	3	2	0	5	14.3		
at Auburn	11/18/2019	*	28:42	6-17	.353	0-4	.000	0-1	.000	1	3	4	6.5	4	3	3	0	0	12	13.8		
SUNY Cortland	11/21/2019	*	19:49	8-9	.889	0-1	.000	2-3	.667	1	4	5	6.2	4	3	2	0	0	18	14.6		
vs CSUN	11/24/2019	*	34:47	4-11	.364	2-6	.333	6-8	.750	5	8	13	7.3	2	2	2	0	1	16	14.8		
at Green Bay	11/26/2019	*	32:39	4-8	.500	0-2	.000	1-1	1.000	0	10	10	7.7	2	6	3	0	0	9	14.0		
Siena	11/29/2019	*	33:52	1-6	.167	0-3	.000	2-2	1.000	1	6	7	7.6	3	1	3	2	1	4	12.8		
at Binghamton	12/04/2019	*	33:01	5-13	.385	2-4	.500	1-1	1.000	0	8	8	7.7	4	2	4	2	0	13	12.8		
at Niagara	12/08/2019	*	35:36	4-14	.286	2-7	.286	1-2	.500	0	9	9	7.8	2	1	4	0	1	11	12.6		
Cornell	12/11/2019	*	17:53	2-10	.200	1-4	.250	4-4	1.000	1	2	3	7.4	4	0	2	2	2	9	12.3		
at Cincinnati	12/14/2019	*	33:59	10-17	.588	1-5	.200	0-0	.000	1	8	9	7.5	3	0	4	1	0	21	13.0		
Columbia	12/22/2019	*	16:52	4-7	.571	1-2	.500	2-3	.667	0	4	7	7.2	4	1	3	0	1	11	12.8		
American	01/02/2020	*	29:41	5-12	.417	2-5	.400	2-3	.667	2	10	12	7.6	2	2	3	0	1	14	12.9		
at Army West Point	01/06/2020	*	29:50	6-16	.375	1-6	.167	0-0	.000	1	9	10	7.7	1	1	1	0	2	13	12.9		
Loyola Maryland	01/08/2020	*	26:57	5-11	.455	2-5	.400	3-3	1.000	0	9	9	7.8	3	2	2	0	0	15	13.1		
at Navy	01/11/2020	*	28:00	7-13	.538	2-3	.667	0-0	.000	2	3	5	7.6	3	0	2	0	0	16	13.2		
at Lafayette	01/15/2020	*	30:33	6-12	.500	0-2	.000	0-0	.000	1	3	4	7.4	0	3	0	0	1	12	13.2		
Boston U.	01/18/2020	*	27:17	5-10	.500	0-2	.000	0-2	.000	0	4	7	7.3	4	2	3	1	0	10	13.0		
Bucknell	01/20/2020	*	32:07	3-8	.375	0-1	.000	0-4	.000	2	6	8	7.3	4	2	6	0	0	6	12.7		
at American	01/25/2020	*	23:42	6-18	.333	2-7	.286	3-5	.600	4	6	10	7.4	5	0	1	0	1	17	12.9		
Lafayette	01/29/2020	*	34:03	9-18	.500	3-5	.600	4-6	.667	3	7	10	7.5	3	4	2	0	2	25	13.4		
at Holy Cross	02/01/2020	*	29:19	4-13	.308	0-2	.000	0-1	.000	2	6	8	7.6	2	2	3	1	0	8	13.2		
at Lehigh	02/05/2020	*	21:16	3-11	.273	1-2	.500	1-3	.333	4	3	7	7.5	3	2	4	1	2	8	13.0		
Navy	02/08/2020	*	30:34	6-13	.462	0-2	.000	0-1	.000	0	6	6	7.5	4	1	3	0	1	12	12.9		
at Boston U.	02/10/2020	*	20:00	5-9	.556	0-0	.000	5-6	.833	0	1	7	7.2	3	1	4	2	0	15	13.0		
at Loyola Maryland	02/16/2020	*	32:00	6-16	.375	2-5	.400	0-4	.000	5	7	12	7.4	2	2	1	0	1	14	13.0		
Lehigh	02/19/2020	*	33:29	7-16	.438	0-3	.000	1-2	.500	2	7	9	7.5	1	3	0	1	1	15	13.1		
Holy Cross	02/23/2020	*	27:21	5-7	.714	1-1	1.000	5-6	.833	0	6	7	7.4	3	3	2	1	0	16	13.2		
at Bucknell	02/26/2020	*	33:29	3-7	.429	0-2	.000	3-5	.600	1	9	10	7.5	2	0	0	1	1	9	13.1		
Army West Point	02/29/2020	*	28:55	4-11	.364	0-2	.000	1-1	1.000	4	7	11	7.6	1	2	2	0	1	9	12.9		
Lehigh	03/05/2020	*	30:27	8-15	.533	1-3	.333	3-5	.600	2	5	7	7.6	0	3	1	0	0	20	13.2		
Lafayette	03/08/2020	*	21:58	5-7	.714	2-2	.667	0-0	.000	3	2	5	7.5	4	3	2	0	0	12	13.1		
Boston U.	03/11/2020	*	32:20	6-16	.375	2-5	.400	1-4	.250	6	5	11	7.6	2	2	2	0	0	13	13.1		
Totals			34	988-412	178-412	.432	31-118	.263	59-97	.608	61	198	259	6	96	71	82	18	21	446	13.1	





# #30 VIKTOR LAKHIN

FORWARD • 6-11 • 228 • FRESHMAN • HS • ANAPA, RUSSIA/CSKA-2

**Prior to Cincinnati:** Averaged 9.8 points and 7.0 rebounds while shooting 47.2 percent from the field at the 2019 FIBA Under 18 European Championship where he helped guide the Russians to a sixth-place finish ... saw four seasons of play as a member of the CSKA-2 Moscow club team ... averaged 12.0 points, 5.9 rebounds and 1.4 blocks while shooting 47.2 percent from the field in 12 games as a junior playing in the U-21 Youth Championship.

**Personal:** Born July 30, 2001 in Anapa, Russia ... son of Olga and Alexander Lakhim ... has two brothers, Alexander and Vasilii ... right-handed.

SEASON & CAREER STATISTICS		
2020-21 Season		Career
0	Pts	0
0	FG Atts	0
0	FG Made	0
0	3PT-FG Atts	0
0	3PT-FG Made	0
0	FT Atts	0
0	FT Made	0
0	Rebs	0
0	Assts	0
0	Stls	0
0	Blks	0
0	Mins	0

MISCELLANEOUS STATISTICS		
CATEGORY	2020-21	CAREER
Double-Figure Scoring Games	0	0
Double-Figure Rebounding Games	0	0
Double-Double Games	0	0
20-Point Scoring Games	0	0
Games Led UC in Scoring	0	0
Games Led UC in Rebounding	0	0
Games Led UC in Assists	0	0
Games With 3+ Assists	0	0
Games With 3+ Blocks	0	0
Games With 3+ Steals	0	0
Games With 3+ 3-Pointers	0	0

GAME-BY-GAME STATISTICS		
2020-21 (FRESHMAN SEASON)		

## CAREER STATISTICS



# #31 SAM MARTIN

GUARD • 5-10 • 170 • SENIOR • 3L • CINCINNATI, OHIO (SUMMIT COUNTRY DAY)

**2019-20 Season (Junior):** Played in two games as a walk-on reserve, averaging one minute without recording any statistics.

**2018-19 Season (Sophomore):** Played in six games as a walk-on reserve, averaging 0.8 points and 0.5 assists in 2.2 minutes ... scored a career-high five points with an assist in five minutes against UAPB (11/27) ... named to the Bearcats Academic Honor Roll and Dean's List during the 2018 fall semester and the Bearcats Academic Honor Roll during the 2019 spring semester ... tabbed to The American's All-Academic Team.

**2017-18 Season (Freshman):** Played in 10 games as a walk-on reserve, averaging 0.2 points, 0.2 assists and 0.1 rebounds in 1.9 minutes ... collected his first collegiate points with a pair of free throws in two minutes against Richmond (11/21) ... named to the Bearcats Academic Honor Roll and Dean's List during the 2017 fall semester.

**Prior to Cincinnati:** Averaged 15.4 points, 3.0 rebounds, 2.8 assists and 2.4 steals as a senior at Summit Country Day ... helped guide the Silver Knights to a 26-1 record and regional championship appearance in 2016-17 ... named an Associated Press Division III second team all-state selection as a senior ... chosen Miami Valley Conference Player of the Year and earned league first team accolades as a junior and senior ... helped lead Summit Country Day to a pair of soccer state titles as a junior and senior, combining for a 42-4-1 record ... named all-midwest region, all-state first team and all-southwest Ohio first team selection as a senior ... set records during 2016 for most goals in a state championship game, most goals in a state semifinal game and most goals and most points in the city ... played basketball for his father, Scott, at St. Xavier HS as a freshman and sophomore.

**Personal:** Born Nov. 16, 1998 in Cincinnati, Ohio ... son of Carrie and Scott Martin ... has two sisters, Rachel and Lily ... his father, Scott, played basketball at Rollins College (1988-91) ... right-handed.

## GAME-BY-GAME STATISTICS

### 2020-21 (SENIOR SEASON)

## SEASON & CAREER STATISTICS

### 2020-21 SEASON

	Pts	5 vs. Arkansas-Pine Bluff, 11/27/18
0	FG Atts	2, 2x (last vs. Ark.-Pine Bluff, 11/27/18)
0	FG Made	2 vs. Arkansas-Pine Bluff, 11/27/18
0	3PT-FG Atts	1, 2x (last vs. UCF, 2/6/18)
0	3PT-FG Made	0
0	FT Atts	2 vs. Richmond, 11/21/17
0	FT Made	2 vs. Richmond, 11/21/17
0	Rebs	1 vs. Temple, 1/24/18
0	Assts	2 vs. Memphis, 12/31/17
0	Stls	0
0	Blks	0
0	Mins	5 vs. Arkansas-Pine Bluff, 11/27/18

## GAME-BY-GAME STATISTICS (CONTINUED...)

### 2019-20 (JUNIOR SEASON)

#### #31 MARTIN, Sam

Opponent	Date	GS	MIN	FG-FGA	PCT	3FG-3FGA	PCT	FT-FTA	PCT	OFF	DEF	TOT	AVG	PF	A	T/O	BLK	STL	PTS	AVG
Drake	11/11/2019	00:35	0-0	.000	0-0	.000	0-0	.000	0-0	0	0	0	0.0	0	0	0	0	0	0	0.0
Alabama A&M	11/14/2019	00:45	0-0	.000	0-0	.000	0-0	.000	0-0	0	0	0	0.0	0	0	0	0	0	0	0.0
Totals		0	01:20	0-0	.000	0-0	.000	0-0	.000	0	0	0	0.0	0	0	0	0	0	0	0.0

#### Player Averages

Games Played	Minutes/game	Points/game	FG Pct	3FG Pct	FT Pct	Rebounds/game	Assists/game	Turnovers/game	Assist/Turnover ratio	Steals/game	Blocks/game
2	0.7	0.0	0.0	0.0	0.0	0.0	0.0	0.0	0.0	0.0	0.0

### 2018-19 (SOPHOMORE SEASON)

#### #31 MARTIN, Sam

Opponent	Date	GS	MIN	FG-FGA	PCT	3FG-3FGA	PCT	FT-FTA	PCT	OFF	DEF	TOT	AVG	PF	A	T/O	BLK	STL	PTS	AVG
vs Ole Miss	11/24/2018	00:00	0-0	.000	0-0	.000	0-0	.000	0-0	0	0	0	0.0	0	0	0	0	0	0	0.0
Ark.-Pine Bluff	11/27/2018	04:37	2-2	1.000	0-0	.000	1-1	1.000	0	0	0	0	0.0	0	1	0	0	0	5	2.5
Northern Ky.	12/04/2018	01:03	0-0	.000	0-0	.000	0-0	.000	0	0	0	0	0.0	0	0	0	0	0	0	1.7
Xavier	12/08/2018	00:47	0-0	.000	0-0	.000	0-0	.000	0	0	0	0	0.0	0	0	0	0	0	0	1.3
UCLA	12/19/2018	02:41	0-0	.000	0-0	.000	0-0	.000	0	0	0	0	0.0	2	1	0	0	0	0	1.0
Tulane	01/02/2019	01:40	0-0	.000	0-0	.000	0-0	.000	0	0	0	0	0.0	0	1	0	0	0	0	0.8
Tulsa	01/24/2019	00:46	0-0	.000	0-0	.000	0-0	.000	0	0	0	0	0.0	0	0	0	0	0	0	0.7
Totals		0	11:34	2-2	1.000	0-0	.000	1-1	1.000	0	0	0	0.0	2	3	0	0	0	5	0.7

#### Player Averages

Games Played	Minutes/game	Points/game	FG Pct	3FG Pct	FT Pct	Rebounds/game	Assists/game	Turnovers/game	Assist/Turnover ratio	Steals/game	Blocks/game
7	1.7	0.7	100.0	0.0	100.0	0.0	0.4	0.0	3.0	0.0	0.0

### 2017-18 (FRESHMAN SEASON)

#### #31 MARTIN, Sam

Opponent	Date	GS	MIN	FG-FGA	PCT	3FG-3FGA	PCT	FT-FTA	PCT	OFF	DEF	TOT	AVG	PF	A	T/O	BLK	STL	PTS	AVG
Savannah St.	11/10/2017	01:00	0-0	.000	0-0	.000	0-0	.000	0	0	0	0	0.0	0	0	0	0	0	0	0.0
Western Caro.	11/13/2017	01:00	0-0	.000	0-0	.000	0-0	.000	0	0	0	0	0.0	0	0	0	0	0	0	0.0
Coppin St.	11/16/2017	01:00	0-0	.000	0-0	.000	0-0	.000	0	0	0	0	0.0	0	0	0	0	0	0	0.0
vs Richmond	11/21/2017	02:00	0-0	.000	0-0	.000	2-2	1.000	0	0	0	0	0.0	2	0	0	0	0	2	0.5
vs Wyoming	11/22/2017	01:00	0-0	.000	0-0	.000	0-0	.000	0	0	0	0	0.0	1	0	0	0	0	0	0.4
Alabama St.	11/27/2017	01:00	0-0	.000	0-0	.000	0-0	.000	0	0	0	0	0.0	0	0	0	0	0	0	0.3
Ark.-Pine Bluff	12/19/2017	02:00	0-1	.000	0-1	.000	0-0	.000	0	0	0	0	0.0	0	1	0	0	0	0	0.3
Memphis	12/31/2017	02:00	0-0	.000	0-0	.000	0-0	.000	0	0	0	0	0.0	1	2	0	0	0	0	0.3
Temple	01/24/2018	04:00	0-2	.000	0-0	.000	0-0	.000	0	1	1	0	0.1	1	0	0	0	0	0	0.2
UCF	02/06/2018	04:00	0-1	.000	0-1	.000	0-0	.000	0	0	0	0	0.0	0	0	0	0	0	0	0.2
Totals		0	19:00	0-5	.000	0-2	.000	2-2	1.000	0	1	1	0.1	5	2	0	0	0	2	0.2

#### Player Averages

Games Played	Minutes/game	Points/game	FG Pct	3FG Pct	FT Pct	Rebounds/game	Assists/game	Turnovers/game	Assist/Turnover ratio	Steals/game	Blocks/game
10	1.9	0.2	0.0	0.0	100.0	0.1	0.2	0.2	1.0	0.0	0.0

## CAREER STATISTICS

### MARTIN, Sam

SEASON	TEAM	GP-GS	MIN/AVG	FG-FGA	FG%	3FG-FGA	3FG%	FT-FTA	FT%	OFF	DEF	TOT	AVG	PF-FO	AST	TO	BLK	STL	PTS	AVG
2017-18	UC	10-0	19/1.9	0-5	.000	0-2	.000	2-2	1.000	0	1	1	0.1	5-0	2	2	0	0	2	0.2
2018-19	UC	7-0	12/1.7	2-2	1.000	0-0	.000	1-1	1.000	0	0	0	0.0	2-0	3	0	0	0	5	0.7
2019-20	UC	2-0	1/0.7	0-0	.000	0-0	.000	0-0	.000	0	0	0	0.0	0-0	0	0	0	0	0	0.0
TOTAL		19-0	32/1.7	2-7	.286	0-2	.000	3-3	1.000	0	1	1	0.1	7-0	5	2	0	0	7	0.4



# #33 CHRIS VOGT

CENTER • 7-1 • 260 • SENIOR • 1L • MAYFIELD, KY. (GRAVES COUNTY HS/NORTHERN KENTUCKY)

## CONFERENCE AWARDS

- » AAC Preseason Second Team (2020-21)
- » AAC Weekly Honor Roll (12/2/19)

## MOMENTS

- » Recorded a career-high 21 points against Valparaiso (11/25/19) and Tulane (1/4/20).
- » Posted a double-double with 20 points and 14 rebounds vs. Green Bay (1/24/19).
- » Tallied 16 points on 7-of-10 shooting with seven rebounds against Detroit Mercy (3/6/19).

**2020-21 Season (Senior):** Scored eight of his 12 points in the final 7:50 against Lipscomb (12/2), finishing with a game-high seven rebounds and three blocks.

**2019-20 Season (Junior):** Started 29 of 30 games, averaging 11.0 points, 5.9 rebounds and 1.6 blocks while shooting 64.8 percent (136 of 210) from the field in 28.5 minutes ... ranked among AAC leaders in field goal percentage (first at .648), blocks (fifth at 1.6), offensive rebounds (seventh at 2.6), rebounds (16th at 5.9) and points (tied for 25th at 11.0) for the season ... named to the AAC Weekly Honor Roll after scoring 21 points on 9-of-11 shooting with seven rebounds against Valparaiso (11/25) ... matched his career high, scoring 21 points on 9-of-11 shooting at Tulane (1/4) ... registered three double-doubles with 12 points and 11 rebounds against Tulsa (1/8), 13 points and a season-high 13 rebounds against Illinois State (11/22) and 18 points and 10 rebounds against Alabama A&M (11/14) ... averaged 4.53 field goals, just below the 5.0 average required to be listed in national and school records ... if he averaged 5.0 field goals, Vogt's .648 field goal percentage would have ranked fourth in the nation for the 2019-20 season and first in school history for a single season ... shot 50 percent or better from the field in 24 of 30 games ... scored in double figures in 20 games ... posted at least one block in 25 of 30 games.

**Prior to Cincinnati:** Saw action in all 35 games, averaging 4.5 points, 3.7 rebounds and 1.2 blocks while shooting 57.7 percent from the floor in 12.8 minutes as a reserve during his sophomore season at Northern Kentucky in 2018-19 ... tallied a career-high 20 points and 14 rebounds against Green Bay (1/24/19) ... posted 16 points on 8-of-12 shooting at Milwaukee (2/28/19) ... tallied 16 points on 7-of-10 shooting with eight rebounds against Detroit Mercy (3/6/19) ... played in 13 games as a reserve, averaging 1.1 points and 0.7 rebounds in 3.2 minutes as a freshman in 2017-18 ... averaged 16.5 points, 9.2 rebounds and 5.1 blocks as a senior at Graves County High School, helping the Eagles to a 27-8 mark, a ninth region championship and appearance at the 2017 KHSAA Sweet Sixteen tournament ... a dominating shot blocker in high school, his 488 career blocks rank second most in state history ... his 190 blocks as a junior rank as the third most in a season in state history ... tied the state high mark for blocks in a game with 17 while registering a triple-double with 16 rebounds and 12 points against Webster County on Jan. 16, 2016 ... also rejected 16 shots against Caldwell County later that same season ... finished with 1,441 career points, fourth most in school history, while helping the Eagles to a 96-35 career record.

**Personal:** Born Feb. 8, 1999 in Mayfield, Kentucky ... son of Allyson and Jim Vogt ... has two brothers, Ryan and Eric ... right-handed.

## SEASON & CAREER STATISTICS

2020-21 Season		Career
12 vs. Lipscomb, 12/2/20	Pts	21, 2x (last at Tulane, 1/4/20)
7 vs. Lipscomb, 12/2/20	FG Atts	13 vs. Green Bay, 1/24/19#
6 vs. Lipscomb, 12/2/20	FG Made	9, 3x (last at Tulane, 1/4/20)
0	3PT-FG Atts	0
0	3PT-FG Made	0
3 vs. Lipscomb, 12/2/20	FT Atts	9, 2x (last at Temple, 1/22/20)
0	FT Made	8 at Temple, 1/22/20
7 vs. Lipscomb, 12/2/20	Rebs	14 vs. Green Bay, 1/24/19#
1 vs. Lipscomb, 12/2/20	Assts	3 vs. Green Bay, 1/24/19#
0	Stls	3 at Wichita State, 2/6/20
3 vs. Lipscomb, 12/2/20	Blks	5 vs. Houston, 2/1/20
32 vs. Lipscomb, 12/2/20	Mins	41 at UConn, 2/9/20
#- Statistics from playing career at Northern Kentucky		

## MISCELLANEOUS STATISTICS

CATEGORY	2017-18	2018-19	2019-20	2020-21	CAREER
Double-Figure Scoring Games	0	3	20	1	24
Double-Figure Rebounding Games	0	2	3	0	5
Double-Double Games	0	1	3	0	4
20-Point Scoring Games	0	1	2	0	3
Games Led Team in Scoring	0	1	5	0	6
Games Led Team in Rebounding	0	5	5	1	11
Games Led UC in Assists	0	0	0	0	0
Games With 3+ Assists	0	1	0	0	1
Games With 3+ Blocks	0	7	6	1	14
Games With 3+ Steals	0	0	1	0	1
Games With 3+ 3-Pointers	0	0	0	0	0

## CAREER STATISTICS

### VOGT, Chris

				Field Goals		3-Point		F-Throws		Rebounds										Scoring	
SEASON	TEAM	GP-GS	MIN/AVG	FG-FGA	FG%	3FG-FGA	3FG%	FT-FTA	FT%	OFF	DEF	TOT	AVG	PF-FO	AST	TO	BLK	STL	PTS	AVG	
2017-18	NKU	14-0	43/3.1	6-10	.600	0-0	.000	2-6	.333	0	9	9	0.6	8-0	4	2	4	2	14	1.0	
2018-19	NKU	35-2	449/12.8	64-111	.577	0-0	.000	30-78	.385	47	82	129	3.7	87-0	20	36	42	10	158	4.5	
2019-20	UC	30-29	857/28.6	136-210	.648	0-0	.000	58-101	.574	78	99	177	5.9	93-3	25	51	47	10	330	11.0	
2020-21	UC	1-1	32/31.6	6-7	.857	0-0	.000	0-3	.000	5	2	7	7.0	3-0	1	2	3	0	12	12.0	
TOTAL FOR UC		31-30	888/28.7	142-217	.654	0-0	.000	58-104	.558	83	101	184	5.9	96-3	26	53	50	10	342	11.0	
TOTAL		80-32	1381/17.3	212-338	.627	0-0	.000	90-188	.479	130	192	322	4.0	191-3	50	91	96	22	514	6.4	



# #33 CHRIS VOGT

CENTER • 7-1 • 260 • SENIOR • 1L • MAYFIELD, KY. (GRAVES COUNTY HS/NORTHERN KENTUCKY)

## GAME-BY-GAME STATISTICS

### 2020-21 (SENIOR SEASON - CINCINNATI)

#### #33 VOGT, Chris

Opponent	Date	GS	MIN	Total		3-Pointers		Free throws		Rebounds		PF	A	T/O	BLK	STL	PTS	AVG		
				FG-FGA	PCT	3FG-3FGA	PCT	FT-FTA	PCT	OFF	DEF								TOT	AVG
Lipscomb	12/02/2020	*	31:36	6-7	.857	0-0	.000	0-3	.000	5	2	7	7.0	3	1	2	3	0	12	12.0
Totals			1 31:36	6-7	.857	0-0	.000	0-3	.000	5	2	7	7.0	3	1	2	3	0	12	12.0

#### Player Averages

Games Played	Minutes/ game	Points/ game	FG Pct	3FG Pct	FT Pct	Rebounds/ game	Assists/ game	Turnovers/ game	Assist/Turnover ratio	Steals/ game	Blocks/ game
1	31.6	12.0	85.7	0.0	0.0	7.0	1.0	2.0	0.5	0.0	3.0

### 2018-19 (SOPHOMORE SEASON - NORTHERN KENTUCKY)

#### #33 VOGT, Chris

Opponent	Date	GS	MIN	Total FG-FGA	PCT	3-Pointers 3FG-3FGA	PCT	Free throws FT-FTA	PCT	OFF	DEF	TOT	AVG	PF	A	T/O	BLK	STL	PTS	AVG	
Wilmington (OH)	11/06/2018		15:19	2-3	.667	0-0	.000	2-4	.500	3	2	5	5.0	3	2	0	3	0	6	6.0	
at Northern Ill.	11/09/2018		13:52	2-2	1.000	0-0	.000	1-2	.500	2	2	4	4.5	4	0	1	1	1	5	5.5	
Wabash	11/11/2018		17:10	1-2	.500	0-0	.000	0-0	.000	0	2	2	3.7	3	1	2	0	0	2	4.3	
UNC Asheville	11/16/2018		13:33	2-2	1.000	0-0	.000	4-7	.571	1	0	1	3.0	2	1	1	2	1	8	5.3	
Manhattan	11/17/2018		17:22	2-4	.500	0-0	.000	3-9	.333	5	3	8	4.0	1	0	1	1	4	1	7	5.6
Coastal Carolina	11/18/2018		08:38	1-2	.500	0-0	.000	1-2	.500	2	1	3	3.8	4	0	0	0	1	0	3	5.2
at UCF	11/24/2018		08:19	1-1	1.000	0-0	.000	0-2	.000	0	2	2	3.6	5	0	0	1	0	2	4.7	
at Morehead St.	11/27/2018		17:00	2-3	.667	0-0	.000	0-0	.000	0	3	3	3.5	3	1	1	1	1	4	4.6	
UMBC	11/30/2018		09:36	0-1	.000	0-0	.000	1-2	.500	0	2	2	3.3	5	0	1	0	0	1	4.2	
at Cincinnati	12/04/2018		21:37	2-4	.500	0-0	.000	1-6	.167	1	1	2	3.2	2	1	1	0	0	5	4.3	
at Eastern Ky.	12/08/2018		14:00	3-3	1.000	0-0	.000	0-1	.000	5	7	12	4.0	2	0	1	1	0	6	4.5	
Miami (OH)	12/16/2018		10:34	1-3	.333	0-0	.000	1-2	.500	0	3	3	3.9	3	0	1	0	0	3	4.3	
Northern Ill.	12/20/2018		08:55	1-1	1.000	0-0	.000	0-3	.000	0	3	3	3.8	2	0	0	1	0	2	4.2	
IUPUI	12/28/2018		10:12	1-3	.333	0-0	.000	0-0	.000	0	2	2	3.7	2	0	2	0	0	2	4.0	
UNC	12/30/2018		08:03	1-1	1.000	0-0	.000	0-2	.000	2	1	3	3.7	2	1	0	0	0	2	3.9	
at Oakland	01/03/2019		09:00	1-2	.500	0-0	.000	0-0	.000	0	0	0	3.4	4	0	0	2	0	2	3.8	
at Detroit Mercy	01/05/2019		11:30	1-3	.333	0-0	.000	0-0	.000	0	3	3	3.4	2	1	0	0	0	2	3.6	
Wright St.	01/11/2019		07:36	0-1	.000	0-0	.000	0-0	.000	0	4	4	3.4	4	0	2	0	0	0	3.4	
at Cleveland St.	01/17/2019		06:00	1-3	.333	0-0	.000	0-0	.000	0	1	0	1.3	2	0	1	0	0	2	3.4	
at Youngstown St.	01/19/2019		10:00	2-3	.667	0-0	.000	0-1	.000	1	2	3	3.3	0	0	1	0	1	4	3.4	
Green Bay	01/24/2019		25:45	9-13	.692	0-0	.000	2-5	.400	7	7	14	3.8	1	3	3	1	3	20	4.2	
Milwaukee	01/26/2019		15:16	0-3	.000	0-0	.000	2-7	.286	2	1	3	3.8	0	1	1	3	0	2	4.1	
at IUPUI	02/01/2019		16:38	2-4	.500	0-0	.000	2-3	.667	0	2	2	3.7	3	1	1	3	0	6	4.2	
at UIC	02/03/2019		12:47	0-1	.000	0-0	.000	1-4	.250	0	2	2	3.6	2	0	1	2	0	1	4.0	
Detroit Mercy	02/07/2019		13:57	2-3	.667	0-0	.000	4-5	.800	4	5	9	3.8	2	1	0	0	0	8	4.2	
Oakland	02/09/2019		07:17	0-1	.000	0-0	.000	0-0	.000	1	2	3	3.8	2	0	0	0	0	1	4.0	
at Wright St.	02/15/2019		05:00	0-3	.000	0-0	.000	0-0	.000	0	2	2	3.7	1	0	2	0	0	0	3.9	
Youngstown St.	02/21/2019		10:47	3-3	1.000	0-0	.000	0-2	.000	1	1	2	3.7	0	0	0	2	0	6	4.0	
Cleveland St.	02/23/2019		10:34	2-3	.667	0-0	.000	0-0	.000	1	1	2	3.6	3	1	1	1	0	4	4.0	
at Milwaukee	02/28/2019	*	28:00	8-12	.667	0-0	.000	0-2	.000	2	4	3.6	2	1	1	0	1	16	4.4		
at Green Bay	03/02/2019	*	21:00	0-1	.000	0-0	.000	3-4	.750	0	5	5	3.7	4	0	2	4	1	3	4.3	
Detroit Mercy	03/06/2019		19:35	7-10	.700	0-0	.000	2-3	.667	3	5	8	3.8	2	2	1	1	1	16	4.7	
vs Oakland	03/11/2019		15:00	4-6	.667	0-0	.000	0-0	.000	0	3	4	7.9	3	4	1	4	3	0	8	4.8
vs Wright St.	03/12/2019		05:00	0-0	.000	0-0	.000	0-0	.000	0	0	0	3.8	4	1	1	0	0	0	4.6	
vs Texas Tech	03/22/2019		04:36	0-1	.000	0-0	.000	0-0	.000	0	0	0	3.7	2	0	2	1	0	0	4.5	
Totals			2 449:29	64-111	.577	0-0	.000	30-78	.385	47	82	129	3.7	87	20	36	42	10	158	4.5	

#### Player Averages

Games Played	Minutes/ game	Points/ game	FG Pct	3FG Pct	FT Pct	Rebounds/ game	Assists/ game	Turnovers/ game	Assist/Turnover ratio	Steals/ game	Blocks/ game
35	12.8	4.5	57.7	0.0	38.5	3.7	0.6	1.0	0.6	0.3	1.2

### 2019-20 (JUNIOR SEASON - CINCINNATI)

#### #33 VOGT, Chris

Opponent	Date	GS	MIN	Total		3-Pointers		Free throws		Rebounds			PF	A	T/O	BLK	STL	PTS	AVG	
				FG-FA	PCT	3FG-3FGA	PCT	FT-FTA	PCT	OFF	DEF	TOT								AVG
at Ohio St.	11/06/2019	*	13:28	2-5	.400	0-0	.000	0-2	.000	1	3	4	4.0	5	0	1	1	0	4	4.0
Drake	11/11/2019	*	19:18	6-8	.750	0-0	.000	0-0	.000	1	2	3	3.5	3	1	3	2	0	12	8.0
Alabama A&M	11/14/2019	*	24:39	7-9	.778	0-0	.000	4-6	.667	5	5	10	5.7	2	2	1	0	0	18	11.3
vs Illinois St.	11/22/2019	*	33:00	4-4	1.000	0-0	.000	5-6	.833	7	6	13	7.5	0	1	0	1	0	13	11.8
vs Bowling Green	11/24/2019	*	33:00	3-5	.600	0-0	.000	4-8	.500	0	7	7	7.4	4	1	1	1	1	10	11.4
vs Valparaiso	11/25/2019	*	33:00	9-11	.818	0-0	.000	3-5	.600	1	6	7	7.3	3	1	4	1	0	21	13.0
UNLV	11/30/2019	*	38:16	6-10	.600	0-0	.000	2-2	1.000	1	4	5	7.0	2	0	1	3	0	14	13.1
Vermont	12/03/2019	*	35:22	5-10	.500	0-0	.000	1-2	.500	3	3	6	6.9	2	2	1	3	0	11	12.9
at Xavier	12/07/2019	*	28:22	5-8	.625	0-0	.000	0-1	.000	4	4	8	7.0	4	0	0	2	0	10	12.6
Colgate	12/14/2019	*	25:46	7-8	.875	0-0	.000	2-4	.500	5	2	7	7.0	2	0	3	0	0	16	12.9
Tennessee	12/18/2019	*	20:47	5-8	.625	0-0	.000	1-1	1.000	1	3	4	6.7	4	2	1	1	0	11	12.7
vs Iowa	12/21/2019	*	28:13	3-6	.500	0-0	.000	5-6	.833	4	4	8	6.8	3	1	0	1	1	11	12.6
UConn	01/01/2020	*	28:01	8-10	.800	0-0	.000	3-5	.600	1	4	5	6.7	4	0	3	2	0	19	13.1
at Tulane	01/04/2020	*	30:16	9-11	.818	0-0	.000	3-4	.750	1	3	4	6.5	4	0	1	2	1	21	13.6
Tulsa	01/08/2020	*	28:32	6-6	1.000	0-0	.000	0-0	.000	6	5	11	6.8	2	1	4	2	0	12	13.5
at UCF	01/11/2020	*	25:16	6-10	.600	0-0	.000	1-2	.500	2	1	3	6.6	4	0	4	1	0	13	13.5
at Memphis	01/16/2020	*	34:09	4-9	.444	0-0	.000	1-2	.500	5	2	7	6.6	1	1	2	1	0	9	13.2
East Carolina	01/19/2020	*	23:46	3-7	.429	0-0	.000	1-4	.250	3	1	4	6.4	4	2	2	0	2	7	12.9
at Temple	01/22/2020	*	33:24	5-5	1.000	0-0	.000	8-9	.889	1	4	5	6.4	4	1	2	1	0	18	13.2
SMU	01/28/2020	*	30:16	4-10	.400	0-0	.000	1-1	1.000	4	4	8	6.5	1	0	2	1	0	9	13.0
Houston	02/01/2020	*	25:41	4-4	1.000	0-0	.000	2-2	1.000	1	1	2	6.2	5	0	3	5	0	10	12.8
at Wichita St.	02/06/2020	*	25:46	5-7	.714	0-0	.000	2-3	.667	3	2	5	6.2	3	0	3	3	12	12.8	
at UConn	02/09/2020	*	40:35	5-8	.625	0-0	.000	0-2	.000	2	2	4	6.1	4	1	0	3	1	10	12.7
Memphis	02/13/2020	*	28:17	1-2	.500	0-0	.000	3-8	.375	3	3	6	6.1	4	1	0	1	0	5	12.3
at East Carolina	02/16/2020	*	36:26	6-10	.600	0-0	.000	1-5	.200	2	5	7	6.1	4	2	1	1	0	13	12.4
UCF	02/19/2020	*	29:39	2-3	.667	0-0	.000	3-5	.600	4	2	6	6.1	5	1	2	4	0	7	12.2
Wichita St.	02/23/2020	*	34:54	1-7	.143	0-0	.000	0-0	.000	0	4	4	6.0	3	2	0	2	0	2	11.8
at Houston	03/01/2020	*	30:50	1-3	.333	0-0	.000	0-2	.000	3	4	7	6.1	2	0	2	0	1	2	11.4
at South Fla.	03/03/2020	*	23:20	3-4	.750	0-0	.000	0-0	.000	1	2	3	6.0	3	2	3	0	0	6	11.2
Temple	03/07/2020	*	14:37	1-2	.500	0-0	.000	2-4	.500	1	1	4	5.9	2	0	1	2	0	4	11.0
Totals			29	856.54	136-210	.648	0-0	.000	58-101	.574	78	99	177	5.9	93	25	51	47	130	11.4



# #43 ROB BANKS

FORWARD • 6-5 • 210 • SOPHOMORE • 1L • BRACKNELL, ENGLAND (GOULD ACADEMY)

**2019-20 Season (Freshman):** Played in three games as a walk-on reserve, averaging one minute without recording any statistics.

**Prior to Cincinnati:** Averaged 13.5 points, 6.0 rebounds during the 2018-19 season at Gould Academy, a prep school in Bethel, Maine ... played three seasons of club basketball for the Thames Valley Cavaliers in London, England, averaging 19.5 points, 3.9 rebound and 2.9 assists in the final season (2017-18) ... Played Great Britain U16 and U17 and was selected to play on the U18 squad but was held out due to injury.

**Personal:** Born Jan. 5, 2000 in Sydney, Australia ... son of Moirah Van Niekerk and Robert Banks ... has two sisters, Aaliyah and Chloe, and two brothers, Ruben and Ryan ... has two uncles that previous played Rugby for the Zimbabwe national team in the 1990s ... right-handed.

## SEASON & CAREER STATISTICS

2019-20 SEASON	CAREER
0	Pts 0
0	FG Atts 0
0	FG Made 0
0	3PT-FG Atts 0
0	3PT-FG Made 0
0	FT Atts 0
0	FT Made 0
0	Rebs 0
0	Assts 0
0	Stls 0
0	Blks 0
1, 3x (last vs. SMU, 1/28/20)	Mins 1, 3x (last vs. SMU, 1/28/20)

## MISCELLANEOUS STATISTICS

CATEGORY	2019-20	2020-21	CAREER
Double-Figure Scoring Games	0	0	0
Double-Figure Rebounding Games	0	0	0
Double-Double Games	0	0	0
20-Point Scoring Games	0	0	0
Games Led Team in Scoring	0	0	0
Games Led Team in Rebounding	0	0	0
Games Led Team in Assists	0	0	0
Games With 3+ Assists	0	0	0
Games With 3+ Blocks	0	0	0
Games With 3+ Steals	0	0	0
Games With 3+ Three-Pointers	0	0	0

## GAME-BY-GAME STATISTICS

### 2020-21 (SOPHOMORE SEASON)

### 2019-20 (FRESHMAN SEASON)

#### #45 BANKS, Rob

Opponent	Date	GS	MIN	FG-FGA	PCT	3FG-3FGA	PCT	FT-FTA	PCT	OFF	DEF	TOT	AVG	PF	A	T/O	BLK	STL	PTS	AVG
Drake	11/11/2019		00:35	0-0	.000	0-0	.000	0-0	.000	0	0	0	0.0	0	0	0	0	0	0	0.0
Alabama A&M	11/14/2019		00:45	0-0	.000	0-0	.000	0-0	.000	0	0	0	0.0	0	0	0	0	0	0	0.0
SMU	01/28/2020		01:27	0-0	.000	0-0	.000	0-0	.000	0	0	0	0.0	1	0	0	0	0	0	0.0
Totals			0 02:47	0-0	.000	0-0	.000	0-0	.000	0	0	0	0.0	1	0	0	0	0	0	0.0

#### Player Averages

Games Played	Minutes/game	Points/game	FG Pct	3FG Pct	FT Pct	Rebounds/game	Assists/game	Turnovers/game	Assist/Turnover ratio	Steals/game	Blocks/game
3	0.9	0.0	0.0	0.0	0.0	0.0	0.0	0.0	0.0	0.0	0.0

## CAREER STATISTICS

### BANKS, Rob

				Field Goals		3-Point		F-Throws		Rebounds										Scoring	
SEASON	TEAM	GP-GS	MIN/AVG	FG-FGA	FG%	3FG-FGA	3FG%	FT-FTA	FT%	OFF	DEF	TOT	AVG	PF-FO	AST	TO	BLK	STL	PTS	AVG	
2019-20	UC	3-0	3/0.9	0-0	.000	0-0	.000	0-0	.000	0	0	0	0.0	1-0	0	0	0	0	0	0.0	
TOTAL		3-0	3/0.9	0-0	.000	0-0	.000	0-0	.000	0	0	0	0.0	1-0	0	0	0	0	0	0.0	





# #44 ADAM COOK

FORWARD • 6-6 • 180 • SENIOR • 1L • MARYSVILLE, OHIO (MARYSVILLE HS)

**2019-20 (Junior):** Did not see action.

**Prior to Cincinnati:** Earned varsity letters in basketball and track as a junior and senior at Marysville High School ... helped the Monarchs boys basketball team to a 15-7 mark as a senior during the 2015-16 season ... advanced to Ohio regionals in track as a member 4x800m relay team ... owns the triple jump record at Marysville High School.

**Personal:** Born May 22, 1997 in Bellefaine, Ohio ... son of Carrie and Ty Cook ... has one sister, Haley, and one brother, Ryan .... mother played basketball at the University of Findlay ... father ran track at the University of Findlay ... uncle, Eric Hanna, played basketball at Ohio State ... right-handed.

## SEASON & CAREER STATISTICS

### 2020-21 Season

### Career

0	Pts	0
0	FG Atts	0
0	FG Made	0
0	3PT-FG Atts	0
0	3PT-FG Made	0
0	FT Atts	0
0	FT Made	0
0	Rebs	0
0	Assts	0
0	Stls	0
0	Blks	0
0	Mins	0

## MISCELLANEOUS STATISTICS

CATEGORY	2019-20	2020-21	CAREER
Double-Figure Scoring Games	0	0	0
Double-Figure Rebounding Games	0	0	0
Double-Double Games	0	0	0
20-Point Scoring Games	0	0	0
Games Led UC in Scoring	0	0	0
Games Led UC in Rebounding	0	0	0
Games Led UC in Assists	0	0	0
Games With 3+ Assists	0	0	0
Games With 3+ Blocks	0	0	0
Games With 3+ Steals	0	0	0
Games With 3+ 3-Pointers	0	0	0

## GAME-BY-GAME STATISTICS

### 2020-21 (SENIOR SEASON)

## CAREER STATISTICS



# #45 MASON MADSEN

GUARD • 6-4 • 190 • FRESHMAN • HS • ROCHESTER, MINN./MAYO SENIOR HS

**Prior to Cincinnati:** Averaged 19.7 points, 5.5 rebounds and 5.0 assists while making 80 3-pointers and shooting 41.0 percent from beyond the arc and 92.3 percent from the free-throw line as a senior in 2019-20 ... averaged 22.3 points, 5.7 rebounds and 4.9 assists while making 100 3-pointers as a junior ... scored 2,031 career points ... tabbed a three-star prospects according to 247Sports.com.

**Personal:** Born May, 1, 2001 in Eau Claire, Wisconsin ... son of Jennifer and Luke Madsen ... Coached all four seasons of high school basketball by his father, including one year at Bloomer HS and three years at Mayo Senior HS ... signed to play for the Bearcats along with his twin brother, Gabe ... has one sister, Hattie ... right-handed.

## SEASON & CAREER STATISTICS

2020-21 Season		Career
0	Pts	0
0	FG Atts	0
0	FG Made	0
0	3PT-FG Atts	0
0	3PT-FG Made	0
0	FT Atts	0
0	FT Made	0
0	Rebs	0
0	Assts	0
0	Stls	0
0	Blks	0
0	Mins	0

## MISCELLANEOUS STATISTICS

CATEGORY	2020-21	CAREER
Double-Figure Scoring Games	0	0
Double-Figure Rebounding Games	0	0
Double-Double Games	0	0
20-Point Scoring Games	0	0
Games Led UC in Scoring	0	0
Games Led UC in Rebounding	0	0
Games Led UC in Assists	0	0
Games With 3+ Assists	0	0
Games With 3+ Blocks	0	0
Games With 3+ Steals	0	0
Games With 3+ 3-Pointers	0	0

## GAME-BY-GAME STATISTICS

### 2020-21 (FRESHMAN SEASON)

## CAREER STATISTICS



# #55 GABE MADSEN

GUARD • 6-5 • 195 • FRESHMAN • HS • ROCHESTER, MINN./MAYO SENIOR HS

**Prior to Cincinnati:** Averaged 26.1 points, 8.4 rebounds and 5.0 assists while shooting 41.7 percent from 3-point range and 89.8 percent from the free-throw line as a senior in 2019-20 ... made 108 3-pointers ... helped lead Mayo to a 22-6 mark and the school's first appearance in the Section One, Class 4A championship game since 2008 when the 2019-20 season was halted due to the COVID-19 pandemic ... averaged 23.9 points, 10.2 rebounds and 5.0 assists while making 82 3-pointers as a junior ... named a two-time Post Bulletin All-Area Team selection ... scored 2,349 career points ... tabbed a three-star prospects according to 247Sports.com.

**Personal:** Born May, 1, 2001 in Eau Claire, Wisconsin ... son of Jennifer and Luke Madsen ... Coached all four seasons of high school basketball by his father, including one year at Bloomer HS and three years at Mayo Senior HS ... signed to play for the Bearcats along with his twin brother, Mason ... has one sister, Hattie ... plays the guitar as a hobby ... right-handed.

## SEASON & CAREER STATISTICS

2020-21 Season				Career	
0		Pts		0	
2 vs. Lipscomb, 12/2/20		FG Atts	2 vs. Lipscomb, 12/2/20		
0		FG Made		0	
2 vs. Lipscomb, 12/2/20		3PT-FG Atts	2 vs. Lipscomb, 12/2/20		
0		3PT-FG Made		0	
0		FT Atts		0	
0		FT Made		0	
1 vs. Lipscomb, 12/2/20		Rebs	1 vs. Lipscomb, 12/2/20		
0		Assts		0	
1 vs. Lipscomb, 12/2/20		Stls	1 vs. Lipscomb, 12/2/20		
0		Blks		0	
5 vs. Lipscomb, 12/2/20		Mins	1 vs. Lipscomb, 12/2/20		

## MISCELLANEOUS STATISTICS

CATEGORY	2020-21	CAREER
Double-Figure Scoring Games	0	0
Double-Figure Rebounding Games	0	0
Double-Double Games	0	0
20-Point Scoring Games	0	0
Games Led UC in Scoring	0	0
Games Led UC in Rebounding	0	0
Games Led UC in Assists	0	0
Games With 3+ Assists	0	0
Games With 3+ Blocks	0	0
Games With 3+ Steals	0	0
Games With 3+ 3-Pointers	0	0

## GAME-BY-GAME STATISTICS

### 2020-21 (FRESHMAN SEASON)

#### #55 MADSEN, Gabe

Opponent	Date	GS	MIN	Total		3-Pointers		Free throws		Rebounds		PF	A	T/O	BLK	STL	PTS	AVG
				FG-FGA	PCT	3FG-3FGA	PCT	FT-FTA	PCT	OFF	DEF							
Lipscomb	12/02/2020		05:19	0-2	.000	0-2	.000	0-0	.000	0	1	1	1.0	1	0	0	1	0.0
<b>Totals</b>			<b>0 05:19</b>	<b>0-2</b>	<b>.000</b>	<b>0-2</b>	<b>.000</b>	<b>0-0</b>	<b>.000</b>	<b>0</b>	<b>1</b>	<b>1</b>	<b>1.0</b>	<b>1</b>	<b>0</b>	<b>0</b>	<b>1</b>	<b>0.0</b>

#### Player Averages

Games Played	Minutes/ game	Points/ game	FG Pct	3FG Pct	FT Pct	Rebounds/ game	Assists/ game	Turnovers/ game	Assist/Turnover ratio	Steals/ game	Blocks/ game
1	5.3	0.0	0.0	0.0	0.0	1.0	0.0	0.0	0.0	1.0	0.0

## CAREER STATISTICS


### MADSEN, Gabe

				Field Goals		3-Point		F-Throws		Rebounds									Scoring	
SEASON	TEAM	GP-GS	MIN/AVG	FG-FGA	FG%	3FG-FGA	3FG%	FT-FTA	FT%	OFF	DEF	TOT	AVG	PF-FO	AST	TO	BLK	STL	PTS	AVG
2020-21	UC	1-0	5/5.3	0-2	.000	0-2	.000	0-0	.000	0	1	1	1.0	1-0	0	0	0	1	0	0.0
TOTAL		1-0	5/5.3	0-2	.000	0-2	.000	0-0	.000	0	1	1	1.0	1-0	0	0	0	1	0	0.0

# 2020-21 BOX SCORES

## GAME 1 • DEC. 2, 2020 LIPSCOMB (55) AT CINCINNATI (67) FIFTH THIRD ARENA (CINCINNATI, OHIO)

## SKYLINE CHILI CROSSTOWN SHOOTOUT • GAME 2 • DEC. 6, 2020 XAVIER AT CINCINNATI FIFTH THIRD ARENA (CINCINNATI, OHIO)



Official Basketball Box Score - Final

Lipscomb at Cincinnati

12/02/20 Fifth Third Arena, Cincinnati, Ohio

Lipscomb at Cincinnati

Game Time: 5:00 PM

Game Duration: 1:55

Attendance: 300

Officials: Joe Lindsay, Vladimir Voyard-Tadai, Wesley Ford

Lipscomb - 55

Record: 1-2

NO.	Name	Min	FG	3P	FT	Rebounds	Fouls	TP	AS	TO	ST	Blocks	BS	+/-						
			M-A	M-A	M-A	OR	DR	TOT	PF	FD										
23	Ahsan Asadullah	C 33:58	4-11	0-0	0-4	1	5	6	2	2	8	3	8	1	0	2	-1			
1	Greg Jones	G 37:16	3-7	2-4	4-5	0	4	4	2	4	12	2	2	0	0	1	-14			
3	Romeo Ferguson	G 35:03	4-8	0-0	4-4	1	4	5	4	3	12	5	2	2	0	1	-12			
10	Jake Wolfe	G 31:23	3-8	1-3	0-0	0	6	6	2	3	7	0	1	0	0	1	-8			
25	Miles Miller	G 34:02	1-2	0-1	4-4	0	2	2	1	2	6	3	3	3	0	0	-15			
13	Parker Hazen	17:40	3-4	0-0	2-2	0	1	1	5	1	8	1	2	1	0	0	-5			
11	Alex Jones	05:58	0-0	0-0	0-0	0	1	1	0	0	0	0	0	0	0	0	3			
12	Carson Cary	02:44	0-0	0-0	2-2	0	1	1	0	1	2	0	0	0	0	0	2			
5	Kaleb Coleman	01:48	0-1	0-1	0-0	0	0	0	1	0	0	0	0	0	0	0	-6			
4	Tanner Shulman	00:04	0-0	0-0	0-0	0	0	0	0	0	0	0	0	0	0	0	-2			
22	Jacob Hobbs	00:04	0-0	0-0	0-0	0	0	0	0	0	0	0	0	0	0	0	-2			
Team						0	2	2			0		1							
Totals						18-41	3-9	16-21	2	26	28	17	16	55	14	19	7	0	5	-12
Technical Fouls: NONE																				

Shooting By Period

1st FG%	3-7	41.2%
3PT%	1-5	60.0%
FT%	12-15	80%
2nd FG%	11-24	45.8%
3PT%	4-4	0.0%
FT%	4-6	66.7%
GM FG%	18-41	43.9%
3PT%	3-9	33.3%
FT%	16-21	76.2%

Dead Ball Rebounds: 3, 0

Cincinnati - 67															Record: 1-0														
NO.	Name	Min	FG		3P	FT	Rebounds		Fouls	PF	FD	TP	AS	TO	ST	Blocks		+/-	Shooting By Period										
			M-A	M-A	M-A	OR	DR	TOT	BS							BA													
25	Rapolas Ivanauskas	F 25:35	5-9	0-1	1-1	2	4	6	1	4	11	0	0	0	0	0	0	1	1st FG%	13-31	41.9%								
33	Chris Vogt	C 31:36	6-7	0-0	0-3	5	2	7	3	4	12	1	2	0	3	0	9	3PT%	0-10	0.0%									
00	David DeJulius	G 34:24	3-7	2-5	0-0	0	6	6	1	1	8	4	0	0	0	0	9	FT%	3-5	60%									
2	Keith Williams	G 22:09	2-10	0-3	3-6	0	0	0	3	3	7	2	2	2	0	0	16	2nd FG%	15-31	48.4%									
23	Mika Adams-Woods	G 33:15	6-14	1-5	3-3	1	2	3	1	3	16	2	1	0	0	0	16	3PT%	4-12	33.3%									
55	Gabe Madsen	05:19	0-2	0-2	0-0	0	1	1	1	0	0	0	0	1	0	0	4	FT%	4-8	50%									
1	Zach Harvey	15:04	3-6	1-3	0-0	1	1	2	0	2	7	1	0	0	0	0	-12	GM FG%	28-62	45.2%									
13	Tari Eason	07:57	1-3	0-1	0-0	2	1	3	2	0	2	1	4	0	2	0	-6	3PT%	4-22	18.2%									
20	Mamoudou Diarra	07:12	0-1	0-1	0-0	0	2	2	4	0	0	0	0	0	0	0	0	FT%	7-13	53.8%									
24	Jeremiah Davenport	14:05	2-3	0-1	0-0	0	2	2	0	0	4	4	2	2	0	0	20	Dead Ball Rebounds: 2 0											
3	Mike Saunders Jr.	03:24	0-0	0-0	0-0	0	0	0	0	0	0	0	1	0	0	0	3												
Team			1 2 3																										
Totals			28-62 4-22 7-13 12 23 35 16 17 67 15 12 5 5 0 12																										

	LIP	CIN	Points from Turnovers	LIP	CIN	Period by Period Scoring			
Biggest lead	9 (1 <sup>st</sup> 10:23)	12 (2 <sup>nd</sup> 0:18)	4	19		1st	2nd	TOT	
Best Scoring Run	9 (1 <sup>st</sup> 10:23)	11 (2 <sup>nd</sup> 3:26)	Paint	28	40	LIP	29	26	55
Lead Changes	4		Second Chance	6	11	CIN	29	38	67
Times Tied	6		Fast Breaks	10	13				
Time with Lead	29:30	07:05	Bench	10	13				

## GAME 3 • DEC. 9, 2020 FURMAN AT CINCINNATI FIFTH THIRD ARENA (CINCINNATI, OHIO)

## GAME 4 • DEC. 12, 2020 CINCINNATI AT TENNESSEE THOMPSON BOLING ARENA (KNOXVILLE, TENN.)



# 2020-21 Cincinnati Men's Basketball Combined Team Statistics All games

Page 1/1  
as of Dec 04, 2020

## Game Records

Record	Overall	Home	Away	Neutral
ALL GAMES	1-0	1-0	0-0	0-0
CONFERENCE	0-0	0-0	0-0	0-0
NON-CONFERENCE	1-0	1-0	0-0	0-0

## Score by Periods

Team	1st	2nd	OT	TOT
Cincinnati	29	38	0	67
Opponents	29	26	0	55

## Team Box Score

No.	Player				Total		3-Point		F-Throw		Rebounds														
		GP-GS	MIN	AVG	FG-FGA	FG%	3FG-FGA	3FG%	FT-FTA	FT%	OFF	DEF	TOT	AVG	PF	DQ	A	TO	BLK	STL	PTS	AVG			
23	ADAMS-WOODS, Mika	1-1	33:15	33.3	6-14	.429	1-5	.200	3-3	1.000	1	2	3	3.0	1	0	2	1	0	0	16	16.0			
33	VOGT, Chris	1-1	31:36	31.6	6-7	.857	0-0	.000	0-3	.000	5	2	7	7.0	3	0	1	2	3	0	12	12.0			
25	IVANAUSKAS, Rapolas	1-1	25:35	25.6	5-9	.556	0-1	.000	1-1	1.000	2	4	6	6.0	1	0	0	0	0	0	11	11.0			
00	DEJULIUS, David	1-1	34:24	34.4	3-7	.429	2-5	.400	0-0	.000	0	6	6	6.0	1	0	4	0	0	0	8	8.0			
2	WILLIAMS, Keith	1-1	22:09	22.2	2-10	.200	0-3	.000	3-6	.500	0	0	0	0.0	3	0	2	2	0	2	7	7.0			
1	HARVEY, Zach	1-0	15:04	15.1	3-6	.500	1-3	.333	0-0	.000	1	1	2	2.0	0	0	1	0	0	0	7	7.0			
24	DAVENPORT, Jeremiah	1-0	14:05	14.1	2-3	.667	0-1	.000	0-0	.000	0	2	2	2.0	0	0	4	2	0	2	4	4.0			
13	EASON, Tari	1-0	07:57	8.0	1-3	.333	0-1	.000	0-0	.000	2	1	3	3.0	2	0	1	4	2	0	2	2.0			
55	MADSEN, Gabe	1-0	05:19	5.3	0-2	.000	0-2	.000	0-0	.000	0	1	1	1.0	1	0	0	0	0	1	0	0.0			
20	DIARRA, Mamoudou	1-0	07:12	7.2	0-1	.000	0-1	.000	0-0	.000	0	2	2	2.0	4	0	0	0	0	0	0	0.0			
3	SAUNDERS JR., Mike	1-0	03:24	3.4	0-0	.000	0-0	.000	0-0	.000	0	0	0	0.0	0	0	0	1	0	0	0	0.0			
Team											1	2	3												
Total		1	200		28-62	.452	4-22	.182	7-13	.538	12	23	35	35.0	16	0	15	12	5	5	67	67.0			
Opponents		1	200		18-41	.439	3-9	.333	16-21	.762	2	26	28	28.0	17	1	14	19	0	7	55	55.0			

## Team Statistics

	UC	OPP
<b>Scoring</b>	<b>67</b>	<b>55</b>
Points per game	67.0	55.0
Scoring margin	+12.0	-
<b>Field goals-att</b>	<b>28-62</b>	<b>18-41</b>
Field goal pct	.452	.439
<b>3 point fg-att</b>	<b>4-22</b>	<b>3-9</b>
3-point FG pct	.182	.333
3-pt FG made per game	4.0	3.0
<b>Free throws-att</b>	<b>7-13</b>	<b>16-21</b>
Free throw pct	.538	.762
F-Throws made per game	7.0	16.0
<b>Rebounds</b>	<b>35</b>	<b>28</b>
Rebounds per game	35.0	28.0
Rebounding margin	+7.0	-
<b>Assists</b>	<b>15</b>	<b>14</b>
Assists per game	15.0	14.0
<b>Turnovers</b>	<b>12</b>	<b>19</b>
Turnovers per game	12.0	19.0
Turnover margin	+7.0	-
Assist/turnover ratio	1.3	0.7
<b>Steals</b>	<b>5</b>	<b>7</b>
Steals per game	5.0	7.0
<b>Blocks</b>	<b>5</b>	<b>0</b>
Blocks per game	5.0	0.0
<b>Winning streak</b>	<b>1</b>	<b>-</b>
Home win streak	1	-
<b>Attendance</b>	<b>300</b>	<b>0</b>
Home games-Avg/Game	1-300	0-0
Neutral site-Avg/Game	-	0-0

## Team Results

Date	Opponent		Score	Att.
12/02/2020	Lipscomb	W	67-55	300





2020-21 Cincinnati Men's Basketball  
Team Game-by-Game  
All games

Page 1/1  
as of Dec 04, 2020

				Total		3-Pointers		Free throws		Rebounds											
Opponent	Date	Score		FG-FGA	PCT	3FG-FGA	PCT	FT-FTA	PCT	OFF	DEF	TOT	AVG	PF	A	TO	BLK	STL	PTS	AVG	
Lipscomb	12/02/2020	67-55	W	28-62	.452	4-22	.182	7-13	.538	12	23	35	35.0	16	15	12	5	5	67	67.0	
Total		67		28-62	.452	4-22	.182	7-13	.538	12	23	35	35.0	16	15	12	5	5	67	67.0	
Opponents		55		18-41	.439	3-9	.333	16-21	.762	2	26	28	28.0	17	14	19	0	7	55	55.0	

Cincinnati Averages

Games Played	Points/game	FG Pct	3FG Pct	FT Pct	Rebounds/game	Assists/game	Turnovers/game	Assist/Turnover ratio	Steals/game	Blocks/game
1	67.0	45.2	18.2	53.8	35.0	15.0	12.0	1.3	5.0	5.0



2020-21 Cincinnati Men's Basketball  
Opponents Game-by-Game  
All games

Page 1/1  
as of Dec 04, 2020

				Total		3-Pointers		Free throws		Rebounds											
Opponent	Date	Score		FG-FGA	PCT	3FG-FGA	PCT	FT-FTA	PCT	OFF	DEF	TOT	AVG	PF	A	TO	BLK	STL	PTS	AVG	
Lipscomb	12/02/2020	67-55	W	18-41	.439	3-9	.333	16-21	.762	2	26	28	28.0	17	14	19	0	7	55	55.0	
Total		55		18-41	.439	3-9	.333	16-21	.762	2	26	28	28.0	17	14	19	0	7	55	55.0	
Cincinnati		67		28-62	.452	4-22	.182	7-13	.538	12	23	35	35.0	16	15	12	5	5	67	67.0	

Opponents Averages

Games Played	Points/game	FG Pct	3FG Pct	FT Pct	Rebounds/game	Assists/game	Turnovers/game	Assist/Turnover ratio	Steals/game	Blocks/game
1	55.0	43.9	33.3	76.2	28.0	14.0	19.0	0.7	7.0	0.0



2020-21 Cincinnati Men's Basketball  
Season Schedule/Results & Leaders  
All games

Page 1/1  
as of Dec 04, 2020

### Game Records

Record	Overall	Home	Away	Neutral
ALL GAMES	1-0	1-0	0-0	0-0
CONFERENCE	0-0	0-0	0-0	0-0
NON-CONFERENCE	1-0	1-0	0-0	0-0

### Team Results

Date	Opponent		Score	Att.	High Points	High Rebounds
12/02/2020	Lipscomb	W	67-55	300	(16) ADAMS-WOODS, Mika	(7) VOGT, Chris

### Attendance Summary

	Games	Attend	Avg/Game
Home	1	300	300
Away	0	0	0
Neutral	0	0	0
<b>Total</b>	<b>1</b>	<b>300</b>	<b>300</b>



2020-21 Cincinnati Men's Basketball  
Points-rebounds-assists  
All games

Page 1/1  
as of Dec 04, 2020

Opponent	Date	Score		00 DEJULIUS,D	1 HARVEY,ZAC	2 WILLIAMS,K	3 SAUNDERS J	13 EASON,TARI	20 DIARRA,MAM	23 ADAMS-WOOD	24 DAVENPORT,	25 IVANAUSKAS	33 VOGT,CHRIS	55 MADSEN,GAB
Lips	12/02/2020	67-55	W	8-6-4	7-2-1	7-0-2	0-0-0	2-3-1	0-2-0	16-3-2	4-2-4	11-6-0	12-7-1	0-1-0