



CINCINNATI

2021-22 MEN'S BASKETBALL GAME NOTES



2 NATIONAL TITLES | 6 FINAL FOURS | 8 ELITE EIGHTS | 10 SWEET SIXTEENS | 33 NCAA TOURNAMENTS | 41 CONFERENCE TITLES

2021-22 SCHEDULE / RESULTS

DATE	OPPONENT [TV]	TIME [ET]/RES
Nov. 9	Evansville [ESPN+]	W, 65-43
Nov. 13	Georgia [ESPN+]	W, 73-68
Nov. 16	Alabama A&M [ESPN+]	W, 89-66
Nov. 18	Presbyterian [ESPN+]	W, 79-45
Nov. 22	vs. [14] Illinois* [ESPNEWS]	W, 71-51
Nov. 23	vs. [12] Arkansas* [ESPN2]	L, 67-73
Nov. 27	Monmouth [ESPN+]	L, 59-61
Dec. 1	at Miami [OH] [ESPN+]	W, 59-58
Dec. 5	Bryant [ESPN+]	W, 73-58
Dec. 11	at Xavier [FS1]	L, 63-83
Dec. 14	Florida A&M [ESPN+]	W, 77-50
Dec. 18	Ashland [ESPN+]	W, 71-57
Dec. 21	Tennessee Tech [ESPN+]	W, 76-67
Dec. 28	at No. 13 Houston* [ESPN2]	PPD to 3/1
Jan. 1	Tulane* [ESPN+]	L, 60-68
Jan. 6	SMU* [ESPN]	W, 77-60
Jan. 9	at Memphis* [ABC]	L, 80-87
Jan. 12	East Carolina* [ESPN+]	W, 79-71
Jan. 16	at Wichita State* [ESPN]	W, 61-57
Jan. 20	Tulsa* [ESPNU]	W, 90-69
Jan. 25	at Temple* [ESPNU]	L, 58-61
Jan. 30	at East Carolina* [ESPNU]	12 p.m.
Feb. 3	Memphis* [ESPN2]	7 p.m.
Feb. 6	Houston* [ESPN2]	6 p.m.
Feb. 9	at South Florida* [ESPN+]	7 p.m.
Feb. 12	at Tulsa* [ESPN+]	7 p.m.
Feb. 17	Wichita State* [ESPN/2]	TBA
Feb. 20	Temple* [ESPN2/U]	2 p.m.
Feb. 23	at UCF* [ESPNU]	9 p.m.
Feb. 26	South Florida* [ESPN+]	TBA
March 1	at Houston* [TBA]	TBA
March 3	at SMU* [ESPN2/U]	TBA
March 10-13	AAC Tourney (Fort Worth, Texas)	TBA

All times ET. Home games in **BOLD**, played at Fifth Third Arena. *American Athletic Conference game
^Hall of Fame Classic (Kansas City)

ON THE AIR

TV: ESPNU

- Play-by-Play John Schriffen
- Analyst Mark Adams
- **Online:** WatchESPN.com
- **Mobile App:** WatchESPN

RADIO: BEARCATS SPORTS NETWORK

- Play-by-Play Mo Egger
- Analyst Terry Nelson
- **Local:** 700 WLW AM
- **App:** The Varsity Network: "Search Cincinnati"

ATHLETICS COMMUNICATIONS

Primary Contact David Cohen

Phone (C): 817-739-6585

Email: David.Cohen@uc.edu

Twitter: @DavidECohen_

Web: GoBEARCATS.com

GAME AT A GLANCE

CINCINNATI

14-6 • 4-3 AAC



EAST CAROLINA

11-8, 2-5 AAC

SUNDAY, JAN. 30, 2022 • 12 PM ET



CINCINNATI BEARCATS

Head Coach Wes Miller

Record at Cincinnati 14-6 (First Year)

Overall Record 199-141 (11th Year)



EAST CAROLINA PIRATES

Head Coach Joe Dooley

Record at School 97-112 (8th Year)

Overall Record 211-160 (12th Year)

GAME INFORMATION

Facility Williams Arena at Mines Coliseum

Capacity 7,100

TV ESPNU

Radio 700 WLW AM

Online The Varsity Network/TuneIn

Series Record Cincinnati leads 16-2

Home/Away/Neutral 9-0/7-2/0-0

Last Meeting Jan. 12, 2022 (W, 79-71 at home)

THE RUNDOWN

Cincinnati could not get enough second-half shots to fall at Temple on Tuesday night, falling 61-58. UC held Temple to 33.9 percent shooting, its sixth game overall and second in AAC play of under 35 percent. The squad had leads with two minutes to play in each of its last two losses, the only difference in what could have been a six-game streak. The Bearcats were also shooting 44.9 percent from deep from Jan. 6-20 before Temple.

David DeJulius scored the Bearcats' final seven points to finish with a team-high 15. He has 13 double-figure scoring games after six last year. John Newman III also provided a season-high nine rebounds after an early injury exit the previous game. Mason Madsen improved to 9-for-15 from deep over his last four games after starting the year 7-for-30, which included a three-game hip injury absence.

UC's overall, deep and free-throw shooting splits are 43.6/34.1/70.0 in wins, compared to 37.8/29.0/58.0 in defeats. Defensively, they sit at 36.2 and 27.9 as opposed to 41.1 and 36.5. The Bearcats have not lost consecutive games since Nov. 27 (Wes Miller's 2020-21 UNCG squad avoided the same fate after Dec. 10). In UC's prior AAC losses, it responded with halftime leads of 44-27 (SMU) and 49-29 (ECU). UC still ranks ninth in field-goal defense (37.6 percent) and 19th in turnovers (10.5 per game), with Mika Adams-Woods first in assist-turnover ratio (4.24). Mike Saunders Jr. (2.17) makes UC one of five schools with two in the top-100.

PROBABLE STARTERS



Abdul Ado
2.8 ppg | 4.6 rpg
6-11 | 255 | Gr.
Lagos, Nigeria



David DeJulius
13.4 ppg | 2.8 rpg
6-0 | 190 | Sr.
Detroit, Mich.



John Newman III
7.2 ppg | 4.4 rpg
6-5 | 205 | Sr.
Greensboro, N.C.



Mika Adams-Woods
8.6 ppg | 2.5 rpg
6-3 | 185 | Jr.
Syracuse, N.Y.



Jeremiah Davenport
13.3 ppg | 5.1 rpg
6-7 | 210 | Jr.
Cincinnati, Ohio

CINCINNATI TRADITION

Cincinnati, ranked the No. 9 basketball program all-time by CBS' Matt Norlander in 2019, boasts 1,848 all-time wins, good for No. 12 nationally (entering the season). The Bearcats have produced 32 All-Americans (last: Jarron Cumberland in 2019), 86 All-Conference selections, 57 NBA Draft picks (last: Jacob Evans III in 2018) and 54 members of the 1,000-Point Club. The program has spent 434 weeks Ranked in the AP Top 25, 212 in the Top 10 and 45 at No. 1. Jack Twyman and Oscar Robertson are both members of the Basketball Hall of Fame, with Robertson earning a spot on the NBA's 75th-Anniversary Team this fall.

2021-22 CINCINNATI NUMERICAL ROSTER

No.	Name	Pos.	Ht.	Wt.	Cl.	Hometown/Previous School
00	Abdul Ado	F	6-11	255	Gr.	Lagos, Nigeria/Mississippi State
2	A.J. McGinnis	G	6-3	180	So.	Huntsville, Ala./UNC Greensboro
3	Mike Saunders Jr.	G	6-0	185	So.	Indianapolis, Ind./Wasatch Academy (Utah)
5	David DeJulius	G	6-0	190	Sr.	Detroit, Mich./Michigan
11	C.J. Anthony	G	6-0	195	Fr.	Columbus, Ohio/Putnam Science Academy (Conn.)
15	John Newman III	W	6-5	205	Sr.	Greensboro, N.C./Clemson
23	Mika Adams-Woods	G	6-3	185	Jr.	Syracuse, N.Y./New Hampton School (N.H.)
24	Jeremiah Davenport	G	6-7	210	Jr.	Cincinnati, Ohio/Hargrave Military Academy (Va.)
25	Hayden Koval	C	7-1	225	Gr.	Prosper, Texas/UNC Greensboro
30	Viktor Lakhin	F	6-11	245	RFr.	Anapa, Russia/CSKA-2
31	Sam Martin	G	5-10	175	Gr.	Cincinnati, Ohio/Summit Country Day
32	Jarrett Hensley	F	6-8	220	So.	Merriam, Kan./UNC Greensboro
33	Ody Oguama	F	6-9	225	Jr.	Raleigh, N.C./Wake Forest
43	Rob Banks	F	6-5	210	Jr.	Bracknell, England/Gould Academy (Maine)
45	Mason Madsen	G	6-4	200	So.	Rochester, Minn./Mayo Senior HS

Coaching Staff

Head Coach: Wes Miller (first season)

Assistant Coach: Mike Roberts (first season)

Assistant Coach: Chad Dollar (first season)

Assistant Coach: Andre Morgan (first season)

Chief of Staff: Chris LePore (first season)

Director of Player Development: DerMarr Johnson (first season)

Associate AD, Sports Performance: Mike Rehfeldt (first season)

Director of Operations: Jake Thelen (first season)

Video Coordinator: Kevin Anzenberger (first season)

Administrative Assistant: Matt Miller (first season)

Special Assistant to the Head Coach: C.B. McGrath (first season)

Graduate Assistants: Kyle Washington, Jaylen Stowe, Jordan McKenzie

PRONUNCIATION

MIKA Adams-Woods	MY-ka
Abdul ADO	Ah-doo
Ody OGUAMA	Oh-Guam-a
Viktor LAKHIN	LOCK-in
Hayden KOVAL	Koh-Val (rhymes with gal)

ROSTER INFORMATION

By State/Country

Alabama	(1) A.J. McGinnis
England	(1) Rob Banks
Indiana	(1) Mike Saunders Jr.
Kansas	(1) Jarrett Hensley
Michigan	(1) David DeJulius
Minnesota	(1) Mason Madsen
New York	(1) Mika Adams-Woods
North Carolina	(2) John Newman III, Ody Oguama
Ohio	(3) C.J. Anthony, Jeremiah Davenport, Sam Martin
Russia	(1) Viktor Lakhin
Texas	(1) Hayden Koval

By Class

Freshmen (2)	C.J. Anthony, Viktor Lakhin
Sophomore (5)	A.J. McGinnis, Mike Saunders Jr., Jarrett Hensley, Mason Madsen
Juniors (4)	Mika Adams-Woods, Jeremiah Davenport, Ody Oguama, Rob Banks
Seniors (5)	Abdul Ado, David DeJulius, John Newman III, Hayden Koval, Sam Martin

CINCINNATI QUICK FACTS

GENERAL INFORMATION

Location	Cincinnati, OH 45221
Founded	1819
Enrollment	46,798
Nickname	Bearcats
Colors	Red (PMS: 186) and Black
Arena (Capacity)	Fifth Third Arena (12,012)
Affiliation	NCAA Division I
Conference	American Athletic Conference
President	Neville Pinto
Director of Athletics	John Cunningham
Faculty Representative	Brian Hatch
Department of Athletics Phone	(513) 556-4603
Athletics Ticket Office Phone	(877) CATS-TIX

ATHLETIC COMMUNICATIONS

Primary Basketball Contact	David Cohen
Office/Cell Phone	(513) 556-5182/(817) 739-6585
Email Address	david.cohen@uc.edu
Associate AD/Communications	Zach Stipe
Office/Cell Phone	(513) 556-5186/513-497-3132
Email	stipezd@ucmail.uc.edu

TEAM INFORMATION

2020-21 Record	12-11
AAC Record (Finish)	8-6 (Fifth)
Starters returning/lost	3/2
Letterwinners returning/lost	9/5
Newcomers	7
Pct. points returning	51.4 percent (815 of 1,585)
Pct. rebounds returning	40.3 percent (336 of 833)
Pct. assists returning	64.4 percent (215 of 334)



BEARCAT FAMILY RUNS DEEP

- » Wes Miller has made it a priority to connect several classes and generations of UC basketball alumni, a model which his alma mater, UNC prides itself.
- » DerMarr Johnson was hired as the Director of Player Development. He was the NBA's sixth-overall pick from the vaunted 1999-00 UC team that spent several weeks at No. 1. After an injury-shortened career, he served as a student assistant under Mick Cronin and completed his degree in 2019.
- » Kyle Washington is in his first year as a GA. He played his final two years at UC after transferring from N.C. State, helping the Bearcats to consecutive 30-win seasons for the first time ever (2016-18), averaging 12.1 ppg with 10 double-doubles.

BIG THREE

This past summer, Johnson and fellow alum James White took part in the Big3 league which was split among Las Vegas and New Orleans. White was a second-round pick of the Portland Trail Blazers in 2006 after scoring 1,088 points in three years as a Bearcat.

BIG 12-BOUND

Cincinnati in September was announced as one of four new members of the Big 12 Conference. It will join AAC mates Houston and UCF, as well as BYU, no later than the 2024-25 athletic season.

YOUNG, WILD AND FREE

Head coach Wes Miller is the nation's winningest coach under 40. His 185 wins entering the season ranked ahead of LSU's Will Wade (177) and New Mexico's Richard Pitino (159).

BLOCK PARTY

Hayden Koval (337) and Abdul Ado (249) entered the season as the nation's top-two active shot blockers. Koval ranks 48th all-time. Abdul's 59.4-career field goal percentage ranked 22nd nationally as of the end of the 2020-21 season. More info is available on their player pages.

FAMILIAR FACES

Koval, Jarrett Hensley and A.J. McGinnis all came from UNCG, while John Newman III was committed as a transfer before ultimately following Miller to the Queen City. Cincinnati is the only team with three transfers from the same school. The former three also all played at Link Year Prep in Missouri.

AGE IS JUST A NUMBER

Abdul Ado (Oct. 10, 1997) and Hayden Koval (March 8, 1998) are the 10th and 12th oldest players in Division I. Cincinnati's average age of 21.56 heading into Opening Night ranks fourth behind Drake, Penn State and Chattanooga.

PRESEASON ALL-AAC

Jeremiah Davenport earned a second-team nod from the league this season. He also gained recognition on the AAC All-Tournament Team in 2021 after averaging 12.7 points and 6.0 rebounds to go with nine treys as the Bearcats stormed to the champi-

onship game. He collected 12 double-figure scoring games overall.

SAUNDERS' RECOGNITION

Sophomore guard Mike Saunders Jr. was named to Jon Rothstein's 20 Under-The-Radar Breakout Players for the 2021-22 season. Noted things to watch were his "major burst on the open floor," and a key cog in rebuilding the program to begin the Wes Miller era.

ALL IN THE FAMILY

Davenport is one of four siblings in his family to play collegiate basketball. His mother played at Morehead State, while his brothers Michael (St. Bonaventure), Joshua (Winthrop) and sister Naomi (West Virginia) all played at the Division I level.

PUBLISHED AUTHOR

Few coaches, or anyone in particular, can say they published a book while in school. Wes Miller authored "The Road to Blue Heaven," a diary of his senior season as a Tar Heel.

THE JET SPEAKS TO THE TEAM

Two-time NBA champion and Emmy winner Kenny Smith (TNT's Inside the NBA) spoke to the team over Zoom on Oct. 25, offering advice on succeeding on and off the court. Smith and Wes Miller are members of the North Carolina Basketball family, and Smith even left Miller a voicemail during his playing days that served as inspiration.

FULL CIRCLE ON THE STAFF

C.B. McGrath, the special assistant to the head coach, was an assistant at North Carolina from 2003-17, spanning Miller's entire time as a player. McGrath, a former Kansas team captain, later served as UNC Wilmington's head coach from 2017-20. When the Bearcats competed in Kansas City for the Hall of Fame Classic, former teammate Paul Pierce was being inducted and spoke with the team briefly.

ROBERTS RECOGNIZED

Assistant coach Mike Roberts was selected to participate in the TopConnect Basketball Virtual Symposium in August, a prestigious program that provides the nation's top assistant coaches with leadership development and networking opportunities. Roberts, one of 65 men's and women's coaches honored, was at Indiana the last two seasons after serving as Wes Miller's associate head coach at UNCG from 2011-19.

NCAA TOURNAMENT REGULARS

Cincinnati joins Duke, Gonzaga, Kansas, Michigan State, North Carolina, Michigan, Wisconsin, VCU as programs to make at least nine of the past 10 NCAA Tournaments.

EARLY LOOK AT 2022-23 ROSTER

Cincinnati signed three freshmen in the November signing period, reaching No. 27 in the 247Sports national rankings. The Bearcats inked Josh Reed (Atlanta, Ga.), Sage Tolentino (Kāne'ohe, Hawaii) and Daniel Skillings (Blackwood, N.J.). All three boast top-150 rankings as well.

GRIDIRON MEETS HARDWOOD

The Bearcats' 73-68 win over Georgia marked the first time the top-two teams in the AP's football poll met during the basketball seasons since Clemson played Alabama on Dec. 13, 2015. The Crimson Tide and Bulldogs did finish in the top-two in 2017 and of course met during the SEC hoops season.

BROTHERLY LOVE

Wes Miller's brother, Walker, is a graduate transfer at Monmouth. When the two teams squared off on Nov. 27, it was the only coach-versus-brother matchup in the country out of seven unique matchups nationwide. Walker, like Wes, played at North Carolina before joining former Tar Heel great and Monmouth head coach King Rice in New Jersey.

STARTING OUT ON TOP

With the win over Presbyterian, Wes Miller became the third coach in program history (Tay Baker in 1965, Anthony Chez in 1902) to win his first four games at Cincinnati. The Bearcats' blowout win over Illinois allowed him to become the only one to ever start 5-0. Nine of UC's last 10 coaches have won their debuts.

NBA BEARCATS

Cincinnati has seen three players ink NBA contracts this year. Lance Stephenson, a nine-year veteran and 2010 BIG EAST Rookie of the Year (his only season at UC) joined the Atlanta Hawks and is now back with the Indiana Pacers. Tre Scott also signed a 10-day deal with the Cavs and has seen action, while Jarron Cumberland joined the Trailblazers. They mark the 36th Bearcats to play in the NBA.

BEST GPA IN PROGRAM HISTORY

The Fall 2021 semester saw UC post a 3.484 GPA, its highest ever. All 15 players earned Honor Roll accolades for earning a 3.0, while nine more made the Dean's List with a 3.4 or higher (Mika Adams-Woods, Abdul Ado, Rob Banks, Jarrett Hensley, Hayden Koval, Mason Madsen, Sam Martin, Ody Oguama, Mike Saunders Jr.).

MADE IT RAIN IN FEDEXFORUM

UC's 16-for-30 showing from deep on Jan. 9 at Memphis tied a FedExForum collegiate team record, as well as tying for fourth in school history. Combined with 11 threes the previous Thursday against SMU, it marked the team's most makes in a two-game stretch since Dec. 21-23, 2011. Jeremiah Davenport made his first seven attempts, the most by a Bearcat since Sean Kilpatrick in 2012.

RULING THE AAC

- » UC has won more AAC games (112) than any other league member since the conference formed prior to the 2013-14 campaign.
- » The UC men's basketball program has been a member of nine leagues (not including three stints as an independent) during its 120-year history. The Bearcats have 100 or more conference wins in two other leagues: 128 in the Missouri Valley Conference (1957-58 through 1969-70) and 123 in Conference USA (1995-96 through 2004-05).
- » Cincinnati has claimed three AAC regular-season crowns (2014, 2018, 2020) and two AAC Tournament titles (2018, 2019).

LAST TIME OUT

PHILADELPHIA — A forty-minute defensive struggle ended with Temple scoring the game's final seven points for a 61-58 win over visiting Cincinnati on Tuesday night.

Temple's 9-0 run gave it a 52-51 lead with 4:04 left as UC hit a 1-for-17 cold spell, its first time ahead since a nine-second stretch in the opening minutes. David DeJulius went 2-for-3 at the charity stripe (3:34) following the media timeout to regain a 53-52 lead, and after an Owl miss, he calmly sank a jumper from the foul line for 55-52.

DeJulius continued his personal 7-0 run with three more foul shots at 2:11 for a 58-54 UC lead. Temple responded with a 6-0 run, including a three-point play with 36 seconds left for the lead. Cincinnati retained possession with 23.5 seconds left after an out-of-bounds video review, but DeJulius missed a short jumper. After Temple went 1-for-2 at the line, Hayden Koval's corner three off a sideline set missed in the waning seconds.

Cincinnati (14-6, 4-3 AAC) closed the first half on a 13-1 run, going 5-for-7 from the field over that 3:24 stretch. The Bearcats' largest lead for the half was 19-14 at 7:32, and its largest of the game was 41-27 at 17:36.

The Bearcats withstood a 4:37 scoring drought and Temple making five of seven field goals to still lead 48-43, but Viktor Lakhin fell on a loose ball and it led to a John Newman III layup for a seven-point lead at 9:59.

DeJulius led the way with 15 points, while Newman recorded a season-high nine rebounds.

FROM WES MILLER

"It certainly stings, especially because I thought we played real good basketball in the first half. Our guys were ready and focused and built a pretty good lead on the road, which stings even more as you get your tail kicked. When you shoot 17 percent in the second half, it's gonna be hard to win on the road. I think there is more to it than missing shots and poor execution; in the first half, we played great defense and it helped us get baskets. We didn't do any of that in the second half."

COMPARISON

Offense

ECU	Team	UC
71.2	PPG	71.4
41.8	FG%	41.8
35.0	3FG%	32.5
74.5	FT%	66.5
35.8	RPG	38.6
15.7	APG	14.4
13.4	TOs PG	10.5

COMPARISON

Defense

ECU	Team	UC
72.2	PPG	62.7
43.6	FG%	37.6
34.8	3FG%	30.4
36.3	RPG	36.7
16.1	APG	11.6
13.2	TOs PG	13.2
2.7	Blocks PG	4.6
7.1	Steals PG	6.3

SERIES HISTORY

- » Cincinnati leads the all-time series 16-2, including an 9-2 mark in AAC play. The Bearcats are also 7-2 on the road, winning each of the last two meetings as well.
- » ECU went 4-0 against Wes Miller while he was at UNCG, but all of them predated Joe Dooley's tenure which began in the 2018-19 season.
- » The two teams met just once last year, an 82-69 Bearcat win on March 7. Mason Masen (career-high) and Jeremiah Davenport scored 19 points apiece. It was one of Masen's three double-figure scoring games in his two years at UC.
- » In the Jan. 12 meeting, UC exploded for a 20-point halftime lead and withstood a furious ECU rally to win 79-71. Jeremiah Davenport (8-for-16) led with 22 points, while John Newman III added 10 points for his third of four-straight double-figure scoring games.
- » The Bearcats took a 49-29 lead into halftime after shooting 17-29 (58.6 percent) in the first 20 minutes of the game. The 49 points and 58.6 percent shooting percentage are both season-highs for a half this season.

ALL-TIME RESULTS [AAC YEARS]

Date	Site	Result
1/6/2015	Cincinnati	W, 69-48
2/1/2015	Greenville	L, 46-50
2/13/2016	Cincinnati	W, 75-60
2/27/2016	Greenville	W, 65-56
1/15/2017	Greenville	W, 55-46
1/20/2018	Highland Heights, Ky.	W, 86-60
1/5/2019	Greenville	L, 71-73
1/19/2020	Cincinnati	W, 82-57
2/16/2020	Greenville	W, 70-67 (OT)
3/7/2021	Greenville	W, 82-69
1/12/2021	Cincinnati	W, 79-71



THE MILLER FILE

- » Hometown: Greensboro, N.C.
- » Alma Mater: North Carolina, 2007

COACHING EXPERIENCE

- » 2008-09: Elon Assistant Coach
- » 2009-10: High Point Assistant Coach
- » 2010-11: UNC Greensboro Assistant Coach
- » 2011: UNC Greensboro Interim Head Coach
- » 2011-21: UNC Greensboro Head Coach
- » 2021-Present Head Coach, Cincinnati

PLAYING EXPERIENCE

- » 2002-03 James Madison
- » 2004-07 North Carolina
- » 2007-08 London Capitals (BBL)
- » Member of North Carolina's 2004-05 National Championship Team

CINCINNATI HEAD COACH WES MILLER

Wes Miller was named the 28th University of Cincinnati men's basketball head coach on April 14, 2021.

Miller comes to UC after a decade as the head coach at UNC Greensboro.

Regarded as one of the top young coaches in college basketball, Miller built the Spartans into perennial championship and NCAA Tournament contenders, was named as ESPN.com's No. 1 Coach Under 40 in May 2020 and also was tabbed for The Athletic's 40 Under 40 list a year ago. His 185-career wins coming into the 2021-22 season also put him in the national lead for coaches under 40, ahead of LSU's Will Wade (177) and New Mexico's Richard Pitino (159).

"I am incredibly excited to welcome Wes into the Bearcats family," Cunningham said. "He is an extremely dynamic coach and mentor who impressed me with his drive, focus and attention to detail. He's a proven winner as a head coach and was able to rebuild a program and lead a remarkable turnaround at UNCG over the last decade. We cast a very wide net in this search and Wes emerged as the right coach to lead the Bearcats into the future."

"I'm absolutely thrilled to be the head coach at the University of Cincinnati," Miller said. "I'm thankful for President Pinto and [AD] John Cunningham for bringing me into the Bearcats family. I am honored to lead such a storied program and excited to get to work. I also can't thank UNCG enough because I wouldn't be here without my players and athletic director Kim Record. This last decade coaching the Spartans has been extremely rewarding."

Miller's collegiate head coach and mentor Roy Williams had high praise for his former player.

"Wes Miller is one of the most outstanding young coaches in our game and what he did at UNC- Greensboro makes me believe he is THE most outstanding," Williams said. "As a player at North Carolina he came closer to reaching his full potential than any player I've ever coached. His energy, his determination, his intelligence and his care for young people convinces me that he will continue at that level. I am so happy for him and the University of Cincinnati Basketball program and I look forward to being in the stands!"

AT UNCG

• The Spartans all-time winningest head coach, Miller totaled 185 wins in 10 seasons with four Southern Conference Regular-Season Championships. Over the last five years, UNCG has five-straight 20-win seasons, two NCAA Tournament appearances, two NIT appearances, two Southern Conference Tournament Championships, 125 wins and 70-20 record in conference play.

- UNCG won 21 games during the 2020-21 season along with the SoCon regular season and tournament championship and earned its second NCAA Tournament appearance in four years.
- The Spartans won 20 or more games in each of the last five seasons, including a program record 29 in 2018-19. Miller led UNCG to NCAA Tournament appearances in 2017-18 and 2020-21.

AS AN ASSISTANT COACH

- Miller, who also spent the 2010-11 season as an assistant coach at UNCG, also spent two seasons as an assistant coach at Elon and High Point. Miller also ran his own basketball camps in Charlotte and Greensboro for two summers.

PLAYING DAYS

- In three seasons as a player at North Carolina under Coach Williams, Miller helped the Tar Heels to the national championship in 2005, two Atlantic Coast Conference regular-season championships and one ACC Tournament title.
- He was team captain as a senior in 2006-07, leading UNC to 31 wins and the NCAA Elite 8 as well as the ACC regular-season and tournament titles, and a final No. 3 national ranking.
- A fan favorite at UNC, Miller authored a book entitled The Road to Blue Heaven, which was published as a diary of his experiences as a North Carolina basketball player.
- In addition to his success on the floor, Miller excelled off the court, earning ACC Academic Honor Roll recognition and the UNC Athletic Director's Scholar Athlete-Award. He earned his degree in political science from North Carolina in 2007.
- Upon his graduation from North Carolina, Miller played one season of professional basketball for the London Capitals of the British Basketball League, where he averaged 19.6 points per game to rank eighth in the league.
- Miller was a prep standout at the New Hampton School in New Hampshire. He earned a scholarship to James Madison University, where he played one season before transferring to North Carolina to become a walk-on for Coach Williams' squad.

MILLER'S YEARLY COACHING RECORD

SEASON	SCHOOL (CONF.)	OVERALL	LEAGUE (FINISH)	LEAGUE TOURNAMENT (RECORD)	POSTSEASON
2011-12	UNC Greensboro (SoCon)	11-11	10-8 (First, North)	Semifinals	
2012-13	UNC Greensboro (SoCon)	9-22	6-12 (Sixth, North)	Quarterfinals	
2013-14	UNC Greensboro (SoCon)	14-18	7-9 (Sixth)	First Round	
2014-15	UNC Greensboro (SoCon)	11-22	6-12 (Ninth)	Quarterfinals	
2015-16	UNC Greensboro (SoCon)	15-19	10-8 (Sixth)	Quarterfinals	CBI Quarterfinals
2016-17	UNC Greensboro (SoCon)	25-10	14-4 (First)	Runner-Up	NIT First Round
2017-18	UNC Greensboro (SoCon)	27-8	15-3 (First)	Champion	NCAA First Round
2018-19	UNC Greensboro (SoCon)	29-7	15-3 (Second)	Runner-Up	NIT Second Round
2019-20	UNC Greensboro (SoCon)	23-9	13-5 (Third)	Quarterfinals	
2020-21	UNC Greensboro (SoCon)	21-9	13-5 (First)	Championship	NCAA First Round
2021-22	Cincinnati (AAC)	14-6	4-3	---	---
Head Coaching Totals		199-141	113-72		

MILLER'S RECORD AGAINST ALL OPPONENTS

Opponent	Record	Eastern Michigan	0-1	Kansas	0-1	Norfolk State	1-0	Tennessee Tech	2-0
Appalachian State	5-2	Elon	2-8	Kennesaw State	1-0	North Alabama	1-0	Tulane	0-1
Alabama A&M	1-0	ETSU	9-8	Kentucky	0-1	North Carolina	0-3	Tulsa	1-0
Arkansas	0-1	Evansville	1-0	Lees-McRae	1-0	North Carolina Wesleyan	1-0	UCF	0-1
Ashland	1-0	Ferrum	1-0	Liberty	2-0	Northern Kentucky	1-0	UNC-Asheville	1-1
Averett	1-0	Florida A&M	1-0	Lipscomb	0-1	Ohio	0-1	UNC-Wilmington	2-2
Belmont Abbey	2-0	Florida State	0-1	Little Rock	1-0	Prairie View A&M	1-0	USC Upstate	1-0
Bryant	1-0	Furman	11-9	Longwood	1-1	Presbyterian	3-2	VCU	0-1
Campbell	1-0	Georgetown	1-1	Louisiana Tech	2-0	Purdue Fort-Wayne	0-1	Vermont	1-0
Chattanooga	14-8	Georgia	1-0	LSU	0-1	Radford	2-0	Virginia	0-2
Chowan	3-0	Georgia Southern	1-3	Mars Hill	2-0	Richmond	0-1	Virginia Tech	1-1
Citadel	20-2	Gonzaga	0-1	Memphis	0-1	Rutgers	0-2	VMI	12-2
Clafin	1-0	Greensboro College	4-0	Mercer	11-4	Samford	17-4	Western Carolina	11-9
College of Charleston	2-1	High Point	1-4	Miami (FL)	0-1	San Diego	0-1	Wichita State	1-0
Coppin State	1-1	Houston Baptist	1-0	Miami (Ohio)	1-0	SMU	1-0	William Peace	1-0
Davidson	0-4	Illinois	1-0	Monmouth	0-1	Southeastern Louisiana	1-0	Winston-Salem	1-0
Delaware	2-0	Indiana	0-1	Montana State	0-1	Southern Wesleyan	1-0	Winthrop	0-1
Duke	0-1	Jacksonville	1-0	Navy	1-1	Stetson	1-0	Wofford	10-12
Duquense	0-1	James Madison	1-0	North Carolina A&T	4-2	Syracuse	0-1	Xavier	0-1
East Carolina	1-4	Johnson & Wales	1-0	North Dakota State	1-0	Temple	0-1	Youngstown State	0-1


STARTING BEARCATS

Evansville (W)	Adams-Woods	DeJulius	Newman III	Davenport	Ado
Georgia (W)	Adams-Woods	DeJulius	Newman III	Davenport	Ado
Alabama A&M (W)	Adams-Woods	DeJulius	Newman III	Davenport	Ado
Presbyterian (W)	Adams-Woods	DeJulius	Newman III	Davenport	Ado
Illinois (W)	Adams-Woods	DeJulius	Newman III	Davenport	Ado
Arkansas (L)	Adams-Woods	DeJulius	Newman III	Davenport	Ado
Monmouth (L)	Adams-Woods	DeJulius	Madsen	Davenport	Ado
at Miami, Ohio (W)	Adams-Woods	DeJulius	Newman III	Davenport	Ado
Bryant (W)	Adams-Woods	DeJulius	Newman III	Koval	Ado
at Xavier (L)	Adams-Woods	DeJulius	Newman III	Davenport	Ado
Florida A&M (W)	Adams-Woods	DeJulius	Newman III	Davenport	Ado
Ashland (W)	Adams-Woods	DeJulius	Newman III	Davenport	Ado
Tennessee Tech (W)	Adams-Woods	DeJulius	Newman III	Davenport	Ado
Tulane (L)	Adams-Woods	DeJulius	Newman III	Davenport	Ado
SMU (W)	Adams-Woods	DeJulius	Newman III	Davenport	Ado
at Memphis (L)	Adams-Woods	DeJulius	Newman III	Davenport	Ado
ECU (W)	Adams-Woods	DeJulius	Newman III	Davenport	Ado
at Wichita State (W)	Adams-Woods	DeJulius	Newman III	Davenport	Ado
Tulsa (W)	Adams-Woods	DeJulius	Newman III	Davenport	Ado
at Temple (L)	Adams-Woods	DeJulius	Newman III	Davenport	Ado

RADIO/TELEVISION CHART



ABDUL ADO
F • 6-11 • 255 • GR
Lagos, Nigeria



A.J. MCGINNIS
G • 6-3 • 180 • SO
Huntsville, Ala.



MIKE SAUNDERS JR.
G • 6-0 • 185 • SO
Indianapolis, Ind.



DAVID DEJULIUS
G • 6-0 • 190 • SR
Detroit, Mich.



C.J. ANTHONY
G • 6-0 • 195 • FR
Columbus, Ohio



JOHN NEWMAN III
G • 6-5 • 205 • SR
Greensboro, NC



MIKA ADAMS-WOODS
G • 6-3 • 185 • JR
Syracuse, N.Y.




JEREMIAH DAVENPORT
F • 6-7 • 210 • JR
Cincinnati, Ohio



HAYDEN KOVAL
C • 7-1 • 225 • GR
Prosper, Texas



VIKTOR LAKHIN
F • 6-11 • 245 • RFR
Anapa, Russia



SAM MARTIN
G • 5-10 • 175 • GR
Cincinnati, Ohio



JARRETT HENSLEY
F • 6-8 • 220 • SO
Merriam, Kansas



ODY OGUAMA
F • 6-9 • 225 • JR
Raleigh, N.C.



ROB BANKS
F • 6-5 • 210 • JR
Bracknell, England



MASON MADSEN
G • 6-4 • 200 • SO
Rochester, Minn.



WES MILLER
Head Coach
First Season



MIKE ROBERTS
Assistant Coach
First Season



CHAD DOLLAR
Assistant Coach
First Season



ANDRE MORGAN
Assistant Coach
First Season



#00 ABDUL ADO

CENTER • 6-11 • 255 • GRAD • TR • LAGOS, NIGERIA (MISSISSIPPI STATE)

- Ranks second behind Hayden Koval in NCAA among active blocked-shot leaders (280); ranked 107th
- Ranks 28th (second in AAC) in active career field-goal percentage (.592)
- One of nine to make Dean's List in Fall 2021, the team's highest all-time semester GPA (3.484)

CAREER AT MISSISSIPPI STATE

Ado started in 130 of 131 career games over his four seasons ... The 130 starts are most in program history ... His lone appearance off the bench came against Texas A&M (March 9, 2019) when he gave his starting spot to Aric Holman on Senior Day ... Finished his career with 67 consecutive starts ... Totaled 800 points, 806 rebounds and 249 blocks ... Connected on 59.4 percent from the floor (309-of-520) and 58.9 percent at the foul line (182-of-309) ... The 59.4 shooting percentage is first in program history among players who have made at least 300 field goals ... The 249 blocks are tied for second with Erick Dampier (1994-95-96) and trail only the NCAA's all-time leader Jarvis Varnado (2007-08-09-10) ... He and Varnado are the only players to own four seasons of 50-plus blocks in program history ... Ranked among the SEC's top 10 in blocks per game during all four seasons.



2021-22 (FIFTH SEASON)

Opponent	Min	FG-FGA	3FG-FGA	FT-FTA	Off-Def-Tot	PF	A	TO	Blk	Stl	Pts
Evansville*	11	0-2	0-0	1-2	1-0-1	2	0	0	0	0	1
Georgia*	15	2-2	0-0	0-0	1-1-2	1	2	2	1	1	4
Alabama A&M*	15	0-1	0-0	0-0	1-5-6	4	2	0	1	0	0
Presbyterian*	13	2-3	0-0	0-0	0-3-3	2	1	4	5	2	4
Illinois*	18	2-2	0-0	0-0	3-2-5	5	1	2	1	3	4
Arkansas*	13	1-3	0-0	2-2	1-3-4	2	0	0	2	0	4
Monmouth*	13	1-1	0-0	1-2	4-1-5	0	0	1	2	0	3
Miami (Ohio)*	26	6-7	0-0	2-3	7-4-11	0	0	0	2	2	14
Bryant*	14	1-1	0-0	0-2	1-4-5	1	1	2	1	0	2
Xavier*	18	1-4	0-0	0-0	3-2-5	4	1	1	0	0	2
Florida A&M*	11	0-1	0-0	0-0	2-5-7	1	0	1	1	0	0
Ashland*	14	0-0	0-0	0-0	2-1-3	2	2	0	1	3	0
Tennessee Tech*	17	1-2	0-0	0-0	1-3-4	0	2	0	1	0	2
Tulane*	20	2-2	0-0	1-6	3-4-7	4	0	1	2	0	5
SMU*	16	0-1	0-0	0-0	3-5-8	4	1	0	2	1	0
Memphis*	23	0-1	0-0	0-0	0-4-4	5	0	0	2	3	0
ECU*	18	1-2	0-0	0-2	2-0-2	0	0	0	3	0	2
Wichita State*	17	1-3	0-0	1-2	2-3-5	2	1	0	1	1	3
Tulsa*	14	0-0	0-0	0-1	0-2-2	4	0	0	2	1	0
Temple*	18	2-3	0-0	1-2	1-2-3	3	0	2	1	2	5

SEASON & CAREER STATISTICS

2021-22 SEASON

		CAREER
14 vs. Miami, 12/1/21	Pts	19 at Texas A&M, 2/20/18
6 vs. Miami, 12/1/21	FG Made	8 at Texas A&M, 2/20/18
7 vs. Miami, 12/1/21	FG Atts	15 vs. Nebraska, 3/14/18
—	3PT-FG Made	—
—	3PT-FG Atts	—
2, 2x (last vs. Miami, 12/1/21)	FT Made	7 vs. Radford, 12/18/19
6 vs. Tulane, 1/1/22	FT Atts	10 vs. Auburn, 1/26/20
11 vs. Miami, 12/1/21	Rebs	13 vs. Little Rock, 12/20/17
2, 2x (last vs. Alabama A&M, 11/16/21)	Assts	3, 2x (last vs. Richmond, 3/25/21)
3, 3x (last at Memphis, 1/9/22)	Stls	4 at Cincinnati, 12/12/17
5 vs. Presbyterian, 11/18/21	Blks	9 at Auburn, 1/4/20
26 vs. Miami, 12/1/21	Mins	37, 2x (last at S. Carolina, 3/3/20)

MISCELLANEOUS STATISTICS

CATEGORY	2018-19	2019-20	2020-21	2021-22	CAREER
Double-Figure Scoring Games	4	4	4	1	25
Double-Figure Rebounding Games	2	4	4	1	16
Double-Double Games	0	2	0	1	6
20-Point Scoring Games	0	0	0	0	0
Games Led UC in Scoring				1	1
Games Led UC in Rebounding				1	1
Games Led UC in Assists				0	0
Games With 3+ Assists	0	0	2	0	3
Games With 3+ Blocks	10	9	12	2	36
Games With 3+ Steals	0	1	1	2	5
Games With 3+ Three-Pointers	0	0	0	0	0

CAREER STATISTICS

			TOTAL		3-PTERS			REBOUNDS								
YEAR	GP-GS	MIN-AVG	FG-FGA	PCT	FG-FGA	PCT	FT-FTA	PCT	OFF-DEF-TOT	AVG	PF-FO	AST	TO	BLK	STL	PTS-AVG
2017-18*	36-36	953-26.5	112-182	.615	0-0	.000	58-113	.513	103-128-231	6.4	93-2	13	71	67	28	282-7.8
2018-19*	31-30	746-24.1	51-83	.614	0-0	.000	43-69	.623	54-86-140	4.5	87-1	13	35	57	20	145-4.7
2019-20*	31-31	878-28.3	69-116	.595	0-0	.000	39-64	.609	100-109-209	6.7	82-2	20	42	58	16	177-5.7
2020-21*	33-33	915-27.7	77-139	.554	0-0	.000	42-63	.667	86-140-226	6.8	75-3	24	49	67	21	196-5.9
2021-22	20-20	328-16.4	23-41	.561	0-0	.000	9-24	.375	38-54-92	4.6	46-2	14	16	31	19	55-2.8
TOTALS	151-150	3819-25.3	332-561	.592	0-0	.000	191-333	.574	381-517-898	5.9	383-10	84	213	280	104	855-5.7

*Mississippi State



#2 A.J. MCGINNIS

GUARD • 6-3 • 180 • SOPHOMORE • TR • HUNTSVILLE, ALA. (UNC GREENSBORO)

2021-22 (SOPHOMORE SEASON)

Opponent	Min	FG-FGA	3FG-FGA	FT-FTA	Off-Def-Tot	PF	A	TO	Blk	Stl	Pts
Evansville	4	1-1	1-1	0-0	0-1-1	0	0	0	0	0	3
Georgia				DNP							
Alabama A&M	4	1-3	1-2	0-0	0-1-1	0	0	0	0	0	3
Presbyterian				DNP							
Illinois				DNP							
Arkansas				DNP							
Monmouth				DNP							
Miami (Ohio)				DNP							
Bryant				DNP							
Xavier	1	0-0	0-0	0-0	0-0-0	0	0	0	0	0	0
Florida A&M	12	3-7	1-4	0-0	0-1-1	2	0	1	0	0	7
Ashland	3	0-2	0-2	0-0	0-0-0	0	0	0	0	0	0
Tennessee Tech	10	2-7	1-6	0-0	0-1-1	0	1	0	0	0	5
Tulane	3	0-1	0-1	0-0	0-0-0	0	0	1	0	0	0
SMU				DNP							
Memphis				DNP							
ECU				DNP							
Wichita State				DNP							
Tulsa	2	0-1	0-1	0-0	0-0-0	1	0	1	0	1	0
Temple				DNP							



SEASON & CAREER STATISTICS

2021-22 SEASON

CAREER

7 vs. Florida A&M, 12/14/21	Pts	14 at The Citadel, 2/3/21
3 vs. Florida A&M, 12/14/21	FG Made	4, 7x (last vs. The Citadel, 3/6/21)
7, 2x (last vs. Tenn. Tech, 12/21/21)	FG Atts	10, 2x (last at W. Carolina, 2/22/21)
1, 4x (last vs. Tenn. Tech, 12/21/21)	3PT-FG Made	4, 2x (last at The Citadel, 2/3/21)
6 vs. Tennessee Tech, 12/21/21	3PT-FG Atts	8, 3x (last at W. Carolina, 2/22/21)
—	FT Made	2, 3x (last vs. Mercer, 3/8/21)
—	FT Atts	4 vs. Duquesne, 12/2/20
1, 3x (last vs. Florida A&M, 12/14/21)	Rebs	5 at NC A&T, 12/22/20
1 vs. Tennessee Tech, 12/21/21	Assts	2, 3x (last at Mercer, 2/13/21)
—	Stls	2, 2x (last at The Citadel, 2/3/21)
—	Blks	1 vs. The Citadel, 1/18/21)
12 vs. Florida A&M, 12/14/21	Mins	23 vs. The Citadel, 3/6/21

MISCELLANEOUS STATISTICS

CATEGORY	2020-21	2021-22	CAREER
Double-Figure Scoring Games	7	0	7
Double-Figure Rebounding Games	0	0	0
Double-Double Games	0	0	0
20-Point Scoring Games	0	0	0
Games Led Team in Scoring		0	0
Games Led Team in Rebounding		0	0
Games Led Team in Assists		0	0
Games With 3+ Assists	0	0	0
Games With 3+ Blocks	0	0	0
Games With 3+ Steals	0	0	0
Games With 3+ Three-Pointers	5	0	5

CAREER STATISTICS

YEAR	GP-GS	MIN-AVG	TOTAL FG-FGA	PCT	3-PTERS FG-FGA	PCT	FT-FTA	PCT	REBOUNDS PCTOFF-DEF-TOT	AVG	PF-FO	AST	TO	BLK	STL	PTS-AVG
2020-21*	28-0	425-15.3	60-156	.391	41-122	.339	8-14	.571	4-30-34	1.2	28-0	13	17	1	12	169-6.0
2021-22	8-0	40-5.0	7-22	.318	4-17	.235	0-0	.000	0-4-4	0.5	3-0	1	3	0	1	18-2.3
TOTALS	36-0	465-12.9	67-178	.376	45-139	.324	8-14	.571	4-34-38	1.1	31-0	14	20	1	13	187-5.2

*UNC Greensboro



#3 MIKE SAUNDERS JR.

GUARD • 6-0 • 185 • SOPHOMORE • 1L • INDIANAPOLIS, IND. (WASATCH ACADEMY)

- Named to Jon Rothstein's 20 Under-The-Radar Breakout Players for 2021-22
- Major energy boost off the bench with the ability to go coast-to-coast in transition
- Fastest on team with a 2.91, three-quarters-court sprint time
- 9-of-10 performance at foul line against Illinois marked most tries by UC player this season
- Notched 11-straight games with a three-pointer to close non-conference play this season
- One of nine to make Dean's List in Fall 2021, the team's highest all-time semester GPA (3.484)

2021-22 (SOPHOMORE SEASON)

Opponent	Min	FG-FGA	3FG-FGA	FT-FTA	Off-Def-Tot	PF	A	TO	Blk	Stl	Pts
Evansville	17	3-5	0-0	0-3	0-1-1	4	2	1	0	1	6
Georgia	22	2-9	0-1	0-2	0-2-2	1	4	1	0	2	4
Alabama A&M	20	3-4	1-2	7-9	0-3-3	2	0	2	0	3	14
Presbyterian	21	3-6	1-2	0-0	0-2-2	4	2	2	0	0	7
Illinois	24	5-6	1-1	9-10	0-4-4	2	0	0	0	1	20
Arkansas	28	3-7	1-2	2-2	0-1-1	3	5	4	0	0	9
Monmouth	20	1-7	1-4	3-4	1-2-3	1	1	1	0	0	6
Miami (Ohio)	21	1-5	1-3	0-0	0-6-6	5	2	2	0	1	3
Bryant	27	5-8	2-2	2-3	1-1-2	2	4	2	0	2	14
Xavier	20	2-5	2-3	2-2	0-2-2	5	5	2	0	0	8
Florida A&M	24	4-11	1-4	0-0	0-3-3	1	6	2	0	0	9
Ashland	24	3-7	1-4	1-4	0-0-0	0	3	0	0	0	8
Tennessee Tech	24	6-10	1-3	2-2	0-2-2	2	1	1	0	1	15
Tulane	22	0-7	0-4	0-0	0-2-2	1	1	1	0	0	0
SMU	20	2-6	1-1	0-0	0-0-0	0	7	2	0	0	5
Memphis	17	2-8	0-3	0-0	0-0-0	1	3	1	0	0	4
ECU	23	1-4	0-1	0-0	0-1-1	1	8	1	0	0	8
Wichita State	18	1-7	1-3	0-0	0-1-1	1	2	2	0	0	3
Tulsa	21	4-7	0-1	3-3	0-4-4	2	4	2	0	0	11
Temple	16	0-3	0-1	1-4	0-4-4	4	3	0	0	0	1



SEASON & CAREER STATISTICS

2021-22 Season		Career
20 vs. Illinois, 11/22/21	Pts	20 vs. Arkansas, 11/23/21
6 vs. Tennessee Tech, 12/21/21	FG Made	6 vs. Memphis, 2/28/21
11 vs. Florida A&M, 12/14/21	FG Atts	11 vs. Florida A&M, 12/14/21
2, 2x (last at Xavier, 12/11/21)	3PT-FG Made	2, 3x (last at Xavier, 12/11/21)
4, 4x (last vs. Tulane, 1/1/22)	3PT-FG Atts	4, 3x (last vs. FAMU, 12/14/21)
9 vs. Illinois, 11/22/21	FT Made	9 vs. Illinois, 11/22/21
10 vs. Illinois, 11/22/21	FT Atts	10 vs. Illinois, 11/23/21
6 vs. Miami, 12/1/21	Rebs	6, 2x (last vs. Miami, 12/1/21)
8 vs. ECU, 1/12/22	Assts	8 vs. ECU, 1/12/22
3 vs. Alabama A&M, 11/16/21	Stls	3 vs. Alabama A&M, 11/16/21
—	Blks	—
28 vs. Arkansas, 11/23/21	Mins	32 vs. SMU, 3/12/21

MISCELLANEOUS STATISTICS

CATEGORY	2020-21	2021-22	CAREER
Double-Figure Scoring Games	2	4	6
Double-Figure Rebounding Games	0	0	0
Double-Double Games	0	0	0
20-Point Scoring Games	0	1	1
Games Led Team in Scoring	1	2	3
Games Led Team in Rebounding	0	0	0
Games Led Team in Assists	4	8	12
Games With 3+ Assists	4	10	14
Games With 3+ Blocks	0	0	0
Games With 3+ Steals	0	1	1
Games With 3+ 3-Pointers	0	0	0

CAREER STATISTICS

		TOTAL			3-PTERS			REBOUNDS								
YEAR	GP-GS	MIN-AVG	FG-FGA	PCT	FG-FGA	PCT	FT-FTA	PCTOFF-DEF-TOT	AVG	PF-FO	AST	TO	BLK	STL	PTS-AVG	
2020-21	22-10	337-15.3	26-67	.388	5-23	.217	21-28	.750	4-27-31	1.4	26-1	31	31	0	13	78-3.5
2021-22	20-0	431-21.6	51-132	.386	15-45	.333	32-48	.667	2-41-43	2.2	42-2	63	29	0	11	149-7.5
TOTALS	42-10	769-18.3	77-199	.387	20-68	.294	53-76	.697	6-68-74	1.8	68-3	94	60	0	24	227-5.4



#5 DAVID DeJULIUS

GUARD • 6-0 • 195 • SENIOR • DETROIT, MICH. (MICHIGAN)

- Six of his seven 20-point games have come as a Bearcat
- Second to Jeremiah Davenport (14) in double-figure scoring games (13)
- Named to All-Tourney Team at Hall of Fame Classic

2021-22 (SENIOR SEASON)

Opponent	Min	FG-FGA	3FG-FGA	FT-FTA	Off-Def-Tot	PF	A	TO	Blk	Stl	Pts
Evansville*	25	4-9	0-2	1-2	0-7-7	3	7	2	0	1	9
Georgia*	26	3-11	1-2	3-5	0-1-1	0	0	0	0	1	10
Alabama A&M*	21	8-14	3-8	2-2	0-1-1	0	0	2	0	0	21
Presbyterian*	21	1-8	0-2	3-3	1-2-3	2	4	0	0	0	5
Illinois*	27	3-9	1-4	0-0	1-2-3	0	0	1	0	2	7
Arkansas*	31	8-16	2-8	6-6	0-0-0	2	1	3	0	1	24
Monmouth*	30	5-10	1-4	2-2	0-3-3	1	2	0	0	0	13
Miami (Ohio)*	31	5-14	2-7	0-0	0-4-4	0	4	1	0	1	12
Bryant*	28	6-15	1-5	3-4	0-2-2	0	3	1	0	0	16
Xavier*	25	5-13	1-5	1-2	0-1-1	1	2	1	0	0	12
Florida A&M*	19	2-5	1-2	3-4	1-0-1	0	1	2	0	0	8
Ashland*	26	9-14	2-5	4-5	1-2-3	1	3	3	0	1	24
Tennessee Tech*	27	1-8	0-4	0-0	0-4-4	0	2	1	0	1	2
Tulane*	29	3-12	1-5	0-0	0-6-6	3	1	1	0	2	7
SMU*	29	7-15	1-3	7-8	0-3-3	0	6	1	0	1	22
Memphis*	32	6-13	2-5	1-2	1-2-3	1	6	3	0	0	15
ECU*	25	3-10	1-4	0-0	0-3-3	2	3	0	0	1	7
Wichita State*	32	7-13	3-4	1-2	0-1-1	2	2	1	0	1	18
Tulsa*	30	6-13	4-6	4-5	1-1-2	0	0	3	0	0	20
Temple*	31	4-15	2-6	5-6	0-4-4	2	1	0	0	0	15



SEASON & CAREER STATISTICS

2021-22 SEASON

24, 2x (last vs. Ashland, 12/18/21)	Pts	26 at Temple, 2/4/21
9 vs. Ashland, 12/18/21	FG Made	10 at Temple, 2/4/21
16 vs. Arkansas, 11/23/21	FG Atts	18 at Temple, 2/4/21
4 vs. Tulsa, 1/20/22	3PT-FG Made	4, 4x (last vs. Tulsa, 1/20/22)
8, 2x (last vs. Arkansas, 11/23/21)	3PT-FG Atts	11 at Temple, 2/4/21
7 vs. SMU, 1/6/22	FT Made	7, 2x (last vs. SMU, 1/6/22)
8 vs. SMU, 1/6/22	FT Atts	10 vs. Purdue, 1/9/20
7 vs. Evansville, 11/9/21	Rebs	9 vs. Furman, 12/9/20
7 vs. Evansville, 11/9/21	Assts	12 at SMU, 1/7/21
2, 2x (last vs. Tulane, 1/1/22)	Stls	3, 2x (last at Temple, 2/4/21)
—	Blks	1, 2x (last vs. South Florida, 12/16/20)
32 vs. Wichita State, 1/16/22	Mins	36 at Tulane, 2/7/21

MISCELLANEOUS STATISTICS

CATEGORY	2018-19	2019-20	2020-21	2021-22	CAREER
Double-Figure Scoring Games	0	11	6	13	30
Double-Figure Rebounding Games	0	0	0	0	0
Double-Double Games	0	0	0	0	0
20-Point Scoring Games	0	1	1	5	7
Games Led Team in Scoring	0	1	2	8	11
Games Led Team in Rebounding	0	3	4	0	7
Games Led Team in Assists	0	1	12	3	16
Games With 3+ Assists	0	8	13	7	28
Games With 3+ Blocks	0	0	0	0	0
Games With 3+ Steals	0	0	2	0	2
Games With 3+ Three-Pointers	0	3	1	3	7

CAREER STATISTICS

YEAR	GP-GS	MIN-AVG	TOTAL FG-FGA	PCT	3-PTERS FG-FGA	PCT	FT-FTA	PCT	OFF-DEF-TOT	AVG	PF-FO	AST	TO	BLK	STL	PTS-AVG
2018-19*	25-0	96-3.8	6-30	.200	1-15	.067	1-6	.167	1-11-12	0.5	11-0	5	5	0	5	14-0.6
2019-20*	31-1	647-20.9	75-180	.417	30-83	.361	37-51	.725	7-68-75	2.4	37-0	47	20	1	13	217-7.0
2020-21	19-16	562-29.6	63-175	.360	16-79	.203	31-40	.775	5-80-85	4.5	32-0	80	32	1	15	173-9.1
2021-22	20-20	543-27.1	96-237	.405	29-91	.319	46-58	.793	6-49-55	2.8	20-0	48	26	0	13	267-13.4
Total	95-37	1850-19.5	240-622	.386	76-268	.284	115-155	.742	19-208-227	2.4	100-0	180	83	2	46	671-7.1

*Michigan



#11 C.J. ANTHONY

GUARD • 6-0 • 195 • FRESHMAN • COLUMBUS, OHIO (PUTNAM SCIENCE ACADEMY)

2021-22 (FRESHMAN SEASON)

Opponent	Min	FG-FGA	3FG-FGA	FT-FTA	Off-Def-Tot	PF	A	TO	Blk	Stl	Pts
Alabama A&M	1	0-0	0-0	0-0	0-1-1	0	1	0	0	0	0
Presbyterian	3	1-1	0-0	0-0	0-0-0	0	0	1	0	0	2
Illinois	1	0-0	0-0	0-0	0-0-0	0	0	0	0	0	0
Bryant	1	0-1	0-1	1-2	0-1-1	0	0	0	0	0	1
Florida A&M	3	1-3	1-2	0-0	2-0-2	0	1	0	0	0	3
Ashland	1	0-0	0-0	0-0	0-0-0	0	0	0	0	0	0
SMU	1	0-0	0-0	0-0	0-0-0	0	0	0	0	0	0
Tulsa	2	0-0	0-0	0-0	0-0-0	0	0	0	0	0	0



SEASON & CAREER STATISTICS

2020-21 SEASON

CAREER

3 vs. Florida A&M, 12/14/21	Pts	3 vs. Florida A&M, 12/14/21
1 vs. Presbyterian, 11/18/21	FG Made	1, 2x (last vs. Florida A&M, 12/14/21)
3 vs. Florida A&M, 12/14/21	FG Atts	3 vs. Florida A&M, 12/14/21
1 vs. Florida A&M, 12/14/21	3PT-FG Made	1 vs. Florida A&M, 12/14/21
2 vs. Florida A&M, 12/14/21	3PT-FG Atts	2 vs. Florida A&M, 12/14/21
—	FT Made	—
—	FT Atts	—
1 vs. Alabama A&M, 11/16/21	Rebs	1 vs. Alabama A&M, 11/16/21
1, 2x (last vs. Florida A&M, 12/14/21)	Assts	1, 2x (last vs. Florida A&M, 12/14/21)
—	Stls	—
—	Blks	—
3, 2x (last vs. Florida A&M, 12/14/21)	Mins	3 vs. Presbyterian, 11/18/21

MISCELLANEOUS STATISTICS

CATEGORY	2021-22	CAREER
Double-Figure Scoring Games	0	0
Double-Figure Rebounding Games	0	0
Double-Double Games	0	0
20-Point Scoring Games	0	0
Games Led Team in Scoring	0	0
Games Led Team in Rebounding	0	0
Games Led Team in Assists	0	0
Games With 3+ Assists	0	0
Games With 3+ Blocks	0	0
Games With 3+ Steals	0	0
Games With 3+ Three-Pointers	0	0

CAREER STATISTICS

YEAR	GP-GS	MIN-AVG	TOTAL		3-PTERS		FT-FTA	REBOUNDS			PF-FO	AST	TO	BLK	STL	PTS-AVG
			FG-FGA	PCT	FG-FGA	PCT		PCT	OFF-DEF-TOT	AVG						
2021-22	8-0	13-1.7	2-5	.400	1-3	.333	1-4	.250	2-2-4	0.5	0-0	2	1	0	0	6-0.8
TOTALS	8-0	13-1.7	2-5	.400	1-3	.333	1-4	.250	2-2-4	0.5	0-0	2	1	0	0	6-0.8



#15 JOHN NEWMAN III

GUARD • 6-5 • 205 • SENIOR • TR • GREENSBORO, N.C. (CLEMSON)

- Enrolled in sport administration master's program, completing his Clemson studies in three years
- Possesses best ability on team to impact the game beyond the box score
- Named to NABC Honors Court this summer following final season at Clemson
- Suffered injury during 2020 ACC Tournament prior to its COVID cancellation
- Named to NABC Honors Court this summer following final season at Clemson
- Attended Greensboro Day School
- Father played at James Madison; distant cousin, Johnny Newman, played at Richmond and then NBA for 17 years

2021-22 (SENIOR SEASON)

Opponent	Min	FG-FGA	3FG-FGA	FT-FTA	Off-Def-Tot	PF	A	TO	Blk	Stl	Pts
Evansville*	24	2-6	0-1	0-0	0-1-1	3	0	0	0	0	4
Georgia*	27	4-11	0-3	1-2	4-2-6	1	0	0	0	1	9
Alabama A&M*	26	2-8	0-2	4-6	2-3-5	3	5	3	0	2	8
Presbyterian*	23	2-4	1-2	0-0	0-2-2	2	4	0	1	1	5
Illinois*	25	1-5	0-1	0-0	0-3-3	3	0	2	2	0	2
Arkansas*	30	2-7	2-4	1-3	0-5-5	3	1	0	0	0	7
Monmouth				DNP							
Miami (Ohio)*	30	2-6	1-3	0-2	2-1-3	1	0	2	0	0	5
Bryant*	26	2-8	0-2	0-0	4-2-6	5	0	0	2	1	4
Xavier*	28	4-5	1-1	5-7	1-2-3	2	1	3	0	2	14
Florida A&M*	26	1-4	0-1	2-3	2-3-5	0	2	0	0	4	4
Ashland*	27	3-7	1-2	0-0	1-5-6	1	3	2	0	2	7
Tennessee Tech*	23	4-6	1-2	0-1	1-3-4	1	3	3	0	1	9
Tulane*	32	3-8	0-2	0-0	1-5-6	3	3	0	0	0	6
SMU*	30	4-7	2-5	2-2	2-3-5	2	3	0	0	1	12
Memphis*	31	4-8	3-5	1-3	0-3-3	2	1	2	2	0	12
ECU*	25	4-8	0-1	2-3	1-5-6	3	2	2	0	4	10
Wichita State*	31	4-8	2-3	0-0	2-2-4	2	0	1	0	0	10
Tulsa*	11	0-2	0-0	0-0	0-1-1	2	0	2	0	0	0
Temple*	29	4-9	0-3	1-2	5-4-9	1	1	1	0	1	9



SEASON & CAREER STATISTICS

2021-22 Season	Career
14 at Xavier, 12/11/21	Pts 23 vs. Louisville, 2/15/20
4, 8x (last at Temple, 1/25/22)	FG Made 7, 2x (last vs. Louisville, 2/15/20)
11 vs. Georgia, 11/13/21	FG Atts 13, 2x (last vs. Maryland, 12/9/20)
3 at Memphis, 1/9/22	3PT-FG Made 3, 2x (last at Memphis, 1/9/22)
5, 2x (last at Memphis, 1/9/22)	3PT-FG Atts 7 vs. Syracuse, 1/28/20
5 at Xavier, 12/11/21	FT Made 7 vs. Louisville, 2/15/20
7 at Xavier, 12/11/21	FT Atts 7, 3x (last at Xavier, 12/11/21)
9 at Temple, 1/25/22	Rebs 10 at Boston College, 2/22/20
5 vs. Alabama A&M, 11/16/21	Assts 5 (2x, last vs. AAMU, 11/16/21)
4, 2x (last vs. ECU, 1/12/22)	Stls 4, 3x (last vs. Florida A&M, 12/14/21)
2 at Memphis, 1/9/22	Blks 2, 5x (last at Memphis, 1/9/22)
31, 2x (last at Wichita State, 1/16/22)	Mins 43 at UNC, 1/11/20

MISCELLANEOUS STATISTICS

CATEGORY	2018-19	2019-20	2020-21	2021-22	CAREER
Double-Figure Scoring	0	10	3	4	17
Double-Figure Rebounding	0	1	0	0	1
Double-Double Games	0	1	0	0	1
20-Point Scoring Games	0	1	0	0	1
Games Led UC in Scoring				1	1
Games Led UC in Rebs				3	3
Games Led UC in Assists				3	3
Games With 3+ Assists	0	14	3	5	22
Games With 3+ Blocks	0	0	0	0	0
Games With 3+ Steals	0	3	0	2	5
Games With 3+ 3-Pointers	0	1	0	1	2

CAREER STATISTICS

YEAR	GP-GS	MIN-AVG	TOTAL FG-FGA	PCT	3-PTERS FG-FGA	PCT	FT-FTA	PCT	REBOUNDS PCTOFF-DEF-TOT	AVG	PF-FO	AST	TO	BLK	STL	PTS-AVG
2018-19*	34-1	407-12.0	28-73	.384	19-45	.422	6-11	.545	15-45-60	1.8	31-0	15	19	5	12	71-2.1
2019-20*	31-31	982-31.7	103-234	.440	27-89	.303	61-84	.726	16-106-122	3.9	58-0	68	41	15	31	294-9.5
2020-21*	22-8	342-15.5	31-91	.341	8-32	.250	12-13	.923	11-34-45	2.0	31-0	24	24	3	12	82-3.7
2021-22	19-19	503-26.5	52-127	.409	14-43	.326	19-34	.559	28-55-83	4.4	40-1	29	23	6	21	137-7.2
TOTALS	106-59	2232-21.1	214-525	.408	58-192	.302	98-142	.690	70-240-310	2.9	160-3	136	107	29	76	584-5.5

*Clemson



#23 MIKA ADAMS-WOODS

GUARD • 6-3 • 185 • JUNIOR • SYRACUSE, N.Y. (NEW HAMPTON HS [N.H.])

- Leads nation in assist-turnover ratio (4.24)
- Team is 6-2 when he scores in double-figures
- One of nine to make Dean's List in Fall 2021, the team's highest all-time semester GPA (3.484)

2021-22 (JUNIOR SEASON)

Opponent	Min	FG-FGA	3FG-FGA	FT-FTA	Off-Def-Tot	PF	A	TO	Blk	Stl	Pts
Evansville*	27	1-4	0-2	2-2	0-1-1	2	4	0	0	1	4
Georgia*	28	4-10	1-4	2-2	0-2-2	1	5	1	1	0	11
Alabama A&M*	25	2-5	2-3	2-2	1-2-3	0	5	1	0	0	8
Presbyterian*	26	3-9	1-2	0-0	1-5-6	1	3	0	0	2	7
Illinois*	29	2-11	0-4	2-2	1-2-3	3	2	2	0	1	6
Arkansas*	18	2-8	1-4	0-0	0-3-3	3	1	0	0	0	5
Monmouth*	31	5-12	1-6	0-2	1-1-2	1	5	0	1	3	11
Miami (Ohio)*	26	1-12	0-6	0-1	0-2-2	0	5	0	1	1	2
Bryant*	18	3-4	2-3	2-2	0-1-1	4	4	3	1	0	10
Xavier*	30	2-11	0-4	0-0	0-1-1	2	2	0	0	0	4
Florida A&M*	25	3-5	1-2	4-4	0-1-1	1	4	0	0	0	11
Ashland*	27	1-7	0-3	0-3	0-4-4	2	3	2	0	1	2
Tennessee Tech*	27	4-9	3-6	0-0	0-1-1	3	4	0	0	2	11
Tulane*	30	3-8	1-4	2-2	0-1-1	1	2	1	0	2	9
SMU*	27	6-10	5-8	0-0	0-1-1	1	3	1	0	0	17
Memphis*	32	6-11	3-4	0-1	2-3-5	1	6	1	0	1	15
ECU*	32	1-2	0-1	4-4	1-1-2	0	4	0	0	0	6
Wichita State*	30	3-7	1-4	2-2	0-6-6	0	2	0	0	0	9
Tulsa*	27	4-9	0-3	6-6	0-2-2	2	7	4	0	1	14
Temple*	29	3-10	1-5	2-2	0-2-2	3	1	1	0	0	9



SEASON & CAREER STATISTICS

2021-22 Season		Career
17 vs. SMU, 1/6/22	Pts	17 vs. SMU, 1/6/22
6, 2x (last at Memphis, 1/9/22)	FG Made	6, 2x (last vs. SMU, 1/6/22)
12, 2x (last vs. Miami, 12/1/21)	FG Atts	14 vs. Lipscomb, 12/2/20
5 vs. SMU, 1/6/22	3PT-FG Made	5 vs. SMU, 1/6/22
8 vs. SMU, 1/6/22	3PT-FG Atts	8 vs. SMU, 1/6/22
6 vs. Tulsa, 1/20/22	FT Made	6, 2x (last vs. Tulsa, 1/20/22)
6 vs. Tulsa, 1/20/22	FT Atts	7 vs. Tulane, 2/26/21
6, 2x (last at Wichita State, 1/16/22)	Rebs	6, 3x (last at Wichita State, 1/16/22)
7 vs. Tulsa, 1/20/22	Assts	7, 2x (last vs. Tulsa, 1/20/22)
3 vs. Monmouth, 11/27/21	Stls	3 vs. Monmouth, 11/27/21
1, 2x (last vs. Monmouth, 11/27/21)	Blks	2, 2x (last vs. SMU, 3/12/21)
32 vs. ECU, 1/12/22	Mins	40, 2x (last vs. Vanderbilt, 3/4/21)

MISCELLANEOUS STATISTICS

CATEGORY	2019-20	2020-21	2021-22	CAREER
Double-Figure Scoring Games	7	9	8	24
Double-Figure Rebounding Games	0	0	0	0
Double-Double Games	0	0	0	0
20-Point Scoring Games	0	0	0	0
Games Led Team in Scoring	0	2	1	3
Games Led Team in Rebounding	0	0	2	2
Games Led Team in Assists	2	4	9	15
Games With 3+ Assists	7	5	14	26
Games With 3+ Blocks	0	0	0	0
Games With 3+ Steals	0	0	1	1
Games With 3+ 3-Pointers	1	2	3	6

CAREER STATISTICS

YEAR	GP-GS	MIN-AVG	TOTAL FG-FGA	PCT	3-PTS FG-FGA	PCT	FT-FTA	PCTOFF-DEF-TOT	AVG	PF-FO	AST	TO	BLK	STL	PTS-AVG
2019-20	29-19	620-21.4	47-110	.427	22-59	.373	30-39	.769	8-56-64	2.2	57-1	45	31	8	17
2020-21	23-17	686-29.8	63-161	.391	23-73	.315	48-55	.873	10-47-57	2.5	4-0	45	27	6	23
2021-22	20-20	546-27.3	59-164	.360	23-78	.295	30-37	.811	7-42-49	2.5	31-0	72	17	4	15
TOTAL	72-56	1854-25.8	169-435	.389	68-210	.324	108-131	.824	25-145-170	2.4	128-1	162	75	18	55
															514-7.1



#24 JEREMIAH DAVENPORT

GUARD • 6-7 • 205 • JUNIOR • CINCINNATI, OHIO (HARGRAVE MILITARY ACADEMY)

- Preseason All-AAC Second Team; Made All-Tourney Team in 2021
- Top-returning scorer and rebounder from last season
- Averaged 8.7 ppg before New Year's Day last year; 13.1 ppg the rest of the way
- Both his parents played Division I basketball as well as three of his siblings (St. Bonaventure, Winthrop and West Virginia)
- Led team in points (19), rebounds (10) and assists (3) against Tulane, the only such instance by a UC player in 2021-22

2021-22 (JUNIOR SEASON)

Opponent	Min	FG-FGA	3FG-FGA	FT-FTA	Off-Def-Tot	PF	A	TO	Blk	Stl	Pts
Evansville*	24	3-8	3-8	2-2	1-7-8	0	0	2	1	0	11
Georgia*	26	4-8	0-3	3-4	4-3-7	1	2	1	0	1	11
Alabama A&M*	23	4-8	4-7	0-0	0-1-1	3	1	1	0	1	12
Presbyterian*	18	6-12	2-6	2-2	0-3-3	4	0	1	0	0	16
Illinois*	22	5-12	4-8	5-6	3-4-7	0	0	2	0	0	19
Arkansas*	22	0-4	0-2	0-0	0-1-1	3	0	2	0	0	0
Monmouth*	27	2-10	0-6	2-4	3-2-5	2	1	1	2	1	6
Miami (Ohio)*	28	5-11	4-10	0-0	4-4-8	1	0	1	2	0	14
Bryant				DNP							
Xavier*	24	3-10	3-7	2-2	2-1-3	2	0	0	0	1	11
Florida A&M*	19	7-15	2-8	0-0	1-1-2	2	0	1	0	0	16
Ashland*	27	8-15	6-11	0-0	0-4-4	3	2	3	1	0	22
Tennessee Tech*	21	5-13	0-5	1-2	4-3-7	4	2	1	0	2	11
Tulane*	32	6-13	3-9	4-9	3-7-10	2	3	3	0	0	19
SMU*	29	2-9	1-7	2-2	2-4-6	5	0	0	0	2	7
Memphis*	22	7-15	7-10	0-0	2-4-6	4	1	0	0	1	21
ECU*	30	8-16	3-10	3-3	0-6-6	4	0	3	1	1	22
Wichita State*	32	1-8	0-4	0-0	1-3-4	2	3	1	0	1	2
Tulsa*	29	7-14	7-9	3-3	0-4-4	1	1	2	0	0	24
Temple*	30	3-14	2-10	1-2	0-5-5	5	1	1	0	1	9



SEASON & CAREER STATISTICS

2021-22 Season	Career
24 vs. Tulsa, 1/20/22	Pts 27 vs. Tulane, 2/26/21
8, 2x (last vs. ECU, 1/12/22)	FG Made 10 vs. Tulane, 2/26/21
16 vs. ECU, 1/12/22	FG Atts 16 (2x, last vs. ECU, 1/12/22)
7, 2x (last vs. Tulsa, 1/20/22)	3PT-FG Made 7, 2x (last vs. Tulsa, 1/20/22)
11 vs. Ashland, 12/18/21	3PT-FG Atts 11 vs. Ashland, 12/18/21
5 vs. Illinois, 11/22/21	FT Made 5, 3x (last vs. Illinois, 11/22/21)
9 vs. Tulane, 1/1/22	FT Atts 9 vs. Tulane, 1/1/22
10 vs. Tulane, 1/1/22	Rebs 10, 2x (last vs. Tulane, 1/1/22)
3, 2x (last at Wichita State, 1/16/22)	Assts 6 vs. Temple, 2/12/21
2, 2x (last vs. SMU, 1/6/22)	Stls 4 vs. SMU, 3/12/21
2, 2x (last vs. Miami, 12/1/21)	Blks 2, 2x (last vs. Miami, 12/1/21)
32 vs. Tulane, 1/1/22	Mins 37 vs. Vanderbilt (3/4/21)

MISCELLANEOUS STATISTICS

CATEGORY	2019-20	2020-21	2021-22	CAREER
Double-Figure Scoring Games	0	13	14	27
Double-Figure Rebounding Games	0	1	1	2
Double-Double Games	0	1	1	2
20-Point Scoring Games	0	1	4	5
Games Led Team in Scoring	0	7	8	15
Games Led Team in Rebounding	0	3	6	9
Games Led Team in Assists	0	2	2	4
Games With 3+ Assists	0	3	2	5
Games With 3+ Blocks	0	0	0	0
Games With 3+ Steals	0	1	0	1
Games With 3+ 3-Pointers	0	10	10	20

CAREER STATISTICS

YEAR	GP-GS	MIN-AVG	TOTAL FG-FGA	PCT	3-PTS FG-FGA	PCT	FT-FTA	PCT	OFF-DEF-TOT	AVG	PF-FO	AST	TO	BLK	STL	PTS-AVG
2019-20	18-0	123-6.8	10-30	.333	2-14	.143	13-17	.765	6-12-18	1.0	18-0	2	11	0	6	35-1.9
2020-21	23-14	656-28.5	96-210	.457	48-127	.378	30-39	.769	29-86-115	5.0	42-0	39	42	3	19	270-11.7
2021-22	19-19	485-25.5	86-215	.400	51-140	.364	30-41	.732	30-67-97	5.1	48-2	17	26	7	12	253-13.3
TOTAL	60-33	1265-21.1	192-455	.422	101-281	.359	73-97	.753	65-165-230	3.8	108-2	58	79	10	37	558-9.3



#25 HAYDEN KOVAL

CENTER • 7-1 • 220 • GRAD • PROSPER, TEXAS (UNC GREENSBORO)

- Nation's active shot-block leader (357), ranking 40th all-time
- First three-pointer of the year gave UC a 68-61 lead on Georgia with 2:05 left
- Gained 15 lbs over offseason
- Earned nickname "Slim Preacher" first through video-gamer tag in high school
- Homeschooled until attending Link Year Prep (Mo.), where teammates Jarrett Hensley and A.J. McGinnis also played
- One of nine to make Dean's List in Fall 2021, the team's highest all-time semester GPA (3.484)

2021-22 (FIFTH SEASON)

Opponent	Min	FG-FGA	3FG-FGA	FT-FTA	Off-Def-Tot	PF	A	TO	Blk	Stl	Pts
Evansville	13	2-2	0-0	0-0	0-3-3	1	0	0	3	0	4
Georgia	12	1-3	1-2	0-0	2-5-7	0	0	0	1	0	3
Alabama A&M	20	2-3	0-0	0-0	2-3-5	1	2	0	1	0	4
Presbyterian	15	1-3	0-0	3-4	1-1-2	1	1	0	2	0	5
Illinois	12	0-3	0-3	0-0	0-3-3	1	0	0	0	0	0
Arkansas	13	2-5	2-4	0-0	0-2-2	3	0	0	1	0	6
Monmouth	13	1-1	0-0	0-2	1-3-4	1	1	0	0	0	2
Miami (Ohio)	11	2-5	1-3	0-0	3-1-4	1	0	1	1	0	5
Bryant*	14	0-3	0-0	2-4	0-2-2	0	0	0	0	0	2
Xavier	10	0-0	0-0	0-0	0-2-2	1	0	0	0	0	0
Florida A&M	14	2-4	0-2	0-0	3-5-8	2	1	1	0	0	4
Ashland	15	1-1	0-0	0-0	2-3-5	1	0	0	2	0	2
Tennessee Tech	14	3-5	1-2	2-2	0-1-1	0	1	0	1	0	9
Tulane	5	0-0	0-0	0-0	0-0-0	0	0	0	1	0	0
SMU	3	0-2	0-2	0-0	0-1-1	1	0	0	0	0	0
Memphis	9	1-1	1-1	0-0	0-1-1	0	1	0	0	0	3
ECU	9	2-3	0-0	4-6	0-1-1	3	0	0	2	0	8
Wichita State	18	4-6	3-5	2-2	1-3-4	1	1	0	1	0	13
Tulsa	13	1-2	1-1	0-0	1-5-6	1	0	0	2	1	3
Temple	14	0-4	0-3	0-0	1-1-2	3	0	0	2	0	0



SEASON & CAREER STATISTICS

2021-22 SEASON	CAREER
13 at Wichita State, 1/16/22	Pts 23 at Houston Baptist, 1/2/20
4 at Wichita State, 1/16/22	FG Made 8, 4x (last at Georgetown, 11/10/19)
6 at Wichita State, 1/16/22	FG Atts 16 vs. Nicholls, 1/19/19
3 at Wichita State, 1/16/22	3PT-FG Made 4 at UCLA, 11/15/17
5 at Wichita State, 1/16/22	3PT-FG Atts 8 at UCLA, 11/15/17
4 vs. ECU, 1/12/22	FT Made 10 at Houston Baptist, 1/2/20
6 vs. ECU, 1/12/22	FT Atts 12 at Houston Baptist, 1/2/20
8 vs. Florida A&M, 12/14/21	Rebs 14 vs. Southeastern, 1/29/20
2 vs. Alabama A&M, 11/16/21	Assts 8 at Cal Baptist, 11/22/19
—	Stls 4 vs. Southeastern La., 3/14/19
3 vs. Evansville, 11/9/21	Blks 11 at Houston Baptist, 2/7/18
20 vs. Alabama A&M, 11/16/21	Mins 39 (2x, last at Houston Baptist, 1/2/20)

MISCELLANEOUS STATISTICS

CATEGORY	2018-19	2019-20	2020-21	2021-22	CAREER
Double-Figure Scoring Games	25	20	8	0	65
Double-Figure Rebounding Games	5	7	0	0	14
Double-Double Games	5	6	0	0	13
20-Point Scoring Games	3	6	0	0	10
Games Led UC in Scoring				0	0
Games Led UC in Rebounding				2	2
Games Led UC in Assists				0	0
Games With 3+ Assists	2	6	0	0	9
Games With 3+ Blocks	13	20	11	1	61
Games With 3+ Steals	1	0	0	0	1
Games With 3+ Three-Pointers	4	3	2	1	13

CAREER STATISTICS

YEAR	GP-GS	MIN-AVG	TOTAL FG-FGA	PCT	3-PTS FG-FGA	PCT	FT-FTA	PCT	REBOUNDS PCTOFF-DEF-TOT	AVG	PF-FO	AST	TO	BLK	STL	PTS-AVG
2017-18^	34-30	857-25.2	108-238	.454	34-103	.330	47-75	.627	47-134-181	5.3	105-5	29	53	105	13	297-8.7
2018-19^	33-33	954-28.9	140-293	.478	39-108	.361	93-116	.802	55-152-207	6.3	101-2	35	61	72	14	412-12.5
2019-20^	31-31	1,015-32.7	124-270	.459	31-95	.326	98-134	.731	65-170-235	7.6	94-4	45	75	95	18	377-12.2
2020-21*	30-9	587-19.6	73-156	.468	26-83	.313	39-49	.796	33-81-114	3.8	58-0	15	10	65	9	211-7.0
2021-22	20-1	247-12.4	25-56	.446	10-28	.357	13-20	.650	17-46-63	3.2	22-0	8	2	20	1	73-3.7
Totals	148-104	3662-24.7	470-1013	.464	140-417	.336	290-394	.736	217-583-800	5.4	380-10	132	201	357	55	1370-9.3

^Central Arkansas, *UNC Greensboro



#30 VIKTOR LAKHIN

FORWARD • 6-11 • 245 • RS FRESHMAN • ANAPA, RUSSIA (CSKA-2)

- Most-improved Bearcat on bench press, adding 10 reps
- Has performed standup comedy back in Russia
- AAC Freshman of the Week on Dec. 6; first Bearcat honoree since Jarron Cumberland earned it three times in 2016-17

2021-22 (FRESHMAN SEASON)

Opponent	Min	FG-FGA	3FG-FGA	FT-FTA	Off-Def-Tot	PF	A	TO	Blk	Stl	Pts
Evansville	16	3-4	0-1	1-4	1-6-7	1	0	2	1	2	7
Georgia	15	4-6	0-1	1-1	1-1-2	0	2	0	2	1	9
Alabama A&M				DNP							
Presbyterian	13	4-5	0-1	2-2	1-2-3	1	0	1	0	1	10
Illinois	15	4-7	0-0	1-2	4-4-8	2	0	0	1	1	9
Arkansas	15	2-3	0-0	0-0	0-4-4	4	0	5	2	0	4
Monmouth	14	1-4	0-0	0-0	1-4-5	0	0	0	0	0	2
Miami (Ohio)	8	2-3	0-0	0-2	3-0-3	5	0	2	0	0	4
Bryant	23	4-8	0-0	5-6	5-6-11	1	1	1	0	2	13
Xavier	17	4-8	0-2	0-2	3-3-6	3	0	0	0	0	8
Florida A&M	16	1-2	0-0	0-0	2-4-6	1	1	2	0	1	2
Ashland	9	0-0	0-0	0-0	1-1-2	2	1	0	0	1	0
Tennessee Tech	11	2-4	0-0	0-0	3-2-5	0	0	0	0	0	4
Tulane	13	3-7	0-0	2-4	1-3-4	3	0	2	0	0	8
SMU	12	3-4	0-0	1-2	0-2-2	2	0	2	1	1	7
Memphis	5	1-1	0-0	0-0	0-1-1	2	0	1	1	0	2
ECU	12	1-3	0-0	2-4	0-7-7	1	0	1	0	0	4
Wichita State				DNP							
Tulsa				DNP							
Temple	8	0-0	0-0	0-0	1-1-2	0	1	3	0	3	0



SEASON & CAREER STATISTICS

2021-22 SEASON

13 vs. Bryant, 12/5/21	Pts	13 vs. Bryant, 12/5/21
4, 5x (last at Xavier, 12/11/21)	FG Made	4, 4x (last vs. Bryant, 12/5/21)
8, 2x (last at Xavier, 12/11/21)	FG Atts	8 vs. Bryant, 12/5/21
—	3PT-FG Made	—
2 at Xavier, 12/11/21	3PT-FG Atts	2 at Xavier, 12/11/21
5 vs. Bryant, 12/5/21	FT Made	5 vs. Bryant, 12/5/21
6 vs. Bryant, 12/5/21	FT Atts	6 vs. Bryant, 12/5/21
11 vs. Bryant, 12/5/21	Rebs	11 vs. Bryant, 12/5/21
2 vs. Georgia, 11/13/21	Assts	2 vs. Georgia, 11/13/21
3 at Temple, 1/25/22	Stls	3 at Temple, 1/25/22
2, 2x (last vs. Arkansas, 11/23/21)	Blks	2, 2x (last vs. Arkansas, 11/23/21)
23 vs. Bryant, 12/5/21	Mins	23 vs. Bryant, 12/5/21

MISCELLANEOUS STATISTICS

CATEGORY	2021-22	CAREER
Double-Figure Scoring Games	2	2
Double-Figure Rebounding Games	1	1
Double-Double Games	1	1
20-Point Scoring Games	0	0
Games Led UC in Scoring	0	0
Games Led UC in Rebounding	3	3
Games Led UC in Assists	0	0
Games With 3+ Assists	0	0
Games With 3+ Blocks	0	0
Games With 3+ Steals	1	1
Games With 3+ Three-Pointers	0	0

CAREER STATISTICS

YEAR	GP-GS	MIN-AVG	TOTAL FG-FGA	PCT	3-PTERS FG-FGA	PCT	FT-FTA	PCT	REBOUNDS PCT	OFF-DEF-TOT	AVG	PF-FO	AST	TO	BLK	STL	PTS-AVG
2020-21										DNP (INJURY)							
2021-22	17-0	223-13.1	39-69	.565	0-5	.000	15-29	.517	.517	27-51-78	4.6	28-1	6	22	8	13	93-5.5
TOTALS	17-0	223-13.1	39-69	.565	0-5	.000	15-29	.517	.517	27-51-78	4.6	28-1	6	22	8	13	93-5.5



#31 SAM MARTIN

GUARD • 5-10 • 170 • GRAD STUDENT • 4L • CINCINNATI, OHIO (SUMMIT COUNTRY DAY)

- Walk-on who is team's only fifth-year member, first playing under Mick Cronin
- One of nine to make Dean's List in Fall 2021, the team's highest all-time semester GPA (3.484)

2021-22 (GRAD SEASON)

Opponent	Min	FG-FGA	3FG-FGA	FT-FTA	Off-Def-Tot	PF	A	TO	Blk	Stl	Pts
Alabama A&M	1	0-0	0-0	0-0	0-0-0	0	0	0	0	0	0
Presbyterian	2	1-1	0-0	0-0	0-0-0	0	0	0	0	1	2
Illinois	1	0-0	0-0	0-0	0-0-0	0	0	0	0	0	0
Bryant	1	0-0	0-0	0-0	0-0-0	1	0	0	0	0	0
Florida A&M	2	0-1	0-0	0-0	0-0-0	1	1	0	0	1	0
Ashland	1	0-0	0-0	0-0	0-0-0	0	0	0	0	0	0
SMU	1	0-0	0-0	0-0	0-0-0	0	0	1	0	0	0



SEASON & CAREER STATISTICS

2021-22 SEASON

2 vs. Presbyterian, 11/18/21	Pts	5 vs. Arkansas-Pine Bluff, 11/27/18
1 vs. Presbyterian, 11/18/21	FG Made	2 vs. Arkansas-Pine Bluff, 11/27/18
1 vs. Presbyterian, 11/18/21	FG Atts	2, 2x (last vs. UAPB, 11/27/18)
—	3PT-FG Made	—
—	3PT-FG Atts	1, 2x (last vs. UCF, 2/6/18)
—	FT Made	2 vs. Richmond, 11/21/17
—	FT Atts	2 vs. Richmond, 11/21/17
—	Rebs	1 vs. Temple, 1/24/18
—	Assts	2 vs. Memphis, 12/31/17
1 vs. Presbyterian, 11/18/21	Stls	1 vs. Presbyterian, 11/18/21
—	Blks	—
2, 2x (last vs. FAMU, 12/14/21)	Mins	5 vs. Arkansas-Pine Bluff, 11/27/18

MISCELLANEOUS STATISTICS

CATEGORY	2017-18	2018-19	2019-20	2020-21	CAREER
Double-Figure Scoring Games	0	0	0	0	0
Double-Figure Rebounding Games	0	0	0	0	0
Double-Double Games	0	0	0	0	0
20-Point Scoring Games	0	0	0	0	0
Games Led Team in Scoring	0	0	0	0	0
Games Led Team in Rebounding	0	0	0	0	0
Games Led Team in Assists	0	0	0	0	0
Games With 3+ Assists	0	0	0	0	0
Games With 3+ Blocks	0	0	0	0	0
Games With 3+ Steals	0	0	0	0	0
Games With 3+ Three-Pointers	0	0	0	0	0

CAREER STATISTICS

YEAR	GP-GS	MIN-AVG	TOTAL		3-PTERS		FT-FTA	REBOUNDS		Pf-Fo	AST	TO	BLK	STL	PTS-AVG
			FG-FGA	PCT	FG-FGA	PCT		PCTOFF-DEF-TOT	AVG						
2017-18	10-0	19-1.9	0-5	.000	0-2	.000	2-2	1.000	0-1-1	0.1	5-0	2	2	0	2-0.2
2018-19	6-0	13-2.2	2-2	1.000	0-0	.000	1-1	1.000	0-0-0	0.0	2-0	3	0	0	5-0.8
2019-20	2-0	2-1.0	0-0	.000	0-0	.000	0-0	.000	0-0-0	0.0	0-0	0	0	0	0-0.0
2020-21	5-1	8-1.7	0-0	.000	0-0	.000	0-0	.000	0-0-0	0.0	2-0	1	2	0	0-0.0
2021-22	7-0	9-1.2	2-3	.667	0-0	.000	0-0	.000	0-0-0	0.0	2-0	1	1	0	4-0.6
TOTAL	31-1	49-1.6	4-10	.400	0-2	.000	3-3	1.000	0-1-1	0.0	11-0	7	5	0	11-0.4



#32 JARRETT HENSLEY

FORWARD • 6-8 • 220 • SOPHOMORE • TR • MERRIAM, KAN. (UNC GREENSBORO)

• One of nine to make Dean's List in Fall 2021, the team's highest all-time semester GPA (3.484)

2021-22 (SOPHOMORE SEASON)

Opponent	Min	FG-FGA	3FG-FGA	FT-FTA	Off-Def-Tot	PF	A	TO	Blk	Stl	Pts
Evansville	7	0-0	0-0	0-0	0-1-1	1	0	1	0	0	0
Georgia	3	0-1	0-1	0-0	0-0-0	0	0	0	0	0	0
Alabama A&M	11	2-4	0-0	2-2	1-3-4	0	1	1	0	0	6
Presbyterian	10	2-2	1-1	0-0	1-3-4	0	0	0	0	1	5
Illinois	1	0-0	0-0	0-0	0-0-0	0	0	0	0	0	0
Arkansas	4	1-1	0-0	0-0	1-1-2	0	0	0	0	0	2
Monmouth	10	0-1	0-1	0-0	0-0-0	0	2	1	0	0	0
Miami (Ohio)	3	0-0	0-0	0-2	0-1-1	0	0	0	0	0	0
Bryant	10	0-3	0-0	1-2	0-1-1	3	0	0	0	0	1
Xavier	9	1-2	0-0	0-0	0-0-0	1	0	1	0	1	2
Florida A&M	11	2-3	0-1	0-0	1-0-1	1	1	0	0	0	4
Ashland	11	1-4	0-2	2-2	0-1-1	1	0	1	1	1	4
Tennessee Tech	10	2-2	0-0	0-0	0-1-1	0	0	0	0	0	4
Tulane	3	0-1	0-0	0-0	1-0-1	0	0	0	0	0	0
SMU	2	0-0	0-0	0-0	0-1-1	0	0	0	0	0	0
Memphis	3	0-1	0-1	0-0	0-0-0	0	0	0	0	0	0
ECU	6	2-2	1-1	0-0	0-1-1	1	0	1	0	0	5
Wichita State	6	0-1	0-1	1-2	1-0-1	0	0	0	0	0	1
Tulsa	19	1-5	0-3	0-0	2-4-6	2	0	1	2	0	2
Temple	6	0-0	0-0	0-0	1-0-1	1	0	0	0	0	0



SEASON & CAREER STATISTICS

2021-22 SEASON

6 vs. Alabama A&M, 11/16/21	Pts	12 at Chattanooga, 1/23/21
2, 5x (last vs. ECU, 1/12/22)	FG Made	5 at Chattanooga, 1/23/21
5 vs. Tulsa, 1/20/22	FG Atts	7 vs. VMI, 1/30/21
1 vs. Presbyterian, 11/18/21	3PT-FG Made	2 at Chattanooga, 1/23/21
3 vs. Tulsa, 1/20/22	3PT-FG Atts	5 vs. VMI, 1/30/21
2, 2x (last vs. Ashland, 12/18/21)	FT Made	4 at Furman, 2/8/21
2, 4x (last vs. Ashland, 12/18/21)	FT Atts	5 at Furman, 2/8/21
6 vs. Tulsa, 1/20/22	Rebs	6 vs. Tulsa, 1/20/22
1 vs. Alabama A&M, 11/16/21	Assts	1, 6x (last vs. Alabama A&M, 11/16/21)
1 vs. Presbyterian, 11/18/21	Stls	1, 6x (last vs. Presbyterian, 11/18/21)
2 vs. Tulsa, 1/20/22	Blks	2 vs. Tulsa, 1/20/22
19 vs. Tulsa, 1/20/22	Mins	19 vs. Tulsa, 1/20/22

MISCELLANEOUS STATISTICS

CATEGORY	2020-21	2021-22	CAREER
Double-Figure Scoring Games	1	0	1
Double-Figure Rebounding Games	0	0	0
Double-Double Games	0	0	0
20-Point Scoring Games	0	0	0
Games Led Team in Scoring	0	0	0
Games Led Team in Rebounding	0	0	0
Games Led Team in Assists	0	0	0
Games With 3+ Assists	0	0	0
Games With 3+ Blocks	0	0	0
Games With 3+ Steals	0	0	0
Games With 3+ Three-Pointers	0	0	0

CAREER STATISTICS

YEAR	GP-GS	MIN-AVG	TOTAL FG-FGA	PCT	3-PTERS FG-FGA	PCT	FT-FTA	PCT	OFF-DEF-TOT	AVG	PF-FO	AST	TO	BLK	STL	PTS-AVG
2020-21*	29-0	198-6.8	17-49	.347	5-28	.179	13-18	.722	5-22-27	1.0	10-0	5	8	7	5	52-1.9
2021-22	20-0	147-7.3	14-33	.424	2-12	.167	6-10	.600	9-18-27	1.4	11-0	4	7	3	3	36-1.8
TOTALS	49-0	345-7.0	31-82	.378	7-40	.175	19-28	.679	14-40-54	1.1	21-0	9	15	10	8	88-1.8

*UNC Greensboro



#33 ODY OGUAMA

FORWARD • 6-9 • 225 • JUNIOR • TR • RALEIGH, N.C. (WAKE FOREST)

- Major energy boost off the bench in the paint
- Three blocks against Wichita State were most since 2019-20 (Davidson, Xavier, N.C. State)
- One of nine to make Dean's List in Fall 2021, the team's highest all-time semester GPA (3.484)

2021-22 (JUNIOR SEASON)

Opponent	Min	FG-FGA	3FG-FGA	FT-FTA	Off-Def-Tot	PF	A	TO	Blk	Stl	Pts
Evansville	16	3-5	0-0	1-2	3-0-3	0	0	1	0	1	7
Georgia	12	2-4	0-0	1-2	3-2-5	1	0	0	0	0	5
Alabama A&M	17	5-6	0-0	3-4	4-4-8	5	1	1	0	0	13
Presbyterian	16	2-2	0-0	4-5	1-3-4	0	1	0	1	1	8
Illinois	12	1-2	0-0	0-0	0-0-0	3	2	0	1	0	2
Arkansas	17	2-4	0-0	0-0	4-6-10	4	0	0	0	0	4
Monmouth	16	4-5	0-0	1-4	2-4-6	0	0	0	1	1	9
Miami (Ohio)	7	0-1	0-0	0-0	1-1-2	1	0	0	0	0	0
Bryant	21	3-5	0-0	0-0	0-4-4	3	1	0	1	3	6
Xavier	7	0-1	0-0	2-2	1-0-1	5	0	1	0	0	2
Florida A&M	18	2-5	0-0	5-6	5-3-8	2	1	0	0	0	9
Ashland	13	0-1	0-0	2-2	0-5-5	2	0	0	0	0	2
Tennessee Tech	18	1-4	0-0	2-2	3-2-5	2	0	2	0	1	4
Tulane	10	1-1	0-0	3-3	1-2-3	2	0	0	0	0	5
SMU	21	1-3	0-0	0-0	2-8-10	0	0	2	0	0	2
Memphis	17	4-4	0-0	0-0	1-2-3	2	1	1	0	0	8
ECU	12	2-5	0-0	0-0	1-0-1	3	0	2	0	0	4
Wichita State	10	0-2	0-1	0-0	0-4-4	3	1	0	3	0	0
Tulsa	17	1-3	0-0	0-0	4-3-7	1	1	3	2	1	2
Temple	9	1-4	0-0	0-0	2-0-2	1	1	0	0	0	2



SEASON & CAREER STATISTICS

2021-22 Season		Career
13 vs. Alabama A&M, 11/16/21	Pts	16 vs. Boston College, 1/19/20
5 vs. Alabama A&M, 11/16/21	FG Made	6 at Notre Dame, 2/2/21
6 vs. Alabama A&M, 11/16/21	FG Atts	12 at Notre Dame, 2/2/21
0	3PT-FG Made	0
0	3PT-FG Atts	0
5 vs. Florida A&M, 12/14/21	FT Made	5, 2x (last vs. FAMU, 12/14/21)
6 vs. Florida A&M, 12/14/21	FT Atts	8 vs. Boston College, 1/19/20
10, 2x (last vs. SMU, 1/6/22)	Rebs	12 vs. Miami, 1/30/21
2 vs. Illinois, 11/22/21	Assts	2, 2x (last vs. Illinois, 11/22/21)
3 vs. Bryant, 12/5/21	Stls	3 vs. Bryant, 12/5/21
3 at Wichita State, 1/16/22	Blks	3, 4x (last at Wichita State, 1/16/22)
21, 2x (last vs. SMU, 1/6/22)	Mins	30 at Florida State, 2/13/21

MISCELLANEOUS STATISTICS

CATEGORY	2019-20	2020-21	2021-22	CAREER
Double-Figure Scoring Games	2	6	1	9
Double-Figure Rebounding Games	1	3	2	6
Double-Double Games	1	1	0	2
20-Point Scoring Games	0	0	0	0
Games Led UC in Scoring			0	0
Games Led UC in Rebounding			6	6
Games Led UC in Assists			1	1
Games With 3+ Assists	0	0	0	0
Games With 3+ Blocks	3	0	1	4
Games With 3+ Steals	0	0	1	1
Games With 3+ 3-Pointers	0	0	0	0

CAREER STATISTICS

YEAR	GP-GS	MIN-AVG	TOTAL FG-FGA	PCT	3-PTERS FG-FGA	PCT	FT-FTA	PCTOFF-DEF-TOT	AVG	PF-FO	AST	TO	BLK	STL	PTS-AVG
2019-20*	31-24	461-14.9	31-57	.544	0-0	.000	29-43	.674	47-73-120	3.9	84-3	3	25	24	91-2.9
2020-21*	20-18	440-22.0	53-114	.465	0-0	.000	45-67	.672	47-61-108	5.4	55-2	8	25	7	151-7.6
2021-22	20-0	284-14.2	35-67	.522	0-1	.000	24-32	.750	38-53-91	4.6	40-2	10	13	10	94-4.7
TOTALS	71-42	1186-16.7	119-238	.500	0-1	.000	98-142	.690	132-187-319	4.5	179-7	21	63	41	336-4.7

*Wake Forest



#43 ROB BANKS

FORWARD • 6-5 • 210 • JUNIOR • BRACKNELL, ENGLAND (GOULD ACADEMY)

- Walk-on who was honored with scholarship after last season
- Missed start of this season due to lower-body injury in preseason
- One of nine to make Dean's List in Fall 2021, the team's highest all-time semester GPA (3.484)



SEASON & CAREER STATISTICS

2020-21 SEASON		CAREER
0	Pts	0
0	FG Made	0
3 at Temple, 2/4/21	FG Atts	3 at Temple, 2/4/21
0	3PT-FG Made	0
1 at Temple, 2/4/21	3PT-FG Atts	1 at Temple, 2/4/21
0	FT Made	0
0	FT Atts	0
2 vs. Houston, 3/14/21	Rebs	2 vs. Houston, 3/14/21
1, 2x (last vs. Houston, 3/14/21)	Assts	1, 2x (last vs. Houston, 3/14/21)
1, 3x (last vs. Houston, 3/14/21)	Stls	1, 3x (last vs. Houston, 3/14/21)
0	Blks	0
10 at Temple, 2/4/21	Mins	10 at Temple, 2/4/21

MISCELLANEOUS STATISTICS

CATEGORY	2019-20	2020-21	CAREER
Double-Figure Scoring Games	0	0	0
Double-Figure Rebounding Games	0	0	0
Double-Double Games	0	0	0
20-Point Scoring Games	0	0	0
Games Led Team in Scoring	0	0	0
Games Led Team in Rebounding	0	0	0
Games Led Team in Assists	0	0	0
Games With 3+ Assists	0	0	0
Games With 3+ Blocks	0	0	0
Games With 3+ Steals	0	0	0
Games With 3+ Three-Pointers	0	0	0

CAREER STATISTICS

YEAR	GP-GS	MIN-AVG	TOTAL		3-PTERS		FT-FTA	REBOUNDS		PF-FO	AST	TO	BLK	STL	PTS-AVG
			FG-FGA	PCT	FG-FGA	PCT		PCTOFF-DEF-TOT	AVG						
2019-20	3-0	3-1.0	0-0	.000	0-0	.000	0-0	.000	0-0-0	0.0	1-0	0	0	0	0-0.0
2020-21	8-1	38-4.7	0-5	.000	0-1	.000	0-0	.000	1-2-3	0.4	4	2	1	0	0-0.0
TOTAL	11-1	41-3.7	0-5	.000	0-1	.000	0-0	.000	1-2-3	0.3	5	2	1	0	0-0.0



#45 MASON MADSEN

GUARD • 6-4 • 190 • SOPHOMORE • 1L • ROCHESTER, MINN. (MAYO SENIOR HS)

- Highest vertical on the team at 44 inches
- Made first-career start against Monmouth
- Twin brother, Gabe, played freshman year at Cincinnati and is now at Utah
- Lived in China for a year in elementary school while his parents, both teachers, took a sabbatical
- One of nine to make Dean's List in Fall 2021, the team's highest all-time semester GPA (3.484)
- Team has won all five games in which he connected on three-plus triples

2021-22 (SOPHOMORE SEASON)

Opponent	Min	FG-FGA	3FG-FGA	FT-FTA	Off-Def-Tot	PF	A	TO	Blk	Stl	Pts
Evansville	16	3-9	3-8	0-0	0-5-5	0	1	0	1	0	9
Georgia	14	2-5	1-3	2-2	0-3-3	3	0	2	0	1	7
Alabama A&M	17	0-5	0-4	0-0	0-2-2	2	4	1	2	0	0
Presbyterian	18	1-5	1-3	0-0	0-1-1	2	5	0	0	1	3
Illinois	12	1-1	0-0	0-0	0-0-0	0	1	1	0	0	2
Arkansas	10	1-1	0-0	0-0	0-0-0	1	0	0	0	0	2
Monmouth*	24	3-10	1-7	0-0	0-1-1	3	0	1	0	0	7
Miami (Ohio)	7	0-2	0-1	0-0	0-0-0	0	0	1	0	0	0
Bryant	14	2-2	0-0	0-2	0-0-0	1	1	2	0	1	4
Xavier	10	0-0	0-0	0-0	0-1-1	1	1	0	0	0	0
Florida A&M				DNP							
Ashland				DNP							
Tennessee Tech				DNP							
Tulane	1	0-0	0-0	1-2	0-0-0	0	0	0	0	0	0
SMU	11	2-5	1-3	0-0	0-0-0	1	0	1	0	1	5
Memphis	9	0-3	0-1	0-0	0-1-1	0	0	0	0	0	0
ECU	9	3-4	3-4	0-0	0-1-1	1	0	2	0	2	9
Wichita State	5	1-2	0-1	0-0	0-0-0	0	0	1	0	0	2
Tulsa	14	5-6	4-5	0-0	0-3-3	2	0	0	0	1	14
Temple	9	3-6	2-5	0-0	0-3-3	2	0	0	0	1	8



SEASON & CAREER STATISTICS

2021-22 SEASON	CAREER
14 vs. Tulsa, 1/20/22	Pts 19 at East Carolina, 3/7/21
5 vs. Tulsa, 1/20/22	FG Made 6 at East Carolina, 3/7/21
6 vs. Tulsa, 1/20/22	FG Atts 11 at East Carolina, 3/7/21
4 vs. Tulsa, 1/20/22	3PT-FG Made 5 at East Carolina, 3/7/21
5 vs. Tulsa, 1/20/22	3PT-FG Atts 9, 3x (last at East Carolina, 3/7/21)
2 vs. Georgia, 11/13/21	FT Made 5 vs. Temple, 2/12/21
2, 3x (last vs. Tulane, 1/1/22)	FT Atts 7 vs. Temple, 2/12/21
5 vs. Evansville, 11/9/21	Rebs 6, 2x (last at East Carolina, 3/7/21)
5 vs. Presbyterian, 11/18/21	Assts 5 vs. Presbyterian, 11/18/21
2 vs. ECU, 1/12/22	Stls 3 vs. Vanderbilt, 3/5/21
1 vs. Evansville, 11/9/21	Blks 1, 4x (last vs. Evansville, 11/9/21)
24 vs. Monmouth, 11/27/21	Mins 33 vs. Vanderbilt, 3/5/21

MISCELLANEOUS STATISTICS

CATEGORY	2020-21	2021-22	CAREER
Double-Figure Scoring Games	3	1	4
Double-Figure Rebounding Games	0	0	0
Double-Double Games	0	0	0
20-Point Scoring Games	0	0	0
Games Led Team in Scoring	0	0	0
Games Led Team in Rebounding	0	0	0
Games Led Team in Assists	0	1	1
Games With 3+ Assists	3	2	5
Games With 3+ Blocks	0	0	0
Games With 3+ Steals	1	0	1
Games With 3+ Three-Pointers	2	3	5

CAREER STATISTICS

YEAR	GP-GS	MIN-AVG	TOTAL FG-FGA PCT	3-PTERS FG-FGA PCT	FT-FTA	REBOUNDS PCTOFF-DEF-TOT AVG	PF-FO	AST	TO	BLK	STL	PTS-AVG
2020-21	15-0	294-19.6	32-82 .390	19-59 .322	14-22	.636 3-42-45 3.0	26-0	17	15	3	9	97-6.5
2021-22	17-1	202-11.9	27-66 .409	16-45 .356	3-6	.500 0-21-21 1.2	19-0	13	13	3	8	73-4.3
TOTALS	32-1	496-15.5	59-148 .399	35-104 .337	17-28	.607 3-63-66 2.1	45-0	30	28	6	17	170-5.3

THE POLLS

ASSOCIATED PRESS POLL (Week 12)			USA TODAY COACHES POLL (Week 12)		
Rk.	Team	Pts.	Rk.	Team	Pts.
1.	Auburn (45)	1504	1.	Gonzaga (18)	784
2.	Gonzaga (15)	1475	2.	Auburn (13)	777
3.	Arizona (1)	1381	3.	Arizona (1)	724
4.	Baylor	1335	4.	Baylor	690
5.	Kansas	1281	5.	Kansas	667
6.	Purdue	1119	6.	Purdue	589
7.	Houston	1116	7.	Duke	567
	UCLA	1116	8.	UCLA	551
9.	Duke	1017	9.	Houston	538
10.	Michigan State	979	10.	Michigan State	501
11.	Wisconsin	894	11.	Wisconsin	466
12.	Kentucky	822	12.	Villanova	423
13.	Texas Tech	766	13.	Kentucky	400
14.	Villanova	713	14.	Texas Tech	396
15.	USC	711	15.	USC	333
16.	Ohio State	584	16.	Ohio State	311
17.	Providence	542	17.	Providence	293
18.	Tennessee	419	18.	LSU	171
19.	LSU	399	19.	UConn	165
20.	UConn	269	20.	Tennessee	154
21.	Xavier	269	21.	Illinois	139
22.	Marquette	177	22.	Colorado State	126
23.	Iowa State	167	23.	Xavier	107
24.	Illinois	155	24.	Iowa State	99
25.	Davidson	132	25.	Texas	73

OTHERS RECEIVING VOTES:
BYU 120, Alabama 77, Texas 61, Colorado State 57, Florida State 50, Loyola Chicago 21, Oregon 19, Wake Forest 12, Murray State 10, Indiana 10, Iowa 8, TCU 6, Miami 4, Saint Mary's 3, Boise State 3, Florida 3, Wyoming 2, Seton Hall 1, Iona 1

OTHERS RECEIVING VOTES:
Alabama 53, Marquette 44, BYU 36, Seton Hall 32, Davidson 30, Miami 22, Loyola Chicago 21, Oregon 18, Florida State 18, Indiana 17, Boise State 14, Texas A&M 12, TCU 10, Wake Forest 9, Iowa 8, Murray State 5, San Francisco 3, Saint Mary's 2, Wyoming 1, UAB 1

CINCINNATI AGAINST RANKED TEAMS

OPPONENT	SCORE	DATE
at (21) Xavier	L, 76-89	12/2/17
vs. (5) Florida	L, 60-66	12/9/17
(19) Wichita State	L, 72-76	2/18/18
at (11) Wichita State	W, 62-61	3/4/18
vs. (21) Houston (AAC)	W, 56-55	3/11/18
vs. (24) Nevada (NCAA)	L, 73-75	3/18/18
at (18) Mississippi State	L, 59-70	12/15/18
at (12) Houston	L, 58-65	2/10/19
at (25) UCF	L, 55-58	3/7/19
(12) Houston	L, 69-85	3/10/19
vs. (11) Houston (AAC)	W, 69-57	3/17/19
at (18) Ohio State	L, 56-64	11/6/19
(21) Tennessee	W, 78-66	12/18/19
at (22) Memphis	L, 49-60	1/16/20
(21) Houston	W, 64-62	2/1/20
at (25) Houston	L, 55-68	3/1/20
at (12) Tennessee	L, 56-65	12/12/20
at (6) Houston	L, 52-90	2/21/21
vs. (7) Houston (AAC)	L, 54-91	3/14/21
vs. (14) Illinois	W, 71-51	11/22/21
vs. (12) Arkansas	L, 67-73	11/23/21

Overall: 141-214
Top-10 Opponents: 47-115
Vs. Ranked Teams in Fifth Third Arena: 33-28

AMERICAN ATHLETIC CONFERENCE

2020-21 STANDINGS				
TEAM	AAC	PCT.OVERALL	PCT.	
Wichita State	11-2	.846	16-6	.727
Houston	14-3	.824	28-4	.875
Memphis	11-4	.733	20-8	.714
SMU	7-4	.636	11-6	.647
Cincinnati	8-6	.571	12-11	.522
UCF	8-10	.444	11-12	.478
Tulsa	7-9	.438	11-12	.478
USF	4-10	.286	9-13	.409
Temple	4-10	.286	5-11	.313
Tulane	4-12	.250	10-13	.435
East Carolina	2-10	.167	8-11	.421

2020-21 AAC TOURNAMENT

FIRST ROUND - Thursday, March 11
(8) South Florida 73, (9) Temple 71
(10) Tulane 77, (7) Tulsa 70
(6) UCF 72, (11) East Carolina 62

QUARTERFINALS - Friday, March 12
(1) Wichita State 68, (8) South Florida 67
(5) Cincinnati 74, (4) SMU 71
(2) Houston 77, (10) Tulane 52
(3) Memphis 70, (6) UCF 62

SEMIFINALS - Saturday, March 13
(5) Cincinnati 60, (1) Wichita State 59
(2) Houston 76, (3) Memphis 64

CHAMPIONSHIP - Sunday, March 14
(2) Houston 91, (5) Cincinnati 54

2021-22 PRESEASON STANDINGS

2021-22 American Athletic Conference Preseason Poll and Honors

1.	Houston (8)	98
2.	Memphis (3)	92
3.	SMU	77
4.	Wichita State	76
5.	UCF	66
6.	Cincinnati	52
7.	Tulsa	43
8.	Temple	37
T9.	South Florida	25
T9.	Tulane	25
11.	East Carolina	14

Preseason Player of the Year
Tyson Etienne, Wichita State

Preseason Rookie of the Year
Jalen Duren, Memphis

Preseason All-Conference First Team
Marcus Sasser, Jr., G, Houston
Jalen Duren, Fr., C, Memphis
Landers Nolley II, R-Jr., G, Memphis
Kendric Davis, Sr., G, SMU*
Tyson Etienne, So., G, Wichita State*

Preseason All-Conference Second Team
Brandon Mahan, Gr., G, UCF
Emoni Bates, Fr., F, Memphis
Deandre Williams, Sr., F, Memphis
Jeremiah Davenport, Jr., G, Cincinnati
Jaylen Forbes, So., G, Tulane

*unanimous selection

CINCINNATI IN THE AMERICAN
2021-22 STATISTICS

TEAM			
CATEGORY	STAT	AAC	NCAA
Scoring Offense	71.3	6	—
Scoring Defense	62.6	2	34
Scoring Margin	8.7	3	—
Free-Throw Pct.	66.5	8	—
Field Goal Pct.	41.8	7	—
FG Pct. Defense	37.6	2	9
3-FG Pct.	32.5	8	—
3-FG Pct. Defense	30.4	5	—
Offensive Rebounds	11.8	5	—
Defensive Rebounds	26.8	2	—
Rebound Margin	+1.9	6	—
Blocked Shots	4.6	5	—
Assists	14.4	4	—
Steals	6.3	10	—
Turnover Margin	2.7	4	—
Assist/T0 Ratio	1.37	2	31
Turnovers Per Game	10.5	1	19
3-FG Made	8.2	4	—
* NCAA rankings list if in Top 50 only			

INDIVIDUAL			
CATEGORY	STAT	AAC	NCAA
Assist-Turnover Ratio			
Mika Adams-Woods	4.24	1	1
Mike Saunders Jr.	2.17	3	72
Made Three-Point Field Goals			
Jeremiah Davenport	51	2	68
Three-Point Field Goal Attempts			
Jeremiah Davenport	140	1	46
Three-Point Field Goal Percentage			
Jeremiah Davenport	36.4	5	89
Total Blocks			
Abdul Ado	31	2	68

Top Three-Point Shooting Games

24	Oakland	12-5-98
18	ULM	12-20-01
17	Wofford	11-21-06
16	Tulsa	1-20-22
16	Memphis	1-9-22
16	Chicago State	12-23-11
15	Tulsa	2-25-18
7 tied at 14		

AAC Weekly Honors

D6	Viktor Lakhin	FOTW
D20	Jeremiah Davenport	HR
D27	Mike Saunders Jr.	HR
J3	Jeremiah Davenport	HR
J10	David DeJulius	HR
J17	David DeJulius	HR
J24	Jeremiah Davenport	HR

THE LAST TIME...

TEAM

100 POINTS

By UC

105 vs. Arkansas-Pine Bluff, 11/27/18

By Opponent

104 by UConn (40T), 3/11/16

90 POINTS

By UC

90 vs. Tulsa, 1/20/22

By Opponent

91 by Bowling Green, 11/24/19

30-PLUS POINT WIN

By UC

34 (79-45) vs. Presbyterian, 11/18/21

By Opponent

38 (90-52) at Houston, 2/21/21

60 PERCENT SHOOTING

By UC

.641 vs. Arkansas-Pine Bluff,

11/27/18

By Opponent

.674 vs. Pittsburgh, 2/14/09

50 PERCENT SHOOTING

By UC

.508 vs Tulane, 2/26/21

By Opponent

.510 by Vanderbilt, 3/4/21

20 ASSISTS

By UC

20 vs. SMU, 1/6/22

By Opponent

24 by Houston, 3/14/21

10 STEALS

By UC

10 vs. Presbyterian, 11/18/21

By Opponent

11 by Tulane, 2/7/21

10 BLOCKS

By UC

11 at UConn, 2/9/20

By Opponent

11 by UConn, 2/9/20

50 REBOUNDS

By UC

53 vs. Alabama A&M, 11/15/19

By Opponent

50 by Temple, 1/25/22

CINCINNATI PLAYED A RANKED OPPONENT

67-73 vs. No. 12 Arkansas, 11/23/21

UC Win

71-51 vs. No. 14 Illinois, 11/22/21

OVERTIME GAME

70-67 at East Carolina, 2/16/20

UC Win

70-67 at East Carolina, 2/16/20

DOUBLE OVERTIME GAME

89-87 (20T) vs. UCF, 2/19/20

UC Win

72-70 (20T) vs. Georgetown, 3/8/12

TRIPLE OVERTIME GAME

104-97 (40T) vs. UConn, 3/11/16

UC Win

75-73 (70T*) vs. Bradley, 12/21/81

* - NCAA record.

INDIVIDUAL 40-POINT GAME

By UC

41, Steve Logan vs.

Southern Miss, 2/15/02

By Opponent

40, Trevon Bluiett, Xavier, 1/26/17

30-POINT GAME

By UC

30, Keith Williams at USF, 3/3/20

By Opponent

35, Vance Jackson, ECU, 1/12/22

20 REBOUNDS BY A PLAYER

By UC

21 by Trevon Scott vs. UCF, 2/19/20

By Opponent

four times

15 REBOUNDS BY A PLAYER

By UC

19, Trevon Scott vs. Memphis,

2/13/20

By Opponent

15, Greg Monroe, vs. Georgetown,

3/6/10

TWO PLAYERS WITH 20 OR MORE POINTS IN SAME GAME

By UC

Jeremiah Davenport (24), David

DeJulius (20) vs. Tulsa, 1/20/22

By Opponent

Daniel Hamilton (32), Jalen Adams

(22), UConn, 3/11/16

TWO PLAYERS WITH 10 OR MORE REBOUNDS IN SAME GAME

By UC

Trevon Scott (11), Keith Williams (11)

vs. East Carolina, 1/19/20

By Opponent

Ben Moore (11), Sterling Brown (11),

SMU, 1/12/17

THREE PLAYERS WITH 10 OR MORE REBOUNDS IN SAME GAME

By UC

Gary Clark (10), Kyle Washington (10)

& Troy Caupain (10) at Iowa State,

12/1/16

10 ASSISTS BY A PLAYER

By UC

12, David DeJulius at SMU, 1/7/21

By Opponent

10, DeAndre Williams vs. Memphis,

2/28/21

FIVE STEALS BY A PLAYER

By UC

5, Chris McNeal vs. Iowa, 12/21/19

By Opponent

6, Tony Johnson Jr., vs. UCF,

2/19/20

FIVE BLOCKED SHOTS BY A PLAYER

By UC

5, Abdul Ado vs. Presbyterian,

11/18/21

By Opponent

5, Tacko Fall, vs. UCF, 2/21/19

DOUBLE-DOUBLE BY A UC PLAYER

Jeremiah Davenport (19 points, 10

rebounds) vs. Tulane, 1/1/22

DOUBLE-DOUBLES BY TWO UC PLAYERS

Trevon Scott (15 pts, 10 rebs) &

Nysier Brooks (12 pts, 10 rebs) vs.

Milwaukee, 11/16/18

DOUBLE-DOUBLES BY THREE UC PLAYERS

Troy Caupain (37 pts, 10 rebs), Oc-

tavius Ellis (13 pts, 10 rebs) & Gary

Clark (12 pts, 12 rebs) vs. UConn,

3/11/16

TRIPLE-DOUBLE BY A UC PLAYER

Eric Hicks (22 pts., 12 rebs., 10 blks.)

vs. Marquette, 1/7/06

UC PLAYER LED TEAM IN POINTS, REBOUNDS & ASSISTS

Jeremiah Davenport (19 points,

10 rebounds, 3 assists) vs. Tulane,

1/1/22

A PLAYER WON A GAME IN THE FINAL SECONDS

By UC

Trevon Scott's tip-in with 2.8 sec-

onds left, UC defeats Temple 64-63,

3/7/20

By Opponent

Roosevelt Jones layup with 0.1 left,

Butler defeats UC 78-76, 12/2/15

FOUR PLAYERS SCORED IN DOUBLE FIGURES

Jeremiah Davenport (24), David De-

Julius (20), Mika Adams-Woods (14),

Mason Madsen (14), Mike Saunders

Jr. (11) vs. Tulsa, 1/20/22

FIVE PLAYERS SCORED IN DOUBLE FIGURES

Jeremiah Davenport (24), David De-

Julius (20), Mika Adams-Woods (14),

Mason Madsen (14), Mike Saunders

Jr. (11) vs. Tulsa, 1/20/22

SIX PLAYERS SCORED IN DOUBLE FIGURES

Trevon Scott (25), Jarron Cumber-

land (15), Mika Adams-Woods (14),

Keith Williams (11), Jaevin Cumber-

land (10), vs. Memphis, 2/13/20

SEVEN PLAYERS SCORED IN DOUBLE FIGURES

Kevin Johnson (18), Jacob Evans

(17), Justin Jenifer (13), Kyle Wash-

ington (12), Jarron Cumberland (11),

Troy Caupain (10), Tre Scott (10) vs.

Fairleigh Dickinson, 12/17/16

EIGHT PLAYERS SCORED IN DOUBLE FIGURES

Farad Cobb (15), Shaq Thomas (14),

Kevin Johnson (14), Coreontae

DeBerry (12), Justin Jenifer (11),

Quadri Moore (10), Jacob Evans (10),

Ocatvius Ellis (10) vs. Robert Morris,

11/15/15

OVERTIME RECORDS

UC'S OVERALL RECORD

62-58

1 OT Games	53-46
2 OT Games	8-9
3 OT Games	0-1
4 OT Games	0-2
7 OT Games	1-0

RECORDS IN OVERTIME GAMES

Home	31-18	.633
Schmidlapp Gym	3-4	.429
Schmidt Fieldhouse	0-1	.000
Music Hall	0-1	.000
Armory Fieldhouse	5-4	.556
Cincinnati Gardens	3-2	.600
U.S. Bank Arena	3-1	.750
Fifth Third Arena	16-5	.762
Away	19-31	.380
Neutral	12-9	.571

Current Streak: Lost 1

Longest Winning Streak: 5 (Tay Baker - 1966-67)

Longest Losing Streak: 4 (Bob Ruess, 1943 - John

Weithe, 1950)

• Cincinnati's seven overtime games in 2019-20 were

a school record (previous record was six during the

1966-67 season), AAC record and are one shy of the

NCAA record of eight overtime games set by Western

Kentucky (1978), Portland (1984) and Valparaiso (1993).

• Cincinnati's four consecutive overtime games from

Feb. 9, 2020 through Feb. 19, 2020 tied the NCAA

record set by Jacksonville (1982), Illinois State (1985)

and Dayton (1988).

• On Dec. 21, 1981 UC & Bradley played an NCAA-record

70T game (UC won, 75-73)

• Cincinnati has been involved in two of the five NCAA

tournament championship games to go into overtime.

The Bearcats defeated Ohio State, 70-65, in 1961, but

lost to Loyola (Ill.), 60-58, in 1963.

• In 1966-67, Cincinnati played six overtime games,

winning five. The Bearcats were 5-0 at home in over-

time games that season, an NCAA record.

UC COACHES IN OVERTIME GAMES

COACH (YEARS)	NO.	RECORD	PCT.
Mick Cronin (2006-2019)	27	15-12	.556
Bob Huggins (1989-2005)	25	14-11	.560
Tay Baker (1965-72)	9	7-2	.778
Ed Jucker (1960-65)	9	4-5	.444
Ed Badger (1978-83)	8	3-5	.375
John Brannen (2019-Present)	7	4-3	.571
Tony Yates (1983-89)	7	2-5	.286
John Wiethe (1946-52)	5	1-4	.200
George Smith (1952-60)	4	3-1	.750
Gale Catlett (1972-78)	4	2-2	.500
Frank Rice (1928-32)	4	1-3	.250
Boyd Chambers (1918-28)	3	3-0	1.000
Clark Ballard (1939-42)	2	2-0	1.000
Andy Kennedy (2005-06)	2	1-1	.250
Tay Brown (1933-37)	2	0-2	.000
John Halliday (1932-33)	1	0-1	.000
Bob Reuss (1942-44)	1	0-1	.000

SPECIALTY STATISTICS

OPPONENT	RESULT	OFF TO	IN PAINT	2ND CHANCE	FAST BREAK	BENCH
Evansville	W, 65-43	17/5	32/10	7/0	13/1	36/14
Georgia	W, 73-68	19/9	48/38	14/5	14/2	28/12
Alabama A&M	W, 89-66	21/19	28/28	17/20	14/10	40/11
Presbyterian	W, 79-45	26/7	38/18	11/6	19/3	42/11
vs. Illinois	W, 71-51	13/12	28/22	16/8	10/0	33/18
vs. Arkansas	L, 67-73	13/14	28/28	4/14	6/8	27/20
Monmouth	L, 59-61	11/4	28/22	9/5	11/13	19/9
at Miami (Ohio)	W, 59-58	9/17	20/30	20/17	5/6	12/4
Bryant	W, 73-58	14/13	32/24	9/17	24/6	39/23
at Xavier	L, 63-83	10/13	22/34	9/16	2/8	20/56
Florida A&M	W, 77-50	26/6	36/24	14/14	18/11	38/10
Ashland	W, 71-57	21/9	20/30	10/5	7/0	16/11
Tennessee Tech	W, 76-67	16/11	38/34	16/4	12/14	41/23
Tulane	L, 60-88	6/11	26/14	10/5	5/2	14/14
SMU	W, 77-60	20/11	16/22	14/12	17/12	19/26
at Memphis	L, 80-87	19/8	24/42	7/22	21/16	17/45
East Carolina	W, 79-71	20/14	32/24	9/9	17/8	32/18
at Wichita State	W, 61-57	9/2	12/32	8/11	5/6	19/12
Tulsa	W, 90-69	21/18	24/42	4/4	25/9	32/21
at Temple	L, 58-61	13/4	20/28	9/6	10/12	11/6

SCORING FORMAT: CINCINNATI/OPPONENT

UC'S RECORD WHEN

	2021-22
Overall	14-6
Home games	11-2
Away games	2-3
Neutral site games	1-1
Conference games	4-3
vs. Top 25 teams	1-1
Overtime games	0-0
Lead at halftime	13-3
Trail at halftime	1-3
Tied at halftime	0-0
Lead with 10:00 left	12-2
Trail with 10:00 left	2-4
Tied with 10:00 left	0-0
Lead with 5:00 left	13-1
Trail with 5:00 left	0-5
Tied with 5:00 left	1-0
Lead with 2:00 left	14-3
Trail with 2:00 left	0-3
Tied with 2:00 left	0-0
Shoot better FG%	11-1
Shoot worse FG%	3-5
Shoot 50%-plus	0-0
Shoot below 50%	14-6
Opponent shoots 50%-plus	0-0
Opponent shoots below 50%	14-5
Opponent shoots below 40%	11-3
Make 7 or fewer 3FGs	7-4
Make 8 or more 3FGs	7-2
Shoot more FTs than opponent	8-2
Opponent shoots more FTs	5-4
Outrebounds opponent	11-1
Opponent outrebounds UC	2-5
Same number of rebounds	1-0
Fewer turnovers than opponent	11-3
More turnovers than opponent	2-2
Commits same turnovers as opponent	1-1
Commits 12 or fewer turnovers	13-5
Outscores opponent bench	11-3
1-3 point games	1-2
4-5 point games	2-0
6-10 point games	2-3
11-19 point games	3-0
20-plus point games	6-1
Scores 59 or fewer points	1-2
Scores 60-69 points	2-3
Scores 70-79 points	9-0
Scores 80 or more points	2-1
Holds opponent to 50 or fewer points	3-0
Holds opponent to 51-60 points	6-0
Holds opponent to 61-70 points	4-3
Opponent scores 70-79 points	1-1
Opponent scores 80-plus points	0-2
November	5-2
December	5-1
January	4-3
February	0-0
March	0-0
Monday	1-0
Tuesday	4-2
Wednesday	2-0
Thursday	2-0
Friday	0-0
Saturday	2-3
Sunday	2-1
After a win	8-5
After a loss	4-1

2021-22 BOX SCORES

Cincinnati 65, Evansville 43

Cincinnati 73, Georgia 68



Official Basketball Box Score - Final
Evansville at Cincinnati
11/09/21 Fifth Third Arena, Cincinnati, Ohio
Cincinnati vs. Evansville

Game Time: 7:00 PM
Game Duration: 1:57



Official Basketball Box Score - Final
Georgia at Cincinnati
11/13/21 Fifth Third Arena, Cincinnati, Ohio
Cincinnati vs. Georgia

Game Time: 7:00 PM
Game Duration: 1:57
Attendance: 10,672

Officials: Sean Cassidy, Devryn Page, Michael Wallace

Officials: Terry Wymer, Owen Shortt, Will Howard

Record: 0-1												
NO. Name	Min	FG M-A	3P M-A	FT M-A	Rebounds OR DR TOT	Fouls PF FD	TP	AS	TO	ST	Blocks BS BA	+/-
10 Evan Kuhlman	F 32:01	4-12	3-9	0-0	0 6 6	1 2	11	1	1	0	0 0	-14
31 Iylen Enaruna	F 13:40	0-5	0-2	0-0	0 0 0	3 1	0	1	1	1	0 0	-5
3 Jawaun Newton	G 22:30	2-4	0-2	1-2	1 4 5	4 2	5	1	2	1	0 0	-6
5 Shamir Givance	G 30:10	2-9	0-2	3-7	0 4 4	1 6	7	5	3	1	0 1	-8
30 Noah Froderking	G 32:26	2-5	2-3	0-0	1 7 8	1 1	6	0	1	2	0 1	-9
13 Blaise Beauchamp	24:38	3-10	1-6	4-5	0 4 4	1 5	11	0	1	0	1 0	-23
34 Antoine Smith Jr.	28:37	1-4	1-2	0-0	0 2 2	3 0	3	0	2	0	0 1	-13
24 Preston Phillips	09:26	0-5	0-0	0-0	3 0 3	0 0	0	0	0	0	0 2	-17
00 Gage Bobe	05:13	0-0	0-0	0-0	0 0 0	0 0	0	0	1	0	0 0	-10
2 Blake Sisley	01:19	0-0	0-0	0-0	0 0 0	0 0	0	0	0	0	0 0	-5
Team					1 1 2		0	3				
Totals		14-54	7-26	8-14	6 28 34	14 17	43	8	15	5	1 6	-22

Shooting By Period			
1st FG%	7-27	25.9%	
3PT%	4-14	28.6%	
FT%	4-6	66.7%	
2nd FG%	7-27	25.9%	
3PT%	3-12	25.0%	
FT%	4-8	50%	
GM FG%	14-54	25.9%	
3PT%	7-26	26.9%	
FT%	8-14	57.1%	
Dead Ball Rebounds: 5, 0			

Record: 1-1												
NO. Name	Min	FG M-A	3P M-A	FT M-A	Rebounds OR DR TOT	Fouls PF FD	TP	AS	TO	ST	Blocks BS BA	+/-
0 Jallyn Ingram	F 33:23	5-8	1-3	2-2	0 2 2	1 1	13	4	1	1	1 0	-7
23 Braelyn Bridges	F 31:59	11-15	0-0	2-4	4 4 8	2 2	24	0	2	1	0 1	-4
10 Aaron Cook	G 30:00	3-8	1-1	3-6	0 1 1	3 3	10	10	5	0	0 1	-7
20 Nash Baumann	G 18:27	3-5	3-4	0-0	0 0 0	2 0	8	1	1	0	0 0	3
3 Kario Oquendo	26:11	0-3	0-0	0-0	0 3 3	2 0	0	0	2	0	0 2	-5
5 Christian Wright	13:50	1-5	0-1	0-0	0 1 1	1 0	2	2	0	1	2 1	2
11 Jaxon Etter	19:18	1-5	1-2	0-0	0 3 3	4 1	3	1	2	0	0 0	-6
1 Jabri Abdur-Rahim	18:02	1-4	0-2	2-2	0 3 3	2 2	4	0	0	0	2 0	-7
15 Dalen Ridginal	06:14	1-1	1-1	0-0	0 5 5	1 0	3	0	0	0	0 0	3
4 Tyron McMillan	02:36	0-0	0-0	0-0	0 0 0	0 0	0	0	0	0	0 0	3
Team					1 4 5		0	0				
Totals		26-54	7-14	9-14	5 26 31	18 9	68	18	13	3	5 5	-5

Shooting By Period			
1st FG%	12-25	48.0%	
3PT%	2-5	40.0%	
FT%	0-2	0%	
2nd FG%	14-29	48.3%	
3PT%	5-9	55.6%	
FT%	9-12	75%	
GM FG%	26-54	48.1%	
3PT%	7-14	50.0%	
FT%	9-14	64.3%	
Dead Ball Rebounds: 4, 1			

Record: 1-0												
NO. Name	Min	FG M-A	3P M-A	FT M-A	Rebounds OR DR TOT	Fouls PF FD	TP	AS	TO	ST	Blocks BS BA	+/-
00 Abdul Ado	F 11:08	0-2	0-0	1-2	1 0 1	2 2	1	0	0	0	0 0	4
5 David DeJulius	G 24:38	4-9	0-2	1-2	0 7 7	3 3	9	7	2	1	0 0	5
15 John Newman III	G 23:58	2-6	0-1	0-0	1 1 3	0 4	0	0	0	0	0 0	16
23 Mika Adams-Woods	G 26:58	1-4	0-2	2-2	0 1 1	2 1	4	4	0	1	0 1	7
24 Jeremiah Davenport	G 24:15	3-8	3-8	2-2	1 7 8	0 3	11	0	2	0	1 0	24
33 Ody Oguama	15:48	3-5	0-0	1-2	3 0 3	0 1	7	0	1	0	1 0	3
3 Mike Saunders Jr.	17:24	3-5	0-0	0-3	1 1 4	2 6	2	1	1	0	0 0	12
30 Viktor Lakhin	15:32	3-4	0-1	1-4	1 6 7	1 2	7	0	2	2	1 0	-3
45 Mason Madsen	16:15	3-9	3-8	0-0	0 5 5	0 0	9	1	0	0	1 0	23
25 Hayden Koval	13:17	2-2	0-0	0-0	0 3 3	1 0	4	0	0	0	2 0	16
32 Jarrett Hensley	06:49	0-0	0-0	0-0	0 1 1	1 0	0	0	1	0	0 0	-1
2 A.J. McGinnis	03:58	1-1	1-1	0-0	0 1 1	0 0	3	0	0	0	0 0	4
Team					0 2 2		0	0				
Totals		25-55	7-23	8-17	6 35 41	17 14	65	14	9	5	6 1	22

Shooting By Period			
1st FG%	12-27	44.4%	
3PT%	5-12	41.7%	
FT%	2-8	25%	
2nd FG%	13-28	46.4%	
3PT%	2-11	18.2%	
FT%	6-9	66.7%	
GM FG%	25-55	45.5%	
3PT%	7-23	30.4%	
FT%	8-17	47.1%	
Dead Ball Rebounds: 5, 0			

Record: 2-0												
NO. Name	Min	FG M-A	3P M-A	FT M-A	Rebounds OR DR TOT	Fouls PF FD	TP	AS	TO	ST	Blocks BS BA	+/-
00 Abdul Ado	F 15:14	2-2	0-0	0-0	1 1 2	1 0	4	2	2	1	1 0	6
5 David DeJulius	G 25:35	3-11	1-2	3-5	0 1 1	0 4	10	0	0	1	0 1	-6
15 John Newman III	G 26:51	4-11	0-3	1-2	4 2 6	1 3	9	0	0	1	0 0	3
23 Mika Adams-Woods	G 28:20	4-10	1-4	2-2	0 2 2	1 1	11	5	1	0	1 1	9
24 Jeremiah Davenport	G 26:12	4-8	0-3	3-4	4 3 7	1 4	11	2	1	1	0 1	-2
3 Mike Saunders Jr.	22:17	2-9	0-1	0-2	0 2 2	1 3	4	4	1	2	0 2	5
33 Ody Oguama	12:04	2-4	0-0	1-2	3 2 5	1 1	5	0	0	0	0 0	0
30 Viktor Lakhin	14:36	4-6	0-1	1-1	1 1 2	0 1	9	2	0	1	2 0	6
45 Mason Madsen	13:36	2-5	1-3	2-2	0 3 3	3 1	7	0	2	1	0 0	3
25 Hayden Koval	11:54	1-3	1-2	0-0	2 5 7	0 0	3	0	0	0	1 0	0
32 Jarrett Hensley	03:21	0-1	0-1	0-0	0 0 0	0 0	0	0	0	0	0 0	1
Team					2 1 3		0	0				
Totals		28-70	4-20	13-20	17 23 40	9 18	73	15	7	8	5 5	5

Shooting By Period			
1st FG%	15-37	40.5%	
3PT%	2-10	20.0%	
FT%	3-5	60%	
2nd FG%	13-33	39.4%	
3PT%	2-10	20.0%	
FT%	10-15	66.7%	
GM FG%	28-70	40.0%	
3PT%	4-20	20.0%	
FT%	13-20	65.0%	
Dead Ball Rebounds: 5, 1			

EVA		CIN	
Biggest lead	3 (1st 13:24)	22 (2nd 0:39)	
Best Scoring Run	8 (2nd 2:18)	12 (1st 4:00)	
Lead Changes	3		
Times Tied	5		
Time with Lead	04:05	30:42	

Points from Turnovers			
EVA	5	17	
CIN	10	32	
Second Chance			
EVA	0	7	
CIN	1	13	
Fast Breaks			
EVA	14	36	
CIN	31	65	

UGA		CIN	
Biggest lead	9 (1st 15:33)	16 (2nd 12:52)	
Best Scoring Run	9 (1st 15:33)	17 (1st 3:11)	
Lead Changes	1		
Times Tied	1		
Time with Lead	12:36	25:58	

Points from Turnovers			
UGA	9	19	
CIN	38	48	
Second Chance			
UGA	5	14	
CIN	2	14	
Fast Breaks			
UGA	12	28	
CIN	35	78	

Cincinnati 89, Alabama A&M 66

Cincinnati 79, Presbyterian 45



Official Basketball Box Score - Final
Alabama A&M at Cincinnati
11/16/21 Fifth Third Arena, Cincinnati, Ohio
Cincinnati vs. Alabama A&M

Game Time: 7:00 PM
Game Duration: 2:01
Attendance: 9,816



Official Basketball Box Score - Final
Presbyterian at Cincinnati
11/18/21 Fifth Third Arena, Cincinnati, Ohio
Cincinnati vs. Presbyterian

Game Time: 7:00 PM
Game Duration: 2:05
Attendance: 9,794

Officials: Olanide Pool, Gerald Williams, James Breeding

Officials: K.B. Burdett, Randy Heimerman, Tony Chiazza

Record: 1-2												
NO. Name	Min	FG M-A	3P M-A	FT M-A	Rebounds OR DR TOT	Fouls PF FD	TP	AS	TO	ST	Blocks BS BA	+/-
5 Jalen Johnson	F 34:04	11-17	0-0	8-9	3 4 7	3 7	30	1	1	1	1 0	-12
34 EJ Williams	C 26:27	0-5	0-0	3-5	0 3 3	4 4	3	2	2	0	1 1	-13
3 Cameron Tucker	G 33:52	3-8	0-1	0-0	0 0 0	1 3	6	4	3	1	0 1	-19
10 Garret Hicks	G 30:05	3-12	1-5	4-4	1 4 5	2 3	11	3	3	3	0 1	-9
15 Dalin Smith	G 18:42	2-9	1-2	0-0	1 2 3	5 0	5	0	1	0	0 0	-25
4 Jabiri Smith	13:47	1-3	1-2	0-0	0 2 2	1 3	0	0	0	0	0 0	-16
24 Eric Lee	28:27	3-5	0-0	2-3	2 4 6	3 3	8	1	0	4	0 0	0
0 DJ Fairley	05:33	0-2	0-0	0-0	0 0 0	0 0	0	0	1	0	0 1	-8
12 Brandon Powell	05:00	0-1	0-0	0-0	0 0 0	1 0	0	0	0	0	0 0	-10
13 Alec Hickman	02:29	0-0	0-0	0-0	0 0 0	0 0	0	0	0	0	0 0	0
11 Abba Lawal	01:34	0-0	0-0	0-0	0 0 0	1 0	0	0	1	0	0 0	-3
Team					3 2 5		0	0				
Totals		23-62	3-10	17-21	10 21 31	21 20	66	11	12	9	2 4	-23

Shooting By Period		
--------------------	--	--

2021-22 BOX SCORES

Cincinnati 71, Illinois 51

Arkansas 73, Cincinnati 67



Official Basketball Box Score - Final
Illinois at Cincinnati
 11/22/21 T-Mobile Center, Kansas City
 2021-22 Men's Basketball

Game Time: 5:31 PM
 Game Duration: 2:08

Officials: Gary Maxwell, Jeb Hartness, Paul Szele

Record: 2-2												
NO. Name	Min	FG M-A	3P M-A	FT	Rebounds OR DR TOT	Fouls PF FD	TP	AS	TO	ST	Blocks BS BA	+/-
3 Jacob Grandison	F 15:11	0-3	0-1	1-2	1 1 2	3 0	1	1	1	0	0	-7
33 Coleman Hawkins	F 22:33	1-4	0-2	0-0	1 0 1	4 1	1	1	1	2	1	-14
21 Kofi Cockburn	C 27:39	7-13	0-0	4-4	2 5 7	1 5	18	0	3	1	1	-22
1 Trent Frazier	G 33:12	0-9	0-5	0-0	0 1 1	2 0	0	2	1	1	0	-20
5 Andre Curbelo	G 23:29	4-12	1-4	3-3	0 2 2	3 3	12	5	1	0	0	-11
11 Alfonso Plummer	18:59	2-6	2-5	0-0	2 0 2	1 0	6	0	0	0	0	-6
4 Omar Payne	05:25	0-1	0-0	1-2	0 1 1	1 2	1	0	0	0	0	1
20 DaMonte Williams	27:17	0-2	0-2	2-2	3 7 10	1 3	2	0	1	2	0	-13
15 RJ Melendez	05:36	1-2	0-1	0-2	0 3 3	0 1	2	0	0	0	0	3
13 Benjamin Bosmans-Verdonk	06:03	1-2	0-0	0-0	2 0 2	0 0	2	0	0	0	0	1
22 Austin Hutcherson	10:03	0-2	0-1	5-6	2 0 2	0 3	5	0	0	1	1	-10
0 Brandon Podziemski	02:47	0-1	0-1	0-0	0 0 0	0 0	0	1	0	0	0	-3
2 Connor Serven	00:53	0-0	0-0	0-0	0 0 0	0 0	0	0	0	0	0	1
12 Brandon Lieb	00:53	0-0	0-0	0-0	0 0 0	0 0	0	0	0	0	0	1
Team					1 2 3		0	2				
Totals		16-57	3-22	16-21	14 22 36	16 18	51	10	14	8	3	5 -20

Shooting By Period		
1 st FG%	11-31	35.5%
3PT%	2-11	18.2%
FT%	7-9	77.8%
2 nd FG%	5-26	19.2%
3PT%	1-11	9.1%
FT%	9-12	75%
GM FG%	16-57	28.1%
3PT%	3-22	13.6%
FT%	16-21	76.2%

Dead Ball Rebounds: 5, 0

Technical Fouls: Curbelo 1st 3:30

Record: 5-0												
NO. Name	Min	FG M-A	3P M-A	FT	Rebounds OR DR TOT	Fouls PF FD	TP	AS	TO	ST	Blocks BS BA	+/-
00 Abdul Ado	F 18:00	2-2	0-0	0-0	3 2 5	5 0	4	1	2	3	1	0
5 David DeJulius	G 27:28	3-9	1-4	0-0	1 2 3	0 0	7	0	1	2	0	16
15 John Newman III	G 25:18	1-5	0-1	0-0	0 3 3	3 1	2	0	0	2	0	14
23 Mika Adams-Woods	G 29:16	2-11	0-4	2-2	1 2 3	3 1	6	2	2	1	0	16
24 Jeremiah Davenport	G 22:08	5-12	4-8	5-6	3 4 7	0 2	19	0	2	0	0	11
3 Mike Saunders Jr.	23:57	5-6	1-1	9-10	0 4 4	2 6	20	0	0	1	0	15
33 Ody Oguama	12:19	1-2	0-0	0-0	0 0 0	3 1	2	2	0	0	1	6
30 Viktor Lakhin	15:22	4-7	0-0	1-2	4 4 8	2 4	9	0	0	1	1	2
45 Mason Madsen	11:58	1-1	0-0	0-0	0 0 0	0 0	2	1	1	0	0	5
25 Hayden Koval	11:35	0-3	0-3	0-0	0 3 3	1 0	0	0	0	0	0	0
11 C.J. Anthony	00:53	0-0	0-0	0-0	0 0 0	0 0	0	0	0	0	0	-1
31 Sam Martin	00:53	0-0	0-0	0-0	0 0 0	0 0	0	0	0	0	0	-1
32 Jarrett Hensley	00:53	0-0	0-0	0-0	0 0 0	0 0	0	0	0	0	0	-1
Team					1 3 4		0	1				
Totals		24-58	6-21	17-20	13 27 40	19 15	71	6	11	8	5	3 -21

Technical Fouls: Saunders Jr. 1st 4:11

Illini		Cincy
Biggest lead	15 (1 st 13:33)	23 (2 nd 6:51)
Best Scoring Run	10 (1 st 13:33)	10 (2 nd 13:37)
Lead Changes	3	
Times Tied	1	
Time with Lead	16:54	22:02

Points from Turnovers		Illini	Cincy
Turnovers		12	13
Paint		22	28
Second Chance		8	16
Fast Breaks		0	10
Bench		18	33

	1st	2nd	TOT
Illini	31	20	51
Cincy	34	37	71



Official Basketball Box Score - Final
Cincinnati at Arkansas
 11/23/21 T-Mobile Center, Kansas City
 2021-22 Men's Basketball

Game Time: 8:30 PM
 Game Duration: 2:02

Officials: Simmons, Rolland, Scaiz

Record: 5-1												
NO. Name	Min	FG M-A	3P M-A	FT	Rebounds OR DR TOT	Fouls PF FD	TP	AS	TO	ST	Blocks BS BA	+/-
00 Abdul Ado	F 13:02	1-3	0-0	2-2	1 3 4	2 1	4	0	0	0	2	-6
5 David DeJulius	G 30:41	8-16	2-8	6-6	0 0 0	2 7	24	1	3	1	0	-8
15 John Newman III	G 29:59	2-7	2-4	1-3	0 5 5	3 2	7	1	0	0	0	-5
23 Mika Adams-Woods	G 17:32	2-8	1-4	0-0	0 3 3	3 1	5	1	0	0	0	-15
24 Jeremiah Davenport	G 22:16	0-4	0-2	0-0	0 1 1	3 0	0	0	2	0	0	-15
3 Mike Saunders Jr.	27:37	3-7	1-2	2-2	0 1 1	3 2	9	5	4	0	0	-4
33 Ody Oguama	16:37	2-4	0-0	0-0	4 6 10	4 1	4	0	0	0	0	-8
45 Mason Madsen	10:01	1-1	0-0	0-0	0 0 0	0 0	1	0	2	0	0	-6
30 Viktor Lakhin	14:58	2-3	0-0	0-0	0 4 4	4 1	4	0	5	0	2	10
25 Hayden Koval	13:07	2-5	2-4	0-0	0 2 2	3 0	6	0	0	0	1	7
32 Jarrett Hensley	04:10	1-1	0-0	0-0	1 1 2	0 0	2	0	0	0	0	5
Team					0 0 0		0	0				
Totals		24-59	8-24	11-13	6 26 32	28 15	67	8	14	1	5	3 -5

Shooting By Period		
1 st FG%	11-32	34.4%
3PT%	4-14	28.6%
FT%	6-6	100%
2 nd FG%	13-27	48.1%
3PT%	4-10	40.0%
FT%	7-9	77.8%
GM FG%	24-59	40.7%
3PT%	8-24	33.3%
FT%	11-13	84.6%

Dead Ball Rebounds: 2, 1

Record: 5-0												
NO. Name	Min	FG M-A	3P M-A	FT	Rebounds OR DR TOT	Fouls PF FD	TP	AS	TO	ST	Blocks BS BA	+/-
10 Jaylin Williams	F 35:10	1-3	0-2	3-6	3 8 11	3 9	5	4	3	2	0	0
23 Connor Vancouver	F 16:57	4-8	0-1	0-0	1 5 6	1 1	8	0	0	0	1	4
1 JD Notae	G 38:33	4-17	2-7	3-4	1 3 4	2 4	13	1	2	2	1	0
4 Davonte Davis	G 25:22	3-12	0-2	2-2	2 3 5	3 1	8	3	3	0	0	8
5 AurDese Toney	G 36:57	6-9	0-0	7-8	6 3 9	2 5	19	1	1	0	0	4
3 Trey Wade	03:29	0-0	0-0	1-2	1 2 3	0 0	1	1	0	0	0	-2
11 Chris Lykes	31:13	3-12	1-4	1-0	1 0 1	3 7	15	3	0	0	0	1
0 Stanley Umude	08:16	2-5	0-1	0-0	0 1 1	0 0	4	0	1	1	0	1
20 Kamari Johnson	04:03	0-0	0-0	0-0	2 0 2	1 0	0	0	1	0	1	-5
Team					1 3 4		0	0				
Totals		23-66	3-17	24-32	16 28 46	15 28	73	12	11	6	3	5 6

Technical Fouls: NONE

Cincy		RBacks
Biggest lead	4 (1 st 1:20)	6 (1 st 14:43)
Best Scoring Run	6 (2 nd 8:56)	9 (2 nd 10:15)
Lead Changes	14	
Times Tied	11	
Time with Lead	16:51	18:18

Points from Turnovers		Cincy	RBacks
Turnovers		13	14
Paint		28	28
Second Chance		4	14
Fast Breaks		6	8
Bench		27	20

Period by Period Scoring			
	1st	2nd	TOT
Cincy	30	37	67
RBacks	26	47	73

Monmouth 61, Cincinnati 59

Cincinnati 59, Miami (OH) 58



Official Basketball Box Score - Final
Monmouth at Cincinnati
 11/27/21 Fifth Third Arena, Cincinnati
 2021-22 Men's Basketball

Game Time: 2:00 PM
 Game Duration: 2:03
 Attendance: 8,962

Officials: Joe Lindsay, Rob Rourke, Garrick Shannon

Record: 5-1												
NO. Name	Min	FG M-A	3P M-A	FT	Rebounds OR DR TOT	Fouls PF FD	TP	AS	TO	ST	Blocks BS BA	+/-
4 Walker Miller	F 25:57	5-11	1-2	2-2	0 4 4	4 1	13	1	2	0	0	-10
21 Nikkei Rutty	F 31:25	0-1	0-0	1-2	4 4 8	4 1	1	1	2	3	1	-12
5 George Papas	G 36:13	2-9	2-8	0-0	0 4 4	3 1	6	5	1	2	0	-4
13 Marcus McClary	G 35:06	7-14	2-2	2-4	1 5 6	0 3	18	3	2	0	0	-1
33 Shavar Reynolds	G 16:53	6-7	2-2	0-0	1 1 1	4 1	14	0	2	0	0	5
25 Samuel Chaput	15:15	0-0	0-0	0-0	0 1 1	0 0	0	3	1	0	0	1
0 Myles Foster	18:39	3-6	0-1	0-0	1 2 3	3 1	6	0	2	0	0	1
20 Tahron Allen	08:00	1-3	1-1	0-0	1 1 2	0 0	0	0	1	0	0	-5
24 Myles Ruth	12:32	0-2	0-0	0-0	0 2 2	1 1	0	2	0	0	0	1
Team					1 6 7		0	2				
Totals		24-53	8-16	5-8	8 30 38	19 9	61	15	15	5	1	6 -2

Shooting By Period		
1 st FG%	11-29	37.9%
3PT%	4-8	50.0%
FT%	2-4	50%
2 nd FG%	13-24	54.2%
3PT%	4-8	50.0%
FT%	3-4	75%
GM FG%	24-53	45.3%
3PT%	8-16	50.0%
FT%	5-8	62.5%

Dead Ball Rebounds: 0, 0

Technical Fouls: NONE

Cincinnati - 59				Record: 5-2													
NO.	Name	Min	FG	3P	FT	Rebounds	Fouls	TP	AS	TO	ST	Blocks	+/-				
			M-A	M-A	M-A	OR	DR	TOT	PF	FD		BS	BA				
00	Abdul Ado	F 13:11	1-1	0-0	1-2	4	1	5	0	3	3	0	1	0	2	0	-9
5	David DeJulius	G 30:22	5-10	1-4	2-2	0	3	3	1	1	13	2	0	0	0	0	-4
23	Mika Adams-Woods	G 31:15	5-12	1-6	2-2	1	2	3	1	13	5	0	3	0	0	0	-1
24	Jeremiah Davenport	G 27:31	2-10	0-4	0-0	3	3	6	1	2	1	0	0	0	0	0	-1
45	Mason Madsen	E 23:37	3-10	1-7	0-0	0	1	1	3	0	7	0	1	0	0	0	-1
5	Mike Saunders Jr.	D 20:14	1-7	1-4	3-4	1	2	3	1	5	6	1	1	0	0	1	-9
30	Viktor Lakhin	A 14:09	1-4	0-0	0-0	1	4	5	0	1	2	0	0	0	0	0	0
33	Ody Oguma	B 16:12	4-5	0-0	1-4	2	4	6	0	2	9	0	0	1	1	0	5
32	Jarrett Hensley	L 10:23	0-1	0-1	0-0	0	0	0	0	0	0	2	1	0	0	0	4
25	Hayden Koval	L 13:06	1-1	0-0	0-2	1	3	4	1	2	2	1	0	0	0	0	5
Team						0	2	2			0	0					
Totals			23-61	4-28	5-20	13	23	36	9	19	59	12	5	5	6	1	-2

2021-22 BOX SCORES

Cincinnati 76, Tennessee Tech 67



Official Basketball Box Score - Final
Tennessee Tech at Cincinnati
12/21/21 Fifth Third Arena, Cincinnati, Ohio
Cincinnati vs. Tennessee Tech

Game Time: 7:00 PM
Game Duration: 1:51
Attendance: 10,028

Officials: Steven Anderson, Patrick Evans, Landon Brandes

Tennessee Tech - 67

Record: 3-10

NO. Name	Min	FG	3P	FT	Rebounds	Fouls	TP	AS	TO	ST	Blocks	+/
2 Daniel Ramsey	23:50	3-7	0-0	2-2	1 3 4	1 1	8	1	0	0	1	-1
13 Kenny White Jr.	26:09	4-6	2-3	0-0	2 2 0	0 10	2	3	1	0	0	-1
14 Mamoudou Diarra	25:39	4-9	3-7	4-5	0 4 4	3 2	15	1	2	0	0	-1
1 Dante Wood	20:30	3-4	0-0	1-2	0 3 3	1 1	7	1	2	0	0	-12
3 Keishawn Davidson	28:39	2-7	0-2	0-1	0 2 2	1 2	4	5	2	0	0	-8
12 Amadou Sylla	14:47	2-4	0-0	0-0	1 1 1	3 1	4	0	1	1	0	-8
33 Shandon Goldman	14:21	2-3	1-2	0-0	1 2 3	1 1	5	0	0	1	0	-8
4 Jr. Clay	26:06	3-9	1-3	1-2	1 3 4	4 3	8	4	1	3	0	-7
50 John Pettway	13:15	2-4	0-0	0-0	0 1 1	1 0	4	3	3	0	0	-5
23 Austin Harvell	02:47	0-0	0-0	0-0	0 0 0	0 0	0	1	0	0	1	0
11 Dane Quest	03:57	1-1	0-0	0-0	0 1 0	0 0	2	0	0	0	0	5
Team					2 4 6		0					
Totals		26-54	7-17	8-12	5 26 31	15 11	67	18	16	6	3	-9

Technical Fouls: NONE

Shooting By Period	1st FG%	2nd FG%	3rd FG%	GM FG%
1st FG%	12.28	42.9%		
2nd FG%	14.26	53.8%		
3rd FG%	5.9	55.6%		
GM FG%	26.54	48.1%		
FT%	8-12	66.7%		
FT%	8-12	66.7%		
Dead Ball Rebounds:	3	0		



Official Basketball Box Score - Final
Tulane at Cincinnati
01/01/22 FedExForum, Cincinnati
2021-22 Men's Basketball

Game Time: 7:00 PM
Game Duration: 2:05
Attendance: 7,922

Officials: Tony Greene, Joe Lindsay, Mike Nance

Tulane - 68

Record: 5-6 (2-0)

NO. Name	Min	FG	3P	FT	Rebounds	Fouls	TP	AS	TO	ST	Blocks	+/
24 Kevin Cross	24:41	2-7	0-1	7-7	2 6 8	5 5	11	4	1	0	2	9
1 Sion James	36:49	2-7	0-1	0-0	0 9 9	1 2	4	2	2	1	0	7
3 Jalen Cook	34:58	6-14	3-5	5-7	0 0 0	1 5	20	3	0	0	1	5
22 Scott Spencer	17:51	2-4	2-4	0-0	0 0 0	3 0	6	0	1	0	0	-11
25 Jaylen Forbes	34:20	4-10	2-5	3-5	1 3 4	4 3	13	0	2	2	0	-2
23 R.J. McGee	22:30	2-4	1-1	0-0	0 3 3	3 0	5	0	1	1	0	0
2 Jadon Coleman	05:24	1-2	1-2	1-3	1 1 2	0 1	4	0	0	0	0	12
15 Quentin Scott	13:36	1-3	0-0	0-1	0 1 1	2 2	2	1	1	0	0	2
20 DeVon Baker	08:08	1-3	1-2	0-0	0 3 3	0 0	3	1	0	0	0	3
4 Nobal Days	01:43	0-0	0-0	0-0	1 1 2	0 1	0	0	0	0	0	-3
Team					1 1 2		0					
Totals		21-54	10-21	16-23	6 28 34	19 19	68	11	10	4	0	3

Technical Fouls: NONE

Shooting By Period	1st FG%	2nd FG%	3rd FG%	GM FG%
1st FG%	16.26	57.1%		
2nd FG%	13.31	41.9%		
3rd FG%	1.7	14.3%		
GM FG%	21.54	38.9%		
FT%	10-21	47.6%		
FT%	16-23	69.6%		
Dead Ball Rebounds:	2	2		

Cincinnati - 76

Record: 10-3

NO. Name	Min	FG	3P	FT	Rebounds	Fouls	TP	AS	TO	ST	Blocks	+/
00 Abdul Ado	16:44	1-2	0-0	0-0	1 3 4	0 0	2	2	0	1	0	4
5 David DeJulius	26:50	1-8	0-4	0-0	0 4 4	0 1	2	2	1	1	0	9
15 John Newman III	22:55	4-6	1-2	0-1	1 3 4	1 2	9	3	3	1	0	0
23 Mika Adams-Woods	26:31	4-9	3-6	0-0	0 1 1	3 2	11	4	0	2	0	0
24 Jeremiah Davenport	20:39	5-13	0-5	1-2	4 3 7	4 1	11	2	1	2	0	-3
33 Ody Oguama	17:33	1-4	0-0	2-2	3 2 5	2 3	4	0	2	1	0	1
3 Mike Saunders Jr.	23:31	6-10	1-3	2-2	0 2 2	2 4	15	1	1	1	0	18
25 Hayden Koval	14:12	3-5	1-2	2-2	0 1 1	0 1	9	1	0	0	1	20
32 Jarrett Hensley	10:07	2-2	0-0	0-0	0 1 1	0 1	4	0	0	0	0	5
2 A.J. McGinnis	10:06	2-7	1-6	0-0	0 1 1	0 0	5	1	0	0	0	-6
30 Viktor Lakhin	10:52	2-4	0-0	0-0	3 2 5	0 0	4	0	0	0	0	-3
Team					1 0 1		0					
Totals		31-70	7-28	7-9	13 23 36	12 15	76	16	9	8	2	3

Technical Fouls: Adams-Woods 2nd 2:07

Biggest lead	TTU	CIN
0 (1st 20:00)	15 (2nd 5:20)	
Best Scoring Run	6 (2nd 10:07)	8 (2nd 6:45)
Lead Changes	0	
Times Tied	1	
Time with Lead	00:00	38:21

Points from Turnovers	TTU	CIN
Paint	34	38
Second Chance	4	16
Fast Breaks	14	12
Bench	23	41

Shooting By Period	1st FG%	2nd FG%	3rd FG%	GM FG%
1st FG%	14.35	40.0%		
2nd FG%	17.35	48.6%		
3rd FG%	3-13	23.1%		
GM FG%	31.70	44.3%		
FT%	7-9	77.8%		
FT%	7-9	77.8%		
Dead Ball Rebounds:	2	1		

Cincinnati - 60

Record: 10-4 (0-1)

NO. Name	Min	FG	3P	FT	Rebounds	Fouls	TP	AS	TO	ST	Blocks	+/
00 Abdul Ado	19:52	2-2	0-0	1-6	3 4 7	4 3	5	0	1	0	2	0
5 David DeJulius	29:28	3-12	1-5	0-0	0 6 6	3 0	7	1	1	2	0	-10
15 John Newman III	32:08	3-8	0-2	0-0	1 5 6	3 1	6	3	0	0	0	9
23 Mika Adams-Woods	29:53	3-8	1-4	2-2	0 1 1	1 1	9	2	1	2	0	-1
24 Jeremiah Davenport	31:36	6-13	3-9	4-9	3 7 10	2 5	19	3	3	0	0	5
3 Mike Saunders Jr.	21:44	0-7	0-4	0-0	2 2 2	1 1	0	1	1	0	0	-8
33 Ody Oguama	10:14	1-1	0-0	3-3	1 2 3	2 3	5	0	0	0	0	-8
30 Viktor Lakhin	13:16	3-7	0-0	2-4	1 3 4	3 3	8	0	2	0	0	-9
32 Jarrett Hensley	02:37	0-1	0-0	0-0	1 0 1	0 1	0	0	0	0	0	-2
25 Hayden Koval	04:35	0-0	0-0	0-0	0 0 0	0 0	0	0	0	0	1	0
2 A.J. McGinnis	03:20	0-1	0-1	0-0	0 0 0	0 0	0	0	1	0	0	-11
45 Mason Madsen	01:17	0-0	0-0	1-2	0 0 0	0 1	1	0	0	0	0	-2
Team					2 1 3		0					
Totals		21-60	5-25	13-26	12 31 43	19 19	60	10	10	4	3	0

Technical Fouls: NONE

Biggest lead	TLN	CIN
26 (1st 1:40)	5 (1st 19:27)	
Best Scoring Run	13 (1st 14:34)	13 (2nd 13:48)
Lead Changes	1	
Times Tied	1	
Time with Lead	35:32	02:57

Points from Turnovers	TLN	CIN
Paint	11	6
Second Chance	5	10
Fast Breaks	2	5
Bench	14	14

Cincinnati 77, SMU 60



Official Basketball Box Score - Final
SMU at Cincinnati
01/06/22 Fifth Third Arena, Cincinnati, Ohio
Cincinnati vs. SMU

Game Time: 9:30 PM
Game Duration: 2:06
Attendance: 7,978

Officials: Anthony Jordan, Patrick Evans, James Breeding

SMU - 60

Record: 11-4 (2-1)

NO. Name	Min	FG	3P	FT	Rebounds	Fouls	TP	AS	TO	ST	Blocks	+/
22 Isiah Jasey	10:17	0-1	0-0	1-4	2 1 3	2 3	1	1	1	0	0	-14
2 Jalen Smith	13:52	1-5	1-5	0-0	0 0 0	0 0	3	0	0	0	0	-5
3 Kendrick Davis	34:28	6-18	3-8	1-1	0 4 4	0 2	16	1	1	1	0	-17
5 Emmanuel Bandoimel	36:13	5-14	3-8	0-0	1 4 5	1 1	13	1	2	0	1	-20
10 Zach Nutall	15:51	0-4	0-2	1-2	1 4 5	2 2	1	0	1	0	0	-17
23 Michael Weathers	27:30	3-9	1-2	4-4	3 5 8	3 2	11	3	3	4	1	0
25 Tristan Clark	20:38	1-1	0-0	2-2	1 2 3	1 2	4	0	0	1	1	-12
50 Marcus Weathers	27:03	2-8	0-2	3-6	4 3 7	2 4	7	4	1	0	0	-1
1 Zhuric Phelps	07:11	0-3	0-0	0-0	1 0 1	0 0	0	0	0	0	0	4
33 Franklin Aguanne	06:57	2-3	0-0	0-0	2 1 3	0 0	4	0	1	0	0	5
Team					1 0 1		0					
Totals		20-65	8-27	12-19	16 24 40	11 16	60	10	12	6	2	-17

Technical Fouls: NONE

Shooting By Period	1st FG%	2nd FG%	3rd FG%	GM FG%
1st FG%	9.29	31.0%		
2nd FG%	3-11	27.3%		
3rd FG%	5-16	31.3%		
GM FG%	20-65	30.8%		
FT%	8-27	29.6%		
FT%	12-19	63.2%		
Dead Ball Rebounds:	6	0		

Cincinnati - 77

Record: 11-4 (1-1)

NO. Name	Min	FG		3P	FT		Rebounds		Fouls	TP	AS	TO	ST	Blocks	+/-	
		M-A	M-A	M-A	OR	DR	FT	PF								
00 Abdul Ado	F 15:55	0-1	0-0	0-0	3	5	8	4	0	0	1	0	1	2	0	10
5 David DeJulius	G 28:30	7-15	1-3	7-8	0	3	3	0	4	22	6	1	1	0	0	24
15 John Newman III	G 29:38	4-7	2-5	2-2	2	3	5	2	2	12	3	0	1	0	0	13
23 Mika Adams-Woods	G 27:27	6-10	5-8	0-0	0	1	1	1	0	17	3	1	0	0	0	17
24 Jeremiah Davenport	G 28:40	2-9	1-7	2-2	2	4	6	5	3	7	0	0	2	0	0	27
3 Mike Saunders Jr.	T 20:26	2-6	1-1	0-0	0	0	0	0	1	5	7	2	0	0	0	-2
33 Ody Oguama	T 20:33	1-3	0-0	0-0	2	8	10	0	0	2	0	2	0	0	0	3
45 Mason Madsen	T 11:01	2-5	1-3	0-0	0	0	0	0	1	0	5	1	1	0	0	1
30 Viktor Lakhin	T 11:30	3-4	0-0	1-2	0	2	2	2	1	7	0	2	1	1	0	-6
25 Hayden Koval	02:39	0-2	0-0	0-0	0	1	1	1	0	0	0	0	0	0	0	0
32 Jarrett Hensley	02:15	0-0	0-0	0-0	0	1	1	0	0	0	0	0	0	0	0	-1
11 C.J. Anthony	00:43	0-0	0-0	0-0	0	0	0	0	0	0	0	0	0	0	0	-1
31 Sam Martin	00:43	0-0	0-0	0-0	0	0	0	0	0	0	0	1	0	0	0	-1
Team					4	2	6			0	0					
Totals		27:62	11-29	12-14	13	30	43	16	11	77	20	10	7	3	2	17

2021-22 BOX SCORES

Cincinnati 79, ECU 71

Cincinnati 61, Wichita State 57



Official Basketball Box Score - Final
East Carolina at Cincinnati
01/12/22 Fifth Third Arena, Cincinnati, Ohio
Cincinnati vs. ECU

Game Time: 7:00 PM
Game Duration: 2:03
Attendance: 7,911

Officials: Jason Baker, Jerry Heister, Chris Beaver

East Carolina - 71

Record: 10-5 (1-2)

NO. Name		Min	FG M-A	3P M-A	FT M-A	Rebounds OR DR TOT	Fouls PF F	TP	AS	TO	ST	Blocks	+/-
13 Vance Jackson	F	36:34	13-24	8-11	1-2	1 8 9	2 2	35	1	3	2	0	2
20 Alanzo Frink	F	15:54	1-4	0-0	2-4	0 3 3	2 2	4	2	0	0	0	11
2 Tristan Newton	G	34:11	4-11	0-3	3-3	2 2 4	5 2	11	4	4	2	0	-9
4 Brandon Suggs	G	18:35	0-6	0-3	1-2	0 4 4	1 5	1	0	2	2	0	-18
12 Tremont Robinson-White	G	28:00	1-3	0-1	0-0	1 2 3	4 1	2	2	3	0	0	4
21 Ludgy Debaut		18:27	1-2	0-0	1-2	2 2 4	1 1	3	1	0	0	1	-15
3 RJ Felton		16:10	2-5	1-2	0-0	1 1 1	4 1	5	1	0	0	0	1
23 Brandon Johnson		08:29	1-2	0-0	1-2	0 2 2	0 1	3	0	0	0	1	-9
1 Javon Small		23:40	1-2	1-2	4-4	0 1 1	0 2	7	4	3	0	0	-1
Team						2 2 4		0	0				
Totals			24-59	10-22	13-19	9 26 35	20 17	71	15	15	6	1	6 -8

Technical Fouls: Robinson-White 2nd 2:00

Cincinnati - 79

Record: 12-5 (2-3)

NO. Name		Min	FG	3P	FT	Rebounds	Fouls	TP	AS	TO	ST	Blocks	+/-
00 Abdul Ado	F	17:35	1-2	0-0	0-2	2 0 2	0 1	2	0	0	0	3	-5
5 David DeJulius	G	24:43	3-10	1-4	0-0	0 3 3	2 0	7	3	0	1	0	3
15 John Newman III	G	24:35	4-8	0-1	2-3	1 5 6	3 4	10	2	2	4	0	0
23 Mika Adams-Woods	G	31:54	1-2	0-1	4-4	1 1 2	0 3	6	4	0	0	0	9
24 Jeremiah Davenport	G	29:46	8-16	3-10	3-3	0 6 6	4 2	22	3	1	1	1	0
3 Mike Saunders Jr.	G	23:23	1-4	0-1	0-0	0 1 1	1 2	2	8	1	0	0	4
33 Ody Oguma		11:48	2-5	0-0	0-0	1 0 1	1 3	4	0	2	0	0	1
45 Mason Madsen		09:28	3-4	3-4	0-0	0 1 1	1 1	9	0	2	2	0	4
25 Hayden Koval		08:40	2-3	0-0	4-6	0 1 1	1 3	8	0	0	2	1	8
30 Viktor Lakhin		12:11	1-3	0-0	2-4	0 7 7	1 3	4	0	1	0	0	6
32 Jarrett Hensley		05:57	2-2	1-1	0-0	0 1 1	1 0	5	0	1	0	0	3
Team						2 1 3		0	0				
Totals			28-59	8-22	15-22	7 27 34	19 19	79	17	12	8	6	1 8

Technical Fouls: Newman III 1st 17:13 Davenport 2nd 2:00

	ECU	CIN	Points from	ECU	CIN	Period by Period Scoring
Biggest lead	2 (1 st 19:25)	23 (1 st 7:42)	Turnovers	14	20	
Best Scoring Run	7 (2 nd 16:34)	9 (1 st 7:42)	Paint	24	32	
Lead Changes	1		Second Chance	9	9	
Times Tied	1		Fast Breaks	8	17	
Time with Lead	00:43	37:55	Bench	18	32	
			ECU	29	42	71
			CIN	49	30	79



Official Basketball Box Score - Final
Cincinnati at Wichita St.
01/16/22 Charles Koch Arena, Wichita, Kan.
2021-22 Men's Basketball

Game Time: 12:02 PM
Game Duration: 1:55
Attendance: 8,439

Officials: Anthony Jordan, Ray Nall, Bert Smith

Cincinnati - 61

Record: 13-5 (3-2)

NO. Name		Min	FG M-A	3P M-A	FT M-A	Rebounds OR DR TOT	Fouls PF PD	TP	AS	TO	ST	Blocks BS	+/-	
00 Abdul Ado	F	17:11	1-3	0-0	1-2	2 3 5	2 2	3	1	0	1	1	0	-5
5 David DeJulius	G	32:03	7-13	3-4	1-2	0 1 1	2 2	18	2	1	1	0	1	5
15 John Newman III	G	30:52	4-8	2-3	0-0	2 2 4	2 1	10	0	1	0	0	1	4
23 Mika Adams-Woods	G	30:02	3-7	1-4	2-2	0 6 6	0 2	9	2	0	0	0	0	11
24 Jeremiah Davenport	G	32:01	1-8	0-4	0-0	1 3 4	2 0	2	3	1	1	0	1	11
33 Ody Oguma		10:02	0-2	0-1	0-0	0 4 4	3 1	0	1	0	0	3	0	1
3 Mike Saunders Jr.		18:20	1-7	1-3	0-0	0 1 1	1 0	3	2	2	0	0	1	0
25 Hayden Koval		18:16	4-6	3-5	2-2	1 3 4	1 1	13	1	0	0	1	0	3
45 Mason Madsen		05:31	1-2	0-1	0-0	0 0 0	0 0	2	0	1	0	0	0	-5
32 Jarrett Hensley		05:42	0-1	0-1	1-2	1 0 1	0 1	1	0	0	0	0	0	-5
Team						1 1 2		0	1					
Totals			22-57	10-26	7-10	8 24 32	13 10	61	12	7	3	5	4	4

Technical Fouls: NONE

Wichita St. - 57

Record: 9-7 (0-4)

NO. Name		Min	FG M-A	3P M-A	FT M-A	Rebounds OR DR TOT	Fouls PF D	TP	AS	TO	ST	Blocks BBS	+/-
24 Morris Udeze	F	28:12	4-15	0-1	4-5	6 5 11	3 4	12	0	0	0	1	-3
32 Joe Pleasant	F	21:02	1-3	0-0	0-0	3 4 7	3 1	2	0	1	0	2	0
0 Dexter Dennis	G	35:49	3-5	0-1	0-0	3 4 7	2 0	6	2	3	2	0	0
1 Tyson Etienne	G	36:23	6-16	2-5	0-0	0 4 4	1 1	14	6	1	1	0	-1
4 Ricky Council IV	G	32:59	4-13	0-1	3-4	2 3 5	1 3	11	1	2	1	0	3
5 Clarence "Monzy" Jackson		15:48	0-1	0-0	3-3	0 3 3	0 1	3	1	0	0	0	-4
11 Kenny Pohlo		11:48	3-4	0-1	0-0	0 1 1	0 1	6	0	1	0	0	-1
22 Qua Grant		10:17	1-2	1-1	0-0	0 1 1	0 1	3	0	0	0	0	-1
2 Chance Jenkins		07:42	0-0	0-0	0-0	0 0 0	0 1	0	0	0	0	0	-6
Team						0 0 0		0	1				
Totals			22-59	3-10	10-12	14 25 39	10 13	57	10	9	4	4	5
Technical Fouls: NONE													

Technical Fouls: NONE

	CIN	WICH	Points from	CIN	WICH	Period by Period Scoring
Biggest lead	4 (2 nd 0:05)	10 (1 st 8:50)	Turnovers	9	2	
Best Scoring Run	9 (2 nd 18:38)	9 (2 nd 14:49)	Paint	12	32	
Lead Changes	6		Second Chance	8	11	
Times Tied	7		Fast Breaks	5	6	
Time with Lead	04:48	27:00	Bench	19	12	
			CIN	28	33	61
			WICH	31	26	57

Cincinnati 90, Tulsa 69



Official Basketball Box Score - Final
Tulsa at Cincinnati
01/20/22 Fifth Third Arena, Cincinnati, Ohio
Cincinnati vs. Tulsa

Game Time: 9:00 PM
Game Duration: 2:13
Attendance: 9,033

Officials: Pat Adams, Terry Wymer, Ron Groover

Tulsa - 69

Record: 6-10 (0-5)

NO.	Name		Min	FG	3P	FT	Rebounds		Fouls	TP	AS	TO	ST	Blocks	+/-				
				G	M	A	OR	DR	TOT	PF	BS								
41	Jeriah Horne	F	30:42	8-16	3-6	0-0	1	6	7	2	0	19	0	1	3	0	-17		
12	Nikita Konstantynovskiy	C	05:55	0-1	0-0	0-0	0	3	0	3	1	0	0	1	0	0	-11		
11	Darien Jackson	G	34:35	9-14	0-1	3-5	2	3	5	3	5	21	3	2	2	0	-8		
14	Anthony Pritchard	G	28:59	3-9	0-2	0-0	0	3	3	2	6	1	4	2	0	0	-17		
31	LaDarius Draine	G	11:22	1-4	0-1	0-1	1	1	2	0	1	2	0	0	0	0	-16		
0	Curtis Haywood II		06:51	0-2	0-0	0-0	0	1	1	1	0	0	0	0	2	0	-2		
1	Sam Griffin		30:51	5-16	0-3	3-3	0	1	1	1	3	13	4	2	1	1	0	-18	
25	Rey Idowu		18:50	1-6	0-0	2-6	2	3	5	5	4	4	0	0	1	1	2	-10	
10	Tim Dalger		21:46	1-3	0-0	2-2	1	3	4	3	1	4	0	1	1	1	1	-4	
4	Gavyn Elkamil		08:39	0-2	0-1	0-0	1	3	4	1	0	0	0	1	0	0	0	-7	
3	Sterling Gaston-Chapman		01:30	0-0	0-0	0-0	0	1	1	1	0	0	0	1	0	0	0	5	
Team							4	1	5		0	0							
Totals					28-73	3-14	10-17	15	26	41	21	17	69	8	13	12	2	8	-21

Technical Fouls: Gaston-Chapman 2nd 0:44

Cincinnati - 90

Record: 14-5 (4-2)

No.	Name	Min	FG M-A	3P M-A	FT M-A	Rebounds OR DR TOT	Fouls PF FO	TP	AS	TO	ST	Blocks BS BA	+/-	
00	Abdul Ado	F 13:32	0-0	0-0	0-1	0 2 2	4 1	0	0	0	1	2	0	9
5	David DeJulius	G 30:18	6-13	4-6	4-5	1 1 2	0 4	20	0	3	0	0	0	11
15	John Newman III	G 11:01	0-2	0-0	0-0	0 1 1	2 0	0	0	2	0	0	0	3
23	Mika Adams-Woods	G 27:21	4-9	0-3	6-6	0 2 2	2 3	14	7	4	1	0	0	23
24	Jeremiah Davenport	G 29:20	7-14	7-9	3-3	0 4 4	1 3	24	1	2	0	0	0	23
33	Ody Oguma	17:27	1-3	0-0	0-0	4 3 7	1 2	1	3	1	2	0	14	
3	Mike Saunders Jr.	20:42	4-7	0-1	3-3	0 4 4	2 3	11	4	2	0	0	5	
25	Hayden Koval	12:47	1-2	1-1	0-0	1 5 6	1 1	2	0	0	1	2	1	-2
32	Jarrett Hensley	19:13	1-5	0-3	0-0	2 4 6	2 1	2	0	1	0	2	1	11
45	Mason Madsen	13:49	5-6	4-5	0-0	0 3 3	2 0	14	0	0	1	0	0	14
2	A.J. McGinnis	02:15	0-1	0-1	0-0	0 0 0	1 0	0	0	1	1	0	0	-3
11	C.J. Anthony	02:15	0-0	0-0	0-2	0 0 0	0 1	0	0	0	0	0	0	-3
Team						2 2 4		0	0	1				
Totals			29-62	16-29	16-20	10 31 41	18 20	90	13	19	6	8	2	21

Technical Fouls: McGinnis 2nd 0:44

	TUL	CIN	Points from	TUL	CIN	Period by Period Scoring
Biggest lead	1 (1 st 13:44)	24 (2 nd 2:32)	Turnovers	18	21	
Best Scoring Run	6 (1 st 13:44)	8 (1 st 11:15)	Paint	42	24	
Lead Changes	2		Second Chance	4	4	
Times Tied	0		Fast Breaks	9	25	
Time with Lead	00:24	38:53	Bench	21	32	
			TUL	34	35	69
			CIN	41	49	90



Official Basketball Box Score - Final
Cincinnati at Temple
01/25/22 The Liacouras Center, Philadelphia
2021-22 Men's Basketball

Game Time: 7:00 PM
Game Duration: 2:20
Attendance: 4,752

Officials:

Cincinnati - 58

Record: 14-6 (4-3)

NO. Name	Min	FG	3P	FT	Rebounds	Fouls	TP	AS	TO	ST	Blocks	+/-
00 Abdul Ado	F 17:51	2-3	0-0	1-2	1 2 3	3 3	5	0	2	2	1	-2
5 David DeJulius	G 30:34	4-15	2-6	5-6	0 4 4	2 3	15	1	0	0	0	-10
15 John Newman III	G 29:26	4-9	0-3	1-2	5 4 9	1 4	9	1	1	1	0	5
23 Mika Adams-Woods	G 29:24	3-10	1-5	2-2	0 2 2	3 2	9	1	1	1	0	-1
24 Jeremiah Davenport	G 30:28	3-14	2-10	1-2	0 5 5	5 1	9	1	1	1	0	1
33 Ody Odoms	09:02	1-4	0-0	0	2 0 2	1 0	2	1	0	0	0	-1
34 Mike Saunders Jr.	15:59	0-3	0-1	0	0 4 4	3 3	1	3	0	0	0	0
25 Hayden Koval	04:54	0-3	0-0	0	0 3 0	3 2	0	0	0	1	0	0
43 Mason Madsen	09:22	3-6	2-5	0-0	3 3 3	2 1	8	0	0	0	0	2
30 Jarrett Hensley	06:02	0-0	0-0	0	1 0 1	1 0	0	0	0	0	0	-10
32 Viktor Lakhin	07:57	0-0	0-0	0-0	1 1 2	0 0	0	1	3	3	0	0
Team					2 3 5	0	0	2				
Totals		20-68	7-33	11-18	13 29 42	25 17	58	9	10	8	3	-3

SINGLE-GAME TEAM RECORDS

HIGHS

Points

127	v. North Texas State	1957-58
123	v. St. Joseph's (Pa.)	1959-60
	v. North Texas State	1959-60
122	v. St. Joseph's (Ind.)	1976-77
120	v. Kent State	1976-77

Points (Two Teams)

232	UC 119, Morehead St. 113	1957-58
-----	--------------------------	---------

Points (One Half)

69	v. North Texas State	1957-58
68	v. DePaul	1997-98

Field Goals Made

55	v. St. Joseph's (Ind.)	1975-76
	v. Wright State	1976-77
51	v. Northeast Illinois	1973-74
50	v. multiple opponents	

Field Goals Attempted

132	v. Cedarville	1949-50
113	v. Cedarville	1950-51
	v. Western Reserve	1951-52
112	v. Wilmington	1951-52
109	v. Western Reserve	1952-53

Field Goal Percentage

.672	v. E. Michigan (41-61)	1996-97
.667	v. St. Francis (Pa.) (32-48)	1990-91
.655	v. Austin Peay (38-58)	1992-93
.647	v. Central Florida (33-51)	2014-15
.647	v. F. Dickinson (44-68)	2016-17
.643	v. Memphis (27-42)	1986-87
	v. Kent State (36-56)	1990-91

3-Point Field Goals Made

24	v. Oakland	1998-99
18	v. Louisiana-Monroe	2001-02
17	v. Wofford	2006-07
16	v. Tulsa	1/20/22
16	v. Memphis	1/9/22
16	v. Chicago State	2011-12
15	v. Tulsa	2017-18
14	v. Connecticut	1993-94
	v. Dayton	1993-94
	v. Temple	1994-95
	v. Houston	1998-99
	v. Georgetown	2006-07
	v. Utah Valley	2010-11
	v. Tulsa	2018-19

3-Point Field Goals Attempted

48	v. Oakland	1998-99
39	v. Savannah State	2017-18
36	v. Eastern Kentucky	2008-09
	v. Temple	1993-94
	v. Coppin State	2001-02
35	v. Chicago State	2011-12
34	v. Louisiana-Monroe	2001-02
	v. Chicago State	2013-14
	v. USF	2016-17
33	v. Memphis	2019-20
	v. Houston	2020-21
32	v. Syracuse	2012-13
	v. St. John's	2011-12
	v. Wright State	2011-12
	v. USF	2008-09
	v. Wofford	2006-07

v. Syracuse 2006-07

3-Point Field Goal Percentage (min: 5 made)

.833	v. Regis (5-6)	1986-87
.750	v. Central Florida (6-8)	2014-15
.741	v. Duke (5-7)	1998-99
.682	v. Tulsa (15-22)	2017-18
.667	v. Massachusetts (8-12)	1992-93
.643	v. Temple (9-14)	2014-15
.636	v. Stony Brook (7-11)	2014-15
.632	v. Vermont (12-19)	2019-20

Free Throws Made

42	v. Louisville	2002-03
41	v. Arkansas-Pine Bluff	2015-16
38	v. UAB	1997-98
38	at UConn (AAC)	2016-17
37	v. North Texas State	1957-58
36	v. Bradley	1956-57

Free Throws Attempted

59	v. Arkansas-Pine Bluff	2015-16
58	v. Louisville	2002-03
55	v. UAB	1997-98
55	v. Bowling Green	2019-20
51	v. North Texas State	1957-58
49	v. Miami (OH)	1952-53
	v. Miami (OH)	1956-57
	v. Arkansas	1995-96

Free Throw Percentage

1.000	v. Loyola (Ill.) (12-12)	1986-87
	v. USF (7-7)	1987-88
	v. Saint Louis (8-8)	1992-93
	v. Temple (17-17)	1995-96
	v. West Virginia (4-4)	2005-06
	v. Louisville (18-18)	2005-06
	at Louisville (4-4)	2009-10
	UCF (5-5)	2016-17

Rebounds

84	v. Union	1954-55
82	v. Kent State	1952-53
80	v. Tennessee	1955-56
	v. North Texas State	1957-58

Rebound Margin

+48	v. Chicago State	2013-14
+45	v. Tennessee	1955-56
+43	v. Union	1954-55
+40	v. Case Western Reserve	1952-53
	v. North Texas State	1957-58

Assists

41	v. St. Joseph's (Ind.)	1975-76
32	v. Robert Morris	2015-16
29	v. Fairleigh Dickinson	2016-17
28	v. Pacific	1958-59
27	v. multiple opps. (last vs. Toledo,	2009-10)

Steals

23	v. Ark.-Little Rock	2012-13
20	v. Tulane	1978-79
	v. Howard	1996-97
19	v. Akron	1976-77
	v. Arkansas-Pine Bluff	2015-16
18	v. Bowling Green	1989-90
	v. Wyoming	1995-96

Blocked Shots

18	v. Marquette	2005-06
15	v. Iowa State	1999-00
14	v. DePaul	1997-98
13	v. Memphis	1999-00
	v. Miami (Ohio)	2004-05

Turnovers

31	v. Cleveland State	1973-74
29	v. Pittsburgh	1978-79
	v. Tulane	1978-79
	v. Xavier	1997-98
	v. Central Michigan	2006-07

Personal Fouls

39	v. William & Mary	1951-52
38	v. Morehead State	1955-56
	v. Louisville	1985-86
37	v. Miami (Ohio)	1951-52

Disqualifications

5	v. William & Mary	1950-51
	v. St. Bonaventure	1950-51

Overtime Periods

7	v. Bradley	1981-82
	(75-73 UC win), NCAA Record	

Fewest Points Scored

11	v. Kentucky	1983-84
31	v. Louisville	1980-81
37	v. Louisville	1983-84
38	v. Georgia Tech	1977-88

Fewest Field Goals Made

5	v. Kentucky	1983-84
12	v. Memphis	2008-09
	v. LaSalle	1948-49
13	v. Saint Louis	1960-61
	v. Connecticut	2013-14

Fewest Field Goals Attempted

12	v. Kentucky	1983-84
----	-------------	---------

Lowest Field Goal Percentage

.156	v. LaSalle (12-77)	1948-49
.207	v. Butler (17-82)	1948-49
.215	v. Butler (17-79)	1948-49
.222	v. Duquesne (14-63)	1951-52
.243	v. Miami (Ohio) (17-71)	1948-49

Fewest 3-Point Field Goals Made

0	(last vs. Tulane, 2014-15)	
---	----------------------------	--

Fewest 3-Point Field Goals Att.

2	v. South Carolina	1988-89
	v. Morehead State	1986-87

Lowest 3-Point FG Percentage

.000	v. multiple opponents	
------	-----------------------	--

Fewest Free Throws Made

0	v. Georgia Tech	1977-78
1	v. VCU	1978-79
	v. Kentucky	1983-84
	v. Pittsburgh	2013-14

Fewest Free Throws Attempted

0	v. Georgia Tech	1977-78
2	v. Louisville	2008-09
	v. Kentucky	1983-84
	v. Tulane	1982-83
3	v. Brown	1973-74
	v. Pittsburgh	2013-14

Lowest Free Throw Percentage

.143	v. Louisville (1-7)	2011-12
.222	v. UNC Wilmington (2-9)	2000-01
.240	v. Tulsa (6-25)	1968-69
.286	v. Toledo (4-14)	1951-52
.300	v. Tulsa (3-10)	1966-67
	v. East Carolina (3-10)	2001-02

Fewest Rebounds

9	v. Kentucky	1983-84
13	v. Georgia Tech	1977-78
15	v. Louisville	1980-81

Fewest Assists

1	v. Xavier	1968-69
2	v. multiple opponents	

Fewest Steals

0	v. multiple opponents	
---	-----------------------	--

Fewest Blocked Shots


0	v. multiple opponents	
---	-----------------------	--

Fewest Turnovers

3	v. Ohio State	1960-61
	v. Louisville	1984-85
	v. Boston University	2001-02
	v. Villanova	2011-12
	v. Memphis	2013-14
	v. Texas Southern	2016-17
	v. Memphis	2017-18
4	v. Virginia Tech	1982-83
	v. Charlotte	2000-01
	v. Middle Tennessee	2003-04
	v. Georgetown	2005-06
	at Houston	2018-19

Fewest Personal Fouls

5	v. Southern Miss	1985-86
	v. VCU	2014-15
7	v. multiple opponents	



Leonard Stokes scored 31 points while Cincinnati set a school record, making 42 free throws in a 101-80 win over Louisville on Feb.

SINGLE-GAME INDIVIDUAL RECORDS

Minutes Played

73	Bobby Austin v. Bradley	1981-82
64	Dwight Jones v. Bradley	1981-82
63	Junior Johnson v. Bradley	1981-82
	Mike Williams v. Bradley	1981-82
60	David Kennedy v. Memphis	1980-81
56	Troy Caupain vs. UConn	2015-16

Points

62	O. Robertson v. North Texas State	1959-60
56	O. v. Seton Hall	1957-58
	O. Robertson v. Arkansas	1957-58
50	O. Robertson v. St. Louis	1957-58
	O. Robertson v. Wich. State	1957-58
	O. Robertson v. Iowa	1959-60

Field Goals Made

23	O. Robertson v. N. Texas St.	1959-60
22	O. Robertson v. Seton Hall	1957-58
21	O. Roberston v. Arkansas	1957-58
19	Larry Imburgia v. Cedarville	1950-51
	O. Robertson v. Kansas	1959-60

Field Goals Attempted

36	O. Robertson v. Arkansas	1957-58
34	O. Robertson v. Miami (Ohio)	1958-59
33	Jack Twyman v. WKU	1954-55
	O. Robertson v. Iowa	1959-60
32	Jack Twyman v. Ball State	1954-55
	O. Robertson v. Seton Hall	1957-58
	O. Robertson v. Bradley	1959-60
	O. Robertson v. Wichita State	1959-60
	LaZelle Durden v. Wyoming	1994-95

Field Goal Percentage (min. 10 made)

.933	Danny Fortson v. E. Mich. (14-15)	1996-97
.923	George Wilson v. Ohio (12-13)	1962-63
.917	Kenyon Martin v. UNLV (11-12)	1998-99
.909	Erik Martin v. SEMO (10-11)	1992-93
	Eric Hicks v. DePaul (10-11)	2004-05

3-Point Field Goals Made

10	Melvin Levett v. Eastern Kentucky	1997-98
9	LaZelle Durden v. Memphis	1993-94
	Deonta Vaughn v. Wofford	2006-07
	Deonta Vaughn v. C. Carolina	2007-08
8	Nick Van Exel v. Temple	1992-93
	LaZelle Durden v. Temple	1993-94
	LaZelle Durden v. Austin Peay	1993-94
	LaZelle Durden v. Chicago State	1993-94
	LaZelle Durden v. Saint Louis	1993-94
	LaZelle Durden v. Dayton	1993-94
	Melvin Levett v. Oakland	1998-99
	Steve Logan v. Oakland	1998-99
	Field Williams v. Coppin State	2003-04
	Tony Bobbitt v. USF	2003-04
	Deonta Vaughn v. Connecticut	2007-08
	Sean Kilpatrick v. N.C. A&T	2012-13

3-Point Field Goals Attempted

20	LaZelle Durden v. Wyoming	1994-95
17	LaZelle Durden v. Temple	1993-94
	LaZelle Durden v. Dayton	1993-94
	Deonta Vaughn v. Wofford	2006-07
16	Darnell Burton v. Miss. State	1995-96
	Melvin Levett v. Oakland	1998-99
	Deonta Vaughn v. USF	2006-07

3-Point Field Goal Percentage (min. 5 made)

1.000	Field Williams v. Louisville (5-5)	2001-02
1.000	Marcus Sikes v. G'town (5-5)	2006-07
1.000	Sean Kilpatrick v. Wright State (5-5)	2010-11
1.000	Justin Jenifer v. SMU (5-5)	2018-19
.833	Darnell Burton v. Xavier (5-6)	1995-96
.800	Field Williams v. Cop. State (8-10)	2003-04

Free Throws Made

22	O. Robertson v. North Texas St.	1958-59
20	O. Robertson v. Wichita St.	1957-58
19	Deonta Vaughn v. Notre Dame	2008-09

	O. Robertson v. St. Bonaventure	1959-60
18	O. Robertson v. Drake	1959-60
	Bobby Brannen v. Minnesota	1997-98

Free Throws Attempted

25	O. Robertson v. North Texas St.	1958-59
	O. Robertson v. St. Bonaventure	1959-60
22	Deonta Vaughn v. N.Dame	2008-09
	O. Robertson v. Miami (Ohio)	1957-58
	Jarron Cumberland v. Temple	2019-20
21	O. Robertson v. Wichita St.	1957-58
	Chris McNeal v. BGSU	2019-20
20	O. Robertson v. New York	1958-59
	O. Robertson v. Drake	1959-60
	Bobby Brannen v. Minnesota	1997-98
	Jason Maxiell v. Valparaiso	2003-04

Free Throw Percentage (min. 10 made)

	Sean Kilpatrick v. IA State (16-16)	2012-13
	O. Robertson v. Xavier (14-14)	1957-58
	Bobby Brannen v. So. Miss. (14-14)	1997-98
	O. Robertson v. Seton Hall (12-12)	1957-58
	Steve Logan v. IA State (12-12)	1999-00
	Steve Logan v. USF (11-11)	2000-01
	Sean Kilpatrick v. L'ville (11-11)	2013-14
	Junior Johnson v. Xavier (10-10)	1982-83
	Bobby Brannen v.	
	Morehead St. (10-10)	1997-98
	Steve Logan v. W. Forest (10-10)	2001-02
	Eric Hicks v. Louisville (10-10)	2005-06
	Yancy Gates v. G'town (10-10)	2010-11
	Rebounds	
33	Connie Dierking v. Loyola (La.)	1956-57
31	Connie Dierking v. North Texas	1957-58
30	Jack Twyman v. Miami (Ohio)	1954-55
	Connie Dierking v. GW	1955-56

Assists

16	Steve Logan v. Coppin State	2001-02
15	Eddie Lee v. Seton Hall	1978-79
13	O. Robertson v. K-State	1958-59
12	O. Robertson v. Pacific	1958-59
	O. Robertson v. DePaul	1959-60
	Dean Foster v. Wichita State	1965-66
	Eddie Lee v. West Virginia	1978-79
	Eddie Lee v. Florida State	1978-79
	Eddie Lee v. North Carolina	1979-80
	Elnardo Givens v. S. Florida	1987-88
	David DeJulius v. SMU	2020-21

Steals

8	Dick Dallmer v. Xavier	1948-49
	Tony Bobbitt v. Coppin State	2003-04
7	Michael Horton v. Louisville	1997-98
	Cashmere Wright v. Villanova	2011-12
6	Brian Williams v. Kent State	1976-77
	Brian Williams v. St. Joseph's (Ind.)	
1976-77		
	Eddie Lee v. Rutgers	1976-77
	Bobby Austin v. Tulane	1978-79
	Kenneth Henry v. ECU	1985-86
	Ronnie Ellison v. NKU	1987-88
	Ronnie Ellison v. VA Tech	1987-88
	Allen Jackson v. Saint Louis	1991-92
	Terry Nelson v. GA Southern	1992-93
	Erik Martin v. Xavier	1992-93
	Charles Williams v. Howard	1996-97
	Kenyon Martin v. Nicholls State	1998-99
	Deonta Vaughn v. NC State	2006-07
	Cashmere Wright v. Villanova	2011-12
	Sean Kilpatrick v. Ark.-Pine Bluff	2011-12

Blocked Shots

10	Rick Roberson v. Bradley	1966-67
	Jim Ard v. Miami (Ohio)	1968-69
	Kenyon Martin v. DePaul	1997-98
	Kenyon Martin v. Memphis	1999-00
	Eric Hicks v. Marquette	2005-06
8	George Wilson v. Dayton	1963-64
	Kenyon Martin v. Louisville	1997-98
	Eric Hicks v. Xavier	2003-04
	Jason Maxiell v. Houston	2004-05

Turnovers

11	Dean Foster v. Wichita State	1965-66
10	Derrek Dickey v. Louisville	1971-72
	Dwight Jones v. Augustana	1979-80

TRIPLE DOUBLES

Oscar Robertson v. Pacific (39 points, 23 rebounds, 10 assists)	Dec. 17, 1958
Oscar Robertson v. Miami (Ohio) (43 points, 21 rebounds, 10 assists)	Feb. 17, 1959
Oscar Robertson v. Wichita State (34 points, 14 rebounds, 11 assists)	Feb. 21, 1959
Oscar Robertson v. Kansas State (24 points, 17 rebounds, 13 assists)	Mar. 14, 1959
Oscar Robertson v. Louisville (39 points, 17 rebounds, 10 assists)	Mar. 21, 1959
Oscar Robertson v. Indiana State (45 points, 23 rebounds, 10 assists)	Dec. 1, 1959
Oscar Robertson v. Bradley (42 points, 22 rebounds, 10 assists)	Dec. 22, 1959
Oscar Robertson v. N. Texas State (16 points, 11 rebounds, 11 assists)	Feb. 8, 1960
Oscar Robertson v. California (18 points, 10 rebounds, 10 assists)	Mar. 18, 1960
Oscar Robertson v. New York (32 points, 14 rebounds, 11 assists)	Mar. 19, 1960
Rick Roberson v. Bradley (16 points, 10 rebounds, 10 blocks)	Jan. 17, 1967
Kenyon Martin v. DePaul (24 points, 23 rebounds, 10 blocks)	Feb. 21, 1997
Kenyon Martin v. Memphis (28 points, 13 rebounds, 10 blocks)	Jan. 19, 2000
Kenny Satterfield v. Tulane (12 points, 11 rebounds, 10 assists)	Jan. 29, 2001
Eric Hicks v. Marquette (22 points, 12 rebounds, 10 blocks)	Jan. 7, 2006

Triple Double Leaders

Oscar Robertson	10
Kenyon Martin	2
Eric Hicks	1
Rick Roberson	1
Kenny Satterfield	1



2021-22 Cincinnati Men's Basketball Combined Team Statistics All games

Page 1/1
as of Jan 26, 2022

Game Records

Record	Overall	Home	Away	Neutral
ALL GAMES	14-6	11-2	2-3	1-1
CONFERENCE	4-3	3-1	1-2	0-0
NON-CONFERENCE	10-3	8-1	1-1	1-1

Score by Periods

Team	1st	2nd	OT	TOT
Cincinnati	693	734	0	1427
Opponents	589	664	0	1253

Team Box Score

No.	Player				Total		3-Point		F-Throw		Rebounds											
		GP-GS	MIN	AVG	FG-FGA	FG%	3FG-3FGA	3FG%	FT-FTA	FT%	OFF	DEF	TOT	AVG	PF	DQ	A	TO	BLK	STL	PTS	AVG
5	DEJULIUS, David	20-20	542:36	27.1	96-237	.405	29-91	.319	46-58	.793	6	49	55	2.8	20	0	48	26	0	13	267	13.4
24	DAVENPORT, Jeremiah	19-19	485:08	25.5	86-215	.400	51-140	.364	30-41	.732	30	67	97	5.1	48	2	17	26	7	12	253	13.3
23	ADAMS-WOODS, Mika	20-20	545:31	27.3	59-164	.360	23-78	.295	30-37	.811	7	42	49	2.5	31	0	72	17	4	15	171	8.6
3	SAUNDERS JR., Mike	20-0	431:21	21.6	51-132	.386	15-45	.333	32-48	.667	2	41	43	2.2	42	2	63	29	0	11	149	7.5
15	NEWMAN III, John	19-19	503:03	26.5	52-127	.409	14-43	.326	19-34	.559	28	55	83	4.4	40	1	29	23	6	21	137	7.2
30	LAKHIN, Viktor	17-0	222:40	13.1	39-69	.565	0-5	.000	15-29	.517	27	51	78	4.6	28	1	6	22	8	13	93	5.5
33	OGUAMA, Ody	20-0	284:27	14.2	35-67	.522	0-1	.000	24-32	.750	38	53	91	4.6	40	2	10	13	10	7	94	4.7
45	MADSEN, Mason	17-1	202:08	11.9	27-66	.409	16-45	.356	3-6	.500	0	21	21	1.2	19	0	13	13	3	8	73	4.3
25	KOVAL, Hayden	20-1	247:06	12.4	25-56	.446	10-28	.357	13-20	.650	17	46	63	3.2	22	0	8	2	20	1	73	3.7
00	ADO, Abdul	20-20	327:37	16.4	23-41	.561	0-0	.000	9-24	.375	38	54	92	4.6	46	2	14	16	31	19	55	2.8
2	MCGINNIS, A.J.	8-0	39:55	5.0	7-22	.318	4-17	.235	0-0	.000	0	4	4	0.5	3	0	1	3	0	1	18	2.3
32	HENSLEY, Jarrett	20-0	146:36	7.3	14-33	.424	2-12	.167	6-10	.600	9	18	27	1.4	11	0	4	7	3	3	36	1.8
11	ANTHONY, C.J.	8-0	13:21	1.7	2-5	.400	1-3	.333	1-4	.250	2	2	4	0.5	0	0	2	1	0	0	6	0.8
31	MARTIN, Sam	7-0	08:31	1.2	1-2	.500	0-0	.000	0-0	.000	0	0	0	0.0	2	0	1	1	0	2	2	0.3
Team											32	33	65				11					
Total		20	4000		517-1236	.418	165-508	.325	228-343	.665	236	536	772	38.6	352	10	288	210	92	126	1427	71.4
Opponents		20	4000		438-1164	.376	110-362	.304	267-377	.708	219	515	734	36.7	325	6	232	264	63	116	1253	62.7

Team Statistics

	UC	OPP
Scoring	1427	1253
Points per game	71.4	62.7
Scoring margin	+8.7	-
Field goals-att	517-1236	438-1164
Field goal pct	.418	.376
3 point fg-att	165-508	110-362
3-point FG pct	.325	.304
3-pt FG made per game	8.3	5.5
Free throws-att	228-343	267-377
Free throw pct	.665	.708
F-Throws made per game	11.4	13.4
Rebounds	772	734
Rebounds per game	38.6	36.7
Rebounding margin	+1.9	-
Assists	288	232
Assists per game	14.4	11.6
Turnovers	210	264
Turnovers per game	10.5	13.2
Turnover margin	+2.7	-
Assist/turnover ratio	1.4	0.9
Steals	126	116
Steals per game	6.3	5.8
Blocks	92	63
Blocks per game	4.6	3.2
Winning streak	0	-
Home win streak	3	-
Attendance	114687	45685
Home games-Avg/Game	13-8822	5-9137
Neutral site-Avg/Game	-	2-4705

Team Results

Date	Opponent		Score	Att.
11/09/2021	Evansville	W	65-43	10024
11/13/2021	Georgia	W	73-68	10672
11/16/2021	Alabama A&M	W	89-66	9816
11/18/2021	Presbyterian	W	79-45	9794
11/22/2021	vs Illinois	W	71-51	9409
11/23/2021	vs Arkansas	L	67-73	0
11/27/2021	Monmouth	L	59-61	8262
12/01/2021	at Miami (OH)	W	59-58	7285
12/05/2021	Bryant	W	73-58	7924
12/11/2021	at Xavier	L	63-83	10707
12/14/2021	Florida A&M	W	77-50	7701
12/18/2021	Ashland	W	71-57	7622
12/21/2021	Tennessee Tech	W	76-67	10028
01/01/2022	Tulane	L	60-68	7922
01/06/2022	SMU	W	77-60	7978
01/09/2022	at Memphis	L	80-87	14502
01/12/2022	East Carolina	W	79-71	7911
01/16/2022	at Wichita St.	W	61-57	8439
01/20/2022	Tulsa	W	90-69	9033
01/25/2022	at Temple	L	58-61	4752



2021-22 Cincinnati Men's Basketball Combined Team Statistics In Conference games

Page 1/1
as of Jan 26, 2022

Game Records

Record	Overall	Home	Away	Neutral
ALL GAMES	4-3	3-1	1-2	0-0
CONFERENCE	4-3	3-1	1-2	0-0
NON-CONFERENCE	0-0	0-0	0-0	0-0

Score by Periods

Team	1st	2nd	OT	TOT
Cincinnati	258	247	0	505
Opponents	234	239	0	473

Team Box Score

No. Player					Total		3-Point		F-Throw		Rebounds															
		GP-GS	MIN	AVG	FG-FGA	FG%	3FG-3FGA	3FG%	FT-FTA	FT%	OFF	DEF	TOT	AVG	PF	DQ	A	TO	BLK	STL	PTS	AVG				
5	DEJULIUS, David	7-7	207:19	29.6	36-91	.396	14-33	.424	18-23	.783	2	20	22	3.1	10	0	19	9	0	5	104	14.9				
24	DAVENPORT, Jeremiah	7-7	204:04	29.2	34-89	.382	23-59	.390	13-19	.684	8	33	41	5.9	23	2	9	10	1	6	104	14.9				
23	ADAMS-WOODS, Mika	7-7	208:02	29.7	26-57	.456	11-29	.379	16-17	.941	3	16	19	2.7	8	0	25	8	0	4	79	11.3				
15	NEWMAN III, John	7-7	188:23	26.9	23-50	.460	7-19	.368	6-10	.600	11	23	34	4.9	15	0	10	8	2	6	59	8.4				
45	MADSEN, Mason	7-0	59:10	8.5	14-26	.538	10-19	.526	1-2	.500	0	8	8	1.1	6	0	0	4	0	5	39	5.6				
30	LAKHIN, Viktor	5-0	50:28	10.1	8-15	.533	0-0	.000	5-10	.500	2	14	16	3.2	8	0	1	9	2	4	21	4.2				
25	KOVAL, Hayden	7-0	69:41	10.0	8-18	.444	5-12	.417	6-8	.750	3	12	15	2.1	9	0	2	0	8	1	27	3.9				
3	SAUNDERS JR., Mike	7-0	137:24	19.6	10-42	.238	2-14	.143	4-7	.571	0	12	12	1.7	10	0	28	9	0	0	26	3.7				
33	OGUAMA, Ody	7-0	95:42	13.7	10-22	.455	0-1	.000	3-3	1.000	11	19	30	4.3	12	0	4	8	5	1	23	3.3				
00	ADO, Abdul	7-7	125:21	17.9	6-12	.500	0-0	.000	3-13	.231	11	20	31	4.4	22	1	2	3	13	8	15	2.1				
32	HENSLEY, Jarrett	7-0	45:09	6.5	3-10	.300	1-6	.167	1-2	.500	5	6	11	1.6	4	0	0	2	2	0	8	1.1				
2	MCGINNIS, A.J.	2-0	05:35	2.8	0-2	.000	0-2	.000	0-0	.000	0	0	0	0.0	1	0	0	2	0	1	0	0.0				
31	MARTIN, Sam	1-0	00:43	0.7	0-0	.000	0-0	.000	0-0	.000	0	0	0	0.0	0	0	0	1	0	0	0	0.0				
11	ANTHONY, C.J.	2-0	02:58	1.5	0-0	.000	0-0	.000	0-2	.000	0	0	0	0.0	0	0	0	0	0	0	0	0.0				
Team											17	10	27					5								
Total		7	1400		178-434	.410	73-194	.376	76-116	.655	73	193	266	38.0	128	3	100	78	33	41	505	72.1				
Opponents		7	1400		165-431	.383	46-128	.359	97-141	.688	88	192	280	40.0	114	3	78	85	21	42	473	67.6				

Team Statistics

	UC	OPP
Scoring	505	473
Points per game	72.1	67.6
Scoring margin	+4.6	-
Field goals-att	178-434	165-431
Field goal pct	.410	.383
3 point fg-att	73-194	46-128
3-point FG pct	.376	.359
3-pt FG made per game	10.4	6.6
Free throws-att	76-116	97-141
Free throw pct	.655	.688
F-Throws made per game	10.9	13.9
Rebounds	266	280
Rebounds per game	38.0	40.0
Rebounding margin	-2.0	-
Assists	100	78
Assists per game	14.3	11.1
Turnovers	78	85
Turnovers per game	11.1	12.1
Turnover margin	+1.0	-
Assist/turnover ratio	1.3	0.9
Steals	41	42
Steals per game	5.9	6.0
Blocks	33	21
Blocks per game	4.7	3.0
Winning streak	0	-
Home win streak	3	-
Attendance	32844	27693
Home games-Avg/Game	4-8211	3-9231
Neutral site-Avg/Game	-	0-0

Team Results

Date	Opponent		Score	Att.
01/01/2022	Tulane	L	60-68	7922
01/06/2022	SMU	W	77-60	7978
01/09/2022	at Memphis	L	80-87	14502
01/12/2022	East Carolina	W	79-71	7911
01/16/2022	at Wichita St.	W	61-57	8439
01/20/2022	Tulsa	W	90-69	9033
01/25/2022	at Temple	L	58-61	4752



2021-22 Cincinnati Men's Basketball Team Game-by-Game All games

Page 1/1
as of Jan 26, 2022

				Total		3-Pointers		Free throws		Rebounds										
Opponent	Date	Score		FG-FGA	PCT	3FG-3FGA	PCT	FT-FTA	PCT	OFF	DEF	TOT	AVG	PF	A	TO	BLK	STL	PTS	AVG
Evansville	11/09/2021	65-43	W	25-55	.455	7-23	.304	8-17	.471	6	35	41	41.0	17	14	9	7	5	65	65.0
Georgia	11/13/2021	73-68	W	28-70	.400	4-20	.200	13-20	.650	17	23	40	40.5	9	15	7	5	8	73	69.0
Alabama A&M	11/16/2021	89-66	W	29-61	.475	11-28	.393	20-25	.800	13	29	42	41.0	20	22	12	4	6	89	75.7
Presbyterian	11/18/2021	79-45	W	29-61	.475	7-19	.368	14-16	.875	9	30	39	40.5	19	21	9	9	10	79	76.5
vs Illinois	11/22/2021	71-51	W	24-58	.414	6-21	.286	17-20	.850	13	27	40	40.4	19	6	11	5	8	71	75.4
vs Arkansas	11/23/2021	67-73	L	24-59	.407	8-24	.333	11-13	.846	6	26	32	39.0	28	8	14	5	1	67	74.0
Monmouth	11/27/2021	59-61	L	23-61	.377	4-28	.143	9-20	.450	13	23	36	38.6	9	12	5	6	5	59	71.9
at Miami (OH)	12/01/2021	59-58	W	24-66	.364	9-33	.273	2-10	.200	22	26	48	39.8	14	11	10	6	5	59	70.3
Bryant	12/05/2021	73-58	W	26-58	.448	5-13	.385	16-27	.593	12	29	41	39.9	21	15	12	4	10	73	70.6
at Xavier	12/11/2021	63-83	L	22-59	.373	7-22	.318	12-17	.706	12	16	28	38.7	27	12	11	0	4	63	69.8
Florida A&M	12/14/2021	77-50	W	28-66	.424	7-26	.269	14-17	.824	19	29	48	39.5	14	19	11	1	6	77	70.5
Ashland	12/18/2021	71-57	W	26-58	.448	10-29	.345	9-16	.563	8	27	35	39.2	15	17	12	5	9	71	70.5
Tennessee Tech	12/21/2021	76-67	W	31-70	.443	7-28	.250	7-9	.778	13	23	36	38.9	12	16	9	2	8	76	70.9
Tulane	01/01/2022	60-68	L	21-60	.350	5-25	.200	13-26	.500	12	31	43	39.2	19	10	10	3	4	60	70.1
SMU	01/06/2022	77-60	W	27-62	.435	11-29	.379	12-14	.857	13	30	43	39.5	16	20	10	3	7	77	70.6
at Memphis	01/09/2022	80-87	L	31-66	.470	16-30	.533	2-6	.333	10	21	31	38.9	18	19	10	5	5	80	71.2
East Carolina	01/12/2022	79-71	W	28-59	.475	8-22	.364	15-22	.682	7	27	34	38.6	19	17	12	6	8	79	71.6
at Wichita St.	01/16/2022	61-57	W	22-57	.386	10-26	.385	7-10	.700	8	24	32	38.3	13	12	7	5	3	61	71.1
Tulsa	01/20/2022	90-69	W	29-62	.468	16-29	.552	16-20	.800	10	31	41	38.4	18	13	19	8	6	90	72.1
at Temple	01/25/2022	58-61	L	20-68	.294	7-33	.212	11-18	.611	13	29	42	38.6	25	9	10	3	8	58	71.4
Total		1427		517-1236	.418	165-508	.325	228-343	.665	236	536	772	38.6	352	288	210	92	126	1427	71.4
Opponents		1253		438-1164	.376	110-362	.304	267-377	.708	219	515	734	36.7	325	232	264	63	116	1253	62.7

Cincinnati Averages

Games Played	Points/ game	FG Pct	3FG Pct	FT Pct	Rebounds/ game	Assists/ game	Turnovers/ game	Assist/Turnover ratio	Steals/ game	Blocks/ game
20	71.4	41.8	32.5	66.5	38.6	14.4	10.5	1.4	6.3	4.6



2021-22 Cincinnati Men's Basketball Opponents Game-by-Game All games

Page 1/1
as of Jan 26, 2022

				Total		3-Pointers		Free throws		Rebounds											
Opponent	Date	Score		FG-FGA	PCT	3FG-3FGA	PCT	FT-FTA	PCT	OFF	DEF	TOT	AVG	PF	A	TO	BLK	STL	PTS	AVG	
Evansville	11/09/2021	65-43	W	14-54	.259	7-26	.269	8-14	.571	6	28	34	34.0	14	8	15	1	5	43	43.0	
Georgia	11/13/2021	73-68	W	26-54	.481	7-14	.500	9-14	.643	5	26	31	32.5	18	18	13	5	3	68	55.5	
Alabama A&M	11/16/2021	89-66	W	23-62	.371	3-10	.300	17-21	.810	10	21	31	32.0	21	11	12	2	9	66	59.0	
Presbyterian	11/18/2021	79-45	W	15-52	.288	2-15	.133	13-18	.722	9	21	30	31.5	17	4	17	4	3	45	55.5	
vs Illinois	11/22/2021	71-51	W	16-57	.281	3-22	.136	16-21	.762	14	22	36	32.4	16	10	14	3	8	51	54.6	
vs Arkansas	11/23/2021	67-73	L	23-66	.348	3-17	.176	24-32	.750	18	28	46	34.7	15	12	11	3	6	73	57.7	
Monmouth	11/27/2021	59-61	L	24-53	.453	8-16	.500	5-8	.625	8	30	38	35.1	19	15	15	1	5	61	58.1	
at Miami (OH)	12/01/2021	59-58	W	22-58	.379	6-22	.273	8-11	.727	11	25	36	35.3	14	8	9	6	7	58	58.1	
Bryant	12/05/2021	73-58	W	19-59	.322	5-28	.179	15-25	.600	15	24	39	35.7	17	13	16	6	6	58	58.1	
at Xavier	12/11/2021	63-83	L	25-54	.463	5-16	.313	28-35	.800	14	27	41	36.2	18	16	9	2	6	83	60.6	
Florida A&M	12/14/2021	77-50	W	18-59	.305	2-13	.154	12-15	.800	12	21	33	35.9	14	8	14	2	3	50	59.6	
Ashland	12/18/2021	71-57	W	22-51	.431	6-18	.333	7-10	.700	4	24	28	35.3	13	13	18	4	7	57	59.4	
Tennessee Tech	12/21/2021	76-67	W	26-54	.481	7-17	.412	8-12	.667	5	26	31	34.9	15	18	16	3	6	67	60.0	
Tulane	01/01/2022	60-68	L	21-54	.389	10-21	.476	16-23	.696	6	28	34	34.9	19	11	10	0	4	68	60.6	
SMU	01/06/2022	77-60	W	20-65	.308	8-27	.296	12-19	.632	16	24	40	35.2	11	10	12	2	6	60	60.5	
at Memphis	01/09/2022	80-87	L	31-65	.477	9-20	.450	16-19	.842	15	26	41	35.6	15	16	11	5	5	87	62.2	
East Carolina	01/12/2022	79-71	W	24-59	.407	10-22	.455	13-19	.684	9	26	35	35.5	20	15	15	1	6	71	62.7	
at Wichita St.	01/16/2022	61-57	W	22-59	.373	3-10	.300	10-12	.833	14	25	39	35.7	10	10	9	4	4	57	62.4	
Tulsa	01/20/2022	90-69	W	28-73	.384	3-14	.214	10-17	.588	15	26	41	36.0	21	8	13	2	12	69	62.7	
at Temple	01/25/2022	58-61	L	19-56	.339	3-14	.214	20-32	.625	13	37	50	36.7	18	8	15	7	5	61	62.7	
Total		1253		438-1164	.376	110-362	.304	267-377	.708	219	515	734	36.7	325	232	264	63	116	1253	62.7	
Cincinnati		1427		517-1236	.418	165-508	.325	228-343	.665	236	536	772	38.6	352	288	210	92	126	1427	71.4	

Opponents Averages

Games Played	Points/game	FG Pct	3FG Pct	FT Pct	Rebounds/game	Assists/game	Turnovers/game	Assist/Turnover ratio	Steals/game	Blocks/game
20	62.7	37.6	30.4	70.8	36.7	11.6	13.2	0.9	5.8	3.2