

CINCINNATI BASKETBALL

2 NATIONAL TITLES • 6 FINAL FOURS • 8 ELITE EIGHTS • 10 SWEET SIXTEENS • 31 NCAA TOURNAMENTS • 38 CONFERENCE CHAMPIONSHIPS



2017 NCAA CHAMPIONSHIP FIRST ROUND • GAME 35

NO. 6 SEED **CINCINNATI (29-5) vs.**

NO. 11 SEED **KANSAS STATE (20-13) OR**

NO. 11 SEED **WAKE FOREST (19-13)**

Friday, Mar. 17 • 7:27 p.m. (ET) • Golden 1 Center • Sacramento, Calif.

GAME AT A GLANCE

KANSAS STATE SERIES INFO: Eighth meeting; Cincinnati leads 6-1; UC leads 2-0 in Cincinnati; UC leads 2-0 in Manhattan; UC leads 2-1 at neutral sites. **STREAK:** Cincinnati has won the last six meetings.

LAST MEETING: Cincinnati won 86-70 (Dec. 2, 1968) at the Armory Fieldhouse in Cincinnati

Bruce Weber is in his fifth season at Kansas State (99-67); 19th season overall (412-222)

WAKE FOREST SERIES INFO: Eighth meeting; Cincinnati leads 5-2; UC leads 2-1 in Cincinnati;

UC leads 2-1 in Winston-Salem; UC leads 1-0 at neutral sites. **STREAK:** Wake Forest has won the last two meetings.

LAST MEETING: Wake Forest won 74-70 (Jan. 22, 2005) at Fifth Third Arena in Cincinnati

Danny Manning is in his third season at Wake Forest (43-52); fifth season overall (81-81)

Mick Cronin is in his 11th season at Cincinnati (236-134); 14th season overall (305-158)

AP/USA TODAY RANKINGS (MAR. 6): Cincinnati (15/18); Kansas State (--/--); Wake Forest (--/RV)

RADIO: 700 WLW; **Dan Hoard** provides play-by-play with color analyst **Terry Nelson**

TV: Tru TV; **Spero Dedes** (xpr), **Steve Smith** (analyst), **Len Elmore** (analyst) and **Ros Gold-Onwude** (reporter)

UC TWITTER PAGES: @GoBearcats and @GoBearcatsMBB

CINCINNATI PROBABLE STARTERS & RESERVES

NO.	NAME	POS.	HT.	WT.	CL.-EXP.	HOMETOWN	GP-GS	PPG	RPG	APG	MIN
10	Troy Caupain	G	6-4	210	Sr.-3L	Midlothian, Va.	34-34	10.1	4.5	4.6	31.9
25	Kevin Johnson	G	6-3	185	Sr.-3L	Cincinnati, Ohio	34-34	8.0	2.1	1.3*	28.1
1	Jacob Evans III	G/F	6-6	210	So.-1L	Baton Rouge, La.	34-34	13.7	4.1	2.6	31.3
11	Gary Clark	F	6-8	225	Jr.-2L	Clayton, N.C.	34-33	10.7	7.9	2.0	28.4
24	Kyle Washington	F	6-9	230	Jr.-Tr.	Champlin, Minn.	34-33	13.1	6.9	1.2^	24.7
OFF THE BENCH											
34	Jarron Cumberland	G	6-5	218	Fr.-HS	Wilmington, Ohio	33-0	8.1	2.4	1.5	19.0
3	Justin Jenifer	G	5-10	175	So.-1L	Baltimore, Md.	33-0	3.0	1.1	2.0	13.4
13	Tre Scott	F	6-8	225	R-Fr.-HS	Darien, Ga.	34-0	3.1	2.6	0.6	10.4
33	Nysier Brooks	C	6-11	240	Fr.-HS	Philadelphia, Pa.	31-0	2.5	1.6	0.7^	8.3
0	Quadri Moore	F	6-8	230	Jr.-2L	Linden, N.J.	26-1	3.0	1.4	0.3	8.2
45	Zack Tobler	F	6-5	225	Sr.-3L	Fort Mitchell, Ky.	13-0	1.3	0.5	0.2*	2.1
32	John Koz	G	6-1	190	Fr.-HS	Cleveland, Ohio	6-0	0.0	0.3	0.3	1.7
14	Jackson Bart	F	6-5	210	R-Fr.-Tr.	Bartlesville, Okla.	8-0	0.0	0.0	0.0	1.4

Starters based on last game; ^-Blocks; *-Steals

CINCINNATI STORYLINES

- » Cincinnati is making its 31st NCAA Tournament appearance; seventh consecutive and 21st in the last 26 years. The Bearcats have compiled a 44-29 record on their way to winning two national championships (1961 & 1962), making eight regional finals (1959-63, 1992-93, 1996) and six Final Fours (1959-63, 1992).
- » Cincinnati is one of only eight schools in the nation to appear in each of the last seven NCAA Tournaments: joining Duke, Gonzaga, Kansas, Michigan State, North Carolina, VCU and Wisconsin.
- » The Bearcats are one of 10 schools to make as many as 21 NCAA Tournament appearances in the last 26 years.
- » **Troy Caupain** (second team all-conference, sportsmanship award), **Kyle Washington** (second team all-conference), **Jarron Cumberland** (all-rookie team, co-sixth man of the year), **Jacob Evans**

(all-tournament team) and **Gary Clark** (all-tournament team) all earned league honors from the American Athletic Conference last week.

- » Cincinnati enters the NCAA Tournament at 29-5, tied for the second-most wins in program history. Only the 2001-02 squad reached the 30-win plateau, finishing with a school-best 31-4 mark.
- » The Bearcats have won at least 26 games in four of the last seven years.
- » UC head coach **Mick Cronin** ranks as one of only six coaches to take his team to the NCAA Tournament in each of the last seven years, joining Mark Few (Gonzaga), Tom Izzo (Michigan State), Mike Krzyzewski (Duke), Bill Self (Kansas) and Roy Williams (North Carolina).
- » Cronin, 45, ranks fourth for most Division I wins among coaches under the age of 50 with 305 career victories.

2016-17 SCHEDULE/RESULTS

Day/Date	Opponent	TV	Time/Result
Wed./Nov. 2	Bellarmine (Exh.)	Bearcats TV	W, 64-55

NAISMITH MEMORIAL HALL OF FAME TIP-OFF

Fri./Nov. 11	1-Brown	ESPN3	W, 84-55
Mon./Nov. 14	1-Albany	ESPNU	W, 74-51
Sat./Nov. 19	2-No. 21 Rhode Island	ESPN3	L, 71-76
Sun./Nov. 20	2-Penn State	ESPN2	W, 71-50

Wed./Nov. 23	Samford	ESPN3	W, 70-55
Sat./Nov. 26	Lipscomb	F50/ESPN3	W, 91-68
Thurs./Dec. 1	at No. 19 Iowa State	ESPN	(OT) W, 55-54
Sun./Dec. 4	Bowling Green	ESPNU	W, 85-56
Sat./Dec. 10	at No. 16 Butler	FS1	L, 65-75
Tues./Dec. 13	Texas Southern	ESPN3	W, 96-58
Sat./Dec. 17	Fairleigh Dickinson	F50/ESPN3	W, 119-68
Thurs./Dec. 22	Marshall	CBSSN	(OT) W, 93-91
Wed./Dec. 28	at Temple •	ESPNU	W, 56-50
Sun./Jan. 1	Tulane •	CBSSN	W, 92-56
Sat./Jan. 7	at Houston •	ESPNU	W, 67-58
Thurs./Jan. 12	SMU •	ESPN	W, 66-64
Sun./Jan. 15	at East Carolina •	CBSSN	W, 55-46
Wed./Jan. 18	Temple •	CBSSN	W, 81-74
Sat./Jan. 21	at Tulane •	CBSSN	W, 78-61
Thurs./Jan. 26	3-No. 24 Xavier	ESPN2	W, 86-78
Sun./Jan. 29	USF •	CBSSN	W, 94-53
Wed./Feb. 1	at Tulsa •	CBSSN	W, 57-55
Sat./Feb. 4	UConn •	ESPN2	W, 82-68
Wed./Feb. 8	UCF •	ESPNU	W, 60-50
Sun./Feb. 12	at No. 25 SMU •	ESPN	L, 51-60
Wed./Feb. 15	at USF •	ESPNU	W, 68-54
Sat./Feb. 18	Tulsa •	ESPNU	W, 80-60
Thurs./Feb. 23	Memphis •	ESPN	W, 87-74
Sun./Feb. 26	at UCF •	CBSSN	L, 49-53
Thurs./Mar. 2	Houston •	ESPN2	W, 65-47
Sun./Mar. 5	at UConn •	CBS	W, 67-47

AMERICAN CHAMPIONSHIP (HARTFORD, CONN.)

Fri./Mar. 10	4-Tulsa (Quarterfinals)	ESPNU	W, 80-61
Sat./Mar. 11	4-UConn (Semifinals)	ESPN2	W, 81-71
Sun./Mar. 12	4-No. 12 SMU (Championship)	ESPN	L, 56-71

NCAA CHAMPIONSHIP

Mar. 17	5-Kansas St./Wake Forest (1st Rd)	Tru TV	7:27 p.m. ET
Mar. 19	5-UCLA/Kent State (2nd Rd)	TBA	TBA
Mar. 23-26	Regional Semis/Finals	CBS/Turner	TBA
Apr. 1 & 3	Final Four/Championship	CBS/Turner	TBA

Notes: All times listed are Eastern. Home games are in **boldface**.

(*) - Denotes American Athletic Conference game.

Key: CBSSN - CBS Sports Network; F50/ESPN3 - Game will be televised regionally by FOX Sports Ohio and is also available on ESPN3 outside the F50 viewing area. FS1 - Fox Sports 1; ESPN/ESPN2 - Game will be televised by either ESPN or ESPN2 with decision made one week prior.

1-Naismith Memorial Hall of Fame Tip-Off (campus sites);

2-Naismith Memorial Hall of Fame Tip-Off (Mohegan Sun);

3-Skyline Chili Crosstown Shootout;

4-American Championship (XL Center);

5-NCAA Championship First and Second Round site: Sacramento, Calif. (Golden 1 Center).

6-NCAA Championship Regional sites: Kansas City, Kan. (Sprint Center), San Jose, Calif. (SAP Center), Memphis, Tenn. (FedExForum), New York, N.Y. (Madison Square Garden);

7-NCAA Championship Final Four site: Phoenix, Ariz. (University of Phoenix Stadium).

WE WEAR CINCINNATI!

2016-17 CINCINNATI NUMERICAL ROSTER

NO.	NAME	POS.	HT.	WT.	CLASS	EXP.	HOMETOWN/LAST SCHOOL
0	Quadri Moore	F	6-8	230	Jr.	2L	Linden, N.J./Linden HS
1	Jacob Evans III	G/F	6-6	210	So.	1L	Baton Rouge, La./St. Michael the Archangel HS
3	Justin Jenifer	G	5-10	175	So.	1L	Baltimore, Md./Milford Mill Academy
10	Troy Caupain	G	6-4	210	Sr.	3L	Midlothian, Va./Cosby HS
11	Gary Clark	F	6-8	225	Jr.	2L	Clayton, N.C./Clayton HS
13	Tre Scott	F	6-8	225	R-Fr.	HS	Darien, Ga./McIntosh County Academy
14	Jackson Bart #	F	6-5	210	R-Fr.	Tr.	Bartlesville, Okla./Oral Roberts
15	Cane Broome @	G	6-0	160	Jr.	Tr.	East Hartford, Conn./Sacred Heart
24	Kyle Washington	F	6-9	230	Jr.	Tr.	Champlin, Minn./NC State
25	Kevin Johnson	G	6-3	185	Sr.	3L	Cincinnati, Ohio/Summit Country Day School
32	John Koz #	G	6-1	190	Fr.	HS	Cleveland, Ohio/Bay HS
33	Nysier Brooks	C	6-11	240	Fr.	HS	Philadelphia, Pa./Advanced Prep International (Texas)
34	Jarron Cumberland	G	6-5	218	Fr.	HS	Wilmington, Ohio/Wilmington HS
45	Zack Tobler #	F	6-5	225	Sr.	3L	Fort Mitchell, Ky./Covington Catholic HS

2016-17 CINCINNATI ALPHABETICAL ROSTER

NO.	NAME	POS.	HT.	WT.	CLASS	EXP.	HOMETOWN/LAST SCHOOL
14	Jackson Bart #	F	6-5	210	R-Fr.	Tr.	Bartlesville, Okla./Oral Roberts
33	Nysier Brooks	C	6-11	240	Fr.	HS	Philadelphia, Pa./Advanced Prep International (Texas)
15	Cane Broome @	G	6-0	160	Jr.	Tr.	East Hartford, Conn./Sacred Heart
10	Troy Caupain	G	6-4	210	Sr.	3L	Midlothian, Va./Cosby HS
11	Gary Clark	F	6-8	225	Jr.	2L	Clayton, N.C./Clayton HS
34	Jarron Cumberland	G	6-5	218	Fr.	HS	Wilmington, Ohio/Wilmington HS
1	Jacob Evans III	G/F	6-6	210	So.	1L	Baton Rouge, La./St. Michael the Archangel HS
3	Justin Jenifer	G	5-10	175	So.	1L	Baltimore, Md./Milford Mill Academy
25	Kevin Johnson	G	6-3	185	Sr.	3L	Cincinnati, Ohio/Summit Country Day School
32	John Koz #	G	6-1	190	Fr.	HS	Cleveland, Ohio/Bay HS
0	Quadri Moore	F	6-8	230	Jr.	2L	Linden, N.J./Linden HS
13	Tre Scott	F	6-8	225	R-Fr.	HS	Darien, Ga./McIntosh County Academy
45	Zack Tobler #	F	6-5	225	Sr.	3L	Fort Mitchell, Ky./Covington Catholic HS
24	Kyle Washington	F	6-9	230	Jr.	Tr.	Champlin, Minn./NC State

@ - Will sit out the 2015-16 season due to NCAA transfer rules; # - Walk-on

COACHING & SUPPORT STAFF

Head Coach: Mick Cronin (11th season at UC; 14th season overall)

Associate Head Coach: Larry Davis

Assistant Coaches: Darren Savino, Antwon Jackson

Director of Basketball Operations: Mark Berger

Director of Student-Athlete Development: T.J. Wolf

Video Coordinator: Greg YOUNCOFSKI

Program Assistant: JaQuon Parker

Head Athletic Trainer: Robb Williams

Director of Strength & Conditioning: Mike Rehfeldt

Assistant Director of Equipment: Andy Frigge

PRONUNCIATION

NYSIER Brooks	nah-SEER
Troy CAUPAIN	co-PAIN
JARRON Cumberland	JAIR-in
John KOZ	COSE (or rhymes with nose)
QUADRI Moore	QUAD-ree

ROSTER INFORMATION

BY STATE/COUNTRY

Connecticut	(1) Cane Broome
Georgia	(1) Tre Scott
Kentucky	(1) Zack Tobler
Louisiana	(1) Jacob Evans
Maryland	(1) Justin Jenifer
Minnesota	(1) Kyle Washington
New Jersey	(1) Quadri Moore
North Carolina	(1) Gary Clark
Ohio	(3) Jarron Cumberland, Kevin Johnson, John Koz
Oklahoma	(1) Jackson Bart
Pennsylvania	(1) Nysier Brooks
Virginia	(1) Troy Caupain

BY CLASS

True Freshmen	(3) Nysier Brooks, Jarron Cumberland, John Koz
R-Freshmen	(2) Jackson Bart, Tre Scott
Sophomores	(2) Jacob Evans III, Justin Jenifer
Juniors	(4) Cane Broome, Gary Clark, Quadri Moore, Kyle Washington
Seniors	(3) Troy Caupain, Kevin Johnson, Zach Tobler

BY HEIGHT

6-11	(1) Nysier Brooks
6-9	(1) Kyle Washington
6-8	(3) Gary Clark, Quadri Moore, Tre Scott
6-6	(1) Jacob Evans III
6-5	(3) Jackson Bart, Jarron Cumberland, Zack Tobler
6-4	(1) Troy Caupain
6-3	(1) Kevin Johnson
6-1	(1) John Koz
6-0	(1) Cane Broome
5-10	(1) Justin Jenifer

CINCINNATI QUICK FACTS

GENERAL INFORMATION

Location	Cincinnati, Ohio 45221
Founded	1819
Enrollment	44,338
Nickname	Bearcats
Colors	Red (PMS: 186) and Black
Arena (Capacity)	Fifth Third Arena (13,176)
Affiliation	NCAA Division I
Conference	American
President	Neville Pinto
Director of Athletics	Mike Bohn
Faculty Representative	Dr. David M. Szymanski
Department of Athletics Phone	(513) 556-4603
Athletics Ticket Office Phone	(877) CATS-TIX

ATHLETIC COMMUNICATIONS

Asst. AD/Primary Basketball Contact	Andre Foushee
Office/Cell Phone	(513) 556-5182/(859) 797-7871
Email Address	Andre.Foushee@uc.edu
Secondary Basketball Contact	Alex Ryan
Office/Cell Phone	513-556-0618/(513) 623-9992
Email Address	Alex.Ryan@uc.edu
Press Row Phone	(513) 556-3800
Website	GoBears.com
Twitter	@GoBears.com and @GoBearsMBB

BASKETBALL STAFF

Head Coach	Mick Cronin (Cincinnati '97)
Basketball Office Phone	(513) 556-5847
Associate Head Coach	Larry Davis (Asbury '78)
Assistant Coach	Darren Savino (Jersey City '94)
Assistant Coach	Antwon Jackson (Pikeville College '93)
Director of Operations	Mark Berger (Cincinnati '01)
Dir. of Student-Athlete Development	T.J. Wolf (Murray State '07)
Video Coordinator	Greg YOUNCOFSKI (Kansas '13)
Program Assistant	JaQuon Parker (Cincinnati '14)
Assoc. AD/Sports Medicine	Bob Mangine (Pittsburgh '73)
Head Athletic Trainer	Robb Williams (Ohio State '82)
Dir. /Strength & Condition	Mike Rehfeldt (St. Cloud St. '05)
Administrative Assistant	Winona Shaw-Gunn

HISTORY

First season of basketball	1901-02
All-time record	1,756-1,002 (.637)
NCAA appearances / last	31 / 2017
All-time record	44-29 (.603)
Final Four appearances / last	6 / 1992
Elite Eight appearances / last	8 / 1996
Sweet 16 appearances / last	10 / 2012
Conference Championships / last	38 / 2014
Postseason NIT appearances / last	10 / 2010
All-time record	8-10 (.444)

TEAM INFORMATION

2015-16 Record	22-11
American Athletic Conference Record (Place)	12-6 (T-3rd)
Starters returning/lost	2/3
Letterwinners returning/lost	7/4
Percent of scoring returning	57.2 percent (1,384 of 2,418)
Percent of rebounding returning	55.5 percent (662 of 1,193)



CINCINNATI IN THE NCAA CHAMPIONSHIP

- » During its NCAA Championship history, Cincinnati has compiled a 44-29 all-time record en route to winning two national titles (1961 and 1962), making eight regional finals (1959-63, 1992-93, 1996) and six final fours (1959-63, 1992).
- » The Bearcats are making the program's 31st NCAA Tournament appearance this season. UC is one of only 19 schools with 31 or more NCAA Tournament appearances all-time.
- » Cincinnati is one of 10 schools to appear in the NCAA Tournament in at least 21 of the last 26 seasons.
- » Cincinnati enters the tournament as one of only eight schools in the nation that have played in seven consecutive NCAA Tournaments, joining Duke, Gonzaga, Kansas, Michigan State, North Carolina, VCU and Wisconsin.
- » Mick Cronin is one of six coaches to take his team to the NCAA Tournament in each of the last seven years, joining Mark Few (Gonzaga), Tom Izzo (Michigan State), Mike Krzyzewski (Duke), Bill Self (Kansas) and Roy Williams (North Carolina).
- » Cronin joins Bob Huggins as the only coaches in Cincinnati history to take the Bearcats to as many as seven NCAA Tournaments. Huggins took UC to 14 consecutive tournaments from 1992-2005. Cronin is 3-5 in the NCAA tournament with Cincinnati. He was 0-2 in two trips with Murray State (2004 & 2006).
- » Seniors Troy Caupain (2014-17) and Kevin Johnson (2014-17) have joined Shaq Thomas (2013-2016), Jermaine Sanders (2012-2015), Sean Kilpatrick (2011-2014) and Justin Jackson (2011-2014) as Cronin-coached Bearcats to play in four consecutive NCAA Tournaments during their careers.
- » Last season as a No. 9 seed, Cincinnati lost to No. 8 seed Saint Joseph's 78-76 in the first round of the West region in Spokane, Wash. An Octavius Ellis dunk was ruled to come just after the final buzzer that would have sent the contest into overtime.
- » As a No. 8 seed in the Midwest region in 2015 NCAA Tournament, Cincinnati defeated Purdue 66-65 in overtime before falling to previously undefeated and tournament top seed Kentucky 64-51. Both games were played at the KFC Yum! Center in Louisville, Ky., March 19th and 22nd, respectively.
- » As the No. 5 seed in the East region of the 2014 NCAA Tournament, UC was upset by No. 12 seed Harvard 61-57 on March 20 in Spokane, Wash.
- » At the 2013 NCAA Tournament as a No. 10 seed in the Midwest region, Cincinnati lost to No. 7 seed Creighton 67-63 in the second round on March 22 in Philadelphia, Pa.
- » As a sixth-seed in the East region in 2012, the Bearcats advanced to their first NCAA Sweet 16 since 2001, defeating Texas (65-59) and Florida State (62-56) before falling to Ohio State (81-66) in the regional semifinals.
- » The Bearcats returned to the tournament for the first time in six seasons in 2010-11 as a sixth-seed in the West region. UC knocked off Missouri (78-63) in the second round before falling to fellow BIG EAST Conference member and eventual national champion, Connecticut (69-58) two days later.
- » Cincinnati is one of only five programs in the nation to play in three consecutive NCAA title games (1961-63), joining Ohio State (1960-62), UCLA (1967-73), Duke (1990-92) and Kentucky (1996-98). The Bearcats won the crown in 1961 and 1962 and were second in 1963.

UC'S NCAA CHAMPIONSHIP RESULTS

1958	1-1	Midwest Regional—3rd place
1959	3-1	Midwest Regional—Champs
		Final Four—3rd place
1960	3-1	Midwest Regional—Champs
		Final Four—3rd place
1961	4-0	Midwest Regional—Champs
		Final Four—National Champs
1962	4-0	Midwest Regional—Champs
		Final Four—National Champs
1963	3-1	Midwest Regional—Champs
		Final Four—Runner-Up
1966	0-2	Midwest Regional—4th place
1975	2-1	Midwest Regional—3rd place
1976	0-1	Midwest Pre-Regional
1977	0-1	Midwest Pre-Regional
1992	4-1	Midwest Regional (No. 4 seed)
		Regional Champs
		Final Four—Semifinalist
1993	3-1	East Regional (No. 2 seed)
		Regional Runner-up
1994	0-1	West Regional (No. 8 seed)
1995	1-1	West Regional (No. 7 seed)
1996	3-1	Southeast Regional (No. 2 seed)
		Regional Runner-up
1997	1-1	Midwest Regional (No. 3 seed)
1998	1-1	West Regional (No. 2 seed)
1999	1-1	East Regional (No. 3 seed)
2000	1-1	South Regional (No. 2 seed)
2001	2-1	West Regional (No. 5 seed)
2002	1-1	West Regional (No. 1 seed)
2003	0-1	West Regional (No. 8 seed)
2004	1-1	Atlanta Regional (No. 4 seed)
2005	1-1	Austin Regional (No. 7 seed)
2011	1-1	West Regional (No. 6 seed)
2012	2-1	East Regional (No. 6 seed)
2013	0-1	Midwest Regional (No. 10 seed)
2014	0-1	East Regional (No. 5 seed)
2015	1-1	Midwest Regional (No. 8 seed)
2016	0-1	West Regional (No. 9 seed)

UC AT THE NCAA CHAMPIONSHIP

Previous Appearances: 30

Record: 44-29 (.603)

8 Elite Eight Appearances (1959-63, 1992, 1993, 1996)

6 Final Four Appearances (1959-63, 1992)

2 National Championships (1961, 1962)

RECORD BY REGION

Atlanta Regional: 1-1

East Regional: 6-4

South Regional: 1-1

West Regional: 6-8

Austin Regional: 1-1

Midwest Region: 26-13

Southeast Regional: 3-1

RECORD BY SEED

No. 1 seed: 1-1

No. 3 seed: 6-3

No. 5 seed: 2-2

No. 7 seed: 2-2

No. 9 seed: 0-1

No. 2 seed: 8-4

No. 4 seed: 1-1

No. 6 seed: 3-2

No. 8 seed: 1-3

No. 10 seed: 0-1

RECORD BY LOCATION

Anaheim, Calif.: 0-1

Boise, Idaho: 1-1

Columbus, Ohio: 1-1

East Rutherford, N.J.: 1-1

Kansas City, Mo.: 2-0

Lawrence, Kan.: 7-1

Louisville, Ky.: 5-3

Manhattan, Kan.: 2-0

Nashville, Tenn.: 3-1

Omaha, Neb.: 0-1

Pittsburgh, Pa.: 1-1

Salt Lake City, Utah: 1-2

San Francisco, Calif.: 1-1

Syracuse, N.Y.: 2-0

Auburn Hills, Mich.: 1-1

Boston, Mass.: 1-2

Dayton, Ohio: 2-0

Indianapolis, Ind.: 1-1

Las Cruces, N.M.: 1-1

Lexington, Ky.: 1-1

Lubbock, Texas: 1-2

Minneapolis, Minn.: 0-1

Ogden, Utah: 0-1

Orlando, Fla.: 2-0

Philadelphia, Pa.: 0-1

San Diego, Calif.: 2-0

Spokane, Wash.: 0-2

Washington, D.C.: 1-1

TEAM SINGLE-GAME RECORDS

Points	101	v. UCLA, 2002
FG	43	v. DePaul, 1960
FGA	80	v. UCLA, 2002
FG Pct.	.614	v. Temple, 1995
3-FG	15	v. Connecticut, 1995
3-FGA	32	v. East Tenn. St., 2004
3-FG Pct	.579	v. Brigham Young, 2001
FT	27	v. Arkansas, 1958
FTA	39	v. Oregon State, 1963
FT Pct.	.900	v. Temple, 1996
Assists	24	v. Louisville, 1959
Rebounds	68	v. Texas Tech, 1961

INDIVIDUAL SINGLE-GAME RECORDS

Points	56	Oscar Robertson v. Arkansas, 1958
FG	21	Oscar Robertson v. Arkansas, 1958
FGA	36	Oscar Robertson v. Arkansas, 1958
3-FG	6	Nick Van Exel v. N. Carolina, 1993
3-FGA	14	Nick Van Exel v. N. Carolina, 1993
FT	14	Oscar Robertson v. Arkansas, 1958
FTA	19	Oscar Robertson v. Louisville, 1959
Assists	9	Oscar Robertson v. California, 1959
		Damon Flint v. Butler, 1997
Rebounds	20	Mike Franklin v. Notre Dame, 1975

CINCINNATI IN THE NCAA TOURNAMENT

CINCINNATI'S ALL-TIME RESULTS AT THE NCAA CHAMPIONSHIP

2016 -- Final Record: 22-11 -- Seed: No. 9

Head Coach: Mick Cronin

Captain: Shaq Thomas, Octavius Ellis

West Regional (Spokane, Wash.)

M 18	Saint Joseph's	L	76-78
------	----------------	---	-------

2015 -- Final Record: 23-11 -- Seed: No. 8

Head Coach: Mick Cronin (led by Larry Davis)

Captain: Jermaine Sanders

Midwest Regional (Louisville, Ky.)

M 19	Purdue	W-ot	66-65
------	--------	------	-------

M 21	Kentucky	L	51-64
------	----------	---	-------

2014 -- Final Record: 27-7 -- Seed: No. 5

Head Coach: Mick Cronin

Captains: Justin Jackson, Sean Kilpatrick, Titus Rubles

East Regional (Spokane, Wash.)

M 20	Harvard	L	57-61
------	---------	---	-------

2013 -- Final Record: 22-12 -- Seed: No. 10

Head Coach: Mick Cronin

Captains: Cashmere Wright, JaQuon Parker

Midwest Regional (Philadelphia, Pa.)

M 22	Creighton	L	63-67
------	-----------	---	-------

2012 -- Final Record: 26-11 -- Seed: No. 6

Head Coach: Mick Cronin

Captains: Yancy Gates, Dion Dixon

East Regional (Nashville, Tenn.)

M 16	Texas	W	65-59
------	-------	---	-------

M 18	Florida State	W	62-56
------	---------------	---	-------

East Regional Semifinal (Boston, Mass.)

M22	Ohio State	L	66-81
-----	------------	---	-------

2011 -- Final Record: 26-9 -- Seed: No. 6

Head Coach: Mick Cronin

Captains: Rashad Bishop, Larry Davis, Ibrahima Thomas, Eddie Tyree, Darnell Wilks

West Regional (Washington, D.C.)

M 17	Missouri	W	78-63
------	----------	---	-------

M 19	Connecticut	L	58-69
------	-------------	---	-------

2005 -- Final Record: 25-8 -- Seed: No. 7

Head Coach: Bob Huggins

Captains: Jason Maxiell, Nick Williams

Austin Regional (Indianapolis, Ind.)

M 17	Iowa	W	76-64
------	------	---	-------

M 19	Kentucky	L	60-69
------	----------	---	-------

2004 -- Final Record: 25-7 -- Seed: No. 4

Head Coach: Bob Huggins

Captains: Jason Maxiell, Field Williams

Atlanta Regional (Columbus, Ohio)

M 19	East Tennessee St.	W	80-77
------	--------------------	---	-------

M 21	Illinois	L	68-92
------	----------	---	-------

2003 -- Final Record: 17-12 -- Seed: No. 8

Head Coach: Bob Huggins

Captain: Leonard Stokes

West Regional (Salt Lake City, Utah)

M 20	Gonzaga	L	69-74
------	---------	---	-------

2002 -- Final Record: 31-4 -- Seed: No. 1

Head Coach: Bob Huggins

Captains: Steve Logan, Immanuel McElroy

West Regional (Pittsburgh, Pa.)

M 15	Boston University	W	90-52
------	-------------------	---	-------

M 17	UCLA	L-2ot	101-105
------	------	-------	---------

2001 -- Final Record: 25-10 -- Seed: No. 5

Head Coach: Bob Huggins

Captains: Steve Logan, Kenny Satterfield

West Regional (San Diego, Calif.)

M 15	Brigham Young	W	84-59
------	---------------	---	-------

M 17	Kent State	W	66-43
------	------------	---	-------

West Regional Semifinals (Anaheim, Calif.)

M 22	Stanford	L	65-78
------	----------	---	-------

2000 -- Final Record: 29-4 -- Seed: No. 2

Head Coach: Bob Huggins

Captains: Kenyon Martin, Pete Mickeal

South Regional (Nashville, Tenn.)

M 17	UNC Wilmington	W	64-47
------	----------------	---	-------

M 19	Tulsa	L	61-69
------	-------	---	-------

1999 -- Final Record: 27-6 -- Seed: No. 3

Head Coach: Bob Huggins

Captains: Melvin Levett, Kenyon Martin

East Regional (Boston, Mass.)

M 12	George Mason	W	72-48
------	--------------	---	-------

M 14	Temple	L	54-64
------	--------	---	-------

1998 -- Final Record: 27-6 -- Seed: No. 2

Head Coach: Bob Huggins

Captains: D'Juan Baker, Bobby Brannen

West Regional (Boise, Idaho)

M 12	Northern Arizona	W	65-62
------	------------------	---	-------

M 14	West Virginia	L	74-75
------	---------------	---	-------

1997 -- Final Record: 26-8 -- Seed: No. 3

Head Coach: Bob Huggins

Captains: Darnell Burton, Damon Flint, Danny Fortson

Midwest Regional (Auburn Hills, Mich.)

M 13	Butler	W	86-69
------	--------	---	-------

M 15	Iowa State	L	66-67
------	------------	---	-------

1996 -- Final Record: 27-4 -- Seed: No. 2

Head Coach: Bob Huggins

Captain: Keith Gregor

Southeast Regional (Orlando, Fla.)

M 15	UNC Greensboro	W	66-61
------	----------------	---	-------

M 17	Temple	W	78-65
------	--------	---	-------

Southeast Regional Finals (Lexington, Ky.)

M 22	Georgia Tech	W	87-70
------	--------------	---	-------

M 24	Mississippi State	L	63-73
------	-------------------	---	-------

1995 -- Final Record: 23-11 -- Seed: No. 7

Head Coach: Bob Huggins

Captains: Curtis Bostic, LaZelle Durden, Keith Gregor

West Regional (Salt Lake City, Utah)

M 16	Temple	W	77-71
------	--------	---	-------

M 18	Connecticut	L	91-96
------	-------------	---	-------

1994 -- Final Record: 22-10 -- Seed: No. 8

Head Coach: Bob Huggins

Captains: Curtis Bostic, Keith Gregor

West Regional (Ogden, Utah)

M 17	Wisconsin	L	72-80
------	-----------	---	-------

1993 -- Final Record: 27-5 -- Seed: No. 2

Head Coach: Bob Huggins

Captains: Tarrance Gibson, Terry Nelson

East Regional (Syracuse, N.Y.)

M 19	Coppin State	W	93-66
------	--------------	---	-------

M 21	New Mexico State	W	92-55
------	------------------	---	-------

East Regional Finals (East Rutherford, N.J.)

M 26	Virginia	W	71-54
------	----------	---	-------

M 28	North Carolina	L-ot	68-75
------	----------------	------	-------

1992 -- Final Record: 29-5 -- Seed: No. 3

NCAA Final Four

Head Coach: Bob Huggins

Captains: Anthony Buford, Herb Jones, Mike Reicheneker

Midwest Regional (Dayton, Ohio)

M 20	Delaware	W	85-47
------	----------	---	-------

M 22	Michigan State	W	77-65
------	----------------	---	-------

Midwest Regional Finals (Kansas City, Mo.)

M 27	Texas-El Paso	W	69-67
------	---------------	---	-------

M 29	Memphis State	W	88-57
------	---------------	---	-------

Final Four (Minneapolis, Minn.)

A 4	Michigan	L	72-76
-----	----------	---	-------

1977 -- Final Record: 25-5

Head Coach: Gale Catlett

Captain: Gary Yoder

Midwest Regional (Omaha, Neb.)

M 12	Marquette	L	51-66
------	-----------	---	-------

1976 -- Final Record: 25-6

Head Coach: Gale Catlett

Captains: Mike Artis, Garry Kamstra, Hal Ward

Midwest Regional (Lawrence, Kan.)

M 13	Notre Dame	L	78-79
------	------------	---	-------

1975 -- Final Record: 23-6

Head Coach: Gale Catlett

Captain: Steve Collier

Midwest Regional (Lubbock, Texas)

M 15	Texas A&M	W	87-79
------	-----------	---	-------

Midwest Regional Finals (Las Cruces, N.M.)

M 20	Louisville	L	63-78
------	------------	---	-------

M 22	Notre Dame	W	95-87
------	------------	---	-------

1966 -- Final Record: 21-7

Head Coach: Tay Baker

Captain: Don Rolfes

Midwest Regional (Lubbock, Texas)

M 11	Texas-El Paso	L-ot	76-78
------	---------------	------	-------

M 12	So. Methodist	L	84-89
------	---------------	---	-------

1963 -- Final Record: 26-2

NCAA Runner-Up

Head Coach: Ed Jucker

Captain: Tony Yates

Midwest Regional (Lawrence, Kan.)

M 15	Texas	W	73-68
------	-------	---	-------

M 16	Colorado	W	67-60
------	----------	---	-------

Final Four (Louisville, Ky.)

M 22	Oregon State	W	80-46
------	--------------	---	-------

M 23	Loyola (IL)	L-ot	58-60
------	-------------	------	-------

1962 -- Final Record: 29-2

NCAA Champions

Head Coach: Ed Jucker

Captain: Paul Hogue

Midwest Regional (Manhattan, Kan.)

M 16	Creighton	W	66-46
------	-----------	---	-------

M 17	Colorado	W	73-46
------	----------	---	-------

Final Four (Louisville, Ky.)

M 23	UCLA	W	72-70
------	------	---	-------

M 24	Ohio State	W	71-59
------	------------	---	-------

1961 -- Final Record: 27-3

NCAA Champions

Head Coach: Ed Jucker

Captains: Bob Weisenhahn, Carl Bouldin

Midwest Regional (Lawrence, Kan.)

M 17	Texas Tech	W	78-55
------	------------	---	-------

M 18	Kansas State	W	69-64
------	--------------	---	-------

Final Four (Kansas City, Mo.)

M 24	Utah	W	82-67
------	------	---	-------

M 25	Ohio State	W-ot	70-65
------	------------	------	-------

1960 -- Final Record: 28-2

NCAA Final Four

Head Coach: George Smith

Captains: Oscar Robertson, Ralph Davis

Midwest Regional (Manhattan, Kan.)

M 11	DePaul	W	99-59
------	--------	---	-------

M 12	Kansas	W	82-71
------	--------	---	-------

Final Four (San Francisco, Calif.)

M 18	California	L	69-77
------	------------	---	-------

M 19	New York U.	W	95-71
------	-------------	---	-------

1959 -- Final Record: 26-4

NCAA Final Four

Head Coach: George Smith

Captains: Oscar Robertson, Mike Mendenhall

Midwest Regional (Lawrence, Kan.)

M 13	Texas Christian	W	77-73
------	-----------------	---	-------

M 14	Kansas State	W	85-75
------	--------------	---	-------

Final Four (Louisville, Ky.)

M 20	California	L	58-64
------	------------	---	-------

M 21	Louisville	W	98-85
------	------------	---	-------

1958 -- Final Record: 25-3

Head Coach: George Smith

Captains: Connie Dierking, Wayne Stevens

</

PREVIEWING THE GAME

- » The University of Cincinnati men's basketball team returns to the NCAA Championship for the seventh straight season with a first-round game against either Kansas State or Wake Forest on Friday, March 17, at the Golden 1 Center (15,745) in Sacramento, California.
- » Cincinnati is one of eight schools in the nation to play in seven consecutive NCAA Tournaments, along with Duke, Gonzaga, Kansas, Michigan State, North Carolina, VCU and Wisconsin.
- » UC (29-5) is the No. 6 seed in the South Region while the No. 11 seed will be either Kansas State (20-13) or Wake Forest (19-13). The Wildcats and Demon Deacons will play Tuesday, March 14, at 9:10 p.m. ET in Dayton to determine who advances to face the Bearcats. No. 3 UCLA (29-4) and No. 14 Kent State (22-13) are the other South Region teams playing in Sacramento.
- » The game will tipoff at 7:27 p.m. ET and be televised by TruTV with Spero Dedes (play-by-play), Steve Smith (analyst), Len Elmore (analyst) and Ros Gold-Onwude (sideline) calling the action. The game will also air on 700 WLW AM with Dan Hoard (play-by-play) and Terry Nelson (analyst) on the call.
- » TruTV is available in Cincinnati on UC's campus (61), Time Warner Cable (220/1220 HD), Cincinnati Bell (39/539 HD), DirecTV (246) and Dish (242/9430 HD).
- » The Bearcats are making their 31st overall appearance in the NCAA Championship, seventh consecutive and 21st in the past 26 seasons. UC has compiled a 44-29 record on the way to winning two National Championships (1961 & 1962), making eight regional finals (1959-63, 1992-93, 1996) and six Final Fours (1959-63, 1992).
- » UC is a No. 6 seed for the third time in its postseason history, all under Head Coach Mick Cronin, and is seeded in the South Region for the first time since 2004. UC is 5-3 all-time in South Region play.
- » UC closed out the regular season with a 29-5 mark and a 16-2 record in American Athletic Conference play. The Bearcats advanced to the American Athletic Conference Tournament Championship but fell to rival SMU.
- » Troy Caupain, winner of the American's Sportsman-ship Award, and Kyle Washington were Second-Team All-American Athletic Conference selections and freshman Jarron Cumberland was tabbed as the American's Sixth Man of the Year and a member of the league's all-rookie team. Gary Clark and Jacob Evans earned spots on the American's All-Tournament Team. Evans (13.8 ppg), Washington (13.1 ppg), Clark (10.7 ppg) and Caupain (10.2) all averaged double-digits while Clark (7.8 rpg) and Washington (6.9 rpg) led the squad in rebounding.

SCOUTING KANSAS STATE

- » Kansas State enters the tournament with a 20-13 overall record after posting an 8-10 record in the Big 12 to earn the six-seed in the 2017 Phillips 66 Big 12 Men's Basketball Championship, where they upset third-seed Baylor in the quarterfinals before falling to second-seeded West Virginia in the semifinals.
- » The Wildcats will be making their 29th all-time appearance in the Big Dance and their first since the 2014 tournament. Participants in the Final Four on four occasions (1948, 1951, 1958, 1964), KSU holds an all-time record of 33-32 record in the tournament.
- » Head Coach Bruce Weber will be leading his Wildcats into the NCAA Tournament for the third time in his five seasons in Manhattan.

- » 20-13 overall, 8-10 Big 12
- » Conference regular season finish: 6th
- » Conference tournament finish: Semifinals; Defeated (3) Baylor, 70-64, Lost to (2) West Virginia, 51-50
- » Qualified to NCAA: at-large selection (#11)
- » NCAA Tournament history: 29th year (33-32)
- » **Statistical Leaders**
- » Scorer: Wesley Iwundu (12.5)
- » Rebounder: Wesley Iwundu (6.4)
- » Assists: Kamau Stokes (4.3)
- » Steals: Barry Brown (2.4)
- » Blocks: D.J. Johnson (1.5)
- » Three-point Shooting: Zach Winter (66.7)
- » **Postseason Awards**
- » Wesley Iwundu: All-Big 12 Third Team
- » D.J. Johnson: All-Big 12 Honorable Mention
- » **Series Notes**
- » All-time record vs. Kansas State: 6-1
- » Last meeting: W, 86-70 (12/2/68)
- » NCAA Tournament record vs. KSU: 2-1
- » Last NCAA meeting: W, 69-64 (3/18/61)
- » Cronin vs. Kansas State: 0-0

SCOUTING WAKE FOREST

- » Wake Forest heads into the First Four with a 19-13 overall record after finishing 9-9 in the Atlantic Coast Conference this season. The Demon Deacons recently played in the 2017 New York Life ACC Tournament as the 10-seed and downed 15-seed Boston College in the first round (92-78) before falling to seven-seed Virginia Tech (99-90) in the second round one day later. WFU will be making their 23rd appearance in the NCAA Tournament and their first since reaching the second round of the 2010 event.
- » Head Coach Danny Manning will lead his Demon Deacons into the national tournament for the first time in his three seasons in Winston-Salem with the team looking to improve upon its all-time NCAA record of 28-22.
- » 19-13 overall, 9-9 ACC
- » Conference regular season finish: 10th
- » Conference tournament finish: Second Round; Defeated (15) Boston College, 92-78, Lost to (7) Virginia Tech, 99-90
- » Qualified to NCAA: at-large selection (#11)
- » NCAA Tournament history: 23rd year (28-22)
- » **Statistical Leaders**
- » Scorer: John Collins (19.1)
- » Rebounder: John Collins (9.8)
- » Assists: Bryant Crawford (5.4)
- » Steals: Bryant Crawford (1.4)
- » Blocks: John Collins (1.6)
- » Three-point Shooting: Keyshawn Woods (45.7)
- » **Postseason Awards**
- » John Collins: ACC Most Improved Player; First Team All-ACC; USBWA All-District III
- » **Series Notes**
- » All-time record vs. Wake Forest: 5-2
- » Last meeting: L, 74-70 (1/22/05)
- » NCAA Tournament record vs. Wake Forest: 0-0
- » Cronin vs. Wake Forest: 0-0

SCOUTING UCLA

- » 29-4 overall, 15-3 Pac-12
- » Conference regular season finish: 3rd
- » Conference tournament finish: Semifinals; Defeated (6) USC, 76-74, Lost to (2) Arizona, 86-75
- » Qualified to NCAA: at-large selection (#3)
- » NCAA Tournament history: 48th year (104-40)
- » **Statistical Leaders**
- » Scorer: TJ Leaf (16.2)
- » Rebounder: Thomas Welsh (8.8)
- » Assists: Lonzo Ball (7.7)
- » Steals: Lonzo Ball (1.9)
- » Blocks: Thomas Welsh (1.4)
- » Three-point Shooting: Bryce Alford (43.5)
- » **Postseason Awards**
- » Lonzo Ball: USA Today First Team All-American; The Sporting News First Team All-American; Pac-12 Freshman of the Year (coaches & AP); AP Pac-12 Newcomer of the Year; All-Pac-12 First Team (coaches & AP); Pac-12 All-Freshman Team; Pac-12 All-Defensive Team Honorable Mention
- » Bryce Alford: All-Pac-12 First Team (coaches); All-Pac-12 Second Team (AP)
- » Aaron Holiday: Pac-12 All-Defensive Team Honorable Mention
- » TJ Leaf: All-Pac-12 First Team (coaches & AP); Pac-12 All-Freshman Team
- » Thomas Welsh: Pac-12 All-Academic Second Team
- » **Series Notes**
- » All-time record vs. UCLA: 2-1
- » Last meeting: L, 105-101 (2ot)(3/17/02)
- » NCAA Tournament record vs. UCLA: 1-1
- » Last meeting: L, 105-101 (2ot)(3/17/02)
- » Cronin vs. UCLA: 0-0

SCOUTING KENT STATE

- » 22-13 overall, 10-8 MAC
- » Conference regular season finish: 4th (East)/6th (all)
- » Conference tournament finish: Won; Defeated (11) Central Michigan, 116-106 (OT), Defeated (3) Buffalo, 68-65, Defeated (2) Ohio, 68-66, Defeated (1) Akron, 70-65
- » Qualified to NCAA: MAC Tournament Champion
- » NCAA Tournament seed: #14
- » **Statistical Leaders**
- » Scorer: Jimmy Hall (18.9)
- » Rebounder: Jimmy Hall (10.5)
- » Assists: Jimmy Hall (2.6)
- » Steals: Deon Edwin (1.3)
- » Blocks: Jimmy Hall (1.3)
- » Three-point Shooting: Jalen Avery (40.2)
- » **Postseason Awards**
- » Jimmy Hall: All-MAC First Team
- » Deon Edwin: All-MAC Defensive Team
- » Jaylin Walker: MAC Tournament MVP
- » **Series Notes**
- » All-time record vs. Kent State: 6-1
- » Last meeting: W, 66-43 (3/17/01)
- » NCAA Tournament record: 1-0
- » Last NCAA meeting: W, 66-43 (3/17/01)
- » Cronin vs. Kent State: 0-0

TOURNAMENT TIP INS

- » For the third time in its past four NCAA Tournament appearances Cincinnati will travel to the west coast, this time heading 2,299.4 miles to Sacramento, Calif., after playing in Spokane, Wash. (2,049.8 miles) in 2014 and 2016.
- » The Bearcats are one of eight teams in the nation dancing for the seventh year in a row, joining Duke, Gonzaga, Kansas, Michigan State, North Carolina, VCU and Wisconsin.
- » Friday's game against the winner of Kansas State/Wake Forest will mark the sixth NCAA Tournament game UC has played in California with the Bearcats holding a 3-2 record in their previous trips. The last time UC played in California was in 2001 when the fifth-seeded Bearcats defeated both BYU (84-59) and Kent State (66-43) in San Diego before falling, 78-65, to Stanford in the regional semifinal in Anaheim. UC also played in the 1960 Final Four in San Francisco, falling to California (77-69) before defeating New York University (95-71) to claim third place.
- » UC was selected as the No. 6 seed in the South region, a region in which it holds a 5-3 all-time record in two previous appearances. The last time UC played in the South was 2004 with the No.4 seeded Bearcats defeating East Tennessee St. (80-77) before falling to Illinois (92-68).
- » The Bearcats enter the tournament as the No. 6 seed for the third time in program history with the previous two instances both coming under Cronin: 2011 and 2012. In 2012, UC won its first two games before falling to Ohio State in the regional round.
- » UC has faced three of the four teams in its pod previously in NCAA Tournament games with only Wake Forest not joining that list. The Bearcats are 2-1 all-time in the Big Dance against Kansas State; 2-1 vs. UCLA and 1-0 against Kent State.
- » Six teams that UC faced during the 2016-17 earned berths into the NCAA Tournament, including four that won their conference tournament titles to claim an automatic bid. Along with conference rival SMU, the Bearcats also played against the Atlantic-10 Champion Rhode Island, the Big 12 Champion Iowa State and the SWAC Champion Texas Southern. The other teams UC faced this season that also made the Big Dance were Butler and Xavier, both out of the Big East.
- » The 2016-17 roster includes six players that have previously played in an NCAA Tournament game:
- » **CAUPAIN, Troy:** (4 gms: 8.3 pts; 3.5 rebs; 3.3 asts; 1.3 stls; 0.0 blks; 11-36 FGs [30.6%]; 1-7 3FGs [14.3%]; 10-13 FTs [76.9%]; 33.5 minutes; 3 starts)
- » **CLARK, Gary:** (3 gms: 4.3 pts; 7.7 rebs; 1.0 asts; 1.3 stls; 1.3 blks; 5-17 FGs [29.4%]; 0-0 3FGs [0.0%]; 3-4 FTs [75.0%]; 27.0 minutes; 3 starts)
- » **EVANS, Jacob:** (1 gms: 26.0 pts; 9.0 rebs; 1.0 asts; 0.0 stls; 0.0 blks; 10-20 FGs [50.0%]; 5-9 3FGs [55.6%]; 0-0 FTs [0.0%]; 37.0 minutes; 1 starts)
- » **JOHNSON, Kevin:** (4 gms: 4.0 pts; 1.8 rebs; 1.5 asts; 0.3 stls; 0.0 blks; 6-15 FGs [40.0%]; 4-10 3FGs [40.0%]; 0-0 FTs [0.0%]; 19.3 minutes; 0 starts)
- » **MOORE, Quadri:** (2 gms: 3.0 pts; 0.0 rebs; 0.0 asts; 0.0 stls; 0.0 blks; 3-5 FGs [60.0%]; 0-2 3FGs [0.0%]; 0-0 FTs [0.0%]; 5.5 minutes; 0 starts)
- » **WASHINGTON, Kyle:** (5 gms: 6.0 pts; 1.6 rebs; 0.4 asts; 0.0 stls; 0.0 blks; 13-15 FGs [86.7%]; 1-1 3FGs [100.0%]; 3-4 FTs [75.0%]; 9.0 minutes; 2 starts) – all with NC State

LOOKING BACK AT THE LOSS TO SMU

IN THE AMERICAN CHAMPIONSHIP FINAL

- » **SMU 71, CINCINNATI 56 (MAR. 12, 2017)**
- » HARTFORD, Conn. (AP) -- The SMU Mustangs won their 16th straight game on Sunday, taking the American Athletic Conference championship with a 71-56 victory over Cincinnati.
- » Sterling Brown led the Mustangs with 18 points on 6-of-11 shooting. Tournament MVP Simi Ojeleye added 14 points, Jarrey Foster had 13 and Ben Moore scored 12. It was the second AAC title in three years for SMU (30-4). The Mustangs took the championship in 2015, but missed last year's postseason under NCAA sanctions.
- » Jarron Cumberland had 14 points to lead Cincinnati, which has not won a conference title since capturing the Conference USA crown in 2004.
- » The Mustangs never trailed in this one. They shot 50 percent from the field and made 10 of their 19 shots from 3-point range.
- » Brown scored six points to spark SMU on a game-opening 11-2 run. A 3-pointer at the halftime buzzer by Ben Emelogu from just inside the midcourt logo gave the Mustangs a 32-23 lead.
- » It was the lowest scoring first half of the season for the Bearcats.
- » Cincinnati made just one of its first 15 shots from the field, shot 34 percent for the game and missed 20 of 24 shots from behind the arc.
- » SMU hit four of its first five 3-point attempts in the second half to extend a nine-point lead to 17 at 48-31.

EVANS, CLARK NAMED ALL-TOURNAMENT

- » Jacob Evans and Gary Clark were named to the American Championship All-Tournament team on Sunday.
- » Evans averaged a team-high 17.0 points during the three games while shooting 57.1 percent (16 of 28) from the field and 80.0 percent (8 of 10) from beyond the arc. He registered a pair of 20-point performances: 20 vs. Tulsa (3/10) and 21 vs. UConn (3/11).
- » Clark averaged 13.3 points and a team-best 6.7 rebounds in Hartford, Conn. He made 22 of 24 from the foul line (91.7 percent). He poured in a team-high 25 points, making 5 of 9 from the field and a career-high 15 of 16 from the foul line vs. UConn (3/11).

TRIO EARNS CONFERENCE ACCOLADES

- » A trio of Bearcats have earned American Athletic Conference accolades leading up to the league tournament.
- » Voted upon by the league's coaches, senior guard **Troy Caupain** and junior forward **Kyle Washington** were named second team all-conference while freshman guard **Jarron Cumberland** was selected to the all-rookie team.
- » Caupain also earned the sportsmanship award while Cumberland was tabbed co-sixth man of the year with SMU's Ben Emelogu.
- » Caupain (10.2 points, 4.5 rebounds and 4.6 assists) has served as the floor general for the 15th-ranked Bearcats, helping guide the squad to a 29-5 record this year with a 16-2 league mark. He enters this week ranked fourth in the nation and first in the league with a 3.78-to-1 assist-to-turnover ratio and is now just the second player in school history to achieve 1,200 points and 500 assists in a career (Deonta Vaughn [1,885 points and a school-best 511 assists from 2007-10]). He has recorded one or zero turnovers in 24 games this season and ranks fourth in the league in assists (4.6 per game).

- » Caupain currently ranks among the school's top players for assists (all-time leader with 512), minutes played (fourth at 3,904), victories (tied for second at 101), games played (tied for sixth at 135) and points (24th at 1,285).
- » Caupain was the league's only player named one of 30 candidates for the 2016-17 Senior CLASS Award, an honor given annually to a student-athlete who excels both on and off the court (see page 6).
- » Washington (13.1 points, 6.9 rebounds and 1.3 blocks) ranks second on the team in scoring and has registered 10 or more points in 24 games this season. He has posted seven double-doubles and is shooting 50.9 percent (172 of 338) from the field this season.
- » Cumberland (8.1 points, 2.4 rebounds, 1.5 assists) has provided the Bearcats a spark off the bench in his first season at the collegiate level while averaging 19.0 minutes. He enters the NCAA Tournament shooting 48.1 percent (88 of 183) from the floor.
- » Cumberland was named rookie of the week three times during the season, including Monday. He was tabbed player of the week once. He is averaging 12.0 points while shooting a team-best 54.2 percent (13 of 24) from the field during UC's last three games.

CINCINNATI'S AWARD WINNERS THIS SEASON

NAME	AWARD
Troy Caupain	Second Team All-Conference Sportsmanship Award
	American Weekly Honor Roll (Jan. 23)
Kyle Washington	Second Team All-Conference
	American Weekly Honor Roll (Feb. 13)
	American Weekly Honor Roll (Feb. 6)
	American Weekly Honor Roll (Jan. 16)
	American Weekly Honor Roll (Jan. 9)
	American Player of the Week (Dec. 5)
	American Weekly Honor Roll (Nov. 28)
	American Weekly Honor Roll (Nov. 21)
	Naismith HOF Tip Off All-Tourney Team
Jarron Cumberland	All-Rookie Team
	Co-Sixth Man of the Year
	American Rookie of the Week (Mar. 6)
	American Player of the Week (Jan. 30)
	American Rookie of the Week (Jan. 2)
	American Rookie of the Week (Dec. 19)
Gary Clark	American Championship All-Tournament Team
	American Weekly Honor Roll (Mar. 6)
	American Weekly Honor Roll (Feb. 20)
	American Weekly Honor Roll (Feb. 6)
	American Player of the Week (Dec. 26)
Jacob Evans	American Championship All-Tournament Team
	American Weekly Honor Roll (Nov. 14)
Kevin Johnson	American Weekly Honor Roll (Dec. 19)

SEASON HIGHLIGHTS

- » Cincinnati has enjoyed a memorable season in 2016-17. Highlights include:
- » A 55-54 overtime win at then No. 19 Iowa State on Dec. 10, snapping the Cyclones' 37-game nonconference home-court win streak.
- » Troy Caupain becomes the 50th member of Cincinnati's 1,000-point club during the Bearcats' win at Iowa State.
- » Winning 15 consecutive games from Dec. 13 (96-58 win vs. Fairleigh Dickinson) through Feb. 8 (60-50 win vs. UCF) before losing at then-No. 25 SMU (60-51 on 2/12).
- » The streak ranked third-longest in the nation when it was snapped. It matched the longest win streak of the Cronin era (set in 2010-11 and matched in 2013-14). It also tied for the eighth longest win streak in school history.
- » UC won its first 11 conference games, matching the best start in league play during the Cronin era (2013-14).
- » Defeating a healthy then-No. 24 Xavier, 86-78, on Jan. 26, snapping a three-game losing streak in the Skyline Chili Crosstown Shootout series.
- » Honoring the 25th anniversary of the 1992 NCAA Final Four Bearcats, welcoming back players and staff during the 82-68 home win over UConn (2/4) at Fifth Third Arena.
- » Mick Cronin registered his 300th career coaching victory with an 80-60 home win over Tulsa on Feb. 18.
- » Closing Fifth Third Arena (until its reopening for 2018-19 after renovations) and sending off the 2017 senior class with an emotional 65-47 home win over Houston on Mar. 2.
- » The Bearcats posted the fourth undefeated home season in Fifth Third Arena's 28-year history, finishing 18-0.
- » Cincinnati registered 27 regular-season victories, second most in school history (1999-2000: 28).
- » Matching the school record for conference wins at 16 following a 67-47 win at UConn (3/5). The 1999-2000 Bearcats went 16-0 in Conference USA.
- » The Bearcats advance to the finals at The American Championship before losing to No. 12 SMU.
- » Caupain becomes UC's all-time assists leader during the conference tournament finals loss to the Mustangs.
- » Cincinnati makes its seventh consecutive NCAA Tournament appearance Friday, the second-longest stretch in school history (14 in a row from 1999-2005).
- » The Bearcats are one of eight teams in the nation dancing for the seventh year in a row, joining Duke, Gonzaga, Kansas, Michigan State, North Carolina, VCU and Wisconsin.
- » Cincinnati has climbed to No. 16 in the nation for most all-time wins by a program (1,756).

CLIMBING WINS CHART

- » Cincinnati enters the NCAA Tournament three wins shy of a school record for wins in a season (school record: 31-4 in 2001-02).
- » The Bearcats are one victory shy of their second 30-win season in school history.
- » Cincinnati tied the school record for most conference wins in a season at 16, defeating UConn in the regular-season finale on Mar. 5, finishing 16-2 in The American.
- » The 1999-2000 Bearcats posted a 16-0 record en route to winning the Conference USA regular-season crown.

MOST OVERALL WINS IN A SEASON (ALL-TIME)

RK	SEASON	W-L	COACH
1.	2001-02	31-4	Bob Huggins
2.	1961-62	29-2	Ed Jucker
	1991-92	29-5	Bob Huggins
	1999-00	29-4	Bob Huggins
	2016-17	29-5	Mick Cronin

MATCHED PROGRAM RECORD FOR CONFERENCE WINS

- » Cincinnati tied the school record for most conference wins in a season at 16, defeating UConn in the regular-season finale (3/4).
- » The 1999-2000 Bearcats posted a 16-0 record en route to winning the Conference USA regular-season crown.

MOST CONFERENCE WINS IN A SEASON (ALL-TIME)

RK	SEASON	W-L	CONFERENCE
1.	1999-2000	16-0	Conference USA
	2016-17	16-2	American
3.	2013-14	15-3	American
4.	1997-98	14-2	Conference USA
	2001-02	14-2	Conference USA

BEARCATS SET CRONIN-ERA BEST; NATIONALLY RANKED FOR 15TH WEEK

- » UC was listed in the national polls for a Cronin-era record 15 weeks during the regular season, including each of the last 14 weeks of the year.
- » The Bearcats have been listed in the AP poll in 42 seasons in their history, including at some point in six of the last seven campaigns, climbing as high as No. 7 during the 2013-14 season.

FIFTH THIRD ARENA NOW CLOSED FOR RENOVATIONS

- » The Houston game (3/2) marked the final home game at 28-year-old Fifth Third Arena as it begins an \$87 million renovation, scheduled to reopen for the 2018-19 campaign.
- » Cincinnati will play its home games at Northern Kentucky University's BB&T Arena next season (about nine miles from the UC campus).
- » The Bearcats have registered a 385-79 (.829 win percentage) and have made 21 NCAA appearances, 11 conference titles, six Sweet 16 appearances and one Final Four appearance since the arena opened for the 1989-90 campaign.
- » UC recorded its fourth undefeated home season (18-0) in 2016-17 and the first since 2001-02 (15-0).
- » UC won its last 26 games in Fifth Third Arena, the second-longest win streak in its history (behind only a 41-game streak from Nov. 30, 1997-Feb. 13, 2000).
- » Total attendance (177,575) and average attendance (9,865) numbers achieved this season were Mick Cronin-era records.
- » The 28-year total attendance of the facility is 4,870,200, making an averaging of 10,496.
- » Read more about the upcoming Fifth Third Arena renovations on page 12 of this notes packet.

HOME-COURT WIN STREAK AT 26 GAMES

- » Cincinnati finished the 2016-17 home schedule on a 26-game home-court win streak, completing the season 18-0 at Fifth Third Arena.
- » It marks the longest home-court win streak of the Mick Cronin coaching era (since start of 2006-07) and the second-longest in Fifth Third Arena history (behind only 41 games from Nov. 30, 1997-Feb. 13, 2000).
- » The 26-game home-court win streak ranked as the second-longest active streak in the nation at the end of the 2016-17 regular season. Oregon was first with 42 consecutive home wins.
- » The previous longest home-court win streak under Cronin was 19 games (March 2, 2013-Feb. 15, 2014).
- » UC's last loss at home came in a 77-70 decision to Temple in the league opener last season (12/29/15).

LONGEST HOME-COURT WIN STREAKS (FIFTH THIRD ARENA ERA: 1990-PRESENT)

GAMES	DATES
41	Nov. 30, 1997-Feb. 13, 2000
26	Jan. 1, 2016-Present
25	Feb. 27, 1992-Jan. 5, 1994

NATION'S LONGEST ACTIVE HOME-COURT WIN STREAKS (THRU MAR. 12)

HOME WIN STREAK	SCHOOL
42	Oregon
26	Cincinnati
23	Texas Southern
22	SMU
21	Illinois State
21	Florida State

Games through Mar. 2

CRONIN CLAIMS 300TH CAREER WIN

- » UC head coach Mick Cronin claimed his 300th career win against Tulsa (2/18).
- » Cronin enters The American Championship with a 303-157 career record in his 14th season overall. He owns a 236-134 mark in his 11th season at his alma mater. He posted a 69-24 mark in three seasons as head coach at Murray State from 2004-2006.
- » He currently owns the fourth-most Division I wins among coaches under the age of 50 and is the winningest coach his age (45) or younger.
- » Cronin has rebuilt the Bearcats program into one that has advanced to the NCAA Tournament each of the past seven seasons - a feat matched by only seven other schools and five other coaches in the nation.
- » He was named the 2014 American Athletic Conference Coach of the Year after guiding the Bearcats to a share of the league's regular-season title (with Louisville).
- » Cronin's 236 wins in 11 seasons at Cincinnati rank as the second most in school history, behind only Bob Huggins (399 wins in 16 seasons [1990-2005]).

MOST DIVISION-I COACHING WINS - UNDER AGE OF 50 (AGES AS OF NOV. 1, 2016)

NAME (SCHOOL)	AGE	CAREER W-L	NCAAS
Thad Matta (Ohio St.)	49	439-153	13
Sean Miller (Arizona)	47	336-112	10
Scott Sutton (Oral Roberts)	46	328-244	3
Mick Cronin (Cincinnati)	45	305-134	9
Scott Drew (Baylor)	46	297-189	7
Travis Ford (Saint Louis)	46	290-245	6
Brad Brownell (Clemson)	47	290-185	4
Matt Painter (Purdue)	46	288-146	10

Records through Mar. 12

WIN STREAK ENDS AT 15 GAMES

- » Cincinnati won 15 consecutive games from Dec. 13 (96-58 win vs. Fairleigh Dickinson) through Feb. 8 (60-50 win vs. UCF) before losing at then-No. 25 SMU (60-51 on 2/12).
- » The streak ranked third-longest in the nation when it was snapped. It matched the longest win streak of the Cronin era (set in 2010-11 and matched in 2013-14). It also tied for the eighth longest win streak in school history.
- » UC won its first 11 conference games, matching the best start in league play during the Cronin era (2013-14).

EVANS NAMED FINALIST FOR JERRY WEST SHOOTING GUARD OF THE YEAR AWARD

- » Jacob Evans was named a finalists for the 2017 Jerry West Shooting Guard of the Year Award, the Naismith Basketball Hall of Fame announced.
- » Named after Hall of Famer and 1959 NCAA Final Four Most Valuable Player Jerry West, the honor recognizes the top shooting guards in Division I men's college basketball. A national committee comprised of top college basketball personnel determined the watch list of 20 candidates in October, which has been narrowed to just 10.
- » Evans is averaging a team-high 13.7 points. He has scored in double figures in 30 of 34 games.
- » He ranks among The American leaders in five categories: three-point field goal percentage (fifth at .418), steals (tied for 10th at 1.3), three-pointers made (12th at 1.9), scoring (12th at 13.7 points) and field goal percentage (12th at .471) entering the NCAA Tournament.
- » Evans has scored as many as 25 points twice this season: registering 25 points on 8-of-12 shooting with six rebounds against then-No. 21 Rhode Island (Nov. 19) and posting 25 points on 9-of-15 shooting with four threes, five assists and four steals vs. Marshall (Dec. 22).
- » In March, five finalists will be presented to Mr. West and the Hall of Fame's selection committee for the 2017 Jerry West Shooting Guard of the Year Award. The winner of the 2017 Jerry West Award will be presented at the ESPN College Basketball Awards Show live from The Novo by Microsoft in downtown Los Angeles on Friday, April 7, 2017. Broadcast information will be released at a later date.

CAUPAIN NAMED CANDIDATE FOR SENIOR CLASS AWARD

- » Troy Caupain was named as one of 30 candidates for the 2016-17 Senior CLASS Award, an honor given annually to a student-athlete who excels both on and off the court.
- » To be eligible for the award, a student-athlete must be classified as an NCAA Division I senior and have notable achievements in four areas of excellence: community, classroom, character and competition.
- » A positive example and strong representative for his team, university and the city of Cincinnati, Caupain is an active volunteer who has logged more than 50 hours of service in the Cincinnati community at such places as Our Daily Bread, the Sheakley Boys & Girls Club and the Friar's Club.
- » Continuously encouraging and pushing his peers to strive for excellence, Caupain participated in a 2015 campaign that brought awareness to sexual assault prevention. In October 2016, he served as a host for a panel discussion on race in intercollegiate athletics. He also has been a multi-year member of the Student Athlete Advisory Committee.
- » A criminal justice major, Caupain has shadowed probation officers and a Hamilton County (Ohio) court magistrate and talked with youth at an area juvenile detention center. He is on pace to earn his degree this spring.
- » The 2016-17 American Athletic Conference Co-Preseason Player of the Year, Caupain earned first team all-league honors a year ago. He recently joined UC's 1,000-point club and is on pace to end his career among the top five players in school history in assists, games played and minutes played. He looks to return to the NCAA Tournament for a fourth consecutive time this March.
- » An acronym for Celebrating Loyalty and Achievement for Staying in School, the Senior CLASS Award focuses on the total student-athlete and encourages students to use their platform in athletics to make a positive impact as leaders in their communities.

BEARCATS HEADLINERS

#1 JACOB EVANS, G

- » **CONFERENCE TOURNAMENT:** Evans was selected to the American Athletic Conference All-Tournament team after helping the Bearcats reach the championship game. He was the top scorer for UC, averaging 17.0 points in the three games played as he scored 51 points, including 20 points in the opener against Tulsa and 21 more against UConn in the semifinal. Evans connected on 57.1 percent of his shots (16 of 28), including a blistering 80.0 percent (8 of 10) from beyond the arc.
- » **AWARDS:** Evans was named a finalist for the Jerry West Shooting Guard of the Year on Jan. 31. He was named to The American's Weekly Honor Roll (11/14) after scoring a game-high 23 points on 9-of-12 shooting with four threes in the season opener against Brown (11/11). He was named the league's rookie of the week twice last season.
- » **SEASON NUMBERS:** Jacob Evans has scored in double figures in 30 of 34 games. He has scored 20 or more points six times, including twice in the conference tournament. Evans is averaging 13.7 points, shooting 47.1 percent (160 of 340) from the field and 41.8 percent (66 of 158) from three-point range with 4.1 rebounds.
- » **RANKINGS:** Evans ranks among The American leaders in five categories: three-point field goal percentage (fifth at .418), steals (tied for 10th at 1.3), three-pointers made (12th at 1.9), scoring (12th at 13.7 points) and field goal percentage (12th at .471) entering the NCAA Tournament.

- » **SEASON-HIGH EFFORTS:** Evans has scored as many as 25 points twice this season: registering 25 points on 8-of-12 shooting with six rebounds against then-No. 21 Rhode Island (11/19); posting 25 points on 9-of-15 shooting with four threes, five assists and four steals vs. Marshall (12/22).
- » **2015-16 HIGHLIGHTS:** Ranked among the league's freshmen last season in free throw percentage (third at .804), rebounding (fourth at 4.1), blocks (fourth at 0.8), scoring (sixth at 8.4) and three-point percentage (sixth at .333).
- » Scored the most points by a UC freshman in an NCAA Tournament game, posting a career-high 26 points against Saint Joseph's (3/18/16).

#24 KYLE WASHINGTON, F

- » Preseason publications tabbed Kyle Washington as one of the top transfers in the nation and a top newcomer to The American.
- » The NC State transfer (averaged 6.8 points and 4.1 rebounds with the Wolfpack as a sophomore in 2014-15) is eligible this season after sitting out the 2015-16 campaign due to NCAA transfer rules.
- » **FEBRUARY NUMBERS:** Washington shot a team-best 47.3 percent (43 of 91) from the field while averaging a team-high 14.5 points to go with 7.9 rebounds during February.
- » **DOUBLE-DOUBLES:** Washington and teammate Gary Clark lead the Bearcats and rank tied for sixth among league players with seven double-doubles entering the national tournament.
- » Washington posted his most recent double-double against UCF (2/8), registering 14 points and 11 rebounds.
- » He recorded five double-doubles in the first seven games of the season.
- » **SEASON NUMBERS:** Washington ranks second on the team in scoring, averaging 13.1 points while shooting 51.3 percent (177 of 345) from the field with 6.9 rebounds and a team-high 1.2 blocks. He has scored in double figures in 25 games this season.
- » **RANKINGS:** Washington enters the NCAA Tournament tied for sixth in The American with seven double-doubles. He is listed among The American's leaders in field goal percentage (fifth at .513), blocks (eighth at 1.2), rebounds (11th at 6.9) and scoring (tied for 16th at 13.1 points).
- » **HONORS:** Washington was named second team all-conference by the league coaches last week.
- » He has claimed a team-high seven honors from the league this season. He has been named to the Weekly Honor Roll six times (11/21, 11/28, 1/9, 1/16, 2/6 and 2/13) and tabbed as the league's Player of the Week once (12/5).
- » Washington scored the most points in a game by a Bearcat this season, pouring in 27 on 11-of-18 shooting and a trio of threes in Cincinnati's win over UConn (2/4).
- » He posted 24 points on 11-of-13 shooting with six rebounds and three blocks in the Bearcats' 85-56 win over Bowling Green (12/4).
- » He also was named to the Naismith Memorial Hall of Fame Tip-Off All-Tournament Team honors while averaging 19.5 points, 13.5 rebounds and 2.5 blocks against then-No. 21 Rhode Island and Penn State. He set then-career highs for points (23) and rebounds (17) in the two games at the Mohegan Sun in Connecticut.
- » The junior forward posted 23 points on 8-of-15 shooting with a pair of threes to go with a game-high 10 rebounds and four blocks against No. 21 Rhode Island (11/19). He then tallied 17 points and a career-high 17 rebounds against Penn State (11/20).

- » Most recently, Washington scored 21 points on 8-of-10 shooting in the conference tournament-opening win over Tulsa, his fourth 20-plus point scoring performance this year.
- » **RECORD REBOUNDING PERFORMANCE:** Washington's 17 rebounds against Penn State (11/20) were a Cronin-era high and the most since Cedric McGowan pulled down 20 rebounds to go with 13 points in an 82-60 home win over DePaul on Jan. 4, 2006.

#11 GARY CLARK, F

- » **PRESEASON HONORS:** Along with Caupain, Gary Clark was selected to the preseason watch list for the Lute Olson National Player of the Year Award and was a unanimous preseason AAC First Team selection (2016-17).
- » **HONORS:** Clark was named to the American Championship All-Tournament team on Sunday. He averaged 13.3 points and a team-best 6.7 rebounds in Hartford, Conn. He made 22 of 24 from the foul line (91.7 percent). He poured in a team-high 25 points, making 5 of 9 from the field and a career-high 15 of 16 from the foul line against UConn (3/11).
- » Clark was named to The American's Weekly Honor Roll three times since the start of February.
- » Clark averaged a double-double during the last week of the regular season with a team-high 15.5 points and team-best 10.5 rebounds in a pair of UC wins. He also shot a team-high 62.5 percent (10 of 16) from the field.
- » Clark registered his seventh double-double of the season with a game-high 17 points and tied a season-high with 14 rebounds at UConn (3/5).
- » Clark recorded 20 points on 8-of-14 shooting and 11 rebounds to go with three assists and two blocks against UConn (2/4).
- » Clark was named The American's Player of the Week (Dec. 26) after helping UC rally to defeat Marshall 93-91 in overtime on Dec. 22, posting his third double-double of the season with a career-high 26 points on 12-of-15 shooting with 10 rebounds to go with three assists and two blocks.
- » **RANKINGS:** Entering this week, Clark led The American and ranked 25th in the nation among active players with 804 career rebounds. That number ranked third among juniors in the nation. He ranks second for most rebounds by a Bearcat during the Mick Cronin coaching era behind only Yancy Gates (916).
- » Clark also ranks among the league leaders in offensive rebounds (second with 3.0), field goal percentage (fourth at .525), rebounds (fifth at 8.0) and blocks (10th at 1.2) heading into the NCAA Tournament.
- » **DOUBLE-DOUBLES:** Clark has seven double-doubles this season, three against nationally ranked foes. Among his double-doubles: posted a season-high 26 points and 10 rebounds against Marshall (12/22); 14 points/12 rebounds at then-No. 16 Butler (12/10); 11 points/10 rebounds at then-No. 19 Iowa State (12/1), 13 points/11 rebounds against No. 24 Xavier (1/26).
- » With 18 double-doubles in his career he ranks second only to Yancy Gates (23 from 2009-12) for most career double-doubles by a UC player during the Mick Cronin era.
- » **LOOKING BACK AT 2015-16:** Clark was tabbed The American's Defensive Player of the Year while earning second team all-league accolades.
- » Clark grabbed 290 rebounds last season, most in a single season since Erik Hicks (329 in 2005-06).
- » Pulled own 536 rebounds in his first two seasons, most since Danny Fortson (574 in 1995 and 1996 combined).

MOST REBOUNDS (CAREER- CRONIN ERA)

RK	NAME (YEAR)	REBOUNDS
1.	Yancy Gates (2009-12)	916
2.	Gary Clark (2015-Present)	804
3.	Justin Jackson (2011-14)	643
4.	Sean Kilpatrick (2011-14)	602

MOST DOUBLE-DOUBLES (SINGLE-SEASON - CRONIN ERA)

RK	NAME (YEAR)	DOUBLE-DOUBLES
1.	Yancy Gates (2011-12)	10
2.	Justin Jackson (2013-14)	8
	Gary Clark (2015-16)	8
4.	Octavius Ellis (2015-16)	7
	Kyle Washington (2016-17)	7
	Gary Clark (2016-17)	7
7.	John Williamson (2006-07)	5

MOST DOUBLE-DOUBLES (CAREER - CRONIN ERA)

RK	NAME (YEARS)	DOUBLE-DOUBLES
1.	Yancy Gates (2009-12)	23
2.	Gary Clark (2015-Present)	18
3.	Octavius Ellis (2015-16)	10
4.	John Williamson (2007-08)	8
	Justin Jackson (2011-14)	8
6.	Kyle Washington (2017-Present)	7
7.	Sean Kilpatrick (2011-14)	4

#10 TROY CAUPAIN, G

- » **PRESEASON HONORS:** Caupain earned selection to preseason watch lists for the Naismith Men's College Player of the Year and the Lute Olson National Player of the Year Award.
- » Coaches in The American tabbed him as the league's Co-Preseason Player of the Year (2016-17) along with Dedric Lawson from Memphis.
- » Along with teammate Gary Clark, Caupain was a unanimous Preseason AAC First Team selection (2016-17).
- » **ALL-TIME ASSISTS LEADER:** Caupain became Cincinnati's all-time assists leader Sunday against SMU in the title game of the American Championship. He enters the NCAA Tournament with 512 assists, one more than Deonta Vaughn (511 assists from 2007-10).
- » **1 OF 2 PLAYERS IN SCHOOL HISTORY:** Caupain, along with Vaughn, are the only Bearcats in school history with more than 1,200 points and 500 assists in their careers. Caupain enters the NCAA Tournament with 1,285 points and 512 assists. Vaughn posted 1,885 points and 511 assists from 2007-10.
- » Caupain has led UC in assists in 74 of 100 games (74.0 percent) since becoming the team's starting point guard at the start of his sophomore season (2014-15).
- » **RANKINGS:** Entering Monday, Caupain ranked fourth in the nation and first in the league with a 3.78-to-1 assist-to-turnover ratio. His 512 career assists rank 17th in the nation. He also ranks among the league leaders in assists (fourth at 4.6).
- » **BALL CONTROL:** Caupain has committed one or zero turnovers in 24 of UC's 34 games this season while averaging a team-high 31.9 minutes of action. During league play, Caupain averaged an American-best 4.4-to-1 assist-to-turnover ratio (83 assists/19 turnovers).
- » **HONORS:** Caupain was named to the league's weekly honor roll on Jan. 23 after averaging a team-high 16.0 points while shooting 10-of-20 from the field with 5.5 assists and 5.0 rebounds in wins over Temple (1/18) and Tulane (1/21).

- » He scored a team-high 18 points on 5-of-10 shooting with nine rebounds and seven assists in the Bearcats' 81-74 home win over Temple. He had 14 points on 5-of-10 shooting with a pair of three-pointers and four assists at Tulane.
- » **SEASON-HIGH EFFORT AT NO. 16 BUTLER:** Caupain tallied a season-high 22 points on 9-of-15 shooting with a pair of threes and five rebounds at No. 16 Butler (12/10).
- » **NEWEST MEMBER OF 1,000-POINT CLUB:** Caupain scored seven points at Iowa State (12/1) to eclipse 1,000 points during his career at Cincinnati. He's the 50th player in school history to join the club and the sixth during the Cronin era, joining Sean Kilpatrick (second at 2,145 points), Deonta Vaughn (fourth at 1,885), Yancy Gates (15th at 1,485), Cashmere Wright (22nd at 1,317) and Dion Dixon (24th at 1,281).
- » **THAT'S MY BOY:** Caupain's mother, Renee, who lives in Richmond, Virginia, has attended 125 of Troy's 135 career games since her son became a Bearcat.
- » **LOOKING BACK AT LAST SEASON:** Caupain was named First Team All-AAC following the 2015-16 regular season.
- » The tallied a career-high 37 points with 10 rebounds, five assists and no turnovers in 56 minutes of play vs. UConn in the four-overtime American Championship quarterfinal loss last season.
- » Handed out 160 assists in 2015-16, most since Cashmere Wright (169 in 2011-12).
- » His 4.8 assists average last season, was the highest by a UC player since Taron Baker (5.0 in 2002-03).
- » The senior guard is also on pace to finish his career listed among the school leaders in assists, games played and minutes played.

CAREER SCORING

RK	NAME (YEARS)	POINTS
1.	Oscar Robertson (1958-60)	2,973
2.	Sean Kilpatrick (2011-14)	2,145
3.	Steve Logan (1999-2002)	1,985
--		
19.	Derrek Dickey (1971-73)	1,328
20.	Levertis Robinson (1988-91)	1,320
21.	Leonard Stokes (2000-03)	1,318
22.	Cashmere Wright (2010-13)	1,317
23.	Damon Flint (1994-97)	1,316
24.	Troy Caupain (2014-Present)	1,285

CAREER ASSISTS

RK	NAME (YEARS)	CAREER ASSISTS
1.	Troy Caupain (2014-Present)	512
2.	Deonta Vaughn (2007-10)	511
3.	Eddie Lee (1977-80)	500
4.	Cashmere Wright (2010-13)	482
5.	Steve Logan (1999-2002)	456
6.	Oscar Robertson (1958-60)	425

CAREER GAMES PLAYED

RK	NAME (YEARS)	CAREER GAMES PLAYED
1.	Sean Kilpatrick (2011-14)	140
--		
4.	Dion Dixon (2009-2012)	137
5.	Justin Jackson (2011-2014)	136
6.	Steve Logan (1999-2002)	135
	Troy Caupain (2014-Present)	135

CONSECUTIVE GAMES PLAYED

RK	NAME (YEARS)	CONSECUTIVE GAMES PLAYED
1.	Sean Kilpatrick (2011-14)	140
2.	Troy Caupain (2014-Present)	135

CAREER MINUTES PLAYED

RK	NAME (YEARS)	CAREER MINUTES PLAYED
1.	Sean Kilpatrick (2011-14)	4,315
2.	Deonta Vaughn (2007-2010)	4,310
3.	Dwight Jones (1980-83)	3,946
4.	Troy Caupain (2014-Present)	3,904

CAREER VICTORIES

RK	NAME (YEARS)	CAREER WINS
1.	Steve Logan (1999-2002)	111
2.	Sean Kilpatrick (2011-14)	101
	Troy Caupain (2014-Present)	101
4.	Keith Gregor (1993-96)	100
	Bobby Brannen (1995-98)	100
	Kevin Johnson (2014-Present)	100

JOHNSON ENJOYING HIS BEST SEASON AS A BEARCAT

- » Senior guard Kevin Johnson has raised his level of play during his final season as a Bearcat.
- » The Bearcats' defensive specialist, Johnson owns career-bests in scoring average (8.0), three-pointers (48) and steals (44).
- » The Cincinnati native recorded a career-high 18 points with four threes vs. Fairleigh Dickinson (12/17). He was named to The American's Weekly Honor Roll on Dec. 19.

CUMBERLAND SPARKS BEARCATS OFF THE BENCH

- » Freshman Jarron Cumberland has served as Cincinnati's top scorer off the bench this season, averaging 7.8 points while shooting 48.4 percent (77 of 159) from the field.
- » He was named to the all-rookie team and as the co-sixth man of the year by The American last week.
- » Cumberland enters the NCAA Tournament, ranking third on the team in scoring over the last six games, averaging 11.7 points while shooting 50.0 percent (24 of 48) from the floor.
- » He was named the league's rookie of the week on March 6, averaging 12.5 points while shooting 62.5 percent (10 of 16) from the field in 23.0 minutes during two UC wins.
- » He was tabbed player of the week on Jan. 30, averaging a team-high 20.5 points, shooting 65.0 percent (13 of 20) from the field and 57.1 percent (8 of 14) from three-point range in 20.5 minutes off the bench in two wins for Cincinnati.
- » Cumberland scored a career-high 26 points on 8-of-11 shooting with six three-pointers in the Bearcats' 94-53 home win over USF (1/29).
- » Cumberland also keyed Cincinnati's comeback home win over No. 24/22 Xavier (1/26), sparking the Bearcats' rally with 13 of his 15 points in the second half.

TIP-INS

- » **TEAM NATIONAL RANKINGS:** The Bearcats enter the week ranked among the nation's top 25 leaders in nine categories: assist-to-turnover ratio (fourth at 1.58), scoring defense (fifth at 60.8), fewest turnovers per game (sixth at 10.0), field goal percentage defense (eighth at .385), win-loss percentage (10th at .853), scoring margin (11th at +13.6), turnover margin (12th at +3.7), fewest fouls per game (20th at 16.0) and blocks shots per game (23rd at 5.1)
- » **NOTES ON THE DEFENSE:** Cincinnati has held 27 of its 34 opponents this season under 70 points and held 19 foes below 40 percent field goal shooting.

- » Since UC started its run of now seven consecutive appearances in the NCAA Tournament (starting with the 2010-11 season), the Bearcats have allowed opponents to score 70 or more points in only 14.5 percent of their games (35 of 241).
- » Last season, the Bearcats ranked fourth nationally in blocks per game (5.8), ninth in total blocks (182) and 28th in steals per game (7.8).
- » **BLOCKS:** Cincinnati entered the week ranked among the nation's leaders in blocks per game (23rd at 5.1) and total blocks (15th with 173).
- » UC posted a season-high 10 blocks against Samford (11/23). The Bearcats have recorded 10 or more blocks in a game 15 times during the Cronin era.
- » Kyle Washington (eighth at 1.2) and Gary Clark (10th at 1.2) entered the week ranked among the league leaders in blocks.
- » The Bearcats have ranked among the nation's top-20 in total blocks in each of the past four seasons (see page 14).
- » **STEALS:** UC enters the week leading the league with 7.5 steals per game. Three Bearcats rank among the league leaders in steals: Kevin Johnson (eighth at 1.3), Jacob Evans (T-10th at 1.3) and Troy Caupain (13th at 1.2).
- » **OFFENSIVE NUMBERS UP:** Cincinnati's offensive numbers are improved this season. The Bearcats are shooting 45.4 percent from the field. That's the best percentage by a Bearcats' squad since 2003-04 (.458) and the seventh best in school history: 2001-02 (.467), 1999-2000 (.480), 1996-97 (.496), 1977-78 (.503) and 1959-60 (.511).
- » The Bearcats are averaging 74.5 points this season, the most by a UC squad since 2004-05 (75.9).
- » UC has scored 70 or more points 20 times this season, a Cronin-era high.
- » The Bearcats have scored 90 or more points six times this season, the most since 2000-01 (six times). UC has scored 50 or more points in a half eight times this season, including a season-high and American Conference-record 65 points in the first half against Fairleigh Dickinson (12/17). UC has shot 50 percent or better from the field in 12 games, including a season-high 64.7 percent against Fairleigh Dickinson (12/17).
- » UC ranks among the league leaders in field goal percentage (second at .454), scoring offense (second at 74.5) and assists (third at 15.8).
- » **TRIO OF LEAGUE'S TOP SHOOTERS:** Three Bearcats ranks among the league's top shooters: Gary Clark (fourth at 52.5 percent), Kyle Washington (fifth at 51.3 percent) and Jacob Evans (12th at 47.1 percent).
- » **TAKING CARE OF THE BALL:** Entering Monday, UC ranked sixth in the nation, averaging only 10.0 turnovers per game. Troy Caupain has committed one or zero turnovers in 24 of UC's 34 games this season while averaging a team-high 31.9 minutes of action.
- » The Bearcats committed a season-low three miscues against Texas Southern (12/13). UC had only four miscues vs. SMU (1/12) and five against UCF (2/8).
- » UC also ranks fourth in the nation with a 1.58-to-1 assist-to-turnover ratio.
- » **21ST BIRTHDAY TO REMEMBER:** Sophomore guard **Justin Jenifer** should remember his 21st birthday, scoring a career-high 14 points on 5-of-8 shooting with four three-pointers in 28 minutes against Bowling Green (12/4).
- » Jenifer is averaging more minutes this season (13.4 minutes compare with 8.6 minutes a year ago). He ranks tied for third on the squad, averaging 2.0 assists and owns a 4.2-to-1 assist-to-turnover ratio. He owned a 7-to-1 ratio (35 assists with 5 turnovers) during league play.

- » He handed out a career-high nine assists against both Texas Southern (12/13) and USF (1/29). He has made at least one three-pointer in 11 games this season.
- » Freshman center **Nysier Brooks** tallied 10 points on 4-of-5 shooting with three blocks against Samford (11/23).
- » He registered five blocks at East Carolina (1/15).
- » UC set American Athletic Conference records for points (119) and field goals (44) in its 119-68 home win over Fairleigh Dickinson (12/17). Its 64.7 percent (44 of 68) field goal shooting tied for a Cronin-era high and tied for second highest in league history. The Bearcats' 51-point margin of victory was the fourth most in league history.
- » UC's 119 points scored were its most in a game since posting 120 against St. Joseph's (Ind.) on Nov. 23, 1975.

- SEASON NOTES -

25TH ANNIVERSARY OF 1992 FINAL FOUR

- » The 25th anniversary of Cincinnati's 1992 NCAA Final Four team was celebrated at halftime of the UConn game (2/4).
- » The 1991-92 team finished 29-5 overall, winning a share of the Great Midwest Conference regular-season crown and claiming the league's tournament title before making the program's sixth Final Four appearance. The Bearcats were led in scoring by guard/forward Herb Jones (18.8 points per game), guard Anthony Buford (15.3) and guard Nick Van Exel (12.3).
- » Several members of the squad, including players, coaches, managers and cheerleaders were introduced.
- » Video messages were shown from former UC head coach Bob Huggins, assistant coach Larry Harrison and former Bearcat greats Erik Martin and Nick Van Exel.
- » The Bearcats worn white Under Armour throwback uniforms during the game. The uniforms reflected the similarities of those worn during the memorable season.

DERMARR JOHNSON RETURNS TO PROGRAM

- » Former UC men's basketball standout and NBA player DerMarr Johnson has returned to the program as a student assistant coach. Johnson will assist the program while taking classes to complete his degree at UC.
- » The sixth pick in the 2000 NBA draft by the Atlanta Hawks, Johnson played one season at Cincinnati, earning Conference USA Freshman of the Year accolades while averaging 12.6 points and 3.8 rebounds during the 1999-2000 campaign. On a team that featured National Player of the Year Kenyon Martin and third-team All-American Pete Mickeal, as well as Steve Logan and Kenny Satterfield, Johnson helped guide the Bearcats to a 29-4 overall record and the league's regular-season title while ranking as the nation's No. 1 team for 12 weeks.
- » Johnson played two seasons with the Hawks, averaging 8.4 points and 3.4 rebounds in 2001-02. He overcame injuries sustained from an automobile accident in September 2002 to play parts of five more seasons in the league with the New York Knicks, Denver Nuggets and briefly with the San Antonio Spurs. He averaged 17 points and shot 49.9 percent with Denver during the 2004-05 season.
- » Following his NBA career, Johnson traveled the world playing professional basketball in China, Italy, Saudi Arabia, Venezuela, Colombia, Lebanon, the Philippines, Argentina, Puerto Rico, and the Dominican Republic.
- » As an assistant under former UC head coach Bob Huggins, Cronin recruited Johnson, a consensus high school All-American, to the Cincinnati program.
- » A 6-9, 200-pound guard from Riverdale, Maryland, Johnson averaged 26.1 points, 6.3 rebounds and 3.9 assists at Maine Central Institute in 1998-99 prior to coming to UC.

UC’S FIRST ALL-AMERICAN PASSES AWAY

- » Dick Dallmer, the first All-American in UC men’s basketball history, died Feb. 8 at the age of 92.
- » Dallmer, born Aug. 7, 1924, played for the Bearcats from 1948-1950 and was UC’s first three-time All-America selection. He earned Associate Press Honorable Mention All-America honors in 1948 and 1949 and AP Third Team All-American laurels in 1950.
- » The Middletown, Ohio native closed his career in 1950 as UC’s all-time scoring leader with 1,098 points, though he did not lead the team in scoring in any of his three seasons. Dallmer helped direct UC to three consecutive Mid-American Conference championships. He earned three team most valuable player awards during his career, a feat matched only by the great Oscar Robertson.
- » Dallmer captained both the 1949 and 1950 squads. During his junior season in 1949, he helped lead the Bearcats to 23-5 record and a No. 10 national ranking. It marked the first time in program history that UC earned at least 20 wins in a season. As a senior, Dallmer was named first team All-MAC as the Bearcats went undefeated in league play before finishing with a 20-6 overall mark.
- » Dallmer was selected by Philadelphia in the 1950 NBA Draft. He was inducted into the James P. Kelly UC Athletics Hall of Fame in 1984 and the Ohio Basketball Hall of Fame in 2012.

TRIO SIGNS WITH BEARCATS

- » Guards Trevor Moore and Keith Williams and forward/center Eliel Nsoseme (Ellie Nah-SOE-mee) signed national letters of intent in November to attend the University of Cincinnati and play basketball for the Bearcats beginning with the 2017-18 season.
- » Moore, a 6-foot-5, 195-pound guard from Houston, Texas, averaged 14.3 points while shooting 37.6 percent (56 of 149) from three-point range and 39.0 percent (67 of 172) from the field during 16 games for the 2016 Houston Defenders, an AAU squad on the Under Armour Association’s 17U summer circuit. His 35 three-pointers during the circuit’s April-May schedule ranked second among all guards. A three-time all-district selection at Phillis Wheatley High School, Moore led the Greater Houston area in three-pointers made as a junior. He is currently enrolled at South Kent Prep in Connecticut.
- » Williams, a 6-foot-5, 190-pound guard from Brooklyn, New York, averaged 15.0 points and 4.3 rebounds while shooting 47.8 percent (96 of 201) from the field and 40.6 percent (28 of 69) from three-point range in 17 games for New Heights, an AAU squad on the 2016 Under Armour Association’s 17U summer circuit. A 2015-16 First-Team All-Catholic High School Athletic Association selection, Williams helped guide Bishop Loughlin Memorial to a 22-8 record while averaging 16.0 points per game as a junior. He scored 21 points and surpassed 1,000 career points while leading Bishop Loughlin Memorial to the CHSAA Brooklyn-Queens AA diocesan title.
- » Nsoseme, a 6-foot-9, 195-pound forward/center from Kinsasha, Democratic Republic of Congo, has averaged 15 points, 12 rebounds, four blocks and three assists through five games this fall at The RISE Centre Academy in Brantford, Ontario, Canada. Last season at Clarkson Academy in Mississauga, Ontario, Canada, Nsoseme produced six triple-doubles (points, rebounds and blocks) while averaging 14 points, 11 rebounds and six blocks per game.

BEARCAT POINTS OF PRIDE

- » UC is one of eight schools in the nation to have appeared in the last seven NCAA Tournaments, joining Duke, Gonzaga, Kansas, Michigan State, North Carolina, VCU and Wisconsin.
- » Cincinnati is one of 10 schools to appear in the NCAA Tournament in at least 21 of the last 26 seasons.
- » UC is one of only 19 programs in the nation with 31 or more NCAA Tournament appearances.
- » UC ranks 16th in the nation for most all-time wins (1,756).
- » UC is one of two teams to rank among the nation’s top-25 leaders in scoring defense each of the past four seasons (along with Louisville).
- » The Bearcats have won 26 or more games in four of the last seven seasons and won at least 22 games in each of the last seven seasons, including a high mark of 27 victories during the 2013-14 season.
- » UC head coach Mick Cronin ranks as the winningest coach in the nation among active coaches his age (45) or younger and has the fourth-most wins (305) among coaches under 50-years old.
- » Cronin also ranks as one of only six coaches to take his team to the NCAA Tournament in each of the last seven years, joining Mark Few (Gonzaga), Tom Izzo (Michigan State), Mike Krzyzewski (Duke), Bill Self (Kansas) and Roy Williams (North Carolina).
- » The consistency of Cincinnati’s coaching staff - entering its fifth season together - ranks as the second-longest unchanged staff among high-major programs according to John Akers at Basketball Times. Michigan State’s staff ranks first, entering its sixth season intact in 2016-17.

CINCINNATI TRADITION - BY THE NUMBERS

- » 2 National Titles (1961, 1962)
- » 6 Final Fours (1959-63, 1992)
- » 8 Elite Eights (Last: 1996)
- » 10 Sweet Sixteens (Last: 2012)
- » 31 NCAA Tournament Appearances
- » 21 NCAA Tournament Appearances since 1992
- » 10 NIT Appearances
- » 28 Conference Regular-Season Titles (Last: 2014)
- » 10 Conference Tournament Titles (Last: 2004 [C-USA])
- » 1,756 all-time wins (16th most in nation)
- » 30 All-Americans (Last: Sean Kilpatrick [2014])
- » 79 All-Conference Selections (Last: Troy Caupain & Kyle Washington [2017])
- » 56 NBA Draft Picks (Last: Lance Stephenson [2010])
- » 50 members of 1,000-point club
- » 408 weeks ranked in AP Top 25
- » 205 weeks ranked in AP Top 10
- » 45 weeks ranked No. 1
- » 2 Members of National Basketball Hall of Fame Jack Twyman & Oscar Robertson
- » 2 Olympic Gold Medalists Robertson (1960) & George Wilson (1964)

NCAA DIVISION I WINS - TOP 20 (THRU MAR. 12)

RK	TEAM	WINS
1.	Kentucky	2,234
2.	Kansas	2,214
3.	North Carolina	2,201
4.	Duke	2,115
5.	Temple	1,886
6.	Syracuse	1,861
7.	UCLA	1,847
8.	Notre Dame	1,844
9.	St. John’s	1,817
10.	Louisville	1,803
11.	Indiana	1,801
12.	BYU	1,787
13.	Utah	1,780
14.	Arizona	1,768
15.	Illinois	1,762
16.	Cincinnati	1,756
17.	Texas	1,750
17.	Western Kentucky	1,749
19.	Penn	1,746
20.	Purdue	1,745

Games through Mar. 12.

- 2015-16 SEASON REVIEW - TEAM ACCOMPLISHMENTS

- » Cincinnati featured one of the nation's best defenses, ranking 12th in scoring defense at 63.3 points per game. The Bearcats also ranked nationally in total blocks (ninth at 182), blocks per game (fourth at 5.8), field goal percentage defense (13th at .393), turnover margin (30th at 2.6), offensive rebounds per game (20th at 13.4) and steals per game (28th at 7.8).
- » UC ended the season ranked ninth in the nation for fewest fouls per game at 15.6.
- » UC finished the season averaging 7.6 three-pointers per game, second in The American and the second most in school history behind the 1993-94 squad (7.9 threes). The Bearcats' .348 three-point shooting percentage ranked as the highest of the Cronin era and best since the 2004-05 (.349).
- » Double-doubles were trending with the Bearcats during the year. Cincinnati registered at least one double-double in seven of the last 11 games and 17 times this season.
- » Cincinnati lost six games by two points last season. In eight of its 11 losses during the year - Butler, Iowa State, Temple (twice) at SMU, at Tulsa, vs. UConn in the league tournament and Saint Joseph's in the NCAA Tournament - UC held the lead at some point within the last five minutes of the game or in overtime periods.

PLAYER ACCOMPLISHMENTS

- » Troy Caupain's 4.8 assists per game during 2015-16 was the highest by a Bearcat since Taron Barker (5.0 in 2002-03).
- » Caupain finished with 160 assists last season, the most by a Bearcat since Cashmere Wright dished out a Mick Cronin-era record 169 during the 2011-12 campaign. He committed more turnovers than handed out assists in only three games.
- » Gary Clark and Octavius Ellis finished as the only duo in The American to rank among the top 10 leaders in rebounds, blocks and field-goal percentage.
- » Shaq Thomas finished his career seeing action in 129 games as a Bearcat, tying for 11th most in program history.
- » Head coach Mick Cronin earned his 200th win at Cincinnati in a 97-75 home win over Tulane (1/24).

-GOBEARCATS.COM-



FIFTH THIRD ARENA RENOVATION BEGINS IN APRIL 2017

Fifth Third Arena, the home of Cincinnati basketball since the start of the 1989-90 season, will undergo a privately-funded \$87-million renovation following the 2016-17 campaign.

Construction is scheduled to begin in April 2017 and be completed prior to the 2018-19 campaign.

"Our entire University has grown and transformed into one of the best in the country over the past 15 years, both academically and aesthetically," men's basketball head coach Mick Cronin said. "This arena will be awesome. The planning has been meticulous and the first-class, new design is as good as I've seen across all of college basketball. This building is about our future and is a testament to the commitment our University and donors have toward our programs."

Proposed improvements to the facility, built in 1989 and originally named the Myrl H. Shoemaker Center, include the creation of a 360-degree seating bowl, new HD scoreboard, ribbon boards, sound system, an LED lighting system which will allow for enhanced gameday presentation, new restroom and concession facilities, a new upper-level concourse with its own fan amenities, expanded food and beverage options and a new main entrance and plaza with centralized ticketing and guest services. The renovated arena also will feature upgraded locker room spaces, expanded premium seating options, including a courtside club, arena club and concourse club as well as enclosed suites, loge seating, a new Bearcats Lounge and super suites.

"We are inspired by the passionate engagement from the Board of Trustees, campus leadership and key constituents who are making a bold commitment to our athletic program and the campus community," UC Director of Athletics Mike Bohn said.

Those interested in making a gift to the construction of the arena should contact the UCATS office at 513-556-0735.

ARENA WEBSITE: OURHOUSE2018.COM

The University of Cincinnati Department of Athletics has launched a website for the upcoming Fifth Third Arena Renovation titled **OurHouse2018.com**.

The website, created in conjunction with the University's Office of Creative Services, was developed to provide Bearcats fans current and up-to-date information on the arena construction project which is already underway.

OurHouse2018.com features an updated fly-through of the arena renovations, new renderings and information for those interested in purchasing tickets, premium seating or making a donation to the \$87-million privately-funded project.

SIXTH-FLOOR SUITES READY FOR 2016-17 SEASON

Fans visiting the University of Cincinnati's Fifth Third Arena this fall will have the opportunity to take part in a new premium seating experience for the 2016-17 season.

The addition of four luxury suites on the sixth floor of the arena is the first phase of an \$87-million renovation of the 26-year old venue which will kick off in earnest following the close of the 2016-17 basketball season.

The 18-seat suites overhang the north baseline of the court.

BEARCATS TO PLAY GAMES AT BB&T ARENA IN 2017-18

Cincinnati men's basketball will play its 2017-18 home schedule at Northern Kentucky University's BB&T Arena.

The offsite schedule is due to the upcoming \$87-million renovation of Fifth Third Arena which begins in earnest this March and will conclude in October 2018.

"We are excited for the opportunity to play in one of the newest facilities in the area," UC Director of Athletics Mike Bohn said. "This was a long, thorough and engaging process with numerous stakeholders throughout our region. Hamilton County officials were all in for the right reasons and a key part of our discussions. The tri-state area is unique because of its regionality which encompasses a large swath of our fan base. All of those factors helped us make the right decision for our department and University while being fiscally responsible and providing an outstanding experience for our student-athletes, fans, students, donors and supporters."

BB&T Arena was built in 2008 and will provide the Bearcats a state-of-the-art facility a short drive from UC's campus. The 9,400-seat multipurpose arena is located seven miles from downtown Cincinnati and features 12 luxury suites, a pair of party suites and 8,000 parking spaces within a five-minute walk to the arena. A four-sided video board, statistics boards and ribbon boards will keep fans up-to-date on what is going on in-game.



THE CRONIN FILE

- » **Hometown:** Cincinnati, Ohio
- » **Alma Mater:** Cincinnati '97
- » **Family:** daughter, Samantha

COACHING EXPERIENCE

- » **1998-2001:**
Assistant Coach, Cincinnati
- » **2002-2003:**
Associate Head Coach, Louisville
- » **2004-2006:**
Head Coach, Murray State
- » **2007-Present:**
Head Coach, Cincinnati

AWARDS

- » 2014 American Athletic Conference Coach of the Year
- » 2014 NABC District 25 Coach of the Year
- » 2014 Finalist for USBWA Henry Iba Award
- » 2006 Ohio Valley Conference Coach of the Year

NOTES & ACCOMPLISHMENTS

- » One of only six coaches to take his team to the NCAA Tournament in each of the last seven years, joining Mark Few (Gonzaga), Tom Izzo (Michigan State), Mike Krzyzewski (Duke), Bill Self (Kansas) and Roy Williams (North Carolina).
- » Leads the nation in Division I wins (305) and NCAA Tournament appearances (nine) among active coaches age 45 or younger entering the 2016-17 campaign.
- » Cincinnati has ranked among the nation's top 25 defenses each of the last five seasons in scoring defense, field-goal percentage defense and blocks per game.
- » The Bearcats claimed the 2014 American Athletic Conference regular-season crown.
- » Murray State won the 2004 Ohio Valley Tournament crown and the 2006 OVC regular-season and tournament title.
- » Cronin has directed nine teams to the NCAA Tournament as a head coach and advanced 14 teams to the Big Dance as a head coach or assistant.

CINCINNATI HEAD COACH MICK CRONIN

The second decade of the Mick Cronin began with the start of the 2016-17 campaign. Ten years after returning to his alma mater and hometown city in March 2006 with a determined work ethic, steady approach and vision for rebuilding the proud University of Cincinnati basketball program, Cronin has the Bearcats on solid footing poised for more prominence.

Though his first squad featured only one returning starter in 2006-07, Cronin tirelessly went to work setting the culture necessary to building long-term success while competing within arguably the sport's toughest league ever organized – the old BIG EAST Conference. Despite the surroundings, Cincinnati began the retooling process, becoming the only program from a major conference to improve its win total every season from 2007 to 2011, building from 11 wins in 2007 to 26 victories and a return to the NCAA Tournament in 2011.

Now a fixture at the Big Dance, Cincinnati can include itself on an elite list of eight programs appearing in six consecutive NCAA Tournaments, along with Duke, Gonzaga, Kansas, Michigan State, North Carolina, VCU and Wisconsin.

SEVEN CONSECUTIVE TRIPS TO THE NCAA TOURNAMENT

2016-17: Cincinnati enters the 2017 NCAA Tournament with a 29-5 overall mark, tied for the second-most wins in program history. The Bearcats tied the school record for league victories while earning a 16-2 league mark and finishing second. UC posted an 18-0 home record, the fourth undebated season at Fifth Third Arena. The Bearcats have been ranked by the national polls, a Cronin-era record 15 weeks this season. Cronin registered his 300th career victory against Tulsa (2/18).

2015-16: Cincinnati won 11 of its final 15 games of the regular season, including a 61-54 win over then-No. 24 SMU on March 6, to register its sixth consecutive NCAA Tournament appearance. Junior Troy Caupain received First Team American Athletic Conference accolades while sophomore Gary Clark was named the league's defensive player of the year and second-team all-conference honoree. The Bearcats finished 22-11 overall and tied for third in the league with a 12-6 mark.

2014-15: A young, inexperienced group of newcomers and role players overcame the loss of its head coach due to health reasons and banded together to register a 23-11 mark and achieve the program's first third-round NCAA Tournament appearance since 2012. UC finished third in the conference but swept league-winner SMU and registered a victory at second-place Tulsa (in the only meeting between the schools) to secure the school's fifth consecutive NCAA Tournament invite. The Bearcats outlasted Purdue 66-65 in overtime in the second round of the NCAA Tournament before falling to previously unbeaten Kentucky, 64-51.

2013-14: Cincinnati won a share of the inaugural American Athletic Conference regular-season crown, the program's first conference title since 2003-04, behind the efforts of AP All-American Sean Kilpatrick and league defensive player of the year Justin Jackson. Kilpatrick led The American with 20.6 points per game and Cronin was named The American's Coach of the Year in leading UC to a 27-7 record – its most wins since 2001-02. The Bearcats strung together 15 consecutive wins, including their first 11 league games. UC was listed among the top 15 teams in the AP poll during each of the last eight weeks of the regular season, climbing as high as seventh.

2012-13: Senior Cashmere Wright fought through nagging injuries and, along with fellow senior JaQuon Parker and junior Sean Kilpatrick, helped lead the Bearcats to a 22-12 overall record and third consecutive NCAA Tournament appearance. Wright finished his career as UC's all-time steals leader (198) and Cronin claimed his 200th career coaching win. The Bearcats ranked sixth nationally with 6.1 blocks per game.

2011-12: Cincinnati advanced to the NCAA Sweet 16, registered 26 wins for the second consecutive season and defeated a school record eight nationally ranked teams, including No. 2 Syracuse in the semifinals of the BIG EAST Championship. The Bearcats posted a school-record 12 wins in the BIG EAST en route to tying for fourth place in the league standings and finishing as runners up in the league tournament. Yancy Gates capped off his career as one of only six players in program history to compile more than 1,400 points and 900 rebounds. The Bearcats outlasted Texas and Florida State before falling to Ohio State in the NCAA Tournament.

2010-11: Cincinnati won its first 15 games of the season and closed strong with five victories in its last six regular-season contests to secure its first NCAA Tournament appearance since 2005. Yancy Gates led the Bearcats with 11.9 points and 6.9 rebounds and Sean Kilpatrick was named to the BIG EAST All-Rookie team. UC defeated Missouri 78-63 before falling to eventual national champion UConn 69-58 in the third round of the NCAA Tournament. The Bearcats finished 26-9 overall.

Tenacious defense and continuous all-out effort reflect the Bearcats' standard. Cincinnati is one of only two programs in the nation (along with Louisville) to rank among the top 25 in scoring defense in each of the last five seasons. The Bearcats allowed only 55.8 points a game in 2014-15, the third fewest in school history (since 1960).

You can also find Cincinnati's name listed among the top 25 teams in field-goal percentage defense and blocks per game in each of the last five seasons. The 2012-13 Bearcats squad set Cronin-era high marks, ranking 14th in field-goal percentage defense (.387) and sixth in blocks (6.1).

After 10-plus seasons at Cincinnati, Cronin has compiled a 236-134 mark and owns a 305-158 record in 13-plus years as a college head coach. He wraps up the 2016-17 campaign as the nation's winningest active coach age 45 or younger and the fourth winningest active coach under the age of 50 (birth dates as of Nov. 1, 2016).

PRIOR TO CINCINNATI

Success seems to follow Cronin, who came to Cincinnati after serving three years as head coach at Murray State (2004-06). As mentor of the Racers, Cronin compiled a 69-24 overall record while earning a pair of NCAA tournament berths.

In his debut season as head coach, Cronin directed Murray State to a school-best 28-6 record, the Ohio Valley Conference Tournament championship and an NCAA Tournament appearance. His 28 wins were the sixth most in NCAA history for a first-year head coach at the time. He earned OVC Coach of the Year honors two seasons later, guiding Murray State to another OVC regular-season title, league tournament crown and NCAA Tournament appearance with a 24-6 mark in 2005-06.

Prior to Murray State, Cronin built a sterling reputation for his ability to evaluate and recruit top talent. In his stint at UC as an assistant coach for Bob Huggins from 1997-2001, Cronin recruited several top players, including NBA Draft selections Steve Logan (Golden State); DerMarr Johnson (Atlanta); Pete Mickeal (Dallas); Kenny Satterfield (Dallas); and Jason Maxiell (Detroit).

Following the 2000-01 season, Cronin became the associate head coach and recruiting coordinator at Louisville, under Rick Pitino. In his first year, Cronin helped attract a top-10 ranked recruiting class.

COMMUNITY INVOLVEMENT

Cronin's passion for success on the court also carries over to the local community where he is committed to making a difference. He currently serves as a board member on the American Cancer Society's Coaches vs. Cancer of Southwest Ohio chapter.

He also assists with a major fundraising event - Soul of the City Soiree - for Our Daily Bread that has generated more than \$100,000 each of the past four years to assist the soup kitchen and community center in Cincinnati.

Cronin also annually speaks with the Young Executive Group of the Catholic Inner-City Schools Education (CISE) Fund. The group raises money from area corporations to help give children from low income urban settings the opportunity to attend Catholic schools.

During the 2013-14 season, Cronin also wrote a column in the Cincinnati Enquirer highlighting the dangers of texting while driving as part of the AT&T sponsored "It Can Wait" campaign. He spotlighted the campaign again during an on-campus awareness event in October 2014.

PATH TO COACHING

Cronin has long held great pride in the Queen City, the University of Cincinnati and the sport of basketball. As a child growing up on the west side of town, he used to follow his father Harold "Hep" Cronin -- a highly successful local high school coach with more than 400 career wins -- around the gyms of Cincinnati. A product of LaSalle High School, Cronin had his playing career end sooner than expected due to a knee injury in high school.

That didn't stop his desire to find his place in basketball. While completing his undergraduate degree at UC, Cronin served as assistant varsity coach and head junior varsity coach at Woodward High School. He helped develop six players who went on to play Division I college basketball, including former Bearcat Damon Flint, who ranks among the top 25 scorers in program history.

Cronin made the jump from high school to college coaching during the 1996-97 season joining Huggins as video coordinator at UC. A year later, Cronin was elevated to an assistant coach for the Bearcats, setting the stage for his long tenure in college basketball.

Cronin resides in Cincinnati with his 10-year old daughter, Samantha.



CRONIN'S YEARLY COACHING RECORD

SEASON	SCHOOL (CONF.)	POSITION	RECORD/CONF.	POSTSEASON (RECORD)
1996-97	Cincinnati (C-USA)	Video Coordinator		
1997-98	Cincinnati (C-USA)	Asst. Coach	27-6/14-2	NCAA West Regional (1-1)
1998-99	Cincinnati (C-USA)	Asst. Coach	27-6/12-4	NCAA East Regional (1-1)
1999-00	Cincinnati (C-USA)	Asst. Coach	29-4/16-0	NCAA South Regional (1-1)
2000-01	Cincinnati (C-USA)	Asst. Coach	25-10/11-5	NCAA West Regional Semis(2-1)
2001-02	Louisville (C-USA)	Assoc. Head Coach	19-13/8-8	NIT (1-1)
2002-03	Louisville (C-USA)	Assoc. Head Coach	25-7/11-5	NCAA East Reg. (1-1)
2003-04	Murray State (OVC)	Head Coach	28-6/14-2	NCAA Atlanta Reg. (0-1)
2004-05	Murray State (OVC)	Head Coach	17-11/11-5	---
2005-06	Murray State (OVC)	Head Coach	24-7/17-3	NCAA Washington Reg. (0-1)
Murray State Totals		3 years	69-24/42-10	.742/.808
2006-07	Cincinnati (BIG EAST)	Head Coach	11-19/2-14	---
2007-08	Cincinnati (BIG EAST)	Head Coach	13-19/8-10	Col. Basketball Invit. (0-1)
2008-09	Cincinnati (BIG EAST)	Head Coach	18-14/8-10	---
2009-10	Cincinnati (BIG EAST)	Head Coach	19-16/7-11	NIT (1-1)
2010-11	Cincinnati (BIG EAST)	Head Coach	26-9/11-7	NCAA Third Round (1-1)
2011-12	Cincinnati (BIG EAST)	Head Coach	26-11/12-6	NCAA East Regional Semis(2-1)
2012-13	Cincinnati (BIG EAST)	Head Coach	22-12/9-9	NCAA Second Round (0-1)
2013-14	Cincinnati (American)	Head Coach	27-7/15-3	NCAA Second Round (0-1)
2014-15	Cincinnati (American)	Head Coach	23-11/13-5	NCAA Third Round (1-1)
2015-16	Cincinnati (American)	Head Coach	22-11/12-6	NCAA West Region (0-1)
2016-17	Cincinnati (American)	Head Coach	29-5/16-2	
Cincinnati Totals		11th year	236-134/113-83	.638/.577
Head Coaching Totals		14th year	305-158/155-93	.659/.625

CRONIN'S RECORD AGAINST ALL OPPONENTS

SCHOOL	W-L	SCHOOL	W-L	SCHOOL	W-L
Alabama	1-0	Lipscomb	2-0	Southern Miss	1-0
Alabama State	1-0	Louisville	5-7	South Carolina Upstate	1-0
Albany	1-0	Marquette	3-4	South Dakota	1-0
Appalachian State	1-0	Marshall	2-1	St. Francis (Pa.)	2-0
Arkansas-Little Rock	1-0	Maryland	1-0	St. John's	5-6
Arkansas-Pine Bluff	3-0	Maryland Eastern Shore	1-0	Saint Joseph's	0-0
Arkansas Tech	1-0	Memphis	5-5	St. Mary's (Calif.)	0-1
Austin Peay	4-1	Miami (Ohio)	5-0	Stony Brook	1-0
Belmont	0-1	Middle Tennessee	2-0	Syracuse	2-6
Bowling Green	2-1	Mississippi State	1-0	Texas	1-0
Bradley	0-1	Mississippi Valley State	1-0	TCU	1-0
Brown	1-0	Missouri	1-1	Temple	6-3
Butler	0-2	Morehead State	8-0	Tennessee	0-1
Cal-State Bakersfield	1-0	Morgan State	1-0	Tennessee State	5-1
Cal-Davis	1-0	Mount St. Mary's	1-0	Tennessee Tech	3-2
Campbell	2-0	Nebraska	2-1	Tennessee-Martin	9-0
Campbellsville	1-0	New Mexico	0-2	Texas A&M-CC	1-1
Central Michigan	1-0	Norfolk State	1-0	Texas-San Antonio	2-0
Charleston Southern	1-0	North Carolina	0-1	Texas Southern	3-0
Chicago State	3-0	North Carolina A&T	1-0	Toledo	2-0
Cincinnati	0-1	North Carolina Central	2-0	Tulane	4-1
Coastal Carolina	2-0	NC State	3-1	Tulsa	4-1
Creighton	0-1	Northwestern State	1-0	UAB	1-4
Dayton	1-1	Notre Dame	3-7	UCF	6-1
Delaware State	2-0	Oakland	1-0	UConn	10-13
DePaul	6-3	Ohio	0-1	UMass Lowell	1-0
East Carolina	4-1	Ohio State	0-2	UNLV	1-0
Eastern Illinois	6-1	Oklahoma	2-0	USC Upstate	2-0
Eastern Kentucky	6-1	Ole Miss	0-1	USF	12-4
Fairfield	1-0	Oregon	1-0	Utah Valley	1-0
Fairleigh Dickinson	1-0	Penn State	1-0	Vanderbilt	1-0
Florida A&M	1-0	Pittsburgh	4-8	Villanova	4-4
Florida State	1-1	Prairie View A&M	1-0	VCU	1-1
Georgetown	6-6	Presbyterian	0-1	Wagner	2-0
Georgetown College	1-0	Providence	4-5	Weber State	1-0
George Washington	1-0	Purdue	1-0	West Florida	1-0
Georgia	1-0	Radford	1-0	West Virginia	3-5
Georgia Southern	1-0	Rhode Island	0-1	Western Carolina	2-0
Gonzaga	0-1	Rice	2-0	Western Illinois	1-0
Harvard	0-1	Robert Morris	1-0	Western Kentucky	1-1
High Point	1-0	Rutgers	8-4	Winthrop	1-0
Houston	7-1	Saint Joseph's	0-1	Wofford	0-1
Howard	1-0	Samford	3-3	Wright State	3-0
Illinois	0-1	San Diego State	1-0	Xavier	4-7
Illinois-Chicago	1-0	Savannah State	1-0	<i>2016-17 opponents in boldface</i>	
Illinois State	0-1	Seton Hall	4-3		
Iowa State	2-1	SIU-Edwardsville	2-0		
IPFW	1-0	SMU	5-4		
Jacksonville State	6-0	SE Missouri State	5-2		
Kennesaw State	1-0	Southern Illinois	1-2		
Kentucky	0-1	SE Louisiana	1-0		

CINCINNATI'S DEFENSIVE NUMBERS UNDER CRONIN

CINCINNATI'S DEFENSIVE STATISTICS DURING THE MICK CRONIN ERA (11TH SEASON; 2007-PRESENT)

YEAR	UC RECORD	OPP FGM-FGA	OPP FG%	OPP 3FGM-3FGA	OPP 3FG%	OPP PPG	GAMES ALLOWED <70 PTS	GAMES ALLOWED <60 PTS	GAMES ALLOWED <50 PTS	GAMES ALLOWED <40% FG	GAMES ALLOWED <35% FG	FORCED TURNOVERS	UC BLOCKS	UC STEALS
2006-07	11-19	685-1539	.445	231-612	.377	67.7	14	8	2	8	4	451	58	230
2007-08	13-19	717-1669	.430	209-621	.337	67.8	18	7	2	8	3	380	73	169
2008-09	18-14	752-1802	.417	186-581	.320	66.3	19	10	3	13	7	406	103	183
2009-10	19-16	807-1954	.413	230-676	.340	66.5	23	12	1	13	5	423	107	199
2010-11	26-9	735-1790	.411	171-529	.323	(9th) 59.6	30	18	7	17	7	492	129	258
2011-12	26-11	849-2063	.412	207-641	.323	(40th) 61.5	29	15	4	16	7	518	(44th) 170	(43rd) 298
2012-13	22-12	716-1851	(14th) .387	171-562	(34th) .304	(22nd) 59.0	30	18	3	16	9	452	(7th) 208	240
2013-14	27-7	690-1745	(19th) .395	182-568	.320	(4th) 58.4	31	19	6	19	8	485	(20th) 188	(24th) 268
2014-15	23-11	700-1804	(15th) .388	192-601	.319	(6th) 55.8	33	22	7	21	11	409	(11th) 185	222
2015-16	22-11	750-1907	(13th) .393	240-672	.357	(12th) 63.3	24	15	2	20	7	450	(9th) 192	(34th) 257
2016-17	29-5	715-1859	.385	233-684	.341	60.8	25	17	3	18	10	466	173	254

National ranking in parentheses; Cronin-era bests in **boldface**

THE POLLS

ASSOCIATED PRESS POLL (MAR. 6)

Rk.	Team (First Place Votes)
1	Kansas (59)
2	Villanova (2)
3	UCLA (3)
4	Gonzaga (1)
5	Oregon
6	North Carolina
7	Arizona
8	Kentucky
9	Baylor
10	Louisville
11	West Virginia
12	SMU
13	Purdue
14	Duke
15	Cincinnati
16	Florida State
17	Florida
18	Butler
19	Saint Mary's
20	Wichita State
21	Virginia
22	Notre Dame
23	Iowa State
24	Wisconsin
25	Maryland

OTHERS RECEIVING VOTES:

Middle Tennessee 28, Oklahoma State 23, Minnesota 22, Michigan 16, Dayton 11, Seton Hall 9, USC 6, Providence 5, Vermont 3, Miami 2, VCU 2, Arkansas 2, Wake Forest 2, Creighton 1, Princeton 1, Michigan State 1, UNC Wilmington 1.

USA TODAY COACHES POLL (MAR. 6)

Rk.	Team (First Place Votes)
1	Kansas (27)
2	Villanova (2)
3	UCLA (2)
4	Gonzaga (1)
5	Oregon
6	North Carolina
7	Arizona
8	Kentucky
9	Louisville
10	Baylor
11	West Virginia
12	Purdue
13	Florida
14	Duke
15	SMU
16	Notre Dame
17	Florida State
18	Cincinnati
18	Saint Mary's
20	Butler
21	Virginia
22	Wichita State
23	Wisconsin
24	Iowa State
25	Middle Tennessee

OTHERS RECEIVING VOTES:

Oklahoma State 25, South Carolina 22, Miami 19, Northwestern 13, Maryland 13, Minnesota 13, USC 12, Creighton 10, Arkansas 7, Vermont 6, California 5, Michigan 3, UNC Wilmington 2, Monmouth 2, Virginia Tech 2, Nevada 1, Dayton 1, Vanderbilt 1, Wake Forest 1.

CINCINNATI'S WEEKLY RANKINGS

Associated Press	Week	USA Today
RV	Preseason	25
24	Nov. 14	25
RV	Nov. 21	RV
RV	Nov. 28	RV
22	Dec. 5	23
25	Dec. 12	23
24	Dec. 19	23
23	Dec. 26	23
22	Jan. 2	22
22	Jan. 9	22
20	Jan. 16	20
19	Jan. 23	19
14	Jan. 30	14
11	Feb. 6	11
18	Feb. 13	17
15	Feb. 20	16
18	Feb. 27	20
15	Mar. 6	18

2016-17 AMERICAN ATHLETIC CONFERENCE

2016-17 AMERICAN CONFERENCE STANDINGS (THRU MAR. 12)

Team	AAC	Pct.	Overall	Pct.
SMU	17-1	.944	30-4	.882
Cincinnati	16-2	.889	29-5	.853
Houston	12-6	.667	21-10	.677
UCF	11-7	.611	21-11	.656
Memphis	9-9	.500	19-13	.594
UConn	9-9	.500	16-17	.485
Tulsa	8-10	.444	15-17	.469
Temple	7-11	.389	16-16	.500
East Carolina	6-12	.333	15-18	.455
Tulane	3-15	.167	6-25	.194
USF	1-17	.056	7-23	.233

2017 AMERICAN POSTSEASON HONORS

FIRST TEAM ALL-CONFERENCE

Jalen Adams, UConn
Damyean Dotson, Houston
Rob Gray, Houston
Dedric Lawson, Memphis
Semi Ojeleye, SMU

SECOND TEAM ALL-CONFERENCE

Sterling Brown, SMU
Troy Caupain, Cincinnati
Shake Milton, SMU
Ben Moore, SMU
B.J. Taylor, UCF
Kyle Washington, Cincinnati

ALL-ROOKIE TEAM

Jarron Cumberland, Cincinnati
Vance Jackson, UConn
K.J. Lawson, Memphis
Quinton Rose, Temple
Jeremy Sheppard, East Carolina

DEFENSIVE PLAYER OF THE YEAR

Tacko Fall, UCF

MOST IMPROVED PLAYER

Cameron Reynolds, East Carolina

SIXTH MAN OF THE YEAR

Jarron Cumberland, Cincinnati
Ben Emelogu, SMU

SPORTSMANSHIP AWARD

Troy Caupain, Cincinnati

PLAYER OF THE YEAR

Semi Ojeleye, SMU

COACH OF THE YEAR

Tim Jankovich, SMU

ROOKIE OF THE YEAR

K.J. Lawson, Memphis

SCHOLAR-ATHLETE OF THE YEAR

Semi Ojeleye, SMU

ALL-TOURNAMENT TEAM

Semi Ojeleye, SMU - Most Outstanding Player
Jalen Adams, UConn
Sterling Brown, SMU
Gary Clark, Cincinnati
Jacob Evans, Cincinnati
Ben Moore, SMU

CINCINNATI IN THE AMERICAN 2016-17 TEAM STATISTICS (THRU MAR. 12)

CATEGORY	[*NATIONAL] LEAGUE RANK (STAT)
Scoring	1st (74.7)
Scoring	2nd (74.5)
Scoring Defense.....	[5th] 3rd (60.8)
Scoring Margin	[11th] 2nd (+13.6)
Free Throw Pct.	7th (.683)
Field Goal Pct.	2nd (.454)
Field Goal Pct. Defense.....	[8th] 3rd (.385)
3-Pt Field Goal Pct.	7th (.343)
3-Pt Field Goal Pct. Defense	7th (.341)
Rebounding Offense	2nd (35.8)
Rebounding Defense	3rd (32.7)
Rebounding Margin	3rd (+4.5)
Blocked Shots.....	[23rd] 3rd (5.1)
Assists	[23rd] 3rd (15.8)
Steals	[27th] 1st (7.7)
Turnover Margin	[12th] 2nd (+3.7)
Assist-to-Turnover Ratio	[4th] 1st (1.6)
Offensive Rebounds	2nd (12.4)
Defensive Rebounds	7th (24.8)
3-Pt Field Goals Made.....	4th (7.6)

INDIVIDUAL STATISTICS

PLAYER [*NATIONAL] LEAGUE RANK (STAT)

Scoring	
Jacob Evans.....	12th (13.7)
Kyle Washington	T-16th (13.1)
Gary Clark	26th (10.7)
Troy Caupain	28th (10.1)

Rebounding

Gary Clark	T-4th (7.9)
Kyle Washington	11th (6.9)

Field Goal Shooting Percentage

Gary Clark	4th (.525)
Kyle Washington	5th (.513)
Jacob Evans.....	12th (.471)

Assists

Troy Caupain	4th (4.6)
--------------------	-----------

Steals

Kevin Johnson.....	8th (1.3)
Jacob Evans.....	T-10th (1.3)
Troy Caupain	13th (1.2)

Three-Pointer Field Goal Percentage

Jacob Evans.....	5th (.418)
------------------	------------

Three-Pointers Made

Jacob Evans.....	12th (1.9)
------------------	------------

Blocked Shots

Kyle Washington	8th (1.2)
Gary Clark	10th (1.2)

Assist-Turnover Ratio

Troy Caupain	[4th] 1st (3.8)
--------------------	-----------------

Offensive Rebounds

Gary Clark	[49th] 2nd (3.0)
Kyle Washington	10th (2.2)

Defensive Rebounds

Kyle Washington	11th (4.9)
Gary Clark	13th (4.6)

Minutes Played

Troy Caupain	24th (31.9)
Jacob Evans.....	26th (31.3)

**National rankings (through March 12) are in brackets*

CINCINNATI'S RECORD WHEN													
	06-07	07-08	08-09	09-10	10-11	11-12	12-13	13-14	14-15	15-16	16-17	TOTAL	
Home games	10-8	10-7	13-5	13-5	15-3	14-4	13-5	18-1	15-3	14-3	18-0	151-44	
Away games	0-9	3-11	4-7	2-9	7-4	7-5	5-5	7-3	6-5	6-6	9-3	56-67	
Neutral site games	1-2	0-1	1-2	4-2	4-2	5-2	4-2	2-3	2-3	2-2	2-2	27-23	
Conference games	2-14	8-10	8-10	7-11	11-7	12-6	9-9	15-3	13-5	12-6	16-2	112-83	
vs. Top 25 teams	0-4	2-5	1-7	3-6	3-7	8-4	2-8	4-2	2-1	1-3	2-4	28-51	
Overtime games	2-0	1-1	2-1	0-3	1-0	1-2	2-1	0-0	2-1	0-3	2-0	13-12	
Lead at halftime	6-1	10-3	11-3	13-4	25-0	18-3	15-3	23-1	17-3	19-5	23-1	279-27	
Trail at halftime	4-17	3-15	6-11	4-11	0-9	7-8	7-9	1-6	5-8	1-6	5-2	43-102	
Tied at halftime	1-1	0-1	1-0	2-1	1-0	1-0	0-0	3-0	1-0	2-0	1-2	13-5	
Lead with 10:00 remaining	10-1	9-1	14-1	13-3	26-0	18-4	19-1	23-1	20-3	22-3	26-1	254-19	
Trail with 10:00 remaining	1-18	1-18	3-13	6-11	0-9	7-7	3-9	3-6	3-8	0-7	3-4	30-110	
Tied with 10:00 remaining	0-0	3-0	1-0	0-2	0-0	1-0	0-2	1-0	0-0	0-1	0-0	6-5	
Lead with 5:00 remaining	9-3	11-1	17-1	18-2	25-0	19-4	19-2	26-0	24-1	19-4	27-0	214-18	
Trail with 5:00 remaining	0-16	2-17	1-13	0-13	0-9	5-7	2-9	1-7	0-8	1-6	2-5	14-110	
Tied with 5:00 remaining	2-0	0-1	0-0	1-1	1-0	2-0	1-1	0-0	0-2	1-1	0-0	8-6	
Lead with 2:00 remaining	10-2	11-1	16-0	18-2	25-1	23-2	19-2	25-1	23-1	19-3	26-0	216-15	
Trail with 2:00 remaining	0-17	1-17	2-14	1-14	0-8	3-9	1-10	2-6	1-9	2-7	3-4	16-115	
Tied with 2:00 remaining	1-0	1-1	0-0	0-0	1-0	0-0	2-0	0-0	0-1	0-1	0-1	5-4	
Shoot better from the field	8-2	8-3	13-1	15-4	22-0	16-2	15-1	21-0	21-3	16-5	23-0	178-21	
Shoot worse from the field	3-17	5-16	5-13	4-12	4-9	8-9	4-11	6-7	2-8	6-6	6-5	53-113	
Shoot 50% or better	0-2	0-0	4-1	8-1	7-0	6-0	4-0	3-0	9-1	4-2	13-0	58-7	
Shoot below 50%	11-17	13-19	14-13	11-15	16-8	20-11	18-12	24-7	14-9	16-9	16-5	173-125	
Opp. shoots 50% or better	1-9	0-6	0-6	0-2	2-4	1-2	0-1	1-3	0-2	2-3	2-1	9-39	
Opp. shoots below 50%	10-10	13-13	18-8	19-14	22-5	24-9	22-11	25-4	22-9	19-7	27-4	221-94	
Opp. shoots below 40%	7-1	6-1	9-3	10-3	17-0	15-1	16-1	17-1	16-5	17-2	18-1	148-19	
Make 7 or fewer 3-pointers	10-12	8-12	7-11	13-12	21-6	12-9	12-9	22-7	20-11	9-5	17-3	150-97	
Make 8 or more 3-pointers	1-7	5-7	11-3	6-4	6-4	14-2	10-3	5-0	3-0	13-6	12-2	86-38	
Shoot more FTs than opp.	7-3	6-3	12-1	11-2	22-2	16-4	16-3	20-2	20-6	14-3	18-2	162-31	
Out-rebound the opponent	9-5	10-11	13-4	17-8	24-3	10-4	17-8	19-4	18-8	18-7	23-2	187-64	
Opponent out-rebounds UC	2-14	3-7	2-9	2-8	2-5	13-6	3-4	8-2	3-3	3-2	6-3	47-63	
Same number of rebounds	0-0	0-1	3-1	0-0	0-1	3-1	2-0	0-1	1-1	1-2	0-0	10-8	
Commit fewer turnovers	7-11	4-5	9-3	7-6	16-6	22-5	14-4	16-4	13-3	17-2	25-3	150-52	
Commit the same or more TOs	4-8	9-14	9-11	12-10	9-2	4-3	8-7	11-3	10-8	3-10	4-1	83-75	
Commit 12 or fewer turnovers	7-9	4-7	5-4	5-5	10-5	17-7	8-8	20-4	13-5	14-6	22-5	125-65	
Outscore opponents' bench	6-8	8-6	15-9	19-11	24-7	13-3	11-6	17-1	14-7	15-6	19-2	161-66	
1-3 point games	1-4	5-5	2-0	4-5	2-1	5-4	2-3	4-2	1-4	2-6	4-0	42-34	
4-5 point games	0-1	2-1	2-1	3-2	0-2	6-0	2-2	4-1	2-1	4-1	0-2	25-14	
6-10 point games	5-2	2-6	5-6	4-4	7-2	5-3	7-4	2-2	8-1	3-3	7-2	55-35	
11-19 point games	4-10	3-5	4-4	4-4	8-5	4-2	6-2	9-1	7-4	6-1	7-1	62-39	
20-plus point games	1-2	1-2	5-3	4-1	9-1	7-1	5-1	8-1	5-1	7-0	11-0	63-13	
Score 59 or fewer points	0-9	3-7	1-6	0-7	3-8	3-7	1-9	2-7	6-11	2-4	4-3	25-76	
Score 60-69 points	6-7	8-7	4-6	9-4	9-1	7-4	9-3	11-0	9-0	8-2	6-1	85-35	
Score 70 or more points	5-3	2-5	13-2	10-5	14-0	16-2	12-0	14-0	8-0	12-5	19-1	125-23	
Hold opp. to 50 or fewer points	3-0	3-0	4-0	1-0	7-0	3-2	4-0	7-0	9-2	4-0	6-0	51-4	
Hold opp. to 51-60 points	3-4	5-1	6-2	9-2	12-1	12-3	12-4	11-3	10-3	12-1	11-2	104-26	
Hold opp. to 61-70 points	3-2	5-5	5-3	7-4	5-5	10-1	4-7	7-3	4-5	3-5	7-0	60-41	
Opp. scores 70-plus points	2-13	0-13	3-9	2-10	2-3	1-5	2-1	2-1	0-1	2-4	5-3	21-63	
November	5-1	4-2	5-1	4-1	5-0	4-2	6-0	6-0	5-1	7-0	5-1	56-9	
December	4-3	1-5	5-2	5-2	9-0	6-1	7-1	5-2	4-2	3-4	6-1	54-23	
January	1-7	5-4	4-4	5-4	4-4	5-4	4-3	9-0	6-2	6-2	8-0	57-34	
February	1-7	3-3	4-3	2-5	4-3	6-2	2-5	4-2	5-4	5-2	6-2	42-38	
March	0-1	0-5	0-4	3-4	4-2	5-2	2-3	3-3	3-2	1-3	4-1	25-30	
Monday	0-0	1-0	3-2	2-2	2-0	2-1	2-2	1-0	0-0	0-0	1-0	14-7	
Tuesday	0-2	1-1	1-2	4-2	3-0	2-0	4-0	6-0	5-1	3-2	1-0	30-10	
Wednesday	4-5	4-5	4-1	7-3	9-1	7-0	3-1	2-0	5-1	2-1	6-0	53-18	
Thursday	0-1	0-2	3-0	1-2	3-1	3-1	1-3	5-1	3-1	3-3	6-0	28-15	
Friday	1-0	1-1	0-1	0-0	1-0	4-1	1-2	2-1	2-1	2-2	2-0	16-9	
Saturday	5-7	6-5	6-5	5-3	8-4	5-7	10-2	8-5	5-6	6-3	8-2	71-55	
Sunday	1-4	0-5	1-3	0-4	0-3	3-1	2-1	2-0	3-1	6-0	5-3	23-25	

BEARCATS STARTING LINEUPS	
OPPONENT	UC STARTERS
<i>Bellarmino (EXH.)</i>	<i>Jenifer, Caupain, Johnson, Clark, Washington</i>
Brown	Caupain, Johnson, Evans, Clark, Washington
Albany	Caupain, Johnson, Evans, Clark, Washington
vs. Rhode Island	Caupain, Johnson, Evans, Clark, Washington
vs. Penn State	Caupain, Johnson, Evans, Clark, Washington
Samford	Caupain, Johnson, Evans, Clark, Washington
Lipscomb	Caupain, Johnson, Evans, Clark, Washington
at Iowa State	Caupain, Johnson, Evans, Clark, Washington
Bowling Green	Caupain, Johnson, Evans, Clark, Washington
at Butler	Caupain, Johnson, Evans, Clark, Washington
Texas Southern	Caupain, Johnson, Evans, Clark, Moore
Fairleigh Dickinson	Caupain, Johnson, Evans, Clark, Washington
Marshall	Caupain, Johnson, Evans, Clark, Washington
at Temple	Caupain, Johnson, Evans, Clark, Washington
Tulane	Caupain, Johnson, Evans, Clark, Washington
at Houston	Caupain, Johnson, Evans, Clark, Washington
SMU	Caupain, Johnson, Evans, Clark, Washington
at East Carolina	Caupain, Johnson, Evans, Clark, Washington
Temple	Caupain, Johnson, Evans, Clark, Washington
at Tulane	Caupain, Johnson, Evans, Clark, Washington
Xavier	Caupain, Johnson, Evans, Clark, Washington
USF	Caupain, Johnson, Evans, Clark, Washington
at Tulsa	Caupain, Johnson, Evans, Clark, Washington
UConn	Caupain, Johnson, Evans, Clark, Washington
UCF	Caupain, Johnson, Evans, Clark, Washington
at SMU	Caupain, Johnson, Evans, Clark, Washington
at USF	Caupain, Johnson, Evans, Clark, Washington
Tulsa	Caupain, Johnson, Evans, Clark, Washington
Memphis	Caupain, Johnson, Evans, Clark, Washington
at UCF	Caupain, Johnson, Evans, Clark, Washington
Houston	Caupain, Johnson, Evans, Tobler, Washington
at UConn	Caupain, Johnson, Evans, Clark, Washington
vs. Tulsa#	Caupain, Johnson, Evans, Clark, Washington
vs. UConn#	Caupain, Johnson, Evans, Clark, Washington
vs. SMU#	Caupain, Johnson, Evans, Clark, Washington
vs. Kansas State/Wake Forest	
# - American Championship contest	

RECORD BY STARTING LINEUPS	
UC STARTERS	RECORD
Caupain, Johnson, Evans, Clark, Washington	27-5
Caupain, Johnson, Evans, Clark, Moore	1-0
Caupain, Johnson, Evans, Tobler, Washington	1-0

PLAYERS IN DOUBLE FIGURES									
# OF PLAYERS	0	1	2	3	4	5	6	7	
TIMES THIS SEASON	0	0	4	13	11	5	0	1	

SPECIALTY STATISTICS

OPPONENT	RESULT	IN PAINT	OFF TO	2ND CHANCE	FAST BREAK	BENCH
Brown		14	2	5	2	25
at Cincinnati	W, 84-55	48	16	18	12	21
Albany		34	13	8	8	15
at Cincinnati	W, 74-51	42	24	21	20	28
vs. Rhode Island		30	15	15	7	15
Cincinnati	L, 71-76	24	10	16	11	4
vs. Penn State		18	13	2	4	5
at Cincinnati	W, 71-50	34	17	15	6	17
Samford		10	14	7	0	10
at Cincinnati	W, 70-55	30	26	23	0	10
Lipscomb		42	12	16	8	22
at Cincinnati	W, 91-68	40	26	5	17	39
at Iowa State		26	15	7	6	17
Cincinnati	W, 55-54 (OT)	30	9	16	2	2
Bowling Green		20	6	5	6	13
at Cincinnati	W, 85-56	54	15	7	10	28
at Butler		26	11	7	0	33
Cincinnati	L, 65-75	32	8	14	6	4
Texas Southern		24	0	6	4	30
at Cincinnati	W, 96-58	51	15	10	20	51
Fairleigh Dickinson		24	12	10	8	21
at Cincinnati	W, 119-68	57	28	15	23	56
Marshall		24	14	11	3	14
at Cincinnati	W, 93-91 (OT)	48	18	17	13	15
at Temple		18	10	8	2	4
Cincinnati	W, 56-50	24	10	12	4	18
Tulane		20	12	16	6	12
at Cincinnati	W, 92-56	36	20	12	19	42
at Houston		30	10	9	6	17
Cincinnati	W, 67-58	16	12	14	4	2
SMU		24	8	12	8	0
at Cincinnati	W, 66-64	20	9	7	6	10
at East Carolina		18	14	9	4	17
Cincinnati	W, 55-46	26	6	14	10	8
Temple		22	24	6	12	19
at Cincinnati	W, 81-74	36	19	7	4	9
at Tulane		22	11	4	4	4
Cincinnati	W, 78-61	34	21	13	6	25
Xavier		12	10	4	5	16
at Cincinnati	W, 86-78	34	16	30	4	19
USF		14	7	11	6	15
at Cincinnati	W, 94-53	32	34	16	16	60
at Tulsa		26	11	10	4	11
Cincinnati	W, 57-55	18	18	4	4	7
UConn		18	9	3	7	13
at Cincinnati	W, 82-68	26	16	8	2	22
UCF		26	6	9	2	9
at Cincinnati	W, 60-50	22	14	9	11	13
at SMU		14	21	6	3	11
Cincinnati	L, 51-60	10	14	6	4	4
at USF		16	8	6	11	16
at Cincinnati	W, 68-54	36	24	12	6	10
Tulsa		14	18	5	2	8
at Cincinnati	W, 80-60	26	20	14	6	5
Memphis		42	5	3	12	3
at Cincinnati	W, 87-74	32	15	19	10	24
at UCF		16	13	6	0	7
Cincinnati	L, 49-53	16	16	8	6	13
Houston		16	3	4	2	5
Cincinnati	W, 65-47	30	22	8	4	28
at UConn		12	2	7	2	5
Cincinnati	W, 67-47	24	8	17	4	20
vs. Tulsa#		22	7	5	0	23
Cincinnati	W, 80-61	32	10	19	11	12
vs. UConn#		28	4	18	13	12
Cincinnati	W, 81-61	14	10	10	4	17
vs. SMU#		26	8	9	5	6
Cincinnati	L, 56-71	28	9	19	4	16
vs. Kansas State/Wake Forest						
Cincinnati						
CINCINNATI TOTALS		1,062	555	455	289	659
AVERAGE		31.2	16.3	13.4	8.5	19.4
OPPONENTS TOTALS		748	348	269	172	453
AVERAGE		22.0	10.2	7.9	5.1	13.3

#-American Championship contest

OVERTIME RECORDS

UC'S OVERALL RECORD	56-55
1 OT Games	47-44
2 OT Games	8-8
3 OT Games	0-1
4 OT Games	0-2
7 OT Games	1-0

RECORDS IN OVERTIME GAMES

Home	27-17	.614
Schmidlapp Gym	3-4	.429
Schmidt Fieldhouse	0-1	.000
Music Hall	0-1	.000
Armory Fieldhouse	5-4	.556
Cincinnati Gardens	3-2	.600
U.S. Bank Arena	3-1	.750
Fifth Third Arena	14-4	.778
Away	17-30	.362
Neutral	11-8	.579

Current Streak: Won 2

Longest Winning Streak: 5 (Tay Baker - 1966-67)

Longest Losing Streak: 4 (Bob Ruess, 1943 - John Weithe, 1950)

- On Dec. 21, 1981 Cincinnati and Bradley played an NCAA-record 7-overtime game which UC won, 75-73.
- Cincinnati has been involved in two of the five NCAA tournament championship games to go into overtime. The Bearcats defeated Ohio State, 70-65, in 1961, but lost to Loyola (Ill.), 60-58, in 1963.
- In 1966-67, Cincinnati played six overtime games, winning five.

UC COACHES IN OVERTIME GAMES

COACH (YEARS)	NO.	RECORD	PCT.
Bob Huggins (1989-2005)	25	14-11	.560
Mick Cronin (2006-pres.)	25	13-12	.520
Tay Baker (1965-72)	9	7-2	.778
Ed Jucker (1960-65)	9	4-5	.444
Ed Badger (1978-83)	8	3-5	.375
Tony Yates (1983-89)	7	2-5	.286
John Wiethe (1946-52)	5	1-4	.200
George Smith (1952-60)	4	3-1	.750
Gale Catlett (1972-78)	4	2-2	.500
Frank Rice (1928-32)	4	1-3	.250
Boyd Chambers (1918-28)	3	3-0	1.000
Clark Ballard (1939-42)	2	2-0	1.000
Andy Kennedy (2005-06)	2	1-1	.250
Tay Brown (1933-37)	2	0-2	.000
John Halliday (1932-33)	1	0-1	.000
Bob Ruess (1942-44)	1	0-1	.000
Walter Van Winkle (1937-39)	0	—	—
Ray Farnham (1944-46)	0	—	—

OVERTIME GAMES IN MICK CRONIN ERA

1/20/07	W	UC 96, West Virginia 83	1	SC
2/28/07	W	UC 70, Seton Hall 67	1	SC
2/9/08	W	UC 72, Rutgers 68	1	SC
3/2/08	L	Providence 81, UC 79	1	A
12/20/08	W	UC 85, Eastern Kentucky 77	1	SC
2/7/09	W	UC 64, Georgetown 62	1	SC
3/7/09	L	Seton Hall 67, UC 63	1	SC
11/25/09	L	Gonzaga 61, UC 59	1	N
12/13/09	L	Xavier 83, UC 79	2	A
2/21/10	L	Marquette 79, UC 76	1	SC
2/19/11	W	UC 93, Providence 81	1	A
11/25/11	L	Marshall 73, UC 69	1	SC
1/21/12	L	West Virginia 77, UC 74	1	A
3/8/12	W	UC 72, Georgetown 70	2	N
1/19/13	W	UC 71, Marquette 69	1	SC
2/21/13	L	UConn 73, UC 66	1	A
3/9/13	W	UC 61, USF 53	1	SC
12/13/14	L	Nebraska 56, UC 55	2	A
12/17/14	W	UC 71, San Diego State 62	1	SC
3/19/15	W	UC 66, Purdue 65	1	N
1/16/16	L	Temple 67, UC 65	2	A
2/18/16	L	Tulsa 70, UC 68	1	A
3/11/16	L	UConn 104, UC 97	4	N
12/1/16	W	UC 55, Iowa State 54	1	A
12/22/16	W	UC 93, Marshall 91	1	SC

THE LAST TIME...

TEAM

100 POINTS BY A TEAM

By UC	119 vs. Fairleigh Dickinson, 12/17/16
By Opponent	104 by UConn (40T), 3/11/16

90-99 POINTS BY A TEAM

By UC	94 vs. USF, 1/29/17
By Opponent	91 by Marshall, 12/22/16

30-PLUS POINT WIN

By UC	41 (94-53) vs. USF, 1/29/17
By Opponent	38 (89-51) vs. Notre Dame, 3/10/11

60 PERCENT SHOOTING BY A TEAM

By UC	.647 vs. Fairleigh Dickinson, 12/17/16
By Opponent	.674 vs. Pittsburgh, 2/14/09

50 PERCENT SHOOTING BY A TEAM

By UC	.560 vs. Tulsa, 2/18/17
By Opponent	.500 by SMU, 3/12/17

CINCINNATI PLAYED A RANKED OPPONENT

UC Win	86-78 vs. No. 24 Xavier, 1/26/16
UC Loss	56-71 vs. No. 12 SMU, 3/12/17

SINGLE OVERTIME GAME

UC Win	93-91 (OT) vs. Marshall, 12/22/16
UC Loss	104-97 (4OT) vs. UConn, 3/11/16

DOUBLE OVERTIME GAME

UC Win	72-70 (2OT) vs. Georgetown, 3/8/12
UC Loss	104-97 (4OT) vs. UConn, 3/11/16

TRIPLE OVERTIME GAME

UC Win	75-73 (7OT*) vs. Bradley, 12/21/81
UC Loss	104-97 (4OT) vs. UConn, 3/11/16

* - NCAA record.

INDIVIDUAL

40 POINTS BY A PLAYER

By UC	41, Steve Logan vs. Southern Mississippi, 2/15/02
By Opponent	40, Trevon Bluiett, Xavier, 1/26/17

30 POINTS BY A PLAYER

By UC	37, Troy Caupain vs. UConn, 3/11/16
By Opponent	32, Daniel Hamilton, vs. UConn, 3/11/16

20 REBOUNDS BY A PLAYER

By UC	20, Cedric McGowan vs. DePaul, 1/4/06
By Opponent	four times

15 REBOUNDS BY A PLAYER

By UC	17, Kyle Washington, vs. Penn State, 11/20/16
By Opponent	15, Greg Monroe, vs. Georgetown, 3/6/10

TWO PLAYERS WITH 20 OR MORE POINTS IN SAME GAME

By UC	Gary Clark (25), Jacob Evans (20) vs. UConn, 3/11/17
By Opponent	Daniel Hamilton (32), Jalen Adams (22) vs. UConn, 3/11/16

THREE PLAYERS WITH 10 OR MORE REBOUNDS IN SAME GAME

By UC	Gary Clark (10), Kyle Washington (10) & Troy Caupain (10) at Iowa State, 12/1/16
-------	---

TWO PLAYERS WITH 10 OR MORE REBOUNDS IN SAME GAME

By UC	Troy Caupain (12), Gary Clark (11) vs. Marshall, 12/22/16
By Opponent	Ben Moore (11), Sterling Brown (11) vs. SMU, 1/12/17

10 ASSISTS BY A PLAYER

By UC	10, Troy Caupain, vs. USF, 2/4/16
By Opponent	10, Chris Howard, at USF, 2/14/09

FIVE STEALS BY A PLAYER

By UC	5, Jarron Cumberland, vs. SMU, 3/12/17
By Opponent	5, Antonio Robinson, at East Carolina, 2/1/15

FIVE BLOCKED SHOTS BY A PLAYER

By UC	5, Nysier Brooks vs. East Carolina, 1/15/17
By Opponent	5, Amida Brimah, vs. UConn, 3/11/16

DOUBLE-DOUBLE BY A UC PLAYER

UC Win	Gary Clark (17 pts., 14 rebs.) at UConn, 3/5/17
UC Loss	Gary Clark (14 pts., 12 rebs.) at Butler, 12/10/16

DOUBLE-DOUBLES BY TWO UC PLAYERS

By UC	Kyle Washington (13 pts, 11 rebs) and Gary Clark (11 pts, 10 rebs) at Iowa State, 12/1/16
-------	---

DOUBLE-DOUBLES BY THREE UC PLAYERS

By UC	Troy Caupain (37 pts, 10 rebs), Octavius Ellis (13 pts, 10 rebs) & Gary Clark (12 pts, 12 rebs) vs. UConn, 3/11/16
-------	--

TRIPLE-DOUBLE BY A UC PLAYER

By UC	Eric Hicks (22 pts., 12 rebs., 10 blks.) vs. Marquette, 1/7/06
-------	---

UC PLAYER LED TEAM IN POINTS, REBOUNDS & ASSISTS

By UC	Sean Kilpatrick (26 pts., 12 rebs., 6 asst.) vs. SMU, 1/1/13
-------	---

A PLAYER WON A GAME IN THE FINAL SECONDS

By UC	Troy Caupain hits 17-foot jumper with 4.4 left at Tulsa as UC wins 57-55, 2/1/17
By Opponent	Roosevelt Jones layup with :00.1 left Butler defeats UC 78-76, 12/2/15

FOUR PLAYERS SCORED IN DOUBLE FIGURES

By UC	Jarron Cumberland (14), Kyle Washington (12) Gary Clark (10), Jacob Evans (10) vs. SMU, 3/12/17
-------	---

FIVE PLAYERS SCORED IN DOUBLE FIGURES

By UC	Kyle Washington (18), Jacob Evans (17) Kevin Johnson (15), Gary Clark (14), Troy Caupain (11) vs. Tulsa, 2/18/17
-------	--

SIX PLAYERS SCORED IN DOUBLE FIGURES

By UC	Troy Caupain (18), Gary Clark (16), Jacob Evans (11) Coreontae DeBerry (11), Octavius Ellis (10), Farad Cobb (10) vs. USF, 2/4/16
-------	---

SEVEN PLAYERS SCORED IN DOUBLE FIGURES

By UC	Kevin Johnson (18), Jacob Evans (17), Justin Jenifer (13), Kyle Washington (12), Jarron Cumberland (11) Troy Caupain (10), Tre Scott (10) vs. Fairleigh Dickinson, 12/17/16
-------	--

EIGHT PLAYERS SCORED IN DOUBLE FIGURES

By UC	Farad Cobb (15), Shaq Thomas (14), Kevin Johnson (14), Coreontae DeBerry (12), Justin Jenifer (11), Quadri Moore (10), Jacob Evans (10), Octavius Ellis (10) vs. Robert Morris, 11/15/15
-------	---

CRONIN ERA BESTS

MOST POINTS SCORED

119 (W, 119-68)	vs. Fairleigh Dickinson	12/17/16
106 (W, 106-44)	vs. Robert Morris	11/15/15
102 (W, 102-60)	vs. Miss. Valley St.	11/13/12
102 (W, 102-62)	vs. Chicago State	12/23/13

MOST POINTS SCORED (HALF)

65 (W, 119-68)	vs. Fairleigh Dickinson	(1st) 12/17/16
60 (W, 99-50)	vs. Arkansas-Pine Bluff	(2nd) 11/22/15
59 (W, 96-58)	vs. Texas Southern	(2nd) 12/13/16
59 (W, 97-84)	vs. No. 20 Memphis	(2nd) 3/6/14
59 (W, 102-60)	vs. Miss. Valley St.	(2nd) 11/13/12

HIGHEST FG PERCENTAGE

.647 (44-68)	vs. Fairleigh Dickinson	12/17/16
.647 (33-51)	vs. UCF	2/25/15
.632 (36-57)	vs. Campbell	11/20/13
.628 (27-43)	vs. St. John's	2/11/09
.610 (36-59)	vs. Western Carolina	11/13/15
.603 (38-63)	vs. Radford	12/17/11

HIGHEST 3-PT. PERCENTAGE

.643 (9-14)	vs. Temple	1/17/14
.636 (7-11)	vs. Stony Brook	12/2/14
.600 (6-10)	vs. St. John's	2/11/09
.583 (7-12)	at No. 23/23 SMU	2/5/15
.583 (7-12)	at Georgetown	1/27/07
.583 (14-24)	vs. Central Michigan	11/25/06

MOST REBOUNDS

69	vs. Chicago State	12/23/13
56	at Temple (2OT)	1/16/16
56	vs. North Carolina A&T	11/18/12
54	vs. UConn (4OT)	3/11/16

MOST ASSISTS

32	vs. Robert Morris	11/15/15
29	vs. Fairleigh Dickinson	12/17/16
27	vs. USF	1/29/17
27	vs. Toledo	11/18/09

MOST BLOCKED SHOTS

12	vs. Wagner	12/23/14
12	vs. Marquette	1/19/13
12	at DePaul	1/15/13
12	vs. North Carolina A&T	11/18/12
10	vs. Samford	11/23/16
10	vs. UConn (4OT)	3/11/16
10	vs. Butler	12/2/15
10	at UConn	1/10/15
10	vs. Memphis	1/4/14
10	vs. Chicago State	12/23/13
10	vs. Wright State	12/22/12
10	vs. UT Martin	11/11/12
10	vs. Chicago State	12/23/11
10	vs. Alabama State	11/13/11
10	vs. Western Illinois	11/22/08

MOST STEALS

23	vs. Ark.-Little Rock	12/6/12
19	vs. Ark.-Pine Bluff	11/22/15
18	vs. Robert Morris	11/15/15
16	vs. Ark.-Pine Bluff	12/21/11

MOST FORCED TURNOVERS

32	vs. Ark.-Little Rock	12/6/12
32	vs. North Carolina State	12/23/06
30	vs. Ark.-Pine Bluff	11/22/15
29	vs. Robert Morris	11/15/15
29	vs. Ark.-Pine Bluff	12/21/11

FEWEST POINTS ALLOWED

34	vs. Dayton	11/27/10
37	vs. Saint Francis (Pa.)	11/14/14
39	vs. Howard	11/10/06
	at West Virginia	1/30/08
	vs. North Carolina A&T	11/18/12

FEWEST POINTS ALLOWED (HALF)

13	vs. Marquette	1/19/13
14	vs. Alabama State	(1st) 11/13/11

LOWEST FG PERCENTAGE ALLOWED

.152 (10-66)	vs. North Carolina A&T	11/18/12
.200 (12-60)	vs. Dayton	11/27/10
.200 (10-50)	at West Virginia	1/30/08

LOWEST 3-PT. FG PERCENTAGE ALLOWED

.000 (0-10)	at No. 24/22 Pittsburgh	12/31/12
.000 (0-4)	vs. Texas Southern	11/18/08
.045 (1-22)	at West Virginia	1/30/08
.063 (1-16)	vs. Providence	3/13/13
.091 (1-11)	vs. USF	2/2/14

BIGGEST WIN

62 (106-44)	vs. Robert Morris	11/15/15
54 (93-39)	vs. North Carolina A&T	11/18/12

BIGGEST COMEBACK

Down 17 (won 96-83 in OT)	vs. West Virginia	1/20/07
Down 16 (won 70-55)	vs. Samford	11/23/16
Down 15 (won 93-91 in OT)	vs. Marshall	12/22/16


RADIO-TV CHART




0 **QUADRI MOORE**
F • 6-8 • 230 • JR-2L
LINDEN, N.J.




1 **JACOB EVANS III**
G/F • 6-6 • 210 • SO-1L
BATON ROUGE, LA.




3 **JUSTIN JENIFER**
G • 5-10 • 175 • SO-1L
BALTIMORE, MD.




10 **TROY CAUPAIN**
G • 6-4 • 210 • SR-3L
MIDLOTHIAN, VA.




11 **GARY CLARK**
F • 6-8 • 225 • JR-2L
CLAYTON, N.C.




13 **TRE SCOTT**
F • 6-8 • 225 • R-FR-HS
DARIEN, GA.



14 **JACKSON BART**
F • 6-5 • 210 • R-FR-TR
BARTLESVILLE, OKLA.



15 **CANE BROOME**
G • 6-0 • 160 • JR-TR
EAST HARTFORD, CONN.




24 **KYLE WASHINGTON**
F • 6-9 • 230 • JR-TR
CHAMPLIN, MINN.




25 **KEVIN JOHNSON**
G • 6-3 • 185 • SR-3L
CINCINNATI, OHIO




32 **JOHN KOZ**
G • 6-1 • 190 • FR-HS
CLEVELAND, OHIO



33 **NYSIER BROOKS**
C • 6-11 • 240 • FR-HS
PHILADELPHIA, PA.



34 **JARRON CUMBERLAND**
G • 6-5 • 218 • FR-HS
WILMINGTON, OHIO



45 **ZACK TOBLER**
F • 6-5 • 225 • SR-3L
FORT MITCHELL, KY.



MICK CRONIN
HEAD COACH



LARRY DAVIS
ASSOCIATE HEAD COACH



DARREN SAVINO
ASSISTANT COACH



ANTWON JACKSON
ASSISTANT COACH

CINCINNATI PLAYER SEASON & CAREER HIGHS

#0 - QUADRI MOORE

2016-17 SEASON		CAREER
14 at Tulane, 1/21/17	Pts	14 at Tulane, 1/21/17
8, 2x (last at Tulane, 1/21/17)	FG Atts	8, 3x (last at Tulane, 1/21/17)
5 at Tulane, 1/21/17	FG Made	5, 2x (last at Tulane, 1/21/17)
4 at Tulane, 1/21/17	3PT-FG Atts	4 at Tulane, 1/21/17
3 at Tulane, 1/21/17	3PT-FG Made	3 at Tulane, 1/21/17
4, 2x (last at USF, 2/15/17)	FT Atts	8 vs. Ark.-Pine Bluff, 11/22/15
4 vs. USF, 1/29/17	FT Made	6, 2x (last vs. Ark.-Pine Bluff, 11/22/15)
6 at Tulane, 1/21/17	Rebs	8 vs. Ark.-Pine Bluff, 11/22/15
3 vs. USF, 1/29/17	Assts	3 vs. USF, 1/29/17
2 vs. Fairleigh Dickinson, 12/17/16	Stls	3 vs. Ark.-Pine Bluff, 11/22/15
1, 3x (last vs. USF, 1/29/17)	Blks	2 vs. Wagner, 12/23/14
20 at Tulane, 1/21/17	Mins	20 at Tulane, 1/21/17

#1 - JACOB EVANS III

2016-17 SEASON		CAREER
25, 2x (last vs. Marshall, 12/22/16)	Pts	26 vs. Saint Joseph's, 3/18/16
16 vs. Xavier, 1/26/17	FG Atts	20 vs. Saint Joseph's, 3/18/16
9, 2x (last vs. Marshall, 12/22/16)	FG Made	10 vs. Saint Joseph's, 3/18/16
11 at SMU, 2/12/17	3PT-FG Atts	11 at SMU, 2/12/17
5 at SMU, 2/12/17	3PT-FG Made	5, 2x (last at SMU, 2/12/17)
10 vs. UConn, 3/11/17	FT Atts	10 vs. UConn, 3/11/17
8 vs. UConn, 3/11/17	FT Made	8 vs. UConn, 3/11/17
7, 2x (last vs. SMU, 3/12/17)	Rebs	9 vs. Saint Joseph's, 3/18/16
6, 2x (last vs. UCF, 2/8/17)	Assts	6, 2x (last vs. UCF, 2/8/17)
4, 2x (last vs. UCF, 2/8/17)	Stls	4, 2x (last vs. UCF, 2/8/17)
3 vs. Memphis, 2/23/17	Blks	3, 3x (last vs. Memphis, 2/23/17)
45 vs. Marshall, 12/22/16	Mins	45 vs. Marshall, 12/22/16

#3 - JUSTIN JENIFER

2016-17 SEASON		CAREER
14 vs. Bowling Green, 12/4/16	Pts	14 vs. Bowling Green, 12/4/16
11 vs. Fairleigh Dickinson, 12/17/16	FG Atts	11 vs. Fairleigh Dickinson, 12/17/16
6 vs. Fairleigh Dickinson, 12/17/16	FG Made	6 vs. Fairleigh Dickinson, 12/17/16
5 vs. Bowling Green, 12/4/16	3PT-FG Atts	5 vs. Bowling Green, 12/4/16
4 vs. Bowling Green, 12/4/16	3PT-FG Made	4 vs. Bowling Green, 12/4/16
2, 5x (last vs. Tulane, 1/1/17)	FT Atts	6 vs. Robert Morris, 11/15/15
2 vs. Tulane, 1/1/17	FT Made	6 vs. Robert Morris, 11/15/15
5, 2x (last vs. USF, 1/29/17)	Rebs	5, 2x (last vs. USF, 1/29/17)
9, 2x (last vs. USF, 1/29/17)	Asts	9, 3x (last vs. USF, 1/29/17)
3 vs. Albany, 11/14/16	Stls	3, 2x (last vs. USF, 2/4/16)
0	Blks	0
28, 2x (last vs. USF, 1/29/17)	Mins	28, 2x (last vs. USF, 1/29/17)

#10 - TROY CAUPAIN

2016-17 SEASON		CAREER
22 at Butler, 12/10/16	Pts	37 vs. UConn, 3/11/16
15, 2x (last at Butler, 12/10/16)	FG Atts	30 vs. UConn, 3/11/16
9 at Butler, 12/10/16	FG Made	11 vs. UConn, 3/11/16
8 vs. SMU, 1/12/17	3PT-FG Atts	9, 2x (last vs. UConn, 3/11/16)
5 vs. SMU, 1/12/17	3PT-FG Made	5 vs. SMU, 1/12/17
9 vs. Temple, 1/18/17	FT Atts	12 vs. UConn, 3/11/16
8 vs. Temple, 1/18/17	FT Made	11 vs. UConn, 3/11/16
12 vs. Marshall, 12/22/16	Rebs	12 vs. Marshall, 12/22/16
8, 3x (last vs. Tulsa, 2/18/17)	Assts	10 vs. USF, 2/4/16
4 vs. Albany, 11/14/16	Stls	5, 2x (last at UCF, 2/9/16)
2 vs. Samford, 11/23/16	Blks	2, 3x (last vs. Samford, 11/23/16)
42 at Iowa State, 12/2/16	Mins	56 vs. UConn, 3/11/16

#11 - GARY CLARK

2016-17 SEASON		CAREER
26 vs. Marshall, 12/22/16	Pts	26 vs. Marshall, 12/22/16
15 vs. Marshall, 12/22/16	FG Atts	15 vs. Marshall, 12/22/16
12 vs. Marshall, 12/22/16	FG Made	12 vs. Marshall, 12/22/16
4, 3x (last at UConn, 3/5/17)	3PT-FG Atts	4, 4x (last at UConn, 3/5/17)
2, 3x (last vs. UConn, 2/4/17)	3PT-FG Made	2, 5x (last vs. UConn, 2/4/17)
16 vs. UConn, 3/11/17	FT Atts	16 vs. UConn, 3/11/17
15 vs. UConn, 3/11/17	FT Made	15 vs. UConn, 3/11/17
14, 2x (last at UConn, 3/5/17)	Rebs	16 vs. East Carolina, 1/6/15
8 vs. Temple, 1/18/17	Assts	8 vs. Temple, 1/18/17
3, 3x (last vs. UCF, 2/8/17)	Stls	5 at SMU, 1/7/16
4 at USF, 2/15/17	Blks	4, 7x (last at USF, 2/15/17)
38 vs. Marshall, 12/22/16	Mins	48 vs. UConn, 3/11/16

#13 - TRE SCOTT

2016-17 SEASON		CAREER
11 vs. Texas Southern, 12/13/16	Pts	11 vs. Texas Southern, 12/13/16
10 vs. Texas Southern, 12/13/16	FG Atts	10 vs. Texas Southern, 12/13/16
5, 3x (last vs. Fairleigh Dickinson, 12/17/16)	FG Made	5, 3x (last vs. Fairleigh Dickinson, 12/17/16)
1, 3x (last vs. USF, 1/29/17)	3PT-FG Atts	1, 3x (last vs. USF, 1/29/17)
1 vs. USF, 1/29/17	3PT-FG Made	1 vs. USF, 1/29/17
5, 2x (last vs. Marshall, 12/22/16)	FT Atts	5, 2x (last vs. Marshall, 12/22/16)
3 vs. Lipscomb, 11/26/16	FT Made	3 vs. Lipscomb, 11/26/16
10 vs. Tulane, 1/1/17	Rebs	10 vs. Tulane, 1/1/17
5 vs. Lipscomb, 11/26/16	Assts	5 vs. Lipscomb, 11/26/16
5 vs. USF, 1/29/17	Stls	5 vs. USF, 1/29/17
5 vs. Lipscomb, 11/26/16	Blks	5 vs. Lipscomb, 11/26/16
29 vs. Lipscomb, 11/26/16	Mins	29 vs. Lipscomb, 11/26/16

#14 - JACKSON BART

2016-17 SEASON		CAREER
0	Pts	0
2 vs. Tulane, 1/1/17	FG Atts	2 vs. Tulane, 1/1/17
0	FG Made	0
2 vs. Tulane, 1/1/17	3PT-FG Atts	2 vs. Tulane, 1/1/17
0	3PT-FG Made	0
0	FT Atts	0
0	FT Made	0
0	Rebs	0
0	Assts	0
0	Stls	0
0	Blks	0
3 vs. USF, 1/29/17	Mins	3 vs. USF, 1/29/17

#24 - KYLE WASHINGTON

2016-17 SEASON		CAREER (• SET AT NC STATE)
27 vs. UConn, 2/4/17	Pts	27 vs. UConn, 2/4/17
18 vs. UConn, 2/4/17	FG Atts	18 vs. UConn, 2/4/17
11, 2x (last vs. UConn, 2/4/17)	FG Made	11, 2x (last vs. UConn, 2/4/17)
5, 2x (last vs. UCF, 2/8/17)	3PT-FG Atts	5, 2x (last vs. UCF, 2/8/17)
3 vs. UConn, 2/4/17	3PT-FG Made	3 vs. UConn, 2/4/17
14 vs. Xavier, 1/26/19	FT Atts	14 vs. Xavier, 1/26/19
5, 3x (last vs. Tulsa, 3/10/19)	FT Made	7 vs. Miami, 3/13/14•
17 vs. Penn State, 11/20/16	Rebs	17 vs. Penn State, 11/20/16
5, 2x (last at SMU, 2/12/17)	Assts	5, 2x (last at SMU, 2/12/17)
4 vs. UCF, 2/8/17	Stls	4 vs. UCF, 2/8/17
4, 2x (last vs. Xavier, 1/26/19)	Blks	4, 6x (last vs. Xavier, 1/26/19)
38 at SMU, 2/12/17	Mins	38 at SMU, 2/12/17

#25 - KEVIN JOHNSON

2016-17 SEASON		CAREER
18 vs. Fairleigh Dickinson, 12/17/16	Pts	18 vs. Fairleigh Dickinson, 12/17/16
12, 3x (last at USF, 2/15/17)	FG Atts	14 vs. Robert Morris, 11/15/15
6, 4x (last at USF, 2/15/17)	FG Made	6, 4x (last at USF, 2/15/17)
8, 3x (last at SMU, 2/12/17)	3PT-FG Atts	9, 2x (last vs. Houston, 1/13/16)
4 vs. Fairleigh Dickinson, 12/17/16	3PT-FG Made	4, 5x (last vs. Fairleigh Dickinson, 12/17/16)
6 at Temple, 12/28/16	FT Atts	6, 3x (last at Temple, 12/28/16)
5 at Temple, 12/28/16	FT Made	5, 2x (last at Temple, 12/28/16)
5, 2x (last at East Carolina, 1/15/17)	Rebs	6 at Temple, 1/16/16
4, 3x (last vs. Houston, 3/2/17)	Assts	4, 5x (last vs. Houston, 3/2/17)
3, 6x (last at USF, 2/15/17)	Stls	4 vs. Wagner, 12/23/14
1, 3x (last vs. Marshall, 12/22/16)	Blks	2 vs. Stony Brook, 12/2/14
39 at Iowa State, 12/1/16	Mins	39 at Iowa State, 12/1/16

#33 - NYSIER BROOKS

2016-17 SEASON		CAREER
10 vs. Samford, 11/23/16	Pts	10 vs. Samford, 11/23/16
5, 2x (last vs. Fairleigh Dickinson, 12/17/16)	FG Atts	5, 2x (last vs. Fairleigh Dickinson, 12/17/16)
4 vs. Samford, 11/23/16	FG Made	4 vs. Samford, 11/23/16
0	3PT-FG Atts	0
0	3PT-FG Made	0
4, 5x (last vs. UConn, 3/11/17)	FT Atts	4, 5x (last vs. UConn, 3/11/17)
2, 5x (last vs. USF, 1/29/17)	FT Made	2, 5x (last vs. USF, 1/29/17)
5 vs. UConn, 3/11/17	Rebs	5 vs. UConn, 3/11/17
1, 2x (last at Tulane, 1/21/17)	Assts	1, 2x (last at Tulane, 1/21/17)
1, 3x (last vs. Fairleigh Dickinson, 12/17/16)	Stls	1, 3x (last vs. Fairleigh Dickinson, 12/17/16)
5 at East Carolina, 1/15/17	Blks	5 at East Carolina, 1/15/17
16 vs. USF, 1/29/17	Mins	16 vs. USF, 1/29/17

#34 - JARRON CUMBERLAND

2016-17 SEASON		CAREER
26 vs. USF, 1/29/17	Pts	26 vs. USF, 1/29/17
13 vs. SMU, 3/12/17	FG Atts	13 vs. SMU, 3/12/17
8 vs. USF, 1/29/17	FG Made	8 vs. USF, 1/29/17
9 vs. USF, 1/29/17	3PT-FG Atts	9 vs. USF, 1/29/17
6 vs. USF, 1/29/17	3PT-FG Made	6 vs. USF, 1/29/17
10 vs. Lipscomb, 11/26/16	FT Atts	10 vs. Lipscomb, 11/26/16
8 vs. Lipscomb, 11/26/16	FT Made	8 vs. Lipscomb, 11/26/16
6, 2x (last vs. Texas Southern, 12/13/16)	Rebs	6, 2x (last vs. Texas Southern, 12/13/16)
5, 2x (last at UCF, 2/26/17)	Assts	5, 2x (last at UCF, 2/26/17)
5 vs. SMU, 3/12/17	Stls	5 vs. SMU, 3/12/17
1, 6x (last vs. USF, 1/29/17)	Blks	1, 6x (last vs. USF, 1/29/17)
31, 2x (last vs. SMU, 3/12/17)	Mins	31, 2x (last vs. SMU, 3/12/17)

#45 - ZACK TOBLER

2016-17 SEASON		CAREER
5 vs. Fairleigh Dickinson, 12/17/16	Pts	5, 2x (last vs. Fairleigh Dickinson, 12/17/16)
3 vs. Bowling Green, 12/4/16	FG Atts	3 vs. Bowling Green, 12/4/16
1, 4x (last vs. Houston, 3/2/17)	FG Made	1, 7x (last vs. Houston, 3/2/17)
1, 3x (last vs. USF, 1/29/17)	3PT-FG Atts	1, 6x (last vs. USF, 1/29/17)
1, 2x (last vs. Tulane, 1/1/17)	3PT-FG Made	1, 2x (last vs. Tulane, 1/1/17)
3 vs. Fairleigh Dickinson, 12/17/16	FT Atts	6 vs. Ark.-Pine Bluff, 11/22/15
3 vs. Fairleigh Dickinson, 12/17/16	FT Made	5 vs. Ark.-Pine Bluff, 11/22/15
2, 2 x (last vs. Fairleigh Dickinson, 12/17/16)	Rebs	2, 3x (last vs. Fairleigh Dickinson, 12/17/16)
0	Assts	1 vs. Robert Morris, 11/15/15
1, 2x (last vs. Fairleigh Dickinson, 12/17/16)	Stls	1, 2x (last vs. Fairleigh Dickinson, 12/17/16)
0	Blks	0
6, 2x (last vs. USF, 1/29/17)	Mins	6, 3x (last vs. USF, 1/29/17)



#0 QUADRI MOORE

FORWARD • 6-8 • 230 • JUNIOR • 2L • LINDEN, N.J. (LINDEN HIGH SCHOOL)

MOMENTS

- » Contributed six points in eight minutes before injuring his ankle against Saint Joseph's in the first round of the NCAA Tournament (3/18/16)
- » Scored a season-high 10 points, making all six attempts from the free-throw line against Wagner (12/23/14)
- » Connected on a trio of threes in tallying nine points against Saint Francis (11/14/14)

2016-17 (Junior): Scored a career-high 14 points on 5-of-8 shooting with a trio of threes and a game-high six rebounds at Tulane (1/21) ... tallied a season-high nine points on 3-of-5 shooting vs. Fairleigh Dickinson (12/17) ... scored six points, grabbed a team-high five rebounds and tied a career high with eight field goal attempts against Albany (11/14) ... made his first career start against Texas Southern (12/13).

2015-16 Season (Sophomore): Played in 26 games as a reserve, averaging 2.3 points and 1.3 rebounds in 7.3 minutes ... Shot 68.4 percent (13 of 19) from the free throw line on the season ... scored a season high 10 points on 5-of-7 shooting from the field against Robert Morris (11/15) ... tallied 10 points and eight rebounds against Arkansas-Pine Bluff (11/22) ... made a pair of threes and posted eight points against Tulsa (1/2) ... registered six points on 3-of-4 shooting in eight minutes against Saint Joseph's (3/18) in the first round of the NCAA Tournament.

2014-15 Season (Freshman): Played in 26 games as a reserve, averaging 2.2 points and 1.1 rebounds in 8.2 minutes ... shot 73.3 percent (11 of 15) from the free throw line for the season ... scored six or more points in six games on the year ... posted a season-high 10 points, going 6 of 6 from the free throw line with two blocks and two steals against Wagner (12/23) ... netted nine points with a pair of three-pointers against Stony Brook (12/2) ... had nine points on 4-of-8 shooting from the field against Saint Francis (11/14) in the season opener ... tallied six points and two rebounds in seven minutes at UConn (1/10).

Prior to Cincinnati: Averaged 16.3 points, 6.9 rebounds and 1.1 blocks as a senior while helping lead Linden to the 2014 Group 4A state title and NJSIAA Tournament of Champions semifinals ... named 2014 First Team All-State and Union County Player of the Year by the New Jersey Star Ledger ... tallied 22 points, 21 rebounds and five blocks in the Group 4A state title championship game against Trenton ... averaged 14.6 points, 5.7 rebounds and 1.1 blocks while making 19 three-pointers as a junior... tabbed a three-start prospect and ranked among the nation's top 150 players by Rivals, Scout and ESPN.

Personal: Born Nov. 22, 1994 in Linden, New Jersey ... Son of Karine Marable and Zahir Moore ... Has one brother, Zahir Jr. ... right-handed ... first name pronounced "QUAD-ree."

SEASON & CAREER STATISTICS

2016-17 SEASON

	Pts	CAREER
14 at Tulane, 1/21/17		14 at Tulane, 1/21/17
8, 2x (last at Tulane, 1/21/17)	FG Atts	8, 3x (last at Tulane, 1/21/17)
5 at Tulane, 1/21/17	FG Made	5, 2x (last at Tulane, 1/21/17)
4 at Tulane, 1/21/17	3PT-FG Atts	4 at Tulane, 1/21/17
3 at Tulane, 1/21/17	3PT-FG Made	3 at Tulane, 1/21/17
4, 2x (last at USF, 2/15/17)	FT Atts	8 vs. Ark.-Pine Bluff, 11/22/15
4 vs. USF, 1/29/17	FT Made	6, 2x (last vs. Ark.-Pine Bluff, 11/22/15)
6 at Tulane, 1/21/17	Rebs	8 vs. Ark.-Pine Bluff, 11/22/15
3 vs. USF, 1/29/17	Assts	3 vs. USF, 1/29/17
2 vs. Fairleigh Dickinson, 12/17/16	Stls	3 vs. Ark.-Pine Bluff, 11/22/15
1, 3x (last vs. USF, 1/29/17)	Blks	2 vs. Wagner, 12/23/14
20 at Tulane, 1/21/17	Mins	20 at Tulane, 1/21/17

MISCELLANEOUS STATISTICS

CATEGORY	2014-15	2015-16	2016-17	CAREER
Double-Figure Scoring Games	1	2	1	4
Double-Figure Rebounding Games	0	0	0	0
Double-Double Games	0	0	0	0
20-Point Scoring Games	0	0	0	0
Games Led UC in Scoring	0	0	0	0
Games Led UC in Rebounding	0	1	2	3
Games Led UC in Assists	0	0	0	0
Games With 3+ Assists	0	0	1	1
Games With 3+ Blocks	0	0	0	0
Games With 3+ Steals	0	1	0	1
Games With 3+ Three-Pointers	0	0	1	1


GAME-BY-GAME STATISTICS

2016-17 (JUNIOR SEASON)

Opponent	Date	gs	min	Total		3-Pointers		Free throws		Rebounds				pf	a	tlo	blk	stl	pts	avg
				fg-fga	pct	3fg-fga	pct	ft-fa	pct	off	def	tot	avg							
BROWN	11/11/16	9	2-2	1.000	0-0	.000	0-0	.000	1	0	1	1.0	4	0	1	0	0	4	4.0	
ALBANY	11/14/16	14	3-8	.375	0-1	.000	0-0	.000	3	2	5	3.0	2	0	4	0	0	6	5.0	
vs Penn State	11/20/16	6	1-1	1.000	0-0	.000	0-0	.000	0	0	0	2.0	1	0	0	0	0	2	4.0	
LIPSCOMB	11/26/16	8	1-6	.167	1-2	.500	0-0	.000	0	3	3	2.3	2	0	0	1	0	3	3.8	
at Iowa State	12-01-16	2	0-1	.000	0-0	.000	0-0	.000	0	1	1	2.0	0	0	0	0	1	0	3.0	
BOWLING GREEN	12/04/16	4	0-0	.000	0-0	.000	1-2	.500	0	0	0	1.7	0	0	2	1	0	1	2.7	
at Butler	12/10/16	12	0-3	.000	0-1	.000	0-0	.000	0	3	3	1.9	0	0	0	0	0	0	2.3	
TEXAS SOUTHERN	12/13/16	11	2-5	.400	0-0	.000	0-0	.000	1	0	1	1.8	0	0	1	0	0	4	2.5	
FAIRLEIGH DICKINSON	12/17/16	14	3-5	.600	1-3	.333	2-2	1.000	0	2	2	1.8	3	0	1	0	2	9	3.2	
at Temple	12/28/16	4	2-4	.500	1-2	.500	0-0	.000	0	0	0	1.6	0	0	0	0	0	5	3.4	
SMU	01/12/17	4	0-0	.000	0-0	.000	0-0	.000	0	0	0	1.5	0	0	0	0	0	0	3.1	
at East Carolina	01/15/17	5	0-0	.000	0-0	.000	0-0	.000	0	0	0	1.3	0	0	0	0	1	0	2.8	
at Tulane	01/21/17	20	5-8	.625	3-4	.750	1-1	1.000	0	6	6	1.7	2	1	3	0	1	14	3.7	
USF	01/29/17	16	0-4	.000	0-4	.000	4-4	1.000	0	2	2	1.7	4	3	1	1	0	4	3.7	
at Tulsa	02/01/17	11	1-4	.250	1-2	.500	0-0	.000	0	1	1	1.7	2	0	1	0	0	3	3.7	
UCONN	02/04/17	9	1-2	.500	1-1	1.000	2-2	1.000	0	0	0	1.6	1	1	1	0	0	5	3.8	
UCF	02/08/17	6	1-2	.500	0-0	.000	0-0	.000	0	0	0	1.5	1	0	0	0	0	2	3.6	
at SMU	02/12/17	1	0-0	.000	0-0	.000	0-0	.000	0	0	0	1.4	2	0	1	0	0	0	3.4	
at USF	02/15/17	2	0-1	.000	0-0	.000	2-4	.500	0	0	0	1.3	1	0	1	0	0	2	3.4	
TULSA	02/18/17	3	0-0	.000	0-0	.000	0-0	.000	0	0	0	1.3	1	0	1	0	0	0	3.2	
MEMPHIS	02/23/17	6	1-1	1.000	1-1	1.000	2-2	1.000	1	0	1	1.2	1	0	0	0	0	5	3.3	
HOUSTON	03/02/17	9	1-3	.333	0-2	.000	0-0	.000	1	2	3	1.3	0	1	0	0	0	2	3.2	
at UConn	3/5/17	13	1-5	.200	0-3	.000	0-0	.000	1	2	3	1.4	1	1	0	0	1	2	3.2	
vs Tulsa	3/10/17	3	0-2	.000	0-2	.000	0-0	.000	0	0	0	1.3	1	0	0	0	0	0	3.0	
at UConn	3/11/17	13	1-6	.167	0-3	.000	1-2	.500	2	1	3	1.4	4	0	1	0	0	3	3.0	
vs SMU	3/12/17	9	1-4	.250	0-1	.000	0-0	.000	2	0	2	1.4	1	0	1	0	0	2	3.0	
Totals		1	214	27-77	.351	9-32	.281	15-19	.789	12	25	37	1.4	34	7	20	3	6	78	3.0

CAREER STATISTICS

			Total		3-Point		F-Throws		Rebounds											Scoring	
Season	gp-gs	min/avg	fg-fga	pct	fg-fga	pct	ft-fa	pct	off	def	tot	avg	pf	fo	ast	to	blk	stl	pts	avg	
2014-15	26-0	213/8.2	21-56	.375	4-14	.286	11-15	.733	6	22	28	1.1	26	1	6	19	4	7	57	2.2	
2015-16	26-0	190/7.3	21-54	.389	4-12	.333	13-19	.684	13	21	34	1.3	21	0	2	18	2	8	59	2.3	
2016-17	26-1	214/8.2	27-77	.351	9-32	.281	15-19	.789	12	25	37	1.4	34	0	7	20	3	6	78	3.0	
TOTAL	78-1	617/7.9	69-187	.369	17-58	.293	39-53	.736	31	68	99	1.3	81	1	15	57	9	21	194	2.5	



#0 QUADRI MOORE

FORWARD • 6-8 • 230 • JUNIOR • 2L • LINDEN, N.J. (LINDEN HIGH SCHOOL)

GAME-BY-GAME STATISTICS

2015-16 (SOPHOMORE SEASON)

Opponent	Date	gs	min	Total		3-Pointers		Free throws		Rebounds				pf	a	t/o	blk	stl	pts	avg
				fg	pct	fg	pct	ft	pct	off	def	tot	avg							
WESTERN CAROLINA	11/13/15	9	0-0	.000	0-0	.000	0-0	.000	1	0	1	1.0	0	1	2	0	0	0	0.0	
ROBERT MORRIS	11/15/15	14	5-7	.714	0-1	.000	0-0	.000	2	2	4	2.5	1	0	2	0	1	10	5.0	
at Bowling Green	11/18/15	13	1-2	.500	0-1	.000	1-2	.500	0	1	1	2.0	1	0	0	1	0	3	4.3	
ARKANSAS-PINE BLUFF	11/22/15	14	2-5	.400	0-0	.000	6-8	.750	4	4	8	3.5	2	0	3	0	3	10	5.8	
SE LOUISIANA	11/24/15	6	0-2	.000	0-1	.000	0-0	.000	0	0	0	2.8	0	0	0	0	0	0	4.6	
vs Nebraska	11/27/15	4	1-1	1.000	0-0	.000	0-0	.000	0	0	0	2.3	0	0	0	0	1	2	4.2	
vs George Washington	11/28/15	8	1-2	.500	0-0	.000	0-0	.000	0	0	0	2.0	0	0	1	0	0	2	3.9	
MORGAN STATE	12/6/15	9	1-4	.250	0-0	.000	0-0	.000	2	2	4	2.3	1	1	1	0	0	2	3.6	
NORFOLK STATE	12/15/15	6	1-3	.333	0-0	.000	1-2	.500	0	0	0	2.0	0	0	2	0	1	3	3.6	
at VCU	12/19/15	7	1-4	.250	0-1	.000	0-1	.000	0	1	1	1.9	2	0	0	0	0	2	3.4	
TEMPLE	12/29/15	1	0-1	.000	0-0	.000	0-0	.000	0	0	0	1.7	0	0	0	0	0	0	3.1	
TULSA	1/2/16	14	2-5	.400	2-3	.667	2-2	1.000	0	1	1	1.7	2	0	2	0	0	8	3.5	
at SMU	01/07/16	18	0-3	.000	0-1	.000	0-0	.000	1	3	4	1.8	3	0	1	0	1	0	3.2	
at USF	1/10/16	7	0-2	.000	0-0	.000	2-2	1.000	1	0	1	1.8	0	0	0	0	0	2	3.1	
HOUSTON	1/13/16	3	0-0	.000	0-0	.000	0-0	.000	0	1	1	1.7	0	0	0	0	0	0	2.9	
at Temple	01/16/16	5	0-0	.000	0-0	.000	0-0	.000	0	1	1	1.7	1	0	0	0	0	0	2.8	
MEMPHIS	01/21/16	4	0-1	.000	0-0	.000	0-0	.000	0	0	0	1.6	0	0	1	0	0	0	2.6	
TULANE	01/24/16	17	1-4	.250	1-2	.500	1-2	.500	1	3	4	1.7	3	0	1	1	1	4	2.7	
at UCONN	1/28/16	2	0-0	.000	0-0	.000	0-0	.000	0	0	0	1.6	1	0	0	0	0	0	2.5	
at Memphis	2/6/16	4	0-0	.000	0-0	.000	0-0	.000	0	0	0	1.6	0	0	1	0	0	0	2.4	
at UCF	2/9/16	1	1-1	1.000	1-1	1.000	0-0	.000	0	0	0	1.5	1	0	0	0	0	3	2.4	
EAST CAROLINA	2/13/16	3	0-0	.000	0-0	.000	0-0	.000	0	0	0	1.4	0	0	1	0	0	0	2.3	
UCONN	2/20/16	3	0-0	.000	0-0	.000	0-0	.000	0	0	0	1.3	0	0	0	0	0	0	2.2	
at East Carolina	2/27/16	8	1-3	.333	0-0	.000	0-0	.000	1	2	3	1.4	0	0	0	0	0	2	2.2	
at Houston	3/3/16	2	0-0	.000	0-0	.000	0-0	.000	0	0	0	1.4	1	0	0	0	0	0	2.1	
vs Saint Joseph's	3/18/16	8	3-4	.750	0-1	.000	0-0	.000	0	0	0	1.3	2	0	0	0	0	6	2.3	
Totals		0	190	21-54	.389	4-12	.333	13-19	.684	13	21	34	1.3	21	2	18	2	8	59	2.3

2014-15 (FRESHMAN SEASON)

Opponent	Date	gs	min	Total		3-Pointers		Free throws		Rebounds				pf	a	t/o	blk	stl	pts	avg
				fg	pct	fg	pct	ft	pct	off	def	tot	avg							
SAINT FRANCIS	11/14/14	17	4-8	.500	1-3	.333	0-0	.000	0	2	2	2.0	1	0	2	0	2	9	9.0	
MOREHEAD STATE	11/19/14	16	0-1	.000	0-0	.000	1-2	.500	0	1	1	1.5	2	0	1	0	0	1	5.0	
EASTERN ILLINOIS	11/23/14	13	0-1	.000	0-0	.000	1-2	.500	0	2	2	1.7	1	1	2	0	0	1	3.7	
N.C. CENTRAL	11/25/14	6	0-2	.000	0-0	.000	0-0	.000	0	1	1	1.5	0	0	0	0	0	1	2.8	
vs Middle Tennessee	11/28/14	8	1-2	.500	0-0	.000	0-0	.000	0	1	1	1.4	5	0	0	0	0	2	2.6	
vs Ole Miss	11/29/14	12	2-6	.333	0-1	.000	2-2	1.000	0	1	1	1.3	2	0	0	0	0	6	3.2	
STONY BROOK	12/02/14	17	3-4	.750	2-2	1.000	1-2	.500	0	1	1	1.3	0	2	2	0	1	9	4.0	
at Nebraska	12/13/14	9	1-2	.500	0-1	.000	0-0	.000	1	0	1	1.3	0	0	0	0	1	2	3.8	
SAN DIEGO STATE	12/17/14	4	0-2	.000	0-1	.000	0-0	.000	0	0	0	1.1	1	0	0	0	0	0	3.3	
VCU	12/20/14	2	0-0	.000	0-0	.000	0-0	.000	0	1	1	1.1	0	0	0	0	0	0	3.0	
WAGNER	12/23/14	18	2-5	.400	0-1	.000	6-6	1.000	0	1	1	1.1	0	0	0	2	2	10	3.6	
at NC State	12-30-14	4	0-1	.000	0-1	.000	0-0	.000	0	2	2	1.2	0	0	1	0	0	0	3.3	
EAST CAROLINA	01/06/15	8	0-0	.000	0-0	.000	0-0	.000	0	1	1	1.2	4	0	1	0	0	0	3.1	
at UConn	1/10/15	7	3-4	.750	0-1	.000	0-0	.000	2	0	2	1.2	0	0	0	0	0	6	3.3	
at Memphis	1/15/15	14	0-0	.000	0-0	.000	0-0	.000	1	2	3	1.3	0	0	3	1	0	0	3.1	
TEMPLE	01/17/15	11	1-2	.500	0-0	.000	0-0	.000	0	2	2	1.4	2	1	2	0	0	2	3.0	
HOUSTON	01/21/15	2	0-0	.000	0-0	.000	0-0	.000	0	0	0	1.3	0	0	0	0	0	0	2.8	
at UCF	01/25/15	7	1-5	.200	1-2	.500	0-0	.000	1	1	2	1.3	0	0	1	0	0	3	2.8	
UCONN	01/29/15	11	0-2	.000	0-0	.000	0-0	.000	0	1	1	1.3	0	0	0	1	0	0	2.7	
at SMU	02/05/15	2	0-0	.000	0-0	.000	0-0	.000	0	0	0	1.3	2	0	1	0	0	0	2.6	
USF	02/07/15	9	0-1	.000	0-0	.000	0-0	.000	0	0	0	1.2	0	1	2	0	0	0	2.4	
UCF	02/25/15	5	3-5	.600	0-0	.000	0-0	.000	1	2	3	1.3	1	0	1	0	0	6	2.6	
at Tulane	02/28/15	4	0-2	.000	0-0	.000	0-1	.000	0	0	0	1.2	3	1	0	0	0	0	2.5	
MEMPHIS	03/08/15	2	0-0	.000	0-0	.000	0-0	.000	0	0	0	1.2	1	0	0	0	0	0	2.4	
vs UConn	3/13/15	2	0-0	.000	0-0	.000	0-0	.000	0	0	0	1.1	0	0	0	0	0	0	2.3	
vs Kentucky	3/21/15	3	0-1	.000	0-1	.000	0-0	.000	0	0	0	1.1	1	0	0	0	0	0	2.2	
Totals		0	213	21-56	.375	4-14	.286	11-15	.733	6	22	28	1.1	26	6	19	4	7	57	2.2



#1 JACOB EVANS III

GUARD/FORWARD • 6-6 • 210 • SOPHOMORE • 1L • BATON ROUGE, LA. (ST. MICHAEL THE ARCHANGEL)

CONFERENCE AWARDS

- » All-Tournament (2017)
- » Weekly Honor Roll (11/14/16)
- » Rookie of the Week (2X: 2/29/16 & 12/28/15)

OTHER HONORS

- » Jerry West Top Shooting Guard Award Finalist (2016-17)

MOMENTS

- » Scored 25 points and hit a three-pointer with 11 seconds left in regulation in UC's 93-91 overtime win against Marshall (12/22/16)
- » Hit back-to-back free throws with 20 seconds left to give UC a 55-54 overtime win at No. 19 Iowa State (12/1/16)
- » Poured in 25 points on 8-of-12 shooting against No. 21 Rhode Island (11/19/16)
- » Scored the most points by a UC freshman in an NCAA Tournament game, posting a career-high 26 points with five threes and nine rebounds against Saint Joseph's in the first round of the NCAA

2016-17 Season (Sophomore): Registered 20 points on 8-of-10 shooting with a trio of threes vs. Tulsa (3/10) ... Posted 21 points on 5-of-7 shooting from the field and 8-of-10 from the foul line against UConn (3/11) ... tallied a team-high 17 points on 5-of-10 shooting with a trio of threes at UCF (2/26) ... posted 21 points with a season-high seven rebounds to go with a trio of threes against No. 24/22 Xavier (1/26) ... scored 25 points on 9-of-15 shooting to go with a career high five assists and four steals against Marshall (12/22) ... tallied 11 points and hit back-to-back free throws with 20 seconds left, giving UC a 55-54 overtime win at No. 19 Iowa State (12/1) ... poured in a season-high 25 points on 8-of-12 shooting with six rebounds against No. 21 Rhode Island (11/19) ... named to AAC Weekly Honor Roll after scoring a game-high 23 points on 9-of-12 shooting with four threes against Brown (11/11).

2015-16 Season (Freshman): Poured in a career-high 26 points on 10-of-20 shooting with five three-pointers and a career-high rebounds against Saint Joseph's (3/18) in the first round of the NCAA Tournament ... named The American's Rookie of the Week after scoring a career-high 18 points on 7-of-12 shooting with four threes and seven rebounds in 40 minutes at East Carolina (2/27) ... tallied a game-high 13 points with a trio of threes against UConn (2/20) ... scored 10 points with a pair of threes against East Carolina (2/13) ... logged a season-high 38 minutes in UC's double-overtime loss at Temple (1/16), posting eight points, eight rebounds and four assists ... named The American's Rookie of the Week after registering 14 points and five rebounds against No. 11 Iowa State (12/22) ... tallied nine points and a season-high eight rebounds and three blocks at VCU (12/19) ... scored a season-high 16 points with four threes and four assists against Butler (12/2) ... tied for game-high honors with 15 points on 4-of-8 shooting with a trio of threes to go with six rebounds against SE Louisiana (11/24) ... posted 10 points and a pair of three-pointers with three rebounds at Bowling Green (11/18) ... had 10 points with seven rebounds, three steals and two assists against Robert Morris (11/15) ... contributed seven points, five rebounds and three assists in 22 minutes in collegiate debut (11/13).

Prior to Cincinnati: Named to the 2014-15 Louisiana Sports Writers Association's Class 4A All-State First Team ... tabbed the 2014-15 All-Baton Rouge Area Large Schools' Player of the Year by the New Orleans Times-Picayune ... selected a Gatorade Player of the Year nominee, McDonald's All-American nominee and Louisiana Mr. Basketball nominee ... named a two-time most valuable player at the Grady Hornsby Classic ... tabbed most valuable player for Class 4A-District 6 as a senior ... chosen First-Team All-District as a sophomore, junior and senior ... tallied more than 2,000 points and 1,000 rebound during high school career ... helped lead St. Michael's the Archangel to a 29-4 overall record and its first appearance in the Louisiana Class 4A state championship semifinals as a senior, averaging 24.9 points, 9.0 rebounds and 4.8 assists ... helped the Warriors to a 27-7 record while



SHOOTING GUARD OF THE YEAR FINALIST

SEASON & CAREER STATISTICS

2016-17 SEASON		CAREER
25, 2x (last vs. Marshall, 12/22/16)	Pts	26 vs. Saint Joseph's, 3/18/16
16 vs. Xavier, 1/26/17	FG Atts	20 vs. Saint Joseph's, 3/18/16
9, 2x (last vs. Marshall, 12/22/16)	FG Made	10 vs. Saint Joseph's, 3/18/16
11 at SMU, 2/12/17	3PT-FG Atts	11 at SMU, 2/12/17
5 at SMU, 2/12/17	3PT-FG Made	5, 2x (last at SMU, 2/12/17)
10 vs. UConn, 3/11/17	FT Atts	10 vs. UConn, 3/11/17
8 vs. UConn, 3/11/17	FT Made	8 vs. UConn, 3/11/17
7, 2x (last vs. SMU, 3/12/17)	Rebs	9 vs. Saint Joseph's, 3/18/16
6, 2x (last vs. UCF, 2/8/17)	Assts	6, 2x (last vs. UCF, 2/8/17)
4, 2x (last vs. UCF, 2/8/17)	Stls	4, 2x (last vs. UCF, 2/8/17)
3 vs. Memphis, 2/23/17	Blks	3, 3x (last vs. Memphis, 2/23/17)
45 vs. Marshall, 12/22/16	Mins	45 vs. Marshall, 12/22/16

MISCELLANEOUS STATISTICS

CATEGORY	2015-16	2016-17	CAREER
Double-Figure Scoring Games	12	30	42
Double-Figure Rebounding Games	0	0	0
Double-Double Games	0	0	0
20-Point Scoring Games	1	6	7
Games Led UC in Scoring	5	8	13
Games Led UC in Rebounding	2	0	2
Games Led UC in Assists	2	4	6
Games With 3+ Assists	7	19	26
Games With 3+ Blocks	2	1	3
Games With 3+ Steals	1	3	4
Games With 3+ Three-Pointers	6	10	16

averaging 17.5 points, 7.2 rebounds, 4.1 assists and 3.5 steals as a junior ... tabbed a consensus four-star prospect, he performed well in 2014 summer AAU events - the Pangos All-American Camp and the Fab 48 Tournament in Las Vegas - to earn the distinction of being one of the nation's fastest rising prospects ... listed as a Top 100 prospect according to ESPN, Rivals.com and Scout.com and ranked second in the Times-Picayune Terrific 20 Class of 2015 ... coached in high school by Drew Hart.

Personal: Born June 18, 1997 in Jacksonville, North Carolina ... son of Theresa Chatman-Evans and Jerry Evans ... mother played point guard at Grambling ... has two brothers, Demarquis and Devin Chatman ... right-handed.

CAREER STATISTICS

			Total		3-Point		F-Throws		Rebounds											Scoring	
Season	gp-gs	min/avg	fg-fga	pct	fg-fga	pct	ft-fga	pct	off	def	tot	avg	pf	fo	ast	to	blk	stl	pts	avg	
2015-16	33-8	806/24.4	94-253	.372	45-135	.333	45-56	.804	36	99	135	4.1	61	2	54	25	27	27	278	8.4	
2016-17	34-34	1063/31.3	160-340	.471	66-158	.418	79-109	.725	52	89	141	4.1	74	0	90	40	27	43	465	13.7	
TOTAL	67-42	1869/27.9	254-593	.428	111-293	.379	124-165	.752	88	188	276	4.1	135	2	144	65	54	70	743	11.1	



#1 JACOB EVANS III

GUARD/FORWARD • 6-6 • 210 • SOPHOMORE • 1L • BATON ROUGE, LA. (ST. MICHAEL THE ARCHANGEL)

GAME-BY-GAME STATISTICS

2016-17 (SOPHOMORE SEASON)

Opponent	Date	gs	min	Total		3-Pointers		Free throws		Rebounds				pf	a	t/o	blk	stl	pts	avg	
				fg	fga	pct	3fg	3fga	pct	ft	fta	pct	off								def
BROWN	11/11/16	*	32	9-12	.750	4-6	.667	1-2	.500	1	2	3	3.0	2	3	1	1	1	23	23.0	
ALBANY	11/14/16	*	30	5-11	.455	2-7	.286	7-8	.875	1	2	3	3.0	4	3	1	1	3	19	21.0	
vs Rhode Island	11/19/16	*	37	8-12	.667	2-5	.400	7-9	.778	4	2	6	4.0	3	0	4	0	0	25	22.3	
vs Penn State	11/20/16	*	29	5-7	.714	2-4	.500	2-2	1.000	2	3	5	4.3	2	0	3	0	2	14	20.3	
SAMFORD	11/23/16	*	33	4-11	.364	1-3	.333	3-3	1.000	2	5	7	4.8	3	3	2	1	2	12	18.6	
LIPSCOMB	11/26/16	*	28	5-8	.625	2-3	.667	2-3	.667	1	3	4	4.7	2	4	0	0	2	14	17.8	
at Iowa State	12-01-16	*	42	4-12	.333	1-5	.200	2-2	1.000	1	2	3	4.4	1	2	3	0	1	11	16.9	
BOWLING GREEN	12/04/16	*	22	3-5	.600	1-3	.333	0-0	.000	1	2	3	4.3	0	3	0	1	0	7	15.6	
at Butler	12/10/16	*	38	5-12	.417	2-5	.400	2-2	1.000	2	3	5	4.3	4	1	2	1	0	14	15.4	
TEXAS SOUTHERN	12/13/16	*	23	4-7	.571	1-4	.250	1-2	.500	0	3	3	4.2	1	1	0	0	1	10	14.9	
FAIRLEIGH DICKINSON	12/17/16	*	22	5-9	.556	2-5	.400	5-8	.625	2	3	5	4.3	2	4	0	0	0	17	15.1	
MARSHALL	12/22/16	*	45	9-15	.600	4-5	.800	3-5	.600	1	3	4	4.3	2	5	2	1	4	25	15.9	
at Temple	12/28/16	*	26	4-11	.364	0-2	.000	3-4	.750	2	3	5	4.3	4	1	1	1	2	11	15.5	
TULANE	01/01/17	*	17	5-8	.625	3-5	.600	0-0	.000	0	0	0	4.0	0	2	2	0	2	13	15.4	
at Houston	1/7/17	*	35	4-12	.333	3-7	.429	1-3	.333	1	4	5	4.1	0	3	1	1	1	12	15.1	
SMU	01/12/17	*	38	1-10	.100	0-3	.000	0-1	.000	1	4	5	4.1	2	6	1	2	0	2	14.3	
at East Carolina	01/15/17	*	27	2-7	.286	0-2	.000	6-7	.857	2	2	4	4.1	4	3	0	1	1	10	14.1	
TEMPLE	01/18/17	*	37	5-10	.500	1-3	.333	4-6	.667	2	2	4	4.1	2	3	2	1	1	15	14.1	
at Tulane	01/21/17	*	16	6-7	.857	2-3	.667	1-2	.500	1	3	4	4.1	4	0	1	0	1	15	14.2	
XAVIER	01/26/17	*	37	7-16	.438	3-9	.333	4-5	.800	4	3	7	4.3	1	3	1	2	0	21	14.5	
USF	01/29/17	*	25	3-7	.429	2-6	.333	2-3	.667	0	4	4	4.2	1	2	0	1	2	10	14.3	
at Tulsa	02/01/17	*	37	4-14	.286	2-9	.222	0-0	.000	1	2	3	4.2	4	3	3	0	1	10	14.1	
UCONN	02/04/17	*	30	0-3	.000	0-1	.000	0-0	.000	1	4	5	4.2	1	4	1	1	0	0	13.5	
UCF	02/08/17	*	35	4-10	.400	1-4	.250	2-2	1.000	2	2	4	4.2	3	6	2	2	4	11	13.4	
at SMU	02/12/17	*	38	5-12	.417	5-11	.455	0-0	.000	1	1	2	4.1	2	5	0	0	1	15	13.4	
at USF	02/15/17	*	28	4-9	.444	2-4	.500	0-0	.000	0	1	1	4.0	3	3	3	0	1	10	13.3	
TULSA	02/18/17	*	35	6-14	.429	3-7	.429	2-5	.400	1	3	4	4.0	1	3	2	1	2	17	13.4	
MEMPHIS	02/23/17	*	33	6-13	.462	1-3	.333	2-2	1.000	3	1	4	4.0	1	2	1	3	2	15	13.5	
at UCF	2/26/17	*	40	5-10	.500	3-7	.429	4-5	.800	0	3	3	4.0	3	2	0	2	1	17	13.6	
HOUSTON	03/02/17	*	21	3-5	.600	1-2	.500	0-0	.000	3	2	5	4.0	1	3	0	2	1	7	13.4	
at UConn	3/5/17	*	34	4-13	.308	2-5	.400	2-2	1.000	4	2	6	4.1	3	1	0	0	0	12	13.4	
vs Tulsa	3/10/17	*	26	8-10	.800	3-3	1.000	1-2	.500	1	3	4	4.1	3	2	0	1	1	20	13.6	
at UConn	3/11/17	*	29	5-7	.714	3-3	1.000	8-10	.800	0	4	4	4.1	3	1	0	0	2	21	13.8	
vs SMU	3/12/17	*	38	3-11	.273	2-4	.500	2-4	.500	4	3	7	4.1	2	3	1	0	1	10	13.7	
Totals			34	1063	160-340	.471	66-158	.418	79-109	.725	52	89	141	4.1	74	90	40	27	43	465	13.7

2015-16 (FRESHMAN SEASON)

Opponent	Date	gs	min	Total		3-Pointers		Free throws		Rebounds				pf	a	t/o	blk	stl	pts	avg
				fg	fga	pct	3fg	3fga	pct	ft	fta	pct	off	def	tot	avg				
WESTERN CAROLINA	11/13/15		22	2-7	.286	1-3	.333	2-2	1.000	1	4	5	5.0	1	3	0	1	1	7	7.0
ROBERT MORRIS	11/15/15		22	3-8	.375	2-4	.500	2-2	1.000	3	4	7	6.0	1	2	0	0	3	10	8.5
at Bowling Green	11/18/15		21	3-7	.429	2-3	.667	2-2	1.000	2	1	3	5.0	0	1	0	2	2	10	9.0
ARKANSAS-PINE BLUFF	11/22/15		23	1-7	.143	0-4	.000	4-6	.667	0	4	4	4.8	0	0	0	0	1	6	8.3
SE LOUISIANA	11/24/15		21	4-8	.500	3-6	.500	4-4	1.000	1	5	6	5.0	1	1	2	0	0	15	9.6
vs Nebraska	11/27/15		19	1-3	.333	0-2	.000	2-2	1.000	0	7	7	5.3	1	4	1	0	0	4	8.7
vs George Washington	11/28/15		15	1-5	.200	1-2	.500	0-0	.000	1	1	2	4.9	1	1	3	1	0	3	7.9
BUTLER	12/2/15		29	6-13	.462	4-10	.400	0-0	.000	0	4	4	4.8	2	4	0	0	0	16	8.9
MORGAN STATE	12/6/15		2	0-0	.000	0-0	.000	0-0	.000	0	0	0	4.2	0	0	0	0	0	0	7.9
at Xavier	12/12/15		18	2-5	.400	0-2	.000	0-0	.000	1	1	2	4.0	1	1	1	2	0	4	7.5
NORFOLK STATE	12/15/15		16	2-6	.333	1-2	.500	6-6	1.000	2	0	2	3.8	1	1	0	0	1	11	7.8
at VCU	12/19/15		29	2-7	.286	1-4	.250	4-4	1.000	3	5	8	4.2	2	0	2	3	1	9	7.9
IOWA STATE	12/22/15		26	4-8	.500	2-5	.400	4-4	1.000	2	3	5	4.2	3	2	0	2	1	14	8.4
TEMPLE	12/29/15	*	24	2-4	.500	1-2	.500	2-2	1.000	3	2	5	4.3	0	2	1	0	0	7	8.3
TULSA	1/2/16		16	1-3	.333	0-2	.000	0-0	.000	0	3	3	4.2	4	2	1	1	1	2	7.9
at SMU	01/07/16		29	2-6	.333	0-2	.000	0-0	.000	1	4	5	4.3	3	3	0	1	0	4	7.6
at USF	1/10/16		12	1-6	.167	0-2	.000	0-0	.000	1	2	3	4.2	0	1	1	0	1	2	7.3
HOUSTON	1/13/16		13	2-6	.333	1-4	.250	0-0	.000	0	0	0	3.9	5	2	0	1	0	5	7.2
at Temple	01/16/16		38	4-10	.400	0-3	.000	0-0	.000	1	7	8	4.2	2	4	2	0	1	0	7.2
MEMPHIS	01/21/16		20	1-4	.250	0-2	.000	0-0	.000	0	2	2	4.1	1	1	0	0	1	2	7.0
TULANE	01/24/16		24	2-5	.400	1-3	.333	0-0	.000	3	4	7	4.2	2	3	0	1	2	5	6.9
at UCONN	1/28/16		23	3-7	.429	1-2	.500	0-0	.000	1	4	5	4.2	2	2	0	3	1	7	6.9
USF	02/04/16		24	3-8	.375	2-6	.333	3-4	.750	0	2	2	4.1	2	2	0	1	1	11	7.0
at Memphis	2/6/16		29	1-9	.111	0-3	.000	5-6	.833	2	1	3	4.1	2	1	0	1	1	7	7.0
at UCF	2/9/16	*	13	2-4	.500	2-2	1.000	0-0	.000	1	2	3	4.0	3	0	1	0	0	6	7.0
EAST CAROLINA	2/13/16	*	25	4-10	.400	2-6	.333	0-0	.000	1	2	3	4.0	4	1	1	0	2	10	7.1
at Tulsa	02/18/16		35	3-10	.300	2-7	.286	1-2	.500	0	6	6	4.1	3	4	2	1	1	9	7.2
UCONN	2/20/16		29	5-9	.556	3-6	.500	0-1	.000	0	4	4	4.1	1	0	0	1	1	13	7.4
at East Carolina	2/27/16	*	40	7-12	.583	4-9	.444	0-0	.000	2	5	7	4.2	0	2	0	0	0	18	7.8
at Houston	3/3/16	*	40	5-16	.313	4-9	.444	0-0	.000	1	1	2	4.1	4	1	3	1	1	14	8.0
SMU	03/06/16	*	38	4-14	.286	0-7	.000	1-4	.250	0	0	0	4.0	0	0	1	1	2	9	8.0
vs UCONN	3/11/16	*	34	1-6	.167	0-2	.000	2-3	.667	1	2	3	3.9	5	2	2	2	1	4	7.9
vs Saint Joseph's	3/18/16	*	37	10-20	.500	5-9	.556	1-2	.500	2	7	9	4.1	4	1	1	0	0	26	8.4
Totals			8	806	94-253	.372	45-135	.333	45-56	.804	36	99	135	4.1	61	54	25	27	278	8.4



#3 JUSTIN JENIFER

GUARD • 5-10 • 175 • SOPHOMORE • 1L • BALTIMORE, MD. (MILFORD MILL ACADEMY)

MOMENTS

- » Had a 21st birthday to remember, scoring a career-high 14 points on 5-of-8 shooting with four threes against Bowling Green (12/4/16)
- » Netted 11 points and dished out nine assists in 16 minutes against Robert Morris (11/15/15)

2016-17 Season (Sophomore): Dished out a game-high five assists at USF (2/15) ... registered 12 points on 5-of-7 shooting with nine assists and five rebounds against USF (1/29) ... handed out nine assists to go with eight points in 22 minutes against Texas Southern (12/13/16) ... scored a career-high 14 points on 5-of-8 shooting with four three-pointers against Bowling Green (12/4).

2015-16 Season (Freshman): Played in all 34 games as a reserve, averaging 2.4 points and 1.3 assists in 8.6 minutes ... shot 70.0 percent (14 of 20) from the free throw line for the season ... Tallied a season-high 11 points and nine assists against Robert Morris (11/15) ... scored six or more points in seven games on the year.

Prior to Cincinnati: Earned Baltimore Sun All-Metro second-team honors while averaging 17.3 points, 7.0 assists and 3.0 rebounds as a senior at Milford Mills Academy ... scored 30 or more points three times, including a 40-point effort during his final year, guiding the Millers to a 15-8 overall mark and an appearance at the regional finals ... tabbed a Gatorade Player of the Year nominee as a senior ... scored more than 1,000 points during his career ... helped his squad advance to the Maryland Class 3A state semifinals as a junior, averaging 18 points and 13 assists during the year ... claimed Baltimore Sun All-Metro first-team honors and was tabbed co-Baltimore County Player of the Year while posting double figures in every game and registered 12 double-doubles as a junior ... saw his team post a 26-2 record and win the state championship as a sophomore, tallying 17 points, seven assists and seven rebounds in the title game ... earned Baltimore Sun All-Metro second-team accolades as a sophomore.

Personal: Born December 4, 1995 in Baltimore, Maryland ... son of Kisha Hull and Howard Jenifer ... has one sister, Raeshawnda ... left-handed.

SEASON & CAREER STATISTICS

2016-17 SEASON		CAREER
14 vs. Bowling Green, 12/4/16	Pts	14 vs. Bowling Green, 12/4/16
11 vs. Fairleigh Dickinson, 12/17/16	FG Atts	11 vs. Fairleigh Dickinson, 12/17/16
6 vs. Fairleigh Dickinson, 12/17/16	FG Made	6 vs. Fairleigh Dickinson, 12/17/16
5 vs. Bowling Green, 12/4/16	3PT-FG Atts	5 vs. Bowling Green, 12/4/16
4 vs. Bowling Green, 12/4/16	3PT-FG Made	4 vs. Bowling Green, 12/4/16
2, 5x (last vs. Tulane, 1/1/17)	FT Atts	6 vs. Robert Morris, 11/15/15
2 vs. Tulane, 1/1/17	FT Made	6 vs. Robert Morris, 11/15/15
5, 2x (last vs. USF, 1/29/17)	Rebs	5, 2x (last vs. USF, 1/29/17)
9, 2x (last vs. USF, 1/29/17)	Asts	9, 3x (last vs. USF, 1/29/17)
3 vs. Albany, 11/14/16	Stls	3, 2x (last vs. USF, 2/4/16)
0	Blks	0
28, 2x (last vs. USF, 1/29/17)	Mins	28, 2x (last vs. USF, 1/29/17)

MISCELLANEOUS STATISTICS

CATEGORY	2015-16	2016-17	CAREER
Double-Figure Scoring Games	1	3	4
Double-Figure Rebounding Games	0	0	0
Double-Double Games	0	0	0
20-Point Scoring Games	0	0	0
Games Led UC in Scoring	0	0	0
Games Led UC in Rebounding	0	0	0
Games Led UC in Assists	1	4	5
Games With 3+ Assists	3	8	11
Games With 3+ Blocks	0	0	0
Games With 3+ Steals	2	1	3
Games With 3+ Three-Pointers	0	1	1


GAME-BY-GAME STATISTICS

2016-17 (SOPHOMORE SEASON)

Opponent	Date	gs	min	fg	fga	pct	3fg	3fga	pct	ft	fta	pct	off	def	tot	avg	pf	a	to	blk	stl	pts	avg		
BROWN	11/11/16	27	2-4	.500	1-3	.333	1-1	1.000	2	3	5	5.0	1	2	1	0	1	6	6.0						
ALBANY	11/14/16	19	2-5	.400	1-2	.500	1-2	.500	0	1	1	3.0	2	5	1	0	3	6	6.0						
vs Rhode Island	11/19/16	16	1-2	.500	1-2	.500	0-0	.000	0	0	2	2.0	0	0	0	1	3	5.0							
vs Penn State	11/20/16	23	1-4	.250	1-2	.500	0-1	.000	0	1	1	1.8	1	1	1	0	0	3	4.5						
SAMFORD	11/23/16	9	0-3	.000	0-2	.000	0-2	.000	0	0	0	1.4	1	1	1	0	0	0	3.6						
LIPSCOMB	11/26/16	13	2-4	.500	1-1	1.000	0-0	.000	0	2	2	1.5	0	2	2	2	0	1	5	3.8					
at Iowa State	12-01-16	5	0-1	.000	0-0	.000	0-0	.000	0	0	0	1.3	1	1	0	0	0	0	3.3						
BOWLING GREEN	12/04/16	28	5-8	.625	4-5	.800	0-0	.000	1	2	3	1.5	1	1	1	1	0	0	14	4.6					
at Butler	12/10/16	9	0-1	.000	0-1	.000	0-0	.000	1	1	2	1.6	1	1	1	1	0	0	4	4.1					
TEXAS SOUTHERN	12/13/16	22	3-5	.600	1-3	.333	1-2	.500	0	2	2	1.6	1	9	0	0	1	8	4.5						
FAIRLEIGH DICKINSON	12/17/16	23	6-11	.545	1-4	.250	0-0	.000	0	0	1.5	2	5	2	2	13	5.3								
MARSHALL	12/22/16	13	1-3	.333	0-1	.000	1-2	.500	0	1	1	1.4	0	3	0	0	0	3	5.1						
at Temple	12/28/16	12	1-3	.333	0-1	.000	0-0	.000	0	0	1.3	1	1	0	0	1	2	4.8							
TULANE	01/01/17	20	3-5	.600	1-2	.500	2-2	1.000	1	0	1	1.3	0	4	0	0	0	9	5.1						
at Houston	1/7/17	14	0-2	.000	0-1	.000	0-0	.000	0	1	1	1.3	1	3	1	0	0	0	4.8						
SMU	01/12/17	4	0-1	.000	0-1	.000	0-0	.000	0	1	1	1.3	1	0	0	0	0	0	4.5						
at East Carolina	01/15/17	11	1-2	.500	0-1	.000	0-0	.000	0	0	1.2	1	0	0	0	0	0	2	4.4						
TEMPLE	01/18/17	4	0-1	.000	0-1	.000	0-0	.000	0	0	1	1.1	0	0	0	0	0	0	4.1						
at Tulane	01/21/17	12	0-2	.000	0-2	.000	0-0	.000	0	1	1	1.1	1	2	0	0	0	0	3.9						
XAVIER	01/26/17	3	0-0	.000	0-0	.000	0-0	.000	0	0	1	1.1	1	0	0	0	0	0	3.7						
USF	01/29/17	28	5-7	.714	2-3	.667	0-0	.000	3	2	5	1.2	3	9	1	1	12	4.1							
at Tulsa	02/01/17	2	0-0	.000	0-0	.000	0-0	.000	0	0	0	1.2	1	0	0	0	0	0	3.9						
UCONN	02/04/17	15	0-1	.000	0-1	.000	0-0	.000	0	1	1	1.2	2	2	0	0	0	0	3.7						
UCF	02/08/17	15	2-5	.400	2-3	.667	0-0	.000	0	0	1	1.1	0	2	0	0	0	6	3.8						
at SMU	02/12/17	9	0-0	.000	0-0	.000	1-2	.500	0	0	1	1.1	1	2	0	0	0	1	3.7						
at USF	02/15/17	15	0-2	.000	0-0	.000	0-0	.000	0	0	0	1.0	0	5	0	0	2	0	3.6						
TULSA	02/18/17	17	1-1	1.000	0-0	.000	0-0	.000	0	1	1	1.0	1	3	2	0	1	2	3.5						
MEMPHIS	02/23/17	5	0-2	.000	0-1	.000	0-0	.000	0	2	2	1.1	1	0	0	0	0	0	3.4						
at UCF	2/26/17	9	0-0	.000	0-0	.000	0-0	.000	0	2	2	1.1	2	1	1	0	0	0	3.3						
HOUSTON	03/02/17	7	0-1	.000	0-0	.000	0-0	.000	0	0	0	1.1	0	0	0	0	0	0	3.2						
at UConn	3/5/17	20	1-2	.500	1-1	1.000	0-0	.000	0	1	1	1.1	0	1	0	1	0	1	3	3.2					
vs Tulsa	3/10/17	11	0-2	.000	0-1	.000	0-0	.000	0	2	2	1.1	0	1	0	1	0	1	0	3.1					
at UConn	3/11/17	2	0-0	.000	0-0	.000	0-0	.000	0	0	0	1.1	2	0	1	0	0	0	3.0						
Totals		0	442	37-90	.411	17-45	.378	7-14	.500	8	27	35	1.1	32	67	16	0	16	98	3.0					

2015-16 (FRESHMAN SEASON)

Opponent	Date	g	min	fg	fga	pct	3fg	3fga	pct	ft	fta	pct	off	def	tot	avg	pf	a	to	blk	stl	pts	avg
WESTERN CAROLINA	11/13/15	13	3-5	.600	1-2	.500	0-0	.000	0	3	3	3.0	2	0	1	0	7	7.0					
ROBERT MORRIS	11/15/15	16	2-2	1.000	1-1	1.000	6-6	1.000	0	2	2	2.5	1	9	1	0	1	11	9.0				
at Bowling Green	11/18/15	19	3-6	.500	1-3	.333	0-2	.000	0	1	1	2.0	1	2	1	0	3	7	6.3				
ARKANSAS-PINE BLUFF	11/22/15	19	3-6	.500	2-4	.500	0-0	.000	0	1	1	1.8	3	2	2	0	2	8	6.3				
SE LOUISIANA	11/24/15	7	1-1	1.000	1-1	1.000	0-0	.000	0	0	0	1.4	0	1	1	0	0	3	7.2				
vs Nebraska	11/27/15	11	0-2	.000	0-1	.000	0-0	.000	0	0	0	1.2	1	2	1	0	0	6	6.0				
vs George Washington	11/28/15	7	0-2	.000	0-1	.000	0-0	.000	0	2	2	1.3	1	1	1	0	0	7	7.0				
BUTLER	12/2/15	5	0-1	.000	0-1	.000	1-2	.500	0	0	0	1.1	0	1	1	0	1	1	4.6				
MORGAN STATE	12/6/15	13	2-6	.333	0-2	.000	2-3	.667	0	0	0	1.0	2	3	0	0	2	6	4.8				
at Xavier	12/12/15	4	0-1	.000	0-1	.000	0-0	.000	0	0	0	0.9	0	1	0	0	0	4	4.3				
NORFOLK STATE	12/15/15	13	1-3	.333	1-2	.500	0-0	.000	0	1	1	0.9	1	0	1	0	0	3	4.2				
at VCU	12/19/15	3	0-2	.000	0-0	.000	0-0	.000	0	0	0	0.8	0	1	0	0	0	3	3.8				
IOWA STATE	12/22/15	2	0-1	.000	0-1	.000	0-0	.000	0	0	0	0.8	0	1	0	0	0	3.5					
TEMPLE	12/29/15	4	1-1	1.000	0-0	.000	0-0	.000	0	0	0	0.7	0	0	0	0	0	2	3.4				
TULSA	12/16	8	2-3	.667	1-1	1.000	2-2	1.000	0	0	0	0.7	1	2	0	0	0	7	3.7				
at USF	1/10/16	9	0-1	.000	0-0	.000	0-0	.000	0	0	0	0.6	1	1	0	0	0	3	3.4				
HOUSTON	1/13/16	7	1-1	1.000	0-0	.000	0-0	.000	0	0	0	1	1	0.6	0	0	0	1	2	3.4			
at Temple	01/16/16	2	0-0	.000	0-0	.000	0-0	.000	0	1	1	0.7	0	0	0	2	0	0	3.2				
TULANE	01/24/16	18	2-6	.333	2-4	.500	0-0	.000	1	1	2	0.7	0	2	1	0	0	6	3.3				
USF	02/04/16	11	0-2	.000	0-1	.000	2-2	1.000	0	1	1	0.8	1	1	0	0	3	2	3.3				
at Memphis	2/6/16	1	0-0	.000	0-0	.000	0-0	.000	0	0	0	0.7	0	0	0	1	0	0	3.1				
at UCF	2/9/16	3	0-2	.000	0-2	.000	0-0	.000	1	0	1	0.7	0	0	0	0	0	3.0					
EAST CAROLINA	2/13/16	4	0-1	.000	0-1	.000	0-0	.000	0	0	0	0.7	0	0	0	0	0	0	2.8				
at Tulsa	02/18/16	6	0-0	.000	0-0	.000	0-0	.000	0	1	1	0.7	0	1	0	0	0	0	2.7				
UCONN	2/20/16	3	0-1	.000	0-0	.000	0-0	.000	0	1	1	0.7	1	0	0	0	0	0	2.6				
at East Carolina	2/27/16	11	0-0	.000	0-0	.000	0-0	.000	0	0	0	0.7	1	3	1	0	1	0	2.5				
at Houston	3/3/16	13	0-2	.000	0-1	.000	1-3	.333	0	0	0	0.7	1	0	0	0	0	1	2.4				
Totals		0	232	21-58	362	10-30	333	14-20	130	70	2	16	18	0.7	18	34	17	0	14	66	2.4		



#10 TROY CAUPAIN

GUARD • 6-4 • 210 • SENIOR • 3L • MIDLOTHIAN, VA. (COSBY HIGH SCHOOL)

CONFERENCE AWARDS

- » Second Team (2016-17)
- » Sportsmanship Award (2016-17)
- » First Team (2015-16)
- » Honorable Mention (2014-15)
- » All-Tournament (2016)
- » Player of the Week (2x: 3/7/16 & 11/30/15)
- » Weekly Honor Roll (3x: 1/23/17, 1/26/15 & 1/19/14)

OTHER HONORS

- » Naismith Men's College Player of the Year Award Watch List (2016-17)
- » Lute Olson Player of the Year Award Watch List (2016-17)
- » Candidate for 2016-17 Senior CLASS Award
- » NABC All-District 25 Second Team (2016)
- » Barclays Center Classic All-Tournament Team (2015)

MOMENTS

- » Made a three-pointer with 59 seconds left to help seal the 86-78 win over No. 24/22 Xavier (1/26/17)
- » Hit the game-winning putback and pulled down a career-high 12 rebounds against Marshall (12/22/16)
- » Scored a career-high 37 points to go with 10 rebounds and five assists with no turnovers in 56 minutes in the four-overtime thriller against UConn (3/11/16)
- » Made a layup as time expired, forcing overtime in Cincinnati's 66-65 win over Purdue in the second round of the 2015 NCAA Tournament (3/19/15)

2016-17 Season (Senior): posted 15 points, seven rebounds and six assists against Tulsa (3/10) ... made a jumper with 4.4 seconds left, finishing with a game-high 15 points, to help UC rally from an 11-point second-half deficit at Tulsa (2/1) ... hit a three-pointer with 59 second left to help seal the win while scoring 16 points against No. 24/22 Xavier (1/26) ... registered a team-high 18 points, with nine rebounds and seven assists against Temple (1/18) ... made a career-high five threes in posting 16 points with a team-high seven rebounds against SMU (1/12) ... pulled down a career-high 12 rebounds and scored the game-winning putback with 0.7 seconds left to defeat Marshall (12/22) in overtime ... handed out a season-high eight assists to go with 10 points against Fairleigh Dickinson (12/17) ... scored a season-high 22 points on 9-of-15 shooting with five rebounds against No. 16 Butler (12/10) ... had 12 points with four rebounds and four assists against Bowling Green (12/4) ... scored 12 points with five assists and a pair of threes against No. 21 Rhode Island (11/19).

2015-16 Season (Junior): Started all 33 games, averaging a team-high 13.0 points, 4.8 assists and 3.8 rebounds in 33.5 minutes ... named first team all-conference ... tabbed NABC All-District 25 Second Team ... selected to the all-tournament teams of the American Championship and the Barclays Center Classic ... named The American's Player of the Week twice ... finished 49th in the nation with a 2.7-to-1 assist-to-turnover ratio ... ranked among the league leaders in assist-to-turnover ratio (second at 2.7), assists (third at 4.8), minutes played (seventh at 33.5), free throw percentage (eighth at .788), scoring (13th at 13.0) and steals (14th at 1.1) ... handed out the most assists in a season (160) since Cashmere Wright (169 in 2011-12) ... posted the highest assists average (4.8) since Taron Barker (5.0 in 2002-03) ... averaged 15.1 points and 6.1 assists with 43 assists and only 13 turnovers in February ... scored a career-high 37 points to go with 10 rebounds and five assists with no turnovers in 56 minutes in a 104-97 four-overtime setback against UConn in the quarterfinals of the conference tournament ... his 37-point effort marked the most points scored by a Bearcat since Steve Logan tallied 41 against Southern Miss (2/15/02) ... registered his first career double-double with 18 points and a career-high 10 assists against USF (2/4) ... tallied 27 points on 9-of-14 shooting with four three-pointers at East Carolina (2/27) ... led UC in assists in 29 of 33 games ... led the Bearcats in scoring in a team-high 15 contests ... scored in double figures in 21 games.

2014-15 Season (Sophomore): Started 33 of 34 games, averaging 9.6 points, 3.6 rebounds and a team-high 3.6 assists in a team-best 31.3 minutes ... named American Athletic Conference Honorable Mention All-Conference by the league's coaches ... named twice to The American's Weekly Honor Roll (1/19 and 1/26) ... scored in double figures in 17 games ... led the Bearcats in assists in 22 of 34 games ... ranked among the league leaders in free throw percentage (sixth at .788), assist-to-turnover ratio (sixth at 1.7-to-1), assists (10th at 3.6), steals (12th at 1.2) and field goal percentage (15th at .444) ... listed among The American leaders in three-point field goal percentage (first at .465) and field goal percentage (10th at .491) during league play ... scored a season-high 20 points on 8-of-9 shooting from the field against UConn (1/29) ... forced overtime with a running layup at the buzzer at the end of regulation in UC's 66-65 NCAA Tournament second-round win over Purdue (3/19), finishing with 10 points in 38 minutes ... dishd out at least one assist in 33 of 34 games ... made 23 consecutive free throws dating back to VCU (12/20) until missing his first attempt against UCF (1/25) ... member of UC's Student-Athlete Advisory Board.

2013-14 Season (Freshman): Played in all 34 games as a reserve, averaging 5.4 points, 2.3 rebounds and 2.2 assists in 19.1 minutes ... ranked second on the team in free throw shooting (78.4 percent) and assists (76) and third in three-point shooting (32.8 percent) ... produced a 2.04-to-1 assist-to-turnover ratio during conference play ... tallied a season-high 15 points with a trio of three-



SECOND TEAM ALL-CONFERENCE

SPORTSMANSHIP AWARD

SEASON & CAREER STATISTICS

2016-17 SEASON

		CAREER
22 at Butler, 12/10/16	Pts	37 vs. UConn, 3/11/16
15, 2x (last at Butler, 12/10/16)	FG Atts	30 vs. UConn, 3/11/16
9 at Butler, 12/10/16	FG Made	11 vs. UConn, 3/11/16
8 vs. SMU, 1/12/17	3PT-FG Atts	9, 2x (last vs. UConn, 3/11/16)
5 vs. SMU, 1/12/17	3PT-FG Made	5 vs. SMU, 1/12/17
9 vs. Temple, 1/18/17	FT Atts	12 vs. UConn, 3/11/16
8 vs. Temple, 1/18/17	FT Made	11 vs. UConn, 3/11/16
12 vs. Marshall, 12/22/16	Rebs	12 vs. Marshall, 12/22/16
8, 3x (last vs. Tulsa, 2/18/17)	Assts	10 vs. USF, 2/4/16
4 vs. Albany, 11/14/16	Stls	5, 2x (last at UCF, 2/9/16)
2 vs. Samford, 11/23/16	Blks	2, 3x (last vs. Samford, 11/23/16)
42 at Iowa State, 12/2/16	Mins	56 vs. UConn, 3/11/16

MISCELLANEOUS STATISTICS

CATEGORY	2013-14	2014-15	2015-16	2016-17	CAREER
Double-Figure Scoring Games	5	17	20	17	59
Double-Figure Rebounding Games	0	0	1	2	3
Double-Double Games	0	0	2	0	2
20-Point Scoring Games	0	1	3	1	5
Games Led UC in Scoring	1	9	15	3	28
Games Led UC in Rebounding	1	0	0	4	5
Games Led UC in Assists	9	22	29	24	84
Games With 3+ Assists	11	22	27	27	87
Games With 3+ Blocks	0	0	0	0	0
Games With 3+ Steals	1	3	4	5	13
Games With 3+ Three-Pointers	1	2	7	3	13


pointers and 6-of-6 shooting from the free throw line against USC Upstate (12/3) ... scored in double figures five times and led the Bearcats in assists in nine games ... handed out three or more assists in 11 games.

Prior to Cincinnati: Played three seasons at Cosby High School in Midlothian, Virginia, where he finished as the school's leader in career rebounds (347) and assists (230) while ranking second in career points (1,449) ... averaged 26.0 points, 15.1 rebounds and 3.5 assists during his senior season, helping the Titans to a 26-6 record and a district championship ... scored a career-high 48 points against Matoaca High School as a senior ... tabbed the Central Region Player of the Year and earned first team all-state honors ... named a Top 50 shooting guard by 247Sports.com ... coached by Ron Carr.

Personal: Born Nov. 29, 1995 in New York, New York ... son of Renee and Troy Caupain Sr. ... right-handed ... last name pronounced "CO-pain."

CAREER STATISTICS

Season	gp-gs min/avg		Total		3-Point		F-Throws		Rebounds				Scoring					
			fg-fga	pct	fg-fga	pct	ft-fa	pct	off	def	tot	avg	pf	fo	ast	to	blk	stl
2013-14	34-0	649/19.1	54-142	.380	19-58	.328	58-74	.784	13	66	79	2.3	50	0	76	42	2	31
2014-15	34-33	1065/31.3	107-241	.444	31-76	.408	82-104	.788	17	105	122	3.6	49	1	121	72	6	41
2015-16	33-33	1104/33.5	142-379	.375	55-170	.324	89-113	.788	16	108	124	3.8	48	0	160	60	13	37
2016-17	34-34	1086/31.9	120-309	.388	45-144	.313	60-90	.667	21	132	153	4.5	51	0	155	41	11	41
TOTAL	135-100	3904/28.9	423-1071	.395	150-448	.335	289-381	.759	67	411	478	3.5	198	1	512	215	32	150



#10 TROY CAUPAIN

GUARD • 6-4 • 210 • SENIOR • 3L • MIDLOTHIAN, VA. (COSBY HIGH SCHOOL)

GAME-BY-GAME STATISTICS

2016-17 (SENIOR SEASON)

Opponent	Date	gs	min	Total		3-Pointers		Free throws		Rebounds							
				fg-fga	pct	3fg-fga	pct	ft-fa	pct	off	def	tot	avg	pf	a	to	bk
BROWN	11/11/16	*	30	4-8	.500	1-4	.250	1-2	.500	0	7	7	7.0	3	6	4	1
ALBANY	11/14/16	*	32	3-6	.500	0-2	.000	2-2	1.000	0	4	4	5.5	0	5	0	1
vs Rhode Island	11/19/16	*	38	4-15	.267	2-5	.400	2-3	.667	0	4	4	5.0	2	5	2	0
vs Penn State	11/20/16	*	29	5-13	.385	1-5	.200	1-2	.500	0	3	3	4.5	1	4	1	0
SAMFORD	11/23/16	*	36	3-10	.300	1-4	.250	0-0	.000	2	3	5	4.6	0	4	1	2
LIPSCOMB	11/26/16	*	29	3-6	.500	2-4	.500	0-0	.000	1	4	5	4.7	1	5	2	0
at Iowa State	12-01-16	*	42	2-11	.182	0-6	.000	3-3	1.000	1	9	10	5.4	2	1	3	1
BOWLING GREEN	12/04/16	*	22	5-8	.625	0-2	.000	2-2	1.000	0	4	4	5.3	2	4	0	0
at Butler	12/10/16	*	38	9-15	.600	2-7	.286	2-5	.400	2	3	5	6.2	4	2	2	0
TEXAS SOUTHERN	12/13/16	*	24	4-6	.667	0-0	.000	0-0	.000	1	3	4	5.1	0	4	0	0
FAIRLEIGH DICKINSON	12/17/16	*	22	3-4	.750	1-1	1.000	3-4	.750	1	3	4	5.0	2	8	1	0
MARSHALL	12/22/16	*	35	3-14	.214	0-2	.000	1-5	.200	2	10	12	5.6	2	6	1	1
at Temple	12/28/16	*	37	2-8	.250	1-3	.333	0-0	.000	0	6	6	5.6	2	2	1	0
TULANE	01/01/17	*	25	3-6	.500	2-4	.500	1-2	.500	0	5	5	5.6	3	8	1	0
at Houston	1/7/17	*	25	3-6	.500	2-3	.667	5-8	.625	1	5	6	5.6	3	5	0	1
SMU	01/12/17	*	37	5-11	.455	5-8	.625	1-2	.500	0	7	7	5.7	0	6	0	0
at East Carolina	01/15/17	*	33	3-5	.600	1-1	1.000	1-1	1.000	0	4	4	5.6	1	0	3	0
TEMPLE	01/18/17	*	36	5-10	.500	0-2	.000	8-9	.889	0	9	9	5.8	1	7	3	0
at Tulane	01/21/17	*	38	5-10	.500	2-6	.333	2-4	.500	0	1	1	5.5	2	4	0	0
XAVIER	01/26/17	*	34	4-7	.571	2-5	.400	6-8	.750	1	2	3	5.4	1	5	1	0
USF	01/29/17	*	16	1-5	.200	0-3	.000	0-2	.000	1	1	2	5.2	0	5	1	0
at Tulsa	02/01/17	*	39	5-13	.385	2-6	.333	3-3	1.000	0	2	2	5.0	0	2	0	1
UCONN	02/04/17	*	27	3-8	.375	1-3	.333	0-0	.000	1	2	3	4.9	1	6	1	1
UCF	02/08/17	*	32	2-12	.167	1-7	.143	0-0	.000	0	4	4	4.9	1	6	0	0
at SMU	02/12/17	*	33	0-7	.000	0-5	.000	2-2	1.000	0	1	1	4.7	0	3	0	0
at USF	02/15/17	*	30	3-7	.429	1-5	.200	1-1	1.000	0	1	1	4.6	2	3	1	1
TULSA	02/18/17	*	34	3-7	.429	2-3	.667	3-6	.500	1	2	3	4.5	3	8	0	0
MEMPHIS	02/23/17	*	33	5-9	.556	2-3	.667	0-0	.000	0	3	3	4.5	1	7	1	0
at UCF	2/26/17	*	39	1-9	.111	1-6	.167	0-0	.000	3	3	6	4.5	2	4	0	3
HOUSTON	03/02/17	*	33	4-10	.400	1-4	.250	2-2	1.000	2	2	4	4.5	2	5	2	0
at UConn	3/5/17	*	28	2-7	.286	2-5	.400	0-1	.000	0	3	3	4.5	2	2	1	0
vs Tulsa	3/10/17	*	29	6-13	.462	3-6	.500	0-1	.000	1	6	7	4.5	1	6	1	0
at UConn	3/11/17	*	38	4-12	.333	3-7	.429	7-8	.875	1	3	4	4.5	2	5	1	0
vs SMU	3/12/17	*	33	3-11	.273	1-7	.143	1-2	.500	0	4	4	4.5	2	2	2	0
Totals			34	1086	120-309	.388	45-144	.313	60-90	.667	21	132	153	4.5	51	155	41

2014-15 (SOPHOMORE SEASON)

Opponent	Date	gs	min	Total		3-Pointers		Free throws		Rebounds							
				fg-fga	pct	3fg-fga	pct	ft-fa	pct	off	def	tot	avg	pf	a	to	bk
SAINT FRANCIS	11/14/14	*	27	2-2	1.000	0-0	.000	4-4	1.000	0	2	2	2.0	3	4	3	1
MOREHEAD STATE	11/19/14	*	31	2-7	.286	1-2	.500	8-11	.727	1	4	5	3.5	1	6	1	0
EASTERN ILLINOIS	11/23/14	*	36	8-13	.615	1-2	.500	0-0	.000	0	6	6	4.3	1	1	4	0
N.C. CENTRAL	11/25/14	*	27	1-7	.143	0-3	.000	2-2	1.000	0	2	2	3.8	1	0	0	0
vs Middle Tennessee	11/28/14	*	24	3-6	.500	1-3	.333	4-5	.800	0	2	2	3.4	1	1	1	0
vs Ole Miss	11/29/14	*	23	1-6	.167	1-3	.333	0-0	.000	2	2	4	3.5	2	1	5	0
STONY BROOK	12/02/14	*	26	3-5	.600	2-4	.500	2-2	1.000	0	3	3	3.4	1	6	1	0
at Nebraska	12/13/14	*	45	5-13	.385	0-1	.000	3-3	1.000	2	2	4	3.5	2	6	2	0
SAN DIEGO STATE	12/17/14	*	30	3-9	.333	0-1	.000	6-9	.667	1	3	4	3.6	0	4	2	0
VCU	12/20/14	*	36	0-5	.000	0-2	.000	2-2	1.000	0	6	6	3.8	0	6	3	0
WAGNER	12/23/14	*	19	2-4	.500	0-0	.000	2-2	1.000	0	3	3	3.7	3	3	4	1
at NC State	12-30-14	*	32	5-8	.625	1-1	1.000	2-2	1.000	1	3	4	3.8	4	2	2	0
SMU	01/03/15	*	32	1-3	.333	1-3	.333	4-4	1.000	1	3	4	3.8	2	4	3	0
EAST CAROLINA	01/06/15	*	30	4-6	.667	2-3	.667	0-0	.000	0	4	4	3.8	0	6	2	0
at UConn	01/10/15	*	34	6-15	.400	2-6	.333	0-0	.000	2	3	5	3.9	2	3	0	0
at Memphis	01/15/15	*	32	4-8	.500	1-2	.500	5-5	1.000	1	2	3	3.8	2	3	3	0
TEMPLE	01/17/15	*	32	2-5	.400	1-1	1.000	4-4	1.000	0	0	0	3.6	0	7	0	0
HOUSTON	01/21/15	*	35	4-6	.667	3-5	.600	2-2	1.000	0	3	3	3.6	2	6	3	0
at UCF	01/25/15	*	35	3-7	.429	0-2	.000	3-4	.750	0	3	3	3.5	1	2	2	0
UCONN	01/29/15	*	34	8-9	.889	1-2	.500	3-4	.750	0	4	4	3.6	3	2	3	1
at East Carolina	02/01/15	*	25	1-6	.167	0-3	.000	2-2	1.000	2	4	6	3.7	0	2	1	0
SMU	02/05/15	*	36	4-6	.667	3-3	1.000	3-5	.600	0	4	4	3.7	2	4	2	0
USF	02/07/15	*	27	2-6	.333	0-2	.000	4-6	.667	0	3	3	3.7	4	1	4	0
at Temple	02/10/15	*	28	4-6	.667	2-2	1.000	0-0	.000	0	2	2	3.6	0	3	3	0
TULANE	02/14/15	*	30	2-4	.500	0-0	.000	1-2	.500	0	0	0	3.4	1	2	3	1
XAVIER	02/18/15	*	35	3-5	.600	1-3	.333	2-2	1.000	1	5	6	3.5	1	4	0	0
at Houston	2/21/15	*	21	1-7	.143	0-1	.000	3-4	.750	0	3	3	3.5	3	4	1	0
UCF	02/25/15	*	33	4-6	.667	2-2	1.000	0-3	.000	1	2	3	3.5	0	6	3	1
at Tulane	02/28/15	*	32	1-3	.333	1-2	.500	0-0	.000	0	5	5	3.6	0	4	1	0
at Tulsa	03/04/15	*	33	4-6	.667	1-2	.500	3-4	.750	0	6	6	3.6	2	2	0	0
MEMPHIS	03/08/15	*	35	2-7	.286	0-2	.000	0-0	.000	0	2	2	3.6	1	6	3	0
vs UConn	3/13/15	*	34	4-8	.500	3-4	.750	1-2	.500	0	4	4	3.6	1	2	2	0
vs Purdue	3/19/15	*	38	4-10	.400	0-0	.000	2-4	.500	1	2	3	3.6	2	4	2	0
vs Kentucky	3/21/15	*	38	4-17	.235	0-4	.000	5-5	1.000	1	3	4	3.6	1	4	3	0
Totals			33	1065	107-241	.444	31-76	.408	82-104	.788	17	105	122	3.6	49	121	72

2015-16 (JUNIOR SEASON)

Opponent	Date	gs	min	Total		3-Pointers		Free throws		Rebounds											
				fg-fga	pct	3fg-fga	pct	ft-fa	pct	off	def	tot	avg	pf	a	to	bk	pts	avg		
WESTERN CAROLINA	11/13/15	*	27	2-2	1.000	0-0	.000	2-4	.500	0	3	3	3.0	0	3	3	0	2	6	6.0	
ROBERT MORRIS	11/15/15	*	24	1-3	.333	1-3	.333	3-4	.750	0	2	2	2.5	2	9	1	0	3	6	6.0	
at Bowling Green	11/18/15	*	18	3-7	.429	1-4	.250	0-0	.000	0	4	4	3.0	4	4	1	0	2	7	6.3	
ARKANSAS-PINE BLUFF	11/22/15	*	21	2-4	.500	1-3	.333	2-2	1.000	0	1	1	2.5	0	4	0	0	1	7	6.5	
SE LOUISIANA	11/24/15	*	34	5-11	.455	2-7	.286	3-5	.600	0	2	2	2.4	0	4	0	1	2	15	8.2	
vs Nebraska	11/27/15	*	29	5-11	.455	4-8	.500	3-4	.750	0	3	3	2.5	2	1	0	1	0	17	9.7	
vs George Washington	11/28/15	*	33	5-14	.357	2-6	.333	4-4	1.000	0	2	2	2.4	1	2	2	1	2	16	10.6	
BUTLER	12/2/15	*	33	4-8	.500	2-4	.500	2-3	.667	0	3	3	2.5	3	6	3	0	0	12	10.8	
MORGAN STATE	12/6/15	*	34	3-14	.214	0-8	.000	0-0	.000	0	5	5	2.8	0	5	0	0	0	6	10.2	
at Xavier	12/12/15	*	36	3-10	.300	2-9	.222	2-2	1.000	0	3	3	2.8	0	6	2	0	0	10	10.2	
NORFOLK STATE	12/15/15	*	32	1-5	.200	1-3	.333	2-4	.500	0	4	4	2.9	0	6	1	1	2	5	9.7	
at VCU	12/19/15	*	37	5-11	.455	1-3	.333	4-4	1.000	0	2	2	2.8	1	4	2	0	0	15	10.2	
IOWA STATE	12/22/15	*	34	6-14	.429	1-4	.250	5-6	.833	1	4	5	3.0	1	4	1	0	0	18	10.8	
TEMPLE	12/29/15	*	36	7-16	.438	1-4	.250	4-4	1.000	1	2	3	3.0	3	7	2	0	1	19	11.4	
TULSA	12/16	*	31	3-9	.333	2-4	.500	0-0	.000	1	2	3	3.0	2	7	3	1	0	8	11.1	
at SMU	01/07/16	*	37	4-14	.286	1-4	.250	0-0	.000	0	1	1	2.9	2	4	2	1	2	9	10.0	
at USF	11/10/16	*	31	5-14	.357	4-9	.444	0-0	.000	1	5	6	3.1	2	2	2	3	0	14	11.2	
HOUSTON	11/13/16	*	32	0-10	.000	0-4	.000	1-2	.500	1	3	4	3.1	1	5	3	1	0	1	10.6	
at Temple	01/16/16	*	31	5-15	.333	0-3	.000	4-6	.667	1	3	4	3.2	3	1	3	0	0	14	10.8	
MEMPHIS	01/21/16	*	36	9-16	.563	1-2	.500	6-6	1.000	0	3	3	3.2	0	4	3	0	2	25	11.5	
TULANE	01/24/16	*	22	3-5	.600	2-3	.667	0-1	.000	0	1	1	3.0	1	9	0	0	0	8	11.3	
at UCONN	1/28/16	*	36	3-11	.273	2-5	.400	0-0	.000	1	3	4	3.1	2	0	4	1	2	8	11.2	
USF	02/04/16	*	29	6-11	.545	4-7	.571	2-2	1.000	0	4	4	3.1	1	10	3	2	1	18	11.5	
at Memphis	2/6/16	*	39	6-12	.500	3-8	.375	2-3	.667	1	4	5	3.2	1	6	2	0	1	17	11.7	
at UCF	2/9/16	*	37	1-11	.091	0-3	.000	5-6	.833	0	4	4	3.2	3	5	3	0	5	7	11.5	
EAST CAROLINA	2/13/16	*	36	4-12	.333	2-8	.250	2-3	.667	0	5	5	3.3	1	6	0	0	2	12	11.5	
at Tulsa	02/18/16	*	39	5-14	.357	2-8	.250	3-5	.600	1	8	9	3.5	2	4	3	0	1	15	11.7	
UCONN	2/20/16	*	37	2-8	.250	1-4	.250	5-6	.833	0	2	2	3.5	0	8	1	1	0	10	11.6	
at East Carolina	2/27/16	*	38	9-14	.643	4-7	.571	5-5	1.000	1	2	3	3.4	3	4	1	1	0	27	12.1	
at Houston	3/3/16	*	37	8-18	.444	3-8	.375	0-0	.000	1	2	3	3.4	1	5	3	0	0	19	12.4	
SMU	03/06/16	*	36	4-19	.211	0-6	.000	6-8	.750	1	4	5	3.5	1	5	3	0	0	14	12.4	
vs UCONN	3.11.16	*	56	11-30	.367	4-9	.444	11-12	.917	4	6	10	3.7	3	5	0	1	3	37	12.9	
vs Saint Joseph's	3/18/16	*	36	2-6	.333	1-2	.500	1-2	.500	0	6	6	3.8	2	5	2	0	0	6	13.0	
Totals			33	1104	142-379	375	55-170	.324	89-113	.788	168	108	124	3.8	48	160	60	13	37	428	13.0



#11 GARY CLARK

FORWARD • 6-8 • 225 • JUNIOR • 2L • CLAYTON, N.C. (CLAYTON HIGH SCHOOL)

CONFERENCE AWARDS

- » All-Tournament (2017)
- » Defensive Player of the Year (2015-16)
- » Second Team (2015-16)
- » All-Tournament (2016)
- » All-Rookie Team (2014-15)
- » Honorable Mention (2014-15)
- » Player of the Week (2X: 3/7/16, 12/26/16)
- » Weekly Honor Roll (7X: 3/6/17, 2/20/17, 2/16/17, 2/22/16, 2/8/16, 2/1/16, 2/23/15)

OTHER HONORS

- » Lute Olson Player of the Year Award Watch List (2016-17)
- » NABC All-District 25 Second Team (2016)
- » Emerald Coast Classic All-Tourney Team (2014)

MOMENTS

- » Scored a career-high 26 points on 12-of-15 shooting with 10 rebounds vs. Marshall (12/22/16)
- » Hit a 15-footer with 5 seconds left to force overtime in UC's 55-54 OT win at No. 19 Iowa State (12/1/16)
- » Converted a three-point play with 12.1 seconds left in 58-57 win at UConn (1/28/16)
- » Only player to rank among the league's top six leaders in rebounds (second with 8.9 per game), blocks (fifth at 1.5) and steals (tied for sixth at 1.3) in 2015-16
- » Ranked second in the conference and 27th in the nation with 3.5 offensive rebounds per game in 2015-16
- » Set Cincinnati's freshman single-game record, pulling down 16 rebounds against East Carolina (1/6/15)

2016-17 Season (Junior): Poured in 25 points on 5-of-9 shooting from the field and a career-best 15 of 16 shooting from the foul line against UConn (3/11) ... posted his seventh double-double of the season with a game-high 17 points and tied a season-high with 14 rebounds at UConn (3/5) ... registered a double-double with 13 points and a season-high 14 rebounds while tying a career-high with four blocks at USF (2/15) ... pulled down 12 rebounds with six points and three assists at No. 25 SMU (2/12) ... posted 20 points, a pair of threes and a game-high 11 rebounds against UConn (2/) ... registered a double-double with 13 points and 11 rebounds on 6-of-9 shooting with three assists against No. 24/22 Xavier (1/26) ... posted a team-high 18 points on 8-of-9 shooting with a pair of threes and five rebounds against SMU (1/12) ... had 11 points, eight rebounds, a pair of threes and three blocks at Houston (1/7) ... scored a career-high 26 points on 12-of-15 shooting with 10 rebounds and three assists against Marshall (12/22) ... posted a double-double with 14 points on 7-of-13 shooting and a game-high 12 rebounds at No. 16 Butler (12/10) ... registered double-double with 11 points and 10 rebounds to go with three blocks and hit a 15-footer with five seconds left to force overtime in win at No. 19 Iowa State (12/2) ... tallied 14 points, nine rebounds, four assists, three steals in 27 minutes vs. Brown (11/11).

2015-16 Season (Sophomore): Started 32 of 33 games, averaging 10.4 points, a team-high 8.8 rebounds, 2.1 assists and 1.5 blocks in 30.4 minutes ... named The American's Defensive Player of the Year and second-team all-conference ... tabbed NABC All-District 25 Second Team ... selected to The American's Weekly Honor Roll three times ... ranked among the nation's leaders in offensive rebounds (28th at 3.4), total rebounds (57th with 290) and rebounds per game (65th at 8.8) ... listed among the league leaders in offensive rebounds (second at 3.4), rebounds (third at 8.8), defensive rebounds (fourth at 5.4), blocked shots (sixth at 1.5), steals (tied for sixth at 1.2), field goal percentage (eighth at .519) and scoring (29th at 10.4) ... his 290 single-season rebounds ranked as the most since Eric Hicks (329 in 2005-06) ... his 536 rebounds after two seasons ranked as the most since Danny Fortson (574 in 1995 and 1996) ... averaged 13.1 points and 10.0 rebounds and 2.0 blocks with four double-doubles in seven games during February ... made a three-point play with 12.1 seconds left to give the Bearcats a 58-57 win at UConn (1/28) ... posted a team-high eight double-doubles ... led the team in rebounding in 17 games during the season, grabbing 10 or more boards 14 times ... scored a career-high 21 points on 9-of-10 shooting with eight rebounds against Western Carolina (11/13).

2014-15 Season (Freshman): Started all 34 games, averaging 7.8 points, 7.2 rebounds, 1.7 assists and 1.3 blocks in 27.8 minutes ... named to the American Athletic Conference All-Rookie Team by the league's coaches ... tabbed The American's Rookie of the Week (12/8) and chosen to league's weekly honor roll (2/23) ... grabbed 246 rebounds on the season, second most in school history by a freshman (Danny Fortson 258 in 1995) ... finished as the only freshman in The American to rank among the top 10 league leaders for rebounds (third at 7.2), field goal percentage (sixth at .524) and blocks (sixth at 1.3) ... finished second in The American in rebounding among freshmen (UConn's Daniel Hamilton [7.6]) ... ranked second in the league for offensive rebounds (2.8) and tied for fourth in defensive rebounds (4.5) ... led UC in rebounding in 15 games on the season, grabbing 10 or more boards seven times ... set a UC freshman record pulling down 16 rebounds to go with eight points, a season-best four blocks and a season-high four steals against East Carolina (1/6) ... scored in double figures in 11 games ... registered three double-doubles with 12 points and a game-high 10 rebounds against UConn (1/29), 12 points and a game-high 12 rebounds against Ole Miss

SEASON & CAREER STATISTICS

2016-17 SEASON

	Pts	CAREER
26 vs. Marshall, 12/22/16	26 vs. Marshall, 12/22/16	
15 vs. Marshall, 12/22/16	FG Atts	15 vs. Marshall, 12/22/16
12 vs. Marshall, 12/22/16	FG Made	12 vs. Marshall, 12/22/16
4, 3x (last at UConn, 3/5/17)	3PT-FG Atts	4, 4x (last at UConn, 3/5/17)
2, 3x (last vs. UConn, 2/4/17)	3PT-FG Made	2, 5x (last vs. UConn, 2/4/17)
16 vs. UConn, 3/11/17	FT Atts	16 vs. UConn, 3/11/17
15 vs. UConn, 3/11/17	FT Made	15 vs. UConn, 3/11/17
14, 2x (last at UConn, 3/5/17)	Rebs	16 vs. East Carolina, 1/6/15
8 vs. Temple, 1/18/17	Assts	8 vs. Temple, 1/18/17
3, 3x (last vs. UCF, 2/8/17)	Stls	5 at SMU, 1/7/16
4 at USF, 2/15/17	Blks	4, 7x (last at USF, 2/15/17)
38 vs. Marshall, 12/22/16	Mins	48 vs. UConn, 3/11/16

MISCELLANEOUS STATISTICS

CATEGORY	2014-15	2015-16	2016-17	CAREER
Double-Figure Scoring Games	11	19	18	48
Double-Figure Rebounding Games	7	14	9	30
Double-Double Games	3	8	7	18
20-Point Scoring Games	0	1	3	4
Games Led UC in Scoring	2	5	6	13
Games Led UC in Rebounding	15	17	17	49
Games Led UC in Assists	6	4	1	11
Games With 3+ Assists	5	11	9	25
Games With 3+ Blocks	4	5	4	13
Games With 3+ Steals	3	4	4	11
Games With 3+ Three-Pointers	0	0	0	0


(11/29) and 11 points and a game-high 14 rebounds at Houston (2/21) ... tallied a season-high 14 points on 7-of-11 shooting to go with seven rebounds against Xavier (2/18) ... selected to the Emerald Coast Classic All-Tournament Team ... became the first true freshman to start a season opener since Lance Stephenson (2009-10 season).

Prior to Cincinnati: Averaged 26 points, seven rebounds and four assists as a senior at Clayton High School in Clayton, North Carolina ... finished his career as the school's all-time leader in points, rebounds and blocks ... tabbed a four-star recruit by Rivals, ESPN and 247 Sports ... praised on one of the nation's top 100 prospects by ESPN and Rivals ... named Greater Neuse River Conference Player of the Year as a junior and senior ... became the first player in the state of North Carolina to record a quadruple double with 22 points, 21 rebounds, 15 blocked shots and 10 assists against West Johnston during his senior season ... poured in 40 points and grabbed 12 rebounds against East Wake on Jan. 11, 2014, the same day he was left off the list of nominees for the McDonald's All-America game ... averaged 24 points, 14 rebounds and four blocks while leading the Comets to the 2013 4A Eastern Regional semifinals as a junior ... averaged nearly 32 points in the playoffs while earning Associate Press All-State accolades.

Personal: Born Nov. 16, 1994 in Smithfield, North Carolina ... son of Tammy McKay and Gary Clark Sr. ... has one brother, Jeremiah and two sisters, Azia and Tanija ... right-handed.

CAREER STATISTICS

Season	gp-gs	min/avg	Total fg-fga pct	3-Point fg-fga pct	F-Throws ft-fga pct	Rebounds off def tot avg	pf fo ast to blk stl	Scoring pts avg
2014-15	34-34	945/27.8	110-210 .524	0-5 .000	45-72 .625	94 152 246 7.2	54 0 57 38 45 35	265 7.8
2015-16	33-32	1002/30.4	126-243 .519	13-25 .520	79-115 .687	113 177 290 8.8	76 0 70 42 49 41	344 10.4
2016-17	34-33	966/28.4	136-259 .525	13-46 .283	78-111 .703	103 165 268 7.9	63 0 68 37 40 34	363 10.7
TOTAL	101-99	2913/28.8	372-712 .522	26-76 .342	202-298 .678	310 494 804 8.0	193 0 195 117 134 110	972 9.6



#11 GARY CLARK

FORWARD • 6-8 • 225 • JUNIOR • 2L • CLAYTON, N.C. (CLAYTON HIGH SCHOOL)

GAME-BY-GAME STATISTICS

2016-17 (JUNIOR SEASON)

Opponent	Date	gs	min	Total		3-Pointers		Free throws		Rebounds			pf	a	t/o	blk	stl	pts	avg		
				fg	fga	pct	3fg	3fga	pct	ft	fta	pct								off	def
BROWN	11/11/16	*	27	7-9	.778	0-1	.000	0-1	.000	3	6	9	9.0	0	4	1	2	3	14	14.0	
ALBANY	11/14/16	*	24	1-6	.167	0-1	.000	0-0	.000	1	3	4	6.5	4	1	1	2	1	2	8.0	
vs Rhode Island	11/19/16	*	36	1-5	.200	0-1	.000	2-2	1.000	3	3	6	6.3	2	2	0	3	0	4	6.7	
vs Penn State	11/20/16	*	20	4-4	1.000	1-1	1.000	0-0	.000	2	4	6	6.3	4	2	1	2	3	9	7.3	
SAMFORD	11/23/16	*	35	4-8	.500	0-2	.000	5-10	.500	5	2	7	6.4	1	0	2	1	1	13	8.4	
LIPSCOMB	11/26/16	*	6	1-2	.500	0-0	.000	0-0	.000	0	2	2	5.7	1	0	0	0	0	2	7.3	
at Iowa State	12-01-16	*	37	5-8	.625	0-1	.000	1-2	.500	4	6	10	6.3	2	2	2	3	0	11	7.9	
BOWLING GREEN	12/04/16	*	24	3-6	.500	0-1	.000	2-2	1.000	3	3	6	6.3	0	3	2	1	1	8	7.9	
at Butler	12/10/16	*	34	7-13	.538	0-3	.000	0-2	.000	3	9	12	6.9	0	1	0	0	1	14	8.6	
TEXAS SOUTHERN	12/13/16	*	21	4-8	.500	0-0	.000	5-7	.714	2	1	3	6.5	3	6	1	0	2	13	9.0	
FAIRLEIGH DICKINSON	12/17/16	*	13	2-3	.667	0-0	.000	2-2	1.000	2	6	8	6.6	0	4	0	1	1	6	8.7	
MARSHALL	12/22/16	*	38	12-15	.800	1-1	1.000	1-4	.250	4	6	10	6.9	1	3	1	2	0	26	10.2	
at Temple	12/28/16	*	33	4-10	.400	0-1	.000	3-6	.500	2	4	6	6.8	3	1	3	2	1	11	10.2	
TULANE	01/01/17	*	20	2-4	.500	0-0	.000	0-0	.000	2	5	7	6.9	2	3	1	0	1	4	9.8	
at Houston	1/7/17	*	34	4-8	.500	2-4	.500	1-2	.500	4	4	8	6.9	1	2	1	3	0	11	9.9	
SMU	01/12/17	*	31	8-9	.889	2-3	.667	0-0	.000	2	3	5	6.8	2	2	0	0	1	18	10.4	
at East Carolina	01/15/17	*	27	3-6	.500	0-1	.000	2-2	1.000	4	5	9	6.9	3	1	1	0	1	8	10.2	
TEMPLE	01/18/17	*	35	2-5	.400	0-1	.000	3-3	1.000	4	3	7	6.9	1	8	3	2	1	7	10.1	
at Tulane	01/21/17	*	30	3-5	.600	0-0	.000	0-0	.000	3	6	6	6.9	2	2	1	1	0	6	9.8	
XAVIER	01/26/17	*	35	6-9	.667	0-1	.000	1-2	.500	5	6	11	7.1	4	3	2	0	2	13	10.0	
USF	01/29/17	*	14	2-3	.667	0-1	.000	2-2	1.000	6	2	8	7.1	2	3	1	0	0	6	9.8	
at Tulsa	02/01/17	*	37	3-5	.600	1-1	1.000	2-3	.667	5	7	12	7.4	2	2	1	1	1	9	9.8	
UCONN	02/04/17	*	29	8-14	.571	2-4	.500	2-2	1.000	4	7	11	7.5	0	3	0	0	2	20	10.2	
UCF	02/08/17	*	34	3-12	.250	0-3	.000	2-2	1.000	5	3	8	7.5	2	0	0	0	3	8	10.1	
at SMU	02/12/17	*	36	2-7	.286	1-2	.500	1-2	.500	2	10	12	7.7	0	3	2	1	1	6	10.0	
at USF	02/15/17	*	25	5-11	.455	0-0	.000	3-4	.750	5	9	14	8.0	2	0	2	4	2	13	10.1	
TULSA	02/18/17	*	30	5-8	.625	0-1	.000	4-4	1.000	2	6	8	8.0	3	2	2	1	0	14	10.2	
MEMPHIS	02/23/17	*	31	3-6	.500	1-2	.500	6-10	.600	3	6	9	8.0	2	3	2	1	1	13	10.3	
at UCF	2/26/17	*	17	1-4	.250	1-1	1.000	0-0	.000	3	0	3	7.8	4	0	1	1	0	3	10.1	
HOUSTON	03/02/17	*	30	5-9	.556	0-1	.000	4-6	.667	1	6	7	7.8	0	0	1	0	1	14	10.2	
at UConn	3/5/17	*	25	7-14	.500	1-4	.250	2-5	.400	5	9	14	8.0	2	0	1	0	3	17	10.4	
vs Tulsa	3/10/17	*	29	1-6	.167	0-1	.000	3-4	.750	1	1	2	7.8	3	1	0	3	2	5	10.3	
at UConn	3/11/17	*	34	5-9	.556	0-0	.000	15-16	.938	2	7	9	7.8	2	0	1	0	0	25	10.7	
vs SMU	3/12/17	*	35	3-8	.375	0-2	.000	4-4	1.000	1	8	9	7.9	3	1	0	1	0	10	10.7	
Totals			33	966	136-259	.525	13-46	283	78-111	703	103	165	268	7.9	63	68	37	40	34	363	10.7

2014-15 (FRESHMAN SEASON)

Opponent	Date	gs	min	Total		3-Pointers		Free throws		Rebounds			pf	a	t/o	blk	stl	pts	avg		
				fg	fga	pct	3fg	3fga	pct	ft	fta	pct								off	def
SAINT FRANCIS	11/14/14	*	24	5-8	.625	0-1	.000	0-0	.000	4	2	6	6.0	1	0	1	4	10	10.0		
MOREHEAD STATE	11/19/14	*	24	1-4	.250	0-0	.000	0-0	.000	2	6	8	7.0	2	1	2	0	2	6.0		
EASTERN ILLINOIS	11/23/14	*	22	2-4	.500	0-0	.000	0-0	.000	3	5	8	7.3	2	3	0	2	1	4	5.3	
N.C. CENTRAL	11/25/14	*	25	3-5	.600	0-0	.000	6-6	1.000	5	3	8	7.5	2	2	3	4	0	12	7.0	
vs Middle Tennessee	11/28/14	*	31	4-6	.667	0-0	.000	1-2	.500	5	2	7	7.4	1	2	1	2	1	9	7.4	
vs Ole Miss	11/29/14	*	29	4-6	.667	0-0	.000	4-7	.571	4	8	12	8.2	0	0	1	1	0	12	8.2	
STONY BROOK	12/02/14	*	26	6-10	.600	0-0	.000	1-1	1.000	3	5	8	8.1	1	2	2	2	1	13	8.9	
at Nebraska	12/13/14	*	32	3-9	.333	0-0	.000	2-6	.333	4	4	8	8.1	4	1	1	1	0	8	8.8	
SAN DIEGO STATE	12/17/14	*	29	4-8	.500	0-0	.000	2-2	1.000	0	5	5	7.8	3	1	0	0	0	10	8.9	
VCU	12/20/14	*	21	2-7	.286	0-1	.000	0-0	.000	2	3	5	7.5	1	2	0	0	0	4	8.4	
WAGNER	12/23/14	*	22	2-4	.500	0-0	.000	1-1	1.000	2	4	6	7.4	1	0	0	2	1	5	8.1	
at NC State	12-30-14	*	36	3-6	.500	0-0	.000	3-7	.429	3	1	4	7.1	1	2	1	0	2	9	8.2	
SMU	01/03/15	*	33	3-6	.500	0-1	.000	2-2	1.000	2	5	7	7.1	1	2	2	1	2	8	8.2	
EAST CAROLINA	01/06/15	*	30	3-7	.429	0-0	.000	2-3	.667	4	12	16	7.7	0	3	3	4	4	8	8.1	
at UConn	1/10/15	*	27	1-2	.500	0-1	.000	0-0	.000	1	4	5	7.5	2	2	2	1	2	7	7.7	
at Memphis	1/15/15	*	30	3-7	.429	0-0	.000	1-2	.500	3	7	10	7.7	3	4	2	1	0	7	7.7	
TEMPLE	01/17/15	*	23	4-7	.571	0-0	.000	3-3	1.000	1	7	8	7.7	0	2	1	0	0	11	7.9	
HOUSTON	01/21/15	*	33	3-3	1.000	0-0	.000	2-2	1.000	0	5	5	7.6	2	0	2	2	2	8	7.9	
at UCF	01/25/15	*	28	3-5	.600	0-0	.000	1-4	.250	1	1	2	7.3	3	0	1	2	2	7	7.8	
UCONN	01/29/15	*	27	6-12	.500	0-0	.000	0-0	.000	7	3	10	7.4	1	2	1	2	4	12	8.1	
at East Carolina	02/01/15	*	33	2-5	.400	0-0	.000	0-1	.000	0	5	5	7.3	0	0	2	3	0	4	7.9	
at SMU	02/05/15	*	18	1-2	.500	0-0	.000	0-0	.000	1	4	5	7.2	3	4	0	0	0	2	7.6	
USF	02/07/15	*	16	2-3	.667	0-0	.000	1-2	.500	3	0	3	7.0	0	1	1	0	1	5	7.5	
at Temple	02/10/15	*	21	2-3	.667	0-0	.000	0-0	.000	2	3	5	6.9	0	2	3	1	2	4	7.3	
TULANE	02/14/15	*	20	4-6	.667	0-0	.000	0-0	.000	1	2	3	6.8	3	0	2	1	1	8	7.4	
XAVIER	02/18/15	*	36	7-11	.636	0-0	.000	0-1	.000	4	3	7	6.8	2	2	0	2	1	14	7.6	
at Houston	2/21/15	*	31	4-7	.571	0-0	.000	3-4	.750	6	8	14	7.0	2	1	1	2	0	11	7.7	
UCF	02/25/15	*	25	5-6	.833	0-0	.000	0-0	.000	0	3	3	6.9	1	3	0	0	0	10	7.8	
at Tulane	02/28/15	*	28	3-7	.429	0-0	.000	2-3	.667	5	4	9	7.0	0	5	1	2	0	8	7.8	
at Tulsa	03/04/15	*	36	3-3	1.000	0-0	.000	1-2	.500	3	5	8	7.0	4	2	2	0	0	7	7.8	
MEMPHIS	03/08/15	*	33	4-8	.500	0-0	.000	3-4	.750	1	3	4	6.9	2	2	1	1	1	11	7.9	
vs UConn	3/13/15	*	34	4-9	.444	0-1	.000	1-1	1.000	2	9	11	7.0	1	1	0	1	0	9	7.9	
vs Purdue	3/19/15	*	36	4-10	.400	0-0	.000	1-2	.500	5	7	12	7.2	1	2	0	1	2	9	8.0	
vs Kentucky	3/21/15	*	26	0-4	.000	0-0	.000	2-2	1.000	5	4	9	7.2	4	0	0	3	1	2	7.8	
Totals			34	945	110-210	.524	0-5	.000	45-72	625	94	152	246	7.2	54	57	38	45	35	265	7.8

2015-16 (SOPHOMORE SEASON)

Opponent	Date	gs	min	Total		3-Pointers		Free throws	
----------	------	----	-----	-------	--	------------	--	-------------	--



#13 TRE SCOTT

FORWARD • 6-8 • 225 • R-FRESHMAN • HS • DARIEN, GA. (McINTOSH COUNTY ACADEMY)

2016-17 (Freshman): Scored nine points with seven rebounds and a season-best five steals against USF (1/29) ... pulled down a season-high 10 rebounds to go with six points against Tulane (1/1) ... tallied 10 points on 5-of-5 shooting with three rebounds and two assists in 15 minutes vs. Fairleigh Dickinson (12/17) ... scored 11 points on 5-of-10 shooting with seven rebounds and three assists in 18 minutes against Texas Southern (12/13) ... registered nine points, nine rebounds, five assists and five blocks in 29 minutes against Lipscomb (11/26) ... posted 10 points on 5-of-6 shooting with three rebounds in 18 minutes against Penn State (11/20).

Prior to Cincinnati: Named the Georgia Region 2A Player of the Year as a junior and senior ... tabbed first team all-region as a freshman and sophomore ... set the school scoring mark with 1,824 points while averaging 13.3 rebounds during his career at McIntosh County Academy in Darien, Georgia (population 1,880) ... averaged 21.6 points, 14.1 rebounds, 6.5 assists and 3.5 blocks as a senior ... posted 22.3 points, 13.7 rebounds, 6.7 assists and 3.7 blocks as a junior ... tabbed a three-star prospect by ESPN, Rivals.com and Scout.com and 247 Sports.

Personal: Born Nov. 25, 1996 in Brunswick, Georgia ... son of Anita and Eddie Scott ... has two sisters, Jada and Jadyn ... right-handed.

SEASON & CAREER STATISTICS

2016-17 SEASON

11 vs. Texas Southern, 12/13/16	Pts	11 vs. Texas Southern, 12/13/16
10 vs. Texas Southern, 12/13/16	FG Atts	10 vs. Texas Southern, 12/13/16
5, 3x (last vs. Fairleigh Dickinson, 12/17/16)	FG Made	5, 3x (last vs. Fairleigh Dickinson, 12/17/16)
1, 3x (last vs. USF, 1/29/17)	3PT-FG Atts	1, 3x (last vs. USF, 1/29/17)
1 vs. USF, 1/29/17	3PT-FG Made	1 vs. USF, 1/29/17
5, 2x (last vs. Marshall, 12/22/16)	FT Atts	5, 2x (last vs. Marshall, 12/22/16)
3 vs. Lipscomb, 11/26/16	FT Made	3 vs. Lipscomb, 11/26/16
10 vs. Tulane, 1/1/17	Rebs	10 vs. Tulane, 1/1/17
5 vs. Lipscomb, 11/26/16	Assts	5 vs. Lipscomb, 11/26/16
5 vs. USF, 1/29/17	Stls	5 vs. USF, 1/29/17
5 vs. Lipscomb, 11/26/16	Blks	5 vs. Lipscomb, 11/26/16
29 vs. Lipscomb, 11/26/16	Mins	29 vs. Lipscomb, 11/26/16

CAREER

MISCELLANEOUS STATISTICS

CATEGORY	2016-17	CAREER
Double-Figure Scoring Games	3	3
Double-Figure Rebounding Games	1	1
Double-Double Games	0	0
20-Point Scoring Games	0	0
Games Led UC in Scoring	0	0
Games Led UC in Rebounding	2	2
Games Led UC in Assists	1	1
Games With 3+ Assists	2	2
Games With 3+ Blocks	1	1
Games With 3+ Steals	1	1
Games With 3+ Three-Pointers	0	0


GAME-BY-GAME STATISTICS

2016-17 (R-FRESHMAN SEASON)

Opponent	Date	gs	min	Total fg-fga	pct	3-Pointers 3fg-fga	pct	Free throws ft-fa	pct	Rebounds off	def	tot	avg	pf	a	to	blk	stl	pts	avg
BROWN	11/11/16	9	2-3	.667	0-0	.000	2-3	.667	0	2	2	2.0	1	0	0	1	0	0	6	6.0
ALBANY	11/14/16	7	2-3	.667	0-0	.000	0-0	.000	2	1	3	2.5	0	0	0	1	0	4	5.0	
vs Rhode Island	11/19/16	0	0-0	.000	0-0	.000	0-0	.000	0	0	0	1.7	0	0	0	0	0	0	3.3	
vs Penn State	11/20/16	18	5-6	.833	0-0	.000	0-0	.000	2	1	3	2.0	1	1	0	1	0	10	5.0	
SAMFORD	11/23/16	7	0-2	.000	0-0	.000	0-0	.000	0	2	2	2.0	0	0	0	0	0	0	4.0	
LIPSCOMB	11/26/16	29	3-6	.500	0-0	.000	3-5	.600	4	5	9	3.2	2	5	2	5	0	9	4.8	
at Iowa State	12-01-16	12	0-1	.000	0-0	.000	0-0	.000	2	1	3	3.1	0	1	1	0	0	0	4.1	
BOWLING GREEN	12/04/16	14	1-4	.250	0-0	.000	0-0	.000	0	4	4	3.3	1	1	0	0	2	2	3.9	
at Butler	12/10/16	11	0-1	.000	0-0	.000	0-0	.000	0	3	3	3.2	0	0	0	0	0	0	3.4	
TEXAS SOUTHERN	12/13/16	18	5-10	.500	0-1	.000	1-2	.500	1	6	7	3.6	1	3	0	1	1	11	4.2	
FAIRLEIGH DICKINSON	12/17/16	15	5-5	1.000	0-0	.000	0-4	.000	1	2	3	3.5	1	2	0	1	0	10	4.7	
MARSHALL	12/22/16	26	3-6	.500	0-0	.000	2-5	.400	1	4	5	3.7	2	1	3	1	1	8	5.0	
at Temple	12/28/16	21	2-3	.667	0-0	.000	1-1	1.000	1	5	6	3.8	0	2	1	2	2	5	5.0	
TULANE	01/01/17	20	2-5	.400	0-1	.000	2-2	1.000	2	8	10	4.3	1	1	1	0	0	6	5.1	
at Houston	1/7/17	6	0-0	.000	0-0	.000	0-0	.000	0	0	0	4.0	2	0	0	0	0	0	4.7	
SMU	01/12/17	15	2-4	.500	0-0	.000	0-0	.000	0	2	2	3.9	0	0	0	1	0	4	4.7	
at East Carolina	01/15/17	8	0-2	.000	0-0	.000	0-0	.000	0	3	3	3.8	0	1	2	0	0	0	4.4	
TEMPLE	01/18/17	5	1-1	1.000	0-0	.000	0-0	.000	1	0	1	3.7	1	0	1	0	0	2	4.3	
at Tulane	01/21/17	10	3-5	.600	0-0	.000	1-2	.500	1	2	3	3.6	0	0	1	0	0	7	4.4	
XAVIER	01/26/17	4	0-2	.000	0-0	.000	0-0	.000	1	0	1	3.5	1	0	0	0	0	0	4.2	
USF	01/29/17	17	4-8	.500	1-1	1.000	0-2	.000	2	5	7	3.7	2	1	0	0	5	9	4.4	
at Tulsa	02/01/17	6	0-0	.000	0-0	.000	0-0	.000	0	0	0	3.5	0	1	0	0	1	0	4.2	
UCONN	02/04/17	10	0-0	.000	0-0	.000	2-4	.500	1	1	2	3.4	0	2	0	0	0	2	4.1	
UCF	02/08/17	6	1-2	.500	0-0	.000	0-0	.000	1	0	1	3.3	3	0	0	0	0	2	4.0	
at SMU	02/12/17	4	0-0	.000	0-0	.000	0-0	.000	0	0	0	3.2	0	0	0	0	0	0	3.9	
at USF	02/15/17	7	0-0	.000	0-0	.000	0-0	.000	0	1	1	3.1	1	0	1	1	2	0	3.7	
TULSA	02/18/17	10	0-0	.000	0-0	.000	0-0	.000	0	1	1	3.0	0	0	1	0	2	0	3.6	
MEMPHIS	02/23/17	8	2-2	1.000	0-0	.000	2-2	1.000	0	1	1	3.0	0	0	0	0	1	6	3.7	
at UCF	2/26/17	2	0-1	.000	0-0	.000	0-0	.000	0	0	0	2.9	2	0	1	0	0	0	3.6	
HOUSTON	03/02/17	8	1-3	.333	0-0	.000	0-0	.000	0	1	1	2.8	1	0	0	0	0	2	3.5	
at UConn	3/5/17	5	0-3	.000	0-0	.000	0-0	.000	0	1	1	2.7	0	0	0	0	0	0	3.4	
vs Tulsa	3/10/17	11	1-2	.500	0-0	.000	0-0	.000	1	1	2	2.7	2	0	0	0	0	2	3.3	
at UConn	3/11/17	3	0-0	.000	0-0	.000	0-0	.000	0	0	0	2.6	0	0	0	0	0	0	3.2	
vs SMU	3/12/17	1	0-0	.000	0-0	.000	0-0	.000	0	0	0	2.6	0	0	0	0	0	0	3.1	
Totals		0	353	45-90	.500	1-3	.333	16-32	.500	24	63	87	2.6	25	20	16	15	17	107	3.1

CAREER STATISTICS

Season	gp-gs	min/avg	Total fg-fga	pct	3-Point fg-fga	pct	F-Throws ft-fa	pct	Rebounds off	def	tot	avg	pf	fo	ast	to	blk	stl	Scoring pts	avg
2016-17	34-0	353/10.4	45-90	.500	1-3	.333	16-32	.500	24	63	87	2.6	25	0	20	16	15	17	107	3.1
TOTAL	34-0	353/10.4	45-90	.500	1-3	.333	16-32	.500	24	63	87	2.6	25	0	20	16	15	17	107	3.1



#14 JACKSON BART

FORWARD • 6-5 • 210 • R-FRESHMAN • TR • BARTLESVILLE, OKLA./ORAL ROBERTS

2016-17 (R-Freshman): Attempted two three-pointers against Tulane (1/1) ... logged his first minute as a Bearcat against Brown (11/14).

Prior to Cincinnati: Received a redshirt for his freshman season at Oral Roberts (2014-15) ... did not attend college during the 2015-16 academic year ... averaged 9.5 points and 8.0 rebounds as a senior at Bartlesville High School in 2013-14 ... helped guide the Bruins to a regional championship, state tournament appearance and 23-4 record as a sophomore ... earned all-state accolades by the OCA/OBCA and Oklahoma Indian as a senior and was tabbed a Frontier Valley Conference Academic First Team selection ... twice named to the Arvest Invitational All-Tournament Team and also earned Conestoga Energy Classic All-Tournament honors ... holds school records for charges taken in a game (four), season (31) and career (50) ... coached by his father, Tim.

Personal: Born Jan. 11, 1996 in Oklahoma City, Oklahoma ... son of Tim and Kristi Bart ... father served as an assistant coach at Oral Roberts (1987-91) ... cousin, Chase Williams played football at Oklahoma during the 1999 campaign ... left-handed.

SEASON & CAREER STATISTICS

2016-17 SEASON

	Pts	CAREER
0		0
2 vs. Tulane, 1/1/17	FG Atts	2 vs. Tulane, 1/1/17
0	FG Made	0
2 vs. Tulane, 1/1/17	3PT-FG Atts	2 vs. Tulane, 1/1/17
0	3PT-FG Made	0
0	FT Atts	0
0	FT Made	0
0	Rebs	0
0	Assts	0
0	Stls	0
0	Blks	0
3 vs. USF, 1/29/17	Mins	3 vs. USF, 1/29/17

MISCELLANEOUS STATISTICS

CATEGORY	2016-17	CAREER
Double-Figure Scoring Games	0	0
Double-Figure Rebounding Games	0	0
Double-Double Games	0	0
20-Point Scoring Games	0	0
Games Led UC in Scoring	0	0
Games Led UC in Rebounding	0	0
Games Led UC in Assists	0	0
Games With 3+ Assists	0	0
Games With 3+ Blocks	0	0
Games With 3+ Steals	0	0
Games With 3+ Three-Pointers	0	0


GAME-BY-GAME STATISTICS

2016-17 (R-FRESHMAN SEASON)

Opponent	Date	gs	min	Total	3-Pointers	Free throws	Rebounds												
				fg-fga	pct	3fg-fga	pct	ft-fga	pct	off	def	tot	avg	pf	a	t/o	blk	stl	pts
ALBANY	11/14/16	1		0-0	.000	0-0	.000	0-0	.000	0	0	0	0.0	0	0	0	0	0	0.0
LIPSCOMB	11/26/16	1		0-0	.000	0-0	.000	0-0	.000	0	0	0	0.0	0	0	0	0	0	0.0
BOWLING GREEN	12/04/16	1		0-0	.000	0-0	.000	0-0	.000	0	0	0	0.0	0	0	0	0	0	0.0
TEXAS SOUTHERN	12/13/16	1		0-0	.000	0-0	.000	0-0	.000	0	0	0	0.0	1	0	0	0	0	0.0
FAIRLEIGH DICKINSON	12/17/16	2		0-0	.000	0-0	.000	0-0	.000	0	0	0	0.0	1	0	0	0	0	0.0
TULANE	01/01/17	2		0-2	.000	0-2	.000	0-0	.000	0	0	0	0.0	0	0	0	0	0	0.0
USF	01/29/17	3		0-0	.000	0-0	.000	0-0	.000	0	0	0	0.0	0	0	0	0	0	0.0
HOUSTON	03/02/17	0		0-0	.000	0-0	.000	0-0	.000	0	0	0	0.0	0	0	0	0	0	0.0
Totals		0	11	0-2	.000	0-2	.000	0-0	.000	0	0	0	0.0	2	0	0	0	0	0.0

CAREER STATISTICS

Season	gp-gs	min/avg	Total	3-Point	F-Throws	Rebounds													Scoring
			fg-fga	pct	fg-fga	pct	ft-fga	pct	off	def	tot	avg	pf	fo	ast	to	blk	stl	pts
2016-17	8-0	11/1.4	0-2	.000	0-2	.000	0-0	.000	0	0	0	0.0	2	0	0	0	0	0	0.0
TOTAL	8-0	11/1.4	0-2	.000	0-2	.000	0-0	.000	0	0	0	0.0	2	0	0	0	0	0	0.0



#15 CANE BROOME

GUARD • 6-0 • 160 • JUNIOR • TR • EAST HARTFORD, CONN. (SACRED HEART)

CONFERENCE AWARDS

- » Player of the Year Northeastern Conference (2015-16)
- » First Team (2015-16)
- » All-Rookie Team (2014-15)
- » Player of the Week (NEC: 4X: 2/22/16, 1/5/16, 11/16/15, 12/8/14)
- » Rookie of the Week (NEC: 5X: 3/2/15, 2/23/15, 1/26/15, 12/22/14, 12/8/14)

OTHER HONORS

- » AP Honorable Mention All-American (2015-16)
- » USBWA All-District I First Team (2015-16)
- » All-ECAC First Team
- » NABC All-District 18 First Team (2015-16)

2016-17 Season (Junior): Will sit out the 2016-17 season due to NCAA transfer rules.

Prior to Cincinnati: Named the 2015-16 Northeast Conference Player of the Year after ranking seventh in the nation in scoring at 23.1 points per game to go with 4.9 rebounds, 2.9 assists and 1.7 steals in 37.5 minutes at Sacred Heart ... earned numerous regional and national honors during the 2015-16 season, including Associated Press Honorable Mention All-America, United States Basketball Writers' Association (USBWA) All-District I, First Team All-ECAC, National Association of Basketball Coaches (NABC) All-District 18 accolades and First Team All-MET Basketball Writers' Association accolades ... became first underclassman voted NEC Player of the Year since 1992 ... broke the league's sophomore scoring record, becoming the first second-year player in the NEC to average at least 22.0 points per game since 1988-89 ... led all active sophomores in the country with 1,157 career points following the 2015-16 campaign led the NEC leaders in points (23.1), minutes played (37.5), free-throw attempts (203) earned all-state honors and was a two-time all-conference performer at East Hartford High School averaging 27.0 points and 5.0 assists for the Hornets ... named a McDonald's All-American nominee and received NEPSAC AAA Honorable Mention accolades at Saint Thomas More, averaging 12.5 points and 6.0 assists.

Personal: Born Nov. 29, 1994 in Hartford, Connecticut ... Son of April Walden-Broome and Sam Broome ... Has a sister, Canei ... left-handed.

2015-16 (SOPHOMORE SEASON AT SACRED HEART)

TOTAL																	3PTERS			REBOUNDS									
Opponent	Date	S	Min	FG-FGA	Pct	3FG-FGA	Pct	FT-FTA	Pct	Off-Def-6	Avg	PF-FO	A	T	Blk	Stl	Pts-Avg												
vs Quinnipiac	11/13/15	*	37	7-16	.438	1-6	.167	12-20	.600	0-6-6	6.0	3-0	0	1	0	4	27-27.0												
at Yale	11/16/15	*	39	10-14	.714	3-7	.429	9-9	1.000	0-2-2	4.0	1-0	5	7	0	1	32-29.5												
at UMass-Lowell	11/18/15	*	39	6-12	.500	1-5	.200	7-10	.700	1-9-10	6.0	2-0	3	5	0	1	20-26.3												
at Fairfield	11/21/15	*	39	5-17	.294	3-9	.333	5-6	.833	0-3-3	5.3	1-0	4	3	0	1	18-24.3												
at Holy Cross	11/25/15	*	39	7-14	.500	4-9	.444	1-2	.500	0-6-6	5.4	4-0	4	4	0	1	19-23.2												
at UConn	12/2/15	*	37	3-16	.188	1-7	.143	0-0	.000	0-6-6	5.5	2-0	2	2	0	1	7-20.5												
at Towson	12/5/15	*	34	3-13	.231	1-4	.250	3-4	.750	0-4-4	5.3	1-0	5	1	0	4	10-19.0												
LAFAYETTE	12/12/15	*	38	7-20	.350	1-8	.125	5-6	.833	1-1-2	4.9	4-0	2	5	0	4	20-19.1												
at Hartford	12/14/15	*	31	6-14	.429	3-9	.333	0-0	.000	0-6-6	5.0	4-0	4	5	0	1	15-18.7												
at Northwestern	12/21/15	*	37	9-20	.450	5-11	.455	3-7	.429	1-2-3	4.8	3-0	2	6	0	1	26-19.4												
at Hofstra	12/28/15	*	38	11-23	.478	3-10	.300	0-0	.000	2-6-8	5.1	1-0	2	5	0	1	25-19.9												
at Robert Morris	1/2/16	*	40	11-22	.500	3-7	.429	8-9	.889	1-7-8	5.3	2-0	1	2	0	3	33-21.0												
at Saint Francis	1/4/16	*	40	9-21	.429	1-4	.250	10-12	.833	0-4-4	5.2	4-0	3	4	0	1	29-21.6												
FAIRLEIGH DICKINSON	1/7/16	*	40	8-15	.533	2-5	.400	6-10	.600	0-2-2	5.0	2-0	3	4	0	3	24-21.8												
WAGNER	1/9/16	*	37	3-14	.214	2-7	.286	3-3	1.000	0-0-0	4.7	3-0	2	2	0	4	11-21.1												
at Central Conn	1/14/16	*	38	10-17	.588	2-5	.400	2-2	1.000	1-1-2	4.5	4-0	3	3	0	0	24-21.3												
at St. Francis Brooklyn	1/16/16	*	34	5-15	.333	2-6	.333	6-7	.857	1-4-5	4.5	0-0	2	2	0	0	18-21.1												
MOUNT ST. MARY'S	1/21/16	*	37	9-19	.474	1-5	.200	5-5	1.000	0-6-6	4.6	2-0	4	6	0	0	24-21.2												
at Wagner	1/24/16	*	36	4-10	.400	3-7	.429	6-8	.750	2-2-4	4.6	2-0	1	6	0	1	17-21.0												
at LIU Brooklyn	1/27/16	*	39	11-25	.440	6-13	.462	10-13	.769	1-2-3	4.5	5-1	3	4	0	3	38-21.9												
BRYANT	1/30/16	*	39	6-19	.316	2-8	.250	3-5	.600	0-4-4	4.5	3-0	2	4	0	2	17-21.6												
ST. FRANCIS BROOKLYN	2/4/16	*	40	11-21	.524	1-7	.143	5-5	1.000	0-6-6	4.5	2-0	4	9	0	0	28-21.9												
LIU BROOKLYN	2/6/16	*	35	6-18	.333	2-7	.286	5-9	.556	0-7-7	4.7	5-1	3	3	0	1	19-21.8												
at Mount St. Mary's	2/11/16	*	36	9-18	.500	1-8	.125	1-1	1.000	0-5-5	4.7	2-0	1	5	0	1	20-21.7												
CENTRAL CONN	2/13/16	*	30	9-15	.600	2-4	.500	8-9	.889	0-4-4	4.6	2-0	3	0	0	3	28-22.0												
at Bryant	2/18/16	*	39	11-21	.524	0-4	.000	5-6	.833	3-7-10	4.8	1-0	4	5	0	3	27-22.2												
at Fairleigh Dickinson	2/20/16	*	38	10-21	.476	4-11	.364	15-22	.682	1-5-6	4.9	1-0	6	0	0	1	39-22.8												
ROBERT MORRIS	2/25/16	*	40	8-21	.381	0-6	.000	5-5	1.000	1-3-4	4.9	3-0	3	4	0	2	21-22.7												
SAINT FRANCIS	2/27/16	*	38	7-14	.500	3-6	.5000	6-6	1.000	0-4-4	4.8	0-0	6	2	0	1	23-22.7												
LIU BROOKLYN	3/2/16	*	40	15-25	.600	3-7	.429	2-2	1.000	1-7-8	4.9	2-0	1	6	0	2	35-23.1												
Totals			30	1124	236-530	.445	66-212	.311	156-203	.768	17-131-148	4.9	71-2	88	115	0	51	694-23.1											

SEASON & CAREER STATISTICS

2015-16 SEASON

	Pts	CAREER
39, at Fairleigh Dickinson, 2/20/16	39 at Fairleigh Dickinson, 2/20/16	
25, 2x (last vs. LIU Brooklyn, 3/2/16)	25, 2x (last vs. LIU Brooklyn, 3/2/16)	
15, vs. LIU Brooklyn, 3/2/16	15, vs. LIU Brooklyn, 3/2/16	
13, at LIU Brooklyn, 1/27/16	13, at LIU Brooklyn, 1/27/16	
6, at LIU Brooklyn, 1/27/16	6, at LIU Brooklyn, 1/27/16	
22, at Fairleigh Dickinson, 2/20/16	22, at Fairleigh Dickinson, 2/20/16	
15, at Fairleigh Dickinson, 2/20/16	15, at Fairleigh Dickinson, 2/20/16	
10, 2x (last at Bryant, 2/18/16)	10, 2x (last at Bryant, 2/18/16)	
6, 2x (last vs. Saint Francis, 2/27/16)	6, 2x (last vs. Saint Francis, 2/27/16)	
4, 4x (last vs. Wagner, 1/9/16)	4, 4x (last vs. Wagner, 1/9/16)	
2, at Brown, 12/28/14	2, at Brown, 12/28/14	
44, at Bryant, 3/4/15	44, at Bryant, 3/4/15	


MISCELLANEOUS STATISTICS

CATEGORY	2014-15	2015-16	CAREER
Double-Figure Scoring Games	23	29	52
Double-Figure Rebounding Games	0	2	2
Double-Double Games	0	2	2
20-Point Scoring Games	6	20	26
Games Led Team in Scoring	10	25	35
Games Led Team in Rebounding	3	5	8
Games Led Team in Assists	3	14	17
Games With 3+ Assists	15	18	33
Games With 3+ Blocks	0	0	0
Games With 3+ Steals	5	9	14
Games With 3+ Three-Pointers	5	12	17

CAREER STATISTICS

YEAR	GP-GS	MIN-AVG	TOTAL		3-PTERS		FT-FTA	PCT	REBOUNDS		PF-FO	AST	TO	BLK	STL	PTS-AVG
			FG-FGA	PCT	FG-FGA	PCT			OFF-DEF-TOT	AVG						
2014-15*	31-30	984-31.7	158-358	.441	42-128	.328	84-113	.743	15-107-122	3.9	62-1	77	71	6	33	442-14.3
2015-16*	30-30	1124-37.5	236-530	.445	66-212	.311	156-203	.768	17-131-148	4.9	71-2	88	115	0	51	694-23.1
TOTAL	61-60	2108-34.6	394-888	.444	108-340	.318	240-316	.759	32-238-270	4.4	133-3	165	186	6	84	1136-18.6

* - Statistics from playing career at Sacred Heart



#24 KYLE WASHINGTON

FORWARD • 6-9 • 230 • JUNIOR • TR • CHAMPLIN, MINN. (NC STATE)

CONFERENCE AWARDS

- » Second Team (2016-17)
- » Player of the Week (12/5/16)
- » Weekly Honor Roll (6x: 2/13/17, 2/16/17, 1/16/17, 1/9/17, 11/28/16 & 11/21/16)

OTHER AWARDS

- » Naismith Memorial Hall of Fame Tip Off All-Tournament Team (2016)

MOMENTS

- » Scored a career-high 27 points on 11-of-18 shooting with a trio of threes & eight rebounds vs. UConn (2/4/17)
- » Posted 24 points on 11-of-13 shooting with six rebounds and three blocks vs. Bowling Green (12/4/16)
- » Posted 23 points on 8-of-15 shooting with 10 rebounds and four blocks against No. 21 Rhode Island (11/19/16)
- » Pulled down a career-high 17 rebounds vs. Penn State (11/20/16), most by a Bearcat since Cedric McGowan grabbed 20 rebounds vs. DePaul in 2006.
- » Scored in double figures nine times during 2014-15 season at NC State, including in six games against teams that later advanced to the NCAA Tournament
- » Recorded a double-double with 14 points and 10 rebounds as a freshman at No. 1 Syracuse (2/15/14)

2016-17 Season (Junior): Posted a game-high 21 points on 8-of-10 shooting with six rebounds against Tulsa (3/10) ... scored a team-high 18 points on 7-of-9 shooting with six rebounds vs. Tulsa (2/18) ... had 11 points and six rebounds with two blocks in a career-long 38 minutes at No. 25 SMU (2/12) ... accounted for 14 points, 11 rebounds and four steals against UCF (2/8/17) ... poured in a career-high 27 points on 11-of-18 shooting with a career-best three three-pointers vs. UConn (2/4) ... had 12 points and eight rebounds with four blocks against No. 24/22 Xavier ... recorded his sixth double-double with a team-high 16 points and game-high 11 rebounds with three blocks at East Carolina (1/15/17) ... tallied a team-high 19 points with nine rebounds at Houston (1/7) ... scored a career-high 24 points on 11-of-13 shooting with six rebounds and three blocks against Bowling Green (12/4) ... notched his fifth double-double in seven games with a team-high 13 points with 10 rebounds at Iowa State (12/1) ... earned a double-double with 18 points on 8-of-11 shooting with 12 rebounds against Samford (11/23) ... named to the Naismith Memorial Hall of Fame Tip Off All-Tournament Team after averaging 19.5 points, 13.5 rebounds and 2.5 blocks while posting a pair of double-doubles (11/19-20) ... posted a career-high 23 points on 8-of-15 shooting with 10 rebounds and four blocks against No. 21 Rhode Island (11/19) ... registered 16 points and a career-best 17 rebounds against Penn State (11/20) ... posted a double-double with 16 points, 12 rebounds and five assists in 25 minutes in UC debut against Brown (11/11).

2015-16 Season (Junior): Sat out the 2015-16 season due to NCAA transfer rules.

Prior to Cincinnati: Started 18 of 34 games as a sophomore at NC State in 2014-15, averaging 6.8 points and 4.1 rebounds in 17.8 minutes ... reached double figures in scoring in nine games, including six matchups against teams that participated in the NCAA Tournament ... scored a season-high 17 points twice, at Purdue (12/2/14) and against North Carolina (1/14/15) ... started 25 of 36 games as a freshman for the Wolfpack during the 2013-14 campaign, averaging 4.2 points and 4.0 rebounds in 19.9 minutes ... posted a double-double with a season-high 14 points and 10 rebounds at No. 1 Syracuse (2/15/14) ... pulled down seven rebounds and blocked four shots against North Carolina (2/26/14) ... ranked in the top 100 nationally by Rivals.com (93) and ESPN.com (97) ... averaged 12 points and 10 rebounds at Brewster Academy (New Hampshire) during the 2012-13 season ... helped lead the Bobcats to a 32-6 record and the 2013 NEPSAC championship ... averaged 15 points and 10 rebounds at The Hotchkiss School (Connecticut) during the 2011-12 season ... earned three varsity letters at Benilde-St. Margaret's School (Minnesota) from 2009-11.

Personal: Born Aug. 18, 1993 ... Son of Tami Hill-Washington and Curtis Washington ... has one brother, Tyler ... left-handed.



SECOND TEAM ALL-CONFERENCE

SEASON & CAREER STATISTICS

2016-17 SEASON		CAREER (* SET AT NC STATE)
27 vs. UConn, 2/4/17	Pts	27 vs. UConn, 2/4/17
18 vs. UConn, 2/4/17	FG Atts	18 vs. UConn, 2/4/17
11, 2x (last vs. UConn, 2/4/17)	FG Made	11, 2x (last vs. UConn, 2/4/17)
5, 2x (last vs. UCF, 2/8/17)	3PT-FG Atts	5, 2x (last vs. UCF, 2/8/17)
3 vs. UConn, 2/4/17	3PT-FG Made	3 vs. UConn, 2/4/17
14 vs. Xavier, 1/26/19	FT Atts	14 vs. Xavier, 1/26/19
5, 3x (last vs. Tulsa, 3/10/19)	FT Made	7 vs. Miami, 3/13/14*
17 vs. Penn State, 11/20/16	Rebs	17 vs. Penn State, 11/20/16
5, 2x (last at SMU, 2/12/17)	Assts	5, 2x (last at SMU, 2/12/17)
4 vs. UCF, 2/8/17	Stls	4 vs. UCF, 2/8/17
4, 2x (last vs. Xavier, 1/26/19)	Blks	4, 6x (last vs. Xavier, 1/26/19)
38 at SMU, 2/12/17	Mins	38 at SMU, 2/12/17

MISCELLANEOUS STATISTICS

CATEGORY	2013-14*	2014-15*	2016-17	CAREER
Double-Figure Scoring Games	4	9	23	37
Double-Figure Rebounding Games	3	2	7	12
Double-Double Games	1	2	7	10
20-Point Scoring Games	0	0	4	4
Games Led Team in Scoring	0	2	13	15
Games Led Team in Rebounding	4	9	11	24
Games Led Team in Assists	0	0	1	1
Games With 3+ Assists	0	1	2	3
Games With 3+ Blocks	2	5	6	13
Games With 3+ Steals	0	0	1	1
Games With 3+ Three-Pointers	0	0	1	1

*-Statistics from playing career at NC State

CAREER STATISTICS

			Total		3-Point		F-Throws		Rebounds										Scoring	
Season	gp-gs	min/avg	fg-fga	pct	fg-fga	pct	ft-fa	pct	off	def	tot	avg	pf	fo	ast	to	blk	stl	pts	avg
2013-14*	36-25	718/19.9	73-168	.435	0-2	.000	27-48	.563	29	110	139	3.9	77	1	16	35	21	6	173	4.8
2014-15*	34-18	604/17.8	98-210	.467	7-13	.538	28-39	.718	40	99	139	4.1	71	0	15	32	37	7	231	6.8
2016-17	34-33	839/24.7	177-345	.513	15-39	.385	75-106	.708	76	157	233	6.9	87	2	30	51	42	13	444	13.1
TOTAL	34-33	839/24.7	177-345	.513	15-39	.385	75-106	.708	76	157	233	6.9	87	2	30	51	42	13	444	13.1
All*	104-76	2161/20.8	348-723	.481	22-54	.407	130-193	.674	145	366	511	4.9	235	3	61	118	100	26	848	8.2



#24 KYLE WASHINGTON

FORWARD • 6-9 • 230 • JUNIOR • TR • CHAMPLIN, MINN. (NC STATE)

GAME-BY-GAME STATISTICS

2016-17 (JUNIOR SEASON AT CINCINNATI)

Opponent	Date	gs	min	Total		3-Pointers		Free throws		Rebounds				pf	a	t/o	blk	stl	pts	avg	
				fg	fga	pct	3fg	3fga	pct	ft	fta	pct	off								def
BROWN	11/11/16	*	25	6-11	545	0-2	.000	4-4	1.000	4	8	12	12.0	1	5	3	2	0	16	16.0	
ALBANY	11/14/16	*	20	6-8	750	0-0	.000	1-5	.200	2	1	3	7.5	3	0	0	0	0	13	14.5	
vs Rhode Island	11/19/16	*	37	8-15	533	2-3	.667	5-6	.833	3	7	10	8.3	3	0	2	4	1	23	17.3	
vs Penn State	11/20/16	*	34	7-16	438	0-0	.000	2-2	1.000	3	14	17	10.5	3	2	4	1	0	16	17.0	
SAMFORD	11/23/16	*	22	8-11	727	0-0	.000	2-2	1.000	5	7	12	10.8	4	1	1	3	0	18	17.2	
LIPSCOMB	11/26/16	*	23	6-9	667	0-0	.000	3-5	.600	1	1	2	9.3	3	2	1	1	1	15	16.8	
at Iowa State	12-01-16	*	31	6-15	400	1-3	.333	0-1	.000	4	6	10	9.4	3	1	1	1	0	13	16.3	
BOWLING GREEN	12/04/16	*	23	11-13	846	0-0	.000	2-2	1.000	1	5	6	9.0	2	0	1	3	0	24	17.3	
at Butler	12/10/16	*	19	2-8	250	2-4	.500	1-2	.500	0	0	0	8.0	5	0	1	0	0	7	16.1	
TEXAS SOUTHERN	12/13/16	*	18	4-8	500	0-0	.000	0-2	.000	1	8	9	8.1	0	1	0	1	1	8	15.3	
FAIRLEIGH DICKINSON	12/17/16	*	21	6-7	857	0-0	.000	0-0	.000	2	6	8	8.1	0	0	5	0	0	12	15.0	
MARSHALL	12/22/16	*	14	4-9	444	0-0	.000	0-0	.000	3	2	5	7.8	1	0	2	1	0	8	14.4	
at Temple	12/28/16	*	18	2-9	222	1-3	.333	1-2	.500	3	4	7	7.8	1	0	1	1	0	6	13.8	
TULANE	01/01/17	*	23	3-5	600	0-0	.000	3-3	1.000	0	3	3	7.4	1	4	1	1	2	9	13.4	
at Houston	1/7/17	*	34	8-17	471	1-3	.333	2-4	.500	2	7	9	7.5	3	0	2	2	1	19	13.8	
SMU	01/12/17	*	28	5-7	714	1-1	1.000	0-0	.000	1	4	5	7.4	2	3	2	3	0	11	13.6	
at East Carolina	01/15/17	*	26	6-15	400	0-0	.000	4-4	1.000	3	8	11	7.6	1	0	1	3	0	16	13.8	
TEMPLE	01/18/17	*	22	7-14	500	0-0	.000	2-2	1.000	3	1	4	7.4	1	0	2	1	0	16	13.9	
at Tulane	01/21/17	*	9	2-3	667	0-0	.000	0-0	.000	1	0	1	7.1	5	1	1	1	0	4	13.4	
XAVIER	01/26/17	*	28	4-8	500	0-0	.000	4-14	.286	3	5	8	7.1	3	1	2	4	0	12	13.3	
USF	01/29/17	*	17	5-7	714	0-0	.000	3-4	.750	1	2	3	6.9	1	0	1	1	0	13	13.3	
at Tulsa	02/01/17	*	23	3-7	429	0-0	.000	4-4	1.000	2	6	8	7.0	4	1	3	0	0	10	13.1	
UCONN	02/04/17	*	30	11-18	611	3-5	.600	2-2	1.000	0	8	8	7.0	4	2	3	0	0	27	13.7	
UCF	02/08/17	*	33	6-13	462	2-5	.400	0-0	.000	4	7	11	7.2	2	1	1	2	4	14	13.8	
at SMU	02/12/17	*	38	4-11	364	1-4	.250	2-3	.667	3	3	6	7.1	4	0	2	2	1	11	13.6	
at USF	02/15/17	*	26	4-11	364	0-0	.000	5-6	.833	6	3	9	7.2	1	1	0	2	0	13	13.6	
TULSA	02/18/17	*	31	7-9	778	0-0	.000	4-7	.571	1	5	6	7.1	3	1	1	2	1	18	13.8	
MEMPHIS	02/23/17	*	25	5-7	714	0-0	.000	6-6	1.000	1	5	6	7.1	4	0	1	0	0	16	13.9	
at UCF	2/26/17	*	30	3-15	200	1-2	.500	0-0	.000	2	7	9	7.2	2	0	1	0	0	7	13.6	
HOUSTON	03/02/17	*	27	3-11	273	0-1	.000	3-3	1.000	4	3	7	7.2	3	1	3	0	0	9	13.5	
at UConn	3/5/17	*	21	2-6	333	0-1	.000	3-4	.750	2	4	6	7.1	4	2	1	0	1	7	13.3	
vs Tulsa	3/10/17	*	24	8-10	800	0-0	.000	5-6	1.000	2	4	6	7.1	2	0	0	0	0	21	13.5	
at UConn	3/11/17	*	15	0-5	000	0-1	.000	0-0	.000	0	1	1	6.9	4	0	0	0	0	0	13.1	
vs SMU	3/12/17	*	24	5-7	714	0-1	.000	2-2	1.000	3	2	5	6.9	4	0	1	0	0	12	13.1	
Totals			33	839	177-345	.513	15-39	.385	75-106	.708	76	157	233	6.9	87	30	51	42	13	444	13.1

2013-14 (FRESHMAN SEASON AT NC STATE)

Opponent	Date	S	Min	TOTAL			3PTERS			REBOUNDS									
				FG-FGA	Pct	3FG-FGA	Pct	FT-FTA	Pct	Off-Def-Tot	Avg	PF-FO	A	TO	Blk	Stl	Pts-Avg		
APPALACHIAN ST	11/8/13	*	22	0-4	.000	0-0	.000	0-0	.000	2-1-3	3.0	1-0	0	2	0	0	0-0.0		
at Cincinnati	11/12/13	*	11	0-2	.000	0-0	.000	0-0	.000	1-1-2	2.5	3-0	0	0	0	0	0-0.0		
CAMPBELL	11/16/13	*	7	1-1	1.000	0-0	.000	0-0	.000	0-0-0	1.7	0-0	0	2	0	0	2-0.7		
N.C. CENTRAL	11/20/13		10	1-2	.500	0-0	.000	0-0	.000	1-1-2	1.8	0-0	0	0	0	0	2-1.0		
FLA GULF COAST	11/26/13		15	3-6	.500	0-0	.000	0-0	.000	0-5-5	2.4	4-0	2	2	0	0	6-2.0		
EASTERN KY	11/30/13		9	0-1	.000	0-0	.000	1-2	.500	0-2-2	2.3	0-0	0	0	0	0	1-1.8		
NORTHWESTERN	12/4/13		15	0-1	.000	0-0	.000	1-2	.500	1-3-4	2.6	1-0	1	0	0	0	1-1.7		
LONG BEACH STATE	12/7/13		16	3-6	.500	0-0	.000	0-0	.000	1-2-3	2.6	2-0	1	0	2	0	6-2.3		
DETROIT	12/14/13		26	2-3	.667	0-0	.000	4-4	1.000	2-4-6	3.0	1-0	1	1	0	0	8-2.9		
at Tennessee	12/18/13		23	2-3	.667	0-0	.000	1-2	.500	0-7-7	3.4	3-0	1	3	2	1	5-3.1		
EAST CAROLINA	12/21/13		16	0-1	.000	0-0	.000	0-0	.000	0-2-2	3.3	0-0	2	0	0	0	0-2.8		
MISSOURI	12/28/13		24	5-7	.714	0-0	.000	0-0	.000	0-3-3	3.3	1-0	0	0	2	0	10-3.4		
at UNC Greensboro	12/30/13		22	2-7	.286	0-0	.000	0-0	.000	1-3-4	3.3	3-0	0	0	0	0	4-3.5		
PITTSBURGH	1/4/14		17	1-3	.333	0-0	.000	0-0	.000	2-1-3	3.3	1-0	1	1	0	0	2-3.4		
at Notre Dame	1/7/14	*	18	2-4	.500	0-0	.000	1-1	1.000	0-1-1	3.1	3-0	0	2	0	0	5-3.5		
VIRGINIA	1/11/14	*	20	3-5	.600	0-0	.000	1-1	1.000	2-3-5	3.3	3-0	0	2	4	0	7-3.7		
at Wake Forest	1/15/14	*	14	2-3	.667	0-0	.000	0-0	.000	0-5-5	3.4	4-0	1	0	1	0	4-3.7		
at Duke	1/18/14	*	35	4-11	.364	0-0	.000	0-2	.000	2-3-5	3.4	2-0	0	4	1	1	8-3.9		
MARYLAND	1/20/14	*	26	3-6	.5000	0-0	.000	0-0	.000	2-8-10	3.8	2-0	2	3	0	0	6-4.1		
GEORGIA TECH	1/26/14	*	18	4-6	.667	0-0	.000	0-0	.000	0-3-3	3.8	4-0	0	0	0	0	8-4.3		
FLORIDA STATE	1/29/14	*	28	3-7	.429	0-0	.000	1-2	.500	1-6-7	3.9	2-0	0	1	2	0	7-4.4		
at North Carolina	2/1/14	*	20	0-8	.000	0-0	.000	1-2	.500	1-4-5	4.0	3-0	0	1	2	0	1-4.2		
at Miami	2/8/14	*	18	0-3	.000	0-0	.000	0-2	.000	0-3-3	3.9	3-0	0	0	0	0	0-4.0		
WAKE FOREST	2/11/14	*	21	2-6	.333	0-0	.000	3-6	.500	1-3-4	3.9	2-0	0	1	0	0	7-4.2		
at Syracuse	2/15/14	*	33	7-11	.636	0-1	.000	0-0	.000	1-9-10	4.2	4-0	0	1	0	1	14-4.6		
at Clemson	2/18/14	*	26	3-6	.500	0-0	.000	1-2	.500	0-0-0	4.0	3-0	0	2	0	2	7-4.7		
at Virginia Tech	2/22/14	*	32	6-11	.545	0-0	.000	1-3	.333	2-3-5	4.0	5-1	1	2	1	0	13-5.0		
NORTH CAROLINA	2/26/14	*	35	1-4	.250	0-1	.000	0-1	.333	1-9-10	4.3	3-0	0	2	4	0	2-4.9		
MIAMI	3/1/14	*	32	3-7	.429	0-0	.000	7-9	.778	2-3-5	4.3	1-0	1	0	0	0	13-5.1		
at Pittsburgh	3/3/14	*	19	0-3	.000	0-0	.000	0-2	.000	0-0-0	4.1	2-0	1	1	0	0	0-5.0		
BOSTON COLLEGE	3/9/14	*	19	1-3	.333	0-0	.000	2-2	1.000	0-0-0	4.0	1-0	0	1	0	0	4-4.9		
vs. Miami	3/13/14	*	15	2-4	.500	0-0	.000	0-0	.000	0-1-1	3.9	1-0	0	0	0	1	4-4.9		
vs. Syracuse	3/14/14	*	20	1-5	.200	0-0	.000	1-2	.500	2-5-7	4.0	3-0	1	0	0	0	3-4.8		
vs. Duke	3/15/14	*	15	2-4	.500	0-0	.000	1-1	1.000	1-3-4	4.0	2-0	0	0	0	0	5-4.9		
vs. Xavier	3/18/14	*	11	3-3	1.000	0-0	.000	0-0	.000	0-2-2	3.9	3-0	0	1	0	0	6-4.9		
vs. Saint Louis	3/20/14	*	10	1-1	1.000	0-0	.000	0-0	.000	0-1-1	3.9	1-0	0	0	0	0	2-4.8		
Totals			25	718	73-168	.435	0-2	.000	27-48	.563	29-110-139	3.9	77-1	16	35	21	6	173-6.8	

2014-15 (SOPHOMORE SEASON AT NC STATE)

Opponent	Date	S	Min	TOTAL			3PTERS			REBOUNDS									
				FG-FGA	Pct	3FG-3GA	Pct	FT-FTA	Pct	Off-Def	Total	Avg	PF-FO	A	TO	Bk	Stl	Pts-Avg	
JACKSON STATE	11/14/14	*	18	2-5	400	0-0	.000	3-4	750	0-9-9	9.0	1-0	1-1	2	0	7-7.0			
HOFSTRA	11/17/14	*	21	1-6	.167	0-1	.000	0-1	.000	1-5-6	7.5	4-0	0	3	1	0	2-4.5		
JACKSONVILLE	11/20/14	*	12	3-4	750	0-0	.000	1-1	1,000	0-1-1	5.3	4-0	1	0	2	0	7-5.3		
USF	11/23/14		16	4-10	400	0-0	.000	0-0	.000	2-3-5	5.3	1-0	0	0	0	0	8-6.0		
RICHMOND	11/26/14		27	3-6	500	1-1	1,000	2-2	1,000	3-2-5	5.2	0-0	0	2	2	0	9-6.6		
BOISE STATE	11/28/14		21	3-8	375	0-1	.000	2-2	1,000	0-6-6	5.3	3-0	0	0	0	0	8-6.6		
at Purdue	12/2/14		28	8-15	.533	1-1	1,000	0-0	.000	3-6-9	5.9	2-0	0	0	2	0	17-8.3		
WAKE FOREST	12/6/14		20	3-5	600	0-0	.000	0-1	.000	0-3-3	5.5	2-0	0	2	1	1	6-8.0		
CHARLESTON SO.	12/12/14		17	2-4	500	0-0	.000	0-0	.000	2-0-2	5.1	2-0	2	1	3	0	4-7.6		
WOFFORD	12/14/14		20	1-7	.143	0-0	.000	0-0	.000	1-4-5	5.1	3-0	0	3	1	1	2-7.0		
TENNESSEE	12/17/14	*	15	0-3	.000	0-1	.000	2-2	1,000	0-2-2	4.8	0-0	0	1	1	0	2-6.5		
vs. West Virginia	12/20/14	*	30	1-3	.333	0-0	.000	3-4	750	1-1-2	4.6	3-0	1	1	1	0	5-6.4		
LOUISIANA TECH	12/23/14	*	24	5-8	.625	0-0	.000	1-1	1,000	2-8-10	5.0	3-0	0	1	1	1	11-6.8		
CINCINNATI	12/30/14	*	22	4-10	.4000	0-0	.000	2-2	1,000	3-3-6	5.1	2-0	0	2	1	1	10-7.0		
PITTSBURGH	1/3/15	*	10	0-3	.000	0-0	.000	0-0	.000	0-2-2	4.9	3-0	0	1	1	0	0-6.5		
at Virginia	1/7/15	*	24	6-11	.545	1-3	.333	0-2	.000	3-7-10	5.2	2-0	0	2	0	0	13-6.9		
DUKE	1/11/15	*	20	4-7	.571	1-1	1,000	0-0	.000	0-2-2	5.0	3-0	3	0	4	0	9-7.1		
NORTH CAROLINA	1/14/15	*	30	8-14	.571	1-1	1,000	0-0	.000	2-1-3	4.9	3-0	1	1	1	1	17-7.6		
at Florida State	1/17/15	*	24	4-8	500	0-0	.000	0-0	.000	2-4-6	4.9	2-0	0	1	4	1	8-7.6		
at Miami	1/22/15	*	16	4-9	444	0-0	.000	0-0	.000	1-0-1	4.8	4-0	1	0	1	0	8-7.7		
NOTRE DAME	1/25/15	*	23	6-8	750	0-0	.000	0-0	.000	2-4-6	4.8	2-0	1	1	0	0	12-7.9		
CLEMSON	1/28/15	*	14	1-6	.167	0-0	.000	1-2	.5000	1-2-3	4.7	3-0	0	0	1	0	3-7.6		
at Georgia Tech	1/31/15	*	35	5-12	.417	0-0	.000	4-4	1,000	2-3-5	4.7	4-0	1	1	1	0	14-7.9		
at Wake Forest	2/3/15	*	13	1-2	.500	0-0	.000	0-0	.000	0-3-3	4.7	4-0	0	3	0	0	2-7.7		
VIRGINIA	2/11/15	*	28	3-8	.375	1-2	.500	0-0	.000	3-3-6	4.7	0-0	0	2	3	1	7-7.6		
at Louisville	2/14/15		7	1-3	.333	0-0	.000	0-0	.000	1-3-4	4.7	1-0	0	0	0	0	2-7.4		
at North Carolina	2/24/15		13	0-3	.000	0-0	.000	0-0	.000	0-3-3	4.6	0-0	0	0	0	0	0-7.1		
at Boston College	2/28/15		18	5-8	.625	0-0	.000	4-7	.571	3-4-7	4.7	1-0	0	1	0	0	14-7.4		
SYRACUSE	3/7/15		6	0-1	.000	0-0	.000	0-0	.000	0-1-1	4.6	1-0	0	0	3	0	0-7.1		
vs. Pittsburgh	3/11/15		5	0-0	.000	0-0	.000	0-0	.000	0-1-1	4.5	0-0	1	0	0	0	0-6.9		
vs. Duke	3/12/15		3	1-2	.500	0-0	.000	0-0	.000	0-0-0	4.3	0-0	0	0	0	0	2-6.7		
vs. LSU	3/19/15		12	4-5	.800	1-1	1,000	0-0	.000	2-2-4	4.3	4-0	1	1	0	0	9-6.8		
vs. Villanova	3/21/15		3	1-1	1,000	0-0	.000	0-0	.000	0-0-0	4.2	1-0	1	0	0	0	2-6.7		
vs. Louisville	3/27/15		9	4-5	.800	0-0	.000	3-4	750	0-1-1	4.1	3-0	0	1	0	0	11-6.8		
Totals			18	604	98-210	.467	7-13	.538	28-39	.718	40-99-139	4.1	71-0	15	32	37	7	231-6.8	



#25 KEVIN JOHNSON

GUARD • 6-3 • 185 • SENIOR • 3L • CINCINNATI, OHIO (SUMMIT COUNTRY DAY)

CONFERENCE AWARDS

» Weekly Honor Roll (12/19/16)

MOMENTS

» Hit the potential game-winning three-pointer with 0.8 seconds left in triple overtime against UConn (3/11/16) in the quarterfinals of the American Championship

» Sank a pair of free throws with 11 seconds remaining to help secure a 61-60 road win at Houston (1/17/14)

» Nailed a three-pointer with 36 seconds left to help send Cincinnati to a 61-58 win over UCF in 2014 American Championship quarterfinals

2016-17 Season (Senior): Tallied 15 points with a trio of threes against Tulsa (2/18) ... scored a team-high 14 points on 6-of-12 shooting with three steals at USF (2/15) ... posted 16 points on 6-of-10 shooting with a trio of threes against Temple (1/18) ... scored 15 points on 6-of-10 shooting with a trio of threes against Tulane (1/1) ... registered 12 points with a pair of threes and three assists against Marshall (12/22) ... tallied a career-high 18 points with four threes and three steals against Fairleigh Dickinson (12/17) ... scored 11 points and grabbed four rebounds in a career-high 39 minutes at Iowa State (12/1).

2015-16 Season (Junior): Played in all 33 games with two starts, averaging 6.1 points, 1.8 rebounds and 1.7 assists in 21.2 minutes ... scored a season-high 15 points with four three-pointers in 22 minutes against Houston (1/13) ... hit a three-pointer with 0.8 seconds left in the third overtime that gave UC an 88-85 lead prior to a 70-foot three-pointer by UConn guard Jalen Adams forced a fourth overtime in the 104-97 four-overtime Huskies win in the quarterfinals of the American Championship (3/11) ... reached double figures in scoring in six games ... swiped as many as three steals in three games.

2014-15 Season (Sophomore): Started 24 of 34 games played, averaging 6.5 points, 1.4 rebounds, and 1.3 assists in 21.8 minutes ... ranked third on the team in scoring in January, averaging 8.3 points with a team-best 14 three-pointers ... scored in double figures in eight games and handed out three or more assists six times ... posted a season-high 15 points with a season-best four three-pointers at Tulane (2/28) ... had 14 points with a season-best four three-pointers against Temple (1/17) ... registered 13 points with a trio of three-pointers and four rebounds at UCF (1/25) ... recorded 12 points and a season-high five rebounds with two assists and two steals at Houston (2/21).

2013-14 Season (Freshman): Played in 33 games as a reserve, averaging 3.7 points and 1.0 rebounds in 10.2 minutes ... led the team in free-throw shooting (86.7 percent), making 26 of 30 attempts, including several in clutch situations ... made his last 19 free throws of the season ... made a pair of free throws with 11 seconds left in UC's 61-60 win at Houston (1/7) ... hit a three-pointer with 36 seconds left to secure UC's win over UCF (3/13) in the quarterfinals of the American Championship ... scored a season-high 11 points on 4-of-6 shooting to go with four rebounds against Nebraska (12/28).

Prior to Cincinnati: Averaged 21 points and five rebounds as a senior at Summit Country Day, helping the Silver Knights to a 25-1 record and second-place regional finish ... guided his team to a 26-1 record and the school's first Division III state crown as a junior while averaging 14.1 points, 6.6 rebounds and 2.8 assists ... earned most valuable player award in 2012 state championship game ... tabbed co-player of the year as a junior and senior ... earned co-Mr. Basketball accolades as a senior ... selected a Top 150 prospect and Top 30 shooting guard by Rivals.com ... coached by Michael Bradley.

SEASON & CAREER STATISTICS

2016-17 SEASON

18 vs. Fairleigh Dickinson, 12/17/16	Pts	18 vs. Fairleigh Dickinson, 12/17/16
12, 3x (last at USF, 2/15/17)	FG Atts	14 vs. Robert Morris, 11/15/15
6, 4x (last at USF, 2/15/17)	FG Made	6, 4x (last at USF, 2/15/17)
8, 3x (last at SMU, 2/12/17)	3PT-FG Atts	9, 2x (last vs. Houston, 1/13/16)
4 vs. Fairleigh Dickinson, 12/17/16	3PT-FG Made	4, 5x (last vs. Fairleigh Dickinson, 12/17/16)
6 at Temple, 12/28/16	FT Atts	6, 3x (last at Temple, 12/28/16)
5 at Temple, 12/28/16	FT Made	5, 2x (last at Temple, 12/28/16)
5, 2x (last at East Carolina, 1/15/17)	Rebs	6 at Temple, 1/16/16
4, 3x (last vs. Houston, 3/2/17)	Assts	4, 5x (last vs. Houston, 3/2/17)
3, 6x (last at USF, 2/15/17)	Stls	4 vs. Wagner, 12/23/14
1, 3x (last vs. Marshall, 12/22/16)	Blks	2 vs. Stony Brook, 12/2/14
39 at Iowa State, 12/1/16	Mins	39 at Iowa State, 12/1/16

MISCELLANEOUS STATISTICS

CATEGORY	2013-14	2014-15	2015-16	2016-17	CAREER
Double-Figure Scoring Games	2	8	6	13	28
Double-Figure Rebounding Games	0	0	0	0	0
Double-Double Games	0	0	0	0	0
20-Point Scoring Games	0	0	0	0	0
Games Led UC in Scoring	0	4	2	2	8
Games Led UC in Rebounding	0	0	0	0	0
Games Led UC in Assists	0	4	3	1	8
Games With 3+ Assists	3	6	10	4	23
Games With 3+ Blocks	0	0	0	0	0
Games With 3+ Steals	0	1	3	6	10
Games With 3+ Three-Pointers	0	5	3	8	16

Personal: Born June 11, 1995 in Cincinnati, Ohio ... son of Katrice Rosser-Johnson and Kevin Johnson Sr. ... right-handed.

CAREER STATISTICS

			Total		3-Point		F-Throws		Rebounds											Scoring	
Season	gp-gs	min/avg	fg-fga	pct	fg-fga	pct	ft-fga	pct	off	def	tot	avg	pf	fo	ast	to	blk	stl	pts	avg	
2013-14	33-0	338/10.2	41-103	.398	15-48	.313	26-30	.867	14	19	33	1.0	42	0	21	17	3	13	123	3.7	
2014-15	34-24	742/21.8	74-195	.379	43-123	.350	29-44	.659	6	40	46	1.4	68	0	45	54	4	28	220	6.5	
2015-16	33-2	700/21.2	68-196	.347	40-130	.308	24-32	.750	24	34	58	1.8	51	0	55	38	2	30	200	6.1	
2016-17	34-34	955/28.1	95-255	.373	48-156	.308	33-40	.825	22	51	73	2.1	58	0	45	37	4	44	271	8.0	
TOTAL	134-60	2735/20.4	278-749	.371	146-457	.319	112-146	.767	66	144	210	1.6	219	0	166	146	13	115	814	6.1	



#25 KEVIN JOHNSON

GUARD • 6-3 • 185 • SENIOR • 3L • CINCINNATI, OHIO (SUMMIT COUNTRY DAY)

GAME-BY-GAME STATISTICS

2016-17 (SENIOR SEASON)


Opponent	Date	gs	min	Total		3-Pointers		Free throws		Rebounds			pf	a	tlo	blk	stl	pts	avg		
				fg-fga	pct	3fg-fga	pct	ft-fga	pct	off	def	tot								avg	
BROWN	11/11/16	*	18	0-3	.000	0-3	.000	0-0	.000	1	1	2	2.0	1	1	1	0	0	0.0		
ALBANY	11/14/16	*	25	2-6	.333	0-4	.000	0-0	.000	2	2	4	3.0	2	0	3	0	2	4.0		
vs Rhode Island	11/19/16	*	20	1-4	.250	1-3	.333	0-0	.000	1	0	1	2.3	3	0	2	0	3	2.3		
vs Penn State	11/20/16	*	25	1-4	.250	1-3	.333	0-2	.000	0	1	1	2.0	1	1	0	2	3	2.5		
SAMFORD	11/23/16	*	35	4-12	.333	2-8	.250	0-0	.000	1	0	1	1.8	4	2	2	0	3	10.4		
LIPSCOMB	11/26/16	*	31	4-8	.500	1-4	.250	4-5	.800	0	3	3	2.0	0	1	2	0	1	13.5		
at Iowa State	12-01-16	*	39	4-10	.400	1-5	.200	2-2	1.000	0	4	4	2.3	2	1	0	0	1	11.6		
BOWLING GREEN	12/04/16	*	28	2-4	.500	0-1	.000	2-2	1.000	0	2	2	2.3	3	2	1	0	1	6.6		
at Butler	12/10/16	*	29	2-9	.222	0-4	.000	0-0	.000	1	1	2	2.2	2	1	0	1	4	6.0		
TEXAS SOUTHERN	12/13/16	*	26	5-9	.556	0-4	.000	0-0	.000	0	2	2	2.2	2	1	0	0	1	10.6		
FAIRLEIGH DICKINSON	12/17/16	*	25	6-10	.600	4-6	.667	2-2	1.000	1	1	2	2.2	2	1	2	1	3	18.7		
MARSHALL	12/22/16	*	37	5-9	.556	2-5	.400	0-0	.000	0	2	2	2.2	2	3	1	1	2	12.7		
at Temple	12/28/16	*	27	0-3	.000	0-2	.000	5-6	.833	1	2	3	2.2	1	0	2	0	1	5.7		
TULANE	01/01/17	*	27	6-10	.600	3-6	.500	0-0	.000	0	3	3	2.3	1	2	3	0	0	15.8		
at Houston	01/07/17	*	31	2-9	.222	2-4	.500	4-4	1.000	2	3	5	2.5	2	1	1	0	1	10.8		
SMU	01/12/17	*	30	3-9	.333	3-7	.429	0-0	.000	0	0	0	2.3	1	1	0	0	0	9.8		
at East Carolina	01/15/17	*	29	2-11	.182	1-3	.333	0-0	.000	2	3	5	2.5	2	4	0	3	5	8.1		
TEMPLE	01/18/17	*	29	6-10	.600	3-5	.600	1-2	.500	0	2	2	2.4	2	4	1	0	1	16.8		
at Tulane	01/21/17	*	37	5-12	.417	3-8	.375	1-2	.500	0	2	2	2.4	2	1	2	0	3	14.8		
XAVIER	01/26/17	*	26	2-6	.333	1-3	.333	0-0	.000	1	3	4	2.5	1	1	1	1	2	5.7		
USF	01/29/17	*	19	1-8	.125	1-5	.200	0-0	.000	0	1	1	2.4	3	0	0	0	0	3.4		
at Tulsa	02/01/17	*	25	1-5	.200	0-4	.000	4-4	1.000	0	0	0	2.3	1	0	2	0	3	6.8		
UCONN	02/04/17	*	29	2-5	.400	2-4	.500	0-0	.000	0	2	2	2.3	0	1	1	0	0	6.2		
UCF	02/08/17	*	20	3-5	.600	3-5	.600	0-0	.000	0	0	0	2.2	1	0	1	0	0	9.2		
at SMU	02/12/17	*	33	5-10	.500	3-8	.375	0-0	.000	0	2	2	2.2	3	2	2	0	2	13.8		
at USF	02/15/17	*	30	6-12	.500	2-6	.333	0-0	.000	1	0	1	2.2	3	1	1	0	3	14.8		
TULSA	02/18/17	*	31	5-8	.625	3-5	.600	2-2	1.000	3	0	3	2.2	1	1	2	0	2	15.9		
MEMPHIS	02/23/17	*	29	2-9	.222	2-7	.286	1-2	.500	1	2	3	2.2	1	3	0	0	1	7.8		
at UCF	02/26/17	*	29	2-6	.333	1-4	.250	1-1	1.000	1	1	2	2.2	4	1	1	0	2	6.7		
HOUSTON	03/02/17	*	36	3-8	.375	1-4	.250	0-0	.000	0	4	4	2.3	0	4	0	0	2	7.8		
at UConn	3/5/17	*	22	1-6	.167	1-5	.200	2-2	1.000	0	1	1	2.2	1	1	0	0	0	5.8		
vs Tulsa	3/10/17	*	27	2-8	.250	1-5	.200	2-2	1.000	1	0	1	2.2	3	0	1	0	1	7.8		
at UConn	3/11/17	*	26	0-2	.000	0-2	.000	0-0	.000	1	0	1	2.2	1	1	0	0	0	0.2		
vs SMU	3/12/17	*	25	0-5	.000	0-4	.000	0-0	.000	1	1	2	2.1	0	1	0	0	0	0.0		
Totals			34	955	95-255	.373	48-156	.308	33-40	.825	22	51	73	2.1	58	45	37	4	44	271	8.0

2014-15 (SOPHOMORE SEASON)

Opponent	Date	gs	min	Total		3-Pointers		Free throws		Rebounds			pf	a	tlo	blk	stl	pts	avg		
				fg-fga	pct	3fg-fga	pct	ft-fa	pct	off	def	tot								avg	
SAINT FRANCIS	11/14/14		17	3-5	.600	0-2	.000	1-2	.500	0	0	0	0.0	1	2	2	0	1	7.0		
MOREHEAD STATE	11/19/14		4	0-0	.000	0-0	.000	0-0	.000	0	0	0	0.0	0	0	0	0	0	3.5		
EASTERN ILLINOIS	11/23/14	*	18	0-6	.000	0-5	.000	2-3	.667	0	3	3	1.0	2	1	3	0	0	2.3		
N.C. CENTRAL	11/25/14	*	23	3-5	.600	3-4	.750	0-0	.000	0	0	0	0.8	1	1	1	0	0	9.4		
vs Middle Tennessee	11/28/14	*	23	2-6	.333	2-5	.400	0-0	.000	0	3	3	1.2	0	0	3	0	0	6.4		
vs Ole Miss	11/29/14	*	32	1-6	.167	0-5	.000	0-0	.000	0	1	1	1.2	2	1	0	0	0	2.4		
STONY BROOK	12/02/14	*	25	4-6	.667	2-2	1.000	2-5	.400	0	3	3	1.4	3	1	1	2	1	12.5		
at Nebraska	12/13/14	*	25	1-7	.143	1-5	.200	0-0	.000	0	1	1	1.4	3	0	1	0	0	3.5		
SAN DIEGO STATE	12/17/14	*	21	2-3	.667	1-2	.500	4-4	1.000	0	1	1	1.3	3	1	3	0	1	9.5		
VCU	12/20/14		17	1-3	.333	0-2	.000	0-0	.000	0	0	0	1.2	1	0	3	0	0	2.2		
WAGNER	12/23/14	*	21	5-8	.625	1-3	.333	0-0	.000	0	2	2	1.2	2	3	1	0	4	11.5		
at NC State	12/30/14	*	24	1-5	.200	0-3	.000	0-0	.000	0	0	0	1.2	3	1	1	0	2	5.4		
SMU	01/03/15	*	16	1-3	.333	1-3	.333	2-2	1.000	0	1	1	1.2	4	0	4	1	1	5.4		
EAST CAROLINA	01/06/15	*	21	5-9	.556	2-4	.500	0-1	.000	0	1	1	1.1	0	0	1	0	1	12.9		
at UConn	01/10/15	*	25	1-8	.125	0-4	.000	4-4	1.000	0	2	2	1.2	4	2	1	0	0	6.9		
at Memphis	01/15/15	*	25	2-5	.400	1-4	.250	0-0	.000	0	0	0	1.1	1	3	1	0	2	5.8		
TEMPLE	01/17/15	*	31	5-7	.714	4-5	.800	0-0	.000	1	1	2	1.2	2	1	0	0	2	14.6		
HOUSTON	01/21/15	*	20	1-5	.200	1-3	.333	0-0	.000	0	1	1	1.2	3	2	0	0	1	3.1		
at UCF	01/25/15	*	23	3-9	.333	3-7	.429	4-4	1.000	1	3	4	1.3	3	1	0	0	2	13.6		
UCONN	01/29/15	*	24	2-4	.500	2-4	.500	2-4	.500	0	0	0	1.3	4	2	1	0	2	8.6		
at East Carolina	02/01/15	*	28	1-8	.125	0-7	.000	0-0	.000	0	1	1	1.2	4	3	2	1	0	2.6		
at SMU	02/05/15	*	22	0-4	.000	0-2	.000	0-0	.000	0	0	0	1.2	2	2	3	0	1	0.0		
USF	02/07/15	*	22	4-11	.364	3-6	.500	0-0	.000	0	1	1	1.2	3	3	1	0	0	11.6		
at Temple	02/10/15	*	36	2-9	.222	2-5	.400	0-2	.000	1	2	3	1.3	1	3	1	0	1	6.6		
TULANE	02/14/15	*	27	1-4	.250	0-2	.000	0-0	.000	0	2	2	1.3	1	3	2	0	1	2.6		
XAVIER	02/18/15	*	14	1-4	.250	0-2	.000	0-0	.000	0	1	1	1.3	1	0	2	0	1	2.9		
at Houston	02/21/15	*	31	4-8	.500	2-4	.500	2-3	.667	0	5	5	1.4	2	2	4	0	2	12.6		
UCF	02/25/15	*	15	3-3	1.000	2-2	1.000	0-0	.000	0	1	1	1.4	0	4	0	0	0	8.2		
at Tulane	02/28/15	*	21	5-8	.625	4-6	.667	1-2	.500	1	1	2	1.4	4	2	0	0	1	15.6		
at Tulsa	03/04/15	*	15	3-7	.429	1-4	.250	1-2	.500	2	0	2	1.4	1	1	1	0	0	8.6		
MEMPHIS	03/08/15	*	20	2-7	.286	1-4	.250	4-6	.667	0	1	1	1.4	1	1	2	0	1	9.6		
vs UConn	3/13/15	*	15	1-4	.250	1-1	1.000	0-0	.000	0	0	0	1.4	1	1	2	0	0	3.6		
vs Purdue	3/19/15	*	22	3-5	.600	2-4	.500	0-0	.000	0	1	1	1.4	1	2	0	0	0	8.6		
vs Kentucky	3/21/15	*	19	1-3	.333	1-2	.500	0-0	.000	0	1	1	1.4	1	0	2	0	0	3.5		
Totals			24	742	74-195	.379	43-123	.350	29-44	.659	6	40	46	1.4	68	45	54	4	28	220	6.5

2015-16 (JUNIOR SEASON)

Opponent	Date	gs	min	Total		3-Pointers		Free throws		Rebounds			pf	a	tlo	blk	stl	pts	avg	
				fg-fga	pct	3fg-fga	pct	ft-fa	pct	off	def	tot								
WESTERN CAROLINA	11/13/15	20	2-7	286	1-5	200	1-2	.500	0	1	1	1.0	2	3	0	0	0	6.0		
ROBERT MORRIS	11/15/15	23	5-14	357	4-9	444	0-0	.000	3	1	4	2.5	2	3	0	0	2	14.0		
at Bowling Green	11/18/15	20	3-8	375	2-6	333	0	0	1	2	2	2	2	1	0	1	8	9.3		
ARKANSAS-PINE BLUFF	11/22/15	15	1-6	167	0-3	000	3-3	1.000	0	0	1.5	2	2	0	1	0	5	8.3		
SE LOUISIANA	11/24/15	18	1-7	143	1-4	250	0	0	.000	0	1	1	1.4	3	3	2	0	2	3	
vs Nebraska	11/27/15	25	1-5	200	1-3	333	1-2	.500	3	2	5	2.0	1	3	1	0	1	4	6.7	
vs George Washington	11/28/15	25	5-9	556	1-5	200	0	0	.000	2	2	2	2	1	0	0	0	11	7.3	
BUTLER	12/2/15	26	3-5	600	2-3	667	1-2	.500	2	1	1	1.9	3	1	2	0	0	9	7.5	
MORGAN STATE	12/6/15	22	4-8	500	2-6	333	0	0	.000	2	1	3	2	1	3	3	0	2	10.8	
at Xavier	12/12/15	16	1-2	500	1-2	500	0	0	.000	0	0	1.8	2	1	3	0	1	3	7.3	
NORFOLK STATE	12/15/15	10	0-2	000	0-2	000	0	0	.000	1	0	1	1.7	3	1	3	0	0	6.6	
at VCU	12/19/15	15	0-2	000	0-2	000	4-4	1.000	0	1	1	1.7	1	0	0	0	1	4	6.4	
IOWA STATE	12/22/15	19	3-4	750	2-3	667	0	0	.000	1	0	1	1.6	3	0	2	0	8	6.5	
TEMPLE	12/29/15	13	1-4	250	1-3	333	0	0	.000	0	0	1.5	2	0	1	0	0	3	6.3	
TULSA	1/2/16	21	2-8	250	2-5	400	1-2	.500	1	0	0	1.5	1	1	2	0	2	7	6.3	
at SMU	01/07/16	12	2-4	500	1-3	333	0	0	.000	0	0	1	0	4	0	0	0	5	6.3	
USF	1/10/16	17	1-4	250	0-3	000	0	0	.000	2	2	1.4	2	2	2	0	0	2	6.0	
HOUSTON	1/13/16	22	5-12	417	4-9	444	1-2	.500	0	3	3	1.5	0	1	0	0	2	15	6.5	
at Temple	01/16/16	24	1-7	143	0-5	000	0	0	.000	2	4	6	1.7	1	4	3	0	2	6.3	
MEMPHIS	01/21/16	20	3-7	429	1-5	200	2-3	.667	1	3	4	1.9	3	1	0	0	3	9	6.4	
TULANE	01/24/16	18	0-2	000	0-1	000	3-4	.750	0	2	2	1.9	2	1	0	0	1	3	6.2	
at UCONN	1/28/16	16	1-5	200	1-4	250	0	0	.000	0	0	1.8	0	4	1	0	1	3	6.1	
USF	02/04/16	17	2-4	500	1-3	333	4-4	1.000	0	2	2	1.8	1	1	2	0	0	9	6.2	
at Memphis	2/6/16	13	0-3	000	0-2	000	0	0	.000	0	0	1.7	4	0	2	0	0	0	6.0	
at UCF	2/9/16	33	5-11	455	3-4	750	0	0	.000	2	1	3	1.8	2	2	2	0	3	13	6.2
EAST CAROLINA	2/13/16	29	5-10	500	3-8	375	0	0	.000	0	2	2	1.8	0	3	1	0	0	13	6.5
at Tulsa	02/18/16	21	1-7	143	0-3	000	0	0	.000	0	1	1	1.7	1	3	0	0	1	2	6.3
UCONN	2/20/16	21	3-5	600	2-3	667	0	0	.000	1	1	2	1.8	0	0	2	0	1	8	6.4
at East Carolina	2/27/16	* 36	1-7	143	0-4	000	0	0	.000	2	2	4	1.8	1	3	0	0	1	2	6.2
at Houston	3/3/16	31	1-4	250	1-3	333	0	0	.000	1	1	2	1.8	3	2	1	1	0	3	6.1
SMU	03/06/16	24	2-4	500	1-3	333	2-2	1.000	0	0	1.8	0	1	1	1	1	3	7	6.2	
vs UCONN	3.11.16	35	2-6	333	2-4	500	1-2	.500	0	0	1.7	1	1	1	0	0	0	7	6.2	
vs Saint Joseph's	3/18/16	23	1-3	333	0-2	000	0	0	.000	2	1	3	1.8	1	3	0	0	1	2	6.1
Totals		2	700	68-196	347	40-130	308	24-32	.750	24	34	58	1.8	51	55	38	2	30	200	6.1



#32 JON KOZ

GUARD • 6-1 • 190 • FRESHMAN • HS • CLEVELAND, OHIO/BAY HS

2016-17 Season (Freshman): Handed out an assist and pulled down a rebound in three minutes against USF (1/29) ... grabbed a rebound and handed out an assist in one minute against Bowling Green (12/4).

Prior to Cincinnati: Averaged 21.6 points, 4.8 rebounds and 2.4 assists as a senior at Bay High School, helping lead the Rockets to a 25-4 record and the school's first appearance in the Division II state semifinals ... set the school record for career points (1,279) and points in a season (604 as a senior) ... named the Great Lakes Conference Most Valuable Player in 2015-16 ... named all-state twice and all-conference three times ... helped lead Bay High School to two conference championships ... three-year starting quarterback on football team, missed most of senior campaign due to injury but still helped the Rockets to a 10-win season ... guided the team to the school's first playoff wins as a junior ... coached in basketball by Jared Shetzer and football by Ron Rutt.

Personal: Born December 19, 1997 in Cleveland, Ohio ... Son of Courtney and John Koz ... Has three sisters: Chloe, Claudia and Kayla ... His cousin, Matt Koz, wrestled at Chattanooga ... His dad played football at Baldwin Wallace ... right-handed.

SEASON & CAREER STATISTICS

2016-17 SEASON		CAREER
0	Pts	0
1 vs. USF, 1/29/17	FG Atts	1 vs. USF, 1/29/17
0	FG Made	0
1, 2x (last vs. USF, 1/29/17)	3PT-FG Atts	1, 2x (last vs. USF, 1/29/17)
0	3PT-FG Made	0
0	FT Atts	0
0	FT Made	0
1, 2x (last vs. USF, 1/29/17)	Rebs	1, 2x (last vs. USF, 1/29/17)
1, 2x (last vs. USF, 1/29/17)	Assts	1, 2x (last vs. USF, 1/29/17)
0	Stls	0
0	Blks	0
3 vs. USF, 1/29/17	Mins	3 vs. USF, 1/29/17

MISCELLANEOUS STATISTICS

CATEGORY	2016-17	CAREER
Double-Figure Scoring Games	0	0
Double-Figure Rebounding Games	0	0
Double-Double Games	0	0
20-Point Scoring Games	0	0
Games Led UC in Scoring	0	0
Games Led UC in Rebounding	0	0
Games Led UC in Assists	0	0
Games With 3+ Assists	0	0
Games With 3+ Blocks	0	0
Games With 3+ Steals	0	0
Games With 3+ Three-Pointers	0	0


GAME-BY-GAME STATISTICS

2016-17 (FRESHMAN SEASON)

Opponent	Date	gs	min	Total		3-Pointers		Free Throws		Rebounds				pf	a	to	blk	stl	pts	avg
				fg-fga	pct	3fg-fga	pct	ft-fa	pct	off	def	tot	avg							
ALBANY	11/14/16	1	0-0	.000	0-0	.000	0-0	.000	0	0	0.0	0	0	0	0	0	0	0	0.0	
BOWLING GREEN	12/04/16	1	0-0	.000	0-0	.000	0-0	.000	0	1	0.5	0	1	0	0	0	0	0	0.0	
TEXAS SOUTHERN	12/13/16	1	0-1	.000	0-1	.000	0-0	.000	0	0	0.3	0	0	0	0	0	0	0	0.0	
FAIRLEIGH DICKINSON	12/17/16	2	0-0	.000	0-0	.000	0-0	.000	0	0	0.3	0	0	0	0	0	0	0	0.0	
TULANE	01/01/17	2	0-0	.000	0-0	.000	0-0	.000	0	0	0.2	0	0	0	0	0	0	0	0.0	
USF	01/29/17	3	0-1	.000	0-1	.000	0-0	.000	0	1	0.3	0	1	0	0	0	0	0	0.0	
Totals		0	10	0-2	.000	0-2	.000	0-0	.000	0	2	0.3	0	2	0	0	0	0	0.0	

CAREER STATISTICS

Season	gp-gs	min/avg	Total fg-fga	pct	3-Point fg-fga	pct	F-Throws ft-fa	pct	Rebounds off def tot	avg	pf	fo	ast	to	blk	stl	Scoring pts	avg
2016-17	6-0	10/1.7	0-2	.000	0-2	.000	0-0	.000	0	2	2	0.3	0	0	2	0	0	0.0
TOTAL	6-0	10/1.7	0-2	.000	0-2	.000	0-0	.000	0	2	2	0.3	0	0	2	0	0	0.0



#33 NYSIER BROOKS

CENTER • 6-11 • 240 • FRESHMAN • HS • PHILADELPHIA, PA./ADVANCED PREP INTERNATIONAL

2016-17 Season (Freshman): Scored eight points in a season-high 16 minutes against USF (1/29) ... had four points, three rebounds and two blocks in 12 minutes against No. 24/22 Xavier ... registered a career-high five blocks with four rebounds at East Carolina (1/15) ... had eight points with three rebounds against Fairleigh Dickinson (12/17) ... scored a basket and grabbed four rebounds in eight minutes at Iowa State (12/1) ... posted 10 points on 4-of-5 shooting with four rebounds and three blocks against Samford (11/23).

Prior to Cincinnati: Averaged 14 points, eight rebounds and three assists in 2015-16 with Advanced Prep International ... posted double-double numbers at Life Center Academy (Burlington, New Jersey) during the 2014-15 season, averaging 14 points and 12 rebounds to go along with four blocks ... tabbed a three-star prospect according to all recruiting sites.

Personal: Born Dec. 5, 1996 in Philadelphia, Pennsylvania ... son of Monique Brooks and John Mitchell ... guardian is James Johns ... Has four brothers: Nyeem Brooks, Nymier Brooks, Knoney Mitchell and Ethan Mitchell as well as four sisters: Napree Brooks, Brittany Mitchell, Kaniyah Mitchell and Nyeera Mitchell ... right-handed.

SEASON & CAREER STATISTICS

2016-17 SEASON			CAREER		
10 vs. Samford, 11/23/16	Pts		10 vs. Samford, 11/23/16		
5, 2x (last vs. Fairleigh Dickinson, 12/17/16)	FG Atts	5, 2x (last vs. Fairleigh Dickinson, 12/17/16)			
4 vs. Samford, 11/23/16	FG Made	4 vs. Samford, 11/23/16			
0	3PT-FG Atts	0			
0	3PT-FG Made	0			
4, 5x (last vs. UConn, 3/11/17)	FT Atts	4, 5x (last vs. UConn, 3/11/17)			
2, 5x (last vs. USF, 1/29/17)	FT Made	2, 5x (last vs. USF, 1/29/17)			
5 vs. UConn, 3/11/17	Rebs	5 vs. UConn, 3/11/17			
1, 2x (last at Tulane, 1/21/17)	Assts	1, 2x (last at Tulane, 1/21/17)			
1, 3x (last vs. Fairleigh Dickinson, 12/17/16)	Stls	1, 3x (last vs. Fairleigh Dickinson, 12/17/16)			
5 at East Carolina, 1/15/17	Blks	5 at East Carolina, 1/15/17			
16 vs. USF, 1/29/17	Mins	16 vs. USF, 1/29/17			

MISCELLANEOUS STATISTICS

CATEGORY	2016-17	CAREER
Double-Figure Scoring Games	1	1
Double-Figure Rebounding Games	0	0
Double-Double Games	0	0
20-Point Scoring Games	0	0
Games Led UC in Scoring	0	0
Games Led UC in Rebounding	0	0
Games Led UC in Assists	0	0
Games With 3+ Assists	0	0
Games With 3+ Blocks	2	2
Games With 3+ Steals	0	0
Games With 3+ Three-Pointers	0	0


GAME-BY-GAME STATISTICS

2016-17 (FRESHMAN SEASON)

Opponent	Date	gs	min	Total		3-Pointers		Free throws		Rebounds		pf	a	t/o	blk	stl	pts	avg			
				fg	pct	3fg	pct	ft	pct	off	def								tot	avg	
BROWN	11/11/16	8	0	0	.000	0-0	.000	1-2	.500	0	1	1	1.0	2	0	0	0	1	1.0		
ALBANY	11/14/16	7	0	1	.000	0-0	.000	1-2	.500	0	1	1	1.0	2	1	0	1	0	1	1.0	
vs Rhode Island	11/19/16	1	0	0	.000	0-0	.000	1-2	.500	0	0	0	0.7	0	0	1	0	0	1	1.0	
vs Penn State	11/20/16	4	0	2	.000	0-0	.000	0-0	.000	0	1	1	0.8	2	0	1	0	1	0	0.8	
SAMFORD	11/23/16	15	4	5	.800	0-0	.000	2-3	.667	2	2	4	1.4	0	0	1	3	1	10	2.6	
LIPSCOMB	11/26/16	9	2	4	.500	0-0	.000	1-1	1.000	0	0	0	1.2	2	0	0	0	0	5	3.0	
at Iowa State	12-01-16	8	1	1	1.000	0-0	.000	0-0	.000	3	1	4	1.6	1	0	2	0	0	2	2.9	
BOWLING GREEN	12/04/16	13	2	3	.667	0-0	.000	2-4	.500	1	0	1	1.5	3	0	0	0	0	6	3.3	
at Butler	12/10/16	1	0	0	.000	0-0	.000	0-0	.000	0	0	0	0.0	0	0	0	0	0	0	2.9	
TEXAS SOUTHERN	12/13/16	10	2	3	.667	0-0	.000	2-2	1.000	0	2	2	1.4	2	0	0	1	0	6	3.2	
FAIRLEIGH DICKINSON	12/17/16	15	3	5	.600	0-0	.000	2-4	.500	1	2	3	1.5	2	0	0	1	1	8	3.6	
MARSHALL	12/22/16	10	1	2	.500	0-0	.000	0-0	.000	0	0	0	1.4	1	0	0	1	0	2	3.5	
at Temple	12/28/16	3	0	1	.000	0-0	.000	0-0	.000	1	1	2	1.5	2	0	1	1	0	0	3.2	
TULANE	01/01/17	15	2	3	.667	0-0	.000	1-2	.500	0	1	1	1.4	5	0	1	1	0	5	3.4	
at Houston	1/7/17	5	0	0	.000	0-0	.000	0-0	.000	0	1	1	1.4	1	0	1	0	0	0	3.1	
SMU	01/12/17	2	0	0	.000	0-0	.000	0-0	.000	0	0	0	1.3	1	0	0	0	0	0	2.9	
at East Carolina	01/15/17	13	1	3	.333	0-0	.000	0-0	.000	1	3	4	1.5	1	0	2	5	1	2	2.9	
TEMPLE	01/18/17	9	1	1	1.000	0-0	.000	0-0	.000	1	0	1	1.4	1	0	0	2	0	2	2.8	
at Tulane	01/21/17	12	0	1	.000	0-0	.000	0-0	.000	2	1	3	1.5	4	1	3	0	0	0	2.7	
XAVIER	01/26/17	12	2	3	.667	0-0	.000	0-0	.000	2	1	3	1.6	4	0	0	2	0	4	2.8	
USF	01/29/17	16	3	3	1.000	0-0	.000	2-4	.500	0	1	1	1.6	2	0	3	0	0	8	3.0	
at SMU	02/12/17	1	0	0	.000	0-0	.000	0-0	.000	0	0	0	1.5	0	0	0	1	0	0	2.9	
at USF	02/15/17	5	0	0	.000	0-0	.000	1-4	.250	0	1	1	1.5	0	0	0	0	0	1	2.8	
TULSA	02/18/17	8	1	2	.500	0-0	.000	1-2	.500	1	1	2	1.5	4	0	2	1	0	3	2.8	
MEMPHIS	02/23/17	8	1	1	1.000	0-0	.000	2-2	1.000	1	1	2	1.5	1	0	0	0	0	4	2.8	
at UCF	2/26/17	6	1	1	1.000	0-0	.000	0-0	.000	0	1	1	1.5	1	0	0	0	0	2	2.8	
HOUSTON	03/02/17	6	0	0	.000	0-0	.000	0-0	.000	0	2	2	1.5	0	0	0	1	0	0	2.7	
at UConn	3/5/17	7	0	1	.000	0-0	.000	0-0	.000	0	0	0	1.5	2	0	0	1	0	0	2.6	
vs Tulsa	3/10/17	12	0	2	.000	0-0	.000	0-0	.000	1	2	3	1.5	3	0	1	0	0	0	2.5	
at UConn	3/11/17	13	0	1	.000	0-0	.000	3-4	.750	2	3	5	1.6	4	0	0	0	0	3	2.5	
vs SMU	3/12/17	4	0	2	.000	0-0	.000	0-0	.000	1	1	2	1.6	0	0	0	0	0	0	2.5	
Totals		0	258	27-51	.529	0-0	.000	22-38	.579	.579	20	31	51	1.6	53	2	19	22	4	76	2.5

CAREER STATISTICS

Season	gp-gs	min/avg	Total	fg-fga	pct	3-Point	fg-fga	pct	F-Throws	ft-fa	pct	Rebounds	off	def	tot	avg	pf	fo	ast	to	blk	stl	pts	avg
2016-17	31-0	258/8.3	27-51	.529		0-0	.000		22-38	.579		20	31	51	1.6	53	1	2	19	22	4		76	2.5
TOTAL	31-0	258/8.3	27-51	.529		0-0	.000		22-38	.579		20	31	51	1.6	53	1	2	19	22	4		76	2.5



#34 JARRON CUMBERLAND

GUARD • 6-5 • 218 • FRESHMAN • HS • WILMINGTON, OHIO/WILMINGTON HS

CONFERENCE AWARDS

- » All-Rookie Team (2016-17)
- » Co-Sixth Man of the Year (2016-17)
- » Player of the Week (1/30/17)
- » Rookie of the Week (3x: 3/6/16; 1/2/17 & 12/19/16)

MOMENTS

- » Scored a career-high 26 points on 8-of-11 shooting with six threes vs. USF (1/29)
- » Helped spark UC's comeback against No. 24/22 Xavier, scoring 13 of his 15 points in the second half (1/26)
- » Scored 19 points on 6-of-8 shooting with a trio of threes against Tulane (1/1)
- » Posted 18 points on 7-of-9 shooting with four threes and six rebounds against Texas Southern (12/13)

2016-17 Season (Freshman): Scored a team-high 14 points with five steals vs. SMU (3/12) ... had 11 points and two steals vs. UConn (3/11) ... tallied 11 points and five assists at UCF (2/26) ... posted a career-high with 26 points on 8-of-11 shooting with six threes and four steals against USF (1/29) ... scored 13 of his 15 points during Cincinnati's second-half comeback against No. 24/22 Xavier (1/26) ... tallied a season-high 19 points on 6-of-8 shooting with a trio of threes against Tulane (1/1) ... scored 11 points with a trio of threes and a season-high five assists against Fairleigh Dickinson (12/17) ... posted 18 points on 7-of-9 shooting with four threes and six rebounds against Texas Southern (12/13) ... posted 17 points on 4-of-6 shooting from the field and 8-of-10 shooting from the foul line to go with three steals against Lipscomb (11/26) ... netted 11 points on 4-of-6 shooting with a pair of threes against Albany (11/14).

Prior to Cincinnati: Averaged 29.6 points, 7.4 rebounds, 3.6 steals and 3.2 assists while shooting 57.4 percent (303 of 528) from the field as a senior at Wilmington High School ... helped lead the Hurricane to a 27-2 record and the semifinals of the OHSAA Division I playoffs ... finished as the school's all-time leading scorer with 2,383 points ... posted a school-record 52 points against Washington Court House (2/11/16) ... named a finalist for the Ohio Mr. Basketball Award and a McDonald's All-American nominee ... scored a team-high 15 points and was named most valuable player of the 2016 Ohio-Kentucky All-Star game ... averaged 24.5 points, 7.5 rebounds and 3.3 assists as a junior ... averaged 17.8 points, 5.4 rebounds, 2.0 assists and 1.8 steals during AAU action with King James (Ohio) during the 2015 summer, later earning Third Team All-Peach Jam honors during Nike EYBL action ... earned First Team Associate Press Division I All-Ohio honors as a junior and senior ... ranked at No. 55 on ESPN's Top 100 prospects list ... tabbed as a four-star prospect by Rivals.com, Scout.com and 247 Sports.

Personal: Born Sept. 22, 1997 in Wilmington, Ohio ... son of Cheryl and Scott Cumberland ... has two sisters, Ebony and Chasity ... right-handed ... first name pronounced "JAIR-in."



ALL-ROOKIE TEAM

CO-SIXTH MAN OF THE YEAR

SEASON & CAREER STATISTICS

2016-17 SEASON			CAREER		
26 vs. USF, 1/29/17	Pts		26 vs. USF, 1/29/17		
13 vs. SMU, 3/12/17	FG Atts		13 vs. SMU, 3/12/17		
8 vs. USF, 1/29/17	FG Made		8 vs. USF, 1/29/17		
9 vs. USF, 1/29/17	3PT-FG Atts		9 vs. USF, 1/29/17		
6 vs. USF, 1/29/17	3PT-FG Made		6 vs. USF, 1/29/17		
10 vs. Lipscomb, 11/26/16	FT Atts		10 vs. Lipscomb, 11/26/16		
8 vs. Lipscomb, 11/26/16	FT Made		8 vs. Lipscomb, 11/26/16		
6, 2x (last vs. Texas Southern, 12/13/16)	Rebs	6, 2x (last vs. Texas Southern, 12/13/16)			
5, 2x (last at UCF, 2/26/17)	Assts	5, 2x (last at UCF, 2/26/17)			
5 vs. SMU, 3/12/17	Stls	5 vs. SMU, 3/12/17			
1, 6x (last vs. USF, 1/29/17)	Blks	1, 6x (last vs. USF, 1/29/17)			
31, 2x (last vs. SMU, 3/12/17)	Mins	31, 2x (last vs. SMU, 3/12/17)			

MISCELLANEOUS STATISTICS

CATEGORY	2016-17	CAREER
Double-Figure Scoring Games	13	13
Double-Figure Rebounding Games	0	0
Double-Double Games	0	0
20-Point Scoring Games	1	1
Games Led UC in Scoring	5	5
Games Led UC in Rebounding	1	1
Games Led UC in Assists	2	2
Games With 3+ Assists	5	5
Games With 3+ Blocks	0	0
Games With 3+ Steals	4	4
Games With 3+ Three-Pointers	5	5

CAREER STATISTICS

			Total		3-Point		F-Throws		Rebounds											Scoring	
Season	gp-gs	min/avg	fg-fga	pct	fg-fga	pct	ft-fa	pct	off	def	tot	avg	pf	fo	ast	to	blk	stl	pts	avg	
2016-17	33-0	626/19.0	88-183	.481	36-102	.353	56-87	.644	34	45	79	2.4	57	0	51	34	9	34	268	8.1	
TOTAL	33-0	626/19.0	88-183	.481	36-102	.353	56-87	.644	34	45	79	2.4	57	0	51	34	9	34	268	8.1	




#34 JARRON CUMBERLAND

GUARD • 6-5 • 218 • FRESHMAN • HS • WILMINGTON, OHIO/WILMINGTON HS

GAME-BY-GAME STATISTICS

2016-17 (FRESHMAN SEASON)

Opponent	Date	gs	min	Total		3-Pointers		Free throws		Rebounds				pf	a	t/o	blk	stl	pts	avg
				fg-fga	pct	3fg-fga	pct	ft-fa	pct	off	def	tot	avg							
BROWN	11/11/16	13	1-3	.333	0-2	.000	1-3	.333	0	0	0	0.0	1	2	0	1	2	3	3.0	
ALBANY	11/14/16	19	4-6	.667	2-4	.500	1-1	1.000	1	1	2	1.0	1	1	0	0	0	11	7.0	
vs Rhode Island	11/19/16	15	0-1	.000	0-1	.000	0-1	.000	2	0	2	1.3	3	1	0	0	0	0	4.7	
vs Penn State	11/20/16	12	1-3	.333	0-2	.000	0-1	.000	0	1	1	1.3	0	3	0	0	1	2	4.0	
SAMFORD	11/23/16	8	0-1	.000	0-1	.000	0-0	.000	1	1	2	1.4	0	1	0	0	0	0	3.2	
LIPSCOMB	11/26/16	22	4-6	.667	1-3	.333	8-10	.800	0	1	1	1.3	1	1	2	1	3	17	5.5	
at Iowa State	12-01-16	7	0-2	.000	0-1	.000	0-0	.000	0	0	0	1.1	1	0	0	0	0	0	4.7	
BOWLING GREEN	12/04/16	18	1-7	.143	0-2	.000	0-0	.000	3	3	6	1.8	2	3	1	1	1	2	4.4	
at Butler	12/10/16	9	1-3	.333	0-1	.000	2-2	1.000	1	0	1	1.7	3	1	1	0	1	4	4.3	
TEXAS SOUTHERN	12/13/16	24	7-9	.778	4-4	1.000	0-0	.000	3	3	6	2.1	1	1	0	1	1	18	5.7	
FAIRLEIGH DICKINSON	12/17/16	20	4-8	.500	3-6	.500	0-0	.000	1	3	4	2.3	3	5	0	0	1	11	6.2	
MARSHALL	12/22/16	7	0-2	.000	0-2	.000	2-2	1.000	0	0	0	2.1	1	0	1	0	0	2	5.8	
at Temple	12/28/16	19	2-6	.333	2-4	.500	0-1	.000	3	2	5	2.3	2	2	3	0	0	6	5.8	
TULANE	01/01/17	26	6-8	.750	3-3	1.000	4-6	.667	1	3	4	2.4	4	1	3	1	2	19	6.8	
at Houston	1/7/17	16	1-3	.333	0-2	.000	0-0	.000	0	2	2	2.4	2	1	2	0	0	2	6.5	
SMU	01/12/17	11	1-3	.333	1-3	.333	3-4	.750	0	2	2	2.4	1	1	1	0	0	6	6.4	
at East Carolina	01/15/17	21	1-7	.143	0-4	.000	2-3	.667	2	2	4	2.5	2	1	0	0	1	4	6.3	
TEMPLE	01/18/17	23	1-4	.250	1-2	.500	2-2	1.000	0	2	2	2.4	3	1	0	0	1	5	6.2	
at Tulane	01/21/17	16	2-2	1.000	0-0	.000	0-0	.000	0	1	1	2.4	1	2	3	0	0	4	6.1	
XAVIER	01/26/17	21	5-9	.556	2-5	.400	3-8	.375	1	3	4	2.5	3	1	1	0	0	15	6.6	
USF	01/29/17	20	8-11	.727	6-9	.667	4-7	.571	0	3	3	2.5	0	3	0	1	4	26	7.5	
at Tulsa	02/01/17	20	1-3	.333	0-2	.000	2-5	.400	0	0	0	2.4	4	1	1	0	2	4	7.3	
UCONN	02/04/17	21	5-9	.556	3-7	.429	2-2	1.000	0	2	2	2.3	2	1	1	0	4	15	7.7	
UCF	02/08/17	19	1-4	.250	0-2	.000	1-1	1.000	0	0	0	2.3	0	4	0	0	1	3	7.5	
at SMU	02/12/17	7	1-2	.500	1-2	.500	0-0	.000	1	0	1	2.2	2	0	0	1	0	3	7.3	
at USF	02/15/17	31	3-6	.500	1-3	.333	0-1	.000	2	2	4	2.3	2	2	1	0	1	7	7.3	
MEMPHIS	02/23/17	22	3-7	.429	1-4	.250	2-2	1.000	1	1	2	2.3	1	4	1	1	0	9	7.3	
at UCF	2/26/17	28	3-8	.375	0-4	.000	5-8	.625	3	0	3	2.3	1	5	2	0	0	11	7.5	
HOUSTON	03/02/17	21	4-7	.571	2-5	.400	0-0	.000	1	2	3	2.3	4	0	4	0	1	10	7.6	
at UConn	3/5/17	25	6-9	.667	0-2	.000	3-3	1.000	2	1	3	2.3	1	1	1	1	0	15	7.8	
vs Tulsa	3/10/17	27	4-6	.667	1-2	.500	0-2	.000	1	2	3	2.4	2	0	3	0	0	9	7.8	
at UConn	3/11/17	27	3-5	.600	1-3	.333	4-6	.667	1	1	2	2.3	2	1	1	0	2	11	7.9	
vs SMU	3/12/17	31	4-13	.308	1-5	.200	5-6	.833	3	1	4	2.4	1	0	1	0	5	14	8.1	
Totals		0	626	88-183	.481	36-102	.353	56-87	.644	34	45	79	2.4	57	51	34	9	34	268	8.1



#45 ZACK TOBLER

FORWARD • 6-5 • 225 • SENIOR • 3L • FORT MITCHELL, KY. (COVINGTON CATHOLIC HIGH SCHOOL)

MOMENTS

- » Made his first career start on Senior Night vs. Houston (3/2/17), scoring the first basket of the game and converting a free throw for the last point in the contest.
- » Made his first career three-pointers against Bowling Green (12/4/16)
- » Scored five points - all free throws - against Arkansas-Pine Bluff (11/22/15)
- » Netted his first career field goal in the closing moments against East Carolina (1/6/15)
- » Walk-on scored his first career point, sinking a free throw against Stony Brook (12/2/14)

2016-17 Season (Senior): Made his first career start on Senior Night vs. Houston (3/2), scoring the first basket of the game and converting a free throw for the game's last point ... hit a three-pointer in three minutes against Tulane (1/1) ... tallied five points and two rebounds in six minutes vs. Fairleigh Dickinson (12/17) ... made his first career three-pointer in two minutes of action against Bowling Green (12/4).

2015-16 Season (Junior): Saw action in six games as a reserve walk-on, averaging 1.5 points and 0.5 rebounds in 2.8 minutes ... Scored five points on 5-of-6 shooting from the free throw line against Arkansas-Pine Bluff (11/22) ... selected to The American's All-Academic Team.

2014-15 Season (Sophomore): Played in eight games as a reserve walk-on, averaging 0.4 points and 0.1 rebounds in 1.4 minutes ... made his first career field goal against East Carolina (1/6) ... scored his first career point from the foul line against Stony Brook (12/2).

2013-14 Season (Freshman): Played in eight games as a reserve walk-on, averaging 0.0 points and 0.3 rebounds in 1.6 minutes ... grabbed a rebound in his first career game against Appalachian State (11/16).

Prior to Cincinnati: Averaged 14 points and eight rebounds as a senior at Covington Catholic High School, helping the Colonels to a 27-7 record, the district championship and second-place region finish ... scored 36 points in a game his junior season - the fourth most in school history for a single game ... coached in basketball by Scott Ruthsatz ... played goalie on the school's lacrosse team his junior and senior seasons.

Personal: Born Oct. 22, 1994 in Fort Mitchell, Kentucky. ... son of Liz and Matt Tobler ... has one brother, Jordan and one sister, Lauren ... right-handed.

SEASON & CAREER STATISTICS

2016-17 SEASON

		CAREER	
5 vs. Fairleigh Dickinson, 12/17/16	Pts	5, 2x (last vs. Fairleigh Dickinson, 12/17/16)	
3 vs. Bowling Green, 12/4/16	FG Atts	3 vs. Bowling Green, 12/4/16	
1, 4x (last vs. Houston, 3/2/17)	FG Made	1, 7x (last vs. Houston, 3/2/17)	
1, 3x (last vs. USF, 1/29/17)	3PT-FG Atts	1, 6x (last vs. USF, 1/29/17)	
1, 2x (last vs. Tulane, 1/1/17)	3PT-FG Made	1, 2x (last vs. Tulane, 1/1/17)	
3 vs. Fairleigh Dickinson, 12/17/16	FT Atts	6 vs. Ark.-Pine Bluff, 11/22/15	
3 vs. Fairleigh Dickinson, 12/17/16	FT Made	5 vs. Ark.-Pine Bluff, 11/22/15	
2, 2 x (last vs. Fairleigh Dickinson, 12/17/16)	Rebs	2, 3x (last vs. Fairleigh Dickinson, 12/17/16)	
0	Assts	1 vs. Robert Morris, 11/15/15	
1, 2x (last vs. Fairleigh Dickinson, 12/17/16)	Stls	1, 2x (last vs. Fairleigh Dickinson, 12/17/16)	
0	Blks	0	
6, 2x (last vs. USF, 1/29/17)	Mins	6, 3x (last vs. USF, 1/29/17)	

MISCELLANEOUS STATISTICS

CATEGORY	2013-14	2014-15	2015-16	2016-17	CAREER
Double-Figure Scoring Games	0	0	0	0	0
Double-Figure Rebounding Games	0	0	0	0	0
Double-Double Games	0	0	0	0	0
20-Point Scoring Games	0	0	0	0	0
Games Led UC in Scoring	0	0	0	0	0
Games Led UC in Rebounding	0	0	0	0	0
Games Led UC in Assists	0	0	0	0	0
Games With 3+ Assists	0	0	0	0	0
Games With 3+ Blocks	0	0	0	0	0
Games With 3+ Steals	0	0	0	0	0
Games With 3+ Three-Pointers	0	0	0	0	0

GAME-BY-GAME STATISTICS

2016-17 (SENIOR SEASON)

Opponent	Date	gs	min	Total		3-Pointers		Free throws		Rebounds			pf	a	t/o	blk	stl	pts	avg	
				fg-fga	pct	3fg-fga	pct	ft-fra	pct	off	def	tot								
BROWN	11/11/16	2	0-2	.000	0-1	.000	1-2	.500	0	1	1	1.0	1	0	0	0	0	1	1.0	
ALBANY	11/14/16	1	0-1	.000	0-0	.000	0-0	.000	0	1	1	1.0	1	0	0	0	0	0.5		
LIPSCOMB	11/26/16	1	0-0	.000	0-0	.000	0-0	.000	0	0	0	0.7	0	0	0	0	0	0.3		
BOWLING GREEN	12/04/16	2	1-3	.333	1-1	1.000	0-0	.000	0	0	0	0.5	0	0	0	0	0	3.0		
TEXAS SOUTHERN	12/13/16	1	0-0	.000	0-0	.000	0-0	.000	0	2	2	0.8	0	0	0	0	0	0.8		
FAIRLEIGH DICKINSON	12/17/16	6	1-1	1.000	0-0	.000	3-3	1.000	1	1	2	1.0	1	0	1	0	1	5.5		
TULANE	01/01/17	3	1-2	.500	1-1	1.000	0-0	.000	0	0	0	0.9	2	0	1	0	0	3.7		
XAVIER	01/26/17	0	0-0	.000	0-0	.000	0-0	.000	0	0	0	0.8	0	0	0	0	0	1.5		
USF	01/29/17	6	0-2	.000	0-1	.000	1-2	.500	1	0	1	0.8	0	0	1	0	0	1.4		
at USF	02/15/17	1	0-0	.000	0-0	.000	0-0	.000	0	0	0	0.7	0	0	0	0	0	1.3		
TULSA	02/18/17	1	0-1	.000	0-1	.000	0-0	.000	0	0	0	0.6	0	1	0	0	0	1.2		
HOUSTON	03/02/17	2	1-1	1.000	0-0	.000	1-1	1.000	0	0	0	0.6	2	0	0	0	0	3.3		
vs TULSA	3/10/17	1	0-0	.000	0-0	.000	1-2	.500	0	0	0	0.5	0	0	0	0	0	1.3		
Totals		1	27	4-13	.308	2-5	.400	7-10	.700	2	5	7	0.5	6	1	3	0	2	17	1.3

2015-16 (JUNIOR SEASON)

Opponent	Date	gs	min	Total		3-Pointers		Free throws		Rebounds			pf	a	t/o	blk	stl	pts	avg
				fg-fga	pct	3fg-fga	pct	ft-fa	pct	off	def	tot							
WESTERN CAROLINA	11/13/15	2	1-1	1.000	0-0	.000	0-0	.000	0	0	0	0.0	1	0	1	0	0	2	2.0
ROBERT MORRIS	11/15/15	3	0-1	.000	0-0	.000	0-2	.000	1	0	1	0.5	0	1	0	0	0	0	1.0
ARKANSAS-PINE BLUFF	11/22/15	4	0-1	.000	0-0	.000	5-6	.833	2	0	2	1.0	0	0	0	0	0	5	2.3
at Xavier	12/12/15	0	0-0	.000	0-0	.000	0-0	.000	0	0	0	0.8	0	0	0	0	0	0	1.8
TULANE	01/24/16	6	1-2	.500	0-0	.000	0-0	.000	0	0	0	0.6	2	0	0	0	0	2	1.8
USF	02/04/16	2	0-0	.000	0-0	.000	0-0	.000	0	0	0	0.5	0	0	0	0	0	0	1.5
Totals		0	17	2-5	.400	0-0	.000	5-8	.625	3	0	3	0.5	3	1	1	0	9	1.5

2014-15 (SOPHOMORE SEASON)

Opponent	Date	gs	min	Total		3-Pointers		Free throws		Rebounds			pf	a	t/o	blk	stl	pts	avg
				fg-fga	pct	3fg-fga	pct	ft-fa	pct	off	def	tot							
vs Middle Tennessee	11/28/14	1	0-0	.000	0-0	.000	0-0	.000	0	0	0	0.0	0	0	0	0	0	0	0.0
STONY BROOK	12/02/14	1	0-0	.000	0-0	.000	1-2	.500	0	0	0	0.0	0	0	0	0	0	0	0.5
WAGNER	12/23/14	2	0-1	.000	0-0	.000	0-0	.000	0	0	0	0.0	1	0	1	0	0	0	0.3
EAST CAROLINA	01/06/15	1	1-1	1.000	0-0	.000	0-1	.000	0	0	0	0.0	0	0	0	0	0	2	0.8
TEMPLE	01/17/15	2	0-1	.000	0-1	.000	0-2	.000	0	0	0	0.0	0	0	0	0	0	0	0.6
HOUSTON	01/21/15	1	0-1	.000	0-1	.000	0-0	.000	0	0	0	0.0	1	0	0	0	0	0	0.5
UCF	02/25/15	2	0-0	.000	0-0	.000	0-0	.000	0	1	1	0.1	0	0	0	0	0	0	0.4
at Tulane	02/28/15	1	0-1	.000	0-0	.000	0-0	.000	0	0	0	0.1	0	0	0	0	0	0	0.4
Totals		0	11	1-5	.200	0-2	.000	1-5	.200	0	1	1	0.1	2	0	1	0	3	0.4

2013-14 (FRESHMAN SEASON)

Opponent	Date	gs	min	Total		3-Pointers		Free throws		Rebounds			pf	a	t/o	blk	stl	pts	avg
				fg-fga	pct	3fg-fga	pct	ft-fa	pct	off	def	tot							
APPALACHIAN ST.	11/16/13	2	0-0	.000	0-0	.000	0-0	.000	0	1	1	1.0	0	0	0	0	0	0	0.0
UMASS LOWELL	11/26/13	1	0-0	.000	0-0	.000	0-0	.000	0	0	0	0.5	0	0	0	0	0	0	0.0
KENNESAW ST.	11/29/13	1	0-1	.000	0-0	.000	0-0	.000	0	0	0	0.3	1	0	0	0	0	0	0.0
USC UPSTATE	12/03/13	4	0-1	.000	0-1	.000	0-0	.000	0	0	0	0.3	0	0	0	0	0	0	0.0
vs Xavier	12/14/13	1	0-0	.000	0-0	.000	0-0	.000	0	0	0	0.2	0	0	0	0	0	0	0.0
MIDDLE TENNESSEE	12/21/13	2	0-1	.000	0-0	.000	0-0	.000	1	0	1	0.3	0	0	0	0	0	0	0.0
CHICAGO STATE	12/23/13	1	0-1	.000	0-1	.000	0-0	.000	0	0	0	0.3	0	0	0	0	0	0	0.0
UCF	1/23/14	1	0-0	.000	0-0	.000	0-0	.000	0	0	0	0.3	0	0	0	0	0	0	0.0
Totals		0	13	0-4	.000	0-2	.000	0-0	.000	1	1	2	0.3	1	0	0	0	0	0.0

CAREER STATISTICS

			Total		3-Point		F-Throws		Rebounds										Scoring	
Season	gp-gs	min/avg	fg-fga	pct	fg-fga	pct	ft-fa	pct	off	def	tot	avg	pf	fo	ast	to	blk	stl	pts	avg
2013-14	8-0	13/1.6	0-4	.000	0-2	.000	0-0	.000	1	1	2	0.3	1	0	0	0	0	0	0	0.0
2014-15	8-0	11/1.4	1-5	.200	0-2	.000	1-5	.200	0	1	1	0.1	2	0	0	1	0	0	3	0.4
2015-16	6-0	17/2.8	2-5	.400	0-0	.000	5-8	.625	3	0	3	0.5	3	0	1	1	0	0	9	1.5
2016-17	13-1	27/2.1	4-13	.308	2-5	.400	7-10	.700	2	5	7	0.5	6	0	1	3	0	2	17	1.3
TOTAL	35-1	68/1.9	7-27	.259	2-9	.222	13-23	.565	6	7	13	0.4	12	0	2	5	0	2	29	0.8

GAME 1 • NOV. 11, 2016 • HALL OF FAME TIP-OFF
BROWN (55) AT RV/25 CINCINNATI (84)
FIFTH THIRD ARENA (CINCINNATI, OHIO)

Brown 55 • 0-1

#	Player		Total		3-Ptr	Rebounds			PF	TP	A	TO	Blk	Stl	Min	
			FG-FGA	FG-FGA		FT-FTA	Off	Def								Tot
03	Spieth, Steven	f	3-7	2-3	1-1	4	2	6	4	9	0	3	0	0	30	
25	Howard, Joshua	f	4-11	0-3	0-0	3	2	5	2	8	0	2	0	1	28	
02	Anderson, Brandon	g	0-3	0-1	1-2	0	0	0	3	1	2	1	0	0	19	
04	Okolie, Obi	g	1-9	1-4	3-7	1	1	2	2	6	1	3	0	0	24	
05	Blackmon, Tavon	g	2-13	0-2	2-2	1	6	7	0	6	5	3	0	1	35	
01	Fuller, Travis		1-2	0-1	2-2	0	1	1	4	4	0	2	0	0	23	
11	Sullivan, Chris		3-4	3-4	0-0	0	0	0	0	9	0	0	0	1	6	
12	Hobbie, JR		4-7	4-7	0-0	0	0	0	1	12	1	0	0	0	21	
22	Daugherty, Corey		0-0	0-0	0-0	0	0	0	4	0	1	0	0	0	10	
23	Wilkinson, Blake		0-1	0-0	0-0	0	0	0	1	0	0	0	0	0	3	
30	Ljuboja, Miki		0-0	0-0	0-0	0	0	0	0	0	0	0	1	0	1	
Team						2	0	2								
Totals				18-57	10-25	9-14	11	12	23	21	55	10	14	1	3	200

FG % 1st Half: 9-27 33.3% 2nd half: 9-30 30.0% Game: 18-57 31.6%
3FG % 1st Half: 4-10 40.0% 2nd half: 6-15 40.0% Game: 10-25 40.0%
FT % 1st Half: 3-7 42.9% 2nd half: 6-7 85.7% Game: 9-14 64.3%

Cincinnati 84 • 1-0

#	Player		Total		3-Ptr	Rebounds			PF	TP	A	TO	Blk	Stl	Min
			FG-FGA	FG-FGA	FT-FTA	Off	Def	Tot							
11	CLARK, Gary	f	7-9	0-1	0-1	3	6	9	0	14	4	1	2	3	27
24	WASHINGTON, Kyle	f	6-11	0-2	4-4	4	8	12	1	16	5	3	2	0	25
01	EVANS, Jacob	g	9-12	4-6	1-2	1	2	3	2	23	3	1	1	1	32
10	CAUPAIN, Troy	g	4-8	1-4	1-2	0	7	7	3	10	6	4	1	2	30
25	JOHNSON, Kevin	g	0-3	0-3	0-0	1	1	2	1	0	1	1	1	0	18
00	MOORE, Quadri		2-2	0-0	0-0	1	0	1	4	4	0	1	0	0	9
03	JENIFER, Justin		2-4	1-3	1-1	2	3	5	1	6	2	1	0	1	27
13	SCOTT, Tre		2-3	0-0	2-3	0	2	2	1	6	0	0	1	0	9
33	BROOKS, Nysier		0-0	0-0	1-2	0	1	1	2	1	0	0	0	0	8
34	CUMBERLAND, Jarron		1-3	0-2	1-3	0	0	0	1	3	2	0	1	2	13
45	TOBLER, Zack		0-2	0-1	1-2	0	1	1	0	1	0	0	0	1	2
Team						0	0	0							
Totals			33-57	6-22	12-20	12	31	43	16	84	23	12	9	10	200

FG % 1st Half: 18-29 62.1% 2nd half: 15-28 53.6% Game: 33-57 57.9%
3FG % 1st Half: 2-9 22.2% 2nd half: 4-13 30.8% Game: 6-22 27.3%
FT % 1st Half: 5-7 71.4% 2nd half: 7-13 53.8% Game: 12-20 60.0%

Officials: Bill Jacobson, Kyle Ingram, Jon Campbell
Technical fouls: Brown-None. Cincinnati-EVANS, Jacob.
Attendance: 6504

Score by periods	1st	2nd	Total
Brown	25	30	55
Cincinnati	43	41	84

Last FG - BROWN 2nd-01:14, CIN 2nd-00:54.
Largest lead - BROWN by 1 1st-18:41, CIN by 31 2nd-01:57.

Score tied - 0 times.
Lead changed - 1 time.

GAME 2 • NOV. 14, 2016 • HALL OF FAME TIP-OFF
ALBANY (51) AT 24/25 CINCINNATI (74)
FIFTH THIRD ARENA (CINCINNATI, OHIO)

Albany 51 • 1-1

#	Player		Total		3-Ptr	Rebounds			PF	TP	A	TO	Blk	Stl	Min	
			FG-FGA	FG-FGA	FT-FTA	Off	Def	Tot								
10	ROWLEY, Mike	f	1-1	0-0	0-0	1	4	5	3	2	0	1	0	0	28	
43	STIRE, Greig	f	3-5	0-0	0-0	4	2	6	3	6	1	2	0	0	25	
03	CREMO, Joe	g	4-10	0-3	4-4	0	4	4	2	12	0	8	0	1	38	
11	GRAYSON, Marquese	g	1-3	1-1	0-0	0	1	1	2	3	0	3	0	0	15	
13	NICHOLS, David	g	6-16	0-5	1-1	0	4	4	4	13	6	3	1	3	38	
01	ANDERSON, Costa	g	0-1	0-1	0-0	0	0	0	0	0	0	0	0	0	1	
02	ANDREWS, Jamir	g	2-5	1-4	0-0	0	1	1	0	5	0	1	0	0	13	
12	CAMPBELL, Devonte	g	0-0	0-0	0-0	0	0	0	0	0	0	0	0	0	1	
23	LANDS, Jaraan	g	1-4	0-0	2-7	3	1	4	1	4	0	2	0	0	18	
24	ENNEMA, Dallas	g	0-0	0-0	0-0	0	1	1	0	0	0	1	0	0	13	
30	CHARLES, Travis	g	2-3	0-0	2-2	3	3	6	4	6	1	1	0	0	10	
Team						1	0	1								
Totals				20-48	2-14	9-14	12	21	33	19	51	8	22	1	4	200

FG % 1st Half: 9-23 39.1% 2nd half: 11-25 44.0% Game: 20-48 41.7%
3FG % 1st Half: 1-5 20.0% 2nd half: 1-9 11.1% Game: 2-14 14.3%
FT % 1st Half: 8-9 88.9% 2nd half: 1-5 20.0% Game: 9-14 64.3%

Cincinnati 74 • 2-0

#	Player		Total		3-Ptr	Rebounds			PF	TP	A	TO	Blk	Stl	Min
			FG-FGA	FG-FGA	FT-FTA	Off	Def	Tot							
11	CLARK, Gary	f	1-6	0-1	0-0	1	3	4	4	2	1	1	2	1	24
24	WASHINGTON, Kyle	f	6-8	0-0	1-5	2	1	3	3	13	0	0	0	0	20
01	EVANS, Jacob	g	5-11	2-7	7-8	1	2	3	4	19	3	1	1	3	30
10	CAUPAIN, Troy	g	3-6	0-2	2-2	0	4	4	0	8	5	0	1	4	32
25	JOHNSON, Kevin	g	2-6	0-4	0-0	2	2	4	2	4	0	3	0	2	25
00	MOORE, Quadri	g	3-8	0-1	0-0	3	2	5	2	6	0	4	0	0	14
03	JENIFER, Justin	g	2-5	1-2	1-2	0	1	1	2	6	5	1	0	3	19
13	SCOTT, Tre	g	2-3	0-0	0-0	2	1	3	0	4	0	0	1	0	7
14	BART, Jackson	g	0-0	0-0	0-0	0	0	0	0	0	0	0	0	0	1
32	KOZ, John	g	0-0	0-0	0-0	0	0	0	0	0	0	0	0	0	1
33	BROOKS, Nysier	g	0-1	0-0	1-2	0	1	1	2	1	1	0	1	0	7
34	CUMBERLAND, Jarron	g	4-6	2-4	1-1	1	1	2	1	11	1	0	0	0	19
45	TOBLER, Zack	g	0-1	0-0	0-0	0	1	1	1	0	0	0	0	0	1
Team						3	0	3							
Totals			28-61	5-21	13-20	15	19	34	21	74	16	10	6	13	200

FG % 1st Half: 9-28 32.1% 2nd half: 19-33 57.6% Game: 28-61 45.9%
3FG % 1st Half: 2-11 18.2% 2nd half: 3-10 30.0% Game: 5-21 23.8%
FT % 1st Half: 9-12 75.0% 2nd half: 4-8 50.0% Game: 13-20 65.0%

Officials: Peter Juzenas, Jose Carrion, Matt Oblias
Technical fouls: Albany-None. Cincinnati-None.
Attendance: 5864

Score by periods	1st	2nd	Total
Albany	27	24	51
Cincinnati	29	45	74

Points ALBANY CIN 34 42
In Paint 24 24
Off T/O 13 24
2nd Chance 8 21
Fast Break 8 20
Bench 15 28

GAME 3 • NOV. 19, 2016 • HALL OF FAME TIP-OFF
24/25 CINCINNATI (71) VS 21/22 RHODE ISLAND (76)
MOHEGAN SUN (UNCASVILLE, CONN.)

Cincinnati 71 • 2-1

#	Player		Total		3-Ptr	Rebounds			PF	TP	A	TO	Blk	Stl	Min
			FG-FGA	FG-FGA	FT-FTA	Off	Def	Tot							
01	EVANS, Jacob	*	8-12	2-5	7-9	4	2	6	3	25	0	4	0	0	37
10	CAUPAIN, Troy		4-15	2-5	2-3	0	4	4	2	12	5	2	0	2	38
11	CLARK, Gary	*	1-5	0-1	2-2	3	3	6	2	4	2	0	3	0	36
24	WASHINGTON, Kyle	*	8-15	2-3	5-6	3	7	10	3	23	0	2	4	1	37
25	JOHNSON, Kevin	*	1-4	1-3	0-0	1	0	1	3	3	0	2	0	0	20
03	JENIFER, Justin		1-2	1-2	0-0	0	0	0	2	3	0	0	0	1	16
13	SCOTT, Tre		0-0	0-0	0-0	0	0	0	0	0	0	0	0	0	0+
33	BROOKS, Nysier		0-0	0-0	1-2	0	0	0	0	1	0	1	0	0	1
34	CUMBERLAND, Jarron		0-1	0-1	0-1	2	0	2	3	0	1	0	0	0	15
	Team					0	1	1							
Totals			23-54	8-20	17-23	13	17	30	18	71	8	11	7	4	200

FG % 1st Half: 13-24 54.2% 2nd half: 10-30 33.3% Game: 23-54 42.6%
3FG % 1st Half: 5-9 55.6% 2nd half: 3-11 27.3% Game: 8-20 40.0%
FT % 1st Half: 8-11 72.7% 2nd half: 9-12 75.0% Game: 17-23 73.9%

Rhode Island 76 • 4-0

#	Player		Total		3-Ptr		Rebounds			PF	TP	A	TO	Blk	Stl	Min
			FG-FGA	FG-FGA	FT-FTA	Off	Def	Tot								
00	MATTHEWS, E.C.	*	5-17	4-9	4-6	2	4	6	3	18	0	2	1	0	37	
01	GARRETT, Jarvis	*	0-3	0-0	0-0	0	2	2	0	0	2	0	0	1	13	
12	MARTIN, Hassan	*	5-6	0-0	4-4	2	1	3	5	14	0	4	2	0	18	
23	IVERSON, Kuran	*	5-10	0-1	5-6	2	8	10	4	15	5	1	1	1	33	
32	TERRELL, Jared	*	5-11	4-7	0-0	2	2	4	0	14	3	1	0	0	33	
10	LANGVINE, Cyril		3-3	0-0	1-2	4	0	4	3	7	1	0	1	1	17	
13	ROBINSON, Stanford		1-3	0-0	0-0	0	3	3	1	2	2	1	0	1	26	
20	THOMPSON, Christian		1-3	0-2	2-2	0	1	1	4	4	0	1	0	1	16	
45	AKELE, Nicola		1-2	0-1	0-0	0	0	0	1	2	2	0	0	0	7	
Team						4	2	6								
Totals			26-58	8-20	16-20	16	23	39	21	76	15	10	5	5	200	

GAME 5 • NOV. 23, 2016
LIPSCOMB (55) AT RV/RV CINCINNATI (70)
FIFTH THIRD ARENA (CINCINNATI, OHIO)

Samford 55 • 2-2

#	Player	Total		3-Ptr		Rebounds			PF	TP	A TO Blk			Stl	Min
		FG-FGA	FG-FGA	FT-FTA	Off Def Tot	PF	TP	A TO Blk							
20	Alex Thompson	f	1-8	0-4	0-0	0 0 0	2	2	0	3	0	0	0	0	27
33	Wyatt Walker	c	4-9	1-1	2-2	5 6 11	3	11	0	0	1	0	0	0	32
00	Christen Cunningham	g	1-4	0-2	4-4	0 1 1	0	6	5	4	0	1	0	1	31
40	Triston Chambers	g	4-10	4-10	0-0	1 3 4	0	12	0	2	0	0	1	0	26
22	D. Denzel-Dyson	g	5-13	2-6	2-2	1 4 5	3	14	1	2	0	0	0	0	30
03	Josh Sharkey		2-7	0-2	0-1	2 2 4	1	4	1	1	0	0	0	0	23
13	Eric Adams		1-3	0-0	0-0	2 3 5	3	2	1	1	0	0	0	0	10
15	Justin Hopkins		1-4	1-2	1-2	0 0 0	2	4	1	1	0	0	0	0	21
Team					3 1 4			2							
Totals			19-58	8-27	9-11	14 20 34	14	55	9	16	1	2	0	0	200

FG % 1st Half: 13-29 44.8% 2nd half: 6-29 20.7% Game: 19-58 32.8% Deadball Rebounds 2,3
3FG % 1st Half: 7-14 50.0% 2nd half: 1-13 7.7% Game: 8-27 29.6%
FT % 1st Half: 2-3 66.7% 2nd half: 7-8 87.5% Game: 9-11 81.8%

Cincinnati 70 • 4-1

#	Player	Total		3-Ptr		Rebounds			PF	TP	A TO Blk			Stl	Min
		FG-FGA	FG-FGA	FT-FTA	Off Def Tot	PF	TP	A TO Blk							
11	CLARK, Gary	f	4-8	0-2	5-10	5 2 7	1	13	0	2	1	1	1	0	35
24	WASHINGTON, Kyle	f	8-11	0-0	2-2	5 7 12	4	18	1	1	3	0	0	0	22
25	JOHNSON, Kevin	c	4-12	2-8	0-0	1 0 1	4	10	2	2	0	3	0	0	35
01	EVANS, Jacob	g	4-11	1-3	3-3	2 5 7	3	12	3	2	1	2	0	0	33
10	CAUPAIN, Troy	g	3-10	1-4	0-0	2 3 5	0	7	4	1	2	2	0	0	36
03	JENIFER, Justin		0-3	0-2	0-2	0 0 0	1	0	1	1	0	0	0	0	9
13	SCOTT, Tre		0-2	0-0	0-0	0 2 2	0	0	0	0	0	0	0	0	7
34	BROOKS, Nysier		4-5	0-0	2-3	2 2 4	0	10	0	1	3	1	0	0	15
33	CUMBERLAND, Jarron		0-1	0-1	0-0	1 1 2	0	0	1	0	0	0	0	0	8
Team					0 2 2										
Totals			27-63	4-20	12-20	18 24 42	13	70	12	10	10	9	0	0	200

FG % 1st Half: 13-34 38.2% 2nd half: 14-29 48.3% Game: 27-63 42.9% Deadball Rebounds 3,1
3FG % 1st Half: 3-10 30.0% 2nd half: 1-6 16.7% Game: 4-20 20.0%
FT % 1st Half: 1-2 50.0% 2nd half: 11-18 61.1% Game: 12-20 60.0%

Officials: Steve Olson, Timothy Nestor, Nate Green
Technical fouls: Samford-None. Cincinnati-None.
Attendance: 7422

Score by periods	1st	2nd	Total
Samford	35	20	55
Cincinnati	30	40	70

Last FG - SAM 2nd-01:23, CIN 2nd-01:02.
Largest lead - SAM by 16 1st-04:07, CIN by 17 2nd-01:33.

Score tied - 0 times.
Lead changed - 2 times.

GAME 7 • DEC. 1, 2016
RV/RV CINCINNATI (55) AT 19/21 IOWA STATE (54) OT
HILTON COLISEUM (AMES, IOWA)

Cincinnati 55 • 6-1

#	Player	Total		3-Ptr		Rebounds			PF	TP	A TO Blk			Stl	Min
		FG-FGA	FG-FGA	FT-FTA	Off Def Tot	PF	TP	A TO Blk							
01	EVANS, Jacob	*	4-12	1-5	2-2	1 2 3	1	11	2	3	0	1	0	0	42
10	CAUPAIN, Troy	*	2-11	0-6	3-3	1 9 10	2	7	1	3	1	1	0	0	42
11	CLARK, Gary	*	5-8	0-1	1-2	4 6 10	2	11	2	2	3	0	0	0	37
24	WASHINGTON, Kyle	*	6-15	1-3	0-1	4 6 10	3	13	1	1	1	0	0	0	31
25	JOHNSON, Kevin	*	4-10	1-5	2-2	0 4 4	2	11	1	0	0	1	0	0	39
00	MOORE, Quadri		0-1	0-0	0-0	0 1 1	0	0	0	0	0	0	0	0	2
03	JENIFER, Justin		0-1	0-0	0-0	0 0 0	1	0	1	0	0	0	0	0	5
13	SCOTT, Tre		0-1	0-0	0-0	2 1 3	0	0	1	1	0	0	0	0	12
33	BROOKS, Nysier		1-1	0-0	0-0	3 1 4	1	2	0	2	0	0	0	0	8
34	CUMBERLAND, Jarron		0-2	0-1	0-0	0 0 0	1	0	0	0	0	0	0	0	7
Team					1 0 1			2							
Totals			22-62	3-21	8-10	16 30 46	13	55	9	14	5	4	0	0	225

FG % 1st Half: 9-28 32.1% 2nd half: 12-31 38.7% OT: 1-3 33.3% Game: 22-62 35.5% Deadball Rebounds 2,1
3FG % 1st Half: 3-13 23.1% 2nd half: 0-7 0.0% OT: 0-1 0.0% Game: 3-21 14.3%
FT % 1st Half: 4-4 100.0 2nd half: 1-2 50.0% OT: 3-4 75.0% Game: 8-10 80.0%

Iowa State 54 • 5-2

#	Player	Total		3-Ptr		Rebounds			PF	TP	A TO Blk			Stl	Min
		FG-FGA	FG-FGA	FT-FTA	Off Def Tot	PF	TP	A TO Blk							
05	Holden, Merrill	*	0-1	0-0	0-0	0 2 2	4	0	0	1	0	0	0	0	16
11	Morris, Monte	*	7-16	0-3	1-1	1 1 2	0	15	2	1	1	0	0	0	39
15	Mitrou-Long, Naz	*	0-7	0-5	0-0	1 1 2	1	0	1	1	0	1	0	0	37
21	Thomas, Matt	*	5-11	3-8	0-0	1 6 7	2	13	0	3	0	4	0	0	35
30	Burton, Deonte	*	4-13	1-3	0-0	5 3 8	3	9	0	0	0	0	0	0	30
04	Weiler-Babb, Nick	*	1-3	0-0	0-0	0 3 3	0	2	1	0	0	0	0	0	21
01	Jackson, Donovan		1-2	1-2	1-2	0 0 0	1	4	0	0	0	0	0	0	11
10	Bowie, Darrell		4-7	0-0	3-8	2 5 7	2	11	1	0	2	1	0	0	36
Team					0 3 3			1							
Totals			22-60	5-21	5-11	10 24 34	13	54	5	7	3	6	0	0	225

FG % 1st Half: 9-20 45.0% 2nd half: 11-32 34.4% OT: 2-8 25.0% Game: 22-60 36.7% Deadball Rebounds 3
3FG % 1st Half: 3-13 23.1% 2nd half: 2-7 28.6% OT: 0-3 0.0% Game: 5-21 23.8%
FT % 1st Half: 3-8 37.5% 2nd half: 2-3 66.7% OT: 0-0 0.0% Game: 5-11 45.5%

Officials: Kelly Self, James Luckie, Chris Rastatter
Technical fouls: Cincinnati-None. Iowa State-None.
Attendance: 14384
AP Ranking: ISU #19
Fouled Out: none

Score by periods	1st	2nd	OT	Total
Cincinnati	25	25	5	55
Iowa State	24	26	4	54

Last FG - CIN OT-01:14, ISU OT-02:29.
Largest lead - CIN by 4 1st-14:16, ISU by 7 1st-03:05.

Score tied - 9 times.
Lead changed - 16 times.

GAME 6 • NOV. 26, 2016
LIPSCOMB (68) AT RV/RV CINCINNATI (91)
FIFTH THIRD ARENA (CINCINNATI, OHIO)

Lipscomb 68 • 2-5

#	Player	Total		3-Ptr		Rebounds			PF	TP	A TO Blk			Stl	Min
		FG-FGA	FG-FGA	FT-FTA	Off Def Tot	PF	TP	A TO Blk							
22	PEPPER, Eli	f	0-3	0-3	0-0	0 4 4	3	0	0	0	1	0	0	0	23
00	MARBERRY, Rob	c	4-8	0-0	1-2	2 1 3	1	9	0	2	2	1	0	0	23
02	WILLIAMS, Josh	g	4-10	2-4	0-0	3 2 5	3	10	0	6	0	0	0	0	23
05	MORAN, Nathan	g	2-5	2-5	2-2	0 4 4	3	8	4	2	0	0	0	0	23
24	MATHEWS, Garrison	g	8-17	2-7	1-1	1 6 7	4	19	2	2	0	0	0	0	29
03	BUCKLAND, Michael		0-5	0-2	0-0	0 0 0	0	0	0	3	0	0	0	0	16
21	COOPER, Kenny		2-5	0-3	0-0	0 3 3	3	4	0	0	0	0	0	0	23
23	KORN, Aaron		2-5	1-3	0-0	1 3 4	3	5	2	2	0	1	0	0	22
55	BRAMMEIER, George		6-8	0-0	1-1	3 1 4	2	13	2	1	1	0	0	0	18
Team					5 0 5			1							
Totals			28-66	7-27	5-6	15 24 39	22	68	14	19	4	3	0	0	200

FG % 1st Half: 11-31 35.5% 2nd half: 17-35 48.6% Game: 28-66 42.4% Deadball Rebounds 0
3FG % 1st Half: 4-14 28.6% 2nd half: 3-13 23.1% Game: 7-27 25.9%
FT % 1st Half: 2-2 100.0 2nd half: 3-4 75.0% Game: 5-6 83.3%

Cincinnati 91 • 5-1

#	Player	Total		3-Ptr		Rebounds			PF	TP	A TO Blk			Stl	Min
		FG-FGA	FG-FGA	FT-FTA	Off Def Tot	PF	TP	A TO Blk							
11	CLARK, Gary	f	1-2	0-0	0-0	0 2 2	1	2	0	0	0	0	0	0	6
24	WASHINGTON, Kyle	f	6-9	0-0	3-5	1 1 2	3	15	2	1	1	0	1	0	23
01	EVANS, Jacob	g	5-8	2-3	2-3	1 3 4	2	14	4	0	0	2	0	0	28
10	CAUPAIN, Troy	g	3-6	2-4	0-0	1 4 5	1	8	5	2	0	0	0	0	29
25	JOHNSON, Kevin	g	4-8	1-4	4-5	0 3 3	0	13	1	2	0	1	0	0	31
00	MOORE, Quadri		1-6	1-2	0-0	0 3 3	2	3	0	1	0	0	0	0	8
03	JENIFER, Justin		2-4	1-1	0-0	0 2 2	0	5	2	2	0	1	0	0	13
13	SCOTT, Tre		3-6	0-0	3-5	4 5 9	2	9	5	2	5	0	0	0	29
14	BART, Jackson		0-0	0-0	0-0	0 0 0	0	0	0	0	0	0	0	0	1
33	BROOKS, Nysier		2-4	0-0	1-1	0 0 0	2	5	0	0	0	0	0	0	9
34	CUMBERLAND, Jarron		4-6	1-3	8-10	0 1 1	1	17	1	2	1	3	0	0	22
45	TOBLER, Zack		0-0	0-0	0-0	0 0 0	0	0	0	0	0	0	0	0	1
Team					0 0 0										
Totals			31-59	8-17	21-29	7 24 31	14	91	20	11	8	8	0	0	200

FG % 1st Half: 14-32 43.8% 2nd half: 17-27 63.0% Game: 31-59 52.5% Deadball Rebounds 5
3FG % 1st Half: 3-10 30.0% 2nd half: 5-7 71.4% Game: 8-17 47.1%
FT %

GAME 9 • DEC. 10, 2016
22/23 CINCINNATI (65) AT 16/15 BUTLER (75)
HINKLE FIELDHOUSE (INDIANAPOLIS, IND.)

Cincinnati 65 • 7-2

#	Player	Total		3-Ptr		Rebounds			PF	TP	A	TO	Blk	Stl	Min
		FG-FGA	FG-FGA	FT-FTA	Off Def Tot	PF	TP	A TO Blk Stl							
11	CLARK, Gary	f	7-13	0-3	0-2	3	9	12	0	14	1	0	0	1	34
24	WASHINGTON, Kyle	f	2-8	2-4	1-2	0	0	0	5	7	0	1	0	0	19
01	EVANS, Jacob	g	5-12	2-5	2-2	2	3	5	4	14	1	2	1	0	38
10	CAUPAIN, Troy	g	9-15	2-7	2-5	2	3	5	4	22	2	2	0	1	38
25	JOHNSON, Kevin	g	2-9	0-4	0-0	1	1	2	2	4	2	1	0	1	29
00	MOORE, Quadri	g	0-3	0-1	0-0	0	3	3	0	0	0	0	0	0	12
03	JENIFER, Justin	g	0-1	0-1	0-0	1	1	2	1	0	1	1	0	0	9
13	SCOTT, Tre	g	0-1	0-0	0-0	0	3	3	0	0	0	0	0	0	11
33	BROOKS, Nysier	g	0-0	0-0	0-0	0	0	0	0	0	0	0	0	0	1
34	CUMBERLAND, Jarron	g	1-3	0-1	2-2	1	0	1	3	4	1	1	0	1	9
Team						1	1	2	1						
Totals			26-65	6-26	7-13	11	24	35	20	65	8	8	1	4	200
FG % 1st Half: 14-32 43.8% 2nd half: 12-33 36.4% Game: 26-65 40.0% Deadball Rebounds 3,1															
3FG % 1st Half: 4-11 36.4% 2nd half: 2-15 13.3% Game: 6-26 23.1%															
FT % 1st Half: 3-5 60.0% 2nd half: 4-8 50.0% Game: 7-13 53.8%															

Butler 75 • 9-1

#	Player	Total		3-Ptr		Rebounds			PF	TP	A	TO	Blk	Stl	Min
		FG-FGA	FG-FGA	FT-FTA	Off Def Tot	PF	TP	A TO Blk Stl							
04	WIDEMAN, Tyler	f	3-5	0-0	0-0	1	3	4	3	6	0	0	1	0	23
45	CHRABASCZ, Andrew	f	3-10	1-2	5-6	1	3	4	1	12	5	0	0	0	35
01	LEWIS, Tyler	g	1-3	0-2	7-8	2	2	4	2	9	3	1	0	0	29
03	BALDWIN, Kamar	g	3-6	1-1	1-2	0	7	7	2	8	0	3	1	0	24
22	McDERMOTT, Sean	g	2-3	2-3	1-2	0	2	2	3	7	0	0	0	0	18
00	WOODSON, Avery	g	1-5	0-2	2-2	0	1	1	1	4	1	0	0	2	16
11	SAVAGE, Kethan	g	0-3	0-2	0-0	0	2	2	0	0	2	2	0	0	10
30	MARTIN, Kelan	g	6-14	3-7	5-6	1	3	4	1	20	2	0	0	0	31
50	BRUNK, Joey	g	0-0	0-0	0-0	0	0	0	0	0	0	0	0	0	1
51	FOWLER, Nate	g	4-5	1-1	0-0	0	4	4	2	9	0	0	0	0	13
Team						2	0	2							
Totals			23-54	8-20	21-26	7	27	34	15	75	13	6	4	1	200
FG % 1st Half: 13-26 50.0% 2nd half: 10-28 35.7% Game: 23-54 42.6% Deadball Rebounds 4,4															
3FG % 1st Half: 7-12 58.3% 2nd half: 1-8 12.5% Game: 8-20 40.0%															
FT % 1st Half: 2-2 100.0 2nd half: 19-24 79.2% Game: 21-26 80.8%															

Officials: Michael Stephens, Brian O'Connell, Brent Hampton
Technical fouls: Cincinnati-TEAM. Butler-None.
Attendance: 9176

Score by periods	1st	2nd	Total
Cincinnati	35	30	65
Butler	35	40	75

Last FG - CIN 2nd-01:18, BUTLER 2nd-03:21.
Largest lead - CIN by 4 1st-14:02, BUTLER by 12 2nd-05:02.

Points	In	Off	2nd	Fast	Bench
CIN	32	8	14	6	4
BUTLER	26	11	7	0	33

Score tied - 4 times.
Lead changed - 7 times.

GAME 11 • DEC. 17, 2016
FAIRLEIGH DICKINSON (68) AT 25/23 CINCINNATI (119)
FIFTH THIRD ARENA (CINCINNATI, OHIO)

Fairleigh Dickinson 68 • 2-9

#	Player	Total		3-Ptr		Rebounds			PF	TP	A	TO	Blk	Stl	Min
		FG-FGA	FG-FGA	FT-FTA	Off Def Tot	PF	TP	A TO Blk Stl							
12	Kaleb BISHOP	f	0-1	0-0	2-2	1	1	2	3	2	1	2	0	0	20
34	Mike HOLLOWAY	f	0-0	0-0	0-0	0	1	1	3	0	1	3	0	2	11
00	Stephan JIGGETTS	g	5-13	3-4	11-12	0	0	0	3	24	5	5	0	1	35
02	Darian ANDERSON	g	5-15	1-6	2-2	1	2	3	1	13	4	2	0	1	33
05	Earl POTTS Jr	g	3-13	2-7	0-0	0	5	5	3	8	1	2	1	0	29
01	Darnell EDGE	g	1-4	1-1	0-0	0	1	1	4	3	0	2	0	0	15
13	Mike SCHROBACK	g	0-1	0-1	2-2	0	2	2	0	2	1	1	0	0	8
12	Tyrone O'GARRO	g	2-5	0-0	1-2	2	0	2	2	5	0	2	0	0	10
22	Ashton MALONE-DUNS	g	1-1	0-0	0-0	0	0	0	1	2	0	0	0	0	1
24	Nadi BECIRI	g	1-4	1-1	2-2	4	2	6	0	5	2	2	0	0	16
35	Malik MILLER	g	2-6	0-0	0-0	3	1	4	1	5	4	1	1	1	22
Team						2	0	2							
Totals			20-63	8-20	20-22	13	15	28	21	68	15	22	2	5	200
FG % 1st Half: 7-29 24.1% 2nd half: 13-34 38.2% Game: 20-63 31.7% Deadball Rebounds 3,1															
3FG % 1st Half: 3-8 37.5% 2nd half: 5-12 41.7% Game: 8-20 40.0%															
FT % 1st Half: 9-10 90.0% 2nd half: 11-12 91.7% Game: 20-22 90.9%															

Cincinnati 119 • 9-2

#	Player	Total		3-Ptr		Rebounds			PF	TP	A	TO	Blk	Stl	Min
		FG-FGA	FG-FGA	FT-FTA	Off Def Tot	PF	TP	A TO Blk Stl							
11	CLARK, Gary	f	2-3	0-0	2-2	2	6	8	0	6	4	0	1	1	13
24	WASHINGTON, Kyle	f	6-7	0-0	0-0	2	6	8	0	12	0	5	0	0	21
01	EVANS, Jacob	g	5-9	2-5	5-8	2	3	5	2	17	4	0	0	0	22
10	CAUPAIN, Troy	g	3-4	1-1	3-4	1	3	4	2	10	8	1	0	2	22
25	JOHNSON, Kevin	g	6-10	4-6	2-2	1	1	2	2	18	1	2	1	3	25
00	MOORE, Quadri	g	3-5	1-3	2-2	0	2	2	3	9	0	1	0	2	14
03	JENIFER, Justin	g	6-11	1-4	0-0	0	0	0	2	13	5	2	0	2	23
13	SCOTT, Tre	g	5-5	0-0	0-4	1	2	3	1	10	2	0	0	1	15
14	BART, Jackson	g	0-0	0-0	0-0	0	0	0	1	0	0	0	0	0	2
32	KOZ, John	g	0-0	0-0	0-0	0	0	0	0	0	0	0	0	0	2
33	BROOKS, Nysier	g	3-5	0-0	2-4	1	2	3	2	8	0	0	1	1	15
34	CUMBERLAND, Jarron	g	4-8	3-6	0-0	1	3	4	3	11	5	0	0	1	20
45	TOBLER, Zack	g	1-1	0-0	3-3	1	1	2	1	5	0	1	0	1	6
Team						0	0	0							
Totals			44-68	12-25	19-29	12	29	41	19	119	29	12	4	13	200
FG % 1st Half: 23-34 67.6% 2nd half: 21-34 61.8% Game: 44-68 64.7% Deadball Rebounds 6															
3FG % 1st Half: 6-11 54.5% 2nd half: 6-14 42.9% Game: 12-25 48.0%															
FT % 1st Half: 13-22 59.1% 2nd half: 6-7 85.7% Game: 19-29 65.5%															

Officials: Mike Nance, Rodrick Dixon, Justin Qualls
Technical fouls: Fairleigh Dickinson-None. Cincinnati-None.
Attendance: 7017

Score by periods	1st	2nd	Total
Fairleigh Dickinson	26	42	68
Cincinnati	65	54	119

Last FG - FDU 2nd-00:02, CIN 2nd-00:55.
Largest lead - FDU by 2 1st-18:07, CIN by 53 2nd-04:32.

Score tied - 1 time.
Lead changed - 2 times.

GAME 10 • DEC. 13, 2016
TEXAS SOUTHERN (58) AT 25/23 CINCINNATI (96)
FIFTH THIRD ARENA (CINCINNATI, OHIO)

Texas Southern 58 • 4-6

#	Player		Total		3-Ptr		Rebounds			PF	TP	A	TO	Blk	Stl	Min
			FG-FGA	FG-FGA	FT-FTA	Off	Def	Total								
23	Derrick Griffin	f	4-5	0-0	0-0	3	5	8	5	8	2	2	1	0	33	
24	Marvin Jones	c	2-4	0-1	0-0	3	2	5	3	4	0	1	1	0	19	
03	Demontae Jefferson	g	4-20	1-7	4-6	0	0	0	1	13	5	3	0	0	40	
04	Kevin Scott	g	0-3	0-1	0-0	1	0	1	0	0	1	2	0	0	10	
11	Dulani Robinson	g	1-4	1-3	0-0	0	1	1	1	3	2	0	0	0	16	
01	Jalan McCloud	g	2-9	0-2	5-5	1	1	2	0	9	0	0	0	0	23	
02	Zach Lofton	g	2-11	0-3	0-0	0	5	5	1	4	1	1	1	0	20	
05	Tyree Bynum	g	3-6	3-5	1-1	0	0	0	0	10	0	0	0	0	14	
15	Stephan Bennett	g	3-6	0-0	0-0	2	4	6	0	6	2	1	0	0	18	
25	Jamie Rutherford	g	0-1	0-1	1-2	0	1	1	1	1	0	0	0	0	7	
Team						4	4	8								
Totals			21-69	5-23	11-14	14	23	37	12	58	13	10	3	0	200	
FG % 1st Half: 10-36			27.8%	2nd half: 11-33	33.3%	Game: 21-69			30.4%	Deadball						
3FG % 1st Half: 1-10			10.0%	2nd half: 4-13	30.8%	Game: 5-23			21.7%	Rebounds						
FT % 1st Half: 2-2			100.0	2nd half: 9-12	75.0%	Game: 11-14			78.6%	2,1						

GAME 13 • DEC. 28, 2016
23/23 CINCINNATI (56) AT TEMPLE (50)
LIACOURAS CENTER (PHILADELPHIA, PA.)

Cincinnati 56 • 11-2, 1-0

#	Player		Total		3-Ptr		Rebounds			PF	TP	A	TO	Blk	Stl	Min		
			FG-FGA	FG-FGA	FT-FTA	Off	Def	Tot										
11	CLARK, Gary	f	4-10	0-1	3-6	2	4	6	3	11	1	3	2	1	33			
24	WASHINGTON, Kyle	f	2-9	1-3	1-2	3	4	7	1	6	0	1	1	0	18			
01	EVANS, Jacob	g	4-11	0-2	3-4	2	3	5	4	11	1	1	1	2	26			
10	CAUPAIN, Troy	g	2-8	1-3	0-0	0	6	6	2	5	2	1	0	1	37			
25	JOHNSON, Kevin	g	0-3	0-2	5-6	1	2	3	1	5	0	2	0	1	27			
00	MOORE, Quadri		2-4	1-2	0-0	0	0	0	0	5	0	0	0	0	4			
03	JENIFER, Justin		1-3	0-1	0-0	0	0	0	1	2	1	0	0	1	12			
13	SCOTT, Tre		2-3	0-0	1-1	1	5	6	0	5	0	2	1	2	21			
33	BROOKS, Nysier		0-1	0-0	0-0	1	1	2	2	0	0	1	1	0	3			
34	CUMBERLAND, Jarron		2-6	2-4	0-1	3	2	5	2	6	2	3	0	0	19			
Team						1	5	6				1						
Totals						19-58	5-18	13-20	14	32	46	16	56	7	15	6	8	200
FG % 1st Half: 11-31 35.5%			2nd half: 8-27 29.6%			Game: 19-58 32.8%			Deadball Rebounds 3									
3FG % 1st Half: 3-11 27.3%			2nd half: 2-7 28.6%			Game: 5-18 27.8%												
FT % 1st Half: 1-1 100.0%			2nd half: 12-19 63.2%			Game: 13-20 65.0%												

Temple 50 • 9-5, 0-1

#	Player		Total		3-Ptr		Rebounds			PF	TP	A	TO	Blk	Stl	Min
			FG-FGA	FG-FGA	FT-FTA	Off	Def	Tot								
00	ENECHIONYIA, Obi	f	3-10	0-5	1-2	0	10	10	3	7	1	4	1	0	36	
24	AFLAKPUI, Ernest	c	2-2	0-0	0-0	4	7	11	5	4	1	3	0	1	28	
02	MOORE II, Alani	g	3-9	3-7	1-2	0	3	3	1	10	0	1	0	0	33	
03	ALSTON, JR., Shizz	g	4-15	1-6	1-2	1	1	2	3	10	3	3	0	1	38	
04	DINGLE, Daniel	g	4-17	1-6	6-9	2	2	4	4	15	2	3	1	2	35	
10	WILLIAMS, Mark		0-2	0-1	0-0	2	2	4	1	0	0	2	0	0	13	
13	ROSE, Quinton		0-5	0-1	4-4	1	1	2	1	4	1	0	0	1	15	
22	ROBBINS, Mike		0-0	0-0	0-0	0	0	0	0	0	0	0	0	0	2	
Team						4	3	7								
Totals				16-60	5-26	13-19	14	29	43	18	50	8	16	2	5	200
FG % 1st Half: 8-29			27.6%	2nd half: 8-31	25.8%	Game: 16-60			26.7%	Deadball Rebounds 4						
3FG % 1st Half: 4-12			33.3%	2nd half: 1-14	7.1%	Game: 5-26			19.2%							
FT % 1st Half: 6-8			75.0%	2nd half: 7-11	63.6%	Game: 13-19			68.4%							

Officials: Karl Hess, Don Daily, Zelton Steed
Technical fouls: Cincinnati-None. Temple-None.
Attendance: 5478

Score by periods	1st	2nd	Total
Cincinnati	26	30	56
Temple	26	24	50

Last FG - CIN 2nd-04:04, TU 2nd-01:31.
Largest lead - CIN by 9 1st-15:27, TU by 4 2nd-16:24.

Points	In	Off	2nd	Fast	Bench
CIN	24	10	12	4	18
TU	18	10	8	2	4

Score tied - 8 times.
Lead changed - 4 times.

GAME 15 • JAN. 7, 2017
22/22 CINCINNATI (67) AT HOUSTON (58)
HOFHEINZ PAVILLION (HOUSTON, TEXAS)

Cincinnati 67 • 13-2, 3-0

#	Player		Total		3-Ptr		Rebounds			PF	TP	A	TO	Blk	Stl	Min
			FG-FGA	FG-FGA	FT-FTA	Off	Def	Tot								
01	EVANS, Jacob	f	4-12	3-7	1-3	1	4	5	0	12	3	1	1	4	1	35
11	CLARK, Gary	f	4-8	2-4	1-2	4	4	8	1	11	2	1	3	0	34	
24	WASHINGTON, Kyle	f	8-17	1-3	2-4	2	7	9	3	19	0	2	2	1	34	
10	CAUPAIN, Troy	g	3-6	2-3	5-8	1	5	6	3	13	5	0	1	0	25	
25	JOHNSON, Kevin	g	2-9	2-4	4-4	2	3	5	2	10	1	1	0	1	31	
03	JENIFER, Justin		0-2	0-1	0-0	0	1	1	1	0	3	1	0	0	14	
13	SCOTT, Tre		0-0	0-0	0-0	0	0	0	2	0	0	0	1	0	6	
33	BROOKS, Nysier		0-0	0-0	0-0	0	1	1	1	0	0	1	0	0	5	
34	CUMBERLAND, Jarron		1-3	0-2	0-0	0	2	2	2	2	1	2	0	0	16	
Team						3	3	6			2					
Totals				22-57	10-24	13-21	13	30	43	15	67	15	11	8	3	200
FG % 1st Half: 11-31 35.5%			2nd half: 11-26 42.3%			Game: 22-57 38.6%			Deadball Rebounds							
3FG % 1st Half: 6-14 42.9%			2nd half: 4-10 40.0%			Game: 10-24 41.7%			3							
FT % 1st Half: 2-5 40.0%			2nd half: 11-16 68.8%			Game: 13-21 61.9%										

Houston 58 • 12-4, 3-1

#	Player		Total		3-Ptr		Rebounds			PF	TP	A	TO	Blk	Stl	Min
			FG-FGA	FG-FGA	FT-FTA	Off	Def	Tot								
00	KNOWLES, Danrad	f	0-3	0-0	0-2	0	2	2	2	0	0	1	0	0	0	15
33	MEYER, Kyle	c	0-1	0-0	0-2	0	2	2	2	0	0	0	0	0	0	12
21	DOTSON, Damyean	g	4-11	2-7	0-0	2	8	10	3	10	0	2	0	0	0	40
25	ROBINSON, Jr., Galen	g	4-12	0-2	2-3	2	3	5	0	10	3	2	0	2	38	
32	GRAY, Rob	g	9-22	0-7	3-3	0	4	4	4	21	1	2	0	0	0	34
03	BROOKS, Armoni		0-0	0-0	0-0	0	2	2	3	0	0	1	0	0	0	7
12	VANBECK, Wes		3-8	1-3	4-4	2	2	4	2	11	2	1	0	1	1	23
13	NKALI, Bertrand		3-6	0-0	0-0	4	1	5	4	6	0	0	4	0	0	31
Team						2	3	5	1							
Totals				23-63	3-19	9-14	12	27	39	21	58	6	9	4	3	200
FG % 1st Half: 10-27 37.0%			2nd half: 13-36 36.1%			Game: 23-63 36.5%			Deadball Rebounds 3							
3FG % 1st Half: 1-10 10.0%			2nd half: 2-9 22.2%			Game: 3-19 15.8%										
FT % 1st Half: 4-9 44.4%			2nd half: 5-5 100.0			Game: 9-14 64.3%										

Officials: Ted Valentine (R), Bill Jacobson (U1), Don Daily (U2)
Technical fouls: Cincinnati-None. Houston-TEAM.
Attendance: 4875

Score by periods	1st	2nd	Total
Cincinnati	30	37	67
Houston	25	33	58

Last FG - CIN 2nd-02:58, HOU 2nd-00:24.
Largest lead - CIN by 14 2nd-12:13, HOU None.

Score tied - 0 times.
Lead changed - 0 times.

GAME 14 • JAN. 1, 2017
TULANE (56) AT 23/23 CINCINNATI (92)
FIFTH THIRD ARENA (CINCINNATI, OHIO)

Tulane 56 • 3-11, 0-2

#	Player		Total		3-Ptr		Rebounds			PF	TP	A	TO	Blk	Stl	Min
			FG-FGA	FG-FGA	FT-FTA	Off	Def	Tot								
15	SMITH, Ryan	c	1-2	0-0	1-3	1	0	1	5	3	2	1	1	0	11	
03	ONA EMBO, Ray	g	2-5	0-0	7-9	1	1	2	0	11	2	4	1	0	27	
05	REYNOLDS, Cameron	g	5-14	1-4	6-8	1	1	2	3	17	2	1	0	1	34	
13	MORGAN, Malik	g	2-5	0-3	0-0	2	1	3	2	4	1	0	0	0	15	
35	FRAZIER, Melvin	g	3-9	0-3	3-4	5	4	9	1	9	2	4	1	1	28	
02	JOHNSON, Jackson		0-0	0-0	0-0	0	0	0	1	0	0	0	0	0	2	
04	CONROY, Riley		0-1	0-0	0-0	0	0	0	0	0	0	0	0	0	1	
10	JULIEN, Von		0-2	0-2	0-0	0	0	0	0	0	1	0	0	0	9	
11	HARRIS, Kain		3-15	2-7	2-2	0	1	1	2	10	0	3	0	2	23	
12	REYES, Sammis		1-3	0-0	0-2	3	8	11	4	2	2	0	2	1	27	
14	SLATER, Colin		0-1	0-1	0-0	0	0	0	1	0	1	1	0	0	9	
22	JONES, Darian		0-1	0-1	0-0	0	0	0	0	0	0	1	0	0	3	
23	PAUL, Blake		0-4	0-0	0-0	0	0	0	2	0	0	0	0	0	11	
30	WOODSIDE, Bernard		0-0	0-0	0-0	0	0	0	0	0	0	0	0	0	0+	
Team						4	2	6								
Totals			17-62	3-21	19-28	17	18	35	21	56	13	15	5	5	200	
FG % 1st Half: 11-30 36.7%																
2nd half: 6-32 18.8%																
3FG % 1st Half: 3-11 27.3%																
2nd half: 0-10 0.0%																
FT % 1st Half: 2-4 50.0%																
2nd half: 17-24 70.8%																
Game: 17-62 27.4%																
Game: 19-28 67.9%																
Deadball Rebounds 6,1																

GAME 17 • JAN. 12, 2017
22/22 CINCINNATI (55) AT EAST CAROLINA (46)
MINGES COLISEUM (GREENVILLE, N.C.)

Cincinnati 55 • 15-2,5-0 AAC

#	Player		Total		3-Ptr	Rebounds			PF	TP	A	TO	Blk	Stl	Min
			FG-FGA	FG-FGA	FT-FTA	Off	Def	Tot							
11	CLARK, Gary	f	3-6	0-1	2-2	4	5	9	3	8	1	1	0	1	27
24	WASHINGTON, Kyle	f	6-15	0-0	4-4	3	8	11	1	16	0	1	3	0	26
01	EVANS, Jacob	g	2-7	0-2	6-7	2	2	4	4	10	3	0	1	1	27
10	CAUPAIN, Troy	g	3-5	1-1	1-1	0	4	4	1	8	0	3	0	0	33
25	JOHNSON, Kevin	g	2-11	1-3	0-0	2	3	5	2	5	4	0	0	3	29
00	MOORE, Quadri		0-0	0-0	0-0	0	0	0	0	0	0	0	0	1	5
03	JENIFER, Justin		1-2	0-1	0-0	0	0	0	1	2	0	0	0	0	11
13	SCOTT, Tre		0-2	0-0	0-0	0	3	3	0	0	1	2	0	0	8
33	BROOKS, Nysier		1-3	0-0	0-0	1	3	4	1	2	0	2	5	1	13
34	CUMBERLAND, Jarron		1-7	0-4	2-3	2	2	4	2	4	1	0	0	1	21
	Team					2	1	3			2				
	Totals		19-58	2-12	15-17	16	31	47	15	55	10	11	9	8	200

FG % 1st Half: 11-31 35.5% 2nd half: 8-27 29.6% Game: 19-58 32.8%
3FG % 1st Half: 2-9 22.2% 2nd half: 0-3 0.0% Game: 2-12 16.7%
FT % 1st Half: 7-7 100.0 2nd half: 8-10 80.0% Game: 15-17 88.2%

East Carolina 46 • 9-10 1-5 AAC

#	Player		Total		3-Ptr	Rebounds			PF	TP	A	TO	Blk	Stl	Min
			FG-FGA	FG-FGA	FT-FTA	Off	Def	Tot							
00	RIAK, Deng	f	0-3	0-1	0-0	2	3	5	2	0	1	1	1	0	25
02	WHITE, Caleb	f	0-7	0-4	0-0	0	0	0	2	0	0	2	0	0	18
31	WASHINGTON, Andre	c	1-3	0-0	0-2	4	3	7	3	2	2	0	5	1	32
04	HUGHES, Elijah	g	5-13	3-9	5-7	0	3	3	4	18	0	0	2	0	33
15	BARKLEY, Kentrell	g	2-10	1-4	4-4	3	7	10	3	9	1	3	0	0	37
01	SHEPPARD, Jeremy		5-16	0-5	3-4	1	2	3	1	13	1	4	0	2	29
13	NZEGE, Michel		2-6	0-0	0-0	2	1	3	1	4	0	1	0	0	18
22	WILKINS, Raquan		0-1	0-0	0-0	0	1	1	0	0	0	0	0	0	4
25	CRAIG, Jabari		0-0	0-0	0-0	0	0	0	1	0	0	0	0	0	4
Team						2	2	4							
Totals			15-59	4-23	12-17	14	22	36	17	46	5	11	8	3	200

FG % 1st Half: 7-29 24.1% 2nd half: 8-30 26.7% Game: 15-59 25.4%
3FG % 1st Half: 3-13 23.1% 2nd half: 1-10 10.0% Game: 4-23 17.4%
FT % 1st Half: 6-8 75.0% 2nd half: 6-9 66.7% Game: 12-17 70.6%

Officials: Michael Stephens, Steve Olson, Chris Beaver
Technical fouls: Cincinnati-None. East Carolina-None.
Attendance: 4597

Score by periods	1st	2nd	Total
Cincinnati	31	24	55
East Carolina	23	23	46

Last FG - CIN 2nd-03:18, ECU 2nd-02:05.
Largest lead - CIN by 12 2nd-07:55, ECU by 2 1st-10:54.

Score tied - 2 times.
Lead changed - 2 times.

GAME 19 • JAN. 21, 2017
20/20 CINCINNATI (78) AT TULANE (61)
DEVLIN FIELDHOUSE (NEW ORLEANS, LA.)

Cincinnati 78 • 17-2, 7-0 AAC

#	Player		Total		3-Ptr	Rebounds			PF	TP	A	TO	Blk	Stl	Min			
			FG	FGA	FG-FGA	FT	FTA	Off								Def	Tot	
11	CLARK, Gary	f	3	5	0	0	0	3	3	6	2	6	2	1	1	0	30	
24	WASHINGTON, Kyle	f	2	3	0	0	0	1	0	1	5	4	1	1	1	0	9	
01	EVANS, Jacob	g	6	7	2	3	1	2	1	3	4	4	15	0	1	0	1	16
10	CAUPAIN, Troy	g	5	10	2	6	2	4	0	1	1	2	14	4	0	0	1	38
25	JOHNSON, Kevin	g	5	12	3	8	1	2	0	2	2	2	14	1	2	0	3	37
00	MOORE, Quadri		5	8	3	4	1	1	0	6	6	2	14	1	3	0	1	20
03	JENIFER, Justin		0	2	0	2	0	0	0	1	1	1	0	2	0	0	0	12
13	SCOTT, Tre		3	5	0	0	1	2	1	2	3	0	7	0	1	0	0	10
33	BROOKS, Nysier		0	1	0	0	0	2	1	3	4	0	1	3	0	0	0	12
34	CUMBERLAND, Jarron		2	2	0	0	0	0	1	1	1	4	2	3	0	0	0	16
Team								1	2	3				3				
Totals				31-55		10-23	6-11		9	22	31	23	78	14	18	2	6	200

FG % 1st Half: 14-26 53.8% 2nd half: 17-29 58.6% Game: 31-55 56.4%
3FG % 1st Half: 6-10 60.0% 2nd half: 4-13 30.8% Game: 10-23 43.5%
FT % 1st Half: 4-5 80.0% 2nd half: 2-6 33.3% Game: 6-11 54.5%

Tulane 61 • 4-15, 1-6 AAC

#	Player		Total		3-Ptr		Rebounds			PF	TP	A	TO	Blk	Stl	Min
			FG-FGA	FG-FGA	FT-FTA	Off	Def	Tot								
15	SMITH, Ryan	c	6-9	0-0	3-5	1	2	3	3	15	0	3	0	0	31	
03	ONA EMBO, Ray	g	2-6	0-0	3-4	0	2	2	1	7	2	2	0	0	27	
05	REYNOLDS, Cameron	g	8-12	2-4	2-2	1	4	5	4	20	0	1	0	1	38	
13	MORGAN, Malik	g	1-6	1-6	1-3	1	2	3	2	4	6	4	0	2	33	
35	FRAZIER, Melvin	g	2-7	1-3	6-6	1	2	3	3	11	0	3	0	1	25	
11	HARRIS, Kain		1-3	0-2	0-0	0	2	2	0	2	0	1	1	0	22	
12	REYES, Sammis		0-1	0-0	0-2	1	1	2	1	0	0	0	0	0	9	
14	SLATER, Colin		1-2	0-0	0-0	0	0	0	0	2	1	1	0	0	12	
23	PAUL, Blake		0-0	0-0	0-0	0	0	0	0	0	0	0	0	0	3	
Team						2	3	5			1					
Totals				21-46	4-15	15-22	7	18	25	14	61	9	16	1	4	200

FG % 1st Half: 5-19 26.3% 2nd half: 16-27 59.3% Game: 21-46 45.7%
3FG % 1st Half: 1-6 16.7% 2nd half: 3-9 33.3% Game: 4-15 26.7%
FT % 1st Half: 11-14 78.6% 2nd half: 4-8 50.0% Game: 15-22 68.2%

Officials: Jose Carrion, Patrick Evans, Kyle Regetz
Technical fouls: Cincinnati-None. Tulane-None.
Attendance: 2001

Score by periods	1st	2nd	Total
Cincinnati	38	40	78
Tulane	22	39	61

Last FG - CIN 2nd-01:47, TLN 2nd-00:46.
Largest lead - CIN by 22 2nd-10:14, TLN None.

Score tied - 0 times.
Lead changed - 0 times.

GAME 18 • JAN. 18, 2017
TEMPLE (74) AT 20/20 CINCINNATI (81)
FIFTH THIRD ARENA (CINCINNATI, OHIO)

Temple 74 • 10-10, 1-6

#	Player		Total		3-Ptr	Rebounds			PF	TP	A	TO	Blk	Stl	Min
			FG-FGA	FG-FGA	FT-FTA	Off	Def	Tot							
00	ENECHIONYIA, Obi	f	5-9	1-2	0-1	0	4	4	5	11	3	3	0	0	37
04	DINGLE, Daniel	f	2-9	2-6	6-8	1	1	2	2	12	2	2	1	2	39
24	AFLAKPUJ, Ernest	c	1-2	0-0	0-0	1	2	3	3	2	0	2	0	0	16
02	MOORE II, Alani	g	2-3	1-1	0-0	1	1	2	1	5	2	2	0	0	32
03	ALSTON, JR., Shizz	g	9-15	5-10	2-2	0	2	2	3	25	6	1	1	5	39
10	WILLIAMS, Mark	g	3-6	1-4	0-0	0	2	2	3	7	1	1	0	0	18
13	ROSE, Quinton	g	5-7	2-3	0-0	1	4	5	1	12	0	2	1	1	19
Team						1	2	3							
Totals			27-51	12-26	8-11	5	18	23	18	74	14	13	3	8	200

FG % 1st Half: 11-18 61.1% 2nd half: 16-33 48.5% Game: 27-51 52.9%
3FG % 1st Half: 3-6 50.0% 2nd half: 9-20 45.0% Game: 12-26 46.2%
FT % 1st Half: 3-4 75.0% 2nd half: 5-7 71.4% Game: 8-11 72.7%

Cincinnati 81 • 16-2, 6-0

#	Player		Total		3-Ptr		Rebounds			PF	TP	A TO Blk Stl				Min
			FG-FGA	FG-FGA	FT-FTA	Off	Def	Tot	A			TO	Blk	Stl		
11	CLARK, Gary	f	2-5	0-1	3-3	4	3	7	1	7	8	3	2	1	35	
24	WASHINGTON, Kyle	f	7-14	0-0	2-2	3	1	4	1	16	0	2	1	0	22	
01	EVANS, Jacob	g	5-10	1-3	4-6	2	2	4	2	15	3	2	1	1	37	
10	CAUPAIN, Troy	g	5-10	0-2	8-9	0	9	9	1	18	7	3	0	0	36	
25	JOHNSON, Kevin	g	6-10	3-5	1-2	0	2	2	2	16	4	1	0	1	29	
03	JENIFER, Justin		0-1	0-1	0-0	0	0	0	0	0	0	0	0	0	4	
13	SCOTT, Tre		1-1	0-0	0-0	1	0	1	1	2	0	1	0	0	5	
33	BROOKS, Nysier		1-1	0-0	0-0	1	0	1	1	2	0	0	2	0	9	
34	CUMBERLAND, Jarron		1-4	1-2	2-2	0	2	2	3	5	1	0	0	1	23	
Team						1	1	2								
Totals			28-56	5-14	20-24	12	20	32	12	81	23	12	6	4	200	

FG % 1st Half: 11-33 33.3% 2nd half: 17-23 73.9% Game: 28-56 50.0%
3FG % 1st Half: 2-10 20.0% 2nd half: 3-4 75.0% Game: 5-14 35.7%
FT % 1st Half: 2-2 100.0 2nd half: 18-22 81.8% Game: 20-24 83.3%

Officials: Mike Stuart, Lee Cassell, Byron Jarrett
Technical fouls: Temple-None. Cincinnati-None.
Attendance: 10718

Score by periods	1st	2nd	Total
Temple	28	46	74
Cincinnati	26	55	81

Points	In	Off	2nd	Fast
TU	22	24	6	12
CIN	36	19	7	4

Last FG - TU 2nd-00:24, CIN 2nd-02:02.
Largest lead - TU by 6 2nd-16:57, CIN by 13 2nd-05:58.

Score tied - 6 times.
Lead changed - 6 times.

GAME 20 • JAN. 26, 2017 • SKYLINE CHILI CROSSTOWN SHOOTOUT
24/22 XAVIER (78) AT 19/19 CINCINNATI (86)
FIFTH THIRD ARENA (CINCINNATI, OHIO)

Xavier 78 • 14-6

GAME 21 • JAN. 29, 2017
USF (53) AT 19/19 CINCINNATI (94)
FIFTH THIRD ARENA (CINCINNATI, OHIO)

USF 53 • 6-14, 0-9

#	Player		Total		3-Ptr		Rebounds			PF	TP	A TO Blk Stl				Min
			FG	FGA	FG	FGA	FT	FTA	Off			Def	Tot			
21	DA SILVA, Tulio	f	5-7	0-0	0-0	5	3	8	1	10	2	1	0	1	35	
35	ZEIGLER, Bo	f	0-3	0-0	2-2	0	2	2	5	2	1	2	1	1	20	
33	GUERRERO, Ruben	c	1-3	0-0	1-2	0	3	3	3	3	1	1	0	0	24	
10	BIBBY, Michael	g	5-10	4-7	3-4	0	4	4	3	17	2	6	1	0	33	
25	HOLSTON, Troy	g	1-11	0-3	4-6	1	4	5	1	6	1	6	0	0	33	
11	BODWAY, Jake		1-3	1-1	0-0	0	1	1	3	3	1	3	0	0	13	
14	BEARD, Henry		0-0	0-0	0-0	0	0	0	0	0	0	0	0	0	3	
15	ALVARADO, Yito		1-1	1-1	0-0	0	0	0	0	3	0	0	0	0	1	
24	FITTS, Malik		1-6	0-1	3-6	1	4	5	0	5	0	2	1	0	22	
42	SANTOS, Luis		2-7	0-0	0-0	4	0	4	4	4	0	2	0	0	16	
Team						1	3	4			1					
Totals			17-51	6-13	13-20	12	24	36	20	53	8	24	3	2	200	
FG % 1st Half: 8-22			36.4%	2nd half: 9-29	31.0%	Game: 6-13		46.2%	Deadball							
3FG % 1st Half: 3-6			50.0%	2nd half: 3-7	42.9%	Game: 6-13		46.2%	Rebounds							
FT % 1st Half: 6-8			75.0%	2nd half: 7-12	58.3%	Game: 13-20		65.0%	4,2							

Cincinnati 94 • 19-2, 8-0

#	#	Player	Total		3-Ptr		Rebounds			PF	TP	A TO Blk Stl				Min
			FG-FGA	FG-FGA	FT-FTA	Off	Def	Tot								
11		CLARK, Gary	f	2-3	0-1	2-2	6	2	8	2	6	3	1	0	0	14
24		WASHINGTON, Kyle	f	5-7	0-0	3-4	1	2	3	1	13	0	1	1	0	17
01		EVANS, Jacob	g	3-7	2-6	2-3	0	4	4	1	10	2	0	1	2	25
10		CAUPAIN, Troy	g	1-5	0-3	0-2	0	1	1	0	2	5	1	0	3	16
25		JOHNSON, Kevin	g	1-8	1-5	0-0	0	1	1	3	3	0	0	0	0	19
00		MOORE, Quadri		0-4	0-4	4-4	0	2	2	4	4	3	1	1	0	16
03		JENIFER, Justin		5-7	2-3	0-0	3	2	5	3	12	9	1	0	1	28
13		SCOTT, Tre		4-8	1-1	0-2	2	5	7	2	9	1	0	0	5	17
14		BART, Jackson		0-0	0-0	0-0	0	0	0	0	0	0	0	0	0	3
32		KOZ, John		0-1	0-1	0-0	0	1	1	0	0	1	0	0	0	3
33		BROOKS, Nysier		3-3	0-0	2-4	0	1	1	2	8	0	3	0	0	16
34		CUMBERLAND, Jarron		8-11	6-9	4-7	0	3	3	0	26	3	0	1	4	20
45		TOBLER, Zack		0-2	0-1	1-2	1	0	1	0	1	0	1	0	0	6
		Team					2	1	3							
Totals				32-66	12-34	18-30	15	25	40	18	94	27	9	4	15	200
FG % 1st Half: 18-31			58.1%	2nd half: 14-35	40.0%	Game: 12-34	35.3%	Deadball		Rebounds						
3FG % 1st Half: 7-14			50.0%	2nd half: 5-20	25.0%	Game: 12-34	35.3%	5								
FT % 1st Half: 6-11			54.5%	2nd half: 12-19	63.2%	Game: 18-30	60.0%									

Officials: Joe DeRosa, Joe Lindsay, Don Dally
Technical fouls: USF-None. Cincinnati-None.
Attendance: 12576

Score by periods	1st	2nd	Total
USF	25	28	53
Cincinnati	49	45	94

Last FG - USF 2nd-00:07, CIN 2nd-00:21.
Largest lead - USF by 4 1st-18:24, CIN by 46 2nd-05:21.

Score tied - 3 times.
Lead changed - 1 time.

GAME 23 • FEB. 4, 2017
UCONN (68) AT 14/14 CINCINNATI (82)
FIFTH THIRD ARENA (CINCINNATI, OHIO)

UConn 68 • 10-12, 5-5

#	Player		Total		3-Ptr		Rebounds			PF	TP					Min
			FG-FGA	FG-FGA	FT-FTA	Off	Def	Tot	A			TO	Blk	Stl		
05	JACKSON, Vance	f	3-5	2-2	1-2	0	4	4	4	9	3	2	0	0	29	
12	FACEY, Kentan	f	1-8	0-0	0-0	1	3	4	1	2	1	1	0	0	31	
35	BRIMAH, Amida	c	6-12	0-0	4-6	3	2	5	1	16	0	2	2	0	34	
02	ADAMS, Jalen	g	3-9	0-1	2-2	1	3	4	2	8	5	1	0	1	31	
15	PURVIS, Rodney	g	8-14	4-7	0-0	0	6	6	2	20	2	1	0	2	39	
01	VITAL, Christian		3-9	3-8	4-4	1	3	4	2	13	2	2	0	1	26	
13	ENOCH, Steven		0-0	0-0	0-0	0	0	0	1	0	0	2	0	0	6	
23	DURHAM, Juwan		0-0	0-0	0-0	0	0	0	1	0	1	0	0	0	4	
Team						1	1	2								
Totals			24-57	9-18	11-14	7	22	29	14	68	14	11	2	4	200	
FG % 1st Half: 10-24		41.7%	2nd half: 14-33		42.4%	Game: 24-57		42.1%	Deadball Rebounds 2							
3FG % 1st Half: 3-6		50.0%	2nd half: 6-12		50.0%	Game: 9-18		50.0%								
FT % 1st Half: 3-4		75.0%	2nd half: 8-10		80.0%	Game: 11-14		78.6%								

Cincinnati 82 • 21-2, 10-0

#	Player		Total		3-Ptr		Rebounds			PF	TP	A TO Blk Stl				Min
			FG-FGA	FG-FGA	FT-FTA	Off	Def	Tot								
11	CLARK, Gary	f	8-14	2-4	2-2	4	7	11	0	20	3	0	2	0	29	
24	WASHINGTON, Kyle	f	11-18	3-5	2-2	0	8	8	4	27	2	3	0	0	30	
01	EVANS, Jacob	g	0-3	0-1	0-0	1	4	5	1	0	4	1	1	0	30	
10	CAUPAIN, Troy	g	3-8	1-3	0-0	1	1	2	1	7	6	1	1	1	27	
25	JOHNSON, Kevin	g	2-5	2-4	0-0	0	2	2	0	6	1	1	0	0	29	
00	MOORE, Quadri		1-2	1-1	2-2	0	0	0	1	5	1	1	0	0	9	
03	JENIFER, Justin		0-1	0-1	0-0	0	1	1	2	0	2	0	0	0	15	
13	SCOTT, Tre		0-0	0-0	2-4	1	1	2	0	2	2	0	0	0	10	
34	CUMBERLAND, Jarron		5-9	3-7	2-2	0	2	2	2	15	1	1	0	4	21	
Team						1	1	2								
Totals				30-60	12-26	10-12	8	27	35	11	82	22	8	4	5	200
FG % 1st Half: 13-31			41.9%	2nd half: 17-29	58.6%	Game: 30-60	50.0%	Deadball Rebounds 2								
3FG % 1st Half: 4-15			26.7%	2nd half: 8-11	72.7%	Game: 12-26	46.2%									
FT % 1st Half: 4-4			100.0	2nd half: 6-8	75.0%	Game: 10-12	83.3%									

Officials: Tom Eades, Keith Kimble, Byron Jarrett
Technical fouls: UConn-None. Cincinnati-None.
Attendance: 13428

Score by periods	1st	2nd	Total
UConn	26	42	68
Cincinnati	34	48	82

Last FG - UCONN 2nd-02:09, CIN 2nd-01:11.
Largest lead - UCONN None, CIN by 26 2nd-09:36.

Score tied - 1 time.
Lead changed - 0 times.

GAME 22 • FEB. 1, 2017
14/14 CINCINNATI (57) AT TULSA (55)
REYNOLDS CENTER (TULSA, OKLA.)

Cincinnati 57 • 20-2 (9-0 AAC)

#	Player		Total		3-Ptr		Rebounds			PF	TP	A To Blk Stl				Min
			FG-FGA	FG-FGA	FT-FTA	Off	Def	Tot								
11	CLARK, Gary	f	3-5	1-1	2-3	5	7	12	2	9	2	1	1	1	37	
24	WASHINGTON, Kyle	f	3-7	0-0	4-4	2	6	8	4	10	1	3	0	0	23	
01	EVANS, Jacob	g	4-14	2-9	0-0	1	2	3	4	10	3	3	0	1	37	
10	CAUPAIN, Troy	g	5-13	2-6	3-3	0	2	2	0	15	2	0	0	2	39	
25	JOHNSON, Kevin	g	1-5	0-4	4-4	0	0	0	1	6	0	2	0	3	25	
00	MOORE, Quadri		1-4	1-2	0-0	0	1	1	2	3	0	1	0	0	11	
03	JENIFER, Justin		0-0	0-0	0-0	0	0	0	1	0	0	0	0	0	2	
13	SCOTT, Tre		0-0	0-0	0-0	0	0	0	0	0	1	0	0	1	6	
34	CUMBERLAND, Jarron		1-3	0-2	2-5	0	0	0	4	4	1	1	0	2	20	
Team						2	0	2								
Totals				18-51	6-24	15-19	10	18	28	18	57	10	11	1	10	200
FG % 1st Half: 7-23			30.4%	2nd half: 11-28	39.3%	Game: 18-51			35.3%	Deadball			Rebounds			
3FG % 1st Half: 4-13			30.8%	2nd half: 2-11	18.2%	Game: 6-24			25.0%	1						
FT % 1st Half: 12-16			75.0%	2nd half: 3-3	100.0	Game: 15-19			78.9%							

Tulsa 55 • 12-9 (6-3 AAC)

#	Player	Total		3-Ptr		Rebounds	
---	--------	-------	--	-------	--	----------	--

GAME 25 • FEB. 12, 2017
11/11 CINCINNATI (51) AT 25/RV SMU (60)
MOODY COLISEUM (DALLAS, TEXAS)

Cincinnati 51 • 22-3, 11-1 AAC

#	Player	Total		3-Ptr		Rebounds			PF	TP	A	TO	Blk	Stl	Min
		FG-FGA	FG-FGA	FT-FTA	FT-FTA	Off	Def	Tot							
11	CLARK, Gary	f	2-7	1-2	1-2	2	10	12	0	6	3	2	1	1	36
24	WASHINGTON, Kyle	f	4-11	1-4	2-3	3	3	6	4	11	0	2	2	1	38
01	EVANS, Jacob	g	5-12	5-11	0-0	1	1	2	2	15	0	0	0	1	38
10	CAUPAIN, Troy	g	0-7	0-5	2-2	0	1	1	0	2	3	0	1	0	33
25	JOHNSON, Kevin	g	5-10	3-8	0-0	0	2	2	3	13	2	2	0	2	33
00	MOORE, Quadri		0-0	0-0	0-0	0	0	0	2	0	0	1	0	0	1
03	JENIFER, Justin		0-0	0-0	1-2	0	0	0	1	1	2	0	0	0	9
13	SCOTT, Tre		0-0	0-0	0-0	0	0	0	0	0	0	0	0	0	4
33	BROOKS, Nysier		0-0	0-0	0-0	0	0	0	0	0	0	0	1	0	1
34	CUMBERLAND, Jarron		1-2	1-2	0-0	1	0	1	2	3	0	0	1	0	7
Team						4	3	7							
Totals			17-49	11-32	6-9	11	20	31	14	51	15	12	6	5	200
FG % 1st Half: 10-22 45.5%		2nd half: 7-27 25.9%		Game: 17-49 34.7%		Deadball		Rebounds		2					
3FG % 1st Half: 7-15 46.7%		2nd half: 4-17 23.5%		Game: 11-32 34.4%											
FT % 1st Half: 1-2 50.0%		2nd half: 5-7 71.4%		Game: 6-9 66.7%											

SMU 60 • 22-4, 12-1 AAC

#	Player	Total		3-Ptr		Rebounds			PF	TP	A	TO	Blk	Stl	Min
		FG-FGA	FG-FGA	FT-FTA	FT-FTA	Off	Def	Tot							
00	MOORE, Ben	f	1-4	0-0	0-1	4	1	5	5	2	2	1	2	1	35
33	OJELEYE, Semi	f	5-11	3-5	5-7	2	2	4	0	18	3	0	1	0	39
01	MILTON, Shake	g	3-6	3-6	2-3	0	1	1	0	11	4	5	0	0	38
03	BROWN, Sterling	g	5-13	1-5	2-2	1	9	10	4	13	2	3	1	2	33
10	FOSTER, Jarrey	g	1-6	1-3	2-2	0	7	7	0	5	1	1	0	0	28
21	EMELOGU, Ben		4-5	2-2	1-2	1	1	2	2	11	2	0	0	1	27
Team						2	1	3							
Totals			19-45	10-21	12-17	10	22	32	11	60	14	11	4	4	200
FG % 1st Half: 9-29 31.0%		2nd half: 10-16 62.5%		Game: 19-45 42.2%		Deadball		Rebounds		1					
3FG % 1st Half: 5-12 41.7%		2nd half: 5-9 55.6%		Game: 10-21 47.6%											
FT % 1st Half: 5-6 83.3%		2nd half: 7-11 63.6%		Game: 12-17 70.6%											

Officials: Karl Hess, Mike Nance, Lee Cassell
Technical fouls: Cincinnati-None. SMU-None.
Attendance: 7518

Score by periods	1st	2nd	Total
Cincinnati	28	23	51
SMU	28	32	60

Last FG - CIN 2nd-04:12, SMU 2nd-01:39.
Largest lead - CIN by 9 2nd-16:09, SMU by 10 2nd-07:33.

Points In Off 2nd Fast
CIN 10 14 6 4
SMU 14 21 6 3 11

Score tied - 6 times.
Lead changed - 8 times.

GAME 27 • FEB. 18, 2017
TULSA (60) AT 18/17 CINCINNATI (80)
FIFTH THIRD ARENA (CINCINNATI, OHIO)

Tulsa 60 • 12-14 (6-8 AAC)

#	Player	Total		3-Ptr		Rebounds			PF	TP	A	TO	Blk	Stl	Min
		FG-FGA	FG-FGA	FT-FTA	FT-FTA	Off	Def	Tot							
00	ETOU, Junior	f	7-12	6-9	2-4	1	7	8	3	22	2	4	0	0	33
01	IGBANU, Martins	f	1-4	0-0	3-4	0	4	4	4	5	1	3	0	0	20
04	TAPLIN, Sterling	g	3-8	1-2	0-0	0	2	2	3	7	6	2	0	1	33
11	BIRT, Pat	g	2-5	1-3	3-3	0	1	1	3	8	1	2	0	2	38
13	WHEELER, Jaleel	g	3-5	2-2	2-2	0	2	2	2	10	3	2	0	0	30
05	KORITA, Lawson		0-1	0-0	0-0	0	0	0	1	0	0	0	0	0	6
12	MAGNAY, Will		1-2	0-0	1-4	0	0	0	2	3	0	1	1	0	13
14	EDOGI, TK		1-2	0-0	0-0	0	1	1	0	2	0	0	0	0	11
15	BATTLE, Joseph		0-1	0-0	0-0	0	0	0	0	0	0	1	0	0	4
32	HENDERSON, Corey		1-4	1-3	0-0	0	0	0	0	3	0	2	0	0	12
Team						3	0	3							
Totals			19-44	11-19	11-17	4	17	21	18	60	13	17	1	3	200
FG % 1st Half: 13-28 46.4%		2nd half: 6-16 37.5%		Game: 19-44 43.2%		Deadball		Rebounds		5,1					
3FG % 1st Half: 6-10 60.0%		2nd half: 5-9 55.6%		Game: 11-19 57.9%											
FT % 1st Half: 0-0 0.0%		2nd half: 11-17 64.7%		Game: 11-17 64.7%											

Cincinnati 80 • 24-3 (13-1 AAC)

#	Player	Total		3-Ptr		Rebounds			PF	TP	A	TO	Blk	Stl	Min
		FG-FGA	FG-FGA	FT-FTA	FT-FTA	Off	Def	Tot							
11	CLARK, Gary	f	5-8	0-1	4-4	2	6	8	3	14	2	2	1	0	30
24	WASHINGTON, Kyle	f	7-9	0-0	4-7	1	5	6	3	18	1	1	2	1	31
01	EVANS, Jacob	g	6-14	3-7	2-5	1	3	4	1	17	3	2	1	2	35
10	CAUPAIN, Troy	g	3-7	2-3	3-6	1	2	3	3	11	8	0	0	0	34
25	JOHNSON, Kevin	g	5-8	3-5	2-2	3	0	3	1	15	1	2	0	2	31
00	MOORE, Quadri		0-0	0-0	0-0	0	0	0	1	0	0	1	0	0	3
03	JENIFER, Justin		1-1	0-0	0-0	0	1	1	1	2	3	2	0	1	17
13	SCOTT, Tre		0-0	0-0	0-0	0	1	1	0	0	0	1	0	2	10
33	BROOKS, Nysier		1-2	0-0	1-2	1	1	2	4	3	0	2	1	0	8
45	TOBLER, Zack		0-1	0-1	0-0	0	0	0	0	0	1	0	0	0	1
Team						0	1	1							
Totals			28-50	8-17	16-26	9	20	29	17	80	19	13	5	8	200
FG % 1st Half: 15-24 62.5%		2nd half: 13-26 50.0%		Game: 28-50 56.0%		Deadball		Rebounds		5,2					
3FG % 1st Half: 5-9 55.6%		2nd half: 3-8 37.5%		Game: 8-17 47.1%											
FT % 1st Half: 3-6 50.0%		2nd half: 13-20 65.0%		Game: 16-26 61.5%											

Officials: Steve Olson, Leslie Jones, Bill Jacobson
Technical fouls: Tulsa-TEAM. Cincinnati-None.
Attendance: 13386

Score by periods	1st	2nd	Total
Tulsa	32	28	60
Cincinnati	38	42	80

Last FG - TLS 2nd-01:41, CIN 2nd-00:50.
Largest lead - TLS by 3 1st-17:02, CIN by 27 2nd-11:04.

Points In Off 2nd Fast
CIN 14 18 5 2 8
26 20 14 6 5

Score tied - 3 times.
Lead changed - 3 times.

GAME 26 • FEB. 15, 2017
18/17 CINCINNATI (68) AT USF (54)
SUN DOME (TAMPA, FLA.)

Cincinnati 68 • 23-3, 12-1 AAC

#	Player		Total		3-Ptr		Rebounds			PF	TP	A	TO	Blk	Stl	Min
			FG-FGA	FG-FGA	FT-FTA	Off	Def	Tot								
11	CLARK, Gary	f	5-11	0-0	3-4	5	9	14	2	13	0	2	4	2	25	
24	WASHINGTON, Kyle	f	4-11	0-0	5-6	6	3	9	1	13	1	0	2	0	26	
01	EVANS, Jacob	g	4-9	2-4	0-0	0	1	1	3	10	3	3	0	1	28	
10	CAUPAIN, Troy	g	3-7	1-5	1-1	0	1	1	2	8	3	1	1	2	30	
25	JOHNSON, Kevin	g	6-12	2-6	0-0	1	0	1	3	14	1	1	0	3	30	
00	MOORE, Quadri		0-1	0-0	2-4	0	0	0	1	2	0	1	0	0	2	
03	JENIFER, Justin		0-2	0-0	0-0	0	0	0	0	0	5	0	0	2	15	
13	SCOTT, Tre		0-0	0-0	0-0	0	1	1	1	0	0	1	1	2	7	
33	BROOKS, Nysier		0-0	0-0	1-4	0	1	1	0	1	0	0	0	0	5	
34	CUMBERLAND, Jarron		3-6	1-3	0-1	2	2	4	2	7	2	1	0	1	31	
45	TOBLER, Zack		0-0	0-0	0-0	0	0	0	0	0	0	0	0	0	1	
Team						2	1	3								
Totals				25-59	6-18	12-20	16	19	35	15	68	15	10	8	13	200
FG % 1st Half: 11-30 36.7%			2nd half: 14-29 48.3%		Game: 25-59 42.4%											Deadball Rebounds 3
3FG % 1st Half: 3-9 33.3%			2nd half: 3-9 33.3%		Game: 12-18 33.3%											
FT % 1st Half: 5-9 55.6%			2nd half: 7-11 63.6%		Game: 12-20 60.0%											

GAME 29 • FEB. 26, 2017
15/16 CINCINNATI (49) AT UCF (53)
CFE ARENA (ORLANDO, FLA.)

Cincinnati 49 • 25-4, 14-2 AAC

#	Player	Total		3-Ptr		Rebounds			PF	TP	A	TO	Blk	Stl	Min
		FG-FGA	FG-FGA	FT-FTA	Off	Def	Tot								
11	CLARK, Gary	f	1-4	1-1	0-0	3	0	3	4	3	0	1	1	0	17
24	WASHINGTON, Kyle	f	3-15	1-2	0-0	2	7	9	2	7	0	1	0	0	30
01	EVANS, Jacob	g	5-10	3-7	4-5	0	3	3	3	17	2	0	2	1	40
10	CAUPAIN, Troy	g	1-9	1-6	0-0	3	3	6	2	3	4	4	0	3	39
25	JOHNSON, Kevin	g	2-6	1-4	1-1	1	1	2	4	6	1	1	0	2	29
03	JENIFER, Justin		0-0	0-0	0-0	0	2	2	2	0	1	1	0	0	9
13	SCOTT, Tre		0-1	0-0	0-0	0	0	0	2	0	0	1	0	0	2
33	BROOKS, Nysier		1-1	0-0	0-0	0	1	1	1	2	0	0	0	0	6
34	CUMBERLAND, Jarron		3-8	0-4	5-8	3	0	3	1	11	5	2	0	0	28
Team					2	3	5				1				
Totals			16-54	7-24	10-14	14	20	34	21	49	13	12	3	6	200

FG % 1st Half: 8-23 34.8% 2nd half: 8-31 25.8% Game: 16-54 29.6%
3FG % 1st Half: 3-8 37.5% 2nd half: 4-16 25.0% Game: 7-24 29.2%
FT % 1st Half: 8-11 72.7% 2nd half: 2-3 66.7% Game: 10-14 71.4%

UCF 53 • 19-10, 10-7 AAC

#	Player	Total		3-Ptr		Rebounds			PF	TP	A	TO	Blk	Stl	Min
		FG-FGA	FG-FGA	FT-FTA	Off	Def	Tot								
03	DAVIS, A.J.	f	3-10	0-4	1-3	0	6	6	1	7	3	2	0	1	36
14	BANYARD, Nick	f	1-4	0-1	0-0	1	9	10	1	2	0	3	0	1	39
24	FALL, Tacko	c	2-2	0-0	3-5	3	5	8	2	7	1	1	4	0	29
01	TAYLOR, B.J.	g	10-19	3-7	4-5	1	2	3	4	27	2	1	0	1	40
12	WILLIAMS, Matt	g	1-11	1-8	0-0	0	1	1	1	3	1	4	0	2	40
00	BOYLE, Brendan		1-1	1-1	0-0	0	0	0	2	3	1	2	0	0	5
21	BROWN, Chad		1-1	0-0	2-2	1	3	4	2	4	0	1	0	1	11
51	LAING, Nathan		0-0	0-0	0-0	0	0	0	0	0	0	0	0	0	0+
Team					4	1	5				2				
Totals			19-48	5-21	10-15	10	27	37	13	53	8	16	4	6	200

FG % 1st Half: 10-25 40.0% 2nd half: 9-23 39.1% Game: 19-48 39.6%
3FG % 1st Half: 3-13 23.1% 2nd half: 2-8 25.0% Game: 5-21 23.8%
FT % 1st Half: 7-9 77.8% 2nd half: 3-6 50.0% Game: 10-15 66.7%

Officials: Jamie Luckie, Kipp Kissingner, Antinio Petty
Technical fouls: Cincinnati-None. UCF-None.
Attendance: 5763

Score by periods	1st	2nd	Total
Cincinnati	27	22	49
UCF	30	23	53

Last FG - CIN 2nd-00:13, UCF 2nd-00:33.
Largest lead - CIN by 6 1st-12:46, UCF by 11 2nd-11:55.

	In	Off	2nd	Fast	Bench
Points	Paint	T/O	Chance	Break	
CIN	16	16	8	6	13
UCF	16	13	6	0	7

Score tied - 5 times.
Lead changed - 7 times.

GAME 31 • MAR. 5, 2017
18/20 CINCINNATI AT UCONN
GAMPEL PAVILION (STORRS, CONN.)

Cincinnati 67 • 27-4, 16-2 AAC

#	Player	Total		3-Ptr		Rebounds			PF	TP	A	TO	Blk	Stl	Min
		FG-FGA	FG-FGA	FT-FTA	Off	Def	Tot								
01	EVANS, Jacob	f	4-13	2-5	2-2	4	2	6	3	12	1	0	0	0	34
11	CLARK, Gary	f	7-14	1-4	2-5	5	9	14	2	17	0	1	0	3	25
24	WASHINGTON, Kyle	f	2-6	0-1	3-4	2	4	6	4	7	2	1	0	1	21
10	CAUPAIN, Troy	g	2-7	2-5	0-1	0	3	3	2	6	2	1	0	0	28
25	JOHNSON, Kevin	g	1-6	1-5	2-2	0	1	1	1	5	1	0	0	0	22
00	MOORE, Quadri		1-5	0-3	0-0	1	2	3	1	2	1	0	0	1	13
03	JENIFER, Justin		1-2	1-1	0-0	0	1	1	0	3	1	0	0	1	20
13	SCOTT, Tre		0-3	0-0	0-0	0	1	1	0	0	0	0	0	0	5
33	BROOKS, Nysier		0-1	0-0	0-0	0	0	0	2	0	0	0	0	1	7
34	CUMBERLAND, Jarron		6-9	0-2	3-3	2	1	3	1	15	1	1	1	0	25
Team					3	3	6				2				
Totals			24-66	7-26	12-17	17	27	44	16	67	9	6	2	6	200

FG % 1st Half: 13-40 32.5% 2nd half: 11-26 42.3% Game: 24-66 36.4%
3FG % 1st Half: 4-16 25.0% 2nd half: 3-10 30.0% Game: 7-26 26.9%
FT % 1st Half: 3-6 50.0% 2nd half: 9-11 81.8% Game: 12-17 70.6%

UConn 47 • 14-16, 9-9 AAC

#	Player	Total		3-Ptr		Rebounds			PF	TP	A	TO	Blk	Stl	Min
		FG-FGA	FG-FGA	FT-FTA	Off	Def	Tot								
12	FACEY, Kentan	f	1-9	0-1	6-6	2	8	10	4	8	0	2	0	0	30
35	BRIMAH, Amida	c	5-6	0-0	1-4	2	4	6	3	11	1	1	1	0	36
01	VITAL, Christian	g	1-8	1-6	1-2	1	3	4	2	4	3	2	0	0	29
02	ADAMS, Jalen	g	2-7	0-3	0-0	2	3	5	3	4	4	4	1	0	35
15	PURVIS, Rodney	g	4-11	1-6	6-6	0	2	2	1	15	1	1	2	0	36
13	ENOCH, Steven		1-5	0-0	0-0	0	2	2	0	2	1	0	1	0	17
23	DURHAM, Juwan		1-1	1-1	0-0	0	0	0	2	3	0	1	0	0	13
24	FOXEN, Christian		0-0	0-0	0-0	0	0	0	0	0	0	0	0	0	2
31	NOYES, Mike		0-1	0-1	0-0	0	0	0	0	0	0	0	0	0	2
Team					1	3	4								
Totals			15-48	3-18	14-18	8	25	33	15	47	10	11	5	0	200

FG % 1st Half: 8-30 26.7% 2nd half: 7-18 38.9% Game: 15-48 31.3%
3FG % 1st Half: 1-11 9.1% 2nd half: 2-7 28.6% Game: 3-18 16.7%
FT % 1st Half: 6-8 75.0% 2nd half: 8-10 80.0% Game: 14-18 77.8%

Officials: Doug Shows, Michael Stephens, Clarence Armstrong
Technical fouls: Cincinnati-None. UConn-None.
Attendance: 9331

Score by periods	1st	2nd	Total
Cincinnati	33	34	67
UConn	23	24	47

Last FG - CIN 2nd-03:05, UCONN 2nd-02:51.
Largest lead - CIN by 23 2nd-07:15, UCONN None.

	In	Off	2nd	Fast	Bench
Points	Paint	T/O	Chance	Break	
CIN	24	8	17	4	20
UConn	12	2	7	2	5

Score tied - 0 times.
Lead changed - 0 times.

GAME 30 • MAR. 2, 2017
HOUSTON (47) AT 18/20 CINCINNATI (65)
FIFTH THIRD ARENA (CINCINNATI, OHIO)

Houston 47 • 20-9 (11-6 AAC)

#	Player	Total		3-Ptr		Rebounds			PF	TP	A	TO	Blk	Stl	Min
		FG-FGA	FG-FGA	FT-FTA	Off	Def	Tot								
15	DAVIS, Devin	f	2-5	0-0	1-2	2	3	5	3	5	1	4	2	1	26
33	MEYER, Kyle	c	1-3	0-0	0-0	1	3	4	2	2	0	0	0	0	13
21	DOTSON, Danyean	g	4-9	2-6	0-0	0	4	4	2	10	0	4	1	0	38
25	ROBINSON, Jr., Galen	g	3-8	1-3	1-2	0	2	2	0	8	1	3	0	0	25
32	GRAY, Rob	g	6-15	2-6	3-4	0	2	2	0	17	2	2	0	0	37
00	KNOWLES, Danrad		2-3	0-0	1-1	1	0	1	2	5	1	0	1	0	18
03	BROOKS, Armoni		0-0	0-0	0-1	0	1	1	0	0	0	0	0	0	4
05	DUNNIGAN, Morris		0-1	0-1	0-0	0	0	0	0	0	0	0	0	0	1
12	VANBECK, Wes		0-3	0-3	0-0	0	2	2	1	0	0	0	0	1	16
13	NKALI, Bertrand		0-1	0-0	0-0	1	0	1	3	0	1	0	0	0	22
Team					0	2	2								
Totals			18-48	5-19	6-10	5	19	24	13	47	6	13	4	2	200

FG % 1st Half: 8-25 32.0% 2nd half: 10-23 43.5% Game: 18-48 37.5%
3FG % 1st Half: 2-11 18.2% 2nd half: 3-8 37.5% Game: 5-19 26.3%
FT % 1st Half: 2-3 66.7% 2nd half: 4-7 57.1% Game: 6-10 60.0%

Cincinnati 65 • 26-4 (15-2 AAC)

#	Player		Total		3-Ptr		Rebounds			PF	TP	A	TO	Blk	Stl	Min
			FG-FGA	FG-FGA	FT-FTA	Off	Def	Tot								
24	WASHINGTON, Kyle	f	3-11	0-1	3-3	4	3	7	3	9	1	3	0	0	0	27
45	TOBLER, Zack	f	1-1	0-0	1-1	0	0	0	2	3	0	0	0	0	0	2
01	EVANS, Jacob	g	3-5	1-2	0-0	3	2	5	1	7	3	0	2	1	2	21
10	CAUPAIN, Troy	g	4-10	1-4	2-2	2	2	4	2	11	5	2	0	2	2	33
25	JOHNSON, Kevin	g	3-8	1-4	0-0	0	4	4	0	7	4	0	0	2	36	
00	MOORE, Quadri		1-3	0-2	0-0	1	2	3	0	2	1	0	0	0	9	
03	JENIFER, Justin		0-1	0-0	0-0	0	0	0	0	0	0	0	0	0	7	
11	CLARK, Gary		5-9	0-1	4-6	1	6	7	0	14	0	1	0	1	30	
13	SCOTT, Tre		1-3	0-0	0-0	0	1	1	1	2	0	0	0	0	8	
00	BART, Jackson		0-0	0-0	0-0	0	0	0	0	0	0	0	0	0	0+	
33	BROOKS, Nysier		0-0	0-0	0-0	0	2	2	0	0	0	0	1	0	6	
34	CUMBERLAND, Jarron		4-7	2-5	0-0	1	2	3	4	10	0	4	0	1	21	
Team						0	4	4				1				
Totals			25-58	5-19	10-12	12	28	40	13	65	14	11	3	7	200	

GAME 33 • MAR. 11, 2017 • AMERICAN CHAMPIONSHIP SEMIS
UConn (71) VS. NO. 15/18 CINCINNATI (81)
XL CENTER (HARTFORD, CONN.)

UConn 71 • 16-17

#	Player	Total		3-Ptr		Rebounds			PF	TP	A	TO	Blk	Stl	Min
		FG-FGA	FG-FGA	FT-FTA	Off Def Tot										
12	FACEY, Kentan	f	3-4	0-0	1-1	1 1 2	5	7	0	0	0	0	0	0	13
35	BRIMAH, Amida	c	1-5	0-0	2-2	6 2 8	4	4	1	3	3	0	0	0	31
01	VITAL, Christian	g	6-10	2-4	4-6	2 7 9	4	18	1	2	0	0	0	0	40
02	ADAMS, Jalen	g	7-17	1-4	5-5	1 2 3	4	20	3	1	0	1	0	1	29
15	PURVIS, Rodney	g	3-11	3-8	1-2	1 3 4	5	10	1	1	0	2	0	0	35
05	JACKSON, Vance		1-5	1-3	4-5	0 3 3	4	7	1	0	0	0	0	0	27
13	ENOCH, Steven		0-2	0-0	2-2	0 1 1	2	2	0	0	0	0	0	0	13
23	DURHAM, Juwan		1-2	0-0	1-2	4 0 4	4	3	0	0	1	0	1	0	11
24	FOXEN, Christian		0-0	0-0	0-0	0 0 0	0	0	0	0	0	0	0	0	0+
31	NOYES, Mike		0-0	0-0	0-0	0 0 0	0	0	0	0	0	0	0	0	1
Team						0 2 2									
Totals			22-56	7-19	20-25	15 21 36	32	71	7	8	4	3			200

FG % 1st Half: 8-26 30.8% 2nd half: 14-30 46.7% Game: 22-56 39.3% Deadball
3FG % 1st Half: 3-9 33.3% 2nd half: 4-10 40.0% Game: 7-19 36.8% Rebounds
FT % 1st Half: 10-13 76.9% 2nd half: 10-12 83.3% Game: 20-25 80.0% 2

Cincinnati 81 • 29-4

#	Player	Total		3-Ptr		Rebounds			PF	TP	A	TO	Blk	Stl	Min
		FG-FGA	FG-FGA	FT-FTA	Off Def Tot										
11	CLARK, Gary	f	5-9	0-0	15-16	2 7 9	2	25	0	1	0	0	0	0	34
24	WASHINGTON, Kyle	f	0-5	0-1	0-0	0 1 1	4	0	0	0	0	0	0	0	15
01	EVANS, Jacob	g	5-7	3-3	8-10	0 4 4	3	21	1	0	0	2	0	0	29
10	CAUPAIN, Troy	g	4-12	3-7	7-8	1 3 4	2	18	5	1	1	0	0	0	38
25	JOHNSON, Kevin	g	0-2	0-2	0-0	1 0 1	1	0	1	0	0	0	0	0	26
00	MOORE, Quadri		1-6	0-3	1-2	2 1 3	4	3	0	1	0	0	0	0	13
03	JENIFER, Justin		0-0	0-0	0-0	0 0 0	2	0	0	1	0	0	0	0	2
13	SCOTT, Tre		0-0	0-0	0-0	0 0 0	0	0	0	0	0	0	0	0	3
33	BROOKS, Nysier		0-1	0-0	3-4	2 3 5	4	3	0	0	0	0	0	0	13
34	CUMBERLAND, Jarron		3-5	1-3	4-6	1 1 2	2	11	1	1	0	2	0	0	27
Team						4 2 6									
Totals			18-47	7-19	38-46	13 22 35	24	81	8	6	1	4			200

FG % 1st Half: 13-26 50.0% 2nd half: 5-21 23.8% Game: 18-47 38.3% Deadball
3FG % 1st Half: 5-10 50.0% 2nd half: 2-9 22.2% Game: 7-19 36.8% Rebounds
FT % 1st Half: 10-15 66.7% 2nd half: 28-31 90.3% Game: 38-46 82.6% 3

Officials: Karl Hess, Mike Nance, Ron Groover

Technical fouls: UConn-PURVIS, Rodney. Cincinnati-BROOKS, Nysier.

Attendance: 8117

2017 Frontier Communications American Men's Basketball Championship

Semifinal Round game: No. 2-seed Cincinnati against No. 6-seed UConn

Cincy advances to play SMU in Sunday's final at 3:15 pm.

Score by periods	1st	2nd	Total
UConn	29	42	71
Cincinnati	41	40	81

Last FG - UCONN 2nd-00:45, CIN 2nd-02:26.
Largest lead - UCONN None, CIN by 14 1st-03:34.

	In	Off	2nd	Fast
Points	Paint	T/O	Chance	Break
UConn	28	4	18	13
CIN	14	10	10	4

Score tied - 2 times.
Lead changed - 0 times.

GAME 34 • MAR. 12, 2017 • AMERICAN CHAMPIONSHIP FINALS
NO. 15/18 CINCINNATI (71) VS. NO. 12/15 SMU (56)
XL CENTER (HARTFORD, CONN.)

Cincinnati 56 • 29-5

#	Player		Total		3-Ptr		Rebounds			PF	TP	A	TO	Blk	Stl	Min
			FG	FGA	FT	FTA	Off	Def	Tot							
11	CLARK, Gary	f	3-8	0-2	4-4	1	8	9	3	10	1	0	1	0	0	35
24	WASHINGTON, Kyle	f	5-7	0-1	2-2	3	2	5	4	12	0	1	0	0	0	24
01	EVANS, Jacob	g	3-11	2-4	2-4	4	3	7	2	10	3	1	0	1	0	38
10	CAUPAIN, Troy	g	3-11	1-7	1-2	0	4	4	2	8	2	2	0	1	0	33
25	JOHNSON, Kevin	g	0-5	0-4	0-0	1	1	2	0	0	1	0	0	0	0	25
00	MOORE, Quadri		1-4	0-1	0-0	2	0	2	1	2	0	1	0	0	0	9
13	SCOTT, Tre		0-0	0-0	0-0	0	0	0	0	0	0	0	0	0	0	1
33	BROOKS, Nysier		0-2	0-0	0-0	1	1	2	0	0	0	0	0	0	0	4
34	CUMBERLAND, Jarron		4-13	1-5	5-6	3	1	4	1	14	0	1	0	5	31	
Team						1	2	3								
Totals				19-61	4-24	14-18	16	22	38	13	56	7	7	1	7	200

FG % 1st Half: 8-33 24.2% 2nd half: 11-28 39.3% Game: 19-61 31.1% Deadball
3FG % 1st Half: 1-12 8.3% 2nd half: 3-12 25.0% Game: 4-24 16.7% Rebounds
FT % 1st Half: 6-10 60.0% 2nd half: 8-8 100.0 Game: 14-18 77.8% 3

SMU 71 • 30-4

#	Player	Total		3-Ptr		Rebounds			PF	TP	A	TO	Blk	Stl	Min
		FG-FGA	FG-FGA	FT-FTA	Off Def Tot										
00	MOORE, Ben	f	5-12	0-0	2-3	2 7 9	4	12	1	2	1	1	1	1	33
33	OJELEYE, Semi	f	5-9	2-3	2-2	2 7 9	1	14	3	1	0	0	0	0	37
01	MILTON, Shake	g	3-8	2-5	0-0	0 3 3	1	8	6	1	0	0	0	0	40
03	BROWN, Sterling	g	6-11	2-4	4-6	1 1 2	3	18	2	1	1	1	1	1	32
10	FOSTER, Jarrey	g	5-8	2-4	1-2	1 5 6	1	13	0	2	4	0	0	0	38
05	McDOWELL, Dashawn		0-0	0-0	0-0	0 0 0	1	0	0	0	0	0	0	0	3
21	EMELOGU, Ben		2-4	2-3	0-0	1 2 3	4	6	2	1	0	0	0	0	17
Team						0 2 2									
Totals			26-52	10-19	9-13	7 27 34	15	71	14	8	6	2			200

FG % 1st Half: 13-29 44.8% 2nd half: 13-23 56.5% Game: 26-52 50.0% Deadball
3FG % 1st Half: 4-10 40.0% 2nd half: 6-9 66.7% Game: 10-19 52.6% Rebounds
FT % 1st Half: 2-6 33.3% 2nd half: 7-7 100.0 Game: 9-13 69.2% 1

Officials: Karl Hess, Olandis Poole, Ron Groover

Technical fouls: Cincinnati-None. SMU-None.

Attendance: 6856

2017 Frontier Communications American Men's Basketball Championship

All Tournament Team: S. Brown-SMU, B. Moore-SMU, G. Clark-Cin

J. Evans-Cin, J. Adams-UConn Most Outstanding Player - S. Ojeleye

SMU claims the conference's automatic bid to the NCAA Tournament

Score by periods	1st	2nd	Total
Cincinnati	23	33	56
SMU	32	39	71

	In	Off	2nd	Fast
Points	Paint	T/O	Chance	Break
CIN	28	9	19	4
SMU	26	8	9	5

Last FG - CIN 2nd-01:31, SMU 2nd-00:43.
Largest lead - CIN None, SMU by 17 2nd-12:52.

Score tied - 1 time.
Lead changed - 0 times.

GAME 35 • MAR. 17, 2017 • NCAA TOURNAMENT FIRST ROUND
CINCINNATI VS. KANSAS STATE/WAKE FOREST
GOLDEN 1 CENTER (SACRAMENTO, CALIF.)

GAME 36 • MAR. 19, 2017 • NCAA TOURNAMENT SECOND ROUND
CINCINNATI VS. UCLA/KENT STATE
GOLDEN 1 CENTER (SACRAMENTO, CALIF.)



2016-17 Cincinnati Basketball
Cincinnati Combined Team Statistics (as of Mar 12, 2017)
All games



RECORD:	OVERALL	HOME	AWAY	NEUTRAL
ALL GAMES	29-5	18-0	9-3	2-2
CONFERENCE	16-2	9-0	7-2	0-0
NON-CONFERENCE	13-3	9-0	2-1	2-2

#	Player	gp-gs	min	avg	Total		3-Point		F-Throw		Rebounds				pf dq		a	to	blk	stl	pts	avg
					fg-fga	fg%	3fg-fga	3fg%	ft-fa	ft%	off	def	tot	avg	pf	dq						
01	EVANS, Jacob	34-34	1063	31.3	160-340	.471	66-158	.418	79-109	.725	52	89	141	4.1	74	0	90	40	27	43	465	13.7
24	WASHINGTON, Kyle	34-33	839	24.7	177-345	.513	15-39	.385	75-106	.708	76	157	233	6.9	87	2	30	51	42	13	444	13.1
11	CLARK, Gary	34-33	966	28.4	136-259	.525	13-46	.283	78-111	.703	103	165	268	7.9	63	0	68	37	40	34	363	10.7
10	CAUPAIN, Troy	34-34	1086	31.9	120-309	.388	45-144	.313	60-90	.667	21	132	153	4.5	51	0	155	41	11	41	345	10.1
34	CUMBERLAND, Jarron	33-0	626	19.0	88-183	.481	36-102	.353	56-87	.644	34	45	79	2.4	57	0	51	34	9	34	268	8.1
25	JOHNSON, Kevin	34-34	955	28.1	95-255	.373	48-156	.308	33-40	.825	22	51	73	2.1	58	0	45	37	4	44	271	8.0
13	SCOTT, Tre	34-0	353	10.4	45-90	.500	1-3	.333	16-32	.500	24	63	87	2.6	25	0	20	16	15	17	107	3.1
00	MOORE, Quadri	26-1	214	8.2	27-77	.351	9-32	.281	15-19	.789	12	25	37	1.4	34	0	7	20	3	6	78	3.0
03	JENIFER, Justin	33-0	442	13.4	37-90	.411	17-45	.378	7-14	.500	8	27	35	1.1	32	0	67	16	0	16	98	3.0
33	BROOKS, Nysier	31-0	258	8.3	27-51	.529	0-0	.000	22-38	.579	20	31	51	1.6	53	1	2	19	22	4	76	2.5
45	TOBLER, Zack	13-1	27	2.1	4-13	.308	2-5	.400	7-10	.700	2	5	7	0.5	6	0	1	3	0	2	17	1.3
14	BART, Jackson	8-0	11	1.4	0-2	.000	0-2	.000	0-0	.000	0	0	0	0.0	2	0	0	0	0	0	0	0.0
32	KOZ, John	6-0	10	1.7	0-2	.000	0-2	.000	0-0	.000	0	2	2	0.3	0	0	2	0	0	0	0	0.0
Team											47	51	98		1			26				
Total.....		34	6850		916-2016	.454	252-734	.343	448-656	.683	421	843	1264	37.2	543	3	538	340	173	254	2532	74.5
Opponents.....		34	6850		715-1859	.385	233-684	.341	405-550	.736	355	756	1111	32.7	578	-	375	466	105	119	2068	60.8

TEAM STATISTICS	CIN	OPP
SCORING	2532	2068
Points per game	74.5	60.8
Scoring margin	+13.6	-
FIELD GOALS-ATT	916-2016	715-1859
Field goal pct	.454	.385
3 POINT FG-ATT	252-734	233-684
3-point FG pct	.343	.341
3-pt FG made per game	7.4	6.9
FREE THROWS-ATT	448-656	405-550
Free throw pct	.683	.736
F-Throws made per game	13.2	11.9
REBOUNDS	1264	1111
Rebounds per game	37.2	32.7
Rebounding margin	+4.5	-
ASSISTS	538	375
Assists per game	15.8	11.0
TURNOVERS	340	466
Turnovers per game	10.0	13.7
Turnover margin	+3.7	-
Assist/turnover ratio	1.6	0.8
STEALS	254	119
Steals per game	7.5	3.5
BLOCKS	173	105
Blocks per game	5.1	3.1
ATTENDANCE	177575	111450
Home games-Avg/Game	18-9865	12-6577
Neutral site-Avg/Game	-	4-8132

Score by Periods	1st	2nd	OT	Totals
Cincinnati	1211	1303	18	2532
Opponents	951	1102	15	2068

Date	Opponent		Score	Att.
11/11/16	BROWN	w	84-55	6504
11/14/16	ALBANY	w	74-51	5864
11/19/16	vs Rhode Island	L	71-76	9189
11/20/16	vs Penn State	w	71-50	9119
11/23/16	SAMFORD	w	70-55	7422
11/26/16	LIPSCOMB	w	91-68	5724
12-01-16	at Iowa State	Wot	55-54	14384
12/04/16	BOWLING GREEN	w	85-56	7162
12/10/16	at Butler	L	65-75	9176
12/13/16	TEXAS SOUTHERN	w	96-58	6612
12/17/16	FAIRLEIGH DICKINSON	w	119-68	7017
12/22/16	MARSHALL	Wot	93-91	10540
* 12/28/16	at Temple	w	56-50	5478
* 01/01/17	TULANE	w	92-56	10328
* 1/7/17	at Houston	w	67-58	4875
* 01/12/17	SMU	w	66-64	11344
* 01/15/17	at East Carolina	w	55-46	4597
* 01/18/17	TEMPLE	w	81-74	10718
* 01/21/17	at Tulane	w	78-61	2001
01/26/17	XAVIER	w	86-78	13477
* 01/29/17	USF	w	94-53	12576
* 02/01/17	at Tulsa	w	57-55	5002
* 02/04/17	UCONN	w	82-68	13428
* 02/08/17	UCF	w	60-50	9510
* 02/12/17	at SMU	L	51-60	7518
* 02/15/17	at USF	w	68-54	2679
* 02/18/17	TULSA	w	80-60	13386
* 02/23/17	MEMPHIS	w	87-74	12787
* 2/26/17	at UCF	L	49-53	5763
* 03/02/17	HOUSTON	w	65-47	13176
* 3/5/17	at UConn	w	67-47	9331
3/10/17	vs Tulsa	w	80-61	7365
3/11/17	at UConn	w	81-71	8117
3/12/17	vs SMU	L	56-71	6856

* = Conference game



2016-17 Cincinnati Basketball
Cincinnati Combined Team Statistics (as of Mar 12, 2017)
Conference games



RECORD:	OVERALL	HOME	AWAY	NEUTRAL
ALL GAMES	16-2	9-0	7-2	0-0
CONFERENCE	16-2	9-0	7-2	0-0
NON-CONFERENCE	0-0	0-0	0-0	0-0

#	Player	gp-gs	min	avg	Total		3-Point		F-Throw		Rebounds						a	to	blk	stl	pts	avg
					fg-fga	fg%	3fg-fga	3fg%	ft-fga	ft%	off	def	tot	avg	pf	dq						
24	WASHINGTON, Kyle	18-18	461	25.6	86-185	.465	10-25	.400	44-54	.815	39	80	119	6.6	46	1	17	27	21	10	226	12.6
01	EVANS, Jacob	18-18	552	30.7	71-175	.406	31-84	.369	29-42	.690	25	43	68	3.8	39	0	52	20	18	23	202	11.2
11	CLARK, Gary	18-17	518	28.8	70-140	.500	11-30	.367	37-53	.698	62	92	154	8.6	33	0	35	23	19	17	188	10.4
25	JOHNSON, Kevin	18-18	513	28.5	55-146	.377	34-92	.370	21-25	.840	11	28	39	2.2	29	0	27	19	0	24	165	9.2
10	CAUPAIN, Troy	18-18	575	31.9	55-150	.367	26-77	.338	29-43	.674	8	60	68	3.8	26	0	83	19	4	20	165	9.2
34	CUMBERLAND, Jarron	17-0	346	20.4	49-99	.495	21-58	.362	30-45	.667	16	25	41	2.4	32	0	30	23	5	17	149	8.8
00	MOORE, Quadri	14-0	109	7.8	13-34	.382	7-19	.368	11-13	.846	3	13	16	1.1	16	0	7	9	1	3	44	3.1
13	SCOTT, Tre	18-0	168	9.3	18-39	.462	1-2	.500	8-13	.615	9	31	40	2.2	13	0	6	10	4	13	45	2.5
03	JENIFER, Justin	18-0	219	12.2	14-37	.378	6-18	.333	3-4	.750	4	12	16	0.9	16	0	35	5	0	6	37	2.1
33	BROOKS, Nysier	15-0	116	7.7	10-17	.588	0-0	.000	7-14	.500	7	14	21	1.4	25	1	1	13	13	1	27	1.8
45	TOBLER, Zack	5-1	13	2.6	2-6	.333	1-3	.333	2-3	.667	1	0	1	0.2	4	0	1	2	0	0	7	1.4
32	KOZ, John	2-0	5	2.5	0-1	.000	0-1	.000	0-0	.000	0	1	1	0.5	0	0	1	0	0	0	0	0.0
14	BART, Jackson	3-0	5	1.7	0-2	.000	0-2	.000	0-0	.000	0	0	0	0.0	0	0	0	0	0	0	0	0.0
Team											27	36	63					18				
Total.....		18	3600		443-1031	.430	148-411	.360	221-309	.715	212	435	647	35.9	279	2	295	188	85	134	1255	69.7
Opponents.....		18	3600		359-938	.383	106-336	.315	206-295	.698	180	409	589	32.7	285	-	186	255	61	66	1030	57.2

TEAM STATISTICS	CIN	OPP
SCORING	1255	1030
Points per game	69.7	57.2
Scoring margin	+12.5	-
FIELD GOALS-ATT	443-1031	359-938
Field goal pct	.430	.383
3 POINT FG-ATT	148-411	106-336
3-point FG pct	.360	.315
3-pt FG made per game	8.2	5.9
FREE THROWS-ATT	221-309	206-295
Free throw pct	.715	.698
F-Throws made per game	12.3	11.4
REBOUNDS	647	589
Rebounds per game	35.9	32.7
Rebounding margin	+3.2	-
ASSISTS	295	186
Assists per game	16.4	10.3
TURNOVERS	188	255
Turnovers per game	10.4	14.2
Turnover margin	+3.7	-
Assist/turnover ratio	1.6	0.7
STEALS	134	66
Steals per game	7.4	3.7
BLOCKS	85	61
Blocks per game	4.7	3.4
ATTENDANCE	107253	47244
Home games-Avg/Game	9-11917	9-5249
Neutral site-Avg/Game	-	0-0

Date	Opponent		Score	Att.
* 12/28/16	at Temple	w	56-50	5478
* 01/01/17	TULANE	w	92-56	10328
* 1/7/17	at Houston	w	67-58	4875
* 01/12/17	SMU	w	66-64	11344
* 01/15/17	at East Carolina	w	55-46	4597
* 01/18/17	TEMPLE	w	81-74	10718
* 01/21/17	at Tulane	w	78-61	2001
* 01/29/17	USF	w	94-53	12576
* 02/01/17	at Tulsa	w	57-55	5002
* 02/04/17	UCONN	w	82-68	13428
* 02/08/17	UCF	w	60-50	9510
* 02/12/17	at SMU	L	51-60	7518
* 02/15/17	at USF	w	68-54	2679
* 02/18/17	TULSA	w	80-60	13386
* 02/23/17	MEMPHIS	w	87-74	12787
* 2/26/17	at UCF	L	49-53	5763
* 03/02/17	HOUSTON	w	65-47	13176
* 3/5/17	at UConn	w	67-47	9331

* = Conference game

Score by Periods	1st	2nd	Totals
Cincinnati	615	640	1255
Opponents	474	556	1030



2016-17 Cincinnati Basketball
Cincinnati Combined Team Statistics (as of Mar 12, 2017)
AAC Tournament



RECORD:	OVERALL	HOME	AWAY	NEUTRAL
ALL GAMES	2-1	0-0	1-0	1-1
CONFERENCE	0-0	0-0	0-0	0-0
NON-CONFERENCE	2-1	0-0	1-0	1-1

#	Player	gp-gs	min	avg	Total		3-Point		F-Throw		Rebounds						a	to	blk	stl	pts	avg
					fg-fga	fg%	3fg-fga	3fg%	ft-fa	ft%	off	def	tot	avg	pf	dq						
01	EVANS, Jacob	3-3	93	31.0	16-28	.571	8-10	.800	11-16	.688	5	10	15	5.0	8	0	6	1	1	4	51	17.0
10	CAUPAIN, Troy	3-3	100	33.3	13-36	.361	7-20	.350	8-11	.727	2	13	15	5.0	5	0	13	4	1	3	41	13.7
11	CLARK, Gary	3-3	98	32.7	9-23	.391	0-3	.000	22-24	.917	4	16	20	6.7	8	0	2	1	4	2	40	13.3
34	CUMBERLAND, Jarron	3-0	85	28.3	11-24	.458	3-10	.300	9-14	.643	5	4	9	3.0	5	0	1	5	0	7	34	11.3
24	WASHINGTON, Kyle	3-3	63	21.0	13-22	.591	0-2	.000	7-7	1.000	5	7	12	4.0	10	0	0	1	0	0	33	11.0
25	JOHNSON, Kevin	3-3	78	26.0	2-15	.133	1-11	.091	2-2	1.000	3	1	4	1.3	4	0	2	1	0	1	7	2.3
00	MOORE, Quadri	3-0	25	8.3	2-12	.167	0-6	.000	1-2	.500	4	1	5	1.7	6	0	0	2	0	0	5	1.7
33	BROOKS, Nysier	3-0	29	9.7	0-5	.000	0-0	.000	3-4	.750	4	6	10	3.3	7	0	0	1	0	0	3	1.0
45	TOBLER, Zack	1-0	1	1.0	0-0	.000	0-0	.000	1-2	.500	0	0	0	0.0	0	0	0	0	0	0	1	1.0
13	SCOTT, Tre	3-0	15	5.0	1-2	.500	0-0	.000	0-0	.000	1	1	2	0.7	2	0	0	0	0	0	2	0.7
03	JENIFER, Justin	2-0	13	6.5	0-2	.000	0-1	.000	0-0	.000	0	2	2	1.0	2	0	1	1	0	1	0	0.0
Team											9	5	14					3				
Total.....		3	600		67-169	.396	19-63	.302	64-82	.780	42	66	108	36.0	57	0	25	20	6	18	217	72.3
Opponents.....		3	600		68-155	.439	23-56	.411	44-58	.759	28	69	97	32.3	61	-	33	30	13	8	203	67.7

TEAM STATISTICS	CIN	OPP
SCORING	217	203
Points per game	72.3	67.7
Scoring margin	+4.7	-
FIELD GOALS-ATT	67-169	68-155
Field goal pct	.396	.439
3 POINT FG-ATT	19-63	23-56
3-point FG pct	.302	.411
3-pt FG made per game	6.3	7.7
FREE THROWS-ATT	64-82	44-58
Free throw pct	.780	.759
F-Throws made per game	21.3	14.7
REBOUNDS	108	97
Rebounds per game	36.0	32.3
Rebounding margin	+3.7	-
ASSISTS	25	33
Assists per game	8.3	11.0
TURNOVERS	20	30
Turnovers per game	6.7	10.0
Turnover margin	+3.3	-
Assist/turnover ratio	1.3	1.1
STEALS	18	8
Steals per game	6.0	2.7
BLOCKS	6	13
Blocks per game	2.0	4.3
ATTENDANCE	0	22338
Home games-Avg/Game	0-0	1-8117
Neutral site-Avg/Game	-	2-7110

Date	Opponent		Score	Att.
3/10/17	vs Tulsa	W	80-61	7365
3/11/17	at UConn	W	81-71	8117
3/12/17	vs SMU	L	56-71	6856

* = Conference game

Score by Periods	1st	2nd	Totals
Cincinnati	104	113	217
Opponents	86	117	203



2016-17 Cincinnati Basketball
Cincinnati Team Game-by-Game Comparison (as of Mar 12, 2017)
All games



Opponent	1st	2nd	Score	Mar	Total FG	FG Pct	3-Pointers	3FG Pct	Free Throws	FT Pct	Rebounds	Assist	T/Over	Block	Steal	Fouls
BROWN	43/25	41/30	84-55	+29	33-57/18-57	.579/.316	6-22/10-25	.273/.400	12-20/9-14	.600/.643	43/23 +20	23/10	12/14	9/1	10/3	16/21
ALBANY	29/27	45/24	74-51	+23	28-61/20-48	.459/.417	5-21/2-14	.238/.143	13-20/9-14	.650/.643	34/33 +1	16/8	10/22	6/1	13/4	21/19
Rhode Island	39/31	32/45	71-76	(5)	23-54/26-58	.426/.448	8-20/8-20	.400/.400	17-23/16-20	.739/.800	30/39 (9)	8/15	11/10	7/5	4/5	18/21
Penn State	34/19	37/31	71-50	+21	30-60/17-49	.500/.347	6-17/5-20	.353/.250	5-10/11-12	.500/.917	40/26 +14	14/8	14/19	4/2	9/5	16/15
SAMFORD	30/35	40/20	70-55	+15	27-63/19-58	.429/.328	4-20/8-27	.200/.296	12-20/9-11	.600/.818	42/34 +8	12/9	10/16	10/1	9/2	13/14
LIPSCOMB	40/28	51/40	91-68	+23	31-59/28-66	.525/.424	8-17/7-27	.471/.259	21-29/5-6	.724/.833	31/39 (8)	20/14	11/19	8/4	8/3	14/22
Iowa State	25/24	25/26	55-54	+1	22-62/22-60	.355/.367	3-21/5-21	.143/.238	8-10/5-11	.800/.455	46/34 +12	9/5	14/7	5/3	4/6	13/13
BOWLING GREEN	41/24	44/32	85-56	+29	34-61/21-57	.557/.368	6-15/6-17	.400/.353	11-14/8-12	.786/.667	38/28 +10	18/10	8/9	7/0	6/2	14/14
Butler	35/35	30/40	65-75	(10)	26-65/23-54	.400/.426	6-26/8-20	.231/.400	7-13/21-26	.538/.808	35/34 +1	8/13	8/6	1/4	4/1	20/15
TEXAS SOUTHERN	37/23	59/35	96-58	+38	40-71/21-69	.563/.304	6-17/5-23	.353/.217	10-17/11-14	.588/.786	44/37 +7	26/13	3/10	4/3	8/0	12/12
FAIRLEIGH DICKINSON	65/26	54/42	119-68	+51	44-68/20-63	.647/.317	12-25/8-20	.480/.400	19-29/20-22	.655/.909	41/28 +13	29/15	12/22	4/2	13/5	19/21
MARSHALL	38/50	42/30	93-91	+2	38-75/31-71	.507/.437	7-16/17-30	.438/.567	10-23/12-12	.435/1000	43/37 +6	21/18	11/15	8/2	9/6	12/16
Temple	26/26	30/24	56-50	+6	19-58/16-60	.328/.267	5-18/5-26	.278/.192	13-20/13-19	.650/.684	46/43 +3	7/8	15/16	6/2	8/5	16/18
TULANE	39/27	53/29	92-56	+36	33-58/17-62	.569/.274	13-24/3-21	.542/.143	13-17/19-28	.765/.679	37/35 +2	25/13	14/15	3/5	9/5	19/21
Houston	30/25	37/33	67-58	+9	22-57/23-63	.386/.365	10-24/3-19	.417/.158	13-21/9-14	.619/.643	43/39 +4	15/6	11/9	8/4	3/3	15/21
SMU	34/27	32/37	66-64	+2	25-54/24-60	.463/.400	12-26/9-23	.462/.391	4-7/7-10	.571/.700	27/37 (10)	19/14	4/7	6/4	1/3	10/12
East Carolina	31/23	24/23	55-46	+9	19-58/15-59	.328/.254	2-12/4-23	.167/.174	15-17/12-17	.882/.706	47/36 +11	10/5	11/11	9/8	8/3	15/17
TEMPLE	26/28	55/46	81-74	+7	28-56/27-51	.500/.529	5-14/12-26	.357/.462	20-24/8-11	.833/.727	32/23 +9	23/14	12/13	6/3	4/8	12/18
Tulane	38/22	40/39	78-61	+17	31-55/21-46	.564/.457	10-23/4-15	.435/.267	6-11/15-22	.545/.682	31/25 +6	14/9	18/16	2/1	6/4	23/14
XAVIER	36/44	50/34	86-78	+8	30-60/22-56	.500/.393	8-23/15-28	.348/.536	18-37/19-23	.486/.826	42/33 +9	14/18	8/12	9/3	5/3	19/29
USF	49/25	45/28	94-53	+41	32-66/17-51	.485/.333	12-34/6-13	.353/.462	18-30/13-20	.600/.650	40/36 +4	27/8	9/24	4/3	15/2	18/20
Tulsa	30/30	27/25	57-55	+2	18-51/17-42	.353/.405	6-24/4-11	.250/.364	15-19/17-24	.789/.708	28/38 (10)	10/9	11/16	1/2	10/3	18/16
UCONN	34/26	48/42	82-68	+14	30-60/24-57	.500/.421	12-26/9-18	.462/.500	10-12/11-14	.833/.786	35/29 +6	22/14	8/11	4/2	5/4	11/14
UCF	34/28	26/22	60-50	+10	23-65/19-48	.354/.396	9-29/3-15	.310/.200	5-5/9-11	1000/.818	34/36 (2)	19/8	5/16	4/3	12/3	13/7
SMU	28/28	23/32	51-60	(9)	17-49/19-45	.347/.422	11-32/10-21	.344/.476	6-9/12-17	.667/.706	31/32 (1)	15/14	12/11	6/4	5/4	14/11
USF	30/22	38/32	68-54	+14	25-59/18-49	.424/.367	6-18/6-15	.333/.400	12-20/12-16	.600/.750	35/38 (3)	15/7	10/21	8/5	13/4	15/18
TULSA	38/32	42/28	80-60	+20	28-50/19-44	.560/.432	8-17/11-19	.471/.579	16-26/11-17	.615/.647	29/21 +8	19/13	13/17	5/1	8/3	17/18
MEMPHIS	51/32	36/42	87-74	+13	28-57/31-57	.491/.544	8-21/4-13	.381/.308	23-28/8-12	.821/.667	34/27 +7	19/20	6/12	5/1	8/4	13/19
UCF	27/30	22/23	49-53	(4)	16-54/19-48	.296/.396	7-24/5-21	.292/.238	10-14/10-15	.714/.667	34/37 (3)	13/8	12/16	3/4	6/6	21/13
HOUSTON	37/20	28/27	65-47	+18	25-58/18-48	.431/.375	5-19/5-19	.263/.263	10-12/6-10	.833/.600	40/24 +16	14/6	11/13	3/4	7/2	13/13
UConn	33/23	34/24	67-47	+20	24-66/15-48	.364/.313	7-26/3-18	.269/.167	12-17/14-18	.706/.778	44/33 +11	9/10	6/11	2/5	6/0	16/15
Tulsa	40/25	40/36	80-61	+19	30-61/20-47	.492/.426	8-20/6-18	.400/.333	12-18/15-20	.667/.750	35/27 +8	10/12	7/14	4/3	7/3	20/14
UConn	41/29	40/42	81-71	+10	18-47/22-56	.383/.393	7-19/7-19	.368/.368	38-46/20-25	.826/.800	35/36 (1)	8/7	6/8	1/4	4/3	24/32
SMU	23/32	33/39	56-71	(15)	19-61/26-52	.311/.500	4-24/10-19	.167/.526	14-18/9-13	.778/.692	38/34 +4	7/14	7/8	1/6	7/2	13/15

Note: Game totals are displayed in the format TEAM/OPPONENT for each category



2016-17 Cincinnati Basketball
Cincinnati Game-by-Game Highs (as of Mar 12, 2017)
All games



Opponent	Date	Score	Points	Rebounds	Assists	Steals	Blocked shots
BROWN	11/11/16	84-55	23-EVANS, Jacob	12-WASHINGTON, Ky	6-CAUPAIN, Troy	3-CLARK, Gary	2-CLARK, Gary WASHINGTON, Kyl
ALBANY	11/14/16	74-51	19-EVANS, Jacob	5-MOORE, Quadri	5-CAUPAIN, Troy JENIFER, Justin	4-CAUPAIN, Troy	2-CLARK, Gary
vs Rhode Island	11/19/16	71-76	25-EVANS, Jacob	10-WASHINGTON, Ky	5-CAUPAIN, Troy	2-CAUPAIN, Troy	4-WASHINGTON, Kyl
vs Penn State	11/20/16	71-50	16-WASHINGTON, Ky	17-WASHINGTON, Ky	4-CAUPAIN, Troy	3-CLARK, Gary	2-CLARK, Gary
SAMFORD	11/23/16	70-55	18-WASHINGTON, Ky	12-WASHINGTON, Ky	4-CAUPAIN, Troy	3-JOHNSON, Kevin	3-WASHINGTON, Kyl BROOKS, Nysier
LIPSCOMB	11/26/16	91-68	17-CUMBERLAND, Ja	9-SCOTT, Tre	5-CAUPAIN, Troy SCOTT, Tre	3-CUMBERLAND, Ja	5-SCOTT, Tre
at Iowa State	12-01-16	55-54	13-WASHINGTON, Ky	10-CAUPAIN, Troy WASHINGTON, Kyl CLARK, Gary	2-EVANS, Jacob CLARK, Gary	1-EVANS, Jacob MOORE, Quadri CAUPAIN, Troy JOHNSON, Kevin	3-CLARK, Gary
BOWLING GREEN	12/04/16	85-56	24-WASHINGTON, Ky	6-WASHINGTON, Kyl CUMBERLAND, Jar CLARK, Gary	4-CAUPAIN, Troy	2-SCOTT, Tre	3-WASHINGTON, Kyl
at Butler	12/10/16	65-75	22-CAUPAIN, Troy	12-CLARK, Gary	2-CAUPAIN, Troy JOHNSON, Kevin	1-CLARK, Gary JOHNSON, Kevin CUMBERLAND, Jar CAUPAIN, Troy	1-EVANS, Jacob
TEXAS SOUTHERN	12/13/16	96-58	18-CUMBERLAND, Ja	9-WASHINGTON, Kyl	9-JENIFER, Justin	2-CLARK, Gary	1-WASHINGTON, Kyl CUMBERLAND, Jar BROOKS, Nysier SCOTT, Tre
FAIRLEIGH DICKINSON	12/17/16	119-68	18-JOHNSON, Kevin	8-CLARK, Gary WASHINGTON, Kyl	8-CAUPAIN, Troy	3-JOHNSON, Kevin	1-BROOKS, Nysier SCOTT, Tre JOHNSON, Kevin CLARK, Gary
MARSHALL	12/22/16	93-91	26-CLARK, Gary	12-CAUPAIN, Troy	6-CAUPAIN, Troy	4-EVANS, Jacob	2-CLARK, Gary
at Temple	12/28/16	56-50	11-EVANS, Jacob CLARK, Gary	7-WASHINGTON, Kyl	2-CAUPAIN, Troy CUMBERLAND, Jar	2-SCOTT, Tre EVANS, Jacob	2-CLARK, Gary
TULANE	01/01/17	92-56	19-CUMBERLAND, Ja	10-SCOTT, Tre	8-CAUPAIN, Troy	2-CAUPAIN, Troy EVANS, Jacob WASHINGTON, Kyl CUMBERLAND, Jar	1-CUMBERLAND, Ja BROOKS, Nysier WASHINGTON, Kyl
at Houston	1/7/17	67-58	19-WASHINGTON, Ky	9-WASHINGTON, Kyl	5-CAUPAIN, Troy	1-WASHINGTON, Kyl JOHNSON, Kevin EVANS, Jacob	3-CLARK, Gary
SMU	01/12/17	66-64	18-CLARK, Gary	7-CAUPAIN, Troy	6-CAUPAIN, Troy EVANS, Jacob	1-CLARK, Gary	3-WASHINGTON, Kyl
at East Carolina	01/15/17	55-46	16-WASHINGTON, Ky	11-WASHINGTON, Ky	4-JOHNSON, Kevin	3-JOHNSON, Kevin	5-BROOKS, Nysier
TEMPLE	01/18/17	81-74	18-CAUPAIN, Troy	9-CAUPAIN, Troy	8-CLARK, Gary	1-JOHNSON, Kevin CLARK, Gary EVANS, Jacob CUMBERLAND, Jar	2-BROOKS, Nysier CLARK, Gary
at Tulane	01/21/17	78-61	15-EVANS, Jacob	6-MOORE, Quadri CLARK, Gary	4-CAUPAIN, Troy	3-JOHNSON, Kevin	1-CLARK, Gary WASHINGTON, Kyl
XAVIER	01/26/17	86-78	21-EVANS, Jacob	11-CLARK, Gary	5-CAUPAIN, Troy	2-JOHNSON, Kevin CLARK, Gary	4-WASHINGTON, Kyl
USF	01/29/17	94-53	26-CUMBERLAND, Ja	8-CLARK, Gary	9-JENIFER, Justin	5-SCOTT, Tre	1-WASHINGTON, Kyl EVANS, Jacob MOORE, Quadri



2016-17 Cincinnati Basketball
Cincinnati Game-by-Game Highs (as of Mar 12, 2017)
All games



Opponent	Date	Score	Points	Rebounds	Assists	Steals	Blocked shots
							CUMBERLAND, Jar
at Tulsa	02/01/17	57-55	15-CAUPAIN, Troy	12-CLARK, Gary	3-EVANS, Jacob	3-JOHNSON, Kevin	1-CLARK, Gary
UConn	02/04/17	82-68	27-WASHINGTON, Ky	11-CLARK, Gary	6-CAUPAIN, Troy	4-CUMBERLAND, Ja	2-CLARK, Gary
UCF	02/08/17	60-50	14-WASHINGTON, Ky	11-WASHINGTON, Ky	6-CAUPAIN, Troy	4-EVANS, Jacob	2-EVANS, Jacob
					EVANS, Jacob	WASHINGTON, Kyl	WASHINGTON, Kyl
at SMU	02/12/17	51-60	15-EVANS, Jacob	12-CLARK, Gary	5-EVANS, Jacob	2-JOHNSON, Kevin	2-WASHINGTON, Kyl
at USF	02/15/17	68-54	14-JOHNSON, Kevin	14-CLARK, Gary	5-JENIFER, Justin	3-JOHNSON, Kevin	4-CLARK, Gary
TULSA	02/18/17	80-60	18-WASHINGTON, Ky	8-CLARK, Gary	8-CAUPAIN, Troy	2-SCOTT, Tre	2-WASHINGTON, Kyl
						EVANS, Jacob	
						JOHNSON, Kevin	
MEMPHIS	02/23/17	87-74	16-WASHINGTON, Ky	9-CLARK, Gary	7-CAUPAIN, Troy	3-CAUPAIN, Troy	3-EVANS, Jacob
at UCF	2/26/17	49-53	17-EVANS, Jacob	9-WASHINGTON, Kyl	5-CUMBERLAND, Ja	3-CAUPAIN, Troy	2-EVANS, Jacob
HOUSTON	03/02/17	65-47	14-CLARK, Gary	7-WASHINGTON, Kyl	5-CAUPAIN, Troy	2-JOHNSON, Kevin	2-EVANS, Jacob
				CLARK, Gary		CAUPAIN, Troy	
at UConn	3/5/17	67-47	17-CLARK, Gary	14-CLARK, Gary	2-CAUPAIN, Troy	3-CLARK, Gary	1-BROOKS, Nysier
					WASHINGTON, Kyl		CUMBERLAND, Jar
vs Tulsa	3/10/17	80-61	21-WASHINGTON, Ky	7-CAUPAIN, Troy	6-CAUPAIN, Troy	2-CAUPAIN, Troy	3-CLARK, Gary
						CLARK, Gary	
at UConn	3/11/17	81-71	25-CLARK, Gary	9-CLARK, Gary	5-CAUPAIN, Troy	2-EVANS, Jacob	1-CAUPAIN, Troy
						CUMBERLAND, Jar	
vs SMU	3/12/17	56-71	14-CUMBERLAND, Ja	9-CLARK, Gary	3-EVANS, Jacob	5-CUMBERLAND, Ja	1-CLARK, Gary



2016-17 Cincinnati Basketball
Cincinnati Points-Rebounds-Assists (as of Mar 12, 2017)
All games



Opponent	Date	Score	00		01		03		10		11		13		14	
			MOORE,QUAD		EVANS,JACO		JENIFER,JU		CAUPAIN,TR		CLARK,GARY		SCOTT,TRE		BART,JACKS	
BROWN	11/11/16	84-55	w	4-1-0		23-3-3		6-5-2		10-7-6		14-9-4		6-2-0		DNP
ALBANY	11/14/16	74-51	w	6-5-0		19-3-3		6-1-5		8-4-5		2-4-1		4-3-0		0-0-0
vs Rhode Island	11/19/16	71-76	L	DNP		25-6-0		3-0-0		12-4-5		4-6-2		0-0-0		DNP
vs Penn State	11/20/16	71-50	w	2-0-0		14-5-0		3-1-1		12-3-4		9-6-2		10-3-1		DNP
SAMFORD	11/23/16	70-55	w	DNP		12-7-3		0-0-1		7-5-4		13-7-0		0-2-0		DNP
LIPSCOMB	11/26/16	91-68	w	3-3-0		14-4-4		5-2-2		8-5-5		2-2-0		9-9-5		0-0-0
at Iowa State	12-01-16	55-54	w	0-1-0		11-3-2		0-0-1		7-10-1		11-10-2		0-3-1		DNP
BOWLING GREEN	12/04/16	85-56	w	1-0-0		7-3-3		14-3-1		12-4-4		8-6-3		2-4-1		0-0-0
at Butler	12/10/16	65-75	L	0-3-0		14-5-1		0-2-1		22-5-2		14-12-1		0-3-0		DNP
TEXAS SOUTHERN	12/13/16	96-58	w	4-1-0		10-3-1		8-2-9		8-4-4		13-3-6		11-7-3		0-0-0
FAIRLEIGH DICKINSON	12/17/16	119-68	w	9-2-0		17-5-4		13-0-5		10-4-8		6-8-4		10-3-2		0-0-0
MARSHALL	12/22/16	93-91	w	DNP		25-4-5		3-1-3		7-12-6		26-10-3		8-5-1		DNP
at Temple	12/28/16	56-50	w	5-0-0		11-5-1		2-0-1		5-6-2		11-6-1		5-6-0		DNP
TULANE	01/01/17	92-56	w	DNP		13-0-2		9-1-4		9-5-8		4-7-3		6-10-1		0-0-0
at Houston	1/7/17	67-58	w	DNP		12-5-3		0-1-3		13-6-5		11-8-2		0-0-0		DNP
SMU	01/12/17	66-64	w	0-0-0		2-5-6		0-1-0		16-7-6		18-5-2		4-2-0		DNP
at East Carolina	01/15/17	55-46	w	0-0-0		10-4-3		2-0-0		8-4-0		8-9-1		0-3-1		DNP
TEMPLE	01/18/17	81-74	w	DNP		15-4-3		0-0-0		18-9-7		7-7-8		2-1-0		DNP
at Tulane	01/21/17	78-61	w	14-6-1		15-4-0		0-1-2		14-1-4		6-6-2		7-3-0		DNP
XAVIER	01/26/17	86-78	w	DNP		21-7-3		0-0-0		16-3-5		13-11-3		0-1-0		DNP
USF	01/29/17	94-53	w	4-2-3		10-4-2		12-5-9		2-1-5		6-8-3		9-7-1		0-0-0
at Tulsa	02/01/17	57-55	w	3-1-0		10-3-3		0-0-0		15-2-2		9-12-2		0-0-1		DNP
UCONN	02/04/17	82-68	w	5-0-1		0-5-4		0-1-2		7-2-6		20-11-3		2-2-2		DNP
UCF	02/08/17	60-50	w	2-0-0		11-4-6		6-0-2		5-4-6		8-8-0		2-1-0		DNP
at SMU	02/12/17	51-60	L	0-0-0		15-2-5		1-0-2		2-1-3		6-12-3		0-0-0		DNP
at USF	02/15/17	68-54	w	2-0-0		10-1-3		0-0-5		8-1-3		13-14-0		0-1-0		DNP
TULSA	02/18/17	80-60	w	0-0-0		17-4-3		2-1-3		11-3-8		14-8-2		0-1-0		DNP
MEMPHIS	02/23/17	87-74	w	5-1-0		15-4-2		0-2-0		12-3-7		13-9-3		6-1-0		DNP
at UCF	2/26/17	49-53	L	DNP		17-3-2		0-2-1		3-6-4		3-3-0		0-0-0		DNP
HOUSTON	03/02/17	65-47	w	2-3-1		7-5-3		0-0-0		11-4-5		14-7-0		2-1-0		0-0-0
at UConn	3/5/17	67-47	w	2-3-1		12-6-1		3-1-1		6-3-2		17-14-0		0-1-0		DNP
vs Tulsa	3/10/17	80-61	w	0-0-0		20-4-2		0-2-1		15-7-6		5-2-1		2-2-0		DNP
at UConn	3/11/17	81-71	w	3-3-0		21-4-1		0-0-0		18-4-5		25-9-0		0-0-0		DNP
vs SMU	3/12/17	56-71	L	2-2-0		10-7-3		DNP		8-4-2		10-9-1		0-0-0		DNP

Opponent	Date	Score	24		25		32		33		34		45	
			WASHINGTON		JOHNSON,KE		KOZ,JOHN		BROOKS,NYS		CUMBERLAND		TOBLER,ZAC	
BROWN	11/11/16	84-55	w	16-12-5		0-2-1		DNP		1-1-0		3-0-2		1-1-0
ALBANY	11/14/16	74-51	w	13-3-0		4-4-0		0-0-0		1-1-1		11-2-1		0-1-0
vs Rhode Island	11/19/16	71-76	L	23-10-0		3-1-0		DNP		1-0-0		0-2-1		DNP
vs Penn State	11/20/16	71-50	w	16-17-2		3-1-1		DNP		0-1-0		2-1-3		DNP
SAMFORD	11/23/16	70-55	w	18-12-1		10-1-2		DNP		10-4-0		0-2-1		DNP
LIPSCOMB	11/26/16	91-68	w	15-2-2		13-3-1		DNP		5-0-0		17-1-1		0-0-0
at Iowa State	12-01-16	55-54	w	13-10-1		11-4-1		DNP		2-4-0		0-0-0		DNP
BOWLING GREEN	12/04/16	85-56	w	24-6-0		6-2-2		0-1-1		6-1-0		2-6-3		3-0-0
at Butler	12/10/16	65-75	L	7-0-0		4-2-2		DNP		0-0-0		4-1-1		DNP
TEXAS SOUTHERN	12/13/16	96-58	w	8-9-1		10-2-1		0-0-0		6-2-0		18-6-1		0-2-0
FAIRLEIGH DICKINSON	12/17/16	119-68	w	12-8-0		18-2-1		0-0-0		8-3-0		11-4-5		5-2-0
MARSHALL	12/22/16	93-91	w	8-5-0		12-2-3		DNP		2-0-0		2-0-0		DNP
at Temple	12/28/16	56-50	w	6-7-0		5-3-0		DNP		0-2-0		6-5-2		DNP
TULANE	01/01/17	92-56	w	9-3-4		15-3-2		0-0-0		5-1-0		19-4-1		3-0-0
at Houston	1/7/17	67-58	w	19-9-0		10-5-1		DNP		0-1-0		2-2-1		DNP
SMU	01/12/17	66-64	w	11-5-3		9-0-1		DNP		0-0-0		6-2-1		DNP
at East Carolina	01/15/17	55-46	w	16-11-0		5-5-4		DNP		2-4-0		4-4-1		DNP
TEMPLE	01/18/17	81-74	w	16-4-0		16-2-4		DNP		2-1-0		5-2-1		DNP
at Tulane	01/21/17	78-61	w	4-1-1		14-2-1		DNP		0-3-1		4-1-2		DNP
XAVIER	01/26/17	86-78	w	12-8-1		5-4-1		DNP		4-3-0		15-4-1		0-0-0
USF	01/29/17	94-53	w	13-3-0		3-1-0		0-1-1		8-1-0		26-3-3		1-1-0
at Tulsa	02/01/17	57-55	w	10-8-1		6-0-0		DNP		DNP		4-0-1		DNP
UCONN	02/04/17	82-68	w	27-8-2		6-2-1		DNP		DNP		15-2-1		DNP
UCF	02/08/17	60-50	w	14-11-1		9-0-0		DNP		DNP		3-0-4		DNP
at SMU	02/12/17	51-60	L	11-6-0		13-2-2		DNP		0-0-0		3-1-0		DNP
at USF	02/15/17	68-54	w	13-9-1		14-1-1		DNP		1-1-0		7-4-2		0-0-0
TULSA	02/18/17	80-60	w	18-6-1		15-3-1		DNP		3-2-0		DNP		0-0-1
MEMPHIS	02/23/17	87-74	w	16-6-0		7-3-3		DNP		4-2-0		9-2-4		DNP
at UCF	2/26/17	49-53	L	7-9-0		6-2-1		DNP		2-1-0		11-3-5		DNP
HOUSTON	03/02/17	65-47	w	9-7-1		7-4-4		DNP		0-2-0		10-3-0		3-0-0
at UConn	3/5/17	67-47	w	7-6-2		5-1-1		DNP		0-0-0		15-3-1		DNP
vs Tulsa	3/10/17	80-61	w	21-6-0		7-1-0		DNP		0-3-0		9-3-0		1-0-0
at UConn	3/11/17	81-71	w	0-1-0		0-1-1		DNP		3-5-0		11-2-1		DNP
vs SMU	3/12/17	56-71	L	12-5-0		0-2-1		DNP		0-2-0		14-4-0		DNP



2016-17 Cincinnati Basketball
Cincinnati Season/Career Statistics (as of Mar 12, 2017)
All games



SEASON STATISTICS

CAREER STATISTICS

SUMMARY	gp-gs	min/g	fg%	3fg%	ft%	r/g	a/g	stl	blk	pts/g	gp-gs	min/g	fg%	3fg%	ft%	r/g	a/g	stl	blk	pts/g
EVANS, Jacob	34-34	31.3	.471	.418	.725	4.1	2.6	43	27	13.7	67-42	27.9	.428	.379	.752	4.1	2.1	70	54	11.1
WASHINGTON, Kyle	34-33	24.7	.513	.385	.708	6.9	0.9	13	42	13.1	34-33	24.7	.513	.385	.708	6.9	0.9	13	42	13.1
CLARK, Gary	34-33	28.4	.525	.283	.703	7.9	2.0	34	40	10.7	101-99	28.8	.522	.342	.678	8.0	1.9	110	134	9.6
CAUPAIN, Troy	34-34	31.9	.388	.313	.667	4.5	4.6	41	11	10.1	135-100	28.9	.395	.335	.759	3.5	3.8	150	32	9.5
CUMBERLAND, Jarron	33-0	19.0	.481	.353	.644	2.4	1.5	34	9	8.1	33-0	19.0	.481	.353	.644	2.4	1.5	34	9	8.1
JOHNSON, Kevin	34-34	28.1	.373	.308	.825	2.1	1.3	44	4	8.0	134-60	20.4	.371	.319	.767	1.6	1.2	115	13	6.1
SCOTT, Tre	34-0	10.4	.500	.333	.500	2.6	0.6	17	15	3.1	34-0	10.4	.500	.333	.500	2.6	0.6	17	15	3.1
MOORE, Quadri	26-1	8.2	.351	.281	.789	1.4	0.3	6	3	3.0	78-1	7.9	.369	.293	.736	1.3	0.2	21	9	2.5
JENIFER, Justin	33-0	13.4	.411	.378	.500	1.1	2.0	16	0	3.0	60-0	11.2	.392	.360	.618	0.9	1.7	30	0	2.7
BROOKS, Nysier	31-0	8.3	.529	.000	.579	1.6	0.1	4	22	2.5	31-0	8.3	.529	.000	.579	1.6	0.1	4	22	2.5
TOBLER, Zack	13-1	2.1	.308	.400	.700	0.5	0.1	2	0	1.3	35-1	1.9	.259	.222	.565	0.4	0.1	2	0	0.8
KOZ, John	6-0	1.7	.000	.000	.000	0.3	0.3	0	0	0.0	6-0	1.7	.000	.000	.000	0.3	0.3	0	0	0.0
BART, Jackson	8-0	1.4	.000	.000	.000	0.0	0.0	0	0	0.0	8-0	1.4	.000	.000	.000	0.0	0.0	0	0	0.0

SCORING	fg-fga	fg%	3fg-fga	3fg%	ft-fta	ft%	pts	pts/g	fg-fga	fg%	3fg-fga	3fg%	ft-fta	ft%	pts	pts/g
EVANS, Jacob	160-340	.471	66-158	.418	79-109	.725	465	13.7	254-593	.428	111-293	.379	124-165	.752	743	11.1
WASHINGTON, Kyle	177-345	.513	15-39	.385	75-106	.708	444	13.1	177-345	.513	15-39	.385	75-106	.708	444	13.1
CLARK, Gary	136-259	.525	13-46	.283	78-111	.703	363	10.7	372-712	.522	26-76	.342	202-298	.678	972	9.6
CAUPAIN, Troy	120-309	.388	45-144	.313	60-90	.667	345	10.1	423-1071	.395	150-448	.335	289-381	.759	1285	9.5
CUMBERLAND, Jarron	88-183	.481	36-102	.353	56-87	.644	268	8.1	88-183	.481	36-102	.353	56-87	.644	268	8.1
JOHNSON, Kevin	95-255	.373	48-156	.308	33-40	.825	271	8.0	278-749	.371	146-457	.319	112-146	.767	814	6.1
SCOTT, Tre	45-90	.500	1-3	.333	16-32	.500	107	3.1	45-90	.500	1-3	.333	16-32	.500	107	3.1
MOORE, Quadri	27-77	.351	9-32	.281	15-19	.789	78	3.0	69-187	.369	17-58	.293	39-53	.736	194	2.5
JENIFER, Justin	37-90	.411	17-45	.378	7-14	.500	98	3.0	58-148	.392	27-75	.360	21-34	.618	164	2.7
BROOKS, Nysier	27-51	.529	0-0	.000	22-38	.579	76	2.5	27-51	.529	0-0	.000	22-38	.579	76	2.5
TOBLER, Zack	4-13	.308	2-5	.400	7-10	.700	17	1.3	7-27	.259	2-9	.222	13-23	.565	29	0.8
KOZ, John	0-2	.000	0-2	.000	0-0	.000	0	0.0	0-2	.000	0-2	.000	0-0	.000	0	0.0
BART, Jackson	0-2	.000	0-2	.000	0-0	.000	0	0.0	0-2	.000	0-2	.000	0-0	.000	0	0.0

TOTALS	o-reb	d-reb	t-reb	pf	fo	ast	to	a/to	o-reb	d-reb	t-reb	pf	fo	ast	to	a/to
EVANS, Jacob	52	89	141	74	0	90	40	2.3	88	188	276	135	2	144	65	2.2
WASHINGTON, Kyle	76	157	233	87	2	30	51	0.6	76	157	233	87	2	30	51	0.6
CLARK, Gary	103	165	268	63	0	68	37	1.8	310	494	804	193	0	195	117	1.7
CAUPAIN, Troy	21	132	153	51	0	155	41	3.8	67	411	478	198	1	512	215	2.4
CUMBERLAND, Jarron	34	45	79	57	0	51	34	1.5	34	45	79	57	0	51	34	1.5
JOHNSON, Kevin	22	51	73	58	0	45	37	1.2	66	144	210	219	0	166	146	1.1
SCOTT, Tre	24	63	87	25	0	20	16	1.3	24	63	87	25	0	20	16	1.3
MOORE, Quadri	12	25	37	34	0	7	20	0.4	31	68	99	81	1	15	57	0.3
JENIFER, Justin	8	27	35	32	0	67	16	4.2	10	43	53	50	0	101	33	3.1
BROOKS, Nysier	20	31	51	53	1	2	19	0.1	20	31	51	53	1	2	19	0.1
TOBLER, Zack	2	5	7	6	0	1	3	0.3	6	7	13	12	0	2	5	0.4
KOZ, John	0	2	2	0	0	2	0	0.0	0	2	2	0	0	2	0	0.0
BART, Jackson	0	0	0	2	0	0	0	0.0	0	0	0	2	0	0	0	0.0



2016-17 Cincinnati Basketball
Cincinnati Team High/Low Analysis (as of Mar 12, 2017)
All games



Cincinnati - TEAM GAME HIGHS

POINTS	119	FAIRLEIGH DICKINSON (12/17/16)
	96	TEXAS SOUTHERN (12/13/16)
	94	USF (01/29/17)
	93	MARSHALL (12/22/16)
	92	TULANE (01/01/17)
FIELD GOALS MADE	44	FAIRLEIGH DICKINSON (12/17/16)
	40	TEXAS SOUTHERN (12/13/16)
FIELD GOAL ATTEMPTS	75	MARSHALL (12/22/16)
	71	TEXAS SOUTHERN (12/13/16)
FIELD GOAL PERCENTAGE	.647 (44-68)	FAIRLEIGH DICKINSON (12/17/16)
	.579 (33-57)	BROWN (11/11/16)
3 PT FIELD GOALS MADE	13	TULANE (01/01/17)
	12	UConn (02/04/17)
	12	USF (01/29/17)
	12	SMU (01/12/17)
	12	FAIRLEIGH DICKINSON (12/17/16)
3 PT FG ATTEMPTS	34	USF (01/29/17)
	32	at SMU (02/12/17)
3 PT FG PERCENTAGE	.542 (13-24)	TULANE (01/01/17)
	.480 (12-25)	FAIRLEIGH DICKINSON (12/17/16)
FREE THROWS MADE	38	at UConn (3/11/17)
	23	MEMPHIS (02/23/17)
FREE THROW ATTEMPTS	46	at UConn (3/11/17)
	37	XAVIER (01/26/17)
FREE THROW PERCENTAGE	1.000 (5-5)	UCF (02/08/17)
	.882 (15-17)	at East Carolina (01/15/17)
REBOUNDS	47	at East Carolina (01/15/17)
	46	at Temple (12/28/16)
	46	at Iowa State (12-01-16)
ASSISTS	29	FAIRLEIGH DICKINSON (12/17/16)
	27	USF (01/29/17)
STEALS	15	USF (01/29/17)
	13	at USF (02/15/17)
	13	FAIRLEIGH DICKINSON (12/17/16)
	13	ALBANY (11/14/16)
BLOCKED SHOTS	10	SAMFORD (11/23/16)
	9	XAVIER (01/26/17)
	9	at East Carolina (01/15/17)
	9	BROWN (11/11/16)
TURNOVERS	18	at Tulane (01/21/17)
	15	at Temple (12/28/16)
FOULS	24	at UConn (3/11/17)
	23	at Tulane (01/21/17)



2016-17 Cincinnati Basketball
Cincinnati High/Low Analysis (as of Mar 12, 2017)
All games



Opponent - GAME HIGHS

POINTS	91	MARSHALL (12/22/16)
	78	XAVIER (01/26/17)
	76	vs Rhode Island (11/19/16)
	75	at Butler (12/10/16)
	74	MEMPHIS (02/23/17)
	74	TEMPLE (01/18/17)
FIELD GOALS MADE	31	MEMPHIS (02/23/17)
	31	MARSHALL (12/22/16)
FIELD GOAL ATTEMPTS	71	MARSHALL (12/22/16)
	69	TEXAS SOUTHERN (12/13/16)
FIELD GOAL PERCENTAGE	.544 (31-57)	MEMPHIS (02/23/17)
	.529 (27-51)	TEMPLE (01/18/17)
3 PT FIELD GOALS MADE	17	MARSHALL (12/22/16)
	15	XAVIER (01/26/17)
3 PT FG ATTEMPTS	30	MARSHALL (12/22/16)
	28	XAVIER (01/26/17)
3 PT FG PERCENTAGE	.579 (11-19)	TULSA (02/18/17)
	.567 (17-30)	MARSHALL (12/22/16)
FREE THROWS MADE	21	at Butler (12/10/16)
	20	at UConn (3/11/17)
	20	FAIRLEIGH DICKINSON (12/17/16)
FREE THROW ATTEMPTS	28	TULANE (01/01/17)
	26	at Butler (12/10/16)
FREE THROW PERCENTAGE	1.000 (12-12)	MARSHALL (12/22/16)
	.917 (11-12)	vs Penn State (11/20/16)
REBOUNDS	43	at Temple (12/28/16)
	39	at Houston (1/7/17)
	39	LIPSCOMB (11/26/16)
	39	vs Rhode Island (11/19/16)
ASSISTS	20	MEMPHIS (02/23/17)
	18	XAVIER (01/26/17)
	18	MARSHALL (12/22/16)
STEALS	8	TEMPLE (01/18/17)
	6	at UCF (2/26/17)
	6	MARSHALL (12/22/16)
	6	at Iowa State (12-01-16)
BLOCKED SHOTS	8	at East Carolina (01/15/17)
	6	vs SMU (3/12/17)
TURNOVERS	24	USF (01/29/17)
	22	FAIRLEIGH DICKINSON (12/17/16)
	22	ALBANY (11/14/16)
FOULS	32	at UConn (3/11/17)
	29	XAVIER (01/26/17)



2016-17 Cincinnati Basketball
Cincinnati High/Low Analysis (as of Mar 12, 2017)
All games



Cincinnati - GAME LOWS

POINTS	49	at UCF (2/26/17)
	51	at SMU (02/12/17)
	55	at Iowa State (12-01-16)
	55	at East Carolina (01/15/17)
	56	at Temple (12/28/16)
	56	vs SMU (3/12/17)
FIELD GOALS MADE	16	at UCF (2/26/17)
	17	at SMU (02/12/17)
FIELD GOAL ATTEMPTS	47	at UConn (3/11/17)
	49	at SMU (02/12/17)
FIELD GOAL PERCENTAGE	.296 (16-54)	at UCF (2/26/17)
	.311 (19-61)	vs SMU (3/12/17)
3 PT FIELD GOALS MADE	2	at East Carolina (01/15/17)
	3	at Iowa State (12-01-16)
3 PT FG ATTEMPTS	12	at East Carolina (01/15/17)
	14	TEMPLE (01/18/17)
3 PT FG PERCENTAGE	.143 (3-21)	at Iowa State (12-01-16)
	.167 (2-12)	at East Carolina (01/15/17)
	.167 (4-24)	vs SMU (3/12/17)
FREE THROWS MADE	4	SMU (01/12/17)
	5	vs Penn State (11/20/16)
	5	UCF (02/08/17)
FREE THROW ATTEMPTS	5	UCF (02/08/17)
	7	SMU (01/12/17)
FREE THROW PERCENTAGE	.435 (10-23)	MARSHALL (12/22/16)
	.486 (18-37)	XAVIER (01/26/17)
REBOUNDS	27	SMU (01/12/17)
	28	at Tulsa (02/01/17)
ASSISTS	7	at Temple (12/28/16)
	7	vs SMU (3/12/17)
STEALS	1	SMU (01/12/17)
	3	at Houston (1/7/17)
BLOCKED SHOTS	1	at Butler (12/10/16)
	1	at Tulsa (02/01/17)
	1	at UConn (3/11/17)
	1	vs SMU (3/12/17)
TURNOVERS	3	TEXAS SOUTHERN (12/13/16)
	4	SMU (01/12/17)
FOULS	10	SMU (01/12/17)
	11	UConn (02/04/17)



2016-17 Cincinnati Basketball
Cincinnati High/Low Analysis (as of Mar 12, 2017)
All games



Opponent - GAME LOWS

POINTS	46	at East Carolina (01/15/17)
	47	HOUSTON (03/02/17)
	47	at UConn (3/5/17)
	50	vs Penn State (11/20/16)
	50	at Temple (12/28/16)
	50	UCF (02/08/17)
FIELD GOALS MADE	15	at East Carolina (01/15/17)
	15	at UConn (3/5/17)
FIELD GOAL ATTEMPTS	42	at Tulsa (02/01/17)
	44	TULSA (02/18/17)
FIELD GOAL PERCENTAGE	.254 (15-59)	at East Carolina (01/15/17)
	.267 (16-60)	at Temple (12/28/16)
3 PT FIELD GOALS MADE	2	ALBANY (11/14/16)
	3	TULANE (01/01/17)
	3	at Houston (1/7/17)
	3	UCF (02/08/17)
	3	at UConn (3/5/17)
3 PT FG ATTEMPTS	11	at Tulsa (02/01/17)
	13	USF (01/29/17)
	13	MEMPHIS (02/23/17)
3 PT FG PERCENTAGE	.143 (2-14)	ALBANY (11/14/16)
	.143 (3-21)	TULANE (01/01/17)
FREE THROWS MADE	5	LIPSCOMB (11/26/16)
	5	at Iowa State (12-01-16)
FREE THROW ATTEMPTS	6	LIPSCOMB (11/26/16)
	10	SMU (01/12/17)
	10	HOUSTON (03/02/17)
FREE THROW PERCENTAGE	.455 (5-11)	at Iowa State (12-01-16)
	.600 (6-10)	HOUSTON (03/02/17)
REBOUNDS	21	TULSA (02/18/17)
	23	BROWN (11/11/16)
	23	TEMPLE (01/18/17)
ASSISTS	5	at Iowa State (12-01-16)
	5	at East Carolina (01/15/17)
STEALS	0	TEXAS SOUTHERN (12/13/16)
	0	at UConn (3/5/17)
BLOCKED SHOTS	0	BOWLING GREEN (12/04/16)
	1	BROWN (11/11/16)
	1	ALBANY (11/14/16)
	1	SAMFORD (11/23/16)
	1	at Tulane (01/21/17)
	1	TULSA (02/18/17)
	1	MEMPHIS (02/23/17)
TURNOVERS	6	at Butler (12/10/16)
	7	at Iowa State (12-01-16)
	7	SMU (01/12/17)
FOULS	7	UCF (02/08/17)
	11	at SMU (02/12/17)



2016-17 Cincinnati Basketball
Cincinnati Player High/Low Analysis (as of Mar 12, 2017)
All games



Cincinnati - INDIVIDUAL GAME HIGHS

Points	27		WASHINGTON, Kyle vs UConn (02/04/17)
	26		CUMBERLAND, Jarron vs USF (01/29/17)
	26		CLARK, Gary vs Marshall (12/22/16)
	25		CLARK, Gary at UConn (3/11/17)
	25		EVANS, Jacob vs Marshall (12/22/16)
	25		EVANS, Jacob vs Rhode Island (11/19/16)
Field Goals Made	12		CLARK, Gary vs Marshall (12/22/16)
	11		WASHINGTON, Kyle vs UConn (02/04/17)
	11		WASHINGTON, Kyle vs Bowling Green (12/04/16)
Field Goal Att.	18		WASHINGTON, Kyle vs UConn (02/04/17)
	17		WASHINGTON, Kyle at Houston (1/7/17)
FG Pct (min 5 made)	1.000	(5-5)	SCOTT, Tre vs Fairleigh Dickinson (12/17/16)
	.889	(8-9)	CLARK, Gary vs SMU (01/12/17)
3-Point FG Made	6		CUMBERLAND, Jarron vs USF (01/29/17)
	5		EVANS, Jacob at SMU (02/12/17)
	5		CAUPAIN, Troy vs SMU (01/12/17)
3-Point FG Att.	11		EVANS, Jacob at SMU (02/12/17)
	9		EVANS, Jacob at Tulsa (02/01/17)
	9		CUMBERLAND, Jarron vs USF (01/29/17)
	9		EVANS, Jacob vs Xavier (01/26/17)
3-Pt FG Pct (min 2 made)	1.000	(4-4)	CUMBERLAND, Jarron vs Texas Southern (12/13/16)
	1.000	(3-3)	EVANS, Jacob at UConn (3/11/17)
	1.000	(3-3)	EVANS, Jacob vs Tulsa (3/10/17)
	1.000	(3-3)	CUMBERLAND, Jarron vs Tulane (01/01/17)
Free Throws Made	15		CLARK, Gary at UConn (3/11/17)
	8		EVANS, Jacob at UConn (3/11/17)
	8		CAUPAIN, Troy vs Temple (01/18/17)
	8		CUMBERLAND, Jarron vs Lipscomb (11/26/16)
Free Throw Att.	16		CLARK, Gary at UConn (3/11/17)
	14		WASHINGTON, Kyle vs Xavier (01/26/17)
FT Pct (min 3 made)	1.000	(6-6)	WASHINGTON, Kyle vs Memphis (02/23/17)
	1.000	(5-5)	WASHINGTON, Kyle vs Tulsa (3/10/17)
	1.000	(4-4)	CLARK, Gary vs SMU (3/12/17)
	1.000	(4-4)	CLARK, Gary vs Tulsa (02/18/17)
	1.000	(4-4)	WASHINGTON, Kyle at Tulsa (02/01/17)
	1.000	(4-4)	JOHNSON, Kevin at Tulsa (02/01/17)
	1.000	(4-4)	MOORE, Quadri vs USF (01/29/17)
	1.000	(4-4)	WASHINGTON, Kyle at East Carolina (01/15/17)
	1.000	(4-4)	JOHNSON, Kevin at Houston (1/7/17)
	1.000	(4-4)	WASHINGTON, Kyle vs Brown (11/11/16)
	1.000	(3-3)	CUMBERLAND, Jarron at UConn (3/5/17)
	1.000	(3-3)	WASHINGTON, Kyle vs Houston (03/02/17)
	1.000	(3-3)	CAUPAIN, Troy at Tulsa (02/01/17)
	1.000	(3-3)	CLARK, Gary vs Temple (01/18/17)
	1.000	(3-3)	WASHINGTON, Kyle vs Tulane (01/01/17)
	1.000	(3-3)	TOBLER, Zack vs Fairleigh Dickinson (12/17/16)
	1.000	(3-3)	CAUPAIN, Troy at Iowa State (12-01-16)
	1.000	(3-3)	EVANS, Jacob vs Samford (11/23/16)
Rebounds	17		WASHINGTON, Kyle vs Penn State (11/20/16)
	14		CLARK, Gary at UConn (3/5/17)
	14		CLARK, Gary at USF (02/15/17)
Assists	9		JENIFER, Justin vs USF (01/29/17)
	9		JENIFER, Justin vs Texas Southern (12/13/16)

Steals	5	CUMBERLAND, Jarron vs SMU (3/12/17)
	5	SCOTT, Tre vs USF (01/29/17)
Blocked Shots	5	BROOKS, Nysier at East Carolina (01/15/17)
	5	SCOTT, Tre vs Lipscomb (11/26/16)
Turnovers	5	WASHINGTON, Kyle vs Fairleigh Dickinson (12/17/16)
	4	CUMBERLAND, Jarron vs Houston (03/02/17)
	4	CAUPAIN, Troy at UCF (2/26/17)
	4	WASHINGTON, Kyle vs Penn State (11/20/16)
	4	EVANS, Jacob vs Rhode Island (11/19/16)
	4	MOORE, Quadri vs Albany (11/14/16)
	4	CAUPAIN, Troy vs Brown (11/11/16)
Fouls	5	WASHINGTON, Kyle at Tulane (01/21/17)
	5	BROOKS, Nysier vs Tulane (01/01/17)
	5	WASHINGTON, Kyle at Butler (12/10/16)



2016-17 Cincinnati Basketball
Cincinnati Opponent High/Low Analysis (as of Mar 12, 2017)
All games



OPPONENT INDIVIDUAL GAME HIGHS

Points	40	BLUIETT, Trevon vs Xavier (01/26/17)
	28	BROWNING, Stevie vs Marshall (12/22/16)
	27	TAYLOR, B.J. at UCF (2/26/17)
	25	ALSTON, JR., Shizz vs Temple (01/18/17)
	24	Stephan JIGGETTS vs Fairleigh Dickinson (12/17/16)
Field Goals Made	12	BLUIETT, Trevon vs Xavier (01/26/17)
	11	BROWNING, Stevie vs Marshall (12/22/16)
Field Goal Att.	22	GRAY, Rob at Houston (1/7/17)
	22	BROWNING, Stevie vs Marshall (12/22/16)
FG Pct (min 5 made)	1.000 (7-7)	FALL, Tacko vs UCF (02/08/17)
	1.000 (6-6)	RIVERS, Jimario vs Memphis (02/23/17)
3-Point FG Made	9	BLUIETT, Trevon vs Xavier (01/26/17)
	6	ETOU, Junior vs Tulsa (02/18/17)
	6	BROWNING, Stevie vs Marshall (12/22/16)
3-Point FG Att.	11	BLUIETT, Trevon vs Xavier (01/26/17)
	11	Garner, Shep vs Penn State (11/20/16)
3-Pt FG Pct (min 2 made)	1.000 (2-2)	WHEELER, Jaleel vs Tulsa (02/18/17)
	1.000 (2-2)	EMELOGU, Ben at SMU (02/12/17)
	1.000 (2-2)	JACKSON, Vance vs UConn (02/04/17)
	1.000 (2-2)	BURKS, C.J. vs Marshall (12/22/16)
Free Throws Made	11	Stephan JIGGETTS vs Fairleigh Dickinson (12/17/16)
	8	THORPE, Geno at USF (02/15/17)
Free Throw Att.	12	Stephan JIGGETTS vs Fairleigh Dickinson (12/17/16)
	9	BLUIETT, Trevon vs Xavier (01/26/17)
	9	ONA EMBO, Ray vs Tulane (01/01/17)
	9	DINGLE, Daniel at Temple (12/28/16)
FT Pct (min 3 made)	1.000 (8-8)	THORPE, Geno at USF (02/15/17)
	1.000 (6-6)	FACEY, Kentan at UConn (3/5/17)
	1.000 (6-6)	PURVIS, Rodney at UConn (3/5/17)
	1.000 (6-6)	FRAZIER, Melvin at Tulane (01/21/17)
	1.000 (5-5)	ADAMS, Jalen at UConn (3/11/17)
	1.000 (5-5)	Jalan McCloud vs Texas Southern (12/13/16)
	1.000 (4-4)	TAPLIN, Sterling vs Tulsa (3/10/17)
	1.000 (4-4)	TAYLOR, B.J. vs UCF (02/08/17)
	1.000 (4-4)	VITAL, Christian vs UConn (02/04/17)
	1.000 (4-4)	WHEELER, Jaleel at Tulsa (02/01/17)
	1.000 (4-4)	SUMNER, Edmond vs Xavier (01/26/17)
	1.000 (4-4)	BARKLEY, Kentrell at East Carolina (01/15/17)
	1.000 (4-4)	MILTON, Shake vs SMU (01/12/17)
	1.000 (4-4)	VANBECK, Wes at Houston (1/7/17)
	1.000 (4-4)	ROSE, Quinton at Temple (12/28/16)
	1.000 (4-4)	TAYLOR, Ryan vs Marshall (12/22/16)
	1.000 (4-4)	ELMORE, Jon vs Marshall (12/22/16)
	1.000 (4-4)	Christen Cunningham vs Samford (11/23/16)
	1.000 (4-4)	Stevens, Lamar vs Penn State (11/20/16)
	1.000 (4-4)	Carr, Tony vs Penn State (11/20/16)
	1.000 (4-4)	MARTIN, Hassan vs Rhode Island (11/19/16)
	1.000 (4-4)	CREMO, Joe vs Albany (11/14/16)
	1.000 (3-3)	BIRT, Pat vs Tulsa (02/18/17)
	1.000 (3-3)	GRAY, Rob at Houston (1/7/17)
Rebounds	13	EDOGLI, TK at Tulsa (02/01/17)
	11	DA SILVA, Tulio at USF (02/15/17)
	11	FALL, Tacko vs UCF (02/08/17)

	11	MOORE, Ben vs SMU (01/12/17)
	11	BROWN, Sterling vs SMU (01/12/17)
	11	REYES, Sammis vs Tulane (01/01/17)
	11	AFLAKPUI, Ernest at Temple (12/28/16)
	11	Wyatt Walker vs Samford (11/23/16)
	11	Watkins, Mike vs Penn State (11/20/16)
Assists	11	MARTIN, Jeremiah vs Memphis (02/23/17)
	7	SUMNER, Edmond vs Xavier (01/26/17)
Steals	5	ALSTON, JR., Shizz vs Temple (01/18/17)
	4	Thomas, Matt at Iowa State (12-01-16)
Blocked Shots	5	WASHINGTON, Andre at East Carolina (01/15/17)
	4	FOSTER, Jarrey vs SMU (3/12/17)
	4	FALL, Tacko at UCF (2/26/17)
	4	NKALI, Bertrand at Houston (1/7/17)
Turnovers	8	CREMO,Joe vs Albany (11/14/16)
	6	FALL, Tacko vs UCF (02/08/17)
	6	BIBBY, Michael vs USF (01/29/17)
	6	HOLSTON, Troy vs USF (01/29/17)
	6	WILLIAMS,Josh vs Lipscomb (11/26/16)
Fouls	5	FACEY, Kentan at UConn (3/11/17)
	5	PURVIS, Rodney at UConn (3/11/17)
	5	GUERRERO, Ruben at USF (02/15/17)
	5	MOORE, Ben at SMU (02/12/17)
	5	ZEIGLER, Bo vs USF (01/29/17)
	5	JONES, Tyrique vs Xavier (01/26/17)
	5	ENECHIONYIA, Obi vs Temple (01/18/17)
	5	SMITH, Ryan vs Tulane (01/01/17)
	5	AFLAKPUI, Ernest at Temple (12/28/16)
	5	TAYLOR, Ryan vs Marshall (12/22/16)
	5	Derrick Griffin vs Texas Southern (12/13/16)
	5	MARTIN, Hassan vs Rhode Island (11/19/16)

West Coast Becoming A Second Home For Bearcats In NCAA Play

By Bill Koch
GoBEARCATS.com
March 12, 2017

HARTFORD – Most teams respond with jubilation when they're picked to play in the NCAA Tournament. Some dance on for the TV camera, others simply cheer and applaud their good fortune.

The University of Cincinnati Bearcats might have done some of that, too, Sunday when they were alone together watching the tournament draw on television. But UC coach Mick Cronin certainly appeared subdued when he talked to reporters after learning that UC would play in its seventh-straight NCAA Tournament.

Perhaps that's understandable considering that the Bearcats learned their NCAA fate shortly after absorbing a 71-56 loss to SMU in the American Athletic Conference Tournament championship game. But the fact that they'll be shipped to the West Coast for the third time in the last four years could have had something to do with it too.

The Bearcats, who were seeded sixth in the South Region, will take a 29-5 record into the tournament and will play the winner of the Dayton play-in game between No. 11 seeds Kansas State and Wake Forest on Friday in Sacramento's Golden 1 Center, which is located 2,299.4 miles from Cincinnati.

The team watched its name come up in its XL Center locker room, after which Cronin and junior forward Gary Clark walked over to the interview room to answer questions from a smattering of reporters about the game and their draw. When they were finished, they quietly boarded a bus for the airport and the return flight to Cincinnati.

It was a rather bizarre scene when compared with some past years when the atmosphere was far more festive and with a lot more local media representatives on hand to record the moment.

Cronin chose not to discuss the possible reasons behind the Bearcats' seeding or the decision by the selection committee to send them so far away from home again.

"I'm just gonna focus on basketball," he said. "We've had a great year and I'm gonna focus on coaching my team, try to go out there and win two games in our third trip to the West Coast in the last four years in the NCAA Tournament."

Not only were the Bearcats assigned to a less than ideal location from a geographical standpoint, they received a challenging draw. Both Kansas State and Wake Forest enter the tournament with pedestrian records, but they play in two of the most competitive conferences in the country. Kansas State (20-13) has been battle-tested in the Big 12, Wake Forest (19-13) in the Atlantic Coast Conference.

If UC wins its first-round game, it will probably have to face No. 3 seed UCLA, a team with a potent offense and one of the most talented players in the country in Lonzo Ball. The Bruins open against No. 14 seed Kent State of the Mid-American Conference. Should the Bearcats survive the second round, they might have to face No. 2 seed Kentucky, which opens its tournament by taking on No. 15 seed Northern Kentucky.

Cronin commiserated with the parents of his players who will have to travel a long distance to see their sons play.

"Here's the downside," he said. "And this is not just for us. Troy Caupain, three of four years, he and Kevin Johnson and Zack Tobler go the NCAA Tournament. They're in Spokane twice and Sacramento once. It's really not easy for their families. Other than that, and that's a big thing, we don't believe in excuses. That won't be talked about at all on our end."

The Bearcats have been looking forward to the NCAA Tournament for weeks. But instead of starting off on a high note, they'll first have to shake off the effects of their loss to SMU. That shouldn't be a huge problem, though, for a team that still believes it has what it takes to make a deep run, even if the road ahead appears littered with obstacles.

"There's no room for error," Clark said.

This will be the 31st NCAA Tournament for the Bearcats. They've won two national championships, with six Final Fours, eight Elite Eights and 10 Sweet Sixteens. Last year, they lost by two points to St. Joseph's in the first round when Octavius Ellis' follow shot that would have tied the game was ruled to have been released a split second after time had expired. The year before, they knocked off Purdue in the first round before losing to Kentucky.

UC has played in 21 of the last 26 NCAA Tournaments and has an overall record of 44-29. Its last appearance in the Sweet 16 was in 2012 when it beat Texas and Florida State in Nashville before losing to Ohio State in Boston.

Whatever happens this time, the Bearcats will remain among impressive company as one of eight teams to have played in the last seven NCAA tournaments. The other seven are Duke, Kansas, Gonzaga, Michigan State, North Carolina, Virginia Commonwealth and Wisconsin.

"People in our business know how hard it is," Cronin said. "It's a team effort in what we do. We take a lot of pride in it. It's not easy and it's not easy to do it the way we do it. Winning is one thing. Winning and graduating everybody and trying to have really good kids that represent our university, we've worked really hard to get that into a positive light."

Bearcats Beat UConn 81-71, Earn Spot In Championship Game

By Bill Koch
GoBEARCATS.com
March 11, 2017

HARTFORD - The perfect symbol for the physical play in Saturday's American Athletic Conference tournament semifinal game was hidden inside Gary Clark's mouth.

The junior forward from the University of Cincinnati flashed a big smile after the game and revealed a chipped front tooth, a battle scar that he wasn't the least bit reluctant to display, the result of a battle with Connecticut center Amida Brimah for a rebound early in the game.

"It was already chipped from earlier in the year," Clark said. "But I think like his head went into my mouth on an offensive rebound. Coach was yelling at me not to swallow it the first time, so I just tried to run over there and give it to somebody."

Having been in that situation before, Clark proceeded to go calmly about his business, which on this day consisted of scoring a game-high 24 points with nine rebounds to lead the Bearcats to an 81-71 victory over Connecticut before 8,117 fans at the XL Center, ending a three-game losing streak to the Huskies in AAC tournament games.

No. 2 seed UC (29-4) advanced to play No. 1 seed SMU (29-4) at 3:15 p.m. Sunday for the tournament championship and the league's automatic NCAA Tournament bid. The teams split their two games during the regular season, with UC winning at Fifth Third Arena, 66-64, and SMU winning in Dallas, 60-51.

"I'm glad we get the opportunity to play them once again," said UC senior point guard Troy Caupain, whose 37-point effort against UConn in last year's tournament ended in a four-overtime loss.

Jacob Evans scored 21 points for UC, followed by Caupain with 18 and Jarron Cumberland with 11.

No. 6 seed UConn, which was swept by the Bearcats in three games during an injury-riddled season, finished 16-17.

Saturday's game took two and a half hours to play, largely because the officiating crew of Karl Hess, Mike Nance and Ron Groover called 56 fouls, 32 by the Huskies. The Bearcats took advantage by making 38 of 46 free throws compared to 20 of 25 for UConn. The 38 free throws were tied for the third most for a UC team in school history.

"If there are fouls on any team, they should be called," said UC coach Mick Cronin. "In the last two or three weeks, all around our league, there's been a lot of stuff going on that needs to be called. It's a basketball game, so whether it's an elbow, it needs to be called."

Cronin then referenced the infamous brawl at the end of the UC-Xavier game in December 2011.

"You're talking to a guy that was part of a horrible incident a long time ago," he said, "where stuff was not called and stuff escalated. And it was a terrible, terrible scene for two great universities. That stuff needs to be called. If it's a foul, it's a foul. You always have a choice. Then don't foul. These aren't easy games to officiate, but you know what? Sometimes those guys get paid a lot of money and nobody touches each other and they get to go to dinner. So today they had to earn their money."

For the record, no one has ever confused a UC-UConn game with one where nobody touches each other.

The Bearcats prevailed despite an unproductive game from junior forward Kyle Washington, who got into early foul trouble and was never able to shake it. Washington, who averages 13.5 points and 7.1 rebounds, played only 15 minutes, missed all five of his field goal attempts, failed to score and secured only one rebound.

"Kyle has carried us a lot offensively this year," Cronin said, "and he was obviously a non-factor for us today with foul trouble. But we've got a lot of answers on this team."

UConn cut a 12-point UC halftime lead to five less than four minutes into the second half by making five of its first six shots while the Bearcats were missing six of their first seven. After a Rodney Purvis basket with 13:21 left, the Huskies were within two points and the crowd was getting into it.

That's when Clark took over. He scored nine points over the next six minutes, seven on free throws. For the game, Clark - a 69.8 percent free throw shooter - made 15 of 16 from the line and finished by making his last 11 in a row.

"It was just concentration," Clark said. "Coach has been on me all year to just focus and stay with my same routine."

By the 7:19 mark, UC had built its lead back to eight. With Jalen Adams, who led the Huskies with 20 points, getting to the rim seemingly at will, the Huskies got back within four only to see Caupain and Evans hit back-to-back treys to push the lead back to 10. The Bearcats closed out the win by making 11 of 12 free throws in the final 1:06.

UC shot only 38.3 percent from the field. The Bearcats were outscored, 28-14, in the paint, 13-4 in fast-break points and 18-10 in second-chance points. They had two starters - Washington and guard Kevin Johnson - fail to score. But still, they found a way to win. In fact, they never trailed.

"We just able to make that winning play, get defensive stops, rebound the basketball and then focus on free throws," Caupain said.

So now it's time for round three of UC-SMU as the Bearcats try to win their first conference tournament title since 2004.

"If they force you to just shoot all jump shots," Cronin said, "you're gonna lose. It's fool's good. So you've got to find a way to get some layups and free throws, whether it's off the post-up, the drive, or the second shot. There's a reason they're as good as they are."

Washington's Impact Goes Beyond Stat Sheet

By Dan Hoad
GoBEARCATS.com

CINCINNATI - There are 21 columns on a typical college basketball stat sheet. Points, rebounds, shooting percentage, etc.

There's no stat that measures enthusiasm, but if there were, NC State transfer Kyle Washington would be among the national leaders.

"You can't really put a number on it, but the sprit and the passion and the fun that he has playing basketball is tremendous," said Mick Cronin.

The Bearcats' head coach says Washington's zeal has had a huge impact on this year's team since returning core players like Troy Caupain, Gary Clark, Kevin Johnson and Jacob Evans have even-keeled personalities.

"Kyle was just what they needed," said Cronin. "He was an injection of talent, confidence, and energy every day. He's beaten Duke, he's beaten (North) Carolina, he's had big games, he's been to the Sweet 16. If I let him, he'd pull a Terry Nelson and predict that we're going to win it all. But you've got to have a little of that. You've got to have some bravado."

"I stay positive and always try to look at the glass as half-full," said Washington. "Every time that somebody says that something isn't possible, there's always a way to get it done. That's my mentality."

And then there are his contributions on the court.

Washington earned Second Team All-Conference honors this season after averaging 13.3 points and 7.1 rebounds. He's 5th in the AAC in field goal percentage, 7th in blocked shots, and 10th in rebounding.

"The thing I love the most is that he can get you a basket when you really need a basket," said Cronin. "In our comeback at Tulsa, he had two tough buckets in traffic and you've got to have answers when you're in tough situations. You can go to him and get a basket."

But even when his shots aren't going in, Washington is giving his teammates a shot in the arm.

"He's that big brother," said Gary Clark. "He's pulled that verbal side out of me to talk to guys at practice and off the court. His positive attitude has really pulled another side out of the Bearcats."

"He is such a positive person that it's almost like there can be no divisiveness with him around," said Cronin. "He's going to bring everybody together. It's interesting because sometimes a guy like that is just a role player. This guy's a scorer. But you can't get mad at him for some of the shots that he takes because he's such a good guy and the guys all love him so much."

"I try to be there for my teammates," said Washington. "If somebody needs a vocal guy to say, 'Let's get the energy up,' I'll do that. But I don't want to say that I'm always doing that because sometimes I need it and a teammate will do it for me. That's the beauty of this team."

Coach Cronin says that Washington's winning attitude comes from his parents Curtis and Tami.

"He's just got tremendous character as a person, and if you could meet his parents you would understand why," Mick said. "His parents are unbelievably great, great people and he's really lucky."

"I think my mom could have a movie one day," Kyle told me. "She's an amazing person. If you met her you would think she was raised in the most affluent area in the world and she wasn't. The way she turned out as a person is beautiful. She's a tenured teacher now and she's on her way to get her doctorate. And my dad has always taught me to be competitive and always look at life with a glass half-full attitude. So I got it from both of them."

In retrospect, maybe there is a stat that measures the impact of a team leader's positive energy.

It's called win total.

"I literally believe that that stuff is worth wins," said Cronin.

Senior Trio Leaving Its Mark on Bearcats Basketball

By Bill Koch
GoBEARCATS.com
March 1, 2017

CINCINNATI - As an only child growing up in Virginia, University of Cincinnati point guard Troy Caupain could only imagine what it would be like to have a brother.

"When I see brothers and sisters arguing, or two brothers arguing, I'm like, man, that's cool because afterwards they're still gonna be cool," Caupain said. "They're still gonna be like, you're my still my brother and you're still my sister. I think that's a great relationship to have."

It took him until his college years, but Caupain finally found his brother. So did Kevin Johnson, another only child who grew up just over 500 miles away in Cincinnati.

"I feel like I'm living with the brother that I never had in our apartment now," Caupain said.

"We're able to talk to each other and to trust each other," Johnson said. "It may not be blood, but you really believe in him and you trust him. In everyday life outside this gym, the decisions that we both go through, the people we come across, our life, our ambitions, our dreams, girls, shoes, cars, a little bit of everything. That's my brother."

Caupain and Johnson, UC's two starting guards, along with walk-on forward Zack Tobler, from Covington Catholic High School across the river in Kentucky, will play their last home game Thursday night when the Bearcats take on Houston in the final game to be played at Fifth Third Arena before the building undergoes an \$87-million renovation.

"Getting an opportunity just to be part of the team has been more than I could have asked for," Tobler said. "I think I made the right choice. There's no one else I'd rather be playing for right now than the University of Cincinnati. It feels like just a couple of weeks ago that I was living in Dabney (Hall) on the eighth floor. It's crazy how fast it goes by."

Caupain has blossomed into a 1,000-point scorer and currently ranks 29th in school history with 1,227 points, four behind Eric Hicks. When he takes the floor Thursday, he'll move into a tie for seventh place with Keith Gregor in games played for the Bearcats with 131. And with 492 assists, he ranks third in school history behind Deonta Vaughn (511) and Eddie Lee (500). He was a first-team all-American Athletic Conference selection last year and was the pre-season Co-Player of the Year in the league this year. He's been a three-year starter at point guard and along with Johnson, is a UC co-captain.

In the quarterfinals of the AAC tournament last year, Caupain scored a career-high 37 points with 10 rebounds, five assists and no turnovers in 56 minutes in a 104-97 four-overtime loss to the Huskies.

Johnson, who has scored 795 points, is considered by UC coach Mick Cronin to be the Bearcats' best defensive player and has been praised by Cronin for his willingness to do the little things that often go unnoticed but that are crucial to winning. The Summit Country Day graduate made the 3-point shot near the end of the third overtime in that same UConn game that at the time appeared to have clinched victory for the Bearcats.

Tobler, who typically plays only at the end of UC blowouts, has scored only 25 points in his career. He has become a fan favorite, especially among UC students who chant his name when they sense that it might be Tobler Time.

"It's an incredible feeling," said Tobler, an accounting major on track to graduate this summer. "You get the energy from them. It makes me want to go in and do something good for them because they put so much support into our program. I love it. It's great."

Caupain and Johnson first met at an AAU tournament in Pittsburgh while they were still in high school.

"Then we went to Vegas," Caupain said. "We both had our Cincinnati shirts on and we met in the line at Chipotle on the strip at Vegas. We had both committed. I was like, man, that's him. I know that's him. He's like, 'I'm Kev and I'm like, I'm Troy.' We walked up the strip. His hotel was before mine. We kind of bonded and then we went our separate ways. But I got his number and then in senior year after the season was over I came up here for spring break for a week and stayed with him. I just wanted to see what it was like and what Cincinnati was about. I met the players, got to come to their open gyms."

Around UC's campus, if you see Johnson, you'll usually see Caupain. Both are criminal justice majors on schedule to graduate this spring.

"Basically growing up in two different states and not even knowing each other, to come here, it's like I feel we would have clicked if we were in the same house at the age of four," Caupain said. "Everything would have worked."

Even though Caupain is the more celebrated player, Johnson says there's not a sliver of resentment or jealousy on his part. "It's not about that to me or him," he said.

But that doesn't mean they're not competitive.

"We're so competitive in practice that when we get home it's like man, you do your thing and I'll do my thing or we can do things together," said Caupain, who lived in New York before moving to Virginia. "Most of the time we agree with each other, but when the Bengals and (New York) Giants play, there's competition in the house. I'll wear my (Giants) hat. He'll wear his Bengals hat."

Caupain and Johnson both know they'll soon be going their separate ways as they pursue professional basketball careers, perhaps overseas. But they're too busy trying to win a conference championship and make a deep run in the NCAA Tournament to think about that now.

Nor do they want to.

"That's my guy regardless," Johnson said. "You never know what life is going to really bring. You never know what could possibly happen. It could work out for the worst or the best. We just take it a step at a time. We're still worried about the next game, let alone worry about not being here together. There's a lot of time. We've still got to do some things here."

Said Caupain: "Whatever our profession is after we leave Cincinnati, we're always going to keep in contact. We're trying to do things the correct way to where we can have time to just meet and keep that relationship going. He'll forever be my brother that I never had."

Mick Cronin's 300th win seems a perfect number after what he has been through at Cincinnati

By Mike DeCourcy
Sporting News
February 18, 2017

There have been only 22 defeats in the 27 months since Mick Cronin was reminded he had so much more to lose than a basketball game. So maybe that's why he handles the losses better now. Perspective helps, but success helps more.

He'll still have his moments where photographers or television catch him shouting an instruction, or perhaps some friendly advice to a referee, and he'll look a shade maniacal. After games, though, you almost never will see him celebrate a victory or grieve a defeat. You won't find YouTubes of his press conferences that become instantly legendary through Twitter or Facebook sharing.

He picks through the Cincinnati Bearcats' rare defeats with the calm demeanor of, say, a doctor trying to explain precisely what's gone wrong in a patient's brain.

Cronin did not immediately smile when he won the 300th college basketball game of his career Saturday, but no doubt he was proud. He loves his team, which is on course for the program's seventh consecutive NCAA Tournament. He wants to win. He is a fierce competitor. And the milestone there was not inconsequential. It is not the 800 that mentor Bob Huggins reached earlier this season, or the 764 of mentor Rick Pitino. But Cronin is only 45 years old. When Mike Krzyzewski won his 300th back in 1990, he was 43. Cronin has more victories than any other Division I coach 45 or younger. So this is a pretty fair start.

Of those 300, though, 61 came since the day in 2014 when Cronin went to the doctor complaining of a searing headache and immediately was ordered to take time off for fear he might have an aneurysm. That might have required surgery to correct, but following subsequent tests it was determined he had an arterial dissection that could be treated with medication and rest.

He did not appear on the Cincinnati bench for the remainder of that season, but that does not mean he did not coach the Bearcats. He was around some during practices. When the games began, he was still at work; they just couldn't hear him. On the night in January 2015 I spent at his home watching the Bearcats play an American Athletic Conference road game at SMU, he was talking about adjustments he would like to see interim coach Larry Davis make and player performance he hoped would elevate and officials' calls that offended his sensibilities.

Davis was in command of 16 of those victories, including the elating comeback overtime victory over Purdue in the NCAA Tournament round of 64. Cronin came to Louisville for that weekend. He was at the KFC Yum! Center to chat with reporters on the day before UC played No. 1 ranked Kentucky. Cronin felt ready to coach then, but he obeyed his physicians' orders and waited until the season ended to go back to work.

Now he has one of his best teams, a 24-3 squad with victories over Iowa State, Xavier, SMU — and a win Saturday over Tulsa that was the 300th of a career that included three seasons at Murray State and 11 at Cincinnati.

I met Cronin when he was 25 years old and held the job of "video coordinator" on Huggins' Cincinnati staff. He'd gotten out of college not long before, but he had an excuse for taking a while to get through: He spent so much of his time coaching the freshman team at Woodward High and assisting with the varsity and helping out Sonny Vaccaro with the Dapper Dan Roundball Classic and even, after the annual event was moved from Pittsburgh to Detroit and named for Magic Johnson, coaching one of the all-star teams.

He prepared relentlessly to become a college coach. He made sure he knew people, and knew the people who knew people. When an NCAA compliance issue with the basketball program led to one of Huggins' full-time assistants being placed on leave, Cronin stepped into the position. He helped attract junior college All-American Pete Mickeal and Ohio high school star Steve Logan, then the following year was the lead recruiter on McDonald's All-Americans Kenny Satterfield and DerMarr Johnson. They were among the essential components of the Cincinnati team that was ranked No. 1 in the nation on the day in early March when Naismith Award winner Kenyon Martin broke his leg.

Cronin was offered a job by John Calipari when he took over at Memphis that year, but chose to stay. When Pitino called a year later, though, Cronin looked at the redwood-style coaching tree he had produced and knew that would be the best course for him to become a head coach. Cronin served as lead recruiter for the core of Louisville's 2005 Final Four team, guard Taquan Dean and wing Francisco Garcia, then got the Murray State job just two years later.

His success there positioned him to be the ideal choice to rebuild the mess left behind when then-president Nancy Zimpher botched Huggins' removal, turning it all into a protracted opera that effectively shut down recruiting for more than a year. As he began his first game with the Bearcats, Cronin had just one scholarship player remaining from the prior season.

He might have gotten to this number sooner had he not accepted such a massive rebuild. But Cincinnati is home. His father Hep, who coached him at LaSalle High, is at every game and darned near every practice. When Cronin is busy, there is always someone familiar — or familial — to look after his precious daughter Samantha. He has a manageable buyout that could make him an inviting target for a program in a higher-profile league, but Cincinnati is investing in a massive — and desperately necessary — upgrade of the team's home, Shoemaker Center. It will not be easy to lure him away.

How many of the milestones that remain will be gathered here? Maybe all of them.

Whatever losses occur in between, Cronin will handle them like someone who could have lost more.

The underappreciation of Mick Cronin

By Lance McAlister
700WLW.com
February 20, 2017

Mick Cronin won his 300th career game on Saturday as the Bearcats beat Tulsa. Cronin is 231-132 in his 11th season at Cincinnati and 300-156 overall, including three seasons at Murray State.

I'll say it, Mick's the most underappreciated Cincinnati sports figure in my lifetime. Face it, for over a decade many around here have discussed Mick in terms of what and who he isn't: Bob Huggins.

It's beyond time for him to be discussed for what and who he is: A local product loyal to his family, his players, his program and his school. A man with a strong work ethic, vision and approach that has created a culture and way for Cincinnati basketball. A man that has never embarrassed his school or his program, but instead made them proud. A winner.

The La Salle high school product has risen from the ranks of junior varsity coach at Woodward High School to UC video coordinator to the college basketball coach with the most active wins of any coach age 45 and younger.

He built a program from the ashes of the rumble left behind by Nancy Zimpher and Huggins, collecting the bricks one brick at a time. Cronin inherited a program with one scholarship player.

He assembled a first year team with the help of a football player (Conner Barwin), a Hurricane Katrina refugee (Ronald Allen), and a hodgepodge of junior college players.

Why did he accept the challenge and not turn and run from an opportunity that many coaches would not have touched with a 10-foot poll? Because of a fierce loyalty to the university he graduated from.

If UC beats Memphis Thursday night at 5th/3rd Arena, Cronin will move to 100 games above the .500 mark at UC. That's a staggering number considering he started 24-38 at Cincinnati, with records of 11-19 and 13-19 to start his head coaching career in Clifton.

This is the seventh consecutive season his team has won at least 22 teams. He's placed UC in the company of just eight programs appearing in six consecutive NCAA tournaments, along with Duke, Gonzaga, Kansas, Michigan State, North Carolina, VCU and Wisconsin. This will be the seventh consecutive season his team will dance to the NCAA tournament.

All the while, he's dealt with a health scare, turnover at the athletic director position, school presidents leaving, conference changes, a school financial commitment to the football program, conference realignment denials and substandard tools to work with ranging from locker rooms to arena.

Athletic Directors at other schools have long since noticed the prowess of Cronin. He's turned back inquiries from the likes of North Carolina State to Minnesota to UNLV and many others.

Hopefully it is time that all corners of the fan base and the city to reach the same conclusion: Cronin is the best thing that could have happened to the UC basketball program when he was hired on March 24, 2006.

But sadly, I'm writing this 3,986 days and 10+ years after he was hired: The most underappreciated Cincinnati sports figure of my lifetime.

Cincinnati, finally on the offensive, looks primed for long stay in NAAs

By Brian Hamilton
SI.com
February 14, 2017

CINCINNATI — Like many freshmen, Troy Caupain was impressionable. And his impression of the Cincinnati basketball team he'd joined was this: A bunch of bad dudes, interested primarily in boa-constricting offenses until they submitted. A team that, as the 6' 4" guard puts it now, didn't care if the score was tied at 10—the other side was not going to get to 11 first. Nor did Caupain permit himself to think there was maybe a better way, in which that asphyxiating defense could share space with a flowing, egalitarian offense. This was a program more than willing to rock-fight its way to victories. To the unseasoned eyes of a first-year player, this represented his present and future. "I was brainwashed," Caupain deadpans.

He says this as he stands outside the Bearcats' practice gym, an enlightened senior happy to speak in offensive terms at last. This season, Cincinnati deploys players who have an interest in staying on the attack on both ends of the floor. The Bearcats are shooting and scoring at rates the program has not seen in 15 years, taking care of the ball at a nationally elite rate and taking care to make sure everyone contributes: They start four double-digit scorers. Meanwhile, they're once again a top-15 defensive unit. Far from the single-minded squad of three years ago, this unit seems capable of winning in many different ways in March.

They've certainly been winning plenty, too: Cincinnati's loss to fellow AAC frontrunner SMU on Sunday was its first Dec. 10, ending a 15-game win streak. And recent back-to-back grinders against two of the stingiest teams in the country shouldn't skew the broader picture: The Bearcats understand how to make a point. "We try to read the game and play as smart as possible," says 6' 9" forward Kyle Washington, the team's leading scorer in his first season of eligibility after a transfer from NC State. "It's all about reading a defense and what the defense gives you, and trusting your teammates that they'll make a play."

The awakening is of course relative: The Bearcats are 41st nationally in adjusted offensive efficiency, per kenpom.com. No one mistakes Mick Cronin's team for a Rust Belt version of, say, UCLA. Midwestwood, this is not.

But the Bearcats do seem to be in a different place altogether. A team shooting percentage of 46.8% is the program's best rate since the 1999–2000 squad collectively hit at a 48% clip. The 76.0 points per game are the most since the 2003–04 team averaged 76.8. Cincinnati has scored 90 or more points six times, the most since that 2001–02 team also reached the mark on a half-dozen occasions. Most notably, the Bearcats are this productive while being impeccably careful. They rank third nationally in assist-to-turnover ratio (1.62 to 1) and the top four scorers mostly aren't reckless with shot selection. Only Caupain, at 39.7%, shoots worse than 46% from the floor.

So how did Cincinnati build a better offense? Cronin is not prone to overcomplicating things, at least in public forums, so his answer is fairly predictable. "Better offensive players," he says.

"If you play guys that are limited offensive players, the other team is not going to guard them," Cronin continues. "They're just going to put all their focus on your guys that can score, so having five out there that can shoot makes you so much harder to play defense against. That's it. It's nothing else than that. People say, we're running motion, we're doing this, we're doing that—yeah. Because we can."

NEWS CLIPPINGS

In 2013–14, options were limited. The Bearcats had a ball-dominating senior guard in Sean Kilpatrick, who averaged 20.6 points, and little else. This was the dynamic Caupain encountered as a freshman, and he'll note it was effective in its own way: Cincinnati won 27 games that year.

But more able scorers began trickling into the program: 6' 8" forward Gary Clark arrived the next year and has developed into a viable inside threat, shooting 54.6% and averaging 1.208 points per post-up, per Synergy Sports, good for the 90th percentile nationally. The following year, 2015–16, the Bearcats welcomed 6' 6" swingman Jacob Evans, a consensus Top 100 recruit in the Class of 2015 who is now the team's second-leading scorer (13.5 points per game), and Washington, a strong post player (1.038 points per post-up) who has connected on 42.4% of his three-point attempts to boot. "I saw they had a few pieces," Washington says. "I thought to myself, maybe I can add something to this group and even bolster it more."

The result is a group whose go-to trash-talk line during practices and open gym sessions—You can't check me—became a mantra. "We know everybody can score in their own way, and when they do it, you're like, Yeah, that's what you do," Caupain says. "We move the ball, we try to get it in everybody's hands. And if you have the opportunity to score, you score. If you don't, you look to kick it out and somebody else has the opportunity to score. That balances it out. Nobody gets mad at one another, because it's not one person taking the shot. One possession it'll be this person. The next possession it'll be a new person. You just keep clapping each other up, and you look up at the scoreboard like, dang, we all scored."

Turning selflessness into production is another matter. But Cronin had an ideal sounding board for that.

In March 2011, the Cincinnati coach was certain Notre Dame was Final Four-bound. The Fighting Irish had won 26 games and were an NCAA tournament two-seed, and Cronin admired the team's commitment to passing and ball movement and taking the best shot possible, not to mention the freedom and improvisation his friend Mike Brey encouraged. That Notre Dame would get upset by Florida State in the Round of 32 that year was somewhat immaterial; Cronin saw a squad with scorers at every position and that was darn near unguardable on its best nights. So, set to coach a Cincinnati team with multiple options this season, Cronin went to Brey for tips. "A lot of what we do is what they do," Cronin says.

He has given his team other reference points; to demonstrate top-flight player movement, for example, Cronin has shown clips of the Golden State Warriors and San Antonio Spurs. But the Bearcats' passing and lack of offensive mistakes is telling—a sparkling assist-to-turnover ratio is very Notre Dame. (The Irish rank second nationally this year and finished in the top six in that category in seven of the previous nine seasons). This explains why, when the two coaches caught up in the Bahamas last summer, Cronin told Brey: You're going to think we're the Irish. And it also explains why Brey regularly texts Cronin after games, checking in on Cincinnati's assist numbers for that night.

"We should never force the ball to anybody, because we don't have to," Cronin says. "All we need to do is make sure we're sharing the ball. Break down the defense and the open man shoots."

Getting too infatuated with offense in fact might be Cincinnati's most significant challenge.

Defense, as Cronin puts it, is "the DNA around here." Still, the guard is up in more ways than one. The Bearcats scored 82 points and shot 50.0% overall in a Feb. 4 win over Connecticut, but their head coach studied the fine print and came away displeased. Cincinnati charts defensive deflections every game, setting 40 per night as the bare minimum. The Bearcats managed just 18 deflections against the Huskies. Wary of slippage that could rot his team's prospects over time, Cronin ran exacting, defense-first practices over the next two days. His message to the players: It was great that they made a bunch of shots against Connecticut. What happens when they don't?

Auspiciously, the Bearcats shot 35.4% and scored just 60 points against Central Florida four days later . . . and still won by 10. "You're gonna win on the night you score 80," Cronin says. "If we score 80, we're not losing. We have to win on the night we score 60. That's how you make a run in March."

A few years ago, any chance Cincinnati had was predicated on defensive effort, and that was fine. It was even fun in its own way, Caupain argues: Getting stops, getting steals, getting out on the break, getting the crowd into it. What the Bearcats have now, the senior guard says, is just different. "This year, it's fun, too," Caupain says. "Everybody is scoring. Everybody has a smile on their face."

It could be late March before the expression changes, as long as Cincinnati keeps sharing the wealth, and the joy.

Bearcats Battling Human Nature & Opponents in February

*By Dan Hoard
GoBEARCATS.com
February 10, 2017*

If you ask Mick Cronin, the toughest remaining opponent on Cincinnati's schedule is not necessarily 25th-ranked SMU this Sunday.

Their most tenacious foe is human nature.

More specifically, the natural tendency for players on a team with a 22-2 record and a 15-game winning streak to buy their own hype.

"Winning makes you soft," said Cronin. "Winning breeds complacency. It's just human nature. People start telling your players how good they are and people start talking about special seasons. We have to stay focused on our goals.

"If I let them soak in the adulation and it softens them up, then it becomes my fault. Everybody else can do it, but my job as the general is to keep my troops ready for battle."

That explains why the Bearcats' head coach did not sound happy after last Saturday's 82-68 win over UConn. Despite the fact that UC never trailed and led by as many as 26 points, Cronin was upset that his team only managed 18 deflections on defense. Their goal each game is to get 40.

"I'm a coach and I tell the guys the truth," Mick told me. "If you play like that in the second round of the NCAA Tournament you're going to lose. You've got to play better than that. Period. And you've got to be able to play better than that for 40 minutes.

"I'd like to make a run in March. You have got to be able to play defense all the time and grind out a win. And hang in there when the shots aren't going in. Eighteen deflections will send us home in March. If we have a game with only 18 deflections we will not win. I promise you that. You can take that to the bank."

The Bearcats got the message and had 47 deflections in Wednesday's win over UCF.

But the 45-year-old head coach will continue to bluntly push and prod his players on a daily basis. They understand that his relentless attention to detail is all about making them better.

"After not being yelled at much as a player growing up, it definitely threw me off a little bit as a freshman," said junior forward Gary Clark. "We went to the Bahamas my freshman year so we had 10 days or so to practice, and he was full-throttle. I called my mom at one point and said, 'Ma, I don't know what I got myself into.' She tried to get me to explain and I was like, 'Ma, I can't even explain.' It's intense, but we feed off of it as players. When your coach is fired up at practice or in a game, it drives you to want to make him happy."

And with this year's team, winning a game isn't always enough to put a smile on their coach's face.

"You can't just look at the scoreboard because eventually you're going to get beat if you're not improving," said Cronin. "In sports you're either getting better or getting worse, and sometimes you can win and not improve.

"The older I get as a coach the more I realize that the X's and O's are important, but getting guys to perform to the level of their ability is more important. When Troy Caupain makes a game-winning shot at Tulsa, where's the coaching in that? What I would tell

you is that the constant prodding and motivating to try to get guys to perform to their capabilities every time that they play is the key."

And it helps if his players ignore their record, ranking, and recognition.

"As teams win, they forget what it's like to lose," said Clark. "You always have to have that in the back of your mind and treat practice like you lost your last game.

That's where human nature is a problem...

"It's a good problem to have though," admitted Cronin. "I'd rather try to fight complacency while winning a lot of games than be on the opposite end."

The best program you don't hear about, Cincinnati has to make noise in March

By Matt Norlander
CBS Sports
February 2, 2017

Fun quiz.

There are 11 schools that have made the NCAA Tournament at least 20 times in the past 25 years.

Can you name them?

Yep, obviously the usual suspects -- Duke, Kentucky, North Carolina, Kansas, UCLA -- are on the list. Those are all blue bloods. (Indiana, the sixth traditional blue blood, is not, falling just one Dance ticket shy.) But OK, that's five out of the 11. Who else are you thinking should be in this group? Yes, Louisville's part of the club, and you can't think March without thinking Tom Izzo, so you're right, Michigan State's there as well.

Just four left. So think. What other programs have been consistently good over the past two and a half decades? Ah! Texas made the tournament practically every season under Rick Barnes' long tenure, and Wisconsin's a top-four team in the Big Ten every damn year. Both are correct answers. Any other modern power you're forgetting about? Certainly is. Remember: Arizona's been a top-10 program since the mid-1990s. The Wildcats have played in 23 of the past 25 NCAA Tournaments.

That's 10 of the 11.

And I'm thinking if you hadn't seen this article, if I spotted you those first 10 programs and gave you 15 guesses to pick the 11th, you wouldn't have guessed Cincinnati. But it's true. Cincy has punched a ticket 20 times since 1992, and it's going to be 21 for the past 26 come March, because the 20-2, 14th-ranked Bearcats are a top-25 team yet again. You'd be hard-pressed to give me five coaches more underappreciated than Mick Cronin, who's now in his 11th season with the Bearcats.

Cincinnati came back from a double-digit second-half deficit at Tulsa on Wednesday night. The Bearcats are one of a few remaining teams who've yet to lose a league game. Cronin's quietly succeeding yet again. For the second time in four seasons, Cincinnati's won 20 of its first 22 games. The Bearcats' 13-game winning streak is among the longest in the sport. There were some who believed Cronin wouldn't make it four years at UC, after he took the job following his Murray State stint.

Yet this year's Cincinnati team should wind up as the best group Cronin's ever coached, and that should be proven a little over a month from now with the school's highest NCAA Tournament bid since he arrived.

Here's my thought: Why isn't Cincinnati considered a top-20 program on a national level? Seems pretty definitive to me that the Bearcats have been established, both historically and in the modern era, to be just that. But you probably don't think of Cincy that way, just like a lot of other people don't, but you're wrong.

You think Cincinnati, maybe you think "tough" or maybe you think "Bob Huggins coached there and I think he got fired" or maybe you think "Oscar Robertson and Kenyon Martin played there, but I can't name anyone else."

Truth is, Cincinnati is one of just 15 programs with multiple national college basketball championships. Cincinnati ranks top 20 in all-time NCAA Tournament bids, with 30 (Kentucky's 55 is tops). The school has 1,737 wins to its name -- No. 17 on the all-time rankings. You combine those achievements with being on the short list of NCAA Tournament regulars since the early 1990s, and that's an open-and-shut case for the program's noble standing in college hoops. I don't think there's a debate, yet how could we even debate it if it's hardly acknowledged to begin with?

To get an appreciation of how hard it is to make the NCAA Tournament, consider this: Cincinnati has gone to the Big Dance six (soon to be seven) years in a row. Only five of the other 350 other Division I teams (Kansas, Duke, Michigan State, Gonzaga and Wisconsin) own longer streaks. Michigan State (13-9) is in jeopardy of having its run end this season.

So why isn't Cincy considered a national power?

Lack of tournament success

Though the Bearcats get to the Dance, they usually don't make much noise once the party starts. In tracking the past 25 years of Cincy's NCAA Tournament appearances, 1992 sticks out for good reason. That was the last time UC made the Final Four. The program hasn't made an Elite Eight since 1996, and Sweet 16 showings have happened just twice in the previous 15 years. If you can't win big in March, your program will perpetually battle perception issues. The national appeal, currently, is greater for teams like Wichita State, Butler, Xavier, VCU and Gonzaga. And why? Most of those teams have made a Final Four, and all of them have gone to the Elite Eight within the past decade.

Huggins Hangover?

"Hangover from the Bob Huggins era, that people predicted the demise of the program, so maybe they don't want to admit that they were wrong," Cronin said, when offering one reason why Cincy doesn't receive more inclusion as a top 20-level program.

It's all about the NBA Draft

"But in all fairness to the media, so much of college basketball is postseason success, and two things about the media and college basketball: they love recruiting, and my criticism is there's way too much talk about the one-year, one-and-done player, and all the hype surrounding him," Cronin added. "So what happens is, the Cincinnati of the world -- and there's a lot of us; Purdue, Notre Dame, Butler, Xavier -- there's so much hype around 'Who's going to be a pro?' that if you're not a part of that, you get left out. So LSU gets talked about more than Cincinnati because they had Ben Simmons. And I'm not complaining. That's just the way it is. They've earned it. To the victor go the spoils."

If you want to point to Cincinnati's recruiting, that's a valid critique. Without five-star players, you're fighting uphill at the start of every preseason and regular season for story lines and attention. The Bearcats have landed one McDonald's All-American in 20 years (Lance Stephenson). The program has had really good players in the past 15 years but no true national stars since Kenyon Martin was killing it. Steve Logan, in 2002, was the last time UC had a consensus First Team All-America selection.

Style of play

Under Cronin, the Bearcats have been defense-first, defense-second, and then, if all goes well, offense-third. Grinder-mindset execution doesn't make for an aesthetically alluring watch. The Bearcats regularly finish near the bottom of college hoops in possessions per game, and in recent seasons they've had trouble averaging 65 points. Tell it to the win column, though. In a matter of days, Cronin will have won at least 22 games seven years straight. Best of all, this year's team is the best one, by far, he's ever had on offense. Things are looking up.

NEWS CLIPPINGS

No conference to call home

No top-20 program has shifted through more leagues than the Bearcats. They went from the MAC, to being an independent, to joining the Missouri Valley, to going back to being an independent. That was just 1946-1975. Then came the Metro Conference years, followed by the Great Midwest Conference, and of course the jagged Conference USA epoch. But we're not done.

Cincinnati's breakup with Huggins coincided with a leap to the Big East. Unfortunately Cincinnati bought bad beachfront property.

Just as Cronin got the Bearcats to compete near the top of that esteemed league, which was the best conference in college basketball, the powerhouse hoops union splintered due to football, sending UC to the American Athletic Conference.

"We got to the top of the Big East, played for the Big East title," Cronin said. "That hurt recruiting, that's just a fact. It hurt our identity, it hurt the brand."

Though the landscape of college sports changes with conference alignments relatively frequently, when you step back and look at Cincinnati's living situation over the past 70 years, the program hasn't ever been able to settle. The team's moved 10 times. This has undeniably affected perception. Unlike Duke, Kentucky, North Carolina, Syracuse, UConn, Arizona, UCLA, Indiana, Michigan State, Kansas and others, Cincinnati had no league-by-marriage.

My twist: The fact UC's been this good is a testament to the program and its coaches. Most other schools that hopped from conference to conference so frequently wouldn't have nearly the success. Yet Cincinnati's been one of the few constants in college basketball over the years. It merely hasn't been in an appealing style or with marquee players.

The solution is simple, yet hard.

"It's on us," Cronin said. "We have to get the job done in March."

This could be the March that Bearcats fans have been waiting so long for. For the first time in Cronin's tenure, he can put five players on the floor with a natural ability to score. Cincinnati's averaging 78 points per game -- and they're still top-10 defensively in both points allowed per game and points per possession. This team has a mix of young stars (Jarron Cumberland) and veteran studs (Troy Caupain).

This should be the season Cincy's reputation gets an upgrade. It starts with winning the American. Then getting a good seed, like a No. 2 or No. 3, is next. From there, an easier path to the second weekend. The final factor is a deep tournament run. If the Bearcats can link all these achievements together this season, the program will inevitably get the widespread respect it deserves.

Koch Details Bearcats' Run to 1992 Final Four

By Bill Koch

GoBEARCATS.com

February 3, 2017

The University of Cincinnati honored its 1992 Final Four team on Feb. 4, 2017 at Fifth Third Arena. The following is an excerpt from Bill Koch's memoir, 'I Can't Believe I Got Paid For This,' which was published in 2015. Koch covered the Final Four team for The Cincinnati Post.

'You bond in adversity'

Bob Huggins' first two seasons as the University of Cincinnati's head coach in 1990 and 1991 resulted in records of 20-14 and 18-12 with trips to the National Invitation Tournament, which extended the Bearcats' streak of not going to the NCAA Tournament to 14 years.

The streak ended in 1992 thanks to Huggins and a band of junior college transfers who came together to put UC basketball back on the national map. Since that breakthrough season, the Bearcats have made 19 more trips to the tournament, including a current run of six straight.

The seeds for UC's first NCAA Tournament appearance since 1977 were sowed in the form of a recruiting class that included Terry Nelson, Corie Blount, Erik Martin and Nick Van Exel. Other newcomers included Anthony Buford, who transferred to UC, followed Huggins from transferred from Akron, and Jeff Scott, a local kid from Mt. Healthy High School, who transferred back home after playing at Cal-Santa Barbara and Miami (Ohio).

Already in place at UC were forward Herb Jones, a junior college All-American from Butler (Kan.) Community College; guard Tarrance Gibson, a defensive specialist from Dothan, Ala., who was Huggins' first UC recruit; and guard A.D. Jackson from Rend Lake (Ill.) Junior College.

Nelson, Blount and Martin, who were recruited by assistant coach Steve Moeller, all came from California and knew each other from the junior college circuit.

"After I signed, Corie ended up signing and then we started going after Erik," Nelson said. "We thought if we could get Erik, we could be a Final Four team because we were the three best players in California. All of us were individually the man on our teams. Corie and Erik and I, we drove from California out here. When we got here, Tarrance Gibson and A.D. Jackson embraced us. Anthony Buford, who toured us when we were taking (recruiting) trips, sort of brought us in. We were staying at his house and at night time we were touring around the city. Everything we did in the summertime - we started playing pickup games and afterwards we would go to a club - we would do as a team.

"We were like, look, whatever we've got to do to win, let's win," Nelson continued. "We've got the talent. When guys bought in, it really let us know that we had something special. We had this communication thing where we could just be honest with people and hold each other accountable and not get offended. Our motto was, 'We ain't feelin' sorry for you, so whether you twist your ankle or whatever it was, you've got to practice. If you're having a bad day in practice, before Huggs runs us, I'm gonna let you know what you've got to do.' We became brothers."

The California kids weren't prepared for Huggins' intense coaching style. They thought they had been tested by other coaches, but they quickly discovered they had never been coached by someone as demanding -- and sometimes as belligerent -- as Huggins.

"You bond in adversity," Nelson said. "Most of us wanted to quit and everybody would say, 'You can't quit because if you quit, I'm quittin'.' It was something we'd never

NEWS CLIPPINGS

experienced. We had all been pushed, but we had never been pushed to the point where we've been called everything except the name on our birth certificate.

"We never had anyone who would do it in your face and then run you and then expect you to do the exact same thing you couldn't do when you weren't tired. We just never had anybody hold us accountable, as males who didn't have fathers. Once you have that, you have this bond. People say, how could you still like Huggins with all the stuff you're saying? After awhile, you don't really hear how he's saying it, you hear what he's saying."

The UC athletic department was so optimistic about the 1991-92 team that it put a picture of Jones dunking over a Louisville player on the cover of the media guide next to a headline that read, "In-Your-Face-Basketball."

The headline reflected the attitude that would carry the Bearcats to the Final Four. It was also a reflection of Huggins' approach to the game. UC played with an intensity not exhibited by a UC team in many years, pressing all over the floor, playing physical and forcing the tempo.

But the season didn't start well. After watching his team blow a 20-point lead and lose to Athletes in Action by three points in an exhibition game, Huggins questioned whether the Bearcats possessed the intensity to match their talent. The players had a meeting after that game and came up with a list of goals -- a 23-4 regular-season record, a Great Midwest Conference championship in the first year of the league's existence, and a trip to the NCAA Tournament's Elite Eight.

They won their first seven games and held an 18-point lead at 12th-ranked Michigan State on Dec. 21, 1991, only to squander it in the second half and lose by two points on a last-second shot by Steve Smith. Holding leads would be a problem all year. On Jan. 4, the Bearcats led by six over Indiana at halftime only to be blown out in the second half and lose 81-60. They were 8-2 at that point, then went to Knoxville and beat Tennessee. That was followed by a win at Houston.

But a week later, the Bearcats lost by nine points at DePaul. After that game, Huggins replaced point guard Jackson in the starting lineup with Van Exel, benched Scott, moved Blount from forward to center, and started Nelson at forward. Buford remained the starter at shooting guard.

That's when things really started to click. Van Exel, with his quickness and long-range shooting ability, added a new dimension to the offense, Jackson shot better in a reserve role, and with Scott coming off the bench, Huggins had a better chance of keeping at least one of his two 6-foot-10 big men out of foul trouble. UC reeled off eight straight victories before losing again to DePaul, this time by two at home.

"We took that loss hard," Buford said. "It was almost like a feeling that we were one step away from being a truly great team. After we lost that game, we realized that from that point on, whatever we had to do, we were going to do it."

The Bearcats didn't lose again until they reached the Final Four. They broke into the Top 25 on Feb. 12 at No. 24, blew past Marquette and Memphis in the inaugural Great Midwest Conference tournament and earned their first NCAA Tournament berth in 15 years.

They were just getting started.

Back where they belonged

The 1991-92 UC basketball team was filled with unique personalities, starting with the colorful Nelson. Buford was the elder statesman, another media favorite who was

so good with reporters that several times sports information director Tom Hathaway placed him at the head of a table and positioned reporters around him, as if he were the head coach.

Jones was the quiet one. Scott enthusiastically embraced his role as a rebounder and a big body around the basket. Martin was one of the hardest-working players I've ever seen, a guy who played much taller than his listed height of 6-foot-6 and ached to please Huggins during practice. And Blount, pleasant but not overly talkative, was just starting to figure out how good he could be.

Getting to the NCAA Tournament in Huggins' third year was a huge accomplishment for the Bearcats, but neither Huggins nor his players were satisfied. They were seeded fourth in the Midwest Region and sent up I-75 to nearby Dayton, Ohio, to face Delaware in the first round.

The Bearcats, who owned one of the top five NCAA Tournament winning percentages in NCAA history, didn't play like a team that hadn't been to the tournament in 14 years. They used their devastating press to cruise to an 85-47 victory over the Blue Hens in their first game. Next up was Michigan State, the same team that had wiped out an 18-point lead at home against UC in December to win on a last-second shot. UC built a 17-point advantage in the first half, but this time didn't fold.

Meanwhile, Texas El-Paso knocked off Kansas, the top seed in the region, clearing a huge obstacle from the Bearcats' path. UC then eliminated UTEP, 69-67, in the regional semifinal in Kansas City, getting two key free throws from Martin with UC leading, 67-65, with 20.2 seconds remaining.

That set up a fourth meeting against Memphis State, the Bearcats' rival from the Great Midwest. UC had beaten the Tigers by nine at Shoemaker Center, by 10 in Memphis and by 12 in the championship game of the conference tournament. Could they make it four in a row? They saved their best for last, rolling past the Tigers, 88-57, in Kansas City's Kemper Arena, to earn the school's sixth trip to the Final Four and its first since 1963.

Just a few years earlier, Huggins had shown up on the UC campus promising great things for a program that was on NCAA probation, with attendance having dwindled to fewer than 4,000 fans per game while the Bearcats played on Xavier's home court because of construction delays to Shoemaker Center. Now they were headed to the Final Four.

"I don't think anybody in their fondest dreams felt it could happen this quickly," said athletic director Rick Taylor.

"I'm just kind of numb," Huggins said.

The Final Four

The 1992 Final Four just missed being an all-Kentucky-Indiana-Ohio affair. In addition to UC, the other three teams were Indiana, Duke and Michigan. But it was almost UC, Indiana, Ohio State and Kentucky. The storylines would have been endless.

Only the miraculous shot by Duke's Christian Laettner in the closing seconds of overtime kept Kentucky from advancing. And Ohio State took Michigan -- with its Fab Five freshmen -- to overtime in the Southeast Regional final before losing.

Even without Kentucky and Ohio State, the 1992 Final Four was the first in history to feature four schools that had won national championships. You would think the Bearcats would have fit right in with their illustrious tournament history that included two national titles, but that wasn't the case. Because it had been so long since UC had even been in the tournament, and because the Bearcats had come seemingly out of nowhere to make it to the Final Four with a collection of junior college players, there

NEWS CLIPPINGS

were suspicions among the national media that UC had cheated to get there. The players sensed it almost from the moment they arrived in Minneapolis, where the Final Four was held at the Metrodome.

"We always thought that we didn't get the respect that we wanted," Nelson said, "because it was Indiana, Duke and Michigan, storied programs, and then this band of misfits, who just happened to make it in there."

The Bearcats' perception was real. "The folks of Cincinnati can express all the righteous rage they want," wrote columnist Bob Kravitz of the Rocky Mountain News, "but they have to expect their beloved local college will raise eyebrows when the team turns its program upside down in a nanosecond...Isn't it natural to wonder how it is that so many of the best junior college players in the country suddenly decided Cincinnati was the place to go? Well, isn't it?"

Despite the slights, the Bearcats were loose all week. Nelson quickly became a media favorite and his teammates were happy to let him keep reporters occupied. At one point, when the Bearcats enjoyed a scheduled respite from the media, Nelson held court with reporters on his own in UC's hotel lobby.

UC faced Michigan in the first game on Saturday night, April 4, before a crowd of 50,379. The Bearcats, who had been a solid rebounding team all season, knew they would have to hold their own on the boards against a very young, but also very physical Michigan team. They weren't able to do it. They were out-rebounded, 46-30, and made only 26 of 64 shots.

UC used its full-court press to force 12 turnovers, with eight steals in the first half, and led, 41-38, at halftime. But both of its big men -- Blount and Scott -- got into foul trouble and UC was simply unable to match Michigan's physical strength. UC led, 50-43, with just over 15 minutes left in the game, but was then outscored, 25-8, and trailed, 65-58, with 4:19 remaining. The Bearcats got within three on Buford's 3-pointer with 1:57 left, but that was their last gasp in a 76-72 loss.

Duke knocked off Indiana in the second game, then beat Michigan two nights later to win the national title. UC finished 29-5.

The next day, Huggins held a press conference and promised this would not be a one-time occurrence for the Bearcats. Now that they had returned to the national stage, he said, they planned to stay there.

"We'll be back," he said.

They came close, losing the following year in overtime in the regional final to eventual national champion North Carolina, and advancing to the Elite Eight again in 1996 only to lose to Mississippi State. And then there was the heart-breaking 2000 season when national Player of the Year Kenyon Martin broke his leg in the Conference USA tournament with the Bearcats ranked No. 1 in the country.

They were all close calls, but 25 years later the Bearcats still haven't returned to the Final Four.

Cumberland Stepping into Spotlight after Performance vs. Xavier

By Bill Koch
GoBEARCATS.com
January 28, 2017

CINCINNATI – Moments after he began his pre-game shooting routine Thursday before his first Crosstown Shootout, University of Cincinnati freshman guard Jarron Cumberland paused to take it all in.

A year ago, Cumberland was sitting on the couch at his family's home in Wilmington, Ohio, watching the Shootout on television and itching to be part of it. Now the time was almost at hand.

"I was just standing, looking around, seeing the whole stands already crowded," Cumberland said Saturday.

When he got his chance to play, Cumberland made the most of it, scoring 15 points to spark the Bearcats' second-half comeback in an 86-78 UC victory at Fifth Third Arena that ended the Musketeers' three-game winning streak over UC. Cumberland made five of nine shots from the field and two of five from long range in 21 minutes.

No. 19 UC (18-2 overall, 7-0 in the American Athletic Conference) will face South Florida (6-13, 0-8) at 4 p.m. Sunday at Fifth Third. The Bearcats will be looking for their 12th straight win overall and their 21st straight win at home.

USF has lost eight straight and is 0-6 since firing head coach Orlando Antigua on Jan. 3 and replacing him with former UAB and East Tennessee State head coach Murry Bartow as the interim. The Bulls are one of only four teams in the country with no seniors on its roster. To make matters worse, they're playing without Jahmal McMurray, who was averaging 20.3 points in three games before he decided to transfer and left the team on Dec. 20. He has since committed to SMU.

"Losing Jahmal McMurray was devastating to them," said UC coach Mick Cronin. "They've been trying to figure it out."

Cronin said he wasn't surprised to see Cumberland rise to the occasion in his first Crosstown Shootout because he had seen him play well in big games during the recruiting process.

"When I saw Jarron play, the bigger the game the better he played," Cronin said. "That's when I really knew I've got to get this guy. And then after he committed, I saw it again. After that, I was the happiest guy in the gym when I saw it."

Cumberland says he has always loved to play in big games.

"It just hypes me up more," he said. "Every game's a big game, but it's the Crosstown Shootout. I was ready for that one."

The night before the game, Cumberland – who was also recruited by Xavier – received a text message from his father, Scott, who urged him to stay calm and be ready to play.

That wasn't a problem. Cumberland was as aggressive as he's been in any game this season and did not hesitate to shoot with the game on the line. He made a 3-pointer with 8:17 left and the Bearcats clinging to a 62-61 lead, then converted a 3-point play with 6:09 left that gave UC a nine-point advantage, its largest lead of the game.

NEWS CLIPPINGS

His 15 points were the second-most of his young career, behind only the 19 he scored against Tulane on New Year's Day. It was the fifth time he has scored in double figures, but the first time he had been so productive against a quality opponent like the 24th-ranked Musketeers.

"I needed a big game against a good team," Cumberland said.

Cronin is confident that it won't be his last. The UC coach places so much stock in players who perform well in pressure situations that he has passed on some who were talented but appeared to fade under the spotlight. That's obviously not the case with Cumberland.

"That's when you know you've got something special when you see a guy is able to step up under the lights," Cronin said. "The bigger the game, the tougher the game, the harder it is, the more he embraces it. Some guys run from it. I've been sent to see guys that I passed on because I didn't think that they had the toughness I thought it would take to succeed at our level."

Bearcats Culture Fits for Kevin Johnson

*By Bill Koch
GoBEARCATS.com
January 24, 2017*

CINCINNATI – The euphoria from the biggest shot of Kevin Johnson's college basketball career lasted all of 0.8 of a second.

That's how long it took for Connecticut's Jalen Adams to catch an inbounds pass, take a few steps and heave a 55-foot 3-point shot that banked off the glass and through the net last March in Orlando to send the University of Cincinnati's American Athletic Conference tournament quarterfinal game into a fourth overtime.

Before that stunning turn of events, the game belonged to UC's Troy Caupain, who finished with 37 points. With the score tied, 85-85, in the closing seconds of the third overtime, Caupain missed a 3-point shot. UC's Octavius Ellis grabbed the rebound and passed to Johnson, who buried a trey that appeared to win the game for the Bearcats. But the Huskies won, 104-97, in the fourth overtime after Adams' shot kept his team alive.

"I had to let it fly," Johnson said of his would-be game winner. "It went in, but ultimately we lost, so it's easily forgotten."

It was a crushing defeat at the time, but for Johnson the bitter ending was just part of the tapestry of what has been a fruitful college career in his hometown.

"I wouldn't trade it for the world," he said.

A graduate of Cincinnati's Summit Country Day, Johnson initially planned to play football in high school, but after one year he decided he preferred basketball and developed into one of the top guards in the city. As a junior, he helped the Silver Knights win the Division III Ohio championship, averaging 14.1 points, 6.6 rebounds, and 2.8 assists. He improved his scoring average to 21 points as a senior and accepted a scholarship from UC, eschewing offers from Butler, among others.

"It's been a great experience," Johnson said. "I've learned so much basketball-wise and about living my life, growing up in the same city where I chose to go to college. I enjoy the culture here. I enjoy the program and our coaches and our team. It definitely was a great choice."

Johnson has been on a roll during UC's current 10-game winning streak, averaging 11.4 points to increase his season average from 6.0 points to 9.3. After shooting 31.6 percent from the field and 17.1 percent from 3-point range in the Bearcats' first nine games, he's made 43.4 percent of his field goal attempts and 42 percent from long range in the last 10.

As a freshman in 2013-14, Johnson played behind Sean Kilpatrick, who became a first-team All-American and now plays for the NBA Brooklyn Nets. He averaged 10.2 minutes in 33 games. He started 24 games as a sophomore, but only two last year as a junior, and began his senior year with a pedestrian career average of 5.4 points per game.

Obviously, those aren't the numbers of a star, but that's OK with Johnson, who prides himself on playing defense and doing whatever he can to contribute to a victory. It's true that he can slide into shooting slumps. But he can also get hot from the perimeter as he has lately and become a formidable offensive weapon.

"I consider myself just a player in general," Johnson said, "always being active, being an athlete, whether it's getting to the hole, whether it's shooting, whether it's defending. I

NEWS CLIPPINGS

love the game, so it's just not about the scoring part to me. It's having a rhythm, having a feel and doing what you can do to help your team win.

"It's always hard to get out of a slump," he said. "I've been through slumps each year being here and I've been able to figure out ways to get out. I just try to stick with it and go through it by staying confident, listening to Coach, working on whatever I've got to work on, keeping my body healthy and just relaxing, understanding and believing that I can change it. It'll come eventually."

UC coach Mick Cronin is willing to endure the slumps because of all the other things Johnson brings to the table. He's such a good athlete, Cronin said, that he rarely has to be taken out of a game because of fatigue, even though he plays extremely hard. Last season, UC's Gary Clark was named the AAC's Defensive Player of the Year, mostly on the strength of his shot-blocking ability, but Johnson was honored as the Bearcats' best defensive player at their post-season banquet, a decision, Cronin said, that wasn't difficult.

"It's not even close," Cronin said.

For some players, there's added pressure playing college basketball in their hometown, but Johnson says he hasn't felt it. To him, this is a perfect situation. He grew up with his parents, Katrice and Kevin Sr., in the heart of Westwood, as he says, "about a five-minute drive from Calhoun Street."

"It was a great neighborhood in my opinion," Johnson said. "A lot of my friends come from there and were able to watch me succeed and play ball and support me. It's definitely on the rougher side, but my house and my street, to me it's like living in the suburbs. That's how I look at it."

Johnson said he needs to pass only one more course before he earns his degree in criminal justice in May. Then he hopes to continue his basketball career professionally.

"You have good nights, you have bad nights," Johnson said. "We're all human. But what puts a smile on my face is the culture and being with my team. I'm a family guy. I love my family, my parents, my intermediate family. And me and Troy Caupain were friends before we got here. I respect the program, being a little kid living here, being able to be around different eras, even being recruited, coming around Justin Jackson and SK. I just knew the culture (at UC) and I knew it fit me."

DerMarr Johnson's Path Back to Cincinnati

*By Bill Koch
GoBEARCATS.com
January 25, 2017*

CINCINNATI – During the late stages of DerMarr Johnson's celebrated high school career, there was little expectation that he would go to college. As a consensus top five player in the country in 1999, he was considered a sure bet to be drafted by an NBA team right out of high school.

But late in the recruiting process Johnson decided to go to college for one year to improve his physical strength. At the time, the University of Cincinnati was a logical place for him because of its weight program and the presence of demanding head coach Bob Huggins.

"I guess it was just for the scouts' peace of mind," Johnson said. "I still would have been probably a top 15 pick, but they thought I could be a higher draft pick than that."

The plan worked. Johnson, a 6-foot-9 guard from Riverdale, Md., averaged 13.0 points and 3.7 rebounds on a UC team that went 29-4, spent most of the 1999-00 season ranked No. 1 in the country, and might have won the national championship if national Player of the Year Kenyon Martin hadn't broken his leg in the first game of the Conference USA tournament. The following summer Johnson was taken by the Atlanta Hawks with the sixth pick in the draft.

Seventeen years later, the 36-year-old Johnson is back in school, but for a much different reason. At the urging of current UC coach Mick Cronin, who recruited Johnson as an assistant coach under Huggins, he has begun the long process that he hopes will result in a college degree and a career in coaching.

"When Mick reached out to me I didn't know if I was going to go play this year or not," Johnson said. "It seemed like a good idea. When I came back here for homecoming I felt love from people here who I didn't think would even remember me because I was here for a short time. But, they did and everybody seemed like they were happy to see me. I love how much (Cronin) has grown since he first recruited me. We're all older and more mature and more experienced now. Mick was always my guy."

Johnson is enrolled in four online classes. He's majoring in exploratory studies for now, he said, "until I figure it out." While he's taking classes, he'll help Cronin as a student assistant coach.

"It's a big move for him," Cronin said. "I just told him I'm going to support him. Obviously it's a plus. It's really a neat thing for our guys. They're just getting to know him. Right now I'm just letting him get adjusted. He'll do more with us after he gets comfortable with the academic side of things. It's a great story, a great thing for our program."

When he left high school, Johnson was described as "Magic Johnson with a jump shot" and "the next Penny Hardaway," referring to the former Memphis State and NBA star.

But he never got the chance to live up to those comparisons because of a Sept. 13, 2002 auto accident in which his Mercedes crashed into a tree in suburban Atlanta in the early morning hours while he and few friends were returning from a nightclub, leaving him with four broken vertebrae. He was told by doctors that he might never play basketball again.

"I never believed that," Johnson said. "My body felt fine. I just couldn't move my neck."

The decision was made not to perform surgery. Instead, he wore a halo brace for seven weeks to stabilize his neck while the bones healed. Over the long term, the accident

NEWS CLIPPINGS

might have done more damage to his NBA profile and the rest of his career than it did to him physically.

"They looked at me as a liability," Johnson said. "Nobody wanted to take a chance on a guy with four broken vertebrae in his neck. I healed fine. I thought I was a better player than I was before. I had some good years after that, but they never looked at me quite the same."

Because of the accident, Johnson didn't play in 2002-03. He became a free agent at the end of that season after earning \$5.6 million during his three years with the Hawks, according to the New York Times. He returned to play five more years in the NBA with the New York Knicks, the Denver Nuggets and the San Antonio Spurs. His best year after the accident was in Denver, where he averaged 7.1 points and shot 49.9 percent in 71 games in 2004-05.

His final NBA stop amounted to five games with the Spurs in 2007-08. After that, Johnson played professionally in Lebanon, Colombia, the Philippines, Argentina and Venezuela.

"The last few years I've really just been taking paid vacations," he said, "going to the Dominican Republic and playing down there."

Johnson said he always considered himself a Bearcat, even though he was at UC for only one season and never planned to stay longer. But that one year was special.

"I loved it here," Johnson said. "I loved it because we were so good. That made it a lot easier. Huggs was on us pretty hard, but basketball was fun. People still come to me and say, you would have won that (national) championship if Kenyon doesn't get hurt."

How much did the Bearcats miss Martin? Five days before his injury, they beat Saint Louis, 84-41, in their regular-season finale at Shoemaker Center. After Martin went down, they lost to the same team, 68-58, in the first round of the conference tournament.

"It was really crushing because we depended so much on him," Johnson said.

There was still hope that the Bearcats, with a starting lineup that included Pete Mickeal, Jermaine Tate, Kenny Satterfield and Johnson, and with future All-American Steve Logan coming off the bench, could make a run in the NCAA Tournament. But it was too much to ask. UC won its first-round game over North Carolina-Wilmington, but couldn't get past Tulsa in the second round, losing, 69-61.

"It's hard to compensate for that much," Johnson said. "It kind of took a lot of heart out of us. (Martin) did so much defensively and offensively for us, and it happened so late in the year, we just didn't know how to adjust to it that fast. As a team, we were good enough to win that game and more games. Had we had more time without Kenyon, I think we could have won those games."

Johnson had always been the first offensive option on every team he played on, including the one year he spent in prep school at Maine Central Institute where he averaged 26.1 points, 6.3 rebounds, and 3.9 assists. But he didn't mind playing second fiddle to Martin at UC.

"I was just shooting and making plays and dunking," he said.

Johnson missed out on the big NBA paydays he might have had, but he doesn't complain.

"I made out OK," Johnson said. "I didn't make out how I should have. Even after (the accident), I had some situations where I was promised contracts and didn't get them. I

never got my second big deal. My first year, a guy like me, I looked at it like just spending money until my big deal came. If my accident hadn't happened, I could have signed for 50 or 60 million dollars potentially and that didn't happen, so I didn't make nowhere near the money I should have.

"But you know, I'm not homeless. I've lived a great life, a life that most people would love to have lived. I'm still healthy. I've still got a career left where I could be coaching or in a front office or anything. I've still got a long life ahead of me. And the life that I've lived to this point, I'm sure a lot of guys would have liked to live my life."

Cronin is looking forward to having Johnson around his current players, not just for his knowledge of basketball, but for his positive outlook as he moves into the next stage of his life. He's an example, Cronin said, that young players should pay attention to.

"It's a great example of what I tell kids all the time," Cronin said. "No matter how successful you may be your life doesn't end at 35. He loves basketball. It's a chance for him to pursue his degree. Obviously we're the beneficiary of it because the kids can be around somebody that played at the highest level and has seen everything."

"For he and I, it brings back a lot of memories. He was always first class, always easy to deal with, always understood the game, always understood why coaches get upset, always understood everything about basketball."

Hungry Cat Gets the Bone

By Dan Hoard
GoBEARCATS.com
January 13, 2017

We all know that coaches will resort to just about anything to motivate their teams. But a giant dog bone? Mick Cronin is using one this season to emphasize a team motto.

"The bone is with us in the locker room and at team meetings," Cronin told me. "'The hungry dog gets the bone' is a favorite saying of mine. The team that is really ready to scrap and fight for the food in the alley like the hungry dog is going to get the bone."

"Which team is going to come out and play harder?" said Troy Caupain. "Which dog is going to grab the bone?"

"Coach was saying it all summer," said Gary Clark. "The hungry dog gets the bone. The hungriest one is willing to do whatever it takes to get that bone. So it's been our motto all year. The hungrier team will get the 'W.'"

But the dog bone is more than a reminder of a team motto. It's become a trophy of sorts for the player that shows the most hustle.

"It's a big bone and whenever we win a game, whoever has the most deflections – any blocked shots, any steals, any picked-up loose balls – gets to sign the dog bone," said Kevin Johnson.

"You don't want to be the one guy on the team that doesn't get to sign the bone," said Clark. "A lot of guys are still trying to get their name on that bone and a few of us are trying to dominate the bone. It's become a good tradition."

"The person that gets to sign it was the hungriest dog that night," said Caupain. "It's all fun, but it represents something that we live by."

"It's just a mindset," said Johnson. "We know that getting deflections will help us win games and it's about effort and playing hard."

Like one of his coaching mentors Rick Pitino, Mick Cronin places a heavy emphasis on deflections as a way of measuring defensive effort. The opportunity to sign the bone has added competition to the tracking of that statistic.

"The guys laugh about it, but they all want to be the guy that gets to sign the dog bone," said Cronin.

And yet, there appears to be some confusion over which Bearcat has signed it most frequently so far.

"We keep the deflection chart for the whole year," said Johnson. "Right now I think Gary Clark might be in the lead, Troy's right there and I'm right by Troy. We're all trying to see who is going to win it at the end of the year."

"I think I've been on there three times this year," said Clark. "Right now I think our leader is probably Troy. We're always on Troy about it because last year he didn't get many deflections and Coach was always on him to play good defense. It's a competition which brings out fire and intensity throughout the team. Guys are trying to get deflections on every possession."

"I always lose by one or two!" said Caupain. "The leader is either Gary or Jacob because they get blocks."

Washington back to his old self

By Tom Groeschen
GoBEARCATS.com
January 8, 2017

It was starting to get into Kyle Washington's head.

The University of Cincinnati junior basketball forward got off to a flying start this season, when he became eligible after sitting out 2015-16 as a transfer from North Carolina State.

Through the first eight games this season, the 6-foot-9 Washington averaged 17.3 points and 9.0 rebounds. Included were five double-doubles (points, rebounds).

Then, opponents began clamping down. Through his next six games, Washington topped 10 points only once. His rebounding also regressed so that, entering Saturday night's game at Houston, Washington was averaging season lows of 13.4 points and 7.4 rebounds per game.

Washington busted out of his slump Saturday in a 67-58 win, as he led UC with 19 points and nine rebounds. The No. 22 Bearcats (13-2, 3-0 American Athletic Conference) walked off with a win over a strong Houston team (12-4, 3-1 AAC).

Afterward, Washington acknowledged that the past month was difficult. His signature shot, a short left-handed pop from the lane, was not falling. His defense and rebounding also suffered, as his offensive woes affected his entire game.

"It was a little bit of a confidence thing, but it was making sure that my teammates knew that I was going to be there on the defensive end, that's where the confidence was coming from," Washington said. "Now that I was able to get some stops and be in the right place at the right time, everything started flowing."

UC coach Mick Cronin said opponents began designing ways to stop Washington, after the player's early season dominance.

"You've got to cut Kyle some slack," Cronin said. "The other team has scouted you. You're not just some guy off the bench. Who is this guy scoring? They know who you are, they know what you're good at. They're doing everything they can to be physical with you, to stop you."

Washington also is a sensitive, thoughtful person. He admittedly needs to sometimes keep his emotions from overcoming him.

"When I committed here, I really tried to surround myself around the game," Washington said. "When that's not going well, everything in your life is going bad. It was really tough for me to accept not being there for my teammates and performing how I knew I could perform. I just said to myself that I was going to try to put out maximum effort every night, and then everything will flow into itself."

Cronin said Washington is one of the most determined, hardest workers he has ever coached.

"Just managing your emotions and your breathing," Cronin said. "He's so intense that he works himself up into hyperventilation. He's now learning to calm it down over an extended period of time."

Team Success More Important than Points for Caupain

By Bill Koch
GoBEARCATS.com
January 5, 2017

CINCINNATI – Troy Caupain was flattered to be named the American Athletic Conference Preseason Co-Player of the Year because he saw it as validation for the season he had last year.

But the University of Cincinnati senior guard soon discovered that the recognition occasionally seeped into his thought process during games, which is the last thing he wants.

“Sometimes randomly it’ll just pop up in my mind that I’m not doing something right,” Caupain said, “not making a shot or if I turn the ball over, it’ll just play in my mind. I’ll think this is not gonna let me win that award, like I can’t do that again. It’s something that shouldn’t be in my mind when I’m playing basketball. I have to play with a clear mind. I try not to think about it. I try just to go out and first and foremost try to win and play as hard as I can.”

Don’t get him wrong. It’s not that he lets his pursuit of the award control the way he plays, but he admits, that yes, it’s an award that he’d really like to win.

“It’s important to win that, yeah,” Caupain said. “Everybody wants to be the Player of the Year in their conference, but I can’t call the future so I don’t know what’s gonna happen. I just try to go out and give it my all, lead my team to victory, play as hard as I can, and make sure my guys are ready to play and then everything else will fall into place. Regardless of whether I get that award or not, it’s not gonna make or break me. It’s about how we do together.”

Caupain will lead No. 22 UC (12-2 overall, 2-0 in the American) against Houston (12-3, 3-0) at 9 p.m. Saturday at Hofheinz Pavilion in Houston. The Bearcats have won five in a row. The Cougars have won three in a row and six of their last seven.

Houston is in its third season under former Indiana and Oklahoma coach Kelvin Sampson. The Cougars are coming off a 64-61 victory at home vs. Tulsa on Wednesday even though they played without junior guard Rob Gray, the second-leading scorer in the conference at 20.4 points per game.

“The way Rob Gray’s playing, for them to win the other night without him is pretty impressive,” said UC coach Mick Cronin. “You’ve got to think back to when (Sean Kilpatrick) was a senior for us. Could we have won a game (in the conference) without him?”

Gray scored 13 points last year in Houston’s 69-56 victory over the Bearcats in Houston, ending a 15-game UC winning streak against the Cougars that dated to 1974. Houston averages 77.5 points per game and leads the league with 41 percent accuracy from 3-point range.

With the emergence of sophomore swingman Jacob Evans, who leads the Bearcats in scoring with 15.4 points per game, and junior forward Kyle Washington, who averages 13.4, Caupain no longer has to shoulder the scoring burden for the Bearcats as much as he once did. He understands that the team he runs has a wider variety of scoring options than his previous three Bearcat teams. UC ranks second in the league in scoring (80.1 points per game) and first in shooting percentage (49.5 percent).

With a 9.8-point average – down from last year’s career-high 13.0 – Caupain remains a scoring threat, but more than ever his job is to run the offense, take care of the ball

and set up his teammates for open shots. His assist-to-turnover ratio of 3.4 is tied for the best in the league.

“Jacob and Kyle, they bring a different look to the team,” Caupain said. “They both score the basketball very well. It creates mismatches. Kyle is unstoppable in the post. Basically, your team will have to double him or he’s gonna make post-up (shots). Jacob, at 6-6, I don’t want to call him a shooter because he can do a lot of things other than just shoot the basketball. He can get to the rim, he can finish above the rim, draw help and then his 3-pointer is going in. Teams weren’t expecting that to come from him, especially this early in his career as a sophomore. He’s playing very well. It adds another player with great skills on the scouting report that the defense has to worry about.”

Despite Caupain’s occasional scoring outbursts – he scored a career-high 37 points in the AAC quarterfinals last year against Connecticut – he has never been a great shooter. His career shooting percentage is only 39.3, but he has learned to take the ball to the basket and get to the free throw line when he needs to. This year he’s shooting 40.8 percent, but has made only 13 of 49 3-point attempts for 26.5 percent.

“That just tells me that I need to get in the gym more,” Caupain said, “get up more shots on my own, figure how to get to my spots and try to execute early in the clock to where we don’t have to get down to late-clock shots. It’s just little things that can be corrected and then figuring out my spots, shooting better off the dribble. A lot of my shots are short.”

Caupain’s contributions are not measured, though, by scoring alone. Against Tulane on Sunday, he produced what is becoming a typical outing for him. He scored nine points, with five rebounds, eight assists and only one turnover.

And those numbers don’t take into account the other ways Caupain influences games in a positive way.

“Guys over time in winning programs become winners,” Cronin said. “For fans to try to understand it, it’s not all about stats. You win games for a reason and there’s plenty of plays that show up on film that don’t show up on the stat sheet – leadership, things that go on in your locker room, things that go on behind the scenes in huddles, in game preparations in hotels, things that are being talked about amongst the team when the coach is not around.

“There’s nothing more important in team sports than leadership and he’s tremendous at it. Kevin (Johnson) is too. Those guys really care if we win or lose. It really, really matters to them. They’re more concerned with us winning than they are with their own statistics.”

Deflections Key to Bearcats' Disruptive Defense

By Bill Koch
GoBEARCATS.com
December 30, 2016

CINCINNATI - Before he arrived at the University of Cincinnati last year as a freshman, guard Justin Jenifer had heard about the concept of deflections as a measuring stick for defensive effort from his high school coach at Milford Mills Academy in Baltimore, but the emphasis wasn't anywhere close to what he found at UC.

"It's ten-fold," Jenifer said. "It's all about deflections, all about defense, because that's the Bearcat way anyway. Every day, it's all about deflections."

Forward Kyle Washington, who transferred to UC from North Carolina State, said he couldn't recall deflections being a big deal when he played for the Wolfpack. In fact, when asked how often NC State coach Mark Gottfried talked about them, Washington said, "Like zero. That wasn't a point of emphasis. Obviously, it's a point of emphasis here. We take pride in that, working on that every day, because that leads to championships."

Deflections are one of UC coach Mick Cronin's favorite topics. He mentions them frequently on his post-game radio show and almost without fail during his postgame press conferences. For him, they're the lifeblood of a defense that's annually one of the stingiest in the country.

"It's a way to chart your effort because there's two things you can't do unless you try - get a deflection and get a rebound," Cronin said. "It takes effort to block a shot or deflect a pass. It takes effort to pick up a loose ball. It takes effort to go get a rebound. Those are two areas to chart your effort, how hard your team is playing. It's important that your guys understand that."

No. 23 UC (11-2 overall, 1-0 in the American Athletic Conference) takes on Tulane (3-10, 0-1) at 7 p.m. Sunday at Fifth Third Arena. The Green Wave, in its first year under former NBA coach Mike Dunleavy, Sr., scores 71.5 points per game with four players averaging in double figures, led by guard Cameron Reynolds, with a 15.8-point average.

But Tulane has allowed an average of 78.5 points per game and its opponents have shot 47.2 percent from the field, both the worst marks in the league.

The almost obsessive emphasis on deflections is something Cronin learned during his two years as associate head coach under Rick Pitino at Louisville. Cronin said the concept originated with former NBA coach Hubie Brown, but according to a Yahoo Sports story by Pat Forde it was Pitino who developed it when he was the head coach at Boston University.

Pitino took it with him to the NBA New York Knicks, where he worked as an assistant coach under Brown, who made it even a bigger priority by insisting that all players be listed on the deflection chart, not just the ones who actually had deflections.

When Cronin landed his first head coaching job at Murray State in 2003 he made sure he had his own deflection board. He's been an outspoken advocate of them ever since.

"It shows that you're disrupting the other team's offense," Cronin said. "The other thing is if you look at a game like our Temple game, the basket we got off Tre Scott's steal on an inbounds play and then the pass ahead to Jacob (Evans) on a layup - that basket right there is like gold. You're trying to grind it out. Nobody can make an open shot, you're missing free throws and then all of a sudden you get a layup. If you don't get that layup, they may bang in a three, so it affects the game in a whole lot of ways. You get transition baskets. You disrupt the other team and you take them out of their flow.

"When a team's out of their flow they tend to shoot a lower percentage," Cronin continued. "When teams are comfortable running their offense, they get what they want, they get what they practice. And when they get what they practice that's when they're gonna shoot a higher percentage. So it just shows that you're taking things away from your opponent. It's something that's been really successful for most of the coaches I know that use it."

If a player shows up at UC having never been exposed to the importance of deflections, it doesn't take him long to figure out how much they mean to the Bearcats' winning culture.

"They learn," Cronin said. "It's on the board at all times, so when they come in at halftime, they're looking (at the board). It's your name and how many deflections you have and it's up there after the game. And in-between games, it's always there. It's up there who's leading the team in deflections. We break it down per minute played because you can't get them from the bench.

"We talk to them about it all the time. What happens is they get into it. They're always looking. They're also always hustling (Director of Student-Athlete Development) T.J. Wolf, who's in charge of (charting) deflections. Everybody's always hustling him saying that they had three instead of two or five instead of four."

It's possible for a player to get two deflections on one play, or for two different players to record a deflection out of the same sequence.

"If you steal it, that's one," Cronin said. "If you deflect it and then you go recover it, that's two. A blocked shot is one. So if Jacob blocks a shot and somebody else recovers it, that's two - one for each guy."

There's no punishment, such as running in practice, if a player doesn't record enough deflections, but the players know what's at stake. "It might affect your playing time," Cronin said, "especially in conference games and crucial situations."

The magic number for UC is 40 deflections in a game. In the past five years, Cronin said, the Bearcats are undefeated in games when they get that many.

But it's not necessarily a requirement for victory. The Bearcats had only 33 in their win at Temple but their all-out attempt to get them resulted in a superb defensive effort in a game dominated by defense.

"We weren't pressing," Cronin said. "We were scared to do too much trapping because (the Owls) hurt West Virginia when they passed out of it. They banged in a lot of threes. But we still got 33 because our energy was tremendous. We were denying passes that they didn't throw because we were going to get a deflection."

The players have bought into the importance of deflections so much that it's become a competition among them to see who can get the most. Senior guard Troy Caupain is the current leader with 72.

They've become so ingrained in the Bearcats' minds that after games a player is as likely to mention the deflection total as Cronin.

As Jenifer said, "Every game, 40 is a win."

Summit's Johnson heating up for UC

*By Tom Groeschel
Cincinnati Enquirer
December 21, 2017*

Kevin Johnson is hot, after starting slowly this year for the University of Cincinnati basketball team.

Johnson, a 6-foot-3 senior shooting guard from Summit Country Day, comes off a career high 18-point game in UC's 119-68 rout of Fairleigh Dickinson this past Saturday. The No. 24 Bearcats (9-2) next play Marshall (7-4) on Thursday at 7 p.m. at Fifth Third Arena (CBS Sports Network).

Johnson averaged only 2.0 points through the Bearcats' first four games. Johnson since has averaged 10.6 points, having scored in double figures in five of seven games. For the year, Johnson is averaging a career high 7.5 points per game.

"It's a long year, and you're gonna go through ups and downs," Johnson said. "Just staying in the gym getting extra shots and being confident, trying to figure out what I can tweak to keep improving our offense."

Johnson's slow getaway may have been partially because of having bronchitis in preseason. Healthy now, the lanky Johnson has started to score and also maintained his elite level of defense. Johnson is tied for the team lead in steals, with 15.

"Kevin is our best defensive player, and it's not even close," UC coach Mick Cronin said.

UC junior forward Gary Clark was named American Athletic Conference Defensive Player of the Year last season by league coaches, when Clark's numbers included 1.5 blocks and 1.2 steals per game. But, it was Johnson who received UC Co-Defensive Player of the Year honors (along with since-departed forward Octavius Ellis) at the team banquet.

"Gary Clark is extremely smart," Cronin said. "He led us in blocked shots, and coaches love him because he never takes a bad shot. Coaches want to vote for Gary Clark for something. He plays quietly good defense. He helps, he rotates, he blocks shots."

Still, it is Johnson who often sets the tone with tenacious perimeter defense. Quick, fast and smart, Johnson tries to thwart opposing guards before they can get their offense started.

"You've got to embrace any role you get on the team," Johnson said. "It all counts. Being a defensive person who can guard on the perimeter is something we need. Stopping penetration is big for our defense and key for our team victory. I just try to do my part."

The 18 points last Saturday were a nice bonus for Johnson, including 4-for-6 from three-point range. Johnson also made the weekly AAC honor roll.

"Kevin played so hard the other night," Cronin said. "He's such a good athlete, but I never saw him as tired as he was the other night. He was playing so hard, trying to smother FDU. That was our game plan and he was so bought in, trying to smother them. It was the first time I ever took in him out in four years because he was tired."

UC has made the last six NCAA Tournaments and, barring something unforeseen, should make it seven.

"Being a senior, winning our conference title, winning the conference tournament and trying to make a run, that would be the greatest thing," Johnson said. "I'd love for us to go deep in March. That's my plan. That's what I would wish for my last year."

UC freshman Cumberland starting to blossom

*By Tom Groeschel
Cincinnati Enquirer
December 16, 2016*

Jarron Cumberland has gone from being The Man to just one of the guys, but the University of Cincinnati freshman basketball player is showing signs of being the four-star recruit he was out of high school.

Cumberland, a 6-foot-5, 218-pound shooting guard from Wilmington High School, comes off a career-high 18-point game in UC's 96-58 rout of Texas Southern on Tuesday night. The Bearcats (8-2) next play Fairleigh Dickinson (2-8) on Saturday at 2:30 p.m. at Fifth Third Arena.

Cumberland is the Bearcats' top scorer off the bench, at 5.7 points per game. That is far from the 29.6 points he averaged at Wilmington last year, but Cumberland was not expected to dominate immediately for a UC program that has made six consecutive NCAA Tournament appearances.

"I'm happy we're winning and I just like being on the team," Cumberland said. "Learning from the guys that have been here, it helped my game step up more and become a better player."

The sturdily built Cumberland looks older than his years, and his physique has helped him adjust quickly to NCAA Division I basketball.

"It's more of an adjustment than you would think," UC coach Mick Cronin said. "He comes walking out there looking like a linebacker. He looks like a junior but he's not, he's a freshman. Although he's a big strong kid, he's just a kid too."

Cumberland enjoys playing near home, with Wilmington about 50 miles northeast of Cincinnati. Cumberland has ready access to his parents, Cheryl and Scott Cumberland.

"I like being close to home because I'm a mama's boy," Cumberland said, smiling. "Whenever I need something, she'll come down, or if I need a haircut my dad will come."

Cronin said that looks can be deceiving with Cumberland, who is relatively quiet and soft-spoken.

"Because of his size he looks like this menacing guy, but he's really, really a nice kid," Cronin said.

Too nice sometimes, Cronin added.

"My message to him is he's got to quit trying to wait his turn, quit deferring to his teammates," Cronin said. "He'll tell you it's a lot, from the practices to the mental approach to all the stuff you've got to learn about the competition of the game, the intensity of games."

Among others, Cumberland said he looks to UC senior guards Troy Caupain and Kevin Johnson for guidance.

"Everybody's here on a full scholarship and they can do the same thing I can do, score the ball," Cumberland said. "That's the reason why they're here. Being like, the man in high school, and now being one of the guys that can help the team, because everybody else is good on the team."

NEWS CLIPPINGS

Cumberland last year was rated the No. 55 national prospect by both ESPN and 247Sports, and was tabbed a four-star recruit by Rivals.com, Scout.com and also 247Sports. Cumberland is one of the highest rated UC recruits of the 11-year Cronin era.

"I think the biggest adjustment for me is the speed and the size, really," Cumberland said. "Just trying to get into rhythm of the game with a shot clock, because in high school we never had a shot clock."

Cumberland, like most freshmen, has had his ups and downs. He has had three double-figure scoring games (18, 17, 11), but also had three games where he went scoreless. Cumberland plays an average of 14.7 minutes per game.

"When I come into the game, I've got to have confidence I'll do well," Cumberland said. "That's what coach stays on me about, confidence."

Cumberland's Comfort Level Up as FDU Visits

*By Bill Koch
GoBEARCATS.com
December 15, 2016*

CINCINNATI – Ideally University of Cincinnati basketball coach Mick Cronin would like to see freshman guard Jarron Cumberland develop into a double-figure scorer this season, a player who can off the bench and provide an offensive boost to the Bearcats. He calls it "subbing to strength."

"It would be a huge plus for our team," Cronin said.

Cumberland might be a long way from reaching that point, but he's coming off a season-high 18-point performance against Texas Southern in UC's 96-58 rout of the Tigers on Saturday. Before that game, Cumberland had scored a combined six points in his previous three games, prompting Cronin to point out in his post-game press conference that although his scoring was a welcome development, it was just one game.

The 6-foot-5, 218-pound Cumberland, from nearby Wilmington High School, will get a chance to repeat that performance Saturday when the 25th-ranked Bearcats (8-2) take on Fairleigh Dickinson at 2:30 p.m. at Fifth Third Arena.

The Knights, from Teaneck, N.J., are 2-8 and saddled with a six-game losing streak, but they're coming off an NCAA Tournament season and were picked by the league's coaches to win the Northeast Conference championship in 2016-17.

One of their best players, swingman Earl Potts, Jr., missed FDU's first seven games, but he's back now averaging 10.3 points and 4.3 rebounds. The Knights' leading scorer is guard Darian Anderson, who averages 19.3 points. FDU has allowed 73.8 points per game, with opponents shooting a robust 44.6 percent against them.

Cumberland certainly has the potential to fulfill Cronin's wish that he become a consistent double-figure scorer before the season is over. He averaged 29.6 points, 7.4 rebounds and 3.6 steals last year at Wilmington, leading the Hurricane to the Ohio Division I semifinals. He scored a school-record 52 points against Washington Court House.

But he's still finding his way at UC.

"The speed is a lot different," Cumberland said. "In high school, everybody was littler than me and I was faster. I still can play my game, but I'm trying to get used to the speed."

Cumberland has always been more than a perimeter shooter. In high school, he was often in attack mode, taking the ball to the basket and drawing fouls.

"My AAU coach used to always tell me to drive first, to start inside and then come out," Cumberland said. "Once you start making layups and pull-ups, then your three will start falling and you'll start to get a rhythm to your game."

Cumberland appeared to find that rhythm during the season-high 24 minutes he played against Texas Southern. He made seven of his nine field goal attempts and all four of his 3-point shots in addition to securing six rebounds, although he did not get to the foul line.

NEWS CLIPPINGS

He also played well against Lipscomb on Nov. 26 when he scored 17 points. But he appeared tentative last Saturday against No. 16 Butler when he scored four points. He failed to score against No. 19 Iowa State on Dec. 1 and against No. 21 Rhode Island on Nov. 19.

So he needed a big game against Texas Southern.

"It helped my confidence a lot," Cumberland said. "I wasn't nervous shooting. I was going in there playing hard defense and offense, crashing the glass, boxing out. I've been wanting to settle for a three a lot in practice, but now I've been watching everyone else play and going downhill more and making layups. When I do that, I'll be a hard player to guard."

Expectations were high for Cumberland because of the numbers he put up in high school and because as a local player he was a big recruit for the Bearcats. He was named first-team all-state by the Associated Press as both a junior and senior and was ranked No. 55 on ESPN's list of Top 100 recruits.

But Cronin always takes a wait-and-see approach about what to expect from first-year players until he sees them in practice.

"You really don't know how he's gonna react to the physicality of the game and all the mental things he has to learn," Cronin said. "Now with Jarron I know that I have to stay on him because he has a tendency out of his respect to his older teammates to defer to them. I have to stay on him that we need him."

Because of his size, Cronin said, Cumberland looks like a menacing figure, so it's hard sometimes to remember that he's a freshman who just turned 19, making him the youngest player on UC's roster.

"My message to him is he's got to quit waiting his turn," Cronin said. "He's got to quit deferring to his teammates. It's more of an adjustment than you would think from just looking at his body. When he comes walking out there looking like a linebacker you think this guy, he looks like a junior. But he's not. Although he's a big, strong kid, he's just a kid still."

Washington Spreading his Wings at Cincinnati

By Bill Koch

GoBEARCATS.com

December 7, 2016

Kyle Washington was fully prepared to sit out last season after he transferred to the University of Cincinnati from North Carolina State.

He knew it would be difficult, but as the year passed, he came to understand that it was not as difficult as his final year at NC State, where he lost his starting job for the final nine regular-season games of the 2014-15 season after starting the first 18. During the last three games before the NCAA Tournament, he played an average of only 4.1 minutes per game.

"I felt like I was able to contribute to that team," Washington said. (UC coach Mick Cronin) has given me a beautiful opportunity here to really spread my wings and understand that I can help a team win big. I just have to keep on working hard. During my sit-out year, I knew it was coming, so I expected it and I was ready to embrace the process. Now I have to embrace the process of looking at what I've done and what I need to do to get better."

Finding playing time at UC hasn't been a problem for Washington, who started all of UC's first eight games, averaging 17.3 points and 9.0 rebounds in 26.9 minutes per game. He also blocked 15 shots. He posted five double-doubles during those eight games and on Dec. 5 was named the American Athletic Conference Player of the Week after averaging 18.5 points, eight rebounds and two blocked shots in wins over No. 19 Iowa State and Bowling Green.

The 6-foot-9, 230-pound Washington, a junior forward from Champlin, Minnesota, has provided the Bearcats with an offensive weapon they haven't had during Cronin's first 10 years at UC. He can score both inside and outside and has been a better rebounder than many expected when the season began.

UC hasn't had a big man with Washington's offensive skill set probably since National Player of the Year Kenyon Martin in 2000 and before that, Danny Fortson in 1997. Both of those players were first-team All-Americans.

It's not a knock on the Bearcats that they haven't had a big man of Washington's caliber for so long because those players have become a rarity in the college game.

"Very few college guys can score one-on-one over their man," Cronin said. "He can do it with both hands. He's a highly effective scorer when he's given space and he doesn't settle for a hard jump shot, when he attacks his guy. He can make open shots as well.

"There's just not a lot of guys in college basketball that can score against a college defense. They could in high school because they were bigger and they were more athletic (than their opponents). But when you get to this level and you've got guys guarding you that are older, you've got to be able to make better moves and you've got to be able to score over people. He can make guarded shots. There's not a lot of guys running around college basketball that can do it."

Washington's decision to leave NC State was based primarily on his lack of consistent playing time under head coach Mark Gottfried.

"Some of it was self-induced, but a lot of it was that's just how the coach saw me," Washington said. "I learned so much from everything I had to go through there that made me a better person and a better player."

NEWS CLIPPINGS

According to an April 15, 2015 story in the Raleigh News and Observer, Washington's playing time diminished as the season wore on because Gottfried preferred the "defensive ability and rebounding consistency of fellow sophomore Lennard Freeman."

When Washington made the decision to leave, he said, Cronin was the first coach to contact him "as soon as it went on the ESPN ticker."

"Coach recruited me out of high school," Washington said. "It was his persistence and (my) understanding what he was doing here and understanding that I could have a big impact and could maybe bring some new perspective. It was just understanding that I needed to come here. Out of high school I had so many offers. I was so young. I was making impulsive decisions. I didn't understand the full brunt of everything."

Washington was a Top 100 national recruit after averaging 12 points and 10 rebounds at Brewster Academy in New Hampshire in 2012-13. He committed so quickly to NC State, Cronin said, that the Bearcats never got a chance to make a full pitch to him.

"He fell in love with their campus and just committed out of nowhere so a lot of us who were recruiting him all of a sudden it just ended abruptly," Cronin said. "We fell in love with him the first time we saw him."

Washington has been a breath of fresh air at UC since the season began. He's an enthusiastic cheerleader for his teammates and quickly impressed the media with his thoughtful answers to questions. When he was complimented before one recent media session for the way he handles himself, he said, "My parents taught me to be complete person, not just a basketball player."

Asked later what that meant, he said, "It's just being conscious as a human being, understanding that as a young man, as a young black man, that you have a certain responsibility in the community to understand your position as a person first, but then as an athlete because athletes are held to a certain standard and are put on a certain pedestal. It's just understanding that and making sure that I don't take that for granted and making sure that I apply the ethics that I was taught."

A lot of players, Washington said, take college basketball for granted. There might have been a time when he did, too, or at least when he didn't fully appreciate it. But not anymore, not after the frustration he endured at NC State.

"When I was at NC State and going through my trials and tribulations I really understood that I love this game," Washington said. "All the other accolades and all the other things that you get from this, the benefits don't really mean anything to me because I just want to be out there playing. I just want to be part of the team and making big contributions toward wins."

Clark Aggressive in Quiet Way

By Bill Koch

GoBEARCATS.com

November 13, 2016

CINCINNATI – Even though he started every game as a true freshman, blossomed last year into the American Athletic Conference Defensive Player of the Year and a second-team all-conference selection, and this year into a preseason first-team all-conference pick, Gary Clark, the University of Cincinnati's seemingly laid-back forward, continues to hear that he needs to play with more fire.

Given what he's already accomplished, you'd think Clark might resent being prodded by the UC coaching staff for his placid demeanor on the court, but he takes the criticism in stride, as befits his personality.

"Coach got on me the other day about it in practice about being too laid back," Clark said, "and video photographers, they say I'm a hard person to take pictures of because I don't show any emotions. They say I've got a nice smile, but when they ask me to fake scream or something it's not me."

"You can look at footage of me in high school. You never really saw me do much. That's just me. You'll see probably a little more this year because everybody around me is very much like that, like Kyle Washington, Troy (Caupain), you'll even see Kevin Johnson sometimes getting real riled up. It'll be a little contagious where they'll come up to me trying to bump chests. I can't walk away from that."

Clark scored 14 points and grabbed nine rebounds with four assists Friday in UC's season-opening 84-55 victory over Brown. The Bearcats (1-0) will face Albany at 7 p.m. Monday at Fifth Third Arena in the second game of the Naismith Memorial Hall of Fame Tip-Off Tournament.

The Great Danes (1-0) beat Penn State, 87-81, on Friday. They led by 19 points with 12:01 remaining and out-rebounded the Nittany Lions, 43-26, in their first-ever win over a Big Ten opponent. Albany was picked to finish third in the America East Conference.

Rest assured there is a competitive fire burning inside the 6-foot-9, 225-pound Clark. You don't average 10.4 points and 8.8 rebounds, as he did last year, or block 49 shots without it. And not very many conference defensive players of the year achieve that distinction without being aggressive.

"Clark's very aggressive quietly," Caupain said. "He's never gonna show his emotion on his shirt, but when he gets mad he'll definitely tell you. He never steps out of his shell, but there's definitely fire inside his shell."

Clark simply isn't one to call attention to himself. On the court, he follows the old-school notion of letting his play do his talking for him. But he says the fire is there if you know where to look.

"You see it when I jump into the defensive lane and get a steal and go dunk it or rotate and swat somebody's shot and block it real hard," Clark said. "You can see it if you're watching, but if you're looking for the animation and all that stuff it's not in me. I'd rather just get the job done. That's just the way my personality is, unless one of the guys, like Troy in practice or somebody on the other team, will start yapping and I'll just return the favor. If I do do it, the only person who hears it is the guy next to me who I'm saying it to."

The oldest of four children, Clark was raised in Clayton, North Carolina, by his mother, Tammy McKey and his father, Gary Clark Sr., who divorced four years ago. His dad now

NEWS CLIPPINGS

lives in Washington, D.C., while his mother remains in Clayton. Clark says he was very shy as a child. He's also very religious, although he's not vocal about that either.

"My mother and my grandmother were always trying to keep me humble," Clark said.

Clark was a good all-around athlete in middle school. He ran hurdles, the 400 meters, and threw the shot on the track team. He also played wide receiver and safety on the football team. But he stood out in basketball and first started dunking the ball in the eighth grade.

"He fell in love with the game very, very early," Gary Sr. said. "I think he was probably six or seven years old when I bought him his very first basketball and basketball goal. He would cry if I didn't want to go out there with him. He wanted to be out there all the time. His mama would always get mad at me. I might go out there for a little while and then I'd get tired and come into the house and he'd cry."

When he reached high school, Clark gave up football and track to focus on basketball, mainly because he didn't want to get hurt in one of the other sports, but also because he wanted to carve out time for one of his other favorite pursuits – fishing.

Just as he fell in love with basketball as a kid, he fell in love with fishing when his grandfather and uncles took him. He had no idea what he was doing, he said, but still enjoyed it. By the ninth grade, he said, "I really got big into it."

By then, Clayton High School had a bass team. He wasn't on the team because he had so much going on with basketball, but he had friends on the team and he went with them to fish whenever he could.

"I just like the calm," he said. "I can go get on a boat and I don't have to worry about anything. I have control over how well I make my jig or my artificial bait dance to make the fish come get it. I can get away because a lot of places don't have any (cell phone) service."

His most frequent fishing companion is UC senior forward Zack Tobler, who grew up in Fort Wright, Kentucky, and has been around fishing and hunting his whole life.

As a freshman in 2014, Clark was assigned the locker next to Tobler's. When Clark told him he was from North Carolina, Tobler told him that he had gone fishing in North Carolina. Clark responded by telling Tobler about his love of fishing. Before long, Tobler invited Clark to go fishing with him. They've gone together at least 10 times.

"There's all kinds of different lakes around the area, different ponds," Tobler said. "There's a place up by Middletown and there's some ponds by my house in Kentucky that we'll go too."

For the most part, it's just Clark and Tobler fishing together but they've invited some of their UC teammates on occasion.

"We invited Shaq (Thomas) and a couple of other guys one time but they don't have the patience," Clark said. "After about a half hour, they're ready to go. The last time, Shaq got his line caught in a tree. The last time we went we were out there for about five or six hours. On a good day we catch about a hundred fish. We just usually throw them back in."

But the fish aren't always that cooperative.

"It depends on the day," Tobler said. "There's been days where we've been out and we'll be there five or six hours and we'll each catch one fish. Sometimes we'll go out and we'll catch 30 or 40 each."

But fishing still takes a distant back seat to basketball. During the off-season following

his freshman year, Clark worked on expanding his offensive game, specifically to be able to shoot facing the basket instead of always posting up to score. He also wanted to increase his range and made good progress in that respect. As a freshman he failed to make a 3-point shot in five attempts. Last year, he made 13 of 25. He shot 51.9 percent from the field overall.

"Coaches have great respect for Gary," said UC coach Mick Cronin. "He rebounds, he blocks shots, he shoots a high percentage. He never takes a bad shot. He's a coach's dream. I have to get Gary to think like a star, to have the mindset of a guy that believes that he's one of the best players in the country. That's my challenge with him. He's such a humble guy. At times he can defer too much to his teammates. I fought the same thing with Troy."

Clark first attracted attention from college coaches midway through his freshman year in high school.

"I started on varsity and these coaches started coming and asking questions about who's this freshman who's playing on the varsity," Clark said, "and I would actually start terrorizing other seniors from other schools. That's when I really started getting attention."

"It was weird because I'm the first to attend college in my family so I didn't know how to take it. It was just like, this is pretty cool. My first unofficial visit was to (North Carolina-Wilmington). I was ready to go right then, but my coach was like, you're gonna get a lot more. After awhile they just get kept rolling in the better I got."

Clark averaged 26 points, seven rebounds and four assists as a senior in high school, but when Cronin and associate head coach Larry Davis recruited him, instead of filling his head with compliments to get him to choose the Bearcats, they told him he didn't play hard enough. That's exactly what Clark wanted to hear.

"That showed me that (Cronin) cared enough about me for my future that I could trust him," Clark said. "I've always been about trust and loyalty. They made me push myself to get better and he finally came and said we're gonna offer you a scholarship because you've gotten better with your conditioning and you're playing harder. That's when I was like, these guys really care about me."

As he enters his junior year, Clark says he's much more confident than he was as a freshman when he came in not knowing what to expect, only to have his head coach sidelined in December with an arterial dissection that kept him out for the rest of the season. Now he has more experience – he's started 66 of 67 games in two years – and understands what it takes to win close games on the road against quality opponents. Last year, he converted a 3-point play with 12.1 seconds left that gave the Bearcats a 58-57 win at Connecticut.

But there's still a sense around the UC program that Clark can become much more productive if he ever steps fully out of his shell.

His dad couldn't agree more.

"I know he's a much better player," the senior Clark said. "He's still holding back offensively. The only way that I know of right now today to get that out of him is to make him mad. If he ever gets mad, if somebody on the court does something to him in some type of way, that's when you'll see it come out. That's the only way I know."

"A million people can tell him that you need to do this or you need to do that offensively. If somebody was to make him mad, you'll see it. It's very hard to make him mad, but if he ever does get mad, you'll see a 40-point game out of him."

Maybe Cronin should call him a lousy fisherman before each game. Or better yet, hide his rod and reel.

Evans Owns “Huge Upside” Cronin Says

By Bill Koch
GoBEARCATS.com
October 18, 2016

CINCINNATI – When Cincinnati fans think of Jacob Evans, probably the first thing that comes to mind is his breakout 26-point, 9-rebound performance in the Bearcats' first-round loss to Saint Joseph's last year in the NCAA Tournament.

That's understandable.

No UC freshman had ever scored that many points in an NCAA Tournament game. And no UC player had produced that many points in the NCAA since Leonard Stokes scored 39 in the Bearcats' 105-101 double overtime loss to UCLA in the second round of the 2002 tournament.

But UC coach Mick Cronin is quick to point out that while Evans was impressive against Saint Joseph's, that game did not define what the 6-foot-6, 210-pound sophomore guard/forward meant to the Bearcats last year.

“Jake was a good player all year for us,” Cronin said. “In the St. Joe's game they put a freshman, their worst defender, on Jake and tried to shut Troy (Caupain) down. Now, you've still got to make the open shots and Jake had a lot of open shots in that game. More important was the year he had, the totality of how he played for us. Jacob makes a lot of plays that don't show up on the stat sheet, like switching on defense to save his teammates. He's got great recognition and court awareness.”

Evans, from Baton Rouge, La., averaged 8.4 points and 4.1 rebounds in 2015-16 while playing an average of 24.4 minutes per game. He played in all 33 of the Bearcats' games, with eight starts. He shot 37.2 percent from the field, 33.3 percent from 3-point range and 80.4 percent from the free throw line, at one point making 25 straight foul shots. He finished third on the team with 45 3-pointers.

UC center Kyle Washington, a transfer from NC State, has told Evans that “after you get that first year under your belt, the second year you think you know everything.”

Evans doesn't profess to have the game mastered, but, he said, “I'm pretty confident this year about being aggressive offensively and defensively. I'm looking forward to this season.”

Evans was one of 20 players named Tuesday to the Jerry West Shooting Guard of the Year Award watch list.

“He's got a huge upside,” Cronin said. “He's a guy that's going to be able to score even when they put a good defender on him. To shoot a higher percentage, he's got to get more layups, more free throws and with somebody that has point guard ability with his dribbling and his ball handling and his one-one-one ability, he's got to get to the basket more and finish.

“I told him, for him to become an elite player, he wants to become 50 percent from two and 40 percent from three, greater than that in both cases. And then be a guy who gets to the foul line a lot. That's when you're an elite offensive player. Those are realistic goals for him. When he gets there he's got a chance to be a professional.”

Cronin said Evans is bigger and more athletic than former UC All-American Sean Kilpatrick, who currently plays for the NBA Brooklyn Nets. But Evans, he said, has to learn how to better use his body to finish around the rim “with strength and power, getting and-ones, using his size to get more layups and more free throws because his ability to get to the rim is tremendous.”

Evans took a break from his off-season work in the middle of August to go home for a few days before a new school year began. He was there during the flooding that devastated Baton Rouge, which is located on the east bank of the Mississippi River. Record amounts of rain fell, as much as 20 inches in some parishes.

“I've never seen that much water before in my life growing up down there,” Evans said. “Not even when Katrina hit or Gustav. Watching so many people lose everything from their homes, cars, material items, it was just crazy.”

He was visiting a friend, about a mile from his own house, when the water began to rise so quickly that they had to evacuate immediately.

“I was on the phone face-timing and then he came to me in like two minutes and knocked on the door and said, ‘The street's about to flood,’” Evans said. “We had gone to the store about an hour earlier and the street behind him was a little flooded, but you could still walk through it. It wasn't even going to flood your shoes. An hour later, that street was flooded. The water was coming up under their garage.

“We walked to where it was dry,” Evans continued. “It was probably like a two-mile hike and the water was waste high. The street lights were still working so we could kind of see where we were going. There were other people out there walking too because we live in a big neighborhood. We all just gathered together and walked in a group. We went back to (my friend's) house (later) and gutted everything out and tried to save everything that we could. And we saved his dog, so that was a good thing. The water was chest high inside the house when we went back to his house. To me it was chest high, so it was over his mom's head.”

Fortunately – and remarkably - there was no damage to his mother's house.

“There was just a very small area that didn't get flooded for some reason,” Evans said. “It was very bizarre.”

Flooding began on a Monday, Evans said. On Friday, at the urging of his mother and his friends, he boarded a plane back to Cincinnati because classes were about to begin. He said he did all he could to help in the cleanup during the four days he remained in Baton Rouge.

“It was tough to leave,” he said, “because a lot of my friends lost their houses. I helped a lot of my friends and some of my old coaches from high school. I helped them clean up their houses and their yards. It was life-changing. It makes me value and be thankful for everything I have and the opportunity I have up here to be playing basketball and living my dream. Appreciate everything because it could all be gone literally in a minute because that's how fast (my friend's) house got flooded.”

UC newcomer Washington should make big impact

*By Tom Groeschen
Cincinnati Enquirer
October 20, 2016*

Kyle Washington is Mick Cronin's kind of player, a fierce competitor who figures to play a major role in his first University of Cincinnati basketball season.

"He's probably the most self-motivated player I've ever coached," said Cronin, who enters his 11th season as UC coach. "He's a guy that holds himself to a really high standard. He puts a lot of work in and he's very, very hard on himself."

The 6-foot-9, 230-pound Washington is a junior forward and former North Carolina State player. Washington joined UC last year and sat out the 2015-16 season under NCAA transfer rules, and he is expected to start when UC begins its season against Brown University on Nov. 11 at Fifth Third Arena.

Washington, a left-hander, essentially takes the spot of departed forward Octavius Ellis.

"He's a versatile big man," Cronin said. "He's extremely effective around the rim scoring in the paint, and he's a way-above-average perimeter shooter as well. He gives us athleticism around the rim, and he's worked extremely hard to become a better defender, rebounder and shot blocker."

In two years at NC State, Washington started 43 of the 70 games in which he played. Washington averaged a composite 5.8 points and 4.0 rebounds per game for the Wolfpack, and he also blocked 58 shots. Washington attempted only 15 shots from 3-point range but made seven, for a crisp 46.7 percent.

"I just want to do well for my teammates," Washington said. "Coming through for my teammates is very important to me."

While practicing last season with the Bearcats, Washington quickly learned of Cronin's reputation for tough, defensive-minded teams.

"I know what Cincinnati basketball means," Washington said. "I know our culture and I know what the fans' expectations are. I just want to help us get there."

UC went 22-11 last season and made the program's sixth consecutive NCAA Tournament.

Washington has done just a few interviews with Cincinnati media to this point, but Cronin was not surprised to learn that Washington has impressed everyone with his poise and maturity.

"Unlike most young players, he's someone I do not have to motivate," Cronin said. "All I have to do is coach him."

Washington is from Champlin, Minnesota. He earned three varsity letters at Benilde-St. Margaret's School from 2009-11, then averaged 12 points and 10 rebounds at Brewster Academy (New Hampshire) in the 2012-13 season. Washington was rated a Top 100 prospect by Rivals.com (93) and ESPN.com (97).

While at North Carolina State, Washington competed against the best in the potent Atlantic Coast Conference.

"I really had valuable experiences during my time at NC State," Washington said. "Playing at Duke, playing No. 1 Syracuse when I was a freshman in the Carrier Dome, with 30,000 people in there. I've just learned so much from that conference.

"With my experience in the ACC and what coach (Cronin) has been teaching me and trying to instill in me, I think this will be a good culmination. I'm just excited to be here."

TOP 25: UC is ranked No. 25 in the USA Today preseason men's basketball coaches poll, released Thursday. Xavier is ranked No. 8.

Among other polls, UC is ranked No. 20 by Athlon Sports and No. 30 by CBSSports.com.



2017 NCAA DIVISION I MEN'S BASKETBALL CHAMPIONSHIP BRACKET

First Round
MARCH 16-17

Second Round
MARCH 18-19

Regional
Semifinals
MARCH 23-24

Regional
Finals
MARCH 25-26

National
Semifinals
APRIL 1

National
Semifinals
APRIL 1

Regional
Finals
MARCH 25-26

Regional
Semifinals
MARCH 23-24

Second Round
MARCH 18-19

First Round
MARCH 16-17

FIRST FOUR

11 Kansas St. (20-13)	16 Mount St. Mary's (19-15)	DAYTON MARCH 14-15	N.C. Central (25-8) 16	Providence (20-12) 11
11 Wake Forest (19-13) S	16 New Orleans (20-11) E	MW	UC Davis (22-12) 16 E	USC (24-9) 11

Watch On
truTV



FINAL FOUR
PHOENIX
APRIL 1 AND 3

**NATIONAL
CHAMPIONSHIP**
APRIL 3

EAST
NEW YORK
March 26

WEST
SAN JOSE
March 25

MIDWEST
KANSAS CITY
March 25

SOUTH
MEMPHIS
March 26

#MarchMadness

Watch the tournament on these networks
or online at NCAA.COM/MARCHMADNESS



March 16 and 18 first-/second-round sites: Buffalo, Milwaukee, Orlando, Salt Lake City. March 17 and 19 first-/second-round sites: Greenville, Indianapolis, Tulsa, Sacramento.
March 23 and 25 regional sites: Kansas City, San Jose. March 24 and 26 regional sites: Memphis, New York.



The NCAA opposes all forms of sports wagering

- 1 Villanova (31-3)
- 16 Mt. St. Mary's/N. Orleans
- 8 Wisconsin (25-9)
- 9 Virginia Tech (22-10)
- 5 Virginia (22-10)
- 12 UNC Wilmington (29-5)
- 4 Florida (24-8)
- 13 East Tenn. St. (27-7)
- 6 SMU (30-4)
- 11 Providence/USC
- 3 Baylor (25-7)
- 14 New Mexico St. (28-5)
- 7 South Carolina (22-10)
- 10 Marquette (19-12)
- 2 Duke (27-8)
- 15 Troy (22-14)
- 1 Gonzaga (32-1)
- 16 S. Dakota St. (18-16)
- 8 Northwestern (23-11)
- 9 Vanderbilt (19-15)
- 5 Notre Dame (25-9)
- 12 Princeton (23-6)
- 4 West Virginia (26-8)
- 13 Bucknell (26-8)
- 6 Maryland (24-8)
- 11 Xavier (21-13)
- 3 Florida St. (25-8)
- 14 Fla. Gulf Coast (26-7)
- 7 Saint Mary's (28-4)
- 10 VCU (26-8)
- 2 Arizona (30-4)
- 15 North Dakota (22-9)

- Buffalo
- Orlando
- Tulsa
- Greenville
- Salt Lake City
- Buffalo
- Orlando
- Salt Lake City

- Kansas (28-4) 1
- NC Central/UC Davis 16
- Miami (Fla.) (21-11) 8
- Michigan St. (19-14) 9
- Iowa St. (23-10) 5
- Nevada (28-6) 12
- Purdue (25-7) 4
- Vermont (29-5) 13
- Creighton (25-9) 6
- Rhode Island (24-9) 11
- Oregon (29-5) 3
- Iona (22-12) 14
- Michigan (24-11) 7
- Oklahoma St. (20-12) 10
- Louisville (24-8) 2
- Jacksonville St. (20-14) 15
- North Carolina (27-7) 1
- Texas Southern (23-11) 16
- Arkansas (25-9) 8
- Seton Hall (21-11) 9
- Minnesota (24-9) 5
- Middle Tenn. (30-4) 12
- Butler (23-8) 4
- Winthrop (26-6) 13
- Cincinnati (29-5) 6
- Kansas St./Wake Forest 11
- UCLA (29-4) 3
- Kent St. (22-13) 14
- Dayton (24-7) 7
- Wichita St. (30-4) 10
- Kentucky (29-5) 2
- Northern Ky. (24-10) 15