

***WE WEAR
CINCINNATI!***



CINCINNATI FOOTBALL

2017 MEDIA GUIDE



"This city, this school and my family are all Ohio. It's a tough blue-collar state with hard-working, blue-collar people that respect an honest and complete effort. This team belongs to this city and we will make you proud."

-LUKE FICKELL

HEAD COACH

LUKE FICKELL

DATE OF BIRTH:

August 18, 1973

HOMETOWN:

Columbus, Ohio

COLLEGE:

Ohio State

COACHING BACKGROUND:



(2000-01) AKRON

Defensive Line



(2002-03) OHIO STATE

Special Teams Coordinator



(2004) OHIO STATE

Linebackers



(2005-11) OHIO STATE

Co-Defensive Coordinator/Linebackers



(2011) OHIO STATE

Head Coach



(2012-16) OHIO STATE

Defensive Coordinator/Linebackers



(2016) CINCINNATI

Head Coach

12

Linebackers drafted into the NFL, including first-round picks A.J. Hawk, Bobby Carpenter, Ryan Shazier and Darron Lee, NFL standout James Laurinaitis and Joshua Perry, Anthony Schlegel, Larry Grant, Marcus Freeman, Austin Spitler, Ross Homan & Brian Rolle.



Fickell is a native Ohioan, born in Columbus and has spent his entire coaching career in the state.



2

Fickell has been a part of two National Championship winning staffs.



WE WEAR CINCINNATI!

2017 CINCINNATI FOOTBALL



2017 SCHEDULE [DATES & GAME TIMES, WHEN ANNOUNCED, ARE SUBJECT TO CHANGE]

THURSDAY AUGUST 31		AUSTIN PEAY NIPPERT STADIUM	7 PM ESPN3	SATURDAY OCTOBER 21		SMU * NIPPERT STADIUM	TBA HOMECOMING
SATURDAY SEPTEMBER 9		MICHIGAN ANN ARBOR, MICH.	8 PM WXIX/ESPN3	SATURDAY SEPTEMBER 28		USF * TAMPA, FLA.	TBA
SATURDAY SEPTEMBER 16		MIAMI (OHIO) OXFORD, OHIO	NOON ESPN/ESPN2	SATURDAY SEPTEMBER 4		TULANE * NEW ORLEANS, LA.	TBA
SATURDAY SEPTEMBER 23		NAVY * ANNAPOLIS, MD.	3:30 PM CBS SN	FRIDAY NOVEMBER 10		TEMPLE * NIPPERT STADIUM	7 PM ESPN2
SATURDAY SEPTEMBER 30		MARSHALL NIPPERT STADIUM	TBA	SATURDAY SEPTEMBER 18		EAST CAROLINA * GREENVILLE, N.C.	TBA
SATURDAY OCTOBER 7		UCF * NIPPERT STADIUM	TBA	SATURDAY NOVEMBER 25		UCONN * NIPPERT STADIUM	TBA SENIOR DAY

* - American Athletic Conference Game

TABLE OF CONTENTS

FRONT: 1-16

- Quick Facts
- Media Information
- Media Calendar
- Radio/TV Information
- American Athletic Conference
- American Composite FB Schedule
- Preseason Notebook
- Roster
- Depth Chart
- Opponents
- Opponent Game-by-Game Results
- Nippert Stadium

PLAYER BIOS: 17-38

- Returner Bios [A-Z]
- Newcomer Bios [A-Z]

COACHES: 39-58

- Head Coach Luke Fickell
- Assistant Coaches/Support Staff
- Director of Athletics Mike Bohn
- President Dr. Neville G. Pinto

REVIEW: 59-80

- Season Recap
- Season Statistics
- Individual Game-By-Game Statistics

- Individual Game Highs
- Superlatives
- Participation
- Starters
- Team Game-By-Game Statistics
- Season/Career Statistics
- Red Zone
- Long Plays
- Scoring Drives
- Game-By-Game Box Scores
- The Last Time
- Situational Record

HISTORY: 81-134

- Football History
- Timeline
- Bowl History
- Coaching Legacy
- All-Time Leaders
- Single-Game Records
- Year-By-Year Leaders
- Milestone Games
- Individual Records
- Single-Game Team Records
- Single-Season Team Records
- Year-By-Year Results
- All-Time Series Records
- All-Time Scores
- Honors & Awards

- All-Time Letterwinners
- NFL Draft Selections
- Bearcats in the NFL
- Coaching Records
- All-Time Captains
- All-Time Assistant Coaches

CREDITS: The 2017 University of Cincinnati Football Media Guide was published by the UC Athletics Department of Athletics Communications. It is not for public sale or recruiting and is intended for media use only.

UC ATHLETICS COMMUNICATIONS STAFF: Ryan Koslen, Andre Foushee, Alex Ryan, Carl Schmid, Drew Weber

PHOTOGRAPHY: Joe Fuqua, Chad Greene, Brett Hansbauer, Andrew Higley, Ashley Kempfer, Bob Levey, Wayne Litmer, Ryan Meyer, Ben Solomon, Lisa Ventre, Frank Victores, Brian Westerholt, Jay Yocis, Athlon Sports, Cal Sport Media, UC Creative Services, USA Today Sports Images.



2017 CINCINNATI FOOTBALL

QUICK FACTS

GET CONNECTED:



GoBears
GoBearsFootball



GoBears
GoBearsFB / Coach Fick



GoBears
GoBearsFB



gobears.com
bears_fb

GENERAL INFORMATION

Location	Cincinnati, OH 45221
Founded	1819
Enrollment	44,096
Conference	American Athletic, East Division
Nickname	Bears
Colors	Red (PMS 186) & Black
Home Field	Nippert Stadium
Surface/Capacity	UBU Speed Series M6-M/40,000
President	Neville G. Pinto, PhD
Director of Athletics	Mike Bohn
Faculty Representative	David M. Szymanski, PhD

HISTORY

First Year of Football	1885
All-Time Record	599-578-51
All-Time Bowl Record	8-9
Last Bowl	2015 Hawai'i
Last Bowl Opponent	San Diego State (L, 42-7)

2015 TEAM INFORMATION

Basic Offense	Multiple
Basic Defense	Multiple
Letterwinners Returning/Lost	42/22
O D ST	16/9 23/7 2/1
Starters Returning/Lost	14/11
O D ST	6/5 6/5 2/1

2016 INFORMATION

Overall Record	4-8
Home/Road/Neutral	3-4/1-4/0-0
American Record/Finish	1-7/t-4 AAC East
Final Ranking	n/a [AP] n/a [USA Today]

COACHING STAFF

Head Coach	Luke Fickell
Alma Mater	Ohio State '97
Record at UC/Years	0-0/First
Career Record/Years	6-7/1
Football Office Phone	(513) 556-4110
Twitter	@CoachFick
Best time to reach coach	Contact SID
Defensive Coordinator/LB	Marcus Freeman
Offensive Coordinator/QB	Mike Denbrock
Special Teams Coordinator/TE	Doug Phillips
Assistant Coaches	Ron Crook (OL), Gino Guidugli (RB), Willie Martinez (CB)
..... Joker Phillips (WR), Jon Tenuta (S), Al Washington (DL)	
Defensive GAs	Bryan Murray, Will Richard
Offensive GAs	Austen Bujnoch, Matt Roark
Quality Control Assts.	Chad Creamer (Def), Mike Hartline (Off)
Coaching Interns	Andrew Bowen (ST), Adam Dempsey (Def)

SPORTS PERFORMANCE

Director, Football Sports Performance	Brady Collins
Associate Director, Football Sports Performance	Mike Stacchiotti
Assistant Director, Football Sports Performance	Robert Stiner
Asst. Strength & Conditioning Coach	Parker Showers, Tyrone Smith

FOOTBALL SUPPORT STAFF

Associate AD/Football Ops	John Widecan
Assistant AD/Operations & Equipment	Greg Bruner
Director of Video	Adam Niemeyer
Director of New Media	Kelsey Sharkey
Director of Player Development	Doug Rosfeld
Director of Player Personnel	Tom Phillips
Director of Recruiting	Brian Mason
Director of Scouting/NFL Liaison	Mike Waugh
Assistant Director/Football Equipment	Andrew Haynes
Assistant to the Head Coach	Sherry Murray
Recruiting Operations Coordinator	Jena Bushelman
On-Campus Recruiting Coordinator	Logan Meyer

SPORTS MEDICINE

Senior Associate AD/Sports Medicine	Bob Mangine
Assistant Director/Sports Medicine	Aaron Himmeler
Assistant Athletic Trainer	Michele Galvin
Assistant Athletic Trainer	Phil Montano
Assistant Athletic Trainer	Jerad Schuler

GETTING TO NIPPERT STADIUM

The physical address for Nippert Stadium is 99 West Corry Street Cincinnati, OH 45219

FROM I-71 South (from Columbus): For Campus Green, Eden, Stratford, University and Woodside take I-71 south to exit 3B - Martin Luther King Drive. Turn right on to MLK and follow the signs to your designated parking facility. Pass holders in CCM, Calhoun, Corry and Varsity Village should take I-71 south to exit 3A - Taft Road. Stay on Taft approximately seven blocks to the intersection of Jefferson Avenue. Depending on your designated parking facility, turn right onto Jefferson or continue straight.

FROM I-71 North: Take I-71 north until it merges with I-75 just south of Florence, KY. Stay on I-75 after you cross the Ohio River. Follow directions from I-75.

FROM I-75 North or South: Take exit 3 - Hopple Street. At the end of the ramp, turn left (north exit) or right (south exit). Hopple Street becomes Martin Luther King Drive. Follow Martin Luther King Drive up the hill to Clifton Avenue. Enter your designated parking facility off MLK or Jefferson Ave.

FROM U.S. 50 (East): U.S. 50 to Taft Road (Taft later becomes one-way going west). Stay on Taft to the intersection of Jefferson Avenue. Depending on your designated parking facility, turn right onto Jefferson or continue straight.

FROM I-74 (Indianapolis and the West): Take I-74 to I-75 South. Follow directions from I-75.

Gameday media parking is located in Clifton Court Garage (321 Clifton Court). Enter campus off Clifton Avenue before MLK.

On practice days, media are asked to park in Corry Garage for the Sheakley Athletics Center and Varsity Village Garage for Nippert Stadium practices.

collegepressbox.com
SINCE 2005 EVERYTHING BUT THE PRE-GAME MEAL

collegepressbox.com is the official media website for Division I

football. Access and download weekly game notes, quotes, statistics, media guides, headshots, logos and more for each conference and its member schools. Apply for access at www.collegepressbox.com/password.

ATHLETICS COMMUNICATIONS

The University of Cincinnati Athletics Communications Office is ready to assist you in every way possible to make the experience of covering UC Athletics productive and rewarding. For this reason, we have developed policies and procedures which will require cooperation on the part of the media. Not complying with these policies will result in the refusal of credentials/access.

Richard E. Lindner Center · Suite 860 · 2751 O'Varsity Way · Cincinnati, OH 45221-0021

SID Phone.....513-556-5191
 Fax.....513-556-0619
 Press Box Phone.....513-556-1010
 Website (University).....GoBEARCATS.com

COMMUNICATIONS

Ryan Koslen.....Associate AD/Football Contact
 513-497-3132.....Ryan.Koslen@uc.edu
 Andre Foushee.....Assistant AD
 513-556-5182.....Andre.Foushee@uc.edu
 Alex Ryan.....Director
 513-556-5191.....Alex.Ryan@uc.edu
 Carl Schmid.....Director, Digital Media
 513-556-5191.....Carl.Schmid@uc.edu
 Drew Weber.....Assistant Director
 513-556-5145.....Drew.Weber@uc.edu
 Megan Coffey.....Video Contact
 513-556-5004.....Megan.Coffey@uc.edu

MEDIA CREDENTIALS

Requests for official working media credentials should be directed to the UC Sports Communications Office. All requests should be received no later than noon, four days prior to the game. Visit the football page at GoBEARCATS.com to request credentials online. Season credentials will be available for pickup prior to the first game. No credentials will be mailed after Tuesday preceding the game. Thereafter, credentials may be picked up on gameday at the media will call located by gate 6.

SCOUTING PASSES

Professional scouts may obtain credentials through UC's Sports Communications Office. Scouts will be issued seating in the press box on a space-available basis.

SIDELINE PASSES

The University of Cincinnati follows NCAA guidelines regarding media representatives on the sidelines. Photographers and videographers are permitted to shoot between the 25-yard lines and the goal lines on both sidelines and behind the restraining line in the end zone.

PRESS BOX SERVICES

Complete stats, scoring summaries, running play-by-play, quickie stats and post-game notes and quotes are provided by the UC Sports Communications Office. Pregame food service is available beginning approximately two hours prior to kickoff, while beverages are available throughout the contest. This service is provided as a courtesy to working media. In addition, concession areas are available within the stadium confines. Wireless internet is available in the press box at Nippert Stadium. Members of the UC Sports Communications staff will be available to assist you. There is no access fee.

GOING GREEN

Starting with the 2010 season, the University of Cincinnati no longer prints media guides. A record book/media supplement is available on the football page at www.GoBEARCATS.com.

ON THE WEB

Information on the University of Cincinnati football team is available at www.GoBEARCATS.com. To receive the UC updates via email, please send a request to Ryan Koslen (ryan.koslen@uc.edu). Information on the American Athletic Conference and all member institutions is also available through the league's web site at www.TheAmerican.org.

WEEKLY MEDIA LUNCHEON

UC holds a weekly media luncheon each Tuesday in the second floor Bob Goin Team Room of Richard E. Lindner Center. Lunch is served at 11:30 a.m., selected players are available for one-on-one interviews from 11:45-noon, and head coach Luke Fickell takes the podium at noon.

PRACTICES

During a typical Saturday game week, media may interview players and coaches immediately following practice on Tuesday. Practice is generally closed to the public. Anyone hoping to observe practice should contact UC Sports Communications in advance. Failure to do so may result in an individual's removal from the venue. During regular-season practices, unless otherwise noted, still and television photographers will be allowed to shoot stretching and the first 20 minutes (four periods). At the conclusion of practice, head coach Luke Fickell will address the media on the field. First-year players, including freshmen and transfers, will be made available to the media at the coach's discretion.

INTERNET POLICIES

Live updating of websites, blogs and social network feeds is not allowed during practices.

POSTGAME INTERVIEWS

The UC locker room will remain closed following all football games. Media should request players through UC Sports Communications during the fourth quarter. Media will be allowed to enter the field (for home games) late in the fourth quarter but will not be allowed to conduct interviews with UC football players on the field (home or away). Only the originating television and radio networks will be allowed to conduct interviews on the field.

There will be a 10-15 minute cooling off period between the end of the game and start of the postgame interview sessions. Coach Fickell will address the media in the designated interview area following home games. Players will be brought into the interview area as soon as possible.

Postgame availability on the road will be determined on gameday. Please see football contact Ryan Koslen for details.

AMERICAN ATHLETIC TELECONFERENCE

The American Athletic Conference will coordinate a weekly teleconference of the league's 12 head football coaches, beginning Monday, Aug. 28, and continuing each Monday through the 2017 season. Each coach will be available for 10 minutes. Media members who wish to access the teleconference should contact Chuck Sullivan at the American Athletic Conference for the phone number.

The call begins at 11 a.m. ET (10 a.m. CT), with the order of schools as follows:

EASTERN TIME	CENTRAL TIME	COACH
11 a.m.	10 a.m.	Ken Niumatalolo, Navy
11:10 a.m.	10:10 a.m.	Chad Morris, SMU
11:20 a.m.	10:20 a.m.	Randy Edsall, UConn
11:30 a.m.	10:30 a.m.	Scottie Montgomery, East Carolina
11:40 a.m.	10:40 a.m.	Philip Montgomery, Tulsa
11:50 a.m.	10:50 a.m.	Major Applewhite, Houston
Noon	11 a.m.	Luke Fickell, Cincinnati
12:10 p.m.	11:10 a.m.	Charlie Strong, USF
12:20 p.m.	11:20 a.m.	Geoff Collins, Temple
12:30 p.m.	11:30 a.m.	Mike Norvell, Memphis
12:40 p.m.	11:40 a.m.	Scott Frost, UCF
12:50 p.m.	11:50 a.m.	Willie Fritz, Tulane

For those who are not able to participate during the live teleconference, an archive of Monday's call will be available on the American Athletic Conference website at www.TheAmerican.org, normally within an hour of the call's completion.



2017 CINCINNATI FOOTBALL

MEDIA CALENDAR

Listed below is a tentative schedule of media opportunities entering the 2017 season. During a typical game week, Head Coach Luke Fickell will be available on the American Athletic Conference Coaches Call Monday, at his press conference on Tuesday and following practice on Wednesday if needed.

The preseason media schedule will be distributed prior to the start of training camp in late July. Weekly media availability schedules will be sent to the distribution list on Sunday. To be included on the list, please email Ryan Koslen at ryan.koslen@uc.edu.

Players will be available following practice on Tuesday and once conference play begins, at press conferences on Tuesday. Parties interested in joining the American Athletic Conference call each Monday should contact Chuck Sullivan in the conference office for the number and passcode. The sports information office will send out an updated media availability listing each week during the season.

Coaches and players are available outside of listed interview windows as time and schedule permits. Please contact Ryan Koslen in the Athletics Communicaitons office with any interview requests at 513-497-3132 or via email at ryan.koslen@uc.edu.

SUNDAY	MONDAY	TUESDAY	WEDNESDAY	THURSDAY	FRIDAY	SATURDAY	SUNDAY	MONDAY	TUESDAY	WEDNESDAY	THURSDAY	FRIDAY	SATURDAY
JULY 23	24	25	26 FIRST PRACTICE	27	28 PHOTO DAY	29	OCT. 1	2 AAC COACHES CALL	3 PRESS CONF. • PLAYERS	4	5 RADIO SHOW/8 P	6	7 GAME 6 vs. UCF *
30	31	AUG. 1	2	3	4	5 MOVE TO HIGHER GROUND	8	9 AAC COACHES CALL	10	11	12 RADIO SHOW/8 P	13	14
6	7	8	9	10	11	12	15	16 AAC COACHES CALL	17 PRESS CONF. • PLAYERS	18	19 RADIO SHOW/8 P	20	21 GAME 7 vs. SMU *
13	14	15	16	17	18	19 RETURN TO CAMPUS	22	23 AAC COACHES CALL	24 PRESS CONF. • PLAYERS	25	26 RADIO SHOW/8 P	27	28 GAME 8 @ USF *
20	21 CLASSES BEGIN	22	23	24	25	26	29	30 AAC COACHES CALL	31 PRESS CONF. • PLAYERS	NOV. 1	2 RADIO SHOW/8 P	3	4 GAME 9 @ TULANE *
27	28 AAC COACHES CALL	29 PRESS CONF. • PLAYERS	30 RADIO SHOW/8 P	31 GAME 1 vs. AUSTIN PEAY	SEPT. 1	2	5	6 AAC COACHES CALL	7 PRESS CONF. • PLAYERS RADIO SHOW/8 P	8 LEGION OF EXCELLENCE	9	10 GAME 10 vs. TEMPLE *	11
3	4 AAC COACHES CALL	5 PRESS CONF. • PLAYERS	6	7 RADIO SHOW/8 P	8	9 GAME 2 @ MICHIGAN	12	13 AAC COACHES CALL	14 PRESS CONF. • PLAYERS	15	16 RADIO SHOW/8 P	17	18 GAME 11 @ EAST CAROLINA *
10	11 AAC COACHES CALL	12 PRESS CONF. • PLAYERS	13 RADIO SHOW/8 P	14	15	16 GAME 3 @ MIAMI (OH)	19	20 AAC COACHES CALL	21 PRESS CONF. • PLAYERS RADIO SHOW/8 P	22	23	24	25 GAME 12 vs. UCONN *
17	18 AAC COACHES CALL	19 PRESS CONF. • PLAYERS	20	21 RADIO SHOW/8 P	22	23 GAME 4 @ NAVY *	26	27	28	29	30	DEC. 1	2 
SEPT. 24	25 AAC COACHES CALL	26 PRESS CONF. • PLAYERS	27	28 RADIO SHOW/8 P	29	30 GAME 5 vs. MARSHALL							

RADIO

University of Cincinnati fans have had no trouble tracking the Bearcats due to their radio network.

700 WLW begins its 24th season as the Bearcats' broadcast partner. The station's 50,000-watt signal can project UC games to 38 states and a third of Canada, and worldwide via iheart.com, making it possible for UC football fans to hear every game.

Through its partnership with IMG College, UC games are picked up weekly by SiriusXM and online via TuneIn.com. Check GoBEARCATS.com, SiriusXM.com or TuneIn.com weekly to find out the channel for a UC game.

WLW augments the broadcast coverage with pregame and postgame programming. Additionally, head coach Luke Fickell is featured on an hour-long show each week from the original Montgomery Inn, allowing Cincinnati fans to meet the coach and ask their questions up close and personal while enjoying the world's greatest ribs.

ON-AIR TALENT



Dan Hoard

DAN HOARD – Play-by-Play

Dan Hoard is in his 17th season as the Voice of the Bearcats, handling the play-by-play duties for the football and men's basketball teams. Hoard, also the radio announcer for the Cincinnati Bengals, first served as UC's over-the-air voice in 1996 and handled the play-by-play on the local television telecasts from 1996-2000. He took over the radio play-by-play duties in 2000.



Jim Kelly, Jr.

JIM KELLY, JR. – Color Analyst

Jim Kelly, a standout receiver for the Bearcats in the mid-1970's, returns for his 26th season as an analyst. Jim is the son of the late Jim Kelly, Sr., who was associated with UC for over 40 years as an athlete, assistant coach, and administrator. Kelly, Jr. followed in his father's footsteps as an athlete and started three seasons as a wide receiver for UC in the mid-1970's.



Tony Pike

TONY PIKE – Sideline Reporter

Former UC signal-caller Tony Pike joined the radio team in 2015 as the Bearcats' sideline reporter. Pike, a standout QB who helped lead UC to the 2009 Orange Bowl and 2010 Sugar Bowl had a brief NFL career cut short due to an elbow injury. The Cincinnati native is now the general manager of Beacon Elite Sports Training in Sharonville.



Mo Egger

MO EGGER – Host and Engineer

Mo Egger is the host, producer, and engineer on UC broadcasts. He is the morning sports anchor on 700 WLW, and hosts afternoons on ESPN 1530 and late nights and weekends on national ESPN Radio shows. A New Jersey native and a graduate of the University of Dayton, he has been with Clear Channel since 1997 and has worked on UC broadcasts since 2001.

TELEVISION

When it comes to television, the University of Cincinnati has one of the most extensive television packages in the country as its partners cover not only the state of Ohio, but the nation.

The 2017 football season will be the fourth under the American Athletic Conference's comprehensive television partnerships with ESPN and CBS Sports.

The new arrangements began with the 2013-14 basketball season and will be in place through the 2019-20 academic year. The contracts provide for unprecedented exposure on two of the industry leaders in sports television.

In football, the contract calls for all conference-controlled games — which encompasses all conference games and home non-conference games — to be televised. Nearly 90 percent of those games will be carried on either national broadcast or national cable platforms.

In addition to contracted games on ABC, ESPN, ESPN2, ESPNU and ESPNNews, American Athletic Conference teams will regularly appear on CBS Sports Network through a sub-licensing agreement with ESPN.

Additional non-conference games will be available on Watch ESPN and the ESPN app — ESPN's live multi-screen sports network, giving fans an online destination that delivers thousands of global sports events annually. It is accessible online at WatchESPN.com, on smartphones and tablets via the ESPN app and streamed on televisions through Amazon Fire TV and Fire TV Stick, Apple TV, Chromecast, Roku, Xbox 360 and Xbox One. The network is currently available to more than 99 million homes at no additional cost to fans who receive their high-speed Internet connection or video subscription from an affiliated service provider. The network is also available at no cost to approximately 21 million U.S. college students and U.S.-based military personnel via computers, smartphones and tablets connected to on-campus educational and on-base military broadband and Wi-Fi networks. ESPN, Inc., is the world's leading multinational, multimedia sports entertainment company featuring a portfolio of more than 50 multimedia sports assets. The company is comprised of eight U.S. 24-hour television networks and five HD simulcast services. Based in Bristol, Connecticut, ESPN is 80-percent owned by ABC, Inc., which is an indirect subsidiary of The Walt Disney Company. The Hearst Corporation holds a 20 percent interest in ESPN.

CBS Sports Network is available to 100 million homes and may be seen on a digital basic cable package in all American Athletic Conference markets. Talent for The American's weekly game on CBS Sports Network includes Dave Ryan on play-by-play, Corey Chavous as the analyst and Melanie Collins as the reporter.

GOBEARCATS.COM

Through a new partnership with SIDEARM Sports, GoBEARCATS.com was relaunched in July 2017 and features a fresh, updated look along with a best in class web experience for recruits, fans and donors alike. The responsive layout and design scales to fit the user device on desktop, tablet and mobile so fans will be able to access information easily on the go. The new website includes larger photos and easier navigation between pages, including consolidated information so fans can find the schedules, social content, photo galleries and video content for all Bearcats sports.

BROADCAST PARTNERS



2017 CINCINNATI FOOTBALL

AMERICAN ATHLETIC CONFERENCE



The American Athletic Conference consists of 13 prestigious institutions: the University of Central Florida, the University of Cincinnati, East Carolina University, the University of Connecticut, the University of Houston, the University of Memphis, the U.S. Naval Academy (in football only), the University of South Florida, Southern Methodist University, Temple University, Tulane University, the University of Tulsa, and Wichita State University (as of July 1, 2017).

Under the leadership of commissioner Mike Aresco, the American Athletic Conference has written an impressive list of accomplishments, both in the competitive arena and the classroom. The American has taken its place at the forefront of intercollegiate athletics, with a collection of national team and individual championships and football and men's and women's basketball postseason victories that place The American among the elite Division I FBS conferences.

The league has produced four NCAA championship teams – UConn men's basketball in 2014 and UConn women's basketball in 2014, 2015 and 2016 – in addition to two New Year's Six bowl champions, five NCAA individual championships, and one Rhodes Scholar. Additionally, American Athletic Conference teams have advanced to the College World Series, reached the semifinal and final rounds of the NIT, qualified for the match play round of the NCAA Men's Golf Championship and registered top-10 finishes at the NCAA Cross Country and Outdoor Track and Field championships.

The American Athletic Conference was one of six finalists for the 2016 Sports Business Journal Sports League of the Year award, along with Major League Baseball, Major League Soccer, NASCAR, the National Basketball Association and the PGA Tour.

In football, Temple and Navy were ranked in the final College Football Playoff poll of the 2016 season, marking the second straight season that The American finished with at least two ranked teams. Seven teams from The American played in bowl games, while three teams [USF, Temple, Tulsa] finished with at least 10 wins.

The American has had a combined 15 teams play in bowl games in the last two seasons, highlighted by Houston's win against Florida State in the 2015-16 Chick-fil-A Peach Bowl. Houston's finish at No. 8 nationally in 2015 gave The American a top-10 team in the final national polls for the second time in three seasons after UCF finished No. 10 in the 2013 rankings after the Knights' Fiesta Bowl win against Baylor. Additionally, Memphis, Navy, USF and Temple have all finished in the top 25 of either the CFP, Associated Press or USA Today polls as members of The American.

Individual teams in The American have enjoyed unprecedented success since the conference's formation. Houston went 13-1 in the 2015 football season, setting a school record for wins, while Navy won a program-record 11 games in its first season in the conference, also in 2015. The 2014 season saw Memphis finish with 10 wins in football for the first time since 1938, while Temple enjoyed its first 10-win season in 2015.

Beyond the gridiron, The American sent four teams to the 2016 NCAA Men's Basketball Championship, and the league had the best men's basketball postseason record of any conference in 2014. Since the conference's formation in 2013-14, teams from The American have registered top-10 national rankings in football, men's basketball, women's basketball, baseball, men's soccer, men's golf, and men's track and field. Student-athletes from The American won three NCAA individual titles in track and field in 2016-17 as Cincinnati's Annette Echikunwoke won the indoor weight throw, Tulsa's Marc Scott won the outdoor 10,000-meter title, and Houston won the crown in the outdoor 4x100-meter relay.

Under The American's banner, SMU advanced to the NCAA Men's Basketball Championship for the first time since 1993. The UConn women's basketball team won its NCAA-record ninth, 10th and 11th national championships and broke its own NCAA record with a 111-game winning streak that spanned three seasons. UCF, East Carolina and Houston have all achieved top-10 rankings in baseball in the past three years. Tulsa placed sixth at the 2016 NCAA Men's Cross Country Championship, while USF finished the 2014-15 season at No. 8 in the final men's golf national ranking.

American Athletic Conference student-athletes have distinguished themselves in all facets of intercollegiate athletics. Temple linebacker Tyler Matakevich won the Bednarik Award and the Nagurski Trophy as the nation's top defensive player in 2015, while Navy quarterback Keenan Reynolds finished fifth in the Heisman Trophy voting. UConn basketball standout Breanna Stewart finished her career as the most decorated player in college basketball history as she was chosen as the consensus national player of the year for the third time and became the first player to be named four times as the Most Outstanding Player at the Final Four. Reynolds and Stewart were selected as the winners of the 2016 AAU James E. Sullivan Award as the nation's top amateur athletes, marking only the second time in the 86-year history of the award that multiple winners were chosen.

Additionally, SMU's Avery Ackers was chosen as the Division I women's volleyball Academic All-America of the Year in 2015, while Navy offensive guard E.K. Binns and East Carolina wide receiver Zay Jones have both been named as finalists for the 2016 Campbell Trophy, which is presented by the National Football Foundation to the top scholar-athlete in college football. Tulsa cross country standout Kirk Smith was chosen as a Rhodes Scholar in the fall of 2016, while two student-athletes from The American earned NCAA Postgraduate Scholarships in the conference's first three years.

American Athletic Conference alumni have made their mark in professional sports as well. UCF quarterback Blake Bortles was selected by the Jacksonville Jaguars with the No. 3 pick in the 2014

NFL Draft. More recently, a number of American Athletic Conference athletes have been selected in the first round of the professional entry drafts in football, basketball, baseball and soccer. The American has had two first-round picks in football in each of three of the last four seasons, while the conference produced four first-round picks, including the top three selections, in the 2016 WNBA Draft.

The American Athletic Conference holds media rights partnerships with ESPN and CBS Sports which provide the conference with outstanding national exposure on the two industry leaders in sports television. The football portion of the contract calls for nearly 90 percent of conference-controlled games on national broadcast or national cable platforms. The first two American Athletic Conference Football Championships were televised by ABC as part of Championship



Saturday.

In men's basketball, the television deal calls for all conference-controlled games to be televised, with more than 63 percent slotted for national broadcast or national cable – a minimum of 107 games. The entire postseason tournament is televised, including the championship game, which is on ABC or ESPN. Sixty percent of the American's women's basketball games are carried on national cable, regional sports networks or ESPN3, while the conference has a multi-year agreement with CBS Sports Network for coverage of select baseball games.

American Athletic Conference teams have access to the pinnacle of college football's postseason structure. An American representative would be chosen for the College Football Playoff semifinals if it is among the top four teams in the CFP selection committee's final ranking. Otherwise, the league would place its champion in a New Year's Bowl if it is ranked higher than the champions of Conference USA, the Mid-American Conference, the Mountain West Conference and the Sun Belt Conference.

Additionally, The American holds primary or secondary partnerships with 12 bowls for the current six-year cycle, ensuring multiple annual matchups against the nation's top conferences and providing desirable postseason destinations to member institutions and their fans.

The American Athletic Conference serves its membership from a state-of-the-art office located in Providence, R.I. The location of the conference headquarters – just steps from the city's Amtrak station and 10 minutes from T.F. Green International Airport – gives the conference easy access to its member schools. The conference headquarters also serves as the home of the American Digital Network, which provides live coverage of all 21 conference championships.

SATURDAY, AUGUST 26

USF at San Jose State [7:30 p.m., CBSSN]

THURSDAY, AUGUST 31

Austin Peay at Cincinnati [7 p.m., ESPN3]
 Holy Cross at UConn [7:30 p.m., SNY]
 Tulsa at Oklahoma State [7:30 p.m., FS1]
 Louisiana-Monroe at Memphis [8 p.m., CBSSN]

FRIDAY, SEPTEMBER 1

Navy at Florida Atlantic [8 p.m., ESPN2]

SATURDAY, SEPTEMBER 2

Temple at Notre Dame [3:30 p.m., NBC]
 Stony Brook at USF [4 p.m., ESPN3]
 James Madison at East Carolina [6 p.m., ESPN3]
 Stephen F. Austin at SMU [7 p.m., ESPN3]
 Grambling State at Tulane [8 p.m., ESPN3]
 Florida International at UCF
 Houston at UTSA

SATURDAY, SEPTEMBER 9

Cincinnati at Michigan [Noon, ABC/ESPN]
 USF at UConn * [Noon, ESPNNews]
 East Carolina at West Virginia [Noon, FS2]
 Tulane at Navy * [3:30 p.m., CBSSN]
 Villanova at Temple [3:30 p.m., ESPN3]
 Louisiana at Tulsa [4 p.m., ESPN3]
 North Texas at SMU [7 p.m., ESPN3]
 Memphis at UCF * [8 p.m., ESPNNews]
 Houston at Arizona [10:30 p.m., ESPN/ESPN2/ESPN3]

FRIDAY, SEPTEMBER 15

Illinois at USF [7 p.m., ESPN]
 Massachusetts at Temple [7 p.m., ESPN2]

SATURDAY, SEPTEMBER 16

UConn at Virginia [Noon, ESPN2]
 UCLA at Memphis [Noon, ABC/ESPN2]
 Virginia Tech at East Carolina [3:30 p.m., CBSSN]
 SMU at TCU [3:30 p.m., ESPN2]
 Tulane at Oklahoma [6 p.m., Fox Sports Oklahoma]
 Tulsa at Toledo [7 p.m., ESPN3]
 Georgia Tech at UCF [7:30 p.m., ESPNNews]
 Rice at Houston [8 p.m., ESPN3]
 Cincinnati at Miami [Ohio] [8 p.m., WXIX]

THURSDAY, SEPTEMBER 21

Temple at USF * [7:30/8 p.m., ESPN]

SATURDAY, SEPTEMBER 23

Cincinnati at Navy * [3:30 p.m., CBSSN]
 Arkansas State at SMU [7 p.m., ESPN3]
 UCF at Maryland
 Texas Tech at Houston
 Southern Illinois at Memphis
 Army at Tulane
 New Mexico at Tulsa

SATURDAY, SEPTEMBER 30

Maine at UCF [6:30 p.m., ESPN3]
 Marshall at Cincinnati
 UConn at SMU *
 USF at East Carolina *
 Houston at Temple *
 Memphis at Georgia State
 Navy at Tulsa *

FRIDAY, OCTOBER 6

Memphis at UConn * [7 p.m., ESPN]
 Saturday, October 7
 Air Force at Navy [3:30 p.m., CBSSN]
 UCF at Cincinnati *
 Temple at East Carolina *
 SMU at Houston *
 Tulsa at Tulane *

SATURDAY, OCTOBER 14

East Carolina at UCF *
 UConn at Temple *
 Massachusetts at USF
 Houston at Tulsa *
 Navy at Memphis *
 Tulane at Florida International

THURSDAY, OCTOBER 19

Memphis at Houston * [8 p.m., ESPN]

SATURDAY, OCTOBER 21

Temple at Army [Noon, CBSSN]
 UCF at Navy * [3:30 p.m., CBSSN]
 SMU at Cincinnati *
 Tulsa at UConn *
 Brigham Young at East Carolina
 USF at Tulane *

FRIDAY, OCTOBER 27

Tulane at Memphis * [8 p.m., CBSSN]
 Tulsa at SMU * [9 p.m., ESPN2]

SATURDAY, OCTOBER 28

Cincinnati at USF *
 Missouri at UConn
 East Carolina at Houston *

THURSDAY, NOVEMBER 2

Navy at Temple * [7:30/8 p.m., ESPN]

FRIDAY, NOVEMBER 3

Memphis at Tulsa * [8 p.m., ESPN2]

SATURDAY, NOVEMBER 4

UCF at SMU *
 Cincinnati at Tulane *
 East Carolina at UConn *
 Houston at USF *

FRIDAY, NOVEMBER 10

Temple at Cincinnati * [7 p.m., ESPN2]

SATURDAY, NOVEMBER 11

SMU at Navy * [3:30 p.m., CBSSN]
 UConn at UCF *
 Tulane at East Carolina *

THURSDAY, NOVEMBER 16

Tulsa at USF [7:30/8 p.m., ESPN] *

SATURDAY, NOVEMBER 18

Navy at Notre Dame [3:30 p.m., NBC]
 UCF at Temple *
 Cincinnati at East Carolina *
 UConn vs. Boston College 1
 Houston at Tulane *
 SMU at Memphis *

FRIDAY, NOVEMBER 24

USF at UCF * [ABC/ESPN Network]
 Navy at Houston * [ABC/ESPN Network]

SATURDAY, NOVEMBER 25

UConn at Cincinnati *
 East Carolina at Memphis *
 Temple at Tulsa *
 Tulane at SMU *

SATURDAY, DECEMBER 2

American Athletic Conference Championship [ABC/ESPN]

SATURDAY, DECEMBER 9

Navy vs. Army 2 [3 p.m., CBS]

* American Athletic Conference game
 1 Fenway Park, Boston, Mass.
 2 Lincoln Financial Field, Philadelphia, Pa.

All times Eastern; all dates and times subject to change.
 Additional television listings will be announced as they become available

BOWL PARTNERSHIPS

The American Athletic Conference has the following bowl partnerships in place for the 2017 season:

**AUTONATION CURE BOWL (VS. SUN BELT)**

Saturday, Dec. 16, 2:30 p.m. [CBS Sports Network]

**BOCA RATON BOWL (VS. CONFERENCE USA)**

Tuesday, Dec. 19, 7 p.m. [ESPN]

**FRISCO BOWL (VS. TBD)**

Wednesday, Dec. 20 8 p.m. [ESPN]

**ST. PETERSBURG BOWL (VS. CONFERENCE USA)**

Thursday, Dec. 21, 8 p.m. [ESPN]

**BIRMINGHAM BOWL (VS. SEC)**

Saturday, Dec. 23, noon [ESPN]

**HAWAII BOWL (VS. MOUNTAIN WEST)**

Sunday, Dec. 24, 8:30 p.m. [ESPN]

**MILITARY BOWL PRESENTED BY NORTHROP GRUMMAN (VS. ACC)**

Thursday, Dec. 28, 1:30 p.m. [ESPN]

#AMERICANPOW6R

If the American Athletic Conference champion is the highest-ranked team among the champions of Conference USA, the Mid-American Conference, the Mountain West and the Sun Belt, it would play in one of the following New Year's Bowls:

**GOODYEAR COTTON BOWL CLASSIC**

Friday, Dec. 29, 8:30 p.m. [ESPN]

**PLAYSTATION FIESTA BOWL**

Saturday, Dec. 30, 4 p.m. [ESPN]

**CHICK-FIL-A PEACH BOWL**

Monday, Jan. 1, 12:30 p.m. [ESPN]

PRESEASON NOTEBOOK

// NEW MAN IN CHARGE

- Luke Fickell takes over as Cincinnati's head coach in 2017. Fickell had served as the defensive coordinator at Ohio State from 2005-16, with the exception of the 2011 season, when he was the Buckeyes' head coach. Fickell, a native of Columbus, Ohio, has spent his entire coaching career in the state of Ohio.

// A BRIEF LOOK BACK

- Cincinnati won three of its first four games in 2016, but managed one win in the final eight games as the Bearcats missed the postseason for the first time since 2010.
- A big reason for the late-season skid was a lack of points from the offense. UC totaled 13 points in three games, 14 quarters or 205:08 of game action, spanning BYU-UCF-Memphis and was held under 10 points four times in 2016.

// LOOKING AHEAD

OFFENSE

- Cincinnati had three players start at quarterback during the 2016 season. QB Hayden Moore, who started seven games, is the most experienced of the signal-callers.
- RB Mike Boone saw his 2016 season cut short due to a foot injury. Boone rushed for 749 yards and seven touchdowns in 2015, but was limited to nine games last year.
- The Bearcats return two of their top three receivers from last season as WR Devin Gray (860 yards, five TDs) and WR Khalil Lewis (605 yards, 5 TDs) are back.
- OT Korey Cunningham, who started every game last season anchors the offensive line.

DEFENSE

- Cincinnati loses its top three tackles leaders from last season.
- The Bearcats will feature an experience secondary that includes returning starters in CB Grant Coleman, S Tyrell Gilbert and S Carter Jacobs. Gilbert had three interceptions last year.
- Cincinnati will replace all three starting linebackers from last year, including Eric Wilson, who led The American with 129 tackles.
- DT Cortez Broughton earned second-team all-conference honors as a sophomore after he registered 2.5 sacks and 5.0 tackles for loss on the interior line.

SPECIAL TEAMS

- K Andrew Gantz, a two-time all-conference selection, was limited to two games last season due to a leg injury, but returns as one of The American's top placekickers.
- K Josh Pasley hit five kicks in the 2017 spring game, including a 52 yarder just before halftime.
- The Bearcats will go with a new punter in 2017 with true freshman James Smith, an Australian with a big leg, getting the first look.

// UNDER CENTER

- Moore was tabbed as the leader in the QB competition coming out of spring football, but a battle with sophomore Ross Trail and redshirt freshman Jake Sopko will play itself out through training camp.
- Moore has 10 career starts under his belt and threw for 11 TDs a year ago, including a 371-yard performance in the season finale at Tulsa with TD throws of 38, 82 and 70

yards. He also had a 29-yard TD reception on a throwback pass.

- Trail made two starts in 2016, rushing for two TDs and throwing another.
- Sopko has yet to take a collegiate snap after redshirting in 2016.

// QUITE A TRANSFORMATION

- LT Korey Cunningham has come a long way since his arrival in Cincinnati.
- When the 6-6, 318 lb senior arrived from Montealto, Alabama, he was a 225 lb tight end.
- In 2016, the 12-game starter was on the field for 831 of UC's 850 offensive plays.

// WHO'S NEXT?

- The unsung heroes of a college football team make up the scout team. Complied of mostly walk-ons and players who are redshirting, the offensive and defensive scout teams are responsible for giving the first team a first-hand look at what they will face in an upcoming game, giving the look of the opponent's offense and defense.
- It also gives fans and coaches a peek at who the team's future stars will be.
- In 2016, LB Joel Dublanko was a unanimous choice for the defensive scout team player of the year while RB Gerrid Doaks and TE Bruno Labelle shared the offensive honor.

// LEWIS RETURNS AT RECEIVER

- Kahlil Lewis finished the campaign with 48 receptions for 605 yards and five touchdowns.
- The speedster also was a threat out of the backfield, setting a career high with his 79-yard run on a jet sweep at Purdue.
- Lewis finished with five or more receptions on five occasions and had his first career TD in the season opener against UT Martin.
- He had a career game against East Carolina, hauling in 11 passes for 150 yards and three TDs.
- Lewis also returned six kickoffs, averaging 16.3 yards per return with a season long 24-yard effort against BYU.

// GRAY LOOKS TO BUILD ON SOLID JUNIOR CAMPAIGN

- Wide Receiver Devin Gray burst onto the UC scene in 2016, becoming the first UC wideout in 129 years to tally 100 or more receiving yards in his Bearcats debut.
- He hauled in a team-high 58 receptions for 860 yards and five TDs, averaging 14.8 yards per catch.
- Gray led the squad in receiving in five games, breaking the 100-yard mark on three occasions.
- He opened the year with five catches for 111 yards against UT Martin, tallied seven receptions for 105 yards against BYU and closed out the campaign with a career best 143 yards receiving on five catches at Tulsa.
- Gray found the end zone five times, twice in the first half at Temple, setting a career mark.
- The 82-yard TD ball from QB Hayden Moore to Gray at Tulsa was UC's longest play from scrimmage in 2016.

// BROUGHTON LEADS THE DEFENSIVE FRONT

- Second-Team All-AAC honoree Cortez Broughton started all 12 games for the Bearcats and was a disruptive force up the middle. He finished the season with 42 tackles,

including a season-high five stops against USF.

- He added five tackles for a loss, two-and-a-half sacks, a pair of pass break ups and his first career interception, against Miami [Ohio] as UC won the Victory Bell for the 11th straight year. He helped lead a defensive front that improved 15 spots in the NCAA FBS rush defense rankings, 16 spots in scoring defense, 58 spots in team tackles for loss and 24 spots in sacks.

// MOUHON COMES INTO HIS OWN

- DE Kevin Mouhon had a breakout year, ranking fifth on the squad with 50 tackles. He was among the leaders in the American all season long with his team-high 9.5 tackles for a loss.
- He added a QB sack, three QB hurries, a pair of passes defended and a forced fumble.
- He hit a career mark with seven stops against BYU, three of his four tackles against USF were TFLs and he had five games totaling five or more tackles.

// CLEVER HEADLINE GOES HERE

- In the season finale at Tulsa, UC played its first overtime game since a 2013 overtime loss to Louisville and its 13th extra time contest overall.
- UC is 6-7 all time in OT games, 3-5 in games that go one OT, 3-5 on the road and 3-6 in conference OT games.
- UC finished the season with a losing record and will miss a bowl game for the first time since 2010.
- UC ended the season on a five-game losing streak and dropped seven of their final eight games. Seven of the team's eight losses came in conference play.

// ONE-MAN SHOW

- WR Thomas Geddis had a breakout game in the 2016 finale at Tulsa.
- Geddis caught a 38-yard TD reception to put UC on the board with 8:31 in the first quarter. It was his first career TD reception and a career-long catch. The true freshman entered the game with one reception for 14 yards.
- Geddis had two catches for a career best 86 yards and TD in the first half and finished with his first career 100-yard game, hauling in three balls for 104 yards and TD.

// STRONG FINISH TO 2016 FOR COPELAND

- DT Marquise Copeland had eight tackles in the season finale at Tulsa and tallied 39 of his 59 tackles in the final six games of the 2016 season.

// YOU GIVETH, WE TAKETH

- UC had three takeaways in the season finale at Tulsa, a fumble recovery and two interceptions.
- UC finished 2016 with 24 takeaways [17 INT/7 FR] and 21 sacks after forcing only 14 takeaways [9 INT/5 FR] and 13 sacks during the 2015 season.
- UC forced at least one turnover in 10 of 12 games and finished 57th in the FBS turnover margin rankings, a 67-place jump over 2015 when the Bearcats were one of the worst teams in the FBS [124].
- UC tied for 20th in the FBS in turnovers gained.

// HE'S SHIFTY

- Despite being limited to nine game due to injury in 2016, RB Mike Boone still showed the explosive nature that makes him a threat every time he touches the ball.
- Boone had a season- and career-long 60-yard kickoff return in the first quarter at Temple, setting the Bearcats up inside the Owls 30.
- It was UC's longest kickoff return since Ralph David Abernathy IV had a 90-yard runback for a TD in the 2011 Auto-Zone Liberty Bowl.
- He made his first career start against East Carolina, rushing 14 times for a season-best 88 yards.
- He has averaged almost six yards a carry [5.8] for his career and 61.6 yards per game along with 20 TDs.

// TRIVIA QUESTION

- Can you name the only non-quarterback on the roster with a career TD pass?
- If you guessed TE Tyler Cogswell, you're correct.
- Cogswell, a former HS QB, completed a 29-yard throwback pass to Moore in the first quarter of the 2016 finale at Tulsa.
- It was the first career pass and passing TD for Cogswell and the first career reception and receiving TD for Moore.
- The last time a non-QB threw a TD was RB Tion Green completing a 1-yard TD pass to DJ Dowdy at BYU in 2015.

// SOMETHING TO BUILD ON

- WR Jerron Rollins caught a 70-yard TD pass from QB Hayden Moore in the third quarter at Tulsa, his first career TD.
- Rollins had caught four balls this season for 15 yards entering the game. He had three catches for 84 yards.

// GETTING EXPLOSIVE

- One of the biggest differences from 2015's record-setting offense to the 2016 team is explosive plays.
- UC had 115 plays of 20 or more yards in 2015, with 18 going for TDs. In 2016, UC had 62 explosive plays and eight Touchdowns.
- The list below lists plays/TDs for each type in both 2015 and 2016.

LONG PLAYS BY TYPE	2015	2016
Rushing	19/2	5/1
Passing	69/16	36/8
Punt returns	2/0	1/0
Kick returns	24/0	13/0
Interceptions	1/0	6/1
Fumble returns	0/0	1/0
Other	0/0	0/0
TOTAL	115/18	62/10

// GANTZ COMING OFF THE SHELF

- K Andrew Gantz missed most of the 2016 season due to a torn muscle in his hip.
- Gantz was limited to two games, making both field goals he attempted as well as going 6-for-6 on PATs.
- He is only the second placekicker in school history to tally a pair of 100-plus point scoring seasons and the first to do it in consecutive seasons [2014 & 15].
- Gantz totaled a school-record 112 points by kicking a year ago and 100 points in 2014. Former Groza Award winner Jonathan Ruffin tallied 104 points in 2000 and 101 points in 2002.

// BREAKING A LONG STREAK

- With a 38-20 win at Purdue in 2016, UC registered its first road win against a current Big Ten opponent in 59 years.
- UC's last road win against the B1G came on Nov. 9, 1957 when the Bearcats shutout Indiana, 21-0, in Bloomington.

// FROM HOCKEY SKATES TO FOOTBALL CLEATS

- OL Morgan James does not have the traditional background of a college football player.
- He did not play in high school and spent time after graduation playing hockey in the Southern Professional Hockey League. The big man was an enforcer on ice.
- His first exposure to playing football occurred when he joined the Bearcats during training camp in the fall of 2015.

// HIGH RANKING

- Since 2007, UC has been one of the winningest teams in the NCAA FBS, taking 66.7 percent of its games and ranking in the top-25 in this category.

TEAM	RECORD	WIN %
Alabama	119-19	86.2
Ohio State	111-21	84.1
Boise State	110-22	83.3
Oklahoma	104-29	78.2
Oregon	102-30	77.3
LSU	98-32	75.4
Florida State	101-33	75.4
Clemson	102-34	75.0
TCU	95-34	73.6
Wisconsin	97-37	72.4
USC	94-37	71.8
Oklahoma State	93-37	71.5
Stanford	93-38	71.0
Georgia	93-39	70.5
BYU	91-39	70.0
Florida	91-40	69.5
Utah	88-40	68.8
Michigan State	90-42	68.2
Virginia Tech	92-43	68.2
Penn State	87-42	67.4
Cincinnati	86-43	66.7

// ROPE THIS

- One of the more unique biographical notes from media guide comes from LB Jaylyn Minor, who hails from Texas.
- Minor is involved in the rodeo, taking part in calf roping and steer wrestling.

// THE FRENCH CANADIAN CONNECTION

- TE Bruno Labelle, a native of Quebec, Canada, had a dream of playing NCAA FBS football since he was young.
- Discovered by the Bearcats during a summer prospect camp on campus, Labelle earned a scholarship offer and enrolled at UC in January 2016, going through spring ball.
- The redshirt freshman calls football as his third language as he's fluent in both English and his native French.

// MEDARIS ELIGIBLE THIS FALL

- WR Rashad Medaris is eligible this fall after sitting out 2016 following a transfer from Western Illinois.
- Medaris is the brother of former UC standout WR Anthony McClung and was a Class 6A All-State Selection out of Pike

HS in 2014. Medaris had 88 receptions for 1,218 yards and 12 TDs during his two year HS career.

// TROUT NETS A LANDING SPOT AT UC

- OL Kyle Trout will be eligible to play this fall as a graduate transfer from Ohio State.
- Trout earned his degree in family resource management from OSU in three years and is a junior with two years left.
- Trout played in nine games for the Buckeyes in 2016, seeing action in eight straight to end the season, including the College Football Playoff game against Clemson.
- The Lancaster, Ohio native was a four-star recruit out of high school.

// A LEGEND RETURNS HOME

- RB coach Gino Guidugli, a member of UC's James P. Kelly Sr. Athletics Hall of Fame and a charter member of Nippert Stadium's Ring of Honor, returned to his alma mater after spending six seasons at Central Michigan.
- Guidugli was named CMU's offensive coordinator and quarterbacks coach following the 2016 campaign after previously serving as the running backs coach and recruiting coordinator.
- Prior to joining the coaching ranks, Guidugli played professionally in the Arena and Canadian Football Leagues.
- He still holds seven UC school records and is the only signal-caller in school history to throw for 3,500 or more yards in a season and had 14 career 300-yard passing games.

// FORMER BEARCATS DOT THE FOOTBALL STAFF

- Guidugli is not the only former Bearcat on the coaching staff. Joker Phillips [WR] and Ron Crook [OL] had previous stints on the coaching staff while Austin Bujnoch [offensive GA], Adam Dempsey [defensive intern] and Doug Rosfeld [director of player development] all played for the Red & Black.

// HIGH TECH EQUIPMENT

- Cincinnati is one of a handful of teams to wear the Russell Athletic CarbonTek shoulder pad system. The pads are a collaboration between Russell Athletic and Boeing that uses excess carbon fiber from 787s.

// PROTECT THIS HOUSE

- UC announced a long-term partnership with Under Armour, naming the global performance brand as the its official outfitter starting July 1, 2015.
- As part of the multi-year agreement, Under Armour will exclusively design and supply the footwear, apparel and equipment for training and gameday uniforms for each of UC's 19 men's and women's varsity athletic teams beginning in the 2015-16 season.

// TAKE ME TO HIGHER GROUND

- For the past 18 years, the UC football has called the Higher Ground Conference and Retreat Center in West Harrison, Ind., its preseason training home.
- The 280-acre facility is located about 30 miles from campus and has served as the Bearcats training camp location since the lead up to the 1999 season.
- Among many amenities, Higher Ground features a pair of 100-yard turf practice fields, ample living and meeting spaces and no distractions from football.



2017 CINCINNATI FOOTBALL

NUMERICAL ROSTER

NO.	NAME	POS	HT	WT	CL	EX	HOMETOWN/HIGH SCHOOL/LAST SCHOOL
1	Kahlil Lewis	WR	6-0	195	Jr.	2L	Miami, Fla./Mirimar
2	Tyrell Gilbert *	S	6-1	205	Jr.	2L	Cincinnati, Ohio/Princeton
+ 3	Christian Angulo *	CB	6-2	194	So.	SQ	Tampa, Fla./East Bay
+ 3	Michael Warren II	RB	5-10	212	Fr.	HS	Toledo, Ohio/Central Catholic
4	Malik Clements	S	6-0	210	Jr.	2L	Danville, Va./George Washington
5	Mike Boone	RB	5-10	205	Sr.	3L	Maccleddy, Fla./Baker County
6	Perry Young	DB	5-11	215	So.	1L	Birmingham, Ala./Spain Park
7	Javan Hawes	WR	6-0	192	Fr.	HS	Atlanta, Ga./Sandy Creek
+ 8	Hayden Moore *	QB	6-3	215	Jr.	2L	Clay, Ala./Clay-Chalkville
+ 8	Jarell White	LB	5-10	208	Fr.	HS	Cincinnati, Ohio/LaSalle
+ 9	Desmond Ridder	QB	6-4	205	Fr.	HS	Louisville, Ky./St. Xavier
+ 9	Linden Stephens	CB	6-0	193	Sr.	3L	Euclid, Ohio/Euclid/Fork Union Military
+ 10	Jake Sopko *	QB	6-3	215	Fr.	RS	Avon, Ohio/Avon
11	Davin Pierce	DB	6-2	193	Sr.	1L	Orlando, Fla./Dr. Phillips/Blinn College
12	Ross Trail *	QB	6-3	225	So.	1L	Wynne, Ark./Wynne
+ 13	Grant Coleman *	CB	6-0	192	Sr.	3L	Columbus, Ohio/Reynoldsburg
14	JJ Pinckney * ^	WR	6-3	210	Jr.	1L	Sylvania, Ohio/Southview
15	Rashaad Stewart	CB	6-0	180	Fr.	HS	Clearwater, Fla./Central Catholic
+ 16	Derrick Forrest	S	6-0	185	Fr.	HS	Columbus, Ohio/Walnut Ridge
+ 16	Andrew Gantz *	K	5-9	185	Jr.	2L	Dayton, Ohio/Centerville
17	RJ Potts	LB	6-3	223	Fr.	HS	Indianapolis, Ind./Fishers
+ 18	Tyler Cogswell *	TE	6-5	248	Sr.	2L	Coral Springs, Fla./American Heritage
+ 18	Josiah Robey ^	CB	5-10	170	Fr.	HS	Franklin, Ky./Franklin-Simpson
+ 19	Tyrin Summers *	WR	5-9	183	Fr.	RS	Clewiston, Fla./Clewiston
+ 19	Ethan Tucky ^	DE	6-1	235	Fr.	TR	Delaware, Ohio/RB Hayes/Boston College
20	Carter Jacobs	S	6-1	205	Sr.	3L	Fort Lauderdale, Fla./American Heritage
+ 21	Devin Gray	WR	6-1	192	Sr.	1L	Reno, Nev./Reed/Sierra College
+ 21	Marquese Taylor	CB	5-11	180	Fr.	HS	Atlanta, Ga./Lovejoy
+ 22	Jaelen Greene	RB	5-11	202	Fr.	HS	Atlanta, Ga./Sandy Creek
+ 22	Collin Widecan * ^	S	5-10	185	Fr.	RS	Cincinnati, Ohio/Mariemont
23	Gerrid Doaks *	RB	6-0	222	Fr.	RS	Indianapolis, Ind./Lawrence Central
+ 24	Taylor Boose *	RB	6-0	207	So.	1L	Clifton, Va./Centreville
+ 24	Noah Hamlin	CB	6-0	170	Fr.	HS	Pittsburgh, Pa./Clairton
+ 25	Coby Bryant	S	6-1	185	Fr.	HS	Cleveland, Ohio/Glenville
+ 25	Casey Kirk ^	WR	5-10	188	Fr.	HS	Dublin, Ohio/Coffman
26	Jerron Rollins	WR	6-2	208	So.	1L	Miami, Fla./Christopher Columbus
27	Hunter Gillespie * ^	RB	5-11	210	Fr.	RS	Cincinnati, Ohio/Taylor
29	Cameron Naber ^	WR	6-0	190	Fr.	HS	Cincinnati, Ohio/Oak Hills
30	Michael Kopaygorodsky ^	RB	6-0	220	Fr.	HS	Mason, Ohio/Mason
30	Chris Murphy *	S	5-11	196	Jr.	1L	Marietta, Ga./Lassiter/Arkansas
+ 31	Kyle Curtis * ^	LS	6-2	220	Sr.	SQ	Westerville, Ohio/South/John Carroll
+ 31	Marquis Smith *	CB	5-10	188	Fr.	RS	Ypsilanti, Mich./Ypsilanti
32	James Wiggins *	S	5-11	205	Fr.	RS	Homestead, Fla./South Dade
33	Jaylyn Minor	LB	6-1	233	Sr.	2L	Navasota, Texas/Navasota/Tyler JC
+ 34	Kyle Bolden	LB	6-1	218	Fr.	HS	Cincinnati, Ohio/Colerain
+ 34	Joshua Holloman *	RB	5-11	192	So.	SQ	Auburn Hills, Mich./Avondale
+ 34	Josh Pasley * ^	K	6-0	186	Sr.	1L	Lenexa, Kan./DeSoto/Highland CC
35	Trent Cloud	WR	6-1	198	Fr.	HS	Cleveland, Ohio/Bedford
36	Sheldon Doss * ^	S	6-1	207	So.	1L	Detroit, Mich./UD Jesuit
37	James Smith	P	6-5	220	Fr.	HS	Wangaratta, Australia
40	Ty Sponseller * ^	LB	6-3	223	Fr.	RS	Mason, Ohio/Mason
41	Joel Dublanko *	LB	6-3	232	Fr.	RS	Aberdeen, Wash./IMG Academy
42	Devin Williams ^	DE	6-1	252	Fr.	RS	Cincinnati, Ohio/Colerain
43	Michael Pitts *	DE	6-2	260	Fr.	RS	Stone Mountain, Ga./Stephenson
44	Marquise Copeland	DE	6-3	290	Jr.	2L	Cleveland, Ohio/Bedford
45	DeMarco Baker ^	LB	6-3	215	Fr.	HS	Cincinnati, Ohio/Woodward
47	Landon Brazile *	DE	6-5	265	Jr.	2L	Dayton, Ohio/Thurgood Marshall
48	Kevin Mouhon *	DE	6-1	244	Jr.	2L	Norcross, Ga./Norcross
49	Tyquan Statham *	LB	6-0	225	Fr.	RS	Atlanta, Ga./West Hall
50	Norman Oglesby *	DT	5-11	290	So.	SQ	Indianapolis, Ind./Ben Davis
51	Kimoni Fitz *	DE	6-3	255	Jr.	2L	Ringgold, Va./Dan River
52	Reed Armagost *	OL	6-7	296	So.	SQ	Gainesville, Fla./Gainesville

NO.	NAME	POS	HT	WT	CL	EX	HOMETOWN/HIGH SCHOOL/LAST SCHOOL
53	Tyler McGarr *	OL	6-4	295	So.	SQ	Hamilton, Ga./Harris County
54	Keith Minor *	OL	6-4	293	Jr.	1L	Tyler, Texas/Chapel Hill
55	Caleb Ashworth *	DE	6-3	262	So.	1L	Dry Fork, Va./Tunstall
55	Alex Heil * ^	OL	6-2	280	So.	SQ	Cleveland, Ohio/Benedictine/Air Force
56	Kyle Trout	OL	6-6	310	Jr.	TR	Lancaster, Ohio/Lancaster/Ohio State
56	Mark Wilson *	DE	6-3	255	Sr.	3L	Hampton, Va./Phoebus
57	Cory Armstrong * ^	LS	6-1	233	Fr.	RS	Sagamore Hills, Ohio/Walsh Jesuit
58	Garrett Rigby * ^	K	6-2	182	Fr.	RS	Stow, Ohio/Stow-Munroe Falls
60	Zach Bycznski *	OL	6-3	295	Fr.	RS	Berea, Ohio/Berea
61	Jon Vincent * ^	LS	6-1	222	Sr.	1L	Loveland, Ohio/Loveland
62	Mason Garrison * ^	OL	6-5	296	So.	SQ	Cincinnati, Ohio/Oak Hills
64	Will Steur * ^	OL	6-4	300	Sr.	1L	Cincinnati, Ohio/Madeira
65	Cody Lamb	OL	6-4	288	Fr.	HS	Miamisburg, Ohio/Miamisburg
66	David Niehaus * ^	OL	6-1	299	Sr.	2L	Cincinnati, Ohio/Colerain
68	Doug Bates *	OL	6-4	267	Fr.	RS	Cincinnati, Ohio/Moeller
69	Zach Wood ^	LS	6-1	224	So.	TR	Williamsburg, Ohio/McNicholas/Marshall
70	Jakari Robinson	OL	6-2	290	Fr.	HS	Talladega, Ala./Munford
71	Korey Cunningham *	OL	6-6	305	Sr.	3L	Montevallo, Ala./Montevallo
72	Garrett Campbell * ^	OL	6-6	301	Sr.	2L	Cincinnati, Ohio/St. Xavier
73	Blake Yager	OL	6-5	292	So.	JC	Fort Wayne, Ind./Carroll/Iowa Western
74	Kendall Calhoun *	OL	6-7	300	Jr.	JC	Paducah, Ky./Tilghman/Lackawanna CC
75	Chris Ferguson *	OL	6-5	305	Jr.	SQ	Nassau, Bahamas/Lake Nona
76	Evan Mallory *	OL	6-5	302	So.	SQ	Brownsburg, Ind./IMG Academy
77	Vincent McConnell	OT	6-6	278	Fr.	HS	Massillon, Ohio/Washington
78	Morgan James * ^	OL	6-6	308	So.	1L	Highland, Mich./Lakeland
80	Malick Mbodj *	WR	6-4	210	Fr.	RS	Lithonia, Ga./Arabia Mountain
81	Garrett Weaver ^	WR	6-3	227	Jr.	TR	Cincinnati, Ohio/Amelia/Mount St. Joseph
82	Wilson Huber	TE	6-5	233	Fr.	HS	Indianapolis, Ind./Franklin Central
83	Josiah Deguara *	TE	6-3	235	So.	1L	Folsom, Calif./Folsom
84	Marcel Paul *	WR	6-1	197	Fr.	RS	Detroit, Mich./Cass Tech
85	Thomas Geddis	WR	6-1	185	So.	1L	Pompano Beach, Fla./Blanche Ely
86	Angelo Howze	DE	6-2	237	Fr.	HS	Fishers, Ind./Fishers
86	Rashad Medaris *	WR	5-10	182	So.	TR	Indianapolis, Ind./Pike/Western Illinois
87	Bruno Labelle *	TE	6-4	240	Fr.	RS	Laval, Quebec/Collège Montmorency
88	Braxton Neal ^	WR	6-3	193	So.	SQ	Cincinnati, Ohio/Lakota West
+ 89	Jake Elfers * ^	TE	6-4	240	Jr.	SQ	Cincinnati, Ohio/Loveland
+ 89	Nick Staderman * ^	DE	6-1	257	Fr.	RS	Cincinnati, Ohio/McNicholas
92	Curtis Brooks *	DT	6-3	288	Fr.	RS	Danville, Va./George Washington
93	Elijah Ponder *	DT	6-3	280	Fr.	RS	Avondale Estates, Ga./South Cobb
94	Joe Schroer ^	DE	6-3	255	So.	TR	Cincinnati, Ohio/Elder/Ohio State
95	Bryan Wright *	DE	6-3	254	So.	1L	New Castle, Del./Jireh Prep
96	Cortez Broughton *	DT	6-2	282	Jr.	2L	Warner Robins, Ga./Veterans
97	Ryan Jones ^	K	5-10	187	So.	1L	New Castle, Ind./New Castle
98	Lyndon Johnson *	DE	6-6	300	Sr.	1L	West Point, Miss./West Point/Holmes CC
98	Cole Smith	K	6-1	184	Fr.	HS	Middletown, Ohio/Middletown
99	Marcus Brown *	DT	6-3	295	Fr.	RS	Naples, Fla./East Coast Prep

+ - Double Number; ^ - Walk-On; * - Has utilized redshirt year;

2017 CINCINNATI FOOTBALL

ALPHABETICAL ROSTER

NO.	NAME	POS	HT	WT	CL	EX	HOMETOWN/HIGH SCHOOL/LAST SCHOOL
+ 3	Christian Angulo *	CB	6-2	194	So.	SQ	Tampa, Fla./East Bay
52	Reed Armagost *	OL	6-7	296	So.	SQ	Gainesville, Fla./Gainesville
57	Cory Armstrong * ^	LS	6-1	233	Fr.	RS	Sagamore Hills, Ohio/Walsh Jesuit
55	Caleb Ashworth *	DE	6-3	262	So.	1L	Dry Fork, Va./Tunstall
45	DeMarco Baker ^	LB	6-3	215	Fr.	HS	Cincinnati, Ohio/Woodward
68	Doug Bates *	OL	6-4	267	Fr.	RS	Cincinnati, Ohio/Moeller
+ 34	Kyle Bolden	LB	6-1	218	Fr.	HS	Cincinnati, Ohio/Colerain
5	Mike Boone	RB	5-10	205	Sr.	3L	Maccleddy, Fla./Baker County
+ 24	Taylor Boose *	RB	6-0	207	So.	1L	Clifton, Va./Centreville
47	Landon Brazile *	DE	6-5	265	Jr.	2L	Dayton, Ohio/Thurgood Marshall
92	Curtis Brooks *	DT	6-3	288	Fr.	RS	Danville, Va./George Washington
96	Cortez Broughton *	DT	6-2	282	Jr.	2L	Warner Robins, Ga./Veterans
99	Marcus Brown *	DT	6-3	295	Fr.	RS	Naples, Fla./East Coast Prep
+ 25	Coby Bryant	S	6-1	185	Fr.	HS	Cleveland, Ohio/Glenville
60	Zach Bycznski *	OL	6-3	295	Fr.	RS	Berea, Ohio/Berea
74	Kendall Calhoun *	OL	6-7	300	Jr.	JC	Paducah, Ky./Tilghman/Lackawanna CC
72	Garrett Campbell * ^	OL	6-6	301	Sr.	2L	Cincinnati, Ohio/St. Xavier
4	Malik Clements	S	6-0	210	Jr.	2L	Danville, Va./George Washington
35	Trent Cloud	WR	6-1	198	Fr.	HS	Cleveland, Ohio/Bedford
+ 18	Tyler Cogswell *	TE	6-5	248	Sr.	2L	Coral Springs, Fla./American Heritage
+ 13	Grant Coleman *	CB	6-0	192	Sr.	3L	Columbus, Ohio/Reynoldsburg
44	Marquise Copeland	DE	6-3	290	Jr.	2L	Cleveland, Ohio/Bedford
71	Korey Cunningham *	OL	6-6	305	Sr.	3L	Montevallo, Ala./Montevallo
+ 31	Kyle Curtis * ^	LS	6-2	220	Sr.	SQ	Westerville, Ohio/South/John Carroll
83	Josiah Deguara *	TE	6-3	235	So.	1L	Folsom, Calif./Folsom
23	Gerrid Doaks *	RB	6-0	222	Fr.	RS	Indianapolis, Ind./Lawrence Central
36	Sheldon Doss * ^	S	6-1	207	So.	1L	Detroit, Mich./UD Jesuit
41	Joel Dublanko *	LB	6-3	232	Fr.	RS	Aberdeen, Wash./IMG Academy
+ 89	Jake Elfers * ^	TE	6-4	240	Jr.	SQ	Cincinnati, Ohio/Loveland
75	Chris Ferguson *	OL	6-5	305	Jr.	SQ	Nassau, Bahamas/Lake Nona
51	Kimoni Fitz *	DE	6-3	255	Jr.	2L	Ringgold, Va./Dan River
+ 16	Darrick Forrest	S	6-0	185	Fr.	HS	Columbus, Ohio/Walnut Ridge
+ 16	Andrew Gantz *	K	5-9	185	Jr.	2L	Dayton, Ohio/Centerville
62	Mason Garrison * ^	OL	6-5	296	So.	SQ	Cincinnati, Ohio/Oak Hills
85	Thomas Geddis	WR	6-1	185	So.	1L	Pompano Beach, Fla./Blanche Ely
2	Tyrell Gilbert *	S	6-1	205	Jr.	2L	Cincinnati, Ohio/Princeton
27	Hunter Gillespie * ^	RB	5-11	210	Fr.	RS	Cincinnati, Ohio/Taylor
+ 21	Devin Gray	WR	6-1	192	Sr.	1L	Reno, Nev./Reed/Sierra College
+ 22	Jaelen Greene	RB	5-11	202	Fr.	HS	Atlanta, Ga./Sandy Creek
+ 24	Noah Hamlin	CB	6-0	170	Fr.	HS	Pittsburgh, Pa./Clairton
7	Javan Hawes	WR	6-0	192	Fr.	HS	Atlanta, Ga./Sandy Creek
55	Alex Heil * ^	OL	6-2	280	So.	SQ	Cleveland, Ohio/Benedictine/Air Force
+ 34	Joshua Holloman *	RB	5-11	192	So.	SQ	Auburn Hills, Mich./Avondale
86	Angelo Howze	DE	6-2	237	Fr.	HS	Fishers, Ind./Fishers
82	Wilson Huber	TE	6-5	233	Fr.	HS	Indianapolis, Ind./Franklin Central
20	Carter Jacobs	S	6-1	205	Sr.	3L	Fort Lauderdale, Fla./American Heritage
78	Morgan James * ^	OL	6-6	308	So.	1L	Highland, Mich./Lakeland
98	Lyndon Johnson *	DE	6-6	300	Sr.	1L	West Point, Miss./West Point/Holmes CC
97	Ryan Jones ^	K	5-10	187	So.	1L	New Castle, Ind./New Castle
+ 25	Casey Kirk ^	WR	5-10	188	Fr.	HS	Dublin, Ohio/Coffman
30	Michael Kopaygorodsky ^	RB	6-0	220	Fr.	HS	Mason, Ohio/Mason
87	Bruno Labelle *	TE	6-4	240	Fr.	RS	Laval, Quebec/Collège Montmorency
65	Cody Lamb	OL	6-4	288	Fr.	HS	Miamisburg, Ohio/Miamisburg
1	Kahlil Lewis	WR	6-0	195	Jr.	2L	Miami, Fla./Mirimar
76	Evan Mallory *	OL	6-5	302	So.	SQ	Brownsburg, Ind./IMG Academy
80	Malick Mbodj *	WR	6-4	210	Fr.	RS	Lithonia, Ga./Arabia Mountain
77	Vincent McConnell	OT	6-6	278	Fr.	HS	Massillon, Ohio/Washington
53	Tyler McGarr *	OL	6-4	295	So.	SQ	Hamilton, Ga./Harris County
86	Rashad Medaris *	WR	5-10	182	So.	TR	Indianapolis, Ind./Pike/Western Illinois
33	Jaylyin Minor	LB	6-1	233	Sr.	2L	Navasota, Texas/Navasota/Tyler JC
54	Keith Minor *	OL	6-4	293	Jr.	1L	Tyler, Texas/Chapel Hill
+ 8	Hayden Moore *	QB	6-3	215	Jr.	2L	Clay, Ala./Clay-Chalkville

NO.	NAME	POS	HT	WT	CL	EX	HOMETOWN/HIGH SCHOOL/LAST SCHOOL
48	Kevin Mouhon *	DE	6-1	244	Jr.	2L	Norcross, Ga./Norcross
30	Chris Murphy *	S	5-11	196	Jr.	1L	Marietta, Ga./Lassiter/Arkansas
29	Cameron Naber ^	WR	6-0	190	Fr.	HS	Cincinnati, Ohio/Oak Hills
88	Braxton Neal ^	WR	6-3	193	So.	SQ	Cincinnati, Ohio/Lakota West
66	David Niehaus * ^	OL	6-1	299	Sr.	2L	Cincinnati, Ohio/Colerain
50	Norman Oglesby *	DT	5-11	290	So.	SQ	Indianapolis, Ind./Ben Davis
+ 34	Josh Pasley * ^	K	6-0	186	Sr.	1L	Lenexa, Kan./DeSoto/Highland CC
84	Marcel Paul *	WR	6-1	197	Fr.	RS	Detroit, Mich./Cass Tech
11	Davin Pierce	DB	6-2	193	Sr.	1L	Orlando, Fla./Dr. Phillips/Blinn College
14	JJ Pinckney * ^	WR	6-3	210	Jr.	1L	Sylvania, Ohio/Southview
43	Michael Pitts *	DE	6-2	260	Fr.	RS	Stone Mountain, Ga./Stephenson
93	Elijah Ponder *	DT	6-3	280	Fr.	RS	Avondale Estates, Ga./South Cobb
17	RJ Potts	LB	6-3	223	Fr.	HS	Indianapolis, Ind./Fishers
+ 9	Desmond Ridder	QB	6-4	205	Fr.	HS	Louisville, Ky./St. Xavier
58	Garrett Rigby * ^	K	6-2	182	Fr.	RS	Stow, Ohio/Stow-Munroe Falls
+ 18	Josiah Robey ^	CB	5-10	170	Fr.	HS	Franklin, Ky./Franklin-Simpson
70	Jakari Robinson	OL	6-2	290	Fr.	HS	Talladega, Ala./Munford
26	Jerron Rollins	WR	6-2	208	So.	1L	Miami, Fla./Christopher Columbus
94	Joe Schroer ^	DE	6-3	255	So.	TR	Cincinnati, Ohio/Elder/Ohio State
98	Cole Smith	K	6-1	184	Fr.	HS	Middletown, Ohio/Middletown
37	James Smith	P	6-5	220	Fr.	HS	Wangaratta, Australia
+ 31	Marquis Smith *	CB	5-10	188	Fr.	RS	Ypsilanti, Mich./Ypsilanti
+ 10	Jake Sopko *	QB	6-3	215	Fr.	RS	Avon, Ohio/Avon
40	Ty Sponseller * ^	LB	6-3	223	Fr.	RS	Mason, Ohio/Mason
+ 89	Nick Staderman * ^	DE	6-1	257	Fr.	RS	Cincinnati, Ohio/McNicholas
49	Tyquan Statham *	LB	6-0	225	Fr.	RS	Atlanta, Ga./West Hall
+ 9	Linden Stephens	CB	6-0	193	Sr.	3L	Euclid, Ohio/Euclid/Fork Union Military
64	Will Steur * ^	OL	6-4	300	Sr.	1L	Cincinnati, Ohio/Madeira
15	Rashaad Stewart	CB	6-0	180	Fr.	HS	Clearwater, Fla./Central Catholic
+ 19	Tyrin Summers *	WR	5-9	183	Fr.	RS	Clewiston, Fla./Clewiston
+ 21	Marquese Taylor	CB	5-11	180	Fr.	HS	Atlanta, Ga./Lovejoy
12	Ross Trail *	QB	6-3	225	So.	1L	Wynne, Ark./Wynne
56	Kyle Trout	OL	6-6	310	Jr.	TR	Lancaster, Ohio/Lancaster/Ohio State
+ 19	Ethan Tucky ^	DE	6-1	235	Fr.	TR	Delaware, Ohio/RB Hayes/Boston College
61	Jon Vincent * ^	LS	6-1	222	Sr.	1L	Loveland, Ohio/Loveland
+ 3	Michael Warren II	RB	5-10	212	Fr.	HS	Toledo, Ohio/Central Catholic
81	Garrett Weaver ^	WR	6-3	227	Jr.	TR	Cincinnati, Ohio/Amelia/Mount St. Joseph
+ 8	Jarell White	LB	5-10	208	Fr.	HS	Cincinnati, Ohio/LaSalle
+ 22	Collin Widecan * ^	S	5-10	185	Fr.	RS	Cincinnati, Ohio/Mariemont
32	James Wiggins *	S	5-11	205	Fr.	RS	Homestead, Fla./South Dade
42	Devin Williams ^	DE	6-1	252	Fr.	RS	Cincinnati, Ohio/Colerain
56	Mark Wilson *	DE	6-3	255	Sr.	3L	Hampton, Va./Phoebus
69	Zach Wood ^	LS	6-1	224	So.	TR	Williamsburg, Ohio/McNicholas/Marshall
95	Bryan Wright *	DE	6-3	254	So.	1L	New Castle, Del./Jireh Prep
73	Blake Yager	OL	6-5	292	So.	JC	Fort Wayne, Ind./Carroll/Iowa Western
+ 6	Perry Young	DB	5-11	215	So.	1L	Birmingham, Ala./Spain Park

+ - Double Number; ^ - Walk-On; * - Has utilized redshirt year; .



OPPONENT INFORMATION

AUSTIN PEAY

Conference Ohio Valley
 Stadium..... Fortera [10,000]
 Head Coach..... Will Healy
 School Record..... 0-0 [first year]
 Overall Record..... same
 Starters Returning [Off./Def.] 7/9
 Media Relations Contact..... Kevin Young
 E-Mail..... youngk@apsu.edu
 Phone..... 931-221-6562
 Website LetsGoPeay.com
 2016 Overall Record..... 0-11
 2016 Conference Record 0-8 [9th]

MICHIGAN

Conference Big Ten East
 Stadium..... Michigan [107,601]
 Head Coach..... Jim Harbaugh
 School Record..... 20-6 [two years]
 Career Record 78-33 [nine years]
 Starters Returning [Off./Def.] 6/18
 Media Relations Contact..... David Ablauf
 E-Mail..... dablau@umich.edu
 Phone..... 734-764-6456
 Website MGoBlue.com
 2016 Overall Record..... 6-6
 2016 Conference Record 4-4 [6th]

MIAMI (OHIO)

Conference Mid-American East
 Stadium..... Fred C. Yager [24,286]
 Head Coach..... Chuck Martin
 School Record..... 11-26 [three years]
 Career Record 85-33 [nine years]
 Starters Returning [Off./Def.] 20/5
 Media Relations Contact..... Dave Meyer
 E-Mail..... meyerd@miamioh.edu
 Phone..... 513-529-4329
 Website MiamiRedHawks.com
 2016 Overall Record..... 6-7
 2016 Conference Record 6-2 [1st]

NAVY

Conference American Athletic West
 Stadium..... Navy-Marine Corps Memorial [34,000]
 Head Coach..... Ken Niumatalolo
 School Record..... 77-42 [nine years]
 Career Record same
 Starters Returning [Off./Def.] 9/15
 Media Relations Contact..... Scott Strasemeier
 E-Mail..... sstrasem@usna.edu
 Phone..... 410-293-8775
 Website NavySports.com
 2016 Overall Record..... 9-5
 2016 Conference Record 7-1 [1st]

MARSHALL

Conference Conference USA East
 Stadium..... Joan C. Edwards [38,227]
 Head Coach..... Doc Holliday
 School Record..... 53-37 [seven years]
 Career Record same
 Starters Returning [Off./Def.] 5/5
 Media Relations Contact..... Jason Corriher
 E-Mail..... corriher@marshall.edu
 Phone..... 304-696-4660
 Website HerdZone.com
 2016 Overall Record..... 3-9
 2016 Conference Record 2-6 [7th]

UCF

Conference American Athletic East
 Stadium..... Spectrum [44,206]
 Head Coach..... Scott Frost
 School Record..... 6-7 [one year]
 Career Record same
 Starters Returning [Off./Def.] 14/10
 Media Relations Contact..... Andy Seeley
 E-Mail..... aseeley@athletics.ucf.edu
 Phone..... 407-823-2729
 Website UCFKnights.com
 2016 Overall Record..... 6-7
 2016 Conference Record 4-4 [3rd]

SMU

Conference American Athletic West
 Stadium..... Gerald J. Ford [32,000]
 Head Coach..... Chad Morris
 School Record..... 7-15 [two years]
 Career Record same
 Starters Returning [Off./Def.] 16/8
 Media Relations Contact..... Brad Sutton
 E-Mail..... bsutton@smu.edu
 Phone..... [214] 768-1651
 Website SMUMustangs.com
 2016 Overall Record..... 5-7
 2016 Conference Record 3-5 [5th]

USF

Conference American Athletic East
 Stadium..... Raymond James Stadium [65,857]
 Head Coach..... Charlie Strong
 School Record..... 0-0 [first year]
 Career Record 53-37 [seven years]
 Starters Returning [Off./Def.] 18/6
 Media Relations Contact..... Brian Siegrist
 E-Mail..... siegrist@usf.edu
 Phone..... [813] 293-3897
 Website GoUSFBulls.com
 2016 Overall Record..... 11-2
 2016 Conference Record 7-1 [t-1]

TULANE

Conference American Athletic West
 Stadium..... Yulman [30,000]
 Head Coach..... Willie Fritz
 School Record..... 4-8 [one year]
 Career Record 158-77 [20 years]
 Starters Returning [Off./Def.] 14/10
 Media Relations Contact..... Scottie Rodgers
 E-Mail..... srodgers@tulane.edu
 Phone..... 504-452-8259
 Website TulaneGreenWave.com
 2016 Overall Record..... 4-8
 2016 Conference Record 1-7 [6th]

TEMPLE

Conference American Athletic East
 Stadium..... Lincoln Financial Field [69,596]
 Head Coach..... Geoff Collins
 School Record..... 0-0 [first year]
 Career Record same
 Starters Returning [Off./Def.] 11/13
 Media Relations Contact..... Rich Burg
 E-Mail..... rich.burg@temple.edu
 Phone..... [215] 204-0876
 Website TempleOwls.com
 2016 Overall Record..... 10-4
 2016 Conference Record 7-1 [t-1st]

EAST CAROLINA

Conference American Athletic East
 Stadium..... Dowdy-Ficklen [50,000]
 Head Coach..... Scottie Montgomery
 School Record..... 3-9 [one years]
 Career Record same
 Starters Returning [Off./Def.] 13/9
 Media Relations Contact..... Tom McClellan
 E-Mail..... mclellant@ecu.edu
 Phone..... 252-414-0990
 Website ECUPirates.com
 2016 Overall Record..... 3-9
 2016 Conference Record 1-7 [t-4th]

UConn

Conference American Athletic East
 Stadium..... Pratt & Whitney Stad. at Rentschler Field [40,000]
 Head Coach..... Randy Edsall
 School Record..... 74-70 [12 years]
 Career Record 96-104 [17 years]
 Starters Returning [Off./Def.] 12/12
 Media Relations Contact..... Kyle Muncy
 E-Mail..... kyle.muncy@uconn.edu
 Phone..... 860-486-3531
 Website UConnHuskies.com
 2016 Overall Record..... 3-9
 2016 Conference Record 1-7 [t-4th]

AUSTIN PEAY

Series RecordCincinnati leads 5-0
 At CincinnatiCincinnati leads 5-0
 At Austin Peay.....n/a
 At Neutral Sites.....n/a
 Most UC points72 [UC 72-10, 2011]
 Most APSU points.....10, three times
 Combined points82 [UC 72-10, 2011]
 Biggest UC win62 [UC 72-10, 2011]
 Biggest APSU winn/a
 Current streak.....Cincinnati - 5

Game-by-Game Breakdown

Year	Site	Score	Winner
1985	Cincinnati	31-9	UC
1987	Cincinnati	42-10	UC
1988	Cincinnati	52-7	UC
1993	Cincinnati	42-10	UC
2011	Cincinnati	72-10	UC

MICHIGAN

First Meeting

MIAMI (OHIO)

Series RecordMiami leads 59-55-7
 At CincinnatiMiami leads 44-41-5
 At OxfordMiami leads 14-11-2
 At Neutral SitesTied, 2-2
 Most UC points52 [UC 52-42, 1999; UC 52-14, 2012]
 Most Miami points.....44 [MU 44-16, 2005]
 Combined points94 [52-42, 1999]
 Biggest UC win46 [46-0, 1904]
 Biggest Miami win.....40 [40-0, 1917]
 Current streak.....Cincinnati - 11

Game-by-Game Breakdown

Year	Site	Score	Winner
1888	Oxford	0-0	Tie
1889	Cincinnati	34-0	MU
1893	Oxford	24-6	MU
	Cincinnati	6-0	MU
1894	Cincinnati	6-0	UC
1895	Cincinnati	12-0	MU
1896	Cincinnati	6-4	MU
1897	Oxford	6-0	UC
	Neutral	10-6	UC
1898	Oxford	22-0	UC
1899	Neutral	22-0	UC
1900	Cincinnati	16-12	UC
1903	Cincinnati	15-0	MU
1904	Cincinnati	46-0	UC
1906	Cincinnati	0-0	Tie
1909	Cincinnati	10-6	UC
1910	Cincinnati	3-0	UC
1911	Cincinnati	11-0	UC
1912	Cincinnati	21-21	Tie
1913	Cincinnati	13-7	MU
1914	Cincinnati	20-13	MU
1915	Cincinnati	24-12	MU
1916	Cincinnati	33-0	MU
1917	Cincinnati	40-0	MU
1918	Cincinnati	0-0	Tie
1919	Cincinnati	14-0	MU
1920	Cincinnati	7-0	UC
1921	Cincinnati	15-7	MU
1922	Cincinnati	9-6	MU
1923	Cincinnati	23-0	UC
1924	Cincinnati	8-7	UC
1925	Cincinnati	33-0	MU

Year	Site	Score	Winner
1926	Cincinnati	6-6	Tie
1927	Cincinnati	17-14	MU
1928	Cincinnati	34-0	MU
1929	Cincinnati	14-6	MU
1930	Cincinnati	6-0	UC
1931	Cincinnati	20-0	UC
1932	Cincinnati	21-13	MU
1933	Cincinnati	6-2	MU
1934	Cincinnati	21-0	UC
1935	Cincinnati	8-7	UC
1936	Cincinnati	0-0	Tie
1937	Cincinnati	14-6	MU
1938	Cincinnati	16-7	MU
1939	Cincinnati	13-0	UC
1940	Cincinnati	44-0	UC
1941	Cincinnati	26-0	UC
1942	Cincinnati	21-12	UC
1945	Cincinnati	28-14	MU
1946	Cincinnati	13-7	UC
1947	Cincinnati	38-7	MU
1948	Cincinnati	43-19	MU
1949	Cincinnati	27-6	UC
1950	Cincinnati	28-0	MU
1951	Cincinnati	19-14	UC
1952	Cincinnati	34-9	UC
1953	Cincinnati	14-0	UC
1954	Cincinnati	21-9	MU
1955	Cincinnati	14-0	MU
1956	Cincinnati	27-13	MU
1957	Cincinnati	20-14	MU
1958	Cincinnati	18-7	UC
1959	Cincinnati	14-7	UC
1960	Cincinnati	10-6	MU
1961	Cincinnati	7-3	MU
1962	Cincinnati	38-16	MU
1963	Cincinnati	21-19	MU
1964	Cincinnati	28-14	UC
1965	Cincinnati	37-7	MU
1966	Cincinnati	28-8	MU
1967	Cincinnati	27-14	MU
1968	Cincinnati	23-21	UC
1969	Cincinnati	36-20	MU
1970	Cincinnati	33-0	UC
1971	Oxford	43-7	MU
1972	Cincinnati	23-0	MU
1973	Oxford	6-0	MU
1974	Cincinnati	27-7	MU
1975	Oxford	21-13	MU
1976	Cincinnati	17-0	UC
1977	Cincinnati	12-7	MU
1978	Oxford	28-24	MU
1979	Oxford	27-14	MU
1980	Cincinnati	23-13	UC
1981	Oxford	7-3	MU
1982	Cincinnati	20-10	UC
1983	Oxford	14-10	MU
1984	Cincinnati	31-26	MU
1985	Oxford	16-10	MU
1986	Cincinnati	45-38	UC
1987	Cincinnati	31-26	UC
1988	Oxford	34-18	UC
1989	Oxford	30-14	UC
1990	Cincinnati	16-12	MU
1991	Cincinnati	22-9	MU
1992	Oxford	17-14	MU
1993	Cincinnati	30-23	UC
1994	Oxford	17-17	Tie
1995	Oxford	23-16	MU

Year	Site	Score	Winner
1996	Cincinnati	30-23 [3 OT]	UC
1997	Oxford	34-31 [2 OT]	MU
1998	Cincinnati	41-0	MU
1999	Oxford	52-42	UC
2000	Cincinnati	45-15	UC
2001	Oxford	21-14	MU
2002	Cincinnati	31-26	MU
2003	Oxford	42-37	MU
2004	Cincinnati	45-26	UC
2005	Oxford	44-16	MU
2006	Cincinnati	24-10	UC
2007	Oxford	47-10	UC
2008	Cincinnati	45-20	UC
2009	Oxford	37-13	UC
2010	Cincinnati	45-3	UC
2011	Oxford	27-0	UC
2012	Cincinnati	52-14	UC
2013	Oxford	14-0	UC
2014	Cincinnati	31-24	UC
2015	Oxford	37-33	UC
2016	Cincinnati	27-20	UC

NAVY

Series RecordNavy leads 2-0
 At Cincinnati—
 At Navy.....Navy leads 2-0
 At Neutral Sites—
 Most UC points7 [Navy 13-7, 1956]
 Most Navy points.....14 [Navy 14-0, 1940]
 Combined points20 [Navy 14-0, 1940]
 Biggest UC win—
 Biggest Navy win14 [Navy 14-0, 1940]
 Current streak.....Navy - 2

Game-by-Game Breakdown

Year	Site	Score	Winner
1940	Annapolis	14-0	Navy
1956	Annapolis	13-7	Navy

MARSHALL

Series RecordCincinnati leads 8-3-1
 At CincinnatiCincinnati leads 5-1-1
 At MarshallCincinnati leads 2-1
 At Neutral SitesTied, 1-1
 Most UC points40 [UC 40-14, 2007]
 Most Marshall points.....28 [Marshall 28-0, 1937]
 Combined points54 [UC 40-14, 2007]
 Biggest UC win26 [39-13, 1935; 40-14, 2007]
 Biggest Marshall win.....28 [28-0, 1937]
 Current streak.....Cincinnati — 2

GAME-BY-GAME BREAKDOWN

Year	Site	Score	Winner
1906	Cincinnati	0-0	Tie
1933	Cincinnati	19-0	UC
1934	Cincinnati	7-0	UC
1935	Huntington	39-13	UC
1936	Cincinnati	13-7	UC
1937	Huntington	28-0	MU
1938	Cincinnati	27-9	MU
1946	Cincinnati	39-14	UC
2000	Pontiac, Mich.	25-14	MU
2004	Fort Worth, Texas	32-14	UC
2007	Cincinnati	40-14	UC
2008	Huntington	33-10	UC



2017 CINCINNATI FOOTBALL

OPPONENT GAME-BY-GAME RECORDS

UCF

Series RecordTied 1-1
 At CincinnatiCincinnati leads 1-0
 At UCFUCF leads 1-0
 At Neutral Sites—
 Most UC points52 [UC 52-7, 2015]
 Most UCF points24 [UCF 24-3, 2016]
 Combined points59 [UC 52-7, 2015]
 Biggest UC win45 [UC 52-7, 2015]
 Biggest BYU win21 [UCF 24-3, 2016]
 Current streak.....UCF - 1

Game-by-Game Breakdown

Year	Site	Score	Winner
2015	Cincinnati	52-7	UC
2016	Orlando	24-3	UCF

SMU

Series RecordCincinnati leads 2-0
 At CincinnatiCincinnati leads 1-0
 At SMUCincinnati leads 1-0
 At Neutral Sites—
 Most UC points40 [UC 40-7, 2014]
 Most SMU points25 [UC 28-25, 2013]
 Combined points47 [UC 40-7, 2014]
 Biggest UC win33 [UC 40-7, 2014]
 Biggest SMU win—
 Current streak.....Cincinnati - 2

Game-by-Game Breakdown

Year	Site	Score	Winner
2013	Cincinnati	28-25	Cincinnati
2014	Dallas	40-7	Cincinnati

USF

Series RecordCincinnati leads 8-6
 At CincinnatiCincinnati leads 5-2
 At USFUSF leads 4-3
 At Neutral Sites—
 Most UC points45 [UC 45-23, 2004]
 Most USF points65 [USF 65-27, 2015]
 Combined points92 [USF 65-27, 2015]
 Biggest UC win22 [45-23, 2004]
 Biggest USF win38 [65-27, 2015]
 Current streak.....USF - 2

Game-by-Game Breakdown

Year	Site	Score	Winner
2003	Tampa	24-17 (2 OT)	USF
2004	Cincinnati	45-23	UC
2005	Tampa	31-16	USF
2006	Cincinnati	23-6	UC
2007	Tampa	38-33	UC
2008	Cincinnati	24-10	UC
2009	Tampa	34-17	UC
2010	Cincinnati	38-30	USF
2011	Tampa	37-34	UC
2012	Cincinnati	27-10	UC
2013	Tampa	26-20	USF
2014	Cincinnati	34-17	UC
2015	Tampa	65-27	USF
2016	Cincinnati	45-20	USF

TULANE

Series RecordTulane leads 11-4
 At CincinnatiTulane leads 4-2
 At New OrleansTulane leads 7-2
 At Neutral Sites—
 Most UC points49 [UC 46-33, 2001]
 Most Tulane points52 [TU 52-34, 1998]
 Combined points86 [TU 52-34, 1998]
 Biggest UC win24 [38-14, 2014]
 Biggest Tulane win42 [49-7, 1990]
 Current streak.....Cincinnati - 1

Game by Game Breakdown

Year	Site	Score	Winner
1909	New Orleans	6-0	Tulane
1948	Cincinnati	6-0	(14) Tulane
1966	New Orleans	28-21	Tulane
1970	Cincinnati	6-3	Tulane
1976	New Orleans	21-14	UC
1977	New Orleans	16-13	Tulane
1981	Cincinnati	17-13	UC
1990	New Orleans	49-7	Tulane
1996	Cincinnati	34-14	Tulane
1997	New Orleans	31-17	Tulane
1998	Cincinnati	52-34	Tulane
2000	New Orleans	24-19	Tulane
2001	Cincinnati	46-33	UC
2002	New Orleans	35-17	Tulane
2014	New Orleans	38-14	UC

TEMPLE

Series RecordTemple leads 11-6-1
 At CincinnatiTied 3-3-1
 At TempleTemple leads 8-3-0
 At Neutral Sites—
 Most UC points38 [UC 38-20, 2013]
 Most Temple points42 [TU 42-10, 1984]
 Combined points60 [TU 34-26, 2015]
 Biggest UC win24 [34-10, 2012]
 Biggest Temple win34 [41-7, 2008]
 Current streak.....Temple - 2

Game-by-Game Breakdown

Year	Site	Score	Winner
1973	Philadelphia	16-15	TU
1974	Cincinnati	22-20	UC
1975	Philadelphia	21-17	TU
1977	Cincinnati	17-17	Tie
1978	Philadelphia	16-13	TU
1979	Philadelphia	35-20	TU
1980	Philadelphia	23-7	TU
1981	Cincinnati	24-13	TU
1982	Philadelphia	41-7	TU
1983	Cincinnati (RS)	31-16	UC
1984	Philadelphia	42-10	TU
1985	Cincinnati (RS)	28-16	TU
2002	Philadelphia	35-22	UC
2003	Cincinnati	30-24 (3OT)	UC
2012	Philadelphia	34-10	UC
2013	Cincinnati	38-20	UC
2014	Philadelphia	14-6	UC
2015	Cincinnati	34-26	TU
2016	Philadelphia	34-13	TU

EAST CAROLINA

Series RecordEast Carolina leads 12-8
 At CincinnatiTied 5-5
 At GreenvilleEast Carolina leads 7-3
 At Neutral Sites—
 Most UC points54 [UC 54-46, 2014]
 Most ECU points56 [twice, 1987 & 1990]
 Combined points100 [UC 54-46, 2014]
 Biggest UC win37 [40-3, 2003]
 Biggest ECU win35 [49-14, 1988]
 Current streak.....Cincinnati - 6

Game-by-Game Breakdown

Year	Site	Score	Winner
1986	Greenville	32-19	ECU
1987	Greenville	56-28	ECU
1988	Cincinnati	49-14	ECU
1989	Cincinnati	21-14	ECU
1990	Greenville	56-32	ECU
1991	Cincinnati	30-19	ECU
1992	Greenville	42-21	ECU
1993	Cincinnati	34-14	UC
1994	Greenville	35-21	ECU
1995	Cincinnati	13-10	UC
1997	Greenville	14-7	ECU
1998	Cincinnati	24-21	ECU
1999	Greenville	48-34	ECU
2001	Cincinnati	28-26	ECU
2002	Greenville	42-26	UC
2003	Cincinnati	40-3	UC
2004	Greenville	24-19	UC
2014	Cincinnati	54-46	UC
2015	Greenville	19-16	UC
2016	Cincinnati	31-19	UC

UConn

Series RecordCincinnati leads 10-3
 At CincinnatiCincinnati leads 7-0
 At ConnecticutTied 3-3
 At Neutral Sites—
 Most UC points47 [UC 47-45, 2009]
 Most UConn points45 [UC 47-45, 2009]
 Combined points92 [UC 47-45, 2009]
 Biggest UC win41 [41-0, 2014]
 Biggest UConn win24 [40-16, 2008]
 Current streak.....UConn - 1

Game-by-Game Breakdown

Year	Site	Score	Winner
2001	Cincinnati	45-28	UC
2005	Cincinnati	28-17	UC
2006	E. Hartford	26-23	UC
2007	Cincinnati	27-3	UC
2008	E. Hartford	40-16	UConn
2009	Cincinnati	47-45	UC
2010	E. Hartford	38-17	UConn
2011	Cincinnati	35-27	UC
2012	E. Hartford	34-17	UC
2013	Cincinnati	41-16	UC
2014	E. Hartford	41-0	UC
2015	Cincinnati	37-13	UC
2016	E. Hartford	20-9	UConn



ADDRESS: 2700 Bearcats Way, Cincinnati, Ohio 45221

CONSTRUCTED: 1915-1924 [Original]; 1936 [renovation]; 1954 [renovation]; 2005 [renovation]; 2015 [renovation]

CAPACITY: 40,000

Carson Field at Nippert Stadium has been the venerable home of the University of Cincinnati football team since 1901 and provides the Bearcats with one of the best home-field environments in college football.

The third-oldest NCAA FBS stadium entered a new era in 2015 following the completion of a 20-month, \$86-million, privately funded renovation and expansion project. The reopening of Nippert Stadium coincides with the 100th anniversary of the 1915 original construction of the facility.

UC has used the Nippert site as a playing field since 1901, making it the second-oldest playing site in the nation for college football behind Penn's Franklin Field [1895].

Among NCAA FBS schools, Nippert is the third-oldest stadium still in use, behind Bobby Dodd Stadium [Georgia Tech - 1913], Davis Wade Stadium [Mississippi State - 1914] and ahead of Ole Miss' Vaught-Hemingway Stadium [1915] and Wisconsin's Camp Randall Stadium [1917].

Through numerous renovations, the structure situated in the middle of the Clifton campus has retained its early-century brickwork, wrought-iron gates, and trim giving Nippert a comfortable old-time stadium charm and appeal, while remaining a classic showplace for college football.

Both east and west concourses were completely renovated and widened and fans will find new concession stands and restrooms throughout the stadium, including ADA accessible seating and facilities. Concession stands feature the usual stadium staples along with offerings from premium local vendors. Nearly 75 permanent point-of-sale concession locations are available on gamedays.

East-side patrons with seats in Herschede-Shank Pavilion will notice the skywalks connecting O'Varsity Way to the upper deck, allowing them to bypass the main concourse and have a quick and easy route to and from their seats. Electronic ribbon boards will be installed on the face of the press box and Herschede-Shank Pavilion. These feature statistics, graphics, out-of-town scores and more.

All the seating benches are covered by red and silver Perma-Cap vinyl bleacher covers by Hussey Seating. The covering gives the bleachers a different look and includes a CPAW painted in the south end zone student section.

The most striking changes, however, sits five stories above the west concourse. At 105,000 square feet and 130 yards long, the five-story West Pavilion rises out of the stadium concourse in glass and angles which contain a host of new premium seating along with state-of-the-art press facilities.

The curvature of the facility matches that of Herschede-Shank Pavilion on the east side of the stadium and contains four levels; a press and operations level, suite level, scholarship club level, and patio suites mezzanine level.

UC went from having nearly no premium seating options to the addition of 1,100 scholarship club seats and 53 indoor and outdoor suites of varying sizes. A skywalk connects Tangeman University Center to the West Pavilion with premium area customers able to access the facility on gameday from the other side of campus.

In addition, three new lighting poles were installed along with new lights on existing poles and on the roof facing of the press box. The stadium lighting averages 165 footcandles, a vast improvement over the previous number.

The 2015 project was the latest in a series of enhancements that began in 1916 when construction began on a permanent brick-and-concrete stadium structure, which was completed, section-by-section, as funds were raised.

In 1936, the playing field was lowered 12 feet to allow spectator seating to increase to 24,000.

The Reed Shank Pavilion was added in 1954 to bring the capacity to 28,000. In 1991, the capacity was upped to 35,000 through extending the upper deck, now called the Herschede-Shank Pavilion.

In 2005, a permanent grandstand added new and improved seating and gameday locker rooms in the North end zone along with a new videoboard, doubling the previous display.

Artificial turf was first installed in 1970 and in 2000, the stadium became one of the first in the U.S. to utilize FieldTurf, a grass-like synthetic surface.

Prior to the 2013 season, UBU Sports' Speed Series S5-M synthetic turf system was installed as the playing surface at Nippert. The stadium's field orientation was shifted slightly north and west to even out the sideline areas and add a run-off area around the south end zone.

The stadium served as home for the Cincinnati Bengals, in 1968 and 1969, while their original permanent home at Riverfront Stadium was being constructed. It is currently the home field for FC Cincinnati, a professional soccer team in the United Soccer League.

The playing surface was widened and a new perimeter wall was constructed following the 2016 season, giving Nippert the ability to play host to international friendly matches on a FIFA regulation field.

Nippert has also served as a venue for concerts by Britney Spears, Michael Jackson, NSYNC, Janet Jackson, KT Tunstall, The North Mississippi All-Stars, The Roots, the Cincinnati Opera Company and many more.

Two US Presidents have spoken at the stadium. On Oct. 16, 1936, President Franklin Roosevelt, running for a second term, appeared at Nippert Stadium and spoke from an open car in the rain to a crowd estimated at 15,000 and on Nov. 2, 2008, President Barack Obama held a campaign rally at Nippert two days before the 2008 Presidential Election to an estimated 27,000 attendees.

USA Today named Nippert as the best home-field venue in the former BIG EAST Conference and ESPN's Scott Van Pelt cited Nippert as a "one of the gems of college football".



ARCH CARSON



JIMMY NIPPERT

// WHAT'S IN A NAME?

- » During the season-ending clash with rival Miami [Ohio] in 1923, Jimmy Nippert sustained a spike wound injury and died a month later from blood poisoning. His grandfather, James N. Gamble of Procter and Gamble, provided the funds needed to complete the horseshoe-shaped structure, and the James Gamble Nippert Memorial Stadium was dedicated on Nov. 8, 1924.
- » The stadium's founder was Arch Carson, who as captain and principal organizer played a significant role in starting football on the UC campus in 1885. In 1901 as physical director of the university, Carson guided the construction of the field which was later named for him -- the playing surface is still called Carson Field.

// TOP-10 CROWDS AT NIPPERT STADIUM

ATT	DATE	OPPONENT	RESULT
40,140	October 24, 2015	UConn	W, 37-13*
40,101	October 1, 2015	Miami [Fla.]	W, 34-23*
40,015	September 15, 2016	Houston	L, 40-16*
39,095	September 5, 2015	Alabama A&M	W, 52-10
38,112	September 24, 2016	Miami [Ohio]	W, 27-20
38,112	September 12, 2015	Temple	L, 34-26
36,007	August 31, 2013	Purdue	W, 42-7*
35,106	November 27, 2009	Illinois	W, 49-36*
35,105	November 13, 2009	West Virginia	W, 24-21*
35,100	November 7, 2009	UConn	W, 47-45*

*-Sellouts



2017 CINCINNATI FOOTBALL

NIPPERT STADIUM



PROHIBITED ITEMS

PLEASE NOTE: For security reasons, the following items **WILL NOT** be permitted inside Nippert Stadium:

- » Food or beverages
- » Bottles and cans
- » Umbrellas
- » Coolers
- » Backpack
- » Large purses and bags
- » Laser pointers
- » Noisemakers
- » Compressed gases, such as air horns
- » Knives, guns, any explosives, such as firecrackers, etc.
- » Flashes on cameras
- » Cameras and video recorders will be permitted into Nippert Stadium without cases.
- » Any items brought into the stadium are subject to inspection by the police or security personnel.

ENTRY FROM THE NORTH AND WEST

- » For patrons parking in the parking garages accessible from Martin Luther King Drive, there are several entry points:
- » Gate 8, located at Main Street at the northwest corner of Nippert Stadium just past the Center Court Cafeteria.
- » Three gates are located inside of adjacent to the Tangeman University Center, Gate 5 (premium seating entrance bridge in the UC Bookstore), Gate 6 (ground level near the Catskeller) and Gate 7 (TUC food court exit near Main Street and Bearcats Plaza).

NIPPERT STADIUM GATES OPEN 90 MINUTES PRIOR TO KICKOFF

ENTRY FROM THE EAST

- » For patrons parking in the Corry, Calhoun, and CCM garages, there are two convenient entry points:
- » Gates 3a and 3b, located on the east and west sides of the Dieterle Vocal Arts Center (south or horseshoe end of the stadium)
- » Gate 2 located at Victory Plaza and Sheakley Lawn.

ENTRY FROM THE SOUTH

- » For patrons parking in the CCM garage, the most convenient gate, Gate 4, is located between Emery Hall and Tangeman University Center.

PREMIUM SEATING ENTRY

- » For patrons with club seats, patio suites or suite tickets, entry is available through the Gate 5 bridge inside the UC Bookstore on the third floor of Tangeman University Center.



2017 CINCINNATI FOOTBALL



PLAYER PROFILES

PLAYER PROFILES



3 • CHRISTIAN ANGULO

CB • 6-2 • 187 • So. • SQ • Tampa, Fla./East Bay

2016: Did not see any game action.

2015: Redshirted.

PRIOR TO UC: Tabbed as a two-star prospect by 247Sports.com, Rivals.com and Scout.com h named First Team All-Conference, First Team All-County and First Team All-Area his senior season h recorded 26 tackles, three interceptions and forced two fumbles in 2014 h tallied 33 tackles, two interceptions and seven pass break-ups in 2013 h coached by Frank LaRosa h picked UC over Temple, South Alabama, North Dakota and Florida International.



57 • CORY ARMSTRONG

LS • 6-1 • 247 • Fr. • RS • Sagamore Hills, Ohio/Walsh Jesuit

2016: Redshirted

PRIOR TO UC: Three-way player for the Warriors who saw time at center, long snapper and defensive line ... two-year letterwinner at Walsh Jesuit and teh eteam's special teams player of the year as a senior ... Second-Team All-North Coast League selection at center ... was tabbed as a 5-star snapping recruit ... coached by Scott Beigie.



55 • CALEB ASHWORTH

DE • 6-3 • 255 • So. • 1L • Dry Fork, Va./Tunstall

2016: Made an impact late in the season, making his first career starts at Temple and UCF ... finished with 15 tackles, three for a loss and a pair of sacks in six appearances ... recorded his first career sack at Temple and his second against Memphis ... closed out the season with a career-best five stops at Tulsa ... tallied a tackle for a loss in three different games.

2015: Redshirted.

PRIOR TO UC: Ranked a three-star prospect by 247sports.com, Rivals.com and ESPN.com ... viewed as the No. 37 prospect in the state of Virginia by Rivals.com ... tabbed the No. 38 prospect in the state of Virginia and No. 98 defensive end in the 2015 class by ESPN.com ... has tallied 386 tackles, 36 sacks and forced nine fumbles in his career ... posted back-to-back 100 tackle seasons his junior and senior year ... recorded double-digit sacks in 2013 and 2014 ... coached by Buddy Brown ... chose UC over Maryland, North Carolina, Virginia Tech and others.

CAREER STATISTICS

Defense	G	Solo	Asst.	Total	Sck/Yds	TFL/Yds	FF	FR	PD	Int/Yds
2016	6	8	7	15	2 / 17	3 / 18	--	--	--	--
TOTAL	6	8	7	15	2 / 17	3 / 18	--	--	--	--



68 • DOUG BATES

OL • 6-4 • 248 • Fr. • RS • Cincinnati, Ohio/Moeller

2016: Redshirted

PRIOR TO UC: Tabbed a three-star prospect by 247sports, Scout.com and ESPN.com ... viewed as the No. 16 tight end in the 2015 class and No. 41 overall prospect in the state of Ohio by ESPN.com ... rated as the No. 4 tight end in the state of Ohio by Scout.com and MaxPreps ... listed as the No. 69 prospect in Ohio and No. 54 tight end in the 2015 class by 247sports.com ... reeled in 18 catches for 303 yards and three touchdowns in 2014 ... coached by John Rodenberg ... his father Doug, played football at UC and lettered in 1989 ... chose UC over Ball State, Miami [OH], Toledo and others.



5 • MIKE BOONE

RB • 5-10 • 205 • Sr. • 3L • Macclenny, Fla./Baker County

2016: Saw action in nine games before a foot injury against BYU caused him to miss the rest of the season ... carried 105 times for 388 yards and two TDs, averaging 3.7 yards per carry and 43.1 yards per game ... caught 20 passes out the backfield for 249 yards, a 12.4 yards per catch average ... had a career best four receptions against Miami [Ohio] and a career long 35 yard reception against Houston ... totaled 21 kick returns for an average of 24.1 yards per returns and career-long 60-yard effort at Temple ... carried 14 times for a season high 88 yards against East Carolina, his first career start ... rushed for 70 or more yards three times, but nagging injuries limited his breakaway ability ... before being injured against BYU, had three touches (two rushes, one reception) for 33 yards along with a 37-yard kick return.

2015: Played in 10 games on the year ... Totaled 717 rushing yards on 96 careers for an average of 7.5 yards per carry ... Returned 14 kicks to the tune of 231 yards, with a long of 37 yards ... Finished regular season ranked sixth in the conference and 83rd nationally with 105.5 all-purpose yards per game ... Was ninth in the league with 71.7 rushing yards per game ... Carried it 13 times for 86 yards and two touchdowns in the season opener against Alabama A&M ... Ran for 118 yards and one touchdown on just four carries at Miami [Ohio], highlighted by a 74-yard run ... Carried nine times for 53 yards and a touchdown at BYU ... Rushed 13 times, totaling 117 yards, in win over UConn ... Had a season-high 137 yards on 18 carries against Tulsa, finding the endzone on three runs ... Ran for 56 yards and a touchdown on 16 rushes in the regular season finale at East Carolina.

2014: True freshman back was originally scheduled to redshirt in 2014 ... led the team in rushing with 650 yards and nine TDs in nine games ... averaged 6.4 yards per carry and had only five lost yards ... scored in seven-straight games (at SMU to vs. Houston) ... made his UC debut at Miami (Fla.) due to injuries to Tion Green and Hosey Williams ... had a career-best three receptions for 18 yards against the Hurricanes ... also toted the ball three times for 14 yards ... rushed five times for 18 yards and his first career score at SMU ... finished with a career-best 212 yards and a TD on 19 carries against USF ... first UC back to rush for 200 yards since Isaiah Peard did it against Rutgers in 2010 ... carried 15 times for 113 yards and a score at Tulane ... toted nine times for 45 yards and a TD against East Carolina ... scored a TD out of the Wild Bearcat package at UConn ... finished with 52 yards on nine carries and had a tackle on special teams ... tallied 62 yards on 14 carries and scampered for a 1-yard TD off a direct snap at Temple ... rushed 17 times for 85 yards and scored three times against Houston ... had TD runs of 5, 1 and 6 yards against the Cougars.

PRIOR TO UC: Played for coach Ryan Sulkowski at Baker County High School ... Helped Baker County to a 7-3 record as a senior, catching 57 passes for 1,068 yards and 18 touchdowns ... Had a school record 211 receiving yards in a game in 2013 ... Rated a two-star wide receiver by Rivals, Scout and 247 Sports, but expected to play running back at UC ... Chose the Bearcats over Florida International and Idaho, among others.

CAREER STATISTICS

Rushing	G	Att	Yards	Yds/Rsh	Long	TD	Yds/G
2014	9	101	650	6.4	63	9	72.2
2015	11	104	749	7.2	74	9	68.1
2016	9	105	388	3.7	18	2	43.1
TOTAL	29	310	1787	5.8	74	20	61.6

Receiving	G	Rec	Yards	Yds/Rec	Long	TD	Yds/G
2014	9	6	62	10.3	25	0	6.9
2015	11	15	108	7.2	24	0	9.8
2016	9	20	249	12.4	54	0	27.7
TOTAL	29	41	419	10.2	54	0	14.4

Returns	G	Ret	Yards	Yds/Ret	Long	TD	Yds/G
2014	9	0	0	--	0	0	--
2015	11	17	279	16.4	37	0	25.4
2016	9	21	506	24.1	60	0	56.2
TOTAL	29	38	785	20.7	60	0	27.1



24 • TAYLOR BOOSE

RB • 6-0 • 212 • So. • 1L • Clifton, Va./Centreville

2016: Played in four games in a reserve running back role ... carried twice for nine yards, averaging 4.5 yards per carry.

2015: Redshirted.

PRIOR TO UC: Listed as a three-star prospect by 247sports.com, Rivals.com and ESPN.com ... ranked the No. 27 prospect in the state of Virginia and No. 67 running back in the 2015 class by ESPN.com ... 247sports.com has him as the No. 34 prospect in Virginia and No. 5 fullback in the 2015 class ... rated No. 38 prospect in Virginia by Rivals.com ... listed as the No. 4 running back in Virginia by Scout.com ... rushed for 1,302 yards and 20 touchdowns in just nine games in 2014 ... aided Centreville to a state championship in 2013 ... coached by Chris Haddock ... selected UC over Wake Forest, Temple, Nevada and others.

CAREER STATISTICS

Rushing	G	Att	Yards	Att	Long	TD	Yds/G
2016	4	2	9	4.5	5	0	2.2
TOTAL	4	2	9	4.5	5	0	2.2



47 • LANDON BRAZILE

DE • 6-5 • 257 • Jr. • 2L • Dayton, Ohio/Thurgood Marshall

2016: Tore his ACL with four games left in the season and missed the rest of the season with the injury ... tied a career high with three tackles in the opener against UT Martin ... had his first career pass breakup against East Carolina ... made the first two starts of his career against USF and at UConn ... reset his career mark with five tackles against USF.

2015: Saw action in five games on the year ... Recorded a pair of tackles in the season-opener versus Alabama A&M ... Had one tackle at Memphis ... Made three tackles versus UConn.

2014: Redshirted.

PRIOR TO UC: Product of Dayton's Thurgood Marshall High School, where he played for coach Earl White ... Helped team to second round of OHSA Division III Playoffs ... Rated a three-star prospect as an athlete by Scout, Rivals and 247 Sports, but projected to play defensive end at UC ... Listed as the nation's No. 49 prospect at defensive end by Scout ... Ranked the No. 69 overall prospect in Ohio by 247 ... Chose Cincinnati over Arkansas, Purdue, Indiana and Ohio, among others ... Will become team's fifth player from Dayton.

CAREER STATISTICS

Defense	G	Solo	Asst.	Total	Sck/Yds	TFL/Yds	FF	FR	PD	Int/Yds
2015	6	3	3	6	--	1 / 1	--	--	--	--
2016	8	4	12	16	--	0.5 / 1	--	--	1	--
TOTAL	14	7	15	22	--	1.5 / 2	--	--	1	--



92 • CURTIS BROOKS

DT • 6-3 • 280 • Fr. • RS • Danville, Va./George Washington

2016: Redshirted

PRIOR TO UC: A second team selection to the All-Region 4A West squad ... second-team honoree on the DRB All-Metro Defensive Football Team ... GoDanRiver.com called him one of the area's most terrorizing defensive linemen ... totaled 82 tackles, 15.5 tackles for a loss, nine sacks, two fumble recoveries, a blocked field goal and a defensive touchdown as a senior ... also played basketball ... chose Cincinnati over East Carolina and Virginia among others.



96 • CORTEZ BROUGHTON

DT • 6-2 • 297 • Jr. • 2L • Warner Robins, Ga./Veterans

2016: A Second-Team All-AAC honoree who started all 12 games for the Bearcats and was a disruptive force up the middle. He finished the season with 42 tackles, including a season-high five stops against USF. He added five tackles for a loss, two-and-a-half sacks, a pair of pass break ups and his first career interception, against Miami [Ohio] as UC won the Victory Bell for the 11th straight year. He helped lead a defensive front that improved 15 spots in the NCAA FBS rush defense rankings, 16 spots in scoring defense, 58 spots in team tackles for loss and 24 spots in sacks.

2015: Played in 11 games, totaling 26 tackles, as well as 1.5 tackles for loss ... Recorded five tackles, including 0.5 for a loss and one quarterback hurry, at Miami [Ohio] ... Posted four tackles at Houston ... Made five tackles in home finale versus Tulsa.

2014: Appeared in two games before suffering a season-ending injury ... received a medical redshirt.

2013: Appeared in two games before suffering a season-ending injury ... received a medical redshirt.

PRIOR TO UC: Tabbed as a two-star recruit by 247Sports.com, Rivals.com and Scout.com ... two-way player who saw time on the defensive and offensive line ... tabbed as the SportsMic.com All-County Defensive Player of the Year in 2013 ... tallied 58 total tackles as a senior, including 35 solo stops and 11 tackles for a loss ... also had an interception, sack and pass defended ... son of Barbara and Luther Broughton ... has two brothers, Malik and Khalil ... Malik is a wide receiver at Albany State ... part of the group that started the first high school team at Veterans ... played in the 2009 Little League World Series in Williamsport, Pa. for the Warner Robins All-Stars ... coached by David Bruce ... chose Cincinnati over Middle Tennessee, East Carolina, NC State and others.

CAREER STATISTICS

Defense	G	Solo	Asst.	Total	Sck/Yds	TFL/Yds	FF	FR	PD	Int/Yds
2014	2	--	--	--	--	--	--	--	--	--
2015	12	12	16	28	--	1.5 / 4	--	--	2	--
2016	12	21	21	42	2.5 / 23	5 / 29	--	--	2	1 / -2
TOTAL	26	33	37	70	2.5 / 23	6.5 / 33	--	--	4	1 / -2

PLAYER PROFILES




99 • MARCUS BROWN

DT • 6-3 • 332 • Fr. • RS • Naples, Fla./East Coast Prep

2016: Redshirted

PRIOR TO UC: A three-star prospect by 247Sports.com and a two-star prospect by Rivals.com ... spent a year at East Coast Prep in Great Barrington, Massachusetts following his high school graduation ... played at Lely HS in Naples, Fla. prior to his season at East Coast Prep ... played both offensive guard and defensive tackle for the Trojans ... earned third team all-state recognition and was nominated for the U.S. Army All-American Bowl as a senior ... won a district championship in the discus for Lely's track and field team in April 2015 ... in 2014, the Trojans went 8-4 and won their first district title and playoff game in two decades. Lely rushed for 216.3 yards per game behind an offensive line anchored by Brown ... didn't play football until he was a freshman in high school as he was over the height/weight limit for local youth leagues ... chose UC over offers from East Carolina, UConn and Temple ... son of Joyce Brown.



60 • ZACH BYCZNSKI

OL • 6-3 • 310 • Fr. • RS • Berea, Ohio/Berea

Name pronounced Buh-zin-skee.

2016: Redshirted

PRIOR TO UC: Enrolled at UC in January 2016 to participate in spring football ... widely considered one of the top Ohio offensive line recruits in the 2016 class ... a consensus three-star recruit by 247Sports.com, ESPN.com, Rivals.com and Scout.com ... 247Sports tabbed him as the No. 8 center in the nation in the 2016 class ... also listed as a Top-50 player in Ohio ... named pre-season Most Valuable Lineman in the Southwestern Conference by Cleveland.com ... finished his senior season with a 6-4 mark and a first-round playoff appearance ... was a 20-game starter for the varsity squad ... graded out a 90% ... earned academic all-conference honors ... coached by Ray Hradek ... chose Cincinnati over offers from Illinois, Maryland and Minnesota and others.



74 • KENDALL CALHOUN

OL • 6-7 • 290 • Jr. • JC • Paducah, Ky./Tilghman/Lackawanna CC

2016: Played in the opener against UT Martin but did not see any game action the rest of the season.

PRIOR TO UC: Junior-college transfer enrolled at UC in January and will participate in spring football ... has two years of eligibility remaining ... joins UC after a stint at Lackawanna CC ... a three-star prospect by 247Sports.com and ESPN.com ... tabbed as a top-15 JUCO offensive tackle by ESPN.com ... possesses good footwork for his size ... was a teammate of former Bearcat Delonte Murray during his freshman year at Lackawanna ... coached by Mark Duda ... Calhoun told 247Sports.com in a recent interview: "Signing with Cincinnati means that I will be joining a long line of excellence and a great winning tradition. Cincinnati fans can expect hard-work, diligence, and 100% effort from me over these next two years."



72 • GARRETT CAMPBELL

OL • 6-6 • 310 • Sr. • 2L • Cincinnati, Ohio/St. Xavier

2016: Saw action in 11 games as a backup guard and on the field goal and extra point units.

2015: Played in nine games as a backup guard and on the field goal and extra point units.

2014: Did not see any game action.

2013: Redshirted.

PRIOR TO UC: Second-Team All-GCL selection for a GCL Championship squad in 2012 ... started on the offensive line as a junior and senior at guard and center ... part of a regional and section championship team as a junior in 2011 ... prepped for Coach Steve Specht



24 • MALIK CLEMENTS

S • 6-0 • 199 • Jr. • 2L • Danville, Va./George Washington

2016: Played in all 12 games at safety and nickel and made his first career start against Miami (Ohio) ... recorded a career best nine tackles twice - in UC's 11th-straight win over the Red-Hawks and against BYU ... finished with 36 tackles on the year and 15 solo stops, both career highs ... was UC's leading special teams tackler with seven on the season ... also added seven

stops against USF.

2015: Played in all 12 games, recording 23 total tackles ... Made a pair of tackles in the season-opener against Alabama A&M ... Had four tackles, three solo, at Memphis ... Had a pair of tackles in consecutive games against UConn and UCF ... Recorded five tackles to go along with an 11-yard fumble return versus Tulsa ... Made three tackles, all solo, at USF.

PRIOR TO UC: Listed as a three-star recruit by 247sports.com, Scout.com and ESPN.com ... played both safety and wide receiver ... ranked the No. 36 prospect in the state of Virginia and No. 81 safety in the 2015 class by 247sports.com ... tabbed the No. 2 safety in Virginia and No. 120 in the 2015 class by Scout.com ... rated the No. 46 prospect in Virginia and No. 124 safety in the 2015 class by ESPN.com ... caught 54 passes for 980 yards and 12 touchdowns in 2014 ... recorded 83 tackles and six interceptions in 2013 while also reeling in 34 passes for 648 yards and 11 touchdowns ... coached by Nick Anderson.

CAREER STATISTICS

Defense	G	Solo	Asst.	Total	Sck/Yds	TFL/Yds	FF	FR	PD	Int/Yds
2015	13	11	12	23	--	0.5 / 0	--	1	--	--
2016	12	15	21	36	--	--	--	--	1	--
TOTAL	25	26	33	59	--	0.5 / 0	--	1	1	--



18 • TYLER COGSWELL

TE • 6-5 • 254 • Sr. • 2L • Coral Springs, Fla./American Heritage

2016: Played in all 12 games, earning his first career start in the season opener against UT Martin. Saw extensive action on special teams as well. Finished with two catches for 42 yards. Completed his first career pass at Tulsa, tossing a 29-yard throwback to QB Hayden Moore for a touchdown ... earned his bachelor's degree in finance in April 2016.

2015: Saw the field in all 12 games ... Made four catches on the year, totaling 22 yards ... Also made one special teams tackle ... Had one catch against Memphis ... Grabbed one pass for a seven-yard touchdown versus Miami (Fla.) ... Totaled one reception each against Tulsa and East Carolina ... Had one tackle at BYU.

2014: Played in seven games, mainly on special teams ... caught one pass for seven yards.

2013: Redshirted.

PRIOR TO UC: A consensus three-star choice by ESPN.com, Rivals.com, Scout.com and 247Sports.com ... a quarterback as a prep who will transition to tight end ... rated among the Top-100 players in Florida and the Top-30 pocket passers in the country ... ranked 18 in the Sun Sentinel's Top 50 Broward County players ... an Honorable Mention Class 5A All-State selection ... finished 81-of-161 for 1,824 yards and 23 TDs as a senior ... had a 23-3 touchdown to interception ratio ... as a junior, Cogswell threw 1,833 yards along with 23 TDs and posted a 23-10 touchdown-interception ratio ... coached by Jeff Del-

lenbach ... originally committed to Arkansas as a quarterback ... chose UC over Nebraska, Hawai'i and Western Kentucky.

CAREER STATISTICS

Receiving	G	Rec	Yards	Yds/Rec	Long	TD	Yds/G
2014	7	1	3	3.0	3	0	0.4
2015	13	4	22	5.5	7	1	1.7
2016	12	2	42	21.0	29	0	3.5
TOTAL	32	7	67	9.6	29	1	2.1

**13 • GRANT COLEMAN**

CB • 6-0 • 179 • Sr • 3L • Columbus, Ohio/Reynoldsburg

2016: Started 12 games at corner, making a strong comeback from an injury-riddled 2015 campaign ... tallied 31 tackles, one for a loss, a forced fumble at UConn, a fumble recovery against Houston and his first career interception, which also came against Houston ... ran his recovered fumble back 53 yards to set up a UC field goal just before the half ... recorded

a season-best four tackles twice, against East Carolina and at UCF ... earned his bachelor's degree in organizational leadership in December 2016.

2015: Played in four games ... Made four tackles, including two for a loss, while adding a pass break-up against Temple ... Had one tackle and one pass break-up at Miami (Ohio) ... Recorded a pair of tackles, both solo, at Memphis ... received a medical redshirt.

2014: Walk-on corner thrust into a starting role with the season-ending injury to Adrian Witty ... has started every game since Miami (Ohio), totaling 54 tackles, a TFL and a forced fumble ... had six stops and forced a fumble in the opener against Toledo ... finished with four tackles against Miami (Ohio) ... had three solo stops at Ohio State ... set and tied a career mark with seven tackles against Memphis and at Miami (Fla.) ... had five stops at SMU ... totaled six tackles against USF ... finished with a pair of tackles and a PBU at Tulane ... had three stops against East Carolina ... tallied four tackles at UConn ... finished with five stops at Temple.

2013: Assisted on two tackles in the win over Northwestern State (09/14)...had three tackles in the rout of Rutgers (11/16).

CAREER STATISTICS

Defense	G	Solo	Asst.	Total	Sck/Yds	TFL/Yds	FF	FR	PD	Int/Yds
2013	6	2	3	5	--	--	--	--	1	--
2014	13	35	21	56	--	1 / 1	1	--	2	--
2015	4	4	3	7	--	2 / 3	--	--	2	--
2016	12	20	11	31	--	1 / 1	1	1	1	1 / 11
TOTAL	35	61	38	99	--	4 / 5	2	1	6	1 / 11

**44 • MARQUISE COPELAND**

DT • 6-3 • 270 • Jr. • 2L • Cleveland, Ohio/Bedford

2016: Played in all 12 games, finishing with 59 tackles, 4.5 stops for a loss, two forced fumbles, a sack and a pass defended ... set a career high with eight tackles in two games, at Temple and at Tulsa ... his eight tackles at Temple were all solo stops ... finished with five or more tackles eight times ... forced fumbles at Purdue and against Miami (Ohio) ... recorded his

first career sack against Miami (Ohio) ... broke up/defended his first career pass against ECU ... Thirty-nine of his 59 tackles in 2016 came in the last six games of the season.

2015: Saw the field in nine of 12 games on the season ... Totaled 12 tackles ... Had three tackles against Temple ... Made one solo tackle each against Miami (Ohio) and Memphis ... Recorded four tackles at BYU ... Had a solo tackle in the win at East Carolina.

PRIOR TO UC: Labeled a three-star recruit by 247sports.com, Rivals.com, Scout.com

and ESPN.com ... ranked the No. 33 prospect in the state of Ohio and No. 34 weak-side defensive end in the 2015 class by Rivals.com ... tabbed the No. 38 prospect in Ohio and No. 41 weak-side defensive end in the 2015 class by 247sports.com ... listed as the No. 2 middle linebacker in Ohio and No. 25 middle linebacker in the 2015 class by Scout.com ... tagged the No. 29 prospect in Ohio and No. 53 outside linebacker in the 2015 class by ESPN.com ... recorded 29 total tackles and 4.5 sacks in 2014 ... coached by Sean Jackson ... chose UC over Illinois, Louisville, Indiana, Kentucky and others.

CAREER STATISTICS

Defense	G	Solo	Asst.	Total	Sck/Yds	TFL/Yds	FF	FR	PD	Int/Yds
2015	10	6	9	15	--	1 / 1	--	--	--	--
2016	12	18	41	59	1 / 9	4.5 / 13	2	--	1	--
TOTAL	22	24	50	74	1 / 9	5.5 / 14	2	--	1	--

**71 • KOREY CUNNINGHAM**

OL • 6-6 • 318 • Sr. • 3L • Montevallo, Ala./Montevallo

2016: Started 12 games at left tackle, his first significant game action at UC ... was on the field for 831 of UC's 850 offensive plays this season.

2015: Saw the field in nine of 12 games this season ... Blocked for a Bearcats offense which ranked fifth nationally in total offense (559.4 yards per game), fourth nationally in passing offense (373.1 yards per game) and fourth in the conference in rushing offense (186.3 yards per game).

2014: Part of an offensive line unit which tallied the second highest yardage total (5,982) in school history in 2014 ... Bearcats ranked in the top five in the American Athletic Conference in scoring offense (2/35.4), passing offense (2/300.2), rushing offense (4/157.6) and total offense (2/457.8) ... UC surrendered only 16 sacks, second in the league.

PRIOR TO UC: A three-star prospect by Scout.com and 247Sports.com ... a two-star choice by Rivals.com ... ranked among the Top-60 tight ends in the nation ... made the Al.com All-Shelby team as a defensive end ... had 45 tackles and four sacks ... named to the All-Metro preseason team by the Birmingham News at tight end ... has a bench press max of 315 pounds ... limited to 12 catches as a junior ... spent most of his junior year playing on the offensive line due to players being injured ... also played baseball and basketball for his high school ... coached by Andrew Zow ... chose UC over UAB, Ole Miss and Auburn.

**31 • KYLE CURTIS**

LS • 6-2 • 220 • Sr. • SQ • Westerville, Ohio/South/John Carroll

2016: Did not see any game action.

PRIOR TO UC: Spent the 2013-14 season as a linebacker at John Carroll University outside of Cleveland ... saw action in three games for the Blue Streaks ... prepped for Rocky Pentello at Westerville South High School ... Graduated with 3.5 GPA ... Scholar athlete in both football and baseball ... son of Torri and Jim Curtis.

PLAYER PROFILES



83 • JOSIAH DEGUARA

TE • 6-3 • 230 • So. • 1L • Folsom, Calif./Folsom

Name pronounced DUH-gah-ruh.

2016: Played in all 12 games, mostly on special teams and as a reserve tight end ... finished with four receptions for 47 yards ... had a career best 28-yard grab against Houston ... tallied a pair of catches for 15 yards in the season finale at Tulsa.

2015: Redshirted.

PRIOR TO UC: A two-star prep by 247Sports.com and Rivals.com ... tallied 240 receptions for 3,274 yards and 42 touchdowns as a prep ... Bulldogs went 16-0 and won the CIF State Division I Championship in 2014 ... earned MaxPreps 2014 California Division I All-State Football Team honors at TE and grabbed Sacramento Bee First-Team All-Metro honors as a hybrid back in 2014 ... totaled a career best 114 receptions for 1,671 yards and 24 scores as a senior ... named Sacramento Bee High School Player of the Week after hauling in nine receptions for 219 yards and four touchdowns in a 63-0 win over Granite Bay ... earned Sacramento Bee All-Metro honors for a 14-1 team in 2013 ... finished with 104 receptions for 1,354 yards and 16 touchdowns as a junior ... had 22 catches for 249 yards and two TDs as a sophomore in 2012 ... part of three-straight San Joaquin Section Division 2 Championship teams ... was a co-captain and starter for FHS' basketball team that took home a Northern California Championship in 2013-14 and also played baseball in high school ... chose Cincinnati over the Air Force Academy ... coached by Kris Richardson and Troy Taylor.

CAREER STATISTICS

Receiving	G	Rec	Yards	Yds/Rec	Long	TD	Yds/G
2016	12	4	47	11.8	28	0	3.9
TOTAL	12	4	47	11.8	28	0	3.9



32 • GERRID DOAKS

RB • 6-0 • 206 • Fr. • RS • Indianapolis, Ind./Lawrence Central

2016: Redshirted ... named UC's Co-Offensive Scout Team Player of the Year.

PRIOR TO UC: Rated a three-star recruit by Scout, 247Sports and ESPN ... Slotted as the No. 36 running back by Scout, as well as eighth in the Midwest and third in Indiana ... Rated 70th at his position by 247Sports and 14th in Indiana ... Projected as the 105th-ranked running back in the country by ESPN with an overall grade of 73 while ranking as the 15th-best prospect in Indiana ... Played for Jed Richman at Lawrence Central in Indianapolis ... Recorded 2,953 career rushing yards, good for 6.9 per rush ... Averaged 140.6 rushing yards per game ... Scored 37 career rushing touchdowns ... Ran for 1,705 yards as a senior with 22 touchdowns ... Posted 1,242 yards during junior season, scoring 15 touchdowns ... Chose UC over Indiana, Ball State, Miami [Ohio], Toledo and Western Michigan.



36 • SHELDON DOSS

S • 6-1 • 209 • So. • 1L • Detroit, Mich./UD Jesuit

2016: Saw action in the 2016 season finale at Tulsa, but did not record any statistics.

2015: Redshirted

PRIOR TO UC: Prepped for Oscar Olejniczak at UD Jesuit HS, the same alma mater of former UC standouts Connor Barwin and George Winn ... two-way player who saw time at receiver and cornerback ... also ran track.



41 • JOEL DUBLANKO

LB • 6-3 • 235 • Fr. • RS • Aberdeen, Wash./IMG Academy

2016: Redshirted ... was a unanimous choice as UC's Defensive Scout Team Player of the Year.

PRIOR TO UC: A four-star prospect by Scout.com and tabbed a three-star prospect by 247Sports.com ESPN.com and Rivals.com ... Scout.com lists him as the No. 41 defensive end in the

2016 class ... 247Sports rates as the No. 18 inside linebacker in the 2016 class ... Phil Steele tabbed him as one of the 50 best incoming freshman linebackers in the nation ... played in the Semper Fidelis All-American Bowl ... played at IMG Academy in Bradenton, Fla. as a senior ... recorded 62 tackles, averaging 7.8 per game in eight appearances ... also totaled 8.0 tackles for a loss, a pair of forced fumbles, 1.5 sacks and a fumble recovery ... recorded 114 tackles during his junior season at Aberdeen HS ... Named 1A Evergreen Division Second-Team All-League in 2014 ... joined USA Football as a member of the Under-16 program and played in four national all-star games with Team USA, including the International Bowl at AT&T Stadium in Dallas with the USA Under-18 National Team ... prepped at the same high school as longtime NFL tight end Mark Bruener ... Chose to attend UC over offers from Mississippi State, Washington State and Tennessee among others.



89 • JAKE ELFERS

TE • 6-4 • 234 • Jr. • SQ • Cincinnati, Ohio/Loveland

2016: Did not see any game action.

2015: Made an appearance late during UC's season-opening win over Alabama A&M.

2014: Redshirted.

PRIOR TO UC: Prepped for Fred Cranford at Loveland HS ... part of the Tigers 2013 OHSA Division II State Championship team ... finished as the team's top receiver with 17 catches for 164 yards ... blocked for a trio of 1,000-yard rushers in 2013 ... recorded another 10 catches for 126 yards and a pair of TDs in the postseason run, including a TD in a snowy state title game win over Glensville ... had 11 receptions as a junior ... also played center on the basketball team.



75 • CHRIS FERGUSON

OL • 6-5 • 288 • Jr. • SQ • Nassau, Bahamas/Lake Nona

2016: Did not see any game action.

2015: Switched from defensive line to offensive line ... did not see any game action.

2014: Redshirted.

PRIOR TO UC: A three-star recruit according to ESPN.com and has a pair of stars from 247sports.com and Scout.com ... recorded 17 total tackles, one sack, one forced fumble and one fumble recovery during his senior season ... played in the Orange County Metro All-Star Game ... had never played football until August 2013 after moving to Orlando from the Bahamas ... also played basketball and soccer ... coached by Anthony Paradiso ... picked UC over offers from Illinois, Minnesota and Western Kentucky.

**51 • KIMONI FITZ**

DE • 6-3 • 252 • Jr. • 2L • Ringgold, Va./Dan River

2016: Played in all 12 games, earning seven starts ... set career bests in all categories with 37 tackles, three tackles for a loss and 1.5 sacks ... set a career high with six stops against BYU ... recorded his first career sack in the season opener against UT Martin ... had four or more tackles on four occasions ... came on strong at the end of the season, tallying 17

tackles in UC's last four games.

2015: Saw the field in 11 of 12 games on the year ... Had a pair of tackles, including one-half for a loss, at Miami (Ohio) ... Made a pair of tackles at BYU ... Recorded three tackles versus UConn ... Made five tackles and added a quarterback hurry at Houston.

PRIOR TO UC: Played at Dan River High School for coach Ferrell Edmunds ... posted a total of 116 tackles [37 solo, 116 assist] as a senior, including 29.0 tackles for loss and 15.0 sacks, while also recording 15 quarterback hurries and forcing two fumbles ... recorded 210 total tackles during his prep career, including 22.0 sacks, good for an average of 5.3 tackles per game ... listed as a three-star prospect at defensive end by 247 Sports ... Also ranked as the No. 41 overall prospect in Virginia by 247 ... Chose Cincinnati over East Carolina and Liberty.

CAREER STATISTICS

Defense	G	Solo	Asst.	Total	Sck/Yds	TFL/Yds	FF	FR	PD	Int/Yds
2015	11	8	7	15	--	1.5 / 1	--	--	--	--
2016	12	17	20	37	1.5 / 7	3 / 11	--	--	--	--
TOTAL	23	25	27	52	1.5 / 7	4.5 / 12	--	--	--	--

**61 • MASON GARRISON**

OL • 6-5 • 280 • So. • SQ • Cincinnati, Ohio/Oak Hills

2016: Did not see any game action.

2015: Redshirted

PRIOR TO UC: Local walk-on prepped at Oak Hills HS for Coach Dan Scholz ... played tackle for the Highlanders ... was a three-year starter and letterwinner ... a team captain as a senior ... earned the Archie Griffin Sportsmanship Award in 2010.

**85 • THOMAS GEDDIS**

WR • 6-1 • 167 • So. • 1L • Pompano Beach, Fla./Blanche Ely

2016: Saw action in eight games at wide receiver ... finished with seven receptions for 139 yards and a TD ... caught a 38-yard TD reception at Tulsa to put UC on the board with 8:31 in the first quarter ... was his first career TD reception ... added a career-long 48-yard catch later in the game ... the true freshman entered the Tulsa game with four receptions for 29 yards

... finished the game with a career best three catches for 104 yards and a TD.

PRIOR TO UC: Rated a three-star recruit by Scout and a two-star prospect by 247Sports ... Ranked as one of the top-500 prospects in Florida by 247Sports ... Played for coach Nakia Jenkins at Blanche Ely High School ... Chose Cincinnati over Illinois, Toledo and Appalachian State, among others.

CAREER STATISTICS

Receiving	G	Rec	Yards	Yds/Rec	Long	TD	Yds/G
2016	8	7	139	19.9	48	1	17.4
TOTAL	8	7	139	19.9	48	1	17.4

**16 • ANDREW GANTZ**

K • 5-9 • 178 • Jr. • 2L • Dayton, Ohio/Centerville

2016: Lou Groza Award nominee suffered a hip injury during training camp and was limited to two games before re-injuring the hip during warm ups for the USF game ... hit both his field goal attempts, a 26-yarder at Purdue and 37-yard try against Houston ... also was 7-of-7 on PATs.

2015: Second team All-American Athletic Conference selection ... Named to Preseason Watch List for Lou Groza Award ... Awarded a scholarship in the summer of 2015 ... Played in all 12 games ... Ranked 17th nationally in scoring at 9.3 points per game ... Went 21-27 on field goals for the year, with a long kick of 51 ... Was 48-49 on point-after attempts ... Averaged 6.8 yards on 83 kickoffs, with 30 going for a touchback ... Made all three field goals with a long of 46 against Miami (Ohio) ... Hit on four of five field goal attempts at Memphis, including one from 49 yards ... Hit a career-long 51 yard field goal while going 2-2 in win over Miami (Fla.) ... Hit on two of three attempts at East Carolina, drilling a 50-yard FG while also kicking a 42-yard field goal as time expired for a 19-16 UC win ... Named American Athletic Conference Special Teams Player of the Week for his game-winner against the Pirates.

2014: Second-Team All-American Athletic Conference selection ... semifinalist for the Groza Award ... 16-of-20 on field goals and 52-of-54 on PATs ... led the Bearcats with 100 points scored ... his 100-point effort is only the fifth time a UC kicker has eclipsed the mark in 127 seasons ... made his first career field goal of 34 yards against Toledo ... added a 21-yard effort against Miami (Ohio) ... after missing a kick at Memphis, tallied 12-straight field goals, including a career-best 47-yard game-winning effort against East Carolina.


2013: Redshirted.

PRIOR TO UC: Three-star kicker was ranked as the nation's No. 7 kicker in the 2013 class by 247Sports ... Chris Sailer Kicking tabbed him as a five-star prospect and an Event Elite Top-12 kicker ... as a senior, was tabbed First-Team All-Greater Western Ohio Conference and First-Team All-GWOC Central Division at punter ... kickoff specialist who pinned opposing teams inside their own 15-yard line 38 times in 2012 ... in 2011, set GWOC ALL-Time Record for most Touchbacks in a single season and led the GWOC in Average Distance, Total Yards, and Touchbacks ... set school records for most touchbacks in a game [6] and season [20] ... chose to attend Cincinnati over offers from Tennessee, Nevada, Utah and Portland State ... coached by Ron Ullery.

CAREER STATS

Year	FGM-FGA	Pct.	1-19	20-29	30-39	40-49	50+	Lg	PAT
2014	16-20	80.0	0-0	5-5	6-7	5-7	0-1	47	52-54
2015	21-27	77.8	0-0	8-10	6-6	5-6	2-5	51	49-50
2016	2-2	100.0	0-0	1-1	1-1	0-0	0-0	37	6-6
TOTAL	39-49	79.6	0-0	14-16	13-14	10-13	2-6	51	107-110

PLAYER PROFILES



2 • TYRELL GILBERT

S • 6-1 • 200 • Jr. • 2L • Cincinnati, Ohio/Princeton

2016: Limited to eight games due to injuries ... also played hurt for most of the season after suffering a hand injury against Houston ... recorded 40 tackles, grabbed three interceptions, forced two fumbles and recovered one ... had a career performance in the season opener against UT Martin with nine tackles and a 58-yard interception return for a TD ... the INT return marked UC's first defensive

touchdown in almost three years ... had four games with five or more tackles ... finished with four tackles, his first career forced fumble and recovery at Temple ... totaled seven stops against USF ... forced a second fumble against East Carolina and also recorded seven tackles.

2015: Totaled 48 tackles on the season while playing in all 12 games ... Had three tackles in the season-opener versus Alabama A&M ... Recorded five tackles while breaking up a pair of passes against Miami (Fla) ... Had a season-best eight tackles at BYU, including six solo ... Intercepted a pass while adding three tackles versus UConn ... Matched a season-best with eight tackles against Tulsa ... Had six tackles in the regular season finale at East Carolina

2014: Redshirted

PRIOR TO UC: A three-star recruit by ESPN.com and Scout.com ... two-star recruit according to Rivals.com and 247sports.com ... listed as No. 51 safety in the class of 2014 according to Scout.com ... rated No. 124 athlete by ESPN.com and No. 72 prospect in the state of Ohio ... ranked No. 174 athlete by 247sports.com and No. 107 prospect in Ohio ... started two seasons at quarterback for Princeton and threw for 1,807 yards and 15 touchdowns while also running for 1,200 yards and 20 scores ... tallied 883 passing yards, 699 rushing yards and 19 total touchdowns his junior season ... coached by Gary Croley Jr. ... chose UC over Akron, Ball State, Bowling Green and Buffalo.

CAREER STATISTICS

Defense	G	Solo	Asst.	Total	Sck/Yds	TFL/Yds	FF	FR	PD	Int/Yds
2015	13	23	27	50	--	1 / 1	--	--	6	1 / 0
2016	10	24	16	40	--	--	2	1	2	3 / 119
TOTAL	23	47	43	90	--	1 / 1	2	1	8	4 / 119



27 • HUNTER GILLESPIE

RB • 5-11 • 200 • Fr. • RS • Cincinnati, Ohio/Taylor

2016: Redshirted.

PRIOR TO UC: Named Associated Press Second-Team Southwest All-District IV ... had 2,308 yards on 241 carries, averaging 8.5 yards per carry and 203.8 yards per game with 20 TDs as a senior ... rushed for 315 yards against Mariemont and 301 yards

against Madeira ... recorded 20 tackles, two sacks, a pair of forced fumbles, a fumble recovery and interception on defense ... had 62 carries, 9 touchdowns and 473 yards as a junior and also started at linebacker garnering 49 tackles and four interceptions, returning one for a TD ... also a standout baseball player who earned First-Team All-City honors in 2015 after hitting .392 with five doubles, 23 RBI, 28 runs scored and 22 stolen bases ... member of National Honor Society ... prepped for Coach Dave Huffman.



21 • DEVIN GRAY

WR • 6-1 • 177 • Sr. • 1L • Reno, Nev./Reed/Sierra College

2016: Tabbed as UC's Newcomer of the Year. Burst onto the UC scene in 2016, becoming the first UC wideout in 129 years to tally 100 or more receiving yards in his Bearcats debut. He hauled in a team-high 58 receptions for 860 yards and five TDs, averaging 14.8 yards per catch. Gray led the squad in receiving in five games, breaking the 100-yard mark on three

occasions. He opened the year with five catches for 111 yards against UT Martin, tallied seven receptions for 105 yards against BYU and closed out the campaign with a career best 143 yards receiving on five catches at Tulsa. Gray found the end zone five times, twice in the first half at Temple, setting a career mark. The 82-yard TD ball from QB Hayden Moore to Gray at Tulsa was UC's longest play from scrimmage in 2016.

PRIOR TO UC: Junior-college transfer enrolled at UC in January and will participate in spring football ... a three-star prospect by 247Sports.com and Scout.com ... has two years of eligibility remaining ... joins the team after a two-year stint at Sierra College in Rocklin, California ... speedy, big-time receiver with good hands who can high point the ball ... caught 69 passes for 1,154 yards and 11 TDs as a sophomore ... averaged 104.9 yards per game and 16.7 yards per catch ... selected as a 2015 All-State/All-American player for Sierra ... finished with 42 catches for 603 yards and six scores as a freshman ... averaged 14.4 yards per catch ... coached by Ben Noonan ... as a senior, led Reed High School in Sparks to the Nevada state semifinals with 93 catches for 1,329 yards and 17 touchdowns ... those statistics led the state in all three categories according to stats compiled from MaxPreps ... named the region's Offensive Player of the Year ... had 53 receptions for 904 yards and 10 TDs as a junior ... had a long catch of 85 yards and averaged 17.1 yards per reception ... coached by Ernie Howren.

CAREER STATISTICS

Receiving	G	Rec	Yards	Yds/Rec	Long	TD	Yds/G
2016	12	58	860	14.8	82	5	71.7
TOTAL	12	58	860	14.8	82	5	71.7



55 • ALEX HEIL

OL • 6-2 • 250 • So. • SQ • Wickliffe, Ohio/Benedictine/Air Force

2016: Did not see any game action.

2015: Redshirted.

PRIOR TO UC: Helped Benedictine amass 4,200 rushing yards and an OHSAA Division IV state Championship in 2014 ... played guard, tackle and started the final four games of the season at defensive tackle after a teammate was injured ... Bengals set school record for points in 2014 ... selected to play in the The News-Herald Senior Bowl and Ohio-Michigan All-Star Game ... started nearly every game his junior and senior years, except for one game in which he was injured ... carried a 4.2 GPA in HS ... coached by Joe Schaefer ... originally held an appointment to the Air Force Academy out of high school ... son of Paula and Terry Heil.

**20 • CARTER JACOBS**

S • 6-1 • 199 • Sr. • 3L • Fort Lauderdale, Fla./American Heritage

2016: Played in 11 of 12 games and started three of the last four at safety ... missed the Miami (Ohio) game, the first game missed of his career, due to a leg ailment that cropped up the night before the game ... had his best season in 2016, with 43 tackles, a pair of forced fumbles, pass defended and half tackle for a loss ... had five games with five or more tackles ...

tallied seven stops on the road at Purdue ... set a then career mark with eight tackles and a forced fumble against Houston ... made his first career start at Temple ... tied his then career high with eight stops at UCF ... set a career mark with 10 tackles, including a season best seven solo stops at Tulsa.

2015: Competed in all 12 games on the year with a total of 32 tackles and a forced fumble ... Had four tackles in the opener against Alabama A&M ... Made three solo tackles at Memphis ... Had a pair of tackles while forcing a fumble against UConn ... Had a season-best nine tackles against UCF ... Recorded eight tackles, all solo, at USF.

2014: Played in all 13 games, mainly on special teams ... recorded nine tackles on the year ... recovered a fumble and returned it for a touchdown in against Miami (Fla.) [10/11].

PRIOR TO UC: Three-star recruit according to ESPN.com and Rivals.com ... received two stars from 247sports.com and Scout.com ... rated as the No. 198 safety in the 2014 class by 247sports.com and No. 210 prospect in the state of Florida ... listed as No. 133 safety by ESPN.com and No. 262 prospect in Florida ... tallied 107 tackles, three interceptions and seven pass deflections his senior season ... had 66 stops, one interception and one fumble recovery his junior year ... coached by Mike Rumph ... chose UC over offers from Western Kentucky, Bowling Green, among others.

CAREER STATISTICS

Defense	G	Solo	Asst.	Total	Sck/Yds	TFL/Yds	FF	FR	PD	Int/Yds
2014	13	6	3	9	--	--	--	1	1	--
2015	13	21	12	33	--	--	1	--	--	--
2016	11	23	20	43	--	0.5 / 1	2	--	1	--
TOTAL	37	50	35	85	--	0.5 / 1	3	1	2	--

**78 • MORGAN JAMES**

OL • 6-6 • 307 • So. • 1L • Highland, Mich./Lakeland

2016: Saw action in 10 games as a backup tackle and on the field goal and extra point units.

2015: Redshirted.

PRIOR TO UC: Did not play high school football ... spent time after graduation playing hockey in the Southern Professional Hockey League ... First exposure to playing football occurred when he joined the Bearcats during training camp in the fall of 2015.

**98 • LYNDON JOHNSON**

DE • 6-6 • 279 • Sr. • 1L • West Point, Miss./West Point/Holmes CC

2016: Limited to three games due to injuries ... recorded three tackles.

2015: Played in all but one game on the season ... Totaled nine tackles on the year ... Had a sack at Memphis ... Made three tackles in the win over UCF ... Posted three tackles versus Tulsa.

PRIOR TO UC: Joins the Bearcats after two years at Holmes Community College in Mississippi ... had 30 tackles with six sacks and nine tackles for loss as a sophomore ...

named First-Team All-State by the Mississippi Association of Community and Junior Colleges ... earned a MACJC honorable mention selection after totaling 15 tackles, three sacks for 19 yards, three tackles for loss for 14 yards and a pass breakup as a freshman ... coached by Jeff Koonz.

CAREER STATISTICS

Defense	G	Solo	Asst.	Total	Sck/Yds	TFL/Yds	FF	FR	PD	Int/Yds
2015	12	4	5	9	1 / 9	1 / 9	--	--	--	--
2016	3	3	0	3	--	--	--	--	--	--
TOTAL	15	7	5	12	1 / 9	1 / 9	--	--	--	--

**97 • RYAN JONES**

P • 5-10 • 170 • So. • 1L • New Castle, Ind./New Castle

2016: Kickoff specialist who played in all 12 games ... kicked off 42 times, averaging 59.4 yards per kick with 14 touchbacks ... UC opponents had an average drive start at their own 25-yard line.

2015: Redshirted

PRIOR TO UC: Averaged 52.1 yards per kickoff in 2014 ... was also 8-for-8 on PAT attempts ... made three field goals as a senior, including a long kick of 34 yards ... as a junior, Jones converted a state of Indiana long kick of 52 yards against Logansport ... that kick was a New Castle school record and set the field record at Logansport ... also owned New Castle's career field goal and PAT records ... selected Class 4A State Honorable Mention by the Associated Press, and was a member of the junior class All-State by the Indiana Football Coaches Association ... son of Karla and Greg Jones ... coached by Will Ragle.

CAREER STATISTICS

KICKOFFS	No.	Yards	Avg	TB	OB	Retn	Net	YdLn
2016	53	3154	59.5	14	2	20.7	39.2	25
TOTAL	53	3154	59.5	14	2	20.7	39.2	25

**87 • BRUNO LABELLE**

TE • 6-4 • 230 • Fr. • RS • Laval, Quebec/Collège Montmorency

2016: Redshirted ... named UC's Co-Offensive Scout Team Player of the Year.

PRIOR TO UC: Enrolled at UC in January 2016 to participate in spring football ... tabbed as a three-star prospect by Scout.com ... possess both speed and size ... a strong route runner ... earned a scholarship based off of strong camp performances in the summer ... started playing football as a seven year old ... chose to attend UC over offers from several Mid-American Conference schools and interest from a number of Big Ten schools.

PLAYER PROFILES



1 • KAHLIL LEWIS

WR • 6-0 • 205 • Jr. • 2L • Miami, Fla./Mirimar

2016: Named UC's Most Valuable Receiver ... finished the campaign with 48 receptions for 605 yards and five touchdowns ... the speedster also was a threat out of the backfield, setting a career high with his 79-yard run on a jet sweep at Purdue ... finished with five or more receptions on five occasions and had his first career TD in the season opener against UT Martin ... had a career

game against East Carolina, hauling in 11 passes for 150 yards and three TDs ... also returned six kickoffs, averaging 16.3 yards per return with a season long 24-yard effort against BYU.

2015: Saw the field in 10 of 12 games on the year ... Returned nine kickoffs totaling 173 yards ... Made three catches for 53 yards, including a season-long 41 yards, against UCF ... Had a season-best 35-yard kick return at USF.

PRIOR TO UC: A consensus three-star prospect by 247Sports.com, ESPN.com, Rivals.com and Scout.com ... 247Sports.com lists him as one of the Top-85 receivers in the country ... The Sun Sentinel tabs Lewis as the No. 16 recruit in Broward and Palm Beach Counties ... finished with 18 receptions for 290 yards and three touchdowns as a senior ... had three receptions for 88 yards and a score in a 42-0 win against Plantation ... tallied four catches for 35 yards against St. Thomas Aquinas ... had a season-high five receptions for 99 yards and a pair of TDs against Cypress Bay ... named to the VarsityPreps.com 2015 Florida Watch List ... had 24 catches for 370 yards and four touchdowns as a junior ... earned Second-Team All-Broward County Class 4A-3A honors with his 4x400-meter relay quartet in 2014 ... also averaged 15.0 ppg as a shooting guard on the basketball team.

CAREER STATISTICS

Receiving	G	Rec	Yards	Yds/Rec	Long	TD	Yds/G
2015	11	3	53	17.7	41	0	4.8
2016	12	48	605	12.6	47	5	50.4
TOTAL	23	51	658	12.9	47	5	28.6

Kick Returns	G	Ret	Yards	Yds/Ret	Long	TD	Yds/G
2015	11	10	199	19.9	35	0	18.1
2016	12	6	98	16.3	24	0	8.2
TOTAL	23	16	297	18.6	35	0	12.9



80 • MALICK MBODJ

WR • 6-4 • 200 • Fr. • RS • Lithonia, Ga./Arabia Mountain

2016: Redshirted

PRIOR TO UC: Rated a three-star recruit by Scout, 247Sports and ESPN ... Rated the No. 9 receiver in Georgia by Scout ... Slotted the 146th receiver prospect nationally and 90th overall prospect in Georgia by 247Sports ... Ranked 130th overall in

Georgia by ESPN with a grade of 72 ... Played for Stanley Pritchett Jr. at Arabia Mountain High School ... Chose the Bearcats over Georgia Tech, Navy, UCF, Arkansas State and Miami [Ohio], among others.



53 • TYLER MCGARR

OL • 6-4 • 289 • So. • SQ • Hamilton, Ga./Harris County

2016: Did not see any game action.

2015: Redshirted.

PRIOR TO UC: Listed as a three-star prospect by ESPN.com and a two-star by 247sports.com, Rivals.com and Scout.com ... tabbed the No. 143 prospect in the state of Georgia and No. 114 offensive guard in the 2015 class by ESPN.com ... rated the No. 203 prospect in Georgia and the No. 122 offensive guard in the 2015 class by 247sports.com ... coached by Dwight Jones.



17 • RASHAD MEDARIS

WR • 5-10 • 164 • So. • TR • Indianapolis, Ind./Pike/W. Illinois

2016: Sat out the season due to NCAA transfer regulations.

PRIOR TO UC: Redshirted in 2015 at Western Illinois ... Lettered in football four years, and also lettered in baseball, basketball and track/field... football team twice won a sectional championship... First Team All-Metropolitan Interscholastic Conference... Honorable Mention All-State... Selected to the Class 6A All-State squad by the Football Coaches Association... named Performer of the Week by the American Family Insurance All-USA Central Indiana... team offensive MVP and in 2013 was Comeback Player of the Year... ended his senior year with 62 catches totaling 853 yards and nine touchdowns... personal-high 96-yard TD reception against Fishers... recorded a career-high 13 receptions against Carmel... six career 100-yard receiving games... ended his career [two seasons] with 88 receptions for 1,218 yards and 12 TDs... played for coach Derek Moyers... basketball team won a regional title ... Born October 9, 1996 in Indianapolis, Indiana... volunteered with Young Men of Purpose and Community Outreach feed the hungry... No. 1 sports highlight was a 96-yard TD reception for the win over Fishers HS... his parents have been a major influence, "They taught me morals and values. They told me in order to be successful I must be of good character, always remain humble and trust God."... most admires NFL player Tavon Austin, "We're about the same size and he has a lot of speed and quickness on the field just like me."... his brother Anthony McClung played wide receiver at UC ... enjoys basketball, working out and video games... favorite professional teams are the New Orleans Saints and Phoenix Suns... favorite music is Wiz Khalifa... son of Robert and Regina Medaris.



33 • JAYLYN MINOR

LB • 6-1 • 238 • Sr. • 2L • Navasota, Texas/Navasota/Tyler JC

2016: Played in 10 games as a backup linebacker and special teamer ... tallied 29 stops on the year, two tackles for a loss and a forced fumble ... recorded a career high seven tackles and his first forced fumble against Houston.

2015: Totaled 30 tackles in 10 games ... Had three tackles at Memphis ... Recorded four tackles in the win over Miami [Fla.] ... Made a pair of tackles and broke up a pass at BYU ... Posted three tackles, including assisting on one for a loss, against UCF ... Posted three solo and six total tackles at Houston ... Made five tackles versus Tulsa ... Had five tackles, all solo, and one for a loss, at USF.

PRIOR TO UC: Junior college player enrolled at Cincinnati with three seasons of eligibility remaining ... suffered an injury which forced him to miss the 2014 season ... a two-star recruit on 247sports.com and Rivals.com ... rated the No. 31 player in Texas and the No. 16 inside linebacker in the class ... played in eight games as a freshman for the Apaches, recording 35 tackles and pair of pass break ups ... combined to record 21 tackles in his first two games, including a career-best 11 stops at Kilgore ... coached by Danny Palmer ... prepped at Navasota HS in Texas ... part of the 2012 Texas 3A State Championship team with a 16-0 record as a senior ... earned first team accolades on the Texas Sports-writers Association Class 3A all-state football team ... also tabbed as a second-team

honoree on the Associated Press 3A All-State Football Team ... defensive MVP and First-Team 18 3A All-District selection ... recorded 182 tackles, including 90 solo stops and 57 tackles for a loss ... also added nine sacks, 18 QB hurries, five passes defended, seven forced fumbles, a fumble recovery and a blocked field goal ... tallied three defensive TDs during his prep career ... named to the 2011 Preseason 23-3A All-District Team by the Rockdale Reporter ... responded with 142 tackles, an average of almost 11 per game [10.9] along with 18.0 tackles for a loss and a pair of QB hurries as a junior ... also added three interceptions, four passes defended and a pair of forced fumbles ... was a second-team selection on the 2011 Texas Sports Writers Association's Class 3A All-State Football Team ... totaled 57 tackles and a TFL with a pair of sacks as a sophomore in 2010 ... coached by Lee Fedora ... also involved in the rodeo, taking part in calf roping and steer wrestling ... chose UC over Louisiana Tech, Kansas and TCU.

CAREER STATISTICS

Defense	G	Solo	Asst.	Total	Sck/Yds	TFL/Yds	FF	FR	PD	Int/Yds
2015	11	18	17	35	--	2.5 / 8	--	--	1	--
2016	10	10	19	29	--	2 / 3	1	--	--	--
TOTAL	21	28	36	64	--	4.5 / 11	1	--	1	--

**54 • KEITH MINOR**

OL • 6-4 • 282 • Jr. • 1L • Tyler, Texas/Chapel Hill

2016: Converted to offensive line in the spring of 2016 and started the first two games of the season at guard due to an injury to one of the starters ... did not see game action the rest of the campaign.

2015: Saw the field in a pair of games ... Made two tackles against Alabama A&M.

2014: Redshirted.

PRIOR TO UC: A two-star prospect by 247Sports.com and Rivals.com ... two-way player at both offensive and defense line ... also played multiple spots on the defensive line due to size and ability ... part of an offensive line unit that rushed for 292.9 yards per game and 54 rushing scores ... named First-Team 3A-16 All District at defensive line in 2013 ... earned a second team spot on the defensive line from the Tyler Morning Telegraph and ETFinalScore.com All-East Texas Football Team ... an honorable mention selection to the Texas APSE Class 3A all-state football team ... recorded a 4.62 pro agility time at the ETSN.fm Football Recruiting Combine in May 2013 ... part of a 14-0 Class 3A Division 1 State Championship Team in 2011.

**8 • HAYDEN MOORE**

QB • 6-3 • 218 • Jr. • 2L • Clay, Ala./Clay-Chalkville

2016: Tabbed as UC's starter coming out of training camp ... missed five games due to an ankle injury suffered against Houston ... finished 146-of-255 for 1,744 yards and 11 TDs ... best performance of the year came in the season finale at Tulsa, going 20-of-37 for 371 yards and three touchdowns ... had TD tosses of 38, 82 and 70 yards ... also had his first career

reception and receiving TD thanks to a 29-yard throwback from TE Tyler Cogswell ... also showed flashes on the ground, setting career marks with 58 rushing yards and a pair of scores at Purdue ... had a pair of 300-yard games, throwing for 315 yards at Purdue and 371 at Tulsa.

2015: Saw action in eight games on the year, making a pair of starts ... Threw for 1,683 yards on 114-194 passing and eight touchdowns ... Was 8-14 for 107 yards and a touchdown in relief against Alabama A&M ... Came on for an injured Gunner Kiel at Miami (Ohio) and went 7-14 for 118 yards while rushing 11 times for 29 yards and a touchdown ... Again relieved Kiel at Memphis, passing for a school-record 557 yards and four touchdowns ... Started at quarterback against Miami (Fla.), completing 22 of 33 passes for 279 yards and a pair of touchdowns ... Also started at BYU, going 15-30 passing for 219 yards ... Went 11-14 for 154 yards and a score in relief versus UCF ... Completed 20

of 36 passes for 249 yards and a touchdown at USF.

2014: Redshirted.

PRIOR TO UC: Enrolled at UC in January 2014 to participate in spring football ... a three-star recruit by 247sports.com, ESPN.com and Rivals.com ... earned two stars from Scout.com ... ranked as the No. 20 player in the state of Alabama by 247Sports.com ... was 89-of-140 for 1,507 yards and 22 total TDs as a senior ... threw 19 TD passes and rushed for three more ... completed 63.6 of his passes while leading Clay-Chalkville to the second round of the Class 6A Football Championship ... threw five TD passes in the first round of the Class 6A playoffs ... accounted for 430 yards of total offense and seven TDs against Pinson Valley, finished 10-of-15 for 219 yards and four TDs while rushing 15 times for 211 yards and three scores ... as a junior, threw for 1,909 yards and 18 TDs, going 123-for-211 [634] and ran 143 times for 681 yards and 11 scores ... coached by Heith Lunceford ... son of Bart and Valerie Moore ... intends to major in accounting.

CAREER STATS

Year	G	Att	Comp	Pct	Yds	Lg	Effic.	TD	Int	Yds/G
2015	9	224	133	0.594	1885	68	133.5	9	11	209.4
2016	7	255	146	0.573	1744	82	123.4	11	7	249.1
TOTAL	16	479	279	0.582	3629	82	128.1	20	18	226.8

**48 • KEVIN MOUHON**

DE • 6-1 • 245 • Jr. • 2L • Norcross, Ga./Norcross

2016: Had a break out year, ranking fifth on the squad with 50 tackles. He was among the leaders in the American all season long with his team-high 9.5 tackles for a loss. He added a QB sack, three QB hurries, a pair of passes defended and a forced fumble. He hit a career mark with seven stops against BYU, three of his four tackles against USF were TFLs and he had five games totaling five or more tackles.

2015: Played in nine games on the year ... Had a pair of tackles, including one-half tackle for loss, against Alabama A&M ... Recorded two tackles and a quarterback hurry against UCF ... Made five tackles at Houston ... Had three tackles in each of the season's final two games at USF and East Carolina.

2014: Redshirted.

PRIOR TO UC: Four-star recruit according to ESPN.com and Rivals.com ... given three stars by Scout.com and 247sports.com ... rated No. 12 inside linebacker by ESPN.com and No. 26 prospect in the state of Georgia ... ranked No. 13 inside linebacker by Rivals.com and No. 18 prospect in the state of Georgia ... tagged the No. 17 inside linebacker by 247sports.com and No. 29 prospect in Georgia ... picked the No. 26 middle linebacker prospect by Scout.com ... selected for and played in the Army All-American game ... aided Norcross in winning back-to-back Class AAAAAA state championships ... tallied 200 total tackles, garnered three and a half sacks and forced two fumbles during his senior campaign ... recorded 152 stops, five sacks, two interceptions and one fumble recovery his junior year ... brother of former UC standout Silverberry Mouhon ... coached by Keith Maloof ... chose UC over Tennessee, Florida State, Ohio State, Louisville, among others.

CAREER STATISTICS

Defense	G	Solo	Asst.	Total	Sck/Yds	TFL/Yds	FF	FR	PD	Int/Yds
2013	6	2	3	5	--	--	--	--	1	--
2014	13	35	21	56	--	1 / 1	1	--	2	--
2015	4	4	3	7	--	2 / 3	--	--	2	--
2016	12	20	11	31	--	1 / 1	1	1	1	1 / 11
TOTAL	35	61	38	99	--	4 / 5	2	1	6	1 / 11

PLAYER PROFILES



30 • CHRIS MURPHY

DB • 5-11 • 196 • Jr. • 1L • Marietta, Ga./Lassiter/Arkansas

2016: Played in all 12 games on special teams and as a reserve nickel back ... made three starts, his first in the season opener against UT Martin ... finished the campaign with eight tackles and a pass defended ... finished with a career best two tackles at Temple.

2015: Saw his first action as a Bearcat against UConn.

2014: Sat out the season due to NCAA transfer regulations.

PRIOR TO UC: Enrolled at Arkansas in January 2014 and joined Cincinnati in August 2014 ... will sit out the season due to NCAA transfer regulations and have four years of eligibility remaining in the fall of 2015. Murphy helped make history his senior season at Lassiter, as the Trojans repeated as Region 5-AAAAA champions for the first time. Rivals.com ranked him the 41st-best prospect in Georgia and 43rd in the country at his position. He was ranked as the 49th-best cornerback in the nation by ESPN. He finished his final campaign with 31 tackles, five pass breakups, three forced fumbles, two fumble recoveries and one blocked field goal. A second-team all-region selection as a junior, Murphy recorded 19 tackles, 15 pass breakups, three interceptions and one fumble recovery as Lassiter went undefeated with a 10-0 record during the 2012 regular season. As a sophomore, Murphy registered two interceptions, 13 pass breakups and 27 tackles. He was a five-time academic honor roll selection, has played the violin since kindergarten and participates in volunteer work with special education children. He was coached at Lassiter by Jep Irwin. Murphy was originally recruited by Arkansas, Missouri, Vanderbilt, Oklahoma State, Louisville, Arizona and Washington State.

CARER STATISTICS

Defense	G	Solo	Asst.	Total	Sck/Yds	TFL/Yds	FF	FR	PD	Int/Yds
2015	1	--	--	--	--	--	--	--	--	--
2016	12	5	3	8	--	--	--	--	1	--
TOTAL	13	5	3	8	--	--	--	--	1	--



66 • DAVID NIEHAUS

OL • 6-1 • 296 • Sr. • 2L • Cincinnati, Ohio/Colerain

2016: Saw action in 11 games as the backup center and on the field goal and extra point units ... awarded a scholarship after three seasons as a walk-on.

2015: Played in four games on the season, including the final two at USF and East Carolina.

2014: Did not see any game action.

2013: Redshirted.

PRIOR TO UC: Part of four Greater Miami Conference Championship teams at Colerain HS ... First-Team All-GMC selection in 2012 ... son of Stormie and Michael Niehaus ... brother Nathan is an offensive lineman at Tennessee ... played for Coach Tom Bolden.



50 • NORMAN OGLESBY

DT • 5-11 • 281 • So. • SQ • Indianapolis, Ind./Ben Davis

2016: Saw action in two games as a reserve defensive tackle and did not record any statistics.

2015: Totaled two tackles, including a sack, while playing in three games ... Sacked the quarterback in the season opener against Alabama A&M ... Had one tackle at Memphis.

PRIOR TO UC: Three-star recruit by 247sports.com, Scout.com and ESPN.com ... listed as the No. 23 prospect in the state of Indiana and the No. 96 defensive tackle in the 2015 class ... tabbed the No. 2 defensive tackle in Indiana and the No. 75 defensive tackle in the 2015 class ... cited as the No. 23 player in Indiana and the No. 99 defensive tackle in the 2015 class ... recorded 82 tackles and six sacks in 2014 ... coached by Mike Kirschner ... selected UC over Ball State, Toledo and others.

CARER STATISTICS

Defense	G	Solo	Asst.	Total	Sck/Yds	TFL/Yds	FF	FR	PD	Int/Yds
2015	3	2	0	2	1/7	1/7	--	--	--	--
2016	2	--	--	--	--	--	--	--	--	--
TOTAL	5	2	0	2	1/7	1/7	--	--	--	--



34 • JOSH PASLEY

K • 6-0 • 182 • Sr. • 1L • Lenexa, Kan./DeSoto/Highland CC

2016: Walk-on kicker earned his first letter and stepped in as UC's primary placekicker after Andrew Gantz missed almost all of the season with a hip injury ... led UC in scoring with 50 points, connecting on 11 of 17 field goals and 17 of 20 point after tries ... had a pair of three field-goal games ... made his first two collegiate field goals against Miami [Ohio] ... connected on a season-long 43-yard effort at UConn ... made a 42-yarder the following week against East Carolina ... closed out the season hitting three of four field goals at Tulsa.

2015: Redshirted.

PRIOR TO UC: Walk-on kicker joins UC after two seasons at Highland CC in Kansas ... named First-Team All-Kansas Jayhawk Community College Conference in 2014 ... scored 67 points in 11 games to lead the squad ... finished 9-of-13 on field goals with a long boot of 45 yards and 40-of-41 on extra points ... career long boot of 45 yards came at Ellsworth CC ... during that game, Pasley scored 11 points, going 2-for-2 on field goals and 5-for-5 on PATs ... as a freshman in 2013, finished 5-of-8 on field goals with a long make of 37 yards ... added a 33-for-38 effort on extra points ... coached by Aaron Arnold at Highland ... prepped at DeSoto HS outside of Kansas City, Kan. ... earned honorable mention All-Frontier League Football Team honors as a senior in 2012 ... was 2-of-6 on field goals with a long kick of 42 yards as a senior ... finished 15-of-18 on PATs ... also played tight end and hauled in four balls for 75 yards and a receiving TD ... member of National Honor Society and spent three years on the Principal's Honor Roll ... coached by Tom Byers.

CAREER STATS

Year	FGM-FGA	Pct.	1-19	20-29	30-39	40-49	50+	Lg	PAT
2016	11-17	64.7	0-0	6-7	3-5	2-5	0-0	43	17-20 (.850)
TOTAL	11-17	64.7	0-0	6-7	3-5	2-5	0-0	43	17-20 (.850)



84 • MARCEL PAUL

WR • 6-1 • 183 • Fr. • RS • Detroit, Mich./Cass Tech

2016: Redshirted

PRIOR TO UC: Rated a three-star prospect by Scout, 247Sports and ESPN ... Ranked the No. 164 receiver by Scout, as well as 25th at the position in the Midwest and ninth at receiver in Michigan ... No.48th-ranked recruit in Michigan by 247Sports ... Slotted 32nd overall in Michigan by ESPN with an overall grade of 71 ... Played for Thomas Wilcher at Cass Tech High School.

**11 • DAVIN PIERCE**

DB • 6-2 • 182 • Sr. • 1L • Orlando, Fla./Dr. Phillips/Blinn College

Name pronounced day-vin.

2016: Saw action in all 12 games on special teams and as a reserve defensive back ... recorded 11 tackles, including a career-best five against Miami (Ohio) ... also had his first career sack and pass break up against the RedHawks.

PRIOR TO UC: Rated a three-star receiver by 247Sports ... Slotted No. 247 overall by 247Sports, as well as 24th at defensive back and 20th in the state of Texas ... Recorded 13 tackles as a sophomore at Blinn College ... Made 26 tackles as a freshman at Blinn, playing for head coach Keith Thomas ... Played at Orlando Dr. Phillips High School for Rodney Wells.

CAREER STATISTICS

Defense	G	Solo	Asst.	Total	Sck/Yds	TFL/Yds	FF	FR	PD	Int/Yds
2015	13	11	12	23	--	0.5 / 0	--	1	--	--
2016	12	15	21	36	--	--	--	--	1	--
TOTAL	25	26	33	59	--	0.5 / 0	--	1	1	--

**43 • MICHAEL PITTS**

DE • 6-2 • 242 • Fr. • RS • Stone Mountain, Ga./Stephenson

2016: Redshirted

PRIOR TO UC: Rated a three-star prospect by ESPN and 247Sports ... Rated 175th in the state of Georgia by 247Sports ... Ranked 105th in Georgia by ESPN, with an overall grade of 74 ... Helped Stephenson to Region 6-AAAAA title, earning Division A Co-Defensive Player of the Year honors ... Played for Ron Gartrell at Stephenson.


**93 • ELIJAH PONDER**

DT • 6-3 • 253 • Fr. • RS • Avondale Estates, Ga./South Cobb

2016: Redshirted

PRIOR TO UC: Rated a three-star recruit by ESPN and a two-star prospect by 247Sports ... Ranked as the 143rd defensive end in the nation by ESPN, as well as 133rd overall in Georgia, with an overall grade of 72 ... Slotted 194th overall in Georgia

by 247Sports ... Played at South Cobb for coach Sherrod Raigne ... Chose UC over Navy, Air Force and Ohio, among others.

**58 • GARRETT RIGBY**

K • 6-2 • 178 • Fr. • RS • Stow, Ohio/Stow-Munroe Falls

2016: Redshirted.

PRIOR TO UC: Four-year starter at punter and kicker ... a 2015 Associated Press Division I All-Ohio special mention selection ... finished his prep career 109/113 on point after tries and 18-for-29 on field-goal attempts ... also handled kickoffs and punted as a senior for the Bulldogs conference and sectional championship teams ... knocked 35 touchbacks and hit a long punt of 56 yards with 14 dropped inside the 20-yard line ... part of a league championship team in 2013 that broke a 25-year playoff victory drought ... played for Coach Mark Nori.

**26 • JERRON ROLLINS**

WR • 6-2 • 193 • So. • 1L • Miami, Fla./Christopher Columbus

2016: Played in 11 games at receiver and on special teams as a true freshman ... caught seven balls for 99 yards and a TD, averaging 14.1 yards per catch ... had his first career reception against UT Martin, a six-yard effort ... broke out in the season finale at Tulsa, catching three balls for 84 yards and a TD, including a 70-yard touchdown strike from QB Hayden Moore in the third quarter ... also had his first career kickoff return at Tulsa, going for 18 yards.

PRIOR TO UC: Rated a three-star prospect by ESPN and 247Sports and a two-star recruit by Scout ... Ranked 202nd overall in the state of Florida by 247Sports ... Slotted 219th in Florida by ESPN with an overall grade of 70 ... Played for coach Chris Merritt at Christopher Columbus ... Helped Christopher Columbus to a state semifinals appearance as a senior ... Chose Cincinnati over Louisville, NC State, Pittsburgh and Indiana.

CAREER STATISTICS

Receiving	G	Rec	Yards	Yds/Rec	Long	TD	Yds/G
2016	11	7	99	14.1	70	1	9.0
TOTAL	11	7	99	14.1	70	1	9.0

**31 • MARQUIS SMITH**

DB • 5-10 • 180 • Fr. • RS • Ypsilanti, Mich./Ypsilanti

2016: Redshirted

PRIOR TO UC: Rated a three-star recruit by Scout, 247Sports and ESPN ... Slotted as the second-best corner back out of Michigan by Scout, 40th nationally ... Ranked No. 35 in Michigan by 247Sports, as well as the No. 102 athlete in the nation ... Rated 31st overall in the state by ESPN with an overall grade of 72 ... Played at Ypsilanti High School for coach Lamanzer Williams ... Chose the Bearcats over Indiana, Iowa State and Kansas, among others.

PLAYER PROFILES



10 • JAKE SOPKO

QB • 6-3 • 212 • Fr. • RS • Avon, Ohio/Avon

2016: Redshirted

PRIOR TO UC: Enrolled at UC in January 2016 to participate in spring football ... a three-star prospect by 247Sports.com and ESPN.com ... ranked as one of the Top-50 QBs in the 2016 class ... big-armed, accurate passer who has the ability to develop into a strong pro-style QB ... his HS coach calls him 'the real deal' ... finished his prep career going 453-of-702 for 6,447 yards and 64 TDs over 11 interceptions ... an Associated Press Division II First-Team All-Ohio honoree in 2015 ... 2015 Southwestern Conference Offensive Player of the Year and an All-SWC selection ... completed 65 percent of his passes for 2,863 yards and 31 touchdowns to just three interceptions his senior year ... helped lead Avon to back-to-back appearances in the Region 4 semifinals ... had a 20-4 record as a high school signal caller ... tabbed as a third-team All-Ohio selection his junior season ... named to the Morning-Journal All-Star Team, First-Team All-Lorain County and AP Great Lakes First-Team All-Northeast District in both 2014 and 2015 ... earned All-West Shore Conference honors in 2014 ... as a junior starter for the Eagles, threw for 2,864 yards and 24 TDs while leading Avon to a D-II regional semifinal and added 119 yards and three scores on the ground ... turned heads as a sophomore when he call off the bench in the middle of the 2013 Division II regional final, throwing for 244 yard and two TDs, nearly leading Avon to a win over Medina Highland ... four-year varsity letterwinner ... also played baseball ... coached by Mike Elder.

Ohio by 247Sports, which also ranks him as the No. 90 outside linebacker in the country ... Ranked 62nd overall in Ohio and 115th nationally at outside linebacker by ESPN with an overall grade of 72 ... Played for coach Brian Castner at Mason High School ... Chose UC over Bowling Green, Eastern Michigan and Ohio.



40 • TY SPONSELLER

LB • 6-3 • 213 • Fr. • RS • Mason, Ohio/Mason

2016: Redshirted

PRIOR TO UC: Rated a three-star prospect by Scout, 247Sports and ESPN ... Ranked as the fifth-best outside linebacker in Ohio according to Scout, as well as 16th in the Midwest and 111th in the country ... Slotted as the No. 62 overall prospect in

Ohio by 247Sports, which also ranks him as the No. 90 outside linebacker in the country ... Ranked 62nd overall in Ohio and 115th nationally at outside linebacker by ESPN with an overall grade of 72 ... Played for coach Brian Castner at Mason High School ... Chose UC over Bowling Green, Eastern Michigan and Ohio.



89 • NICK STADERMAN

DE • 6-1 • 225 • Fr. • RS • Cincinnati, Ohio/McNicholas

2016: Redshirted

PRIOR TO UC: Selected as the Anthony Muñoz Foundation Division III Defensive Lineman of the Year ... tabbed for 2015 Associated Press Division III All-Ohio special mention honors ... the Greater Catholic League Central Division Defensive

Lineman of the Year and a First-Team All-GCL Central Division honoree ... totaled 53 tackles with four fumble recoveries and a pair of sacks as a senior ... also hauled in 33 receptions for 445 yards and three TDs ... as a junior, had 10 receptions for 137 yards and three TDs ... made 54 stops on defense with two interceptions, two fumble recoveries and 1.5 sacks ... part of three GCL Central Championship teams at McNicholas ... coached by Mike Orlando ... was a standout basketball player, collecting 2016 Cincinnati Enquirer Honorable Mention All Star accolades.



49 • TYQUAN STATHAM

LB • 6-0 • 220 • Fr. • RS • Atlanta, Ga./West Hall

2016: Redshirted

PRIOR TO UC: Rated a three-star recruit by Scout, 247Sports and ESPN ... Ranked the sixth-best running back in Georgia by Scout, as well as 73rd nationally and 24th in the South ... Slotted as the No. 43 athlete in the country according to

247Sports and the No. 59 overall prospect in Georgia ... Ranked as the No. 47 athlete by ESPN to go with a No. 58 ranking in Georgia and an overall grade of 78 ... Played for head coach Tony Lotti at West Hall High School ... Selected UC over Indiana, Vanderbilt and Wake Forest, among others.



9 • LINDEN STEPHENS

CB • 6-0 • 188 • Sr. • 3L • Euclid, Ohio/Euclid/Fork Union Military

2016: Played in all 12 games, making a pair of starts and seeing extensive special teams action ... set a career mark with his 36 total tackles ... his seven PBUs led the Bearcats and his nine passes defended was second on the team ... hauled in two interceptions, one against UT Martin and one at UConn ... opened the season with a career high seven tackles against

UT Martin ... tallied five stops and a career best two pass break ups against USF ... finished with four tackles against Houston, BYU and Memphis.

2015: Played in all 12 games on the season, making 33 tackles and a pair of interceptions ... Had three tackles at Memphis ... Made three tackles in win over Miami [Fla.] ... Recorded five tackles, one for a loss, and an interception against UCF ... Made six tackles at Houston, while forcing a fumble ... Had three tackles and an interception at USF ... Posted six tackles, all solo, at East Carolina.

2014: Played in all 13 games ... recorded 19 tackles and one interception ... also broke-up four passes ... recorded his first career interception in the win over USF [10/24].

PRIOR TO UC: Joined UC after a year at Fork Union Military Academy ... was an honorable mention 2012 Associated Press Ohio Northeastern Lakes All-District selection as a senior at Euclid HS ... finished with 43 tackles and five interceptions as a junior ... played in the 2013 OHSFCA North-South Classic and 2013 Cuyahoga County All-Star Football Game ... coached by Tom Gibbons ... son of Mac and Belinda Stephens ... father played collegiately at Minnesota and in the NFL for the Minnesota Vikings and New York Jets.

CAREER STATISTICS

Defense	G	Solo	Asst.	Total	Sck/Yds	TFL/Yds	FF	FR	PD	Int/Yds
2014	13	9	10	19	--	--	--	--	4	1 / 0
2015	13	28	6	34	--	1 / 3	1	--	1	2 / 23
2016	12	24	12	36	--	--	--	--	7	2 / 6
TOTAL	38	61	28	89	--	1 / 3	1	--	12	5 / 29

**64 • WILL STEUR**

OL • 6-4 • 305 • Sr. • 1L • Cincinnati, Ohio/Madeira

2016: Saw action in 10 games, making five starts at guard ... also part of the field goal and extra point units.

2015: Saw the field against Alabama A&M and UCF.

2014: Played in a pair of games as a redshirt freshman.

2013: Redshirted.

PRIOR TO UC: Was a 2012 Associated Press Third-Team Division IV All-Ohio honoree ... First-Team All-Cincinnati Hills league honoree as a senior ... Madeira won its second-straight CHL Championship in 2012 ... Second-Team All-CHL selection as a junior in 2011 on Madeira's championship squad ... son of Beth and Mike Steur ... both parents are UC grads ... has one brother ... coached by Mike Shafer.

**19 • TYRIN SUMMERS**

WR • 5-9 • 173 • Fr. • RS • Clewiston, Fla./Clewiston

2016: Redshirted

PRIOR TO UC: Enrolled at UC in January 2016 to participate in spring football ... carries a three-star rating from 247Sports.com ... Scout.com calls him a hair-raising playmaker ... speed-demon wideout starred at both wide receiver and

running back ... projects to be a WR at Cincinnati ... dynamic and shifty with excellent straight-line speed ... finished his senior campaign catching 19 balls for 281 yards and four TDs ... rushed 57 times for 369 yards and a pair of TDs ... had a career-best 14 carries for 141 yards and two scores in the season finale ... also had an 85-yard kickoff return TD against Glades Central ... named the Team Florida Offensive MVP in the Florida vs. Georgia All-Star Game ... four-year starter played a variety of positions during his high school career including running back, receiver, safety and cornerback ... competed in the FHSAA 2A State Championship Meet as a senior ... has a personal best of 10.67 in the 100 meters and 21.82 in the 200 meters ... named T.E.A.M. Elam Scholar Athlete of the Year and ended his prep days with a 4.4 GPA ... listed academics as a main factor in selecting Cincinnati ... chose UC over USF, Miami (Fla.), West Virginia and Oregon State ... coached by Peter Walker ... son of Michelle and Phil Summers ... father Phil played defensive back at Virginia Tech from 1995-98.

**12 • ROSS TRAIL**

QB • 6-3 • 216 • So. • 1L • Wynne, Ark./Wynne

2016: Saw action in four games, making a pair of starts ... took the battle for the starting QB job with Hayden Moore deep into training camp and emerged as the No. 2 QB ... made his collegiate debut on a handful of plays late in the Houston game and tallied his first career rush and completion ... earned his first career start against Miami (Ohio) in place of

an injured Hayden Moore, helping lead UC to its 11th-straight win over their longtime rivals ... was 25-of-38 for 276 yards, also ran twice for 19 yards ... his 12-yard carry against the RedHawks was a career long ... started against USF and had a pair of TDs, one rushing and one passing ... finished 20 of 33 for 216 yards and a TD ... saw spot duty in the wildcat package at UCF, rushing three times for five yards.


2015: Redshirted.

PRIOR TO UC: Four-star recruit by ESPN.com ... three-star prospect by 247sports.com,

Rivals.com and Scout.com ... labeled as the No. 6 prospect in Arkansas and the No. 21 pro-style quarterback in the 2015 class by 247sports.com ... listed as the No. 8 player in Arkansas and the No. 21 pro-style quarterback in the 2015 class by Rivals.com ... tabbed the No. 6 prospect in Arkansas and the No. 18 pro-style quarterback in the 2015 class by ESPN.com ... chose UC over Louisville, Memphis, Ohio State and others.

CAREER STATS

Year	G	Att	Comp	Pct	Yds	Lg	Effic.	TD	Int	Yds/G
2016	4	70	46	0.657	494	36	112.6	1	6	164.7
TOTAL	4	70	46	0.657	494	36	112.6	1	6	164.7

**41 • JON VINCENT**

LS • 6-1 • 220 • Sr. • 1L • Loveland, Ohio/Loveland

2016: Played in all 12 games as UC's long snapper ... had a pair of special teams tackles against UT Martin and at UCF.

2015: Did not see any game action.

2014: Did not appear in a game.

2013: Redshirted.

PRIOR TO UC: Was the varsity long snapper at Loveland for three seasons and also started at center for the Tigers as a junior and senior ... coached by Andrew Marlatt.

CAREER STATISTICS

Defense	G	Solo	Asst.	Total	Sck/Yds	TFL/Yds	FF	FR	PD	Int/Yds
2016	12	1	1	2	--	--	--	--	--	--
TOTAL	12	1	1	2	--	--	--	--	--	--

**17 • COLLIN WIDECAN**

DB • 5-10 • 177 • Fr. • RS • Cincinnati, Ohio/Mariemont

Name pronounced Wih-duh-can

2016: Redshirted

PRIOR TO UC: Named a fall 2015 Division IV All-Star at wide receiver by Enquirer Media ... had 32 receptions for 454 yards and four touchdowns at split end and 96 total tackles and three forced fumbles at defensive back ... team captain ... also earned Honorable Mention Associated Press All-Southwest District Division IV honors at wideout ... as a junior, recorded 60 tackles and three interceptions, including one returned for a touchdown ... swam the anchor leg on Mariemont's 200- and 400-freestyle relay which placed in the Top-15 at the 2015 Ohio State HS Division II Swimming & Diving Championships ... tallied 48 tackles and three interceptions as a sophomore ... three-time participant in the state swimming meet as a freshman, sophomore and junior ... won a Gold Key for photography in the 2014-15 regional Scholastic Art Awards ... also a standout baseball player ... son of Michelle and John Widecan ... father John is entering his 28th year as UC's Associate AD/ Football Operations ... mother Michelle earned her bachelor's, master's and doctorate at UC in nursing ... has two siblings, Mallory and JP ... sister Mallory is a UC graduate.

PLAYER PROFILES



32 • JAMES WIGGINS

DB • 5-11 • 180 • Fr. • RS • Homestead, Fla./South Dade

2016: Redshirted

PRIOR TO UC: Rated a three-star prospect by Scout, 247Sports and ESPN ... Ranked the No. 13 cornerback in Florida by Scout, as well as No. 107 nationally ... Slotted as the 114th-best prospect in Florida by 247Sports ... Ranked 141st in Florida

by ESPN and No. 56 nationally at cornerback with an overall grade of 75 ... Recorded 190 tackles during prep career ... Competed for coach Nathaniel Hudson at South Dade High School ... Chose UC over Miami (Fla.), Louisville, Illinois, Purdue, Temple, USF and UCF.



56 • MARK WILSON

DE • 6-3 • 243 • Sr. • 3L • Hampton, Va./Phoebus

2016: Played in all 12 games, making five starts at defensive end ... had 25 tackles, 2.5 for a loss, a sack, forced fumble, fumble recovery and pass defended ... had a career high eight tackles and a forced fumble against Houston ... recovered a fumble against Miami (Ohio) ... finished with six stops against East Carolina.

2015: Saw the field in all but one game, making 16 tackles with 4.5 for a loss ... Hurried the quarterback four times on the year ... Had three tackles at Miami (Ohio), adding one for a loss and two quarterback hurries ... Made six tackles, four solo with one for a loss, at Houston ... Rushed the quarterback twice in the regular season finale at East Carolina.

2014: Appeared in nine games ... recorded three tackles, including one sack.

2013: Redshirted.

PRIOR TO UC: A two-star commitment by ESPN.com, Rivals.com, Scout.com and 247Sports.com ... team won 52-straight games and three VHSL State Division 5 Championships ... finished his senior season with 65 tackles, 23 sacks and 10 forced fumbles, eight fumble recoveries and was named First-Team All-Peninsula District and Second-Team All-Eastern Region ... also played on the offensive line ... had 70 tackles and 12 sacks as a junior en route to a 13-2 record and a state championship ... coached by Jeremy Blunt ... also ran track ... selected UC over offers from Missouri, Old Dominion and Illinois, among others.

CAREER STATISTICS

Defense	G	Solo	Asst.	Total	Sck/Yds	TFL/Yds	FF	FR	PD	Int/Yds
2014	9	2	1	3	1/8	1/8	--	--	--	--
2015	12	12	8	20	2/9	5.5/19	--	1	--	--
2016	12	8	17	25	1/1	2.5/3	1	1	1	--
TOTAL	33	22	26	48	4/18	9/30	1	2	1	--



95 • BRYAN WRIGHT

DE • 6-3 • 258 • So. • 1L • New Castle, Del./Jireh Prep

2016: Played in eight games and made a strong impact in the final four contests of the season ... finished with 28 tackles and four tackles for a loss ... made his debut at Purdue and recorded two tackles ... earned his first career start at BYU and set a career high with nine tackles, including 1.5 for a loss ... tallied four stops at UCF ... started against Memphis and to-

taled six tackles and 1.5 tackles for a loss ... closed out the season with three tackles at Tulsa.

2015: Redshirted.

PRIOR TO UC: Joined the Bearcats after a year at Jireh Prep in Matthews, N.C. ... ranked as the No. 9 player in Rivals.com's Top-25 prep rankings ... a three-star prospect by Rivals.com ... coached by Scott McConnell ... prepped at Howard HS in Wilmington, Del. ... played quarterback for Howard, throwing for 1,619 yards and 16 touchdowns, running for 541 yards and 13 TDs and catching 13 passes for 161 yards and two scores ... Kicked off and punted as a senior ... averaged 34.4 yards per punt with a long kick of 52 yards ... was a three-year varsity basketball player who averaged 11.3 points per game and 8.4 rebounds per game as a senior ... averaged 6.7 points per game and 6.4 rebounds per game on Howard's State Championship squad in 2012-13 ... son of Latosha Tillman.

CAREER STATISTICS

Defense	G	Solo	Asst.	Total	Sck/Yds	TFL/Yds	FF	FR	PD	Int/Yds
2016	8	12	16	28	--	4/9	--	--	--	--
TOTAL	8	12	16	28	--	4/9	--	--	--	--



6 • PERRY YOUNG

LB • 5-11 • 208 • So. • 1L • Birmingham, Ala./Spain Park

2016: Talented and athletic true freshman saw action in all 12 games as a backup linebacker and special teamer ... his 42 tackles ranked among the top-8 on the team ... also had 1.5 tackles for a loss and a pass defended ... tallied two tackles against Houston and USF ... recorded three stops against East Carolina ... earned his first career start at Temple and had a


career-high eight tackles, in the first half ... finished the game with a career-best 12 stops and 10 solo tackles ... returned the following week and had nine stops against BYU ... had four tackles at UCF ... closed out the season with nine stops at Tulsa.

PRIOR TO UC: Rated a three-start prospect by 247Sports and a two-star recruit by Scout ... Slotted as the No. 152 safety in the country by Scout, as well as the No. 73 overall player in Alabama ... Played for Shawn Raney at Spain Park High School ... Chose Cincinnati over Maryland, Tulane and Arkansas State, among others.

CAREER STATISTICS

Defense	G	Solo	Asst.	Total	Sck/Yds	TFL/Yds	FF	FR	PD	Int/Yds
2016	12	20	11	31	--	1/1	1	1	1	1/11
TOTAL	35	61	38	99	--	4/5	2	1	6	1/11

EARLY ENROLEES

**22 • JAELEN GREENE**

RB • 5-11 • 202 • Fr. • HS • Atlanta, Ga./Sandy Creek

PRIOR TO UC: Enrolled at UC in January 2017 to participate in spring football ... a composite three-star prospect by 247Sports, ESPN, Rivals and Scout ... ESPN ranks him as one of the top-75 running backs nationally ... Sandy Creek was 8-4 in 2016, falling to the Cairo Syrupmakers in the second round of the state playoffs ... tabbed as a Region 5-AAAA All-Region

selection in 2016 ... rushed 164 times for 1,115 yards and 13 touchdowns as a senior ... averaged 101.4 yards per game and 6.8 yards per carry ... topped the 100-yard plateau on six occasions ... in 2015, he rushed for 710 yards and eight TDs on 102 carries ... Sandy Creek HS produced former UC standout WR Alex Chisum and current UC WR Javan Hawes ... ran a Nike Sparq verified 4.38 40-yard dash ... committed to UC over interest from East Carolina, Tulane and Western Michigan ... son of Nykia Grene.

**65 • CODY LAMB**

OL • 6-4 • 288 • Fr. • HS • Miamisburg, Ohio/Miamisburg

PRIOR TO UC: Enrolled at UC in January 2017 to participate in spring football ... a three-star recruit by 247Sports.com and Scout.com ... a two-star pick by Rivals.com ... 247 rates him as one of the top 70 offensive lineman in the state of Ohio ... a tackle at Miamisburg, but projects as an offensive guard at the collegiate level ... comes from a run-oriented high school

program ... named First-Team All Greater Western Ohio Conference and First-Team All GWOC West Division as a senior ... the Vikings averaged 265.9 yards per game in 2016 and rushed for a league-high 42 TDs ... team finished 10-3 in 2016, earning a share of the GWOC West Division championship, a fourth consecutive playoff berth, the school's first postseason football victory, and a spot in the Regional Championship Game as one of the last eight teams in the OHSAA Division II playoffs ... The Vikings were 9-2 in 2015, winning the GWOC South Division, losing only Division I state runner-up Wayne and Lima Senior in a D-I first-round playoff game ... Miamisburg averaged 252.0 yards per game on the ground and scored 32 rushing TDs ... moved to offensive line from tight end after his freshman season ... chose UC over Air Force, Marshall and UConn among others.

**75 • BLAKE YAGER**

OL • 6-5 • 292 • So. • JC • Fort Wayne, Ind./Carroll/Iowa Western

PRIOR TO UC: Came to UC in January 2017 and took part in spring football ... a two-star prospect by 247 and Scout ... 247 ranks him among the top-20 junior college offensive tackles nationally ... comes to UC after a season at Iowa Western CC ... played in seven games for the Reivers, who finished 6-6 on the

season ... earned two letters in football for Coach Douglas Dinan at Carroll High School ... helped team to an 11-1 mark and the school's first-ever Northeast Hoosier Conference Championship as a senior ... helped the Chargers to the best record in school history as a senior ... helped team to three straight sectional titles ... all-conference as a junior and senior ... Indiana Football Coaches Association All-State as a senior ... originally signed with Ball State out of high school ... chose UC over East Carolina and West Virginia ... son of Matthew and Mandi Yager ... one of six siblings, has three brothers and three sisters ... cousin, Adam Anderson, played football at Hanover College ... born Oct. 2, 1996, in Honolulu, Hawai'i ... full name is Blake Matthew Yager.

INCOMING PLAYERS

**45 • DEMARCO BAKER**

LB • 6-3 • 215 • Fr. • HS • Cincinnati, Ohio/Woodward

PRIOR TO UC: Walk-on player who won the 2017 City of Cincinnati Youth Award from Council Member Yvette Simpson ... award recognizes city-based students for their extraordinary accomplishments or achievements in a variety of areas ... ranked second in his 2017 graduating class, and has a grade point average of 3.6 ... appeared on the "A" Honor Roll for 16 consecutive quarters and was Scholar Athlete of the Year in 2014 ... four-year varsity player at Woodward ... was the Cincinnati Metro Athletic Conference Athlete of the Year and a First Team All-CMAC National selection ... recorded 115 tackles with a pair of sacks and forced fumbles in 2016 ... also had three catches for 79 yards and a TD ... First Team All-CMAC honoree as a junior with 94 stops, three sacks, three forced fumbles and two recoveries ... tabbed for Second Team All-CMAC as a sophomore, finishing with 67 tackles and a pair of sacks ... also played varsity baseball.

**34 • KYLE BOLDEN**

LB • 6-1 • 220 • Fr. • HS • Cincinnati, Ohio/Colerain

PRIOR TO UC: Standout local recruit who is one of the best linebackers in the state of Ohio ... finalist for the 2016 National Football Foundation Joe Quinn Southwestern Ohio That's Our Boy Award, recognizing a local senior football player who exemplifies excellence ... a three-star prospect by 247Sports.com, ESPN.com and Scout.com ... Rivals.com gives him two

stars ... Scout ranks him as the No. 2 OLB in the state of Ohio, No. 6 in the Midwest and a top-40 OLB nationally ... part of three Greater Miami Conference Championship teams ... an Associated Press Division I First-Team All-Ohio selection ... named the AP Southwest District Defensive Player of the Year and a First-Team All-Southwest District honoree ... GMC Defensive Athlete of the Year and a First-Team All-GMC selection ... Cincinnati Enquirer Division I Defensive Player of the Year and a First-Team All-City selection ... JJHuddle First-Team All-Ohio at LB ... led the No. 1 defensive in the GMC which gave up an average of 7.2 ppg and held half their opponents to single digits ... Cardinals finished 11-1 and lost in overtime in the regional semifinals ... totaled 76 tackles in the regular season, 11 tackles for loss, a GMC best four fumble recoveries, two forced fumbles, four pass break-ups, an interception and a 1.5 sacks ... named the Larosa's MVP of the Week on Nov. 22, 2016 ... TriStateFootball.com's Cincinnati Defensive Player of the Year for the 2015 season ... first-ever junior to earn that award ... also tabbed as a First-Team All-State, SWOFCA First-Team All-City honoree, First-Team All-GMC and a First-Team AP All-Southwest District honoree ... also a Cincinnati Enquirer Honorable Mention All-City selection ... Cardinals held 10 opponents under 14 points on the way to a 12-2 record a berth in the regional finals ... recorded 93 tackles, 3.5 sacks, a forced fumble recovery ... a baseball standout, playing catcher and outfield ... hit .356 with 32 RBI (second in the GMC), a pair of home runs and 18 runs scored ... earned Second-Team All-GMC and honorable mention all-city accolades ... honor roll student ... son of Lisa and Tom Bolden ... has three siblings, Jake, Luke and Mitch ... cousin Joe played at Michigan ... chose to play at UC over offers from 14 FBS institutions ... coached by his father Tom.

**25 • COBY BRYANT**

DB • 6-1 • 185 • Fr. • HS • Akron, Ohio/Glenville

PRIOR TO UC: A three-star prospect by Rivals.com and Scout.com ... Scout ranks him as one of the top three cornerbacks in Ohio in the 2017 class ... named honorable mention 2016 Associated Press All-Northeast Lakes District Division II ... named a Senate League All-Star ... helped lead the Tarblooders to a 7-0 record in Senate League play in 2016 ... tabbed as the NewsNet5 Student-Athlete of the Week on Dec. 4, 2016 ... played both cornerback and safety as a junior, totaling 50 tackles, five PBUs and an interception ... coached by Ted Ginn Sr. ... brother Christian played defensive back at Ohio State (2010-14) and is a member of the Arizona Cardinals.



PLAYER PROFILES



TRENT CLOUD

WR • 6-1 • 198 • Fr. • HS • Cleveland, Ohio/Bedford

PRIOR TO UC: A three-star wideout by 247Sports.com and Rivals.com ... Scout.com rates him with a pair of stars ... Scout lists him as one of the top four receivers in Ohio and is among the top 15 pass catchers in the Midwest ... 247Sports lists him as one of the 50-best players in Ohio's 2017 class ... recorded 26 receptions for 668 yards and eight TDs as a senior ... also

had a pair of kickoff return TDs ... coached by Sean Williams ... three-sport athlete who ran track and played basketball ... high school teammate of UC DT Marquise Copeland ... chose Cincinnati over offers from Toledo, Wisconsin and Miami [Ohio].



DARRICK FORREST

DB • 6-0 • 185 • Fr. • HS • Columbus, Ohio/Walnut Ridge

PRIOR TO UC: A three-star pick from 247Sports.com and Rivals.com who is regarded as one of the top players in Columbus ... Scout.com lists him as a two-star prospect ... Rivals ranked him as one of the top 45 players in the state of Ohio following the 2016 season ... was a second-team selection to the 2016 Associated Press All-Central District football team ...

recorded 54 tackles, four interceptions, three forced fumbles, three passes defended and a fumble recovery as a senior ... also returned kicks, averaging 27.8 yards per return on six attempts ... was an offensive target, hauling in 224 receptions for 514 yards and eight TDs ... averaged 20.6 yards per reception ... tallied 53 tackles in his first two seasons as a varsity player for the Scots, along with five passes defended and a forced fumble ... coached by Byron Mattox ... also played basketball and ran track.



NOAH HAMLIN

DB • 6-0 • 170 • Fr. • HS • Clairton, Pa./Clairton

PRIOR TO UC: A composite three-star recruit by 247Sports.com, Rivals.com and Scout.com ... Scout ranks him as one of the top three receivers in Pennsylvania and among the best 13 wideouts in the east ... helped lead his team to an undefeated regular season and a berth in the PIAAA Class 1A Championship game ... was versatile as a prep, playing QB, WR and DB

... projects at defensive back for the Bearcats ... earned Pennsylvania Football Writers Class 1A All-State honors at QB and was tabbed as a Pennsylvania Football News First-Team All-State athlete ... completed 51 of 99 passes for 1,061 yards and 10 TDs ... also averaged 21.3 yards per rush on six attempts with 10 TDs ... caught 35 passes for 838 yards and scored 20 TDs as a junior ... earned honorable mention all-state honors from PFN ... coached by Wayne Wade ... chose Cincinnati over reported offers from Boston College, Iowa State and Toledo.



JAVAN HAWES

WR • 6-0 • 192 • Fr. • HS • Atlanta, Ga./Sandy Creek

PRIOR TO UC: Prepped at Sandy Creek HS for head coach Chip Walker ... down-field threat with great leaping ability ... a composite three-star recruit by 247Sports.com, ESPN.com, Rivals.com and Scout.com ... Scout lists him as one of the top-20 wideouts in the state of Georgia ... Sandy Creek was 8-4 in 2016, falling to the Cairo Syrupmakers in the second round of

the state playoffs ... tabbed as a Region 5-A AAAA All-Region selection in 2016 ... hauled in 41 catches for 789 yards and 5 TDs in 2016 ... also averaged 32.6 yards as the Patriots punter and kicked 10 PATs as a junior ... Sandy Creek HS also produced former UC standout receiver Alex Chisum and current UC running back Jaelen Greene ... chose Cincinnati over reported offers from East Carolina, Minnesota and Purdue.



86 • ANGELO HOWZE

DE • 6-2 • 237 • Fr. • HS • Fishers, Ind. / Fishers

PRIOR TO UC: Two-way player prepped at Fishers HS outside of Indianapolis for Coach Rick Wimmer ... was a HS teammate of incoming UC freshman Roosevelt Potts ... finished with eight receptions for 126 yards and a TD during his senior campaign ... recorded 25 tackles with 6.0 for a loss, a sack and forced fumble ... made the move to offense in 2015 and

caught nine passes for 141 yards and a TD as a junior, starting 10 of 11 games at tight end ... also played Rugby, playing in three-straight Division I State Championship finals and winning the crown in 2016.



WILSON HUBER

TE • 6-5 • 233 • Fr. • HS • Indianapolis, Ind./Franklin Central

PRIOR TO UC: Tabbed as a three-star recruit by 247Sports.com and Scout.com ... Rivals gives him a pair of stars ... caught 78 passes for 996 yards and 11 TDs and recorded 50 tackles, 11.5 for a loss and eight sacks during his prep career ... 247 rates him as a Top-20 player in the state of Indiana and one of the top 80 tight ends in the nation ... was an all-state and

all-county selection in 2016 ... finished with 28 receptions for 357 yards and three TDs as a senior ... caught 43 passes for 553 yards and eight touchdowns as a junior ... also registered 41 tackles with 8.5 coming for loss and five sacks as a linebacker that season ... coached by Grant Lewis ... father Daryl played tight end at UC, winning four letters between 1985-88, was a team captain in 1988 and also earned All-Metro Conference honors.



12 • TJ JOHNSON

CB • 6-2 • 185 • Fr. • TR • Euclid, Ohio / Euclid / Penn State

Transferred to UC in August 2017 and will sit out the season due to NCAA transfer regulations.

PRIOR TO UC: 2016 [Penn State]: Redshirted ... HIGH SCHOOL: Named to All-Ohio Division I first team as a senior ... selected to the Cleveland.com Football All-Star first team ... earned

Northeast Ohio Lakes All-District football first team honors in 2015 ... had 31 tackles, five interceptions and 13 passes defended in 2015 ... registered 50 tackles and an interception as a junior ... Rated as a three-star recruit by ESPN, Scout and 247Sports, while earning two stars from Rivals ... Ranked as No. 38 recruit in Ohio and No. 59 cornerback overall by Rivals ... ranked as the 39th-best recruit in Ohio and No. 87 cornerback by 247Sports ... rated No. 72 prospect in the state of Ohio by ESPN ... full name is Anthony Terrence Johnson Jr ... son of Naomi Rembert and Anthony Johnson-Motley Sr ... Has three brothers, Ricardo Rembert, Carl Johnson and Darius Lewis, and two sisters, Kiara Johnson and Carrington Johnson-Motley.



25 • CASEY KIRK

WR • 5-10 • 188 • Fr. • HS • Dublin, Ohio / Coffman

PRIOR TO UC: Walk-on prepped at Dublin Coffman HS outside of Columbus for Coach Mark Crabtree ... named special mention All-Central District by the Associated Press as a senior and junior ... rushed 171 times for 1,057 yards and nine TDs in 2016 ... also caught 26 balls for 317 yards and four additional scores ... toted the ball 109 times as a junior, gaining 786

yards and finding the end zone six times ... caught 13 receptions for 160 yards and a TD.



30 • MICHAEL KOPAYGORODSKY
RB • 6-0 • 220 • Fr. • HS • Mason, Ohio / Mason

PRIOR TO UC: Walk-on was a three-year letterwinner for Coach Brian Castner at Mason HS ... Second-Team All-Greater Miami Conference selection in 2016 ... rushed 110 times for 661 yards, averaging six yards per carry with eight TDs ... also added three receptions for 30 yards ... in 2015, carried 70 times for 437 yards with a TD along with five catches for

65 yards.



VINCENT MCCONNELL
OT • 6-6 • 278 • Fr. • HS • Massillon, Ohio/Washington

PRIOR TO UC: Prepped for Coach Nate Moore at legendary Washington HS in Massillon ... a three-star recruit by 247Sports.com, ESPN.com and Scout.com ... Rivals rates him with two stars ... Scout tabbed him as one of the top five offensive tackles in the state of Ohio and one of the top-25 tackles from the Midwest in the 2017 class ... a two-way player

for the Tigers ... an honorable mention selection to the 2016 Associated Press Division II All-Northeast Lakes District football team ... inducted into the National Honor Society in 2016 ... tabbed as one of the top-12 outstanding seniors at Massillon ... chose Cincinnati over reported interest from Toledo, Syracuse and Kent State.



29 • CAMERON NABER
WR • 6-0 • 190 • Fr. • HS • Cincinnati, Ohio/Oak Hills

PRIOR TO UC: First-Team All-Greater Miami Conference selection in 2016 ... named Oak Hills' offensive MVP and was an Honorable Mention All-Ohio Southwest District and Cincinnati Enquirer All-Star selection ... led the GMC with a league single-season record 1,093 yards receiving ... averaged 109.3 ypg receiving, making 74 receptions for 1,093 yards with nine

TDs ... hauled in 12 receptions in two separate games ... had a single-game best nine catches for 249 yards and two TDs at Lakota East ... three-sport athlete also played basketball and ran track ... coached by Kyle Prosser.



88 • BRAXTON NEAL
WR • 6-3 • 193 • So. • SQ • Cincinnati, Ohio / Lakota West

PRIOR TO UC: Returns to the Bearcats as a walk-on after leaving the team during the 2016 season ... redshirted as a true freshman in 2015 ... **HIGH SCHOOL:** Three-star recruit by Scout.com and ESPN.com ... rated the No. 5 wide receiver in Ohio and No. 113 wide receiver in the 2015 class by Scout.com ... tabbed the No. 70 prospect in the state of Ohio and No. 191

wide receiver in the 2015 class by ESPN.com ... reeled in 31 catches for 458 yards and three touchdowns in 2014 ... as a junior, caught nine passes for 130 yards and one touchdown ... also had one rushing carry for 33 yards and a pass for five yards on a Firebird football squad that went 9-2 and advanced to the playoffs ... also a track athlete and broke the school record in the long jump with a leap of 22' 2.75" in 2014 ... coached by Larry Cox ... chose UC over Akron, Eastern Michigan, Indiana State and others ... son of Kerry and Robert Jackson ... brother Brandon was an honorable-mention All-PAC selection at Thomas More in 2015 ... father played safety at Central Michigan, was an 11th-round draft pick in 1981 and recorded 15 interceptions in a seven-year career with the Cincinnati Bengals.



RJ POTTS
LB • 6-3 • 223 • Fr. • HS • Indianapolis, Ind./Fishers

PRIOR TO UC: One of the top-30 safety prospects in the 2017 class, Potts is a four-star recruit by 247Sports.com, Rivals.com and Scout.com ... ESPN rates him with three stars ... Scout rates him as the No. 1 player in the state of Indiana and one of the three best safeties in the Midwest ... member of the Rivals 250 ... was a two-way player for the Tigers, playing

wide receiver and defensive back ... a 2016 Associated Press First-Team 6A All-State honoree at DB ... recorded 48 tackles, five passes defended, three interceptions, two QB hurries and a sack as a senior ... had 22 receptions for 379 yards and three TDs in 2016 ... also returned kicks and punts and averaged 79.0 all-purpose yards per game ... named to the 2016 Indy Star Preseason Super Team ... a two-year member of the IFCA Junior All-State team ... during his junior campaign, finished with 39 tackles and three passes defended ... named Honorable Mention All-HCC and AP 6A All-State ... had 47 tackles and four interceptions as a sophomore ... chose UC over offers from Notre Dame, Indiana, Purdue and Nebraska among others ... coached by Rick Wimmer ... HS teammate of incoming freshman Angelo Howze ... son of Tenisha and Roosevelt Potts ... has two siblings, Taylor and Reagan ... father played for the Indianapolis Colts, Miami Dolphins and Baltimore Ravens from 1993-98 and was an All-American running back at the University of Louisiana-Monroe.



DESMOND RIDDER
QB • 6-4 • 205 • Fr. • HS • Louisville, Ky./St. Xavier

PRIOR TO UC: Listed as a three-star recruit by 247Sports.com and Scout.com while Rivals.com gives him two stars ... Scout ranks him as the top QB in the state of Kentucky and one of the Top-50 QB prospects in the 2017 class ... threw for 2,270 yards and 19 TDs and ran for 1,583 yards and 30 TDs during two seasons as a starter ... averaged 6.5 yards per carry as a

prepster ... helped lead his team to the Kentucky HS Athletic Association finals in 2016 ... an honorable mention Kentucky all-state football team selection by the Courier Journal ... toted the ball 131 times for 915 yards and 18 TDs on the ground as a senior ... averaged 76.0 yards per game and 6.9 yards per rush in 2016 ... threw for 951 yards and another 10 TDs, going 91-for-160 with only four interceptions ... he rushed for 203 yards and three touchdowns on 11 carries in a playoff win over Manual and also completed 8 of 19 passes for 86 yards and two scores ... was the Courier-Journal Athlete of the Week on Nov. 23, 2016 after rushing for 126 yards and a pair of TDs in a KHSAA Regional Finals win over Male ... completed 110 of 199 passes as a junior for 1,319 yards and nine touchdowns ... also was the Tigers' leading rusher with 668 yards and 12 TDs on 114 attempts ... coached by William Wolford.



18 • JOSIAH ROBEY
CB • 5-10 • 170 • Fr. • HS • Franklin, Ky. / Franklin-Simpson

PRIOR TO UC: An Honorable Mention Associated Press Kentucky All-State team selection at receiver ... will play cornerback at UC ... Franklin Simpson went 14-1 in 2016, won the Class 4-A Region 1 Championship and made the KHSAA 4-A State Championship game ... was a Second-Team All-SKY Conference selection at running back, Courier-Journal Honorable

Mention All-State and the Wildcats Offensive Player of the Year ... carried 86 times for 1,119 yards and 14 TDs, averaging 84 yards per game ... responsible for four TDs as a returner on special teams, running back kickoffs of 85 and 88 yards and punts of 77 and 63 for scores ... added five interceptions on defense ... a First-Team All-SKY Conference selection at defensive back as a junior ... totaled three interceptions along with a fumble recovery and 16 tackles ... three-sport athlete also played basketball and ran track.

PLAYER PROFILES



JAKARI ROBINSON

OL • 6-2 • 290 • Fr. • HS • Talladega, Ala./Munford

PRIOR TO UC: Rivals.com gives him three stars while 247Sports.com and Scout.com list him with two stars ... ranked as a Top-25 center in the 2017 class and one of the top 75 players in the state of Alabama in this class ... touted as an agile player with strong hands who is considered the top center in Alabama ... a 2016 Alabama Sports Writers Athletic

Association Class 4A First-Team All-State football team honoree and also named to the 2016 American Family Insurance ALL-USA Alabama Football Second Team ... graded out at 92 percent for the year with 46 pancake blocks and 23 knockdowns ... recognized as a 2016 Preseason Second-Team All-American by GridironRR.com ... also listed among the Tuscaloosa News' Top-50 recruits entering 2016 ... Helped lead his team to a 10-win season and a berth in the Class 4A State Semifinals in 2015 ... tabbed as a second-team all-state selection in 2015 ... coached by Bill Smith.



94 • JOE SCHROER

DE • 6-3 • 255 • So. • TR • Cincinnati, Ohio/Elder/Ohio State

PRIOR TO UC: Spent the 2016 season at Ohio State where he redshirted ... **HIGH SCHOOL:** Three-year starter at Elder HS for Coach Doug Ramsey ... was the 2016 Division I Defensive Line-man of the Year by the Anthony Muñoz Foundation ... also recognized as AP Second Team All-Ohio, First Team All-South-west District, and Greater Catholic League South First Team ...

totaled 54 tackles and four sacks, including an 11-tackle game against Winton Woods ... First-Team All-GCL South as a junior, finishing with 29 tackles, 3.5 sacks and a forced fumble ... had 40 tackles and 10 sacks as a sophomore.



37 • JAMES SMITH

P • 6-5 • 220 • Fr. • HS • Wangaratta, Australia / Galen College

PRIOR TO UC: Australian punter joins the Bearcats as a true freshman in 2017 ... trained with Prokick Australia's Nathan Chapman ... Smith was a mainstay for the Wangaratta Rovers since his debut in 2013 ... trained for 16 months to get his opportunity to earn a scholarship ... second Australian player to appear on UC's roster after Lindsay Crook [Gold Coast], who

saw his career end in 2014 after a knee injury.



RASHAAD STEWART

DB • 6-0 • 180 • Fr. • HS • Clearwater, Fla./Central Catholic

PRIOR TO UC: A consensus three-star prospect by 247Sports.com, Rivals.com and Scout.com ... Scout tabs him as a Top-25 cornerback in the state of Florida and one of the 60 best CBs in the South ... Marauders went 43-8 during his prep career ... named Second-Team All-Pinellas County and Honorable Men-tion All-Tampa Bay by the Tampa Bay Times ... played in the

Pinellas All-Star Football Classic in December 2016 ... totaled 39 tackles, eight passes defended two fumble recoveries and a forced fumble in 10 games as a senior ... also rushed 35 times for 241 yards and six touchdowns ... tallied a season-high six stops on three occasions ... averaged 6.9 yards per carry ... took an 86-yard kickoff return to the end zone against Calvary Christian ... was part of a nine-overtime game in the Class 3A regional final in 2016 ... rushed 78 times for 621 yards, an 8.0 yards per rush average, in 2015 ... found the end zone eight times as a junior ... had 65 tackles, a pair of TFLs, 22 passes defended and a 20-yard interception return ... had a monster game against Tampa Catholic, finishing with 77 yards rushing on nine carries, three TDs, eight tackles and a TFL ... as a sophomore, had 94 tackles, including 12 against University Christian

and 10 vs. American Heritage, 4.0 TFLs, 24 passes defended and a QB hurry ... also rushed five times for 71 yards ... selected UC over offers from Boston College, Louisville and Vanderbilt among others.




MARQUESE TAYLOR

DB • 5-11 • 180 • Fr. • HS • Atlanta, Ga./Lovejoy

PRIOR TO UC: Prepped at Lovejoy HS for Coach Edgar Carson ... a consensus three-star recruit by 247Sports.com, ESPN.com, Rivals.com and Scout.com ... Scout ranks him as the No. 11 athlete in the state of Georgia and a top-30 athlete in the south ... three-way player who will start out at defensive back for the Bearcats ... earned First-Team All-Region 4-AAAAAA

at wide receiver ... Lovejoy went 7-5 and advanced to the second round of the Georgia Class 6A playoffs ... finished with 28 catches for 574 yards and nine touchdowns ... also returned four kickoffs for 76 yards, including a long of 32 yards ... earned a spot in the Georgia-Florida All-Star Game ... tabbed as a Clayton News All-County honoree at defensive back as a junior ... caught 35 passes for 634 yards and scored 10 TDs, while intercepting eight balls and recording 17 PBUs as a cornerback ... also ran track and field ... chose UC over reported offers from Cal and Colorado State, Purdue and Tennessee.



56 • KYLE TROUT

OL • 6-6 • 310 • Jr. • TR • Lancaster, Ohio/Lancaster/Ohio State

PRIOR TO UC: Trout joins the Bearcats from Ohio State after earning his degree in family resource management in three years ... is a junior with two years of eligibility remaining ... **2016:** Played in nine games on the campaign, playing in eight consecutive games to end the season, including the College

Football Playoff game against Clemson ... **2015:** Worked with the scout time as a second-year player ... **2014:** Redshirted for the 2015 Big Ten Conference and National Championship squad ... **HIGH SCHOOL:** Trout was a four-star offensive line prospect as determined by Rivals, Scout and 247Sports ... he was rated as a Top 25 tackle nationally, with rankings of No. 17 [Rivals], No. 22 by 247Sports, No. 23 [Scout] and No. 26 [ESPN] ... Trout was also listed overall on the Rivals 250 [No. 197], the Scout 300 [285] and was rated No. 246 nationally by 247Sports ... lined up at guard in the Golden Gales' wing-T offense ... a two-time Associated Press all-state performer, with first-team Division I honors in 2013 and special mention accolades in 2012 ... all-Ohio Capital Conference ... coached by Rob Carpenter ... played three seasons of basketball and also competed in track and field in high school ... seventh in the shot and eighth in the discus at 2013 Ohio state outdoor track and field championships ... is the son of Nancy and Kevin Trout ... enrolled in classes in January 2014.



19 • ETHAN TUCKY

DE • 6-1 • 235 • Fr. • TR • Delaware, Ohio/Hayes/Boston College

PRIOR TO UC: Joins UC after a year at Boston College ... will sit out 2017 due to NCAA transfer regulations and have three remaining years of eligibility ... redshirted in 2016 at Boston College ... **HIGH SCHOOL:** Earned All-Ohio Capital Conference [OCC] Capital First Team honors as a senior at Rutherford B. Hayes HS ... also named Co-OCC Capital Player of the Year and

AP All-Central District Division II Defensive Player of the Year ... played for head coach Mike Golden ... collected AP All-Central District Division II First-Team Defense and AP All-Ohio Division II First-Team accolades in 2015 ... as a junior, named second-team all-state in Division I, first-team all-district, first-team all-league and was a member of the ThisWeek Super 25 team ... son of Todd and Mimi Tucky.

**MICHAEL WARREN II**

RB • 5-10 • 212 • Fr. • HS • Toledo, Ohio/Central Catholic

PRIOR TO UC: A consensus three-star prospect by 247Sports.com, ESPN.com, Rivals.com and Scout.com ... Scout lists him as the No. 2 running back in Ohio and the Midwest and 247 has him as one of the top-30 running backs in the 2017 class ... Toledo Central Catholic was 50-7 during his prep career ... his 7,619 rushing yards rank No. 5 all-time in Ohio, and his 105

TDs are tied for sixth in state history ... had three 2,000-yard seasons for the Fighting Irish starting at RB since he was a sophomore ... also holds the school's single-game rushing record of 385 yards against Lima Senior on Oct. 28, 2016 ... A Parade Magazine First-Team All-America selection ... Scout.com Second-Team Senior All-America selection ... was the 30th annual winner of the Ohio Associated Press Mr. Football award ... Associated Press Division III First-Team All-Ohio and AP's Division III Offensive Player of the Year ... Toledo Blade Player of the Year and an All-Blade selection ... Three Rivers Athletic Conference and Division III District Player of the Year ... was the MVP of the Offense-Defense Bowl ... had 2,740 yards on 306 carries for an 8.95 average with 45 touchdowns in 2016 ... Fighting Irish went 13-1, including a loss to Trotwood-Madison in a Division III state semifinal ... 2015 First-Team All-Ohio and was named TRAC and Division III District Offensive Player of the Year ... his 2,628 yards and 32 TDs led the 12-3 Irish to a state-runner-up finish in 2015 as a junior ... as a sophomore, rushed 264 times for 2,246 yards and scored 28 TDs to help Central to a 13-2 record and a D-III state championship ... chose Cincinnati over interest from Minnesota, Toledo and Kentucky ... coached by Greg Dempsey.

**81 • GARRETT WEAVER**

TE • 6-3 • 227 • Jr. • TR • Cincinnati, Ohio/Amelia/Mt St. Joseph

PRIOR TO UC: Joins the Bearcats after two standout years at Mount St. Joseph ... in 20 career games for MSJ, he had 90 catches for 1,739 yards and 31 TDs ... was a First-Team All-HCAC honoree in 2016 after totaling 46 receptions for 744 yards and 14 TDs ... tabbed as the Hero Sports Division III Rookie of the Year and Second-Team All-HCAC in 2015 after

setting an NCAA freshman record with 17 scores ... had 44 receptions for 995 yards ... **HIGH SCHOOL:** Was a First Team All-Southern Buckeye Conference selection in both basketball and football ... tallied 28 receptions for 580 yards and 10 TDs along with a rushing score as a senior in 2014 ... also recorded 20 tackles with two interceptions ... won the SBAAC American Player of the Year award after averaging 18.7 ppg, 7.3 rpg and 2.3 apg on the hardwood as a senior ... was also a First-Team American Division All-SBAAC selection as a junior.

CAREER STATISTICS

Receiving	G	Rec	Yards	Yds/Rec	Long	TD	Yds/G
2015	10	44	995	4.4	71	17	99.5
2016	10	46	744	4.6	48	14	74.4
TOTAL	20	90	1,739	4.5	71	31	87.0

**JARELL WHITE**

LB • 5-10 • 208 • Fr. • HS • Cincinnati, Ohio/LaSalle

PRIOR TO UC: Tabbed as a four-star recruit by Rivals.com and a three-star prospect by 247Sports.com, ESPN.com and Scout.com ... Rivals rates him as the No. 22 athlete in the 2017 class and No. 11 player in the state of Ohio ... a two-way player at the high school level will likely play defense for the Bearcats ... part of the first team in OHSAA Division II history to win three

consecutive state titles ... starter on each of those state championship teams ... named Greater Catholic League South first team in each of the last three seasons at three different positions [running back, linebacker and defensive back] ... during his career at LaSalle, the Lancers went a combined 40-5 with a share of the GCL South title in 2014, and the first outright title in school history in 2016 ... during his prep career, White rushed for 2,357 yards and 37 touchdowns, while also posting 149 total tackles including two interceptions returned for touchdowns ... rushed for 799 yards and 11 TDs and caught nine passes for 91 yards his senior season ... as a safety, he had 70 tackles (38 solo), a fumble recovery and two interceptions, one for a 55-yard TD ... was named first-team all-Greater Catholic League South division on offense ... also was an Associated Press Division II second-team all-state selection and a First-Team MaxPreps/JJHuddle All-Ohio Football Team honoree ... competed in the Offense-Defense All-American Bowl in Georgia in December ... played both ways as a senior, recording 45 tackles, 1.5 sacks and an interception return TD as a linebacker while leading the Lancers in rushing with 413 yards and six TDs during the regular season ... had a game-high 10 tackles, recovered a fumble and contributed 35 yards in the backfield in the 14-7 state championship win ... primarily was a safety as a junior, recording 75 tackles, 1.5 sacks, three forced fumbles and recoveries ... moved back to running back during LaSalle's playoff run, rushing 63 times for 355 yards and six TDs ... tabbed with second team All-State, first team All-Conference, and first team All-Tri State honors ... produced 1,145 yards rushing and 19 TDs as a sophomore ... came to UC because of the ability to further his education in his hometown and being able to play in front of his family ... also ran track & field at LaSalle, competing in the 100 meters and 400- and 800-meter relays ... chose UC over scholarship offers from Boston College, Illinois, Iowa, Kentucky, Iowa State, Miami University, Purdue, Indiana among others ... intends to major in sports administration.

**69 • ZACH WOOD**

LS • 6-1 • 224 • So. • TR • Williamsburg, Ohio/McNicholas/Marshall

PRIOR TO UC: Played in three games for Marshall during the 2016 season before leaving the team ... redshirted as back-up long snapper in 2015 ... started his Marshall career as a preferred walk-on ... began attending long snapping camps as an eighth grader; played center for youth football teams

coached by his father ... was two-year offensive line starter at Archbishop McNicholas High School in Cincinnati ... as senior, selected to All-Greater Catholic League Central Division second team as offensive lineman ... Transferred to McNicholas for his final two high school years, after attending Cincinnati St. Xavier.

PLAYER PROFILES



2017 CINCINNATI FOOTBALL



COACHING STAFF

COACHING STAFF

LUKE FICKELL

HEAD COACH

FIRST SEASON AT CINCINNATI
18TH SEASON OVERALL
OHIO STATE '97

 @CoachFick

 Football@uc.edu



Veteran defensive coordinator and Ohio native Luke Fickell was named the University of Cincinnati's 42nd football head coach in December 2016.

The 43-year old Fickell is an experienced 18-year coaching veteran at the Football Bowl Subdivision level.

His impressive resume includes being on the staff of two national championship winning teams, seeing 12 of his players selected in the NFL Draft, and coordinating outstanding defenses over the last 12 seasons as a co-coordinator or defensive coordinator.

He is also an excellent recruiter with strong Midwest and Florida relationships, a national presence when needed and a discerning eye for talent. He was named the American Football Coaches Association assistant coach of the year in 2010 and he was named a "top recruiter" in 2012 by both Rivals and ESPN.

While recognized as a respected mentor to his student-athletes while sharing life experiences as a former standout football player, college graduate, NFL player and as a husband and father, Fickell is most-noticed as a developer of talent and of really good defenses.

In 2005, he helped guide a defensive unit to fifth in the NCAA in total defense and first in rushing defense. In 2007 the team was first in total defense, first in scoring defense and first in pass defense. In 2009 and 2010, the Buckeyes were fifth and fourth, respectively, in total defense.

During Ohio State's undefeated, 12-0 season of 2012, Fickell's defense capped a season-long path of improvement by ranking second-nationally in total defense during the month of November. In 2013, Ohio State was 10th against the rush after ranking 14th against the run in 2012.

During OSU's 2014 national championship season, the defense improved each week. The unit recorded the first shutout in a conference championship game in Power Five history with a 59-0 victory over Wisconsin while limiting Heisman Trophy finalist Melvin Gordon to 2.9

yards per carry and the team to just 258 total yards. In the College Football Playoff semifinal win over No. 1 Alabama, the defense forced seven Alabama punts, had three interceptions in the last 18 minutes of the game and effectively nullified the talents of Heisman Trophy finalist receiver Amari Cooper.

And finally, in the national championship game vs. Oregon and Heisman Trophy-winning quarterback Marcus Mariota, the defense held the Ducks 100 yards below its offensive average and surrendered just 10 points off four Ohio State turnovers.

Ohio State's 2015 unit ranked ninth nationally in total defense, second in scoring defense, sixth in pass efficiency defense and was a major reason the team went 12-1 on the season.

The 2016 Buckeyes earned a spot in the College Football Playoff semifinal against Clemson after finishing the regular season 11-1 and ranked No. 3 in CFP poll. OSU won five consecutive games to close the season and boast the nation's No. 4 total defense (282.3 yards per game allowed), including the No. 1 pass efficiency defense and the No. 3 scoring defense (14.2). DE Tyquan Lewis was the Big Ten's Smith-Brown Defensive Lineman of the Year and was one of the OSU defense's four first-team all-conference selections. S Malik Hooker earned multiple first-team all-america honors. DE Sam Hubbard, a Cincinnati native, was tabbed as an Academic All-American.

His NFL Draft selections include first-round picks A.J. Hawk, Bobby Carpenter, Ryan Shazier and Darron Lee, NFL standout James Laurinaitis and Joshua Perry, Anthony Schlegel, Larry Grant, Marcus Freeman, Austin Spitler, Ross Homan and Brian Rolle.

In May of 2011 he was asked to take over an Ohio State program staggered by the loss of a beloved head coach, the unexpected departure of a star quarterback and on the cusp of NCAA penalties, and he steadied the situation with an impressive willingness to take on a challenge.

PERSONAL INFORMATION



Born: August 18, 1973
Hometown: Columbus, Ohio
Wife: Amy
Children: Landon, Luca, Aydon, Ashton, Laykon, Lucian
Education: Ohio State [1997, B.S.]
Year in Coaching: 18th

PLAYING CAREER

YEAR	TEAM
1992-96	Ohio State [Nose Guard]

COACHING CAREER

YEAR	SCHOOL	POSITION
1999	Ohio State	Graduate Assistant
2000-01	Akron	Defensive Line
2002-03	Ohio State	Special Teams Coordinator
2004	Ohio State	Linebackers
2005-11	Ohio State	Co-Defensive Coordinator/Linebackers
2011	Ohio State	Head Coach
2012-16	Ohio State	Defensive Coordinator/Linebackers
2017-	Cincinnati	Head Coach

BOWLS COACHED IN

YEAR	SCHOOL	BOWL
2002	Ohio State	Fiesta
2003	Ohio State	Fiesta
2004	Ohio State	Alamo
2005	Ohio State	Fiesta
2006	Ohio State	BCS National Championship
2007	Ohio State	BCS National Championship
2008	Ohio State	Fiesta
2009	Ohio State	Rose
2010	Ohio State	Sugar
2011	Ohio State	Gator
2013	Ohio State	Orange
2014	Ohio State	CFP: Sugar (Semi)/NCG
2015	Ohio State	Fiesta
2016	Ohio State	CFP: Fiesta (Semi)

BOWLS PLAYED IN

YEAR	SCHOOL	BOWL
1993	Ohio State	Holiday
1994	Ohio State	Citrus
1995	Ohio State	Citrus
1996	Ohio State	Rose

FICKELL'S HEAD COACHING RECORD

Year	School	Overall	Conference
2001	Ohio State	6-7	3-5 Big Ten (4th)
2017	Cincinnati	0-0	0-0 American East



WHAT THEY'RE SAYING ...

"Luke and Amy Fickell along with their wonderful family will be great additions to the Bearcat Family. You can be sure that they will immerse themselves in to the Cincinnati and UC communities. Luke has been a part of a considerable amount of winning, and he will work hard for his student-athletes to be successful on and off of the playing field." - *Jim Tressel, President Youngstown State University, Former Ohio State Head Coach*

"Luke Fickell brings excitement and a championship vision to the University of Cincinnati. He has a tremendous track record of coaching success at Ohio State under two National Championship coaches, and has the invaluable experience of coaching in numerous championship and New Year's Day bowl games. I think he has tremendous integrity and will be good not only for the university and the program, but also for the community. He will impact people for a lifetime." - *Mark Dantonio, Michigan State Head Coach*

"It's a proud day for Ohio State and Buckeye Nation with the news of Luke Fickell becoming head coach at the University of Cincinnati. Few have invested as much time and effort and passion into Ohio State and its football program than Luke. We all knew this day was coming. Now that it is upon us, I want to thank Luke for being such a terrific coach, mentor and person. And I wish him, Amy and their young family all the best as they begin this new journey." - *Urban Meyer, Ohio State Head Coach*

"We are excited to welcome Luke, his wife Amy and their family to Cincinnati. We targeted a number of criteria we wanted in our head football coach and we were looking for the coach who was the best fit for our program, our University and our community and we have found that leader in Luke Fickell. His extensive ties to the state of Ohio, experience at a championship-level program in Ohio State, ability to evaluate and develop talent, energy and leadership are all qualities which set him apart. Above all else, he's a model of integrity and a great family man and we look forward to partnering with him to continue to build upon our winning tradition." - *Mike Bohn, Cincinnati Director of Athletics*

"I am proud to welcome Luke Fickell, a proud Ohio native, to the Bearcats community. His 18-year career in coaching and his impressive record make him a great choice to build on our winning tradition." - *Dr. Beverly J. Davenport, Former University of Cincinnati President*



Fickell was much more than a just a steadying influence in 2011, though. He was a leader through one of the most difficult times in Ohio State athletics history. He kept the team focused and, despite 53 games missed by starters, the constant molding of two first-year quarterbacks and inexperience and youth up and down the lineup, he had the Buckeyes in control of their Big Ten championship destiny well into November.

Prior to Fickell's appointment to serve as head coach in 2011, he had been promoted to assistant head coach in March 2011.

Fickell's coaching career began at Ohio State. After spending a year on the injured reserve list with the New Orleans Saints, he was hired in 1999 as a graduate assistant at Ohio State by his college coach, John Cooper.

Fickell's first full-time coaching position came in 2000 under Lee Owens at Akron, spending two years as defensive line coach. Jim Tressel brought him to Ohio State as special teams coordinator in 2002 and he also worked with the defensive front. He was named linebackers coach in 2004 and added co-defensive coordinator duties to his resume in 2005.

A native of Columbus, Ohio, Fickell is a graduate of DeSales High School, where he was a three-time, undefeated state wrestling champion, and he is a 1997 graduate of Ohio State. He played for the Buckeyes from 1992-96, redshirting the first year and then starting the next four seasons at nose guard. He started a school-record 50 consecutive games between 1993 and 1996.

Fickell concluded his Ohio State career with 212 total tackles, including 26 tackles-for-loss and six sacks. During his four years in the starting lineup, the Buckeyes

posted a record of 41-8-1 with a pair of Big Ten co-championships. With the win over Arizona State in the Rose Bowl, the Buckeyes finished the 1996 season with a sparkling 11-1 record and were second in the nation in both major polls in the final rankings.

Fickell graduated from Ohio State in 1997 with a degree in exercise science.

Luke and his wife, Amy, a graduate of Ohio State's physical therapy school, have six children: Landon, Luca, twin sons Aydon and Ashton, and twin sons Laykon and Lucian.





MIKE DENBROCK

OFFENSIVE COORDINATOR / QUARTERBACKS

FIRST SEASON AT CINCINNATI
31ST SEASON OVERALL
GRAND VALLEY STATE '87

@MikeDenbrock

Football@uc.edu

PERSONAL INFORMATION



Born: Jan. 29, 1964
Hometown: Homer, Michigan
Wife: Dianne
Children: Chance
Education: Grand Valley State (1987, B.S.)
Year in Coaching: 31st

PLAYING CAREER

YEAR	TEAM
1982-85	Grand Valley State (Tight End)

COACHING CAREER

YEAR	SCHOOL	POSITION
1986-87	Grand Valley State	Graduate Assistant
1988-89	Michigan State	Graduate Assistant
1990-91	Illinois State	Offensive Tackles/Tight Ends
1992-95	Grand Valley State	OC/QB/WRs
1996-98	Grand Valley State	Defensive Coordinator/LB
1999-2000	Buffalo (AFL)	Assistant HC/DC/OL/DL
2001	Stanford	Offensive Tackles/Tight Ends
2002-04	Notre Dame	Offensive Tackles/Tight Ends
2005-08	Washington	Offensive Line
2009	Indiana State	Associate HC/STC/LBs
2010-11	Notre Dame	Tight Ends
2012-13	Notre Dame	Outside WR/Pass. Gm. Coord.
2014	Notre Dame	Offensive Coordinator/WR
2015-16	Notre Dame	Associate Head Coach/WR
2017-	Cincinnati	Offensive Coordinator/QB

BOWLS COACHED IN

YEAR	SCHOOL	BOWL
1989	Michigan State	Gator
1989	Michigan State	Aloha
1994	Grand Valley State	NCAA Division II First Round
1998	Grand Valley State	NCAA Division II First Round
2000	Buffalo	AFL Playoffs
2001	Stanford	Seattle
2003	Notre Dame	Gator
2004	Notre Dame	Insight
2010	Notre Dame	Sun
2011	Notre Dame	Champs Sports
2012	Notre Dame	BCS National Championship
2013	Notre Dame	Pinstripe
2014	Notre Dame	Music City
2015	Notre Dame	Fiesta

Mike Denbrock joined the University of Cincinnati football coaching staff in January 2017 and will serve as the offensive coordinator and quarterbacks coach.

A veteran of 30-plus years in the coaching profession, Denbrock has worked as both an offensive and defensive coordinator and coached every position on the offensive side of the ball.

Most recently, Denbrock was at Notre Dame from 2010-16 in a variety of roles. He coached tight ends (2010-11), outside receivers and was the passing game coordinator (2012-13), served as offensive coordinator and wide receivers coach (2014) and was the associate head coach and wide receivers coach (2015-16). During his second stint with the Fighting Irish, Denbrock coached in six bowl games, including the 2012 BCS National Championship.

Known as a dynamic recruiter, Denbrock is a strong offensive mind who had success as the Irish's primary play caller the past two seasons as the offense averaged 443 yards per game and close to seven yards per play over the past 25 games. In 2012, he was tabbed as one of the top 25 recruiters in the nation by Rivals.com and one of country's top 50 recruiters by 247Sports.com.

Denbrock had a trio of strong wideouts at Notre Dame in 2016, including Torii Hunter Jr., Equanimeous St. Brown, and freshman Kevin Stepherson.

Hunter had 38 catches and three TDs in an injury-shortened season. St. Brown led the Irish with 58 receptions for 961 yards and nine touchdowns. He ranked fifth in the nation in receiving yards among sophomores and freshmen, while he ranked among the country's top 40 receivers in both receiving touchdowns and receiving yards. Stepherson ranked as one of the Top-30 receivers in the NCAA FBS, averaging almost 18.5 yards per reception (18.48).

In 2015, he guided the Irish offense to 466.4 yards of total offense per game in 2015, including three games with over 500 yards of total offense (Texas, UMass and Stanford). UND averaged more yards of total offense per game just once (2005) since setting the school record of 510.5 yards of total offense per game (1970).

Notre Dame had seven offensive plays of at least 70 yards, which tied for the most in the FBS, and a school-record 13 offensive TDs of at least 50 yards.

Will Fuller's NFL Draft selection at No. 21 overall was the third highest for a Notre Dame wide receiver over the last three decades. Fuller's 1,258 receiving yards in 2015 ranked second in school history, his seven 100-yard receiving games ranked third and his 14 TD grabs ranked fifth. Fuller was the fourth player in school history to record consecutive 1,000-yard receiving seasons while his 29 TD receptions were the most and his 2,352 receiving yards were the second-most for an Irish player over a two-year span in school history.

He acted as Notre Dame offensive coordinator and wide receivers coach in 2014, with the Irish scoring at least 27 points a school-record 11 times in 2014 and averaging 33.0 points per game -- most since 2005 (36.7) -- and 444.6 yards of total offense per game -- most since 2009 (451.75). Fuller

set Irish sophomore records in touchdown receptions (15), catches (76) and receiving yards (1,094) in 2014.

Denbrock returned to Notre Dame in 2010 and spent the next two seasons coaching the Irish tight ends. He was selected by Tom Lemming as one of the 2011 Assistant Coaches of the Year.

He coached 2011 Mackey Award finalist Tyler Eifert to one of the best seasons ever by a Notre Dame tight end. Eifert, now playing with the Cincinnati Bengals, ranked second on the Irish with 63 receptions for 803 yards and five TDs in 2011. Those marks were Notre Dame single-season records for receptions and receiving yards by a tight end and led all FBS tight ends in 2011 in both receptions and receiving yards. He was selected to the 2011 Walter Camp Football Foundation All-America first team and became the first Irish tight end named first-team All-American since Derek Brown in 1991.

Denbrock mentored 2010 preseason All-American Kyle Rudolph as he collected 28 receptions for 328 yards and three touchdowns in first six games before a hamstring injury ended his season.

Before his time at Notre Dame, Denbrock spent the 2009 season as the associate head coach at Indiana State University and was the offensive line coach at the University of Washington from 2005-08.

He coached offensive tackles and tight ends during his first stint at Notre Dame from 2002-04. The offense produced 1,000-yard rushers in 2002 (Ryan Grant) and 2003 (Julius Jones).

He worked with the offensive tackles and tight ends at Stanford in 2001, developing Kwame Harris (2003 first-round NFL Draft pick) into one of the top offensive tackles in the Pac-10 Conference.

He joined the AFL's Buffalo Destroyers' inaugural coaching staff in 1999 and was the assistant head coach, defensive coordinator and offensive and defensive line coach.

He was an assistant at Grand Valley State from 1992-98, coaching the quarterbacks (1992-95) before moving to the defensive side of the ball as coordinator and linebackers coach (1996-98).

Between 1992-95, the Lakers' offense rated first in the Midwest Intercollegiate Football Conference in both total and scoring offense each season. He guided a GVSU defensive unit that ranked among the nation's top 30 in total defense, scoring defense and rushing defense each season.

His first full-time coaching assignment came in 1990-91 as the tackles and tight ends coach at Illinois State after working as a graduate assistant at Michigan State for two years, working with quarterbacks and receivers in 1988 and offensive line in 1989.

He broke into coaching as a graduate assistant with the offensive tackles and tight ends from 1986-87 at his alma mater, Grand Valley State. Denbrock was a tight end at GVSU from 1982-85, earning a bachelor's degree in communications in 1987.

Denbrock and his wife Dianne have a son, Chance.

COACHING STAFF

MARCUS FREEMAN

DEFENSIVE COORDINATOR / LINEBACKERS

FIRST SEASON AT CINCINNATI

EIGHTH SEASON OVERALL

OHIO STATE '08

 @Marcus_Freeman1 Football@uc.edu

Marcus Freeman was named to the University of Cincinnati football staff in January 2017. He is the defensive coordinator and linebackers coach.

Freeman joins the Bearcats staff after a four-year stint at Purdue. He coached linebackers all four seasons and served as the Boilermakers co-defensive coordinator in 2015.

Freeman turned Purdue's linebacking corps from one of the biggest questions marks to one of its strengths over the past four seasons.

Markus Bailey was an Honorable Mention All-Big Ten selection in 2016. Bailey led the Boilermakers with 97 total tackles, 61 solo stops, and four interceptions in 2016. Starting all 12 games, he tallied six tackles for loss and a pair of pass breakups.

Jimmy Herman earned Purdue's Guy "Red" Mackey Award and the Noble E. Kizer Award, for exemplifying the overall success of the University's intercollegiate athletics program and earning the highest GPA among football players over the 2016 calendar year, respectively. Herman posted 138 tackles over his final two seasons.

Ja'Whaun Bentley, a USA Today Freshman All-American in 2014, averaged 6.7 tackles per game under Freeman's coaching and was voted a captain by his teammates prior to the 2015 season. Danny Ezechukwu broke out with a 43-tackle season as a redshirt freshman in 2014 and followed it up with 79 stops in 2015, the most by any of Purdue's linebackers and second on the team. He added 52 stops in 2016, finishing among the top-four tacklers on the team.

Freeman coached linebackers at Kent State from 2011-12. Under Freeman's direction, inside linebacker Luke Batton earned second team All-Mid-American Conference honors in 2012 after finishing with 143 total tackles, including 80 solo stops. Outside linebacker C.J. Malauulu was a third team all-conference selection in 2012, recording 72 total tackles. The pair swapped places on the all-conference team in 2011, with Malauulu garnering second team recognition and Batton third team.

Freeman started his coaching career as a graduate assistant coach at his alma mater, Ohio State, in 2010. The Buckeyes went 12-1 with a victory in the Sugar Bowl.

A four-year letterwinner for the Buckeyes from 2004 to 2008, Freeman played for UC Head Coach Luke Fickell and earned second team All-Big Ten honors in 2008 while helping lead Ohio State to four conference titles, three BCS bowls and two trips to the national title game during his career.

He played in the 2009 Senior Bowl and was a fifth-round draft pick of the Chicago Bears, spending time with the Bears, Buffalo Bills and Houston Texans before a medical condition ended his playing career.

A 2007 Ohio State graduate, he earned Academic All-Big Ten and academic all-district honors. In 2011, he earned a master's degree in sports management from Ohio State.

He graduated from Wayne High School in Huber Heights, Ohio, and was a Parade All-American.

Freeman and his wife Joanna have six children, Bria, Vinny, Siena, Gino, Nico and Capri.

PERSONAL INFORMATION

**Born:** January 10, 1986**Hometown:** Wayne, Ohio**Wife:** Joanna**Children:** Bria, Vinny, Siena, Gino, Nico, Capri**Education:** Ohio State (2007, B.S.; 2011, M.S.)**Year in Coaching:** eighth

PLAYING CAREER

YEAR	TEAM
2004-08	Ohio State (Linebacker)
2009	Chicago Bears (Linebacker)
	Buffalo Bills (Linebacker)
	Houston Texans (Linebacker)

COACHING CAREER

YEAR	SCHOOL	POSITION
2010	Ohio State	Graduate Assistant
2011-12	Kent State	Linebackers
2013-15	Purdue	Linebackers
2016	Purdue	Co-Defensive Coordinator/LB
2017-	Cincinnati	Defensive Coordinator/LB

BOWLS COACHED IN

YEAR	SCHOOL	BOWL
2010	Ohio State	Sugar
2012	Kent State	GoDaddy.com

BOWLS PLAYED IN

YEAR	SCHOOL	BOWL
2005	Ohio State	Fiesta
2006	Ohio State	BCS National Championship
2007	Ohio State	BCS National Championship
2008	Ohio State	Fiesta



DOUG PHILLIPS

SPECIAL TEAMS COORDINATOR / TIGHT ENDS

FIRST SEASON AT CINCINNATI
21ST SEASON OVERALL
TOLEDO '91

@FBCoachDP

Football@uc.edu

PERSONAL INFORMATION



Born: February 29, 1968

Hometown: New Middletown, Ohio

Education: Toledo (1991, B.S.); Youngstown State (1995, M.S.)

Year in Coaching: 21st

COACHING CAREER

YEAR	SCHOOL	POSITION
1991-92	Youngstown State	Graduate Assistant
1997-2000	Springfield Local HS	Head Coach
2001-05	Salem HS	Head Coach
2007-08	Bowling Green	DE/Recruiting Coord.
2016	Iowa State	Director of Player Personnel
2017-	Cincinnati	Special Teams Coordinator

BOWLS COACHED IN

YEAR	SCHOOL	BOWL
2008	Bowling Green	Humanitarian

Doug Phillips joined the University of Cincinnati football staff in January 2017 as the special teams coordinator.

Phillips returns to an on-field role after spending the 2016 season at Iowa State as the director of player personnel. The Youngstown, Ohio native and former high school head coach has nearly 25 years of football coaching experience, including six seasons at the NCAA FBS and FCS level and has coached in three national championship games.

He was a high school administrator from 2008-15, serving as a principal and superintendent, most recently as the superintendent at West Branch Local Schools in Beloit, Ohio. Phillips was also an assistant principal and principal for the Dickson County school district in Dickson, Tenn., and principal at Dalton Local Schools (outside of Canton, Ohio) from 2009-12.

He coached the defensive ends and served as Bowling Green's recruiting coordinator from 2007-08, helping the Falcons share the 2007 MAC East title and earn a bowl bid.

Phillips helped coach Diyral Briggs, from Mount Healthy HS, to his second consecutive first-team All-Mid-American Conference honor in 2008. Briggs finished the year with 9.5 sacks, most in the conference. Briggs also set career-highs in tackles for loss with 13.5. In two years under Phillips Briggs recorded 14.5 sacks, second-highest in the league during that span.

Phillips joined the Falcons staff after spending the 2006 season as the defensive quality control coach at Ohio State working with UC Head Coach Luke Fickell. He was part of a staff which won the Big Ten championship and played in the BCS title game. The Buckeyes were fifth in the country in scoring defense that season. On the field, he assisted with the Buckeye linebackers which included All-American and Bronko Nagurski Trophy winner James Laurinaitis.

He worked and coached for 15 years at the high school level, including nine as a head coach. A native of New Middletown, Ohio, Phillips served as head football coach at Springfield Local HS (1997-2000) and Salem HS in Salem, Ohio (2001-05), turning around both programs.

Phillips led his high school alma mater, Springfield Local, to back-to-back state playoff appearances. His 1999 team won the first of consecutive league championships

and made the first of two playoff appearances, while his 2000 squad went undefeated in the regular season and returned to the postseason, where it to the state quarterfinals. After four years at Springfield Local (1997-2000) Phillips moved onto Salem High School, where he spent five seasons (2001-05) and guided his teams to better records every season, culminating with a league runner-up finish in 2005. In addition, he guided the school to consecutive winning records in 2004 and 2005, a feat that was accomplished for the first time in 30 years at the school.

Phillips received his start in college football from 1991-92 at Youngstown State with Jim Tressel. He coached tight ends, defensive backs and running backs/kickers during his stay. Under Tressel, Phillips has coached in three national championship games including 2006 at OSU and in 1992 and 1991 at YSU. The Penguins won the NCAA FCS title in 1991.

While an undergraduate student at Toledo, Phillips got his coaching career started at Toledo St. Francis DeSales and Sylvania Northview. After earning a bachelor's degree in education from UT in 1991, he received a master's degree in educational administration from Youngstown State in 1995.

COACHING STAFF

RON CROOK

ASSISTANT COACH / OFFENSIVE LINE

FIRST SEASON AT CINCINNATI

28TH SEASON OVERALL

WEST LIBERTY STATE '91



Offensive line coach Ron Crook joined the University of Cincinnati staff in January 2017.

The 27-year veteran of the coaching ranks starts his second stint with the Bearcats after serving as a graduate assistant working with the offensive line in 1993. He has mentored offensive linemen from coast-to-coast, with stops at West Virginia, Stanford, Harvard, Illinois, West Liberty State, Glenville State, Clarion and West Virginia Tech.

Crook has coached 35 all-conference players, nine All-Americans, nine NFL players, spent five years as a special teams coordinator and three coaching tight ends, has been part of nine championship-winning teams and worked with a pair of teams that made the NCAA Division II playoffs.

He came to UC after spending four seasons coaching the offensive line at WVU. During his time with the Mountaineers, Crook coached six All-Big 12 players and three NFL players.

West Virginia [10-3] finished the 2016 season with its ninth 10-win season in school history and had a 7-2 mark in Big 12 Conference action, tying for second place.

Senior center Tyler Orlosky was named to the Senior CLASS All-America First Team, the first such award winner in WVU history. Orlosky, who also was named to the Associated Press, Football Writers' Association, USA Today, CBSSports.com, SBNation, Athlon Sports and SI.com All-American teams, played in 50 career games and started 42 for the Mountaineers, all at center. He is a two-time team captain, one of three finalists for the 2016 Rimington Trophy and was a unanimous first-team All-Big 12 selection. He was a three-time Academic All-Big 12 selection.

The Mountaineers' offense was ranked No. 12 nationally in first down offense, No. 18 in total offense, No. 25 in rushing offense, No. 36 in passing yards per completion and No. 43 in passing offense.

In 2015, WVU's offense was No. 17 nationally in rushing offense, No. 18 in first down offense and No. 23 in total offense while averaging 228.2 yards per game rushing, No. 2 in the Big 12. Orlosky earned Second-Team All-Big 12 honors.

In 2014, WVU offense was ranked No. 9 nationally in passing offense, No. 11 in first down offense, No. 12 in total offense and No. 34 in scoring offense. Mark Glowinski and Quinton Spain were named Second-Team All-Big 12 and Glowinski was a fourth round NFL Draft choice of Seattle Seahawks.

In 2013, Spain was selected Second-Team All-Big 12 and tackle Curtis Feigt was All-Big 12 Honorable Mention.

While at Stanford, he helped lead the Cardinal to a two-year record of 23-4, the 2012 Pac-12 Conference Championship and an appearance in two straight BCS Bowls, including a 20-14 win over Wisconsin in the Rose Bowl on Jan. 1, 2013.

Crook was key in the development of unanimous All-American tight end and two-time Mackey Award Finalist Zach Ertz, who ranked first in 2012 among FBS tight ends with 837 receiving yards and 66 receptions (both marks are Stanford

single-season tight end records).

Ertz and Levine Toilolo were named to the Mackey Award Midseason Watch List, the only pair of teammates in the nation to receive that distinction. Either Ertz or Toilolo led Stanford in receiving in 10-of-13 games in 2012.

In 2011, Stanford's tight end trio of Coby Fleener, Ertz and Toilolo were widely considered the best unit in the nation, as the three players combined to catch 86 passes for 1,356 yards and 20 touchdowns. The trio accounted for more than half of Stanford's touchdown receptions (38) during an 11-2 campaign. Fleener, who led the Cardinal with 10 touchdown grabs, was named a Sporting News All-American in addition to earning first team all-conference honors, while Toilolo was an honorable mention all-conference selection. Fleener was drafted in the second round by the Indianapolis Colts in 2012, finishing with 26 catches for 281 yards and two touchdowns.

Prior to his arrival at Stanford, Crook spent eight seasons (2003-10) as offensive line coach at Harvard. The Crimson's offensive line helped pave the way for Clifton Dawson (2003-06) to set the Ivy League's all-time career rushing record with 4,841 yards, breaking the former mark held by Cornell's Ed Marinaro. Eight of Crook's players earned first team All-Ivy honors a combined 11 times, including tackle James Williams, who was a three-time All-America and first team All-Ivy selection.

In 2009, four of Harvard's linemen earned all-league honors while Treavor Scales was named the Ivy League's Rookie of the Year. In addition, Crook tutored Frank Fernandez, who was selected to play in the 2007 Hula Bowl.

Prior to his appointment at Harvard, Crook served on the coaching staff at Illinois from 2002, where he assisted with the offensive line. He worked closely with All-Big Ten players Dave Diehl and 2001 All-America Tony Pashos, who were both selected in the 2003 NFL Draft.

As a graduate assistant coach at Cincinnati in 1993, Crook helped the Bearcats to an 8-3 finish.

Crook also served as the offensive line coach and offensive coordinator at West Liberty State, helping the Hilltoppers to the 2000 WVIAC title. A decade earlier, Crook broke into the collegiate coaching ranks at West Liberty, where he served as a student assistant, working primarily with the tight ends. He also served as the offensive line coach for three seasons (1990-92).

Crook was part of coaching staffs at West Virginia Tech (1999), Glenville State (1997-98) and Clarion College (1994-96). He was part of NCAA Division II playoff teams at Glenville State and Clarion.

After his playing days ended at West Liberty State, he served as the Hilltoppers' offensive line coach for three seasons. He earned his bachelor's degree in physical education from WLU in 1991.

Crook and his wife, Stacy have three children - Andrew, Cian and Kenley.

PERSONAL INFORMATION

**Born:** July 1, 1968**Hometown:** Parkersburg, W.Va.**Wife:** Stacy**Children:** Andrew, Cian, Kenley**Education:** West Liberty State (1991, B.S.)**Year in Coaching:** 28th

PLAYING CAREER

1986-88 West Liberty (Offensive Line)

COACHING CAREER

YEAR	SCHOOL	POSITION
1989	West Liberty State	Student Assistant/Tight Ends
1990-92	West Liberty State	Offensive Line
1993	Cincinnati	Graduate Assistant/OL
1994-95	Clarion	Offensive Line
1996	Clarion	Offensive Line/STC
1997-98	Glenville State	Assistant HC/OL/STC
1999	West Virginia Tech	Offensive Line/STC
2000	West Liberty State	Offensive Line
2001	West Liberty State	Offensive Coordinator/OL
2002	Illinois	Graduate Assistant/OL
2003-10	Harvard	Offensive Line
2011-12	Stanford	Tight Ends/Tackles
2013-16	West Virginia	Offensive Line
2017-	Cincinnati	Offensive Line

BOWLS COACHED IN

YEAR	SCHOOL	BOWL
2011	Stanford	Fiesta
2012	Stanford	Rose
2014	West Virginia	Liberty
2015	West Virginia	Cactus
2016	West Virginia	Russell Athletic



GINO GUIDUGLI

ASSISTANT COACH / RUNNING BACKS

FIRST SEASON AT CINCINNATI
SEVENTH SEASON OVERALL
CINCINNATI '03

@GinoGuidugli

Football@uc.edu

PERSONAL INFORMATION



Born: March 13, 1983
Hometown: Fort Thomas, Kentucky
Wife: Michelle
Children: Ryland, Ezra
Education: Cincinnati (2005, B.S.); Central Michigan (2012, M.S.)
Year in Coaching: Seventh

PLAYING CAREER

2001-04	Cincinnati (Quarterback)
2005	Tennessee Titans (Quarterback)
2007	British Columbia Lions (CFL) Green Bay Blizzard (AFL2) (Quarterback)
2008	British Columbia Lions (CFL) New York Dragons (AFL) (Quarterback)
2009	Green Bay Blizzard (AFL2) (Quarterback)
2012	Milwaukee Mustangs (AFL) (Quarterback)

COACHING CAREER

YEAR	SCHOOL	POSITION
2010-12	Central Michigan	Graduate Assistant
2013-16	Central Michigan	RB/Recruiting Coordinator
2017	Central Michigan	Offensive Coordinator/QB
2017-	Cincinnati	Running Backs

BOWLS COACHED IN

YEAR	SCHOOL	BOWL
2014	Central Michigan	Bahamas
2015	Central Michigan	Quick Lane
2016	Central Michigan	Miami Beach

BOWLS PLAYED IN

YEAR	SCHOOL	BOWL
2001	Cincinnati	Motor City
2002	Cincinnati	New Orleans
2004	Cincinnati	Fort Worth

Pronounced guh-DOO-lee

Former University of Cincinnati standout quarterback Gino Guidugli joined the Bearcats football staff in February 2017 as the running backs coach.

Guidugli, a member of UC's James P. Kelly Sr. Athletics Hall of Fame and a charter member of Nippert Stadium's Ring of Honor, returned to his alma mater after spending six seasons at Central Michigan.

He was named CMU's offensive coordinator and quarterbacks coach following the 2016 campaign after previously serving as the running backs coach and recruiting coordinator. He originally joined the Chippewas staff in 2009 as a graduate assistant.

The Chippewas averaged nearly six yards a play and almost 400 yards per game in 2016 on the way to a berth in the Miami Beach Bowl. Guidugli mentored a pair of NFL running backs during his time in Mt. Pleasant, Thomas Rawls and Zurlon Tipton.

CMU's 2015 offense ranked fifth in the Mid-American Conference, averaging over 400 yards per game. It was a year of transition for the running backs with the emergence of the likes of Martez Walker, Jahray Hayes and Romello Ross.

In 2014, Guidugli mentored Thomas Rawls, who rushed for 1,103 yards and scored 10 touchdowns and earned Second Team All-MAC honors before going on to play in the National Football League. In his first season (2013), Guidugli led a deep stable of running backs that averaged 132.8 yards per game and scored 16 TDs on the ground.

He started his coaching career as a graduate assistant at CMU from 2009-11, assisting with the wide receivers and defensive scout team.

Prior to joining the coaching ranks, Guidugli played professionally in the Arena and Canadian Football Leagues. He had two stints with the Green Bay Blizzard of AFL2 in 2007 and 2009. He played for the AFL's New York Dragons in 2008, the CFL's British Columbia Lions in 2007 and 2008 before closing out his pro career with the AFL's Milwaukee Mustangs, passing for 4,872 yards and 86 touchdowns in 2012.

Guidugli led Cincinnati to three bowl berths during his four-year career as a starter, earning the Claude Rost

Team MVP award in 2001 and 2004, the MVP of the 2004 Fort Worth Bowl, a three-time Conference USA Scholar Athlete and a Freshman All-America selection.

He still holds UC's career records for passing yards (11,453), attempts (1,556), completions (880) and TD passes (78), along with the single-season marks for passing yards (3,543), attempts (472) and completions (258). He is the only signal caller in school history to throw for 3,500 or more yards in a season and had 14 career 300-yard passing games.

He was tabbed for the Nippert Stadium Ring of Honor in 2005 and inducted into the James P. Kelly Sr. UC Athletics Hall of Fame in October 2013.

Guidugli earned his bachelor's degree in business marketing from Cincinnati in 2005 and his master's degree in sport administration from Central Michigan in 2012.

The Fort Thomas, Kentucky, native was a standout basketball and football player at powerhouse Highlands HS and was part of three state championship football teams. He still ranks in the KHSAA record books as one of the top QBs in the state's history.

He and his wife, Michelle, have two sons, Ryland and Ezra. His brother Ben played at Cincinnati from 2007-10 and was a key part of two conference championship teams and later played in the NFL for the St. Louis Rams.

COACHING STAFF

WILLIE MARTINEZ

ASSISTANT COACH / CORNERBACKS

FIRST SEASON AT CINCINNATI
32ND SEASON OVERALL
MIAMI (FLA.) '85

@CoachWMartinez



Football@uc.edu



Willie Martinez, a veteran of 30-plus years in the defensive coaching ranks, joined the University of Cincinnati staff in 2017 as the cornerbacks coach.

Martinez, who spent 14 years coaching in the Southeastern Conference, joins the Bearcats after a four-year stint at Tennessee, most recently serving as the Volunteers assistant head coach and secondary coach.

He has coached or played in 19 bowl games, been a part of five conference title winning squads and won a national championship while a defensive back at Miami (Fla.) in 1983.

Over the last 14 seasons, Martinez has mentored 13 all-conference selections, six All-Americans, 16 student-athletes chosen in the NFL Draft and had 14 players he coached on NFL rosters during the 2016 season.

During his time at Tennessee, he coached standout defensive back Cameron Sutton, a shutdown corner for the Vols from 2013-16. Sutton set UT's career mark for passes defended (37), was a 2015 Sporting News First-Team All-America selection at punt returner, a member of the SEC All-Freshman squad in 2013 and played in the 2017 Reese's Senior Bowl. Another of Martinez's charges, safety Evan Berry, was 2015 Consensus All-America selection at kick returner.

Martinez's defensive backs averaged over 13 interceptions per season while at Tennessee and his 2014 squad had 16 picks to rank 15th nationally and third in the SEC. Nigel Warrior (2016) and Todd Kelly Jr. (2014) both earned spots on the SEC All-Freshman Team under Martinez's tutelage.

In his first season at UT, helped the defense to force five W. Kentucky turnovers in a span of six plays over five consecutive series, including an NCAA-record four turnovers on consecutive defensive plays, highlighted by back-to-back pick-6s by Justin Coleman and Sutton.

He coached at Auburn in 2012, serving as secondary coach after spending the 2010-11 seasons as the defensive backs coach at Oklahoma, helping Sooners to a 23-5 record and the Big 12 Championship in 2010.

The Sooners, led by Consensus All-America safety Quinton Carter, led the Big 12 in scoring defense (22.1) and finished eighth in the NCAA in pass efficiency defense in 2010. DB Tony Jefferson was the conference's 2010

Co-Defensive Freshman of the Year and an honorable mention all-league selection.

Prior to Oklahoma, Martinez worked as Georgia's secondary coach from 2001-09 while earning a promotion to defensive coordinator in 2005. He helped the Bulldogs to 90 wins, two SEC titles, three division crowns, seven bowl victories and six top 10 finishes, including No. 2 in 2007 and No. 3 in 2002.

As Georgia's defensive coordinator from 2005-09, he guided the defense to several national top statistical rankings including eighth in scoring defense in 2005, fifth in passing defense, eighth in total defense in 2006 and eighth in sacks in 2007.

Martinez joined the Bulldogs after spending 1998-2000 at Central Michigan. He served as assistant head coach and secondary coach at Central Michigan in 2000 as the Chippewas led the NCAA in passing defense (149.7 yards per game) and was the secondary coach from 1998-99.

He was the secondary coach at Eastern Michigan in 1997, defensive coordinator and secondary coach at UCF in 1995-96, secondary coach Central Michigan in 1994 when the Chippewas won the Mid-American Conference Championship, and defensive coordinator and secondary coach at Grand Valley State in 1992-93.

Martinez coached in the Florida high school ranks in 1991 at Olympic Heights H.S. and in 1990 at Boca Raton H.S. In 1988 served as the quarterbacks and receivers coach at Bethune-Cookman, helping the Wildcats to a Mid-Eastern Athletic Conference Championship. He began his coaching career as a graduate assistant at his alma mater, Miami (Fla.) from 1985-86.

A native of Hollywood Hills, Fla., Martinez played defensive back for four seasons at Miami, where he won the 1983 National Championship and earned a bachelor's degree in 1985. He was an all-state selection and area defensive player of the year as a standout quarterback and defensive back at Hollywood Hills HS from 1977-81.

Martinez and his wife Kim have three children, Christina, Ashley and William.

PERSONAL INFORMATION

**Born:** February 21, 1963**Hometown:** Hollywood Hills, Florida**Wife:** Kim**Children:** Christina, Ashley, William**Education:** Miami (Fla.) [1985, B.S.]**Year in Coaching:** 32nd

PLAYING CAREER

YEAR	TEAM
1981-84	Miami (Fla.) [Defensive Back]

COACHING CAREER

YEAR	SCHOOL	POSITION
1985-86	Miami (Fla.)	Graduate Assistant
1988	Bethune Cookman	Quarterbacks/WR
1989-90	Boca Raton HS	Secondary
1991	Olympic Hts. (Fla.) HS	Defensive Coord./Secondary
1992-93	Grand Valley State	Defensive Coord./Secondary
1994	Central Michigan	Secondary
1995-96	UCF	Defensive Coord./Secondary
1997	Eastern Michigan	Secondary
1998-99	Central Michigan	Secondary
2000	Central Michigan	Asst. Head Coach/Secondary
2001-04	Georgia	Secondary
2005-09	Georgia	Defensive Coord./Secondary
2010-11	Oklahoma	Secondary
2012	Auburn	Secondary
2013	Tennessee	Safeties
2014-16	Tennessee	Asst. Head Coach/Secondary
2017-	Cincinnati	Cornerbacks

BOWLS COACHED IN

YEAR	SCHOOL	BOWL
1985	Miami (Fla.)	Sugar
1986	Miami (Fla.)	Fiesta
1994	Central Michigan	Las Vegas
2001	Georgia	Music City
2002	Georgia	Sugar
2003	Georgia	Capital One
2004	Georgia	Outback
2005	Georgia	Sugar
2006	Georgia	Chick-fil-A
2007	Georgia	Sugar
2008	Georgia	Capital One
2009	Georgia	Independence
2010	Oklahoma	Fiesta
2011	Oklahoma	Insight
2014	Tennessee	TaxSlayer
2015	Tennessee	Outback
2016	Tennessee	Music City

BOWLS PLAYED IN

YEAR	SCHOOL	BOWL
1983	Miami (Fla.)	Orange
1984	Miami (Fla.)	Fiesta



GOBEARCATSFOOTBALL



GOBEARCATSFB

#BEARCATS



GOBEARCATSFB

COACHING STAFF



JOKER PHILLIPS

ASSISTANT COACH / WIDE RECEIVERS

FIRST SEASON AT CINCINNATI
29TH SEASON OVERALL
KENTUCKY '86

@JokerPhillips

Football@uc.edu

PERSONAL INFORMATION



Born: May 12, 1963
Hometown: Franklin, Kentucky
Education: Kentucky (1986, B.S.)
Year in Coaching: 29th

PLAYING CAREER

YEAR	TEAM
1985	Washington Redskins (Wide Receiver)
1986	Toronto Argonauts (Wide Receiver)
1987	Washington Redskins (Wide Receiver)

COACHING CAREER

YEAR	SCHOOL	POSITION
1988-89	Kentucky	Graduate Assistant
1990	Kentucky	Assistant Recruiting Coord.
1991-96	Kentucky	Wide Receivers
1997	Cincinnati	Wide Receivers
1998	Cincinnati	Defensive Backs
1999-2000	Minnesota	Wide Receivers
2001	Notre Dame	Wide Receivers
2002	South Carolina	Wide Receivers
2003-04	Kentucky	WR/Recruiting Coord.
2005-08	Kentucky	Offensive Coordinator/WR
2009	Kentucky	Head Coach of the Off./WR
2010-12	Kentucky	Head Coach
2013	Florida	WR/Recruiting Coord.
2015	Cleveland Browns	Wide Receivers
2016	Ohio State	Offensive Quality Control
2017-	Cincinnati	Wide Receivers

BOWLS COACHED IN

YEAR	SCHOOL	BOWL
1993	Kentucky	Peach
1997	Cincinnati	Humanitarian
1999	Minnesota	Sun
2000	Minnesota	MicronPC.com
2006	Kentucky	Music City
2007	Kentucky	Music City
2008	Kentucky	Liberty
2009	Kentucky	Music City
2010	Kentucky	BBVA Compass
2016	Ohio State	Fiesta [CFP Semifinal]

BOWLS PLAYED IN

YEAR	SCHOOL	BOWL
1983	Kentucky	Hall of Fame
1984	Kentucky	Hall of Fame

Joe "Joker" Phillips, a nearly 30-year veteran of the collegiate and NFL ranks, joined the University of Cincinnati football staff in 2017 as wide receivers coach.

Phillips has extensive experience coaching receivers, with stops at Kentucky, Cincinnati, Minnesota, Notre Dame, South Carolina, Florida and in the NFL.

He spent the 2016 season as an offensive quality control coach at Ohio State. This is Phillips' second stint on UC's campus after spending the 1997 season coaching the Bearcats wide receivers and 1998 mentoring the defensive backs.

Phillips spent the 2015 season as the wide receivers coach for the Cleveland Browns and has developed 11 wide receivers into NFL draft picks, including Troy Williamson (first round), Randall Cobb (second round), Steve Johnson (seventh round) and David Givens (seventh round).

He served as the wide receivers coach and recruiting coordinator at Florida in 2013 following three seasons (2010-12) as the head coach at Kentucky. He was 13-24 leading his alma mater and was Kentucky's first African-American head football coach and only the second in the history of the Southeastern Conference when he was hired in 2010. He became the first coach in Kentucky history to lead the team to a bowl game in his first season (BBVA Compass Bowl), and he won more games than any first-year UK coach since Blanton Collier in 1954.

A Kentucky grad, Phillips spent 19 years coaching at the school between two stints (1989-98 and 2003-12). He began his coaching career as a graduate assistant at UK in 1988 and spent 13 seasons coaching the school's wide receivers, including adding offensive coordinator and head coach of the offense responsibilities. As offensive coordinator in 2007, he guided Kentucky's offense to a school record 475 points. That season he also helped the Wildcats defeat No. 1 LSU, 43-37.

Phillips has also had stints at Cincinnati (1997-98), Minnesota (1999-2000), Notre Dame (2001) and South Carolina (2002).

In 1997, Phillips coached standout wide receiver Chad Plummer, who helped lead Cincinnati to its first bowl win since 1951 in the 1997 Humanitarian Bowl. Plummer was later selected by the Denver Broncos in the sixth round of the 1999 NFL Draft.

At Minnesota, he guided All-Big Ten wide receiver Ron Johnson, who went on to play for the NFL's Baltimore Ravens. In his year at Notre Dame, Phillips placed two wideouts in the NFL, Javin Hunter and David Givens.

Phillips returned to UK from South Carolina, where he coached the wide receivers under head coach Lou Holtz in 2002. Gamecocks newcomer Troy Williamson earned SEC All-Freshman honors that year and went on to become the No. 7 pick in the first round of the 2005 NFL Draft.

In addition to his coaching, Phillips also is known as a highly effective recruiter. He has been identified as one of the nation's top recruiters by SI.com and Rivals.com.

As a wide receiver at Kentucky, Phillips finished his career fifth on the school receiving list with 75 receptions for 935 yards and nine touchdowns. He played two seasons in the NFL with Washington (1985 and 1987) and spent one year (1986) with the Toronto Argonauts of the Canadian Football League. He earned his bachelor's degree in advertising from UK in 1986.

Phillips participated in football, basketball and track at Franklin-Simpson High School. He was an all-state selection in football, playing quarterback and cornerback, and was an all-region selection in basketball.

Born Joe Phillips Jr., the native of Franklin, Kentucky, was nicknamed Joker as a baby by his grandfather to help distinguish Joker from his father, Joe Sr.

JON TENUTA

ASSISTANT COACH / SAFETIES

FIRST SEASON AT CINCINNATI
36TH SEASON OVERALL
VIRGINIA '82

 @GoBearsFB

 Football@uc.edu



Veteran coach Jon Tenuta joined the University of Cincinnati staff in January 2017 and coaches the safeties.

With 35 seasons of collegiate coaching, Tenuta has a wealth of FBS coaching experience, including being the defensive coordinator at various BCS stops: Kansas State, Ohio State, North Carolina, Georgia Tech, Notre Dame and Virginia. Tenuta also served Marshall and SMU as defensive coordinator as well during the 1980s and has been a defensive coordinator in 19 of his 35 seasons as a collegiate coach.

He wrapped up his third season as the associate head coach for the defense and the defensive coordinator at Virginia in 2015.

His 2015 defense was led by first-team All-ACC honorees Quin Blanding and Micah Kiser. It's the first time UVA has had two sophomores earn first-team All-ACC honors since Terry Kirby and Chris Slade in 1990. The duo finished the regular season No. 1 and No. 2 in the ACC in tackles, the only set of teammates across the 10 FBS conferences to accomplish the feat. Through the regular season Kiser led the ACC with 117 tackles, while Blanding finished No. 2 for the second year in a row with 115 tackles. Defensive tackle David Dean earned All-ACC honorable mention in 2015 after concluding his career No. 4 all-time among UVA's defensive tackles with 25.5 tackles for loss.

In 2014 Tenuta's defense featured seven starters that earned All-ACC honors. Highlighting the defensive was one of the ACC's best safeties units. Blanding, a Freshman All-American, was No. 2 in the ACC with 123 tackles and Anthony Harris was No. 6 with 108 stops. No other safety duo in the league combined for more tackles. Blanding led the nation's freshmen in tackles and was named the ACC Defensive Rookie of the Year for his exploits. Blanding and Harris earned All-ACC honors along with Maurice Canady, Henry Coley, David Dean, Eli Harold and Max Valles.

During Tenuta's first season on Grounds he oversaw a defense that featured Harris, a first-team All-American, who led the nation with eight interceptions. The All-ACC first-team honoree was third on the team with 80 tackles in 2013. Under Tenuta's tutelage defensive lineman Brent Urban led the nation in pass breaks for a defensive lineman, despite missing four games with an injury.

Prior to UVA Tenuta came from NC State, where his defense included David Amerson, who led the nation in 2011 with 13 INTs.

Tenuta has coached in 17 bowl games during his career and served as the interim head coach for Georgia Tech at the 2007 Humanitarian Bowl. After he arrived at Notre Dame, he helped the Irish defense improve in all defensive categories and coached 2012 Heisman Trophy runner-up Manti Te'o to a freshman All-American season.

While at Georgia Tech, 18 Yellow Jacket defenders earned first- or second-team All-Atlantic Coast Conference recognition and 18 players from his first four units were either drafted or signed to NFL free-agent contracts. In the six years Tenuta was in Atlanta, his defenses were ranked nationally in total, scoring and rushing defense, including 20th or better against the run the last five years.

In 2001, Tenuta guided the ACC's top-rated defense at North Carolina during his only season in Chapel Hill.

Tenuta spent five seasons at Ohio State and he helped develop several All-Americans and first-round NFL draft picks. Ohio State's pass defense was consistently ranked among the nation's best during that span. He was on the defensive staff during UC Head Coach Luke Fickell's senior year, mentoring the defensive backs.

In 1989, he was an assistant coach at SMU, where he helped Forrest Gregg rebuild the program. Tenuta also has had stops at Maryland [graduate assistant], Vanderbilt [DBs] and Oklahoma [DBs].

Tenuta has coached more than 30 players who went on to play professional football.

A three-year letterwinner as a defensive back at Virginia (1978, '79, '80), he won the team's John Acree Memorial Football Trophy and Kevin Bowie Award. Tenuta graduated with a degree in physical education and health in 1982.

He met his wife, Dori, while at UVA. They have three sons: Zach, Matt and Luke. Son Matt is a left-handed pitcher in the Kansas City Royals' organization and spent the 2016 season with the Wilmington Blue Rocks of the Class-A Advanced Carolina League.

PERSONAL INFORMATION



Born: Feb. 25, 1957
Hometown: Columbus, Ohio
Wife: Dori
Children: Zach, Matt, Luke
Education: Virginia (1982, B.S.)
Year in Coaching: 36th

PLAYING CAREER

YEAR	TEAM
1978-80	Virginia (Defensive Back)

COACHING CAREER

YEAR	SCHOOL	POSITION
1981-82	Virginia	Graduate Assistant
1983	Maryland	Graduate Assistant
1984-85	Vanderbilt	Defensive Backs
1986	Marshall	Defensive Backs
1987	Marshall	Defensive Coordinator/DB
1988	Kansas State	Defensive Coordinator/DL
1989	SMU	Defensive Backs
1990	SMU	Defensive Coordinator/LB
1991-94	SMU	Defensive Coordinator
1995	Oklahoma	Defensive Backs
1996-99	Ohio State	Defensive Backs
2000	Ohio State	Defensive Coordinator/DB
2001	North Carolina	Defensive Coordinator/DB
2002-07	Georgia Tech	Defensive Coordinator/DB
2008	Notre Dame	Assistant Head Coach/LB
2009	Notre Dame	Assistant HC/DC/LB
2010-11	NC State	Linebackers
2012	NC State	Assistant HC for Defense/LB
2013-14	Virginia	Assoc. HC for Defense/DC/LB
2015	Virginia	Assoc. HC for Defense/DC/S
2017-	Cincinnati	Safeties

BOWLS COACHED IN

YEAR	SCHOOL	BOWL
1983	Maryland	Citrus
1987	Marshall	I-AA National Championship
1997	Ohio State	Rose
1998	Ohio State	Sugar
1999	Ohio State	Sugar
2001	Ohio State	Outback
2001	North Carolina	Peach
2002	Georgia Tech	Silicon Valley Classic
2003	Georgia Tech	Humanitarian
2004	Georgia Tech	Champs Sports
2005	Georgia Tech	Emerald
2006	Georgia Tech	Gator
2007	Georgia Tech	Humanitarian
2008	Notre Dame	Hawai'i
2010	NC State	Champs Sports
2011	NC State	Belk
2012	NC State	Music City

COACHING STAFF



AL WASHINGTON

ASSISTANT COACH / DEFENSIVE LINE

FIRST SEASON AT CINCINNATI
11TH SEASON OVERALL
BOSTON COLLEGE '06

@CoachWash56

Football@uc.edu

PERSONAL INFORMATION

**Born:** April 22, 1984**Hometown:** Columbus, Ohio**Wife:** Melissa**Education:** Boston College (2006, B.A.)**Year in Coaching:** 11th

Al Washington came to the University of Cincinnati in January 2017 as the defensive line coach.

The 10-year coaching vet spent the past five seasons at his alma mater, Boston College, where he coached defensive line, running backs and special teams. Washington was the special teams coordinator and defensive line coach in 2016 after mentoring the running backs from 2013-15 and serving as the assistant defensive line and special teams coach in 2012.

Boston College ranked as one of the nation's top defenses, finishing the regular season ranked ninth in the nation and second in the ACC in total defense allowing just 314.2 yards per game. BC allowed just 108.5 rushing yards per game in the regular season, seventh-best nationally and first in the conference. BC is also among the top-20 defenses nationally in sacks (second, 3.62 per game) and tackles-for-loss (sixth, 8.2 per game).

Washington coached defensive end Harold Landry, an All-American who led the nation with 16.5 sacks in 2016. He also led the country with seven forced fumbles as well en route to Walter Camp and Associated Press All-America honors.

Landry finished 2016 with one of the best seasons of any defensive player in the FBS. An AP All-ACC first-team selection, Landry was also selected as the Division I Gold Helmet of the Year Award recipient, given annually to the top player in New England by the New England Football Writers' Association and the recipient of the 78th annual George "Bulger" Lowe Award, "New England's Heisman Trophy" and one of America's oldest college football accolades. Landry, who collected All-ACC second-team honors by the media and coaches, was one of six finalists for the Ted Hendricks Award, given annually to the nation's top defensive end.

The Eagles' special teams unit ranked 12th in the nation and third in the ACC in punt returns (12.35 ypr), third in the ACC in kickoff return defense (18.44 ypr) and sixth in the league in kickoff returns (22.77 ypr). Return man Tyler Rouse, in his first year returning punts, finished seventh in the FBS rankings and third in the ACC, averaging 13.04 yards per run back.

Washington helped develop 2013 Heisman Trophy finalist and the Atlantic Coast Conference's first Doak Walker Award recipient in running back Andre Williams, who became the 16th player in Football Bowl Subdivision history to rush for 2,000 yards in the regular season and who established four of the top five single-game rushing records in school history in 2013.

He coached a running backs corps that contributed to an Eagle rushing attack that averaged 212.5 yards per game in 2013, a mark good for second in the ACC and

20th among all teams in college football; the average was a 121.5-yard spike from the previous season's average, marking the largest one-year improvement in ACC history.

The running backs to improve the rushing average to 254.7 yards per game, second in the conference and 14th in the nation; the yardage total of 3,311 broke BC's single-season record total.

Washington mentored freshman running back Jon Hilliman, who led the Eagles with 13 rushing touchdowns, set the BC freshman record with 210 carries, finished second on the team with 860 yards and earned All-ACC Third-Team honors and ECAC Co-Rookie of the Year accolades.

He was instrumental to a program that achieved back-to-back seven-win seasons in 2013 and 2014 and advanced to the 2013 AdvoCare v100 Independence Bowl and the 2014 New Era Pinstripe Bowl on the heels of a 2-10 campaign in 2012; the five-win improvement from 2012 to 2013 tied for fourth-best in the FBS.

Washington returned to Boston College after serving as linebackers coach at Elon University for one season (2011) under the direction of head coach Jason Swepson. Swepson is a 1992 BC graduate who served as running backs coach at his alma mater for eight seasons (1999-2006).

At Elon he worked with a talented group of linebackers that included 2011 All-American and All-SoCon selection Joshua Jones as well as SoCon All-Freshman Team member Jonathan Spain. Linebacker Jonathan Spain also collected freshman All-America accolades.

Prior to his time at Elon, Washington spent the previous two seasons as the defensive line coach at Slippery Rock University which won 12 games in that span, including a pair of wins against top-25 foes. Coached all-PSAC conference defensive ends Pat Marsilio and Jeff Thomason.

Before heading to Elon, he served as NC State's defensive graduate assistant in 2008.

He broke into coaching at Division III's Rensselaer Polytechnic Institution (RPI) in 2007. Washington helped lead RPI to an 8-2 record, a Liberty League championship and a berth in the NCAA Division III playoffs; was a member of the 2007 Liberty League Coaching Staff of the Year.

Washington was a three-year starter at defensive tackle and four-year letterman at Boston College from 2002-05. He earned BC's Paul Cavanaugh Award in 2006, given annually to the player whose on and off the field accomplishments speak volumes about his commitment to the Eagles.

Washington, a native of Columbus, Ohio, and his wife Melissa live in Cincinnati.

PLAYING CAREER

YEAR	TEAM
2002-05	Boston College (Defensive Tackle)

COACHING CAREER

YEAR	SCHOOL	POSITION
2007	RPI	Defensive Line
2008	NC State	Grad. Asst. (Defense)
2009-10	Slippery Rock Univ.	Defensive Line
2011	Elon	Linebackers
2012	Boston College	Asst. ST/Asst. Defensive Line
2013-15	Boston College	Running Backs
2016	Boston College	ST Coordinator/DL
2017-	Cincinnati	Defensive Line

BOWLS COACHED IN

YEAR	SCHOOL	BOWL
2008	NC State	PapaJohns.com
2013	Boston College	Independence
2014	Boston College	Pinstripe
2016	Boston College	Quick Lane

BOWLS PLAYED IN

YEAR	SCHOOL	BOWL
2002	Boston College	Motor City
2003	Boston College	San Francisco
2004	Boston College	Continental Tire
2005	Boston College	MPC Computers

SUPPORT STAFF



JENA BUSHELMAN

Recruiting Operations Coordinator

Jena Bushelman joined the UC football staff in 2014 as the recruiting operations coordinator.

In her role, Bushelman assists in the day-to-day operations of the recruiting office, assistant with database management, official and unofficial visits, coordinating special events associated with recruiting, football camps and coaches' clinics.

She had spent the previous four seasons as a student assistant in the football office, working with the coaching and support staff on a day-to-day basis.

Bushelman, a Cincinnati native, earned her associates degree in business administration from UC in 2013 and is working towards a bachelor's degree.



BRIAN MASON

Director of Recruiting

Brian Mason came to the University of Cincinnati in January 2017 as director of recruiting

He oversees the day-to-day operations of the recruiting program including database management, organizing all official and unofficial visits, coordinating special events associated with recruiting, managing the current roster and recruiting budgets as well as administering all recruiting paperwork including transcripts and scholarship documents. Mason also assists with football camps and coaches' clinics.

Mason came to UC after two years at Ohio State as a graduate assistant coach at Ohio State. He worked with current UC Head Coach Luke Fickell and the Buckeyes' linebackers.

Mason previously spent six seasons in the collegiate ranks with positions at Bluffton (2009-11), Kent State (2012) and the 2013 and 2014 seasons as a graduate assistant coach on Darrell Hazell's staff at Purdue University. He also worked with Hazel at Kent State.

A native of Zionsville, Ind., Mason is a 2009 graduate of Denison University with degrees in economics and history. He spent two seasons as a running back with the football program before an injury forced him from the game, but into coaching as he spent his final two seasons in Granville as a student coach.

Mason has master's degrees from Bluffton in education (2012), from Purdue in recreation and sports management (2014) and from Ohio State in Kinesiology, Sport Management (2016).



LOGAN MEYER

On-Campus Recruiting Coordinator

Logan Meyer joined the University of Cincinnati football staff in March 2016 and was elevated into his current role as on-campus recruiting coordinator in the spring of 2017.

Meyer plans and organizes official and unofficial recruiting visits while assisting with the daily operations of the recruiting office.

Meyer first joined the staff as a recruiting intern in the spring of 2016 and took on additional duties as a player personnel assistant in September 2016.

Meyer earned a bachelor's degree in communication and public relations in April 2016.



SHERRY MURRAY

Associate to the Head Coach

Sherry Murray joined the University of Cincinnati staff in 2008 and serves as the Associate To Head Football coach Luke Fickell.

In her current role, Murray handles all scheduling and appearances for Coach Fickell and oversees the day-to-day administration and operation of the football office. In addition, Murray supervises the Student Office staff and assists with events involving the football program.

Prior to joining the football staff, Murray served as the administrative coordinator in the UCATS office from 2008-2010 where she was responsible for the day-to-day operations of the UCATS office and coordination of all UCATS events.

Before coming to UC, she was employed by the Northwest Local School District from 1999-2008. For the first eight years she was the assistant to the head football coach and assistant principal and finished out her ninth year in the school board administration office of student services.

Murray has been a lifelong resident of Cincinnati, and earned an associate's degree in from the University of Cincinnati in applied business in 1991. She and her husband Mark are the proud parents of Jacob and Luke Murray.



ADAM NIEMEYER

Director of Football Video

Adam Niemeyer joined the UC football staff full-time in 2012 as the assistant director of football video.

Niemeyer started as a student video assistant with the football program in 2007, later serving as a graduate assistant before the promotion to his current role in 2012.

He assists with the preparation of weekly scouting reports, film breakdown, and implementation of recruiting weekends, motivational videos, daily practice video, and helps oversee a staff of student assistants.

Niemeyer earned his bachelor's degree in journalism from UC's College of Arts and Sciences in 2011 and a master's degree in communications in 2013.

During the racing season, Niemeyer assists FOX 19 with their NASCAR coverage, also providing commentary to several website.

The Elder HS grad lives in Cincinnati.



TOM PHILLIPS

Director of Player Personnel

Tom Phillips has joined the University of Cincinnati football staff as director of player personnel in 2017.

Phillips came to UC after serving as the football head coach at Pickerington North High School for the past 10 seasons. He has served a coach, administrator and educator at a number of institutions in Ohio and Pennsylvania.

Phillips has a career mark of 91-48 as a head coach, won or shared conference titles in 2007, 2012 and 2013, qualified for the state playoffs four times and earned a berth in the state semifinals in 2012 and served as president of the Central District Football Coaches Association from 2013-14. The Central District Football Association named him Division I Coach of the Year for three-straight years from 2011-13.

At UC, he will oversee the day-to-day operations of the recruiting program including database management, organizing all official and unofficial visits, coordinating special events associated with recruiting, managing the current roster and recruiting budgets as well as managing all recruiting paperwork including transcripts and scholarship documents.

Phillips, a three-time Ohio Capital Conference Coach of the Year, was 70-39 in 10 years at Pickerington North. He helped develop almost 50 players who went on to play collegiately at the division I and division II levels, including 2016 Rimington Trophy Award winner Pat Elflein (Ohio State) and 2016 John Mackey Award winner Jake Butt (Michigan). Four players he coached, Alex Bayer, Justin Boren, Jarius Campbell and Alex Huettel, went on to play in the NFL.

He has worked for the Pickerington Local School District since 2007 as an assistant athletic director at Pickerington North from 2007-2011 and as the Pickerington Community School Administrator since 2011.

Phillips was the head coach at Bexley HS in Columbus from 2004-07, going 21-9 and also working as the district's drug and alcohol prevention coordinator.



He was the dean of students at two schools, Westerville North HS in Columbus and Mercer Area Junior-Senior HS from 2002-04 and 2000-02, respectively. He also served as football's assistant head coach at Westerville North. As the dean of students, he assisted with the general day-to-day administration of the school, oversaw disciplinary procedures and actions concerning discipline and attendance.

Phillips started his career as assistant head coach and physical education instructor at Boardman HS in Youngstown from 1998-2000.

The Youngstown, Ohio native earned a bachelor's degree in education from The University Akron in December 1983 and a master's in sports science from Ashland University in August 1995.

Phillips and his wife Paula have three children, Eric, Paige and Jake. Phillips' brother Doug is UC's special teams coordinator and tight ends coach.



DOUG ROSFELD

Director of Player Development

Doug Rosfeld, a former standout University of Cincinnati football student-athlete, was named the program's director of player development in April 2015.

In his role at UC, Rosfeld will work directly with UC's student-athletes, providing mentoring and ensuring they are adhering to the program goals and policies regarding intellectual, social, leadership, physical, and skill development. He will also help manage many of UC's off-the-field initiatives including the Bearcats' community service efforts.

Rosfeld joined the Bearcats staff after teaching social studies for nine years at Archbishop Moeller HS in Cincinnati. He also served as the Crusaders head rugby coach from 2009-14, helping found the program, lead it to four straight state championship appearances and a State Championship win in 2010. Rosfeld has also been an assistant with the Moeller football program since 2005, serving as the offensive line coach, overseeing pass protection, the run game and assisting on special teams.

He was a stalwart at center for UC, starting the final 34 games of his career. Named first team All-Conference-USA selection following junior and senior seasons and was tabbed as a third team preseason All-America choice by Athlon Sports and an honorable mention preseason All-America selection by The Sporting News prior to senior campaign. He played on two bowl teams, and led a young offensive line during his junior season that led the nation and established a school record by allowing only eight sacks all season.

Rosfeld, a two-time winner of the John Pease Outstanding Lineman Award, was signed by the Cleveland Browns as a free agent following the 2001 NFL Draft.

A native of Cincinnati, Rosfeld attended Archbishop Moeller HS and earned bachelor's degrees in education [2001] and history [2002] as well as a master's degree in secondary education [2005] from UC. He is a member of the Sigma Sigma honorary fraternity.

He was a graduate assistant in the athletics marketing office while an undergrad in 2001 and served on the C-Club board from 2002-05. His brother Steve is a senior director of development for UC's Carl H. Lindner College of Business.

Rosfeld and his wife Abbie, a 2006 UC graduate, have six children, Will, Emma, Adele, Patch, Hope and Roman.



KELSEY SHARKEY

Director of New Media

Kelsey Sharkey enters her first season with the UC football staff in 2017 as the director of new media.

Sharkey leads all social media initiatives for UC football and the recruiting office. She produces engaging short-form videos for recruiting and marketing purposes on all social media platforms. Sharkey collaborates directly with Head Coach Luke Fickell, assistant coaches and recruiting staff to produce unique and innovative content to attract prospective student-athletes & grow the Bearcats brand.

She came to Cincinnati after a year as the director of broadcast operations at her alma mater, Appalachian State University.

Sharkey has oversaw all of Appalachian State athletics' video and audio activities, including live broadcasts and exclusive productions for App State's official website, social media outlets and special events.

Playing an instrumental role in Appalachian's video content, Sharkey filmed and edited the Appalachian State Football TV show "Rise," capturing daily behind-the-scenes footage and highlights during the season, including the Mountaineers' back-to-back Camellia Bowl titles and 2016 Sun Belt championship.

Sharkey joined Appalachian's athletics staff in 2013, first as a video production assistant and later, two years as the department's director of video operations.

She was a women's basketball student-athlete for the Mountaineers, playing forward from 2009-13. Sharkey played in 132 games and helped lead App State to two Southern Conference championships, three WNIT berths and the 2010 Women's Basketball Invitational title.



MIKE WAUGH

Director of Scouting/NFL Liaison

Mike Waugh started his second stint at the University of Cincinnati in 2017 as the director of scouting and NFL liaison.

Waugh, who was UC's director of recruiting from 2012-13, spent the previous three seasons as the director of player personnel at Purdue.

He oversaw the day-to-day operations of the recruiting program for the Boilermakers, including database management, organizing all official and unofficial visits, coordinating special events associated with recruiting, managing the current roster and recruiting budgets as well as administering all recruiting paperwork including transcripts and scholarship documents.

Waugh started his career as a football operations intern and recruiting assistant while an undergraduate at Ohio University. He moved on to Marshall in 2008, where he served as the acting director of high school relations in 2009 and 2010 before being named permanently to the role.

A native of Cleveland, Waugh earned his bachelor's degree in sports science from Ohio in 2008 and his master's in athletic administration from Marshall in 2010.

Waugh and his wife Angie live in Cincinnati.



JOHN WIDECAN

Associate AD/Football Operations

John Widecan begins his 27th season with the University of Cincinnati Football Program. As the Associate Director of Athletics for Football

Operations, he is in charge of the day-to-day operations for the team, including duties such as team travel, events, camps, clinics, team schedule, technology, training table and other facets of the football program.

Widecan joined the Bearcats in 1989 as a graduate assistant football coach. He was promoted in 1991 to a full-time administrative position in which he assisted with day-to-day operations and assumed the duties of video director for the football team. Widecan was recognized as the 1997-98 Conference USA Video Coordinator of the Year by the Collegiate Sports Video Association.

As his responsibilities continued to expand, he was named the Director of Football Operations in 2000, and the program hired a video coordinator to handle the increased team video needs.

Prior to coming to UC, Widecan began his career as defensive line coach at his alma mater, Mercyhurst.

A native of Wickliffe, Ohio, he was an all-conference and all-area performer at Wickliffe High. He earned Football News Division III all-America honors as well as all-ECAC acclaim at Mercyhurst.

He earned his bachelor's degrees in mathematics and education in 1988. He later received his master's degree in criminal justice from UC in 1990.

His family includes his wife, Michelle, and children Mallory, a UC graduate, Collin, a redshirt freshman on the football team, and J.P.

SUPPORT STAFF

GRADUATE ASSISTANTS



AUSTEN BUJNOCH

Graduate Assistant - Offense

Name Pronounced BOOJ-knock

Former University of Cincinnati offensive guard Austen Bujnoch joined the coaching staff in 2015 as an offensive graduate assistant.

He assists the offense staff in all facets of the program's day-to-day operation, including practice planning and management, working with the defensive scout team, and assisting with the offensive line.

Made 35 career starts at right guard for the Bearcats, including a streak of 32-consecutive starts from 2011-13. As a senior, he grew his hair out and donated it to Locks of Love, a charity organization that makes wigs for patients with cancer and other hair disorders. Was a 2012 First-Team All-BIG EAST Conference honoree and was an American Athletic Conference All-Academic Team honoree in 2013 and an Academic All-BIG EAST selection in 2011 and 2012.

Bujnoch, who starred at Elder HS in Cincinnati, has a bachelor's degree in history from UC and is working on a master's degree in health education.

His father Glenn played in the NFL from 1976-84 with the Cincinnati Bengals and Tampa Bay Buccaneers and his brother Digger played at UC from 2004-07.



BRYAN MURRAY

Graduate Assistant - Defense

Bryan Murray joined the University of Cincinnati football staff in 2017 as a defensive graduate assistant.

He assists the defensive staff in all facets of the program's day-to-day operation, including practice planning and management, film breakdown, opponent scouting and working with the defensive scout team.

Murray spent the past four years as a special education behavioral therapist at Newton North HS in Massachusetts. He also served as a wrestling and football coach.

Murray was a two-year letterwinner at Boston College on the defensive line. He registered 19 tackles in his senior campaign.

He was a two-sport standout at Good Counsel HS, playing defensive line and wrestling.

The Olney, Maryland native earned a pair of degrees from Boston College, a bachelor's degree in economics and human development in May 2012 and a master's degree in applied development educational psychology in 2013.



WILL RICHARD

Graduate Assistant - Defense

Will Richard joined the University of Cincinnati football staff in 2015. He currently serves as a defensive graduate assistant after working as a quality control assistant in 2015.

He assists the defensive staff in all facets of the program's day-to-day operation, including practice planning and management, film breakdown and opponent scouting. He also assisted with the defensive backs in 2016 after working with the defensive line in 2015.

The Stevenson, Alabama native earned a bachelor's degree in general social science education from Auburn in 2014.



MATT ROARK

Graduate Assistant - Offense

Former University of Kentucky wide receiver Matt Roark joined the University of Cincinnati football staff in 2017 as an offensive graduate assistant.

He assists the offense staff in all facets of the program's day-to-day operation, including practice planning and management and working with the defensive scout team.

He played in 50 games at Kentucky as a wideout and special teams player. Set career highs as a senior in 2012 with 36 receptions for 349 yards and his first career TD. Roark led Kentucky to its first win over Tennessee since 1984 when he filled in at quarterback and completed four-of-six passes for 15 yards and rushed 24 times for 140 yards.

He signed a free-agent deal with the New England Patriots in May 2012.

The Atlanta-area native was an honorable mention all-state quarterback at North Cobb HS.

Roark earned a bachelor's degree in community communications, public leadership and service from the University of Kentucky in 2012 and is working towards a master's in sports administration at UC.

QUALITY CONTROL ASSISTANTS



CHAD CREAMER

Quality Control Assistant - Defense

Chad Creamer came the University of Cincinnati in 2017 as a defensive quality control assistant.

He joined the UC staff after spending four seasons at Davidson College as the program's defensive coordinator and linebackers coach.

Creamer assists the defensive staff in all facets of the program's day-to-day operation, including practice planning and management, film breakdown, opponent scouting and working with the defensive scout team.

In 2015, Creamer guided defensive lineman Chris Woods and defensive back William Curran to All-PFL honorable mention honors as the two capped off an impressive senior campaign.

Under Creamer's tutelage in 2013, linebacker Matt Casey enjoyed a breakout season and earned second-team All-PFL honors. Casey ranked fourth in the league with 9.6 tackles per game, and his total of 106 ranks as the fourth most in a single season at Davidson.

Before joining the Wildcats, Creamer spend the 2012 season as a player personnel assistant at Illinois.

Prior to his stint with the Fighting Illini, Creamer spent two seasons guiding the defense at Capital University and also served as a graduate assistant at Austin Peay and an undergraduate assistant at Ohio State.

Creamer was promoted to defensive coordinator after just one season as the secondary coach at Capital, and also assisted coaching the special teams units. In his first season in 2010, Creamer guided a secondary that recorded 13 interceptions. Under his guidance in 2011, Creamer's unit then held three opponents to less than 13 points and lowered its points allowed average from the previous season.

Creamer spent the 2009 season on the defensive staff at Austin Peay as a graduate assistant. While coaching the safeties at Austin Peay, Creamer's secondary played an essential role in the Governors' 24-20 upset win against No. 16 Eastern Kentucky, recording an interception while helping the rest of the defense shut out the Big Red offense in the second half.

In 2006, Creamer started his coaching career as an undergraduate student coach at Ohio State when he interned with the strength and conditioning staff during the Buckeyes' run to the BCS National Championship Game. Creamer then served as a student assistant working with the corners as Ohio State made a return trip to the BCS National Title Game. In 2008, Creamer worked with the defensive line and also assisted with the rest of the defense during a season that saw the 10-3 Buckeyes take part in the Fiesta Bowl. Creamer contributed to a Buckeye defense that permitted a mere 13.9 points per contest while holding seven opponents to 14 points or less.

A native of Jamestown, Ohio, Creamer earned a bachelor's degree in education with an emphasis in sport and leisure studies at Ohio State, and completed his master's degree in health and human performance at Austin Peay in 2011.

Creamer and wife Lisa live in Cincinnati.



**MIKE HARTLINE**

Quality Control - Offense

Mike Hartline joined the University of Cincinnati staff in January 2017 as an offensive quality control coach.

He assists the offense staff in all facets of the program's day-to-day operation, including practice planning and management, working with the defensive scout team, and assisting with the quarterbacks.

The former All-Southeastern Conference signal caller at Kentucky spent the previous two seasons as a coaching intern at Ohio State, working with the quarterbacks.

Hartline worked for the Miami Dolphins organization from 2012-15 as an account executive and members services representative.

Was the starting QB at UK for the parts of three seasons from 2008-2010. As a senior in 2010, he completed 268 of 408 passes (66.2 percent) for 3,178 yards and 23 touchdowns, ranking second in the SEC in passing yards.

The Canton, Ohio native who starred at GlenOak HS signed with the Indianapolis Colts as an undrafted free agent in 2011 and also spent time with the New England Patriots. His brother Brian played WR at Ohio State and had a six-year NFL career with the Dolphins and Cleveland Browns.

COACHING INTERNS

**ANDREW BOWEN**

Intern - Special Teams

Andrew Bowen joined the Bearcats football staff in 2017 as a special teams intern.

He assists coaching staff in all facets of the program's special teams, including practice planning and management, film breakdown and opponent scouting.

Bowen came to UC after a year at Mount St. Joseph University Football Program where he worked with the running backs as well as assisted with recruitment.

Before working at The Mount, Bowen spent the 2015 season at Virginia State University, working with the linebackers. While at VSU the Trojans finished the 2015 regular season as the No. 1 ranked defense in the CIAA in terms of average points per game (18.9), and were second in the conference in total rushing yards allowed per game (90), the ninth-best mark in the country.

Bowen started his coaching career at his alma mater, L.C. Bird High School in Chesterfield, Virginia. He coached wide receivers and defensive backs, working primarily with the JV squad, helping lead the program to its third consecutive state championship.

Bowen graduated from Marshall University in 2011 with a degree in Business Management and a minor in

Entrepreneurship. While at Marshall he was President of Sigma Phi Epsilon and was a member of the University's Club Lacrosse Team.

Andrew played his prep ball at L.C. Bird for future hall-of-fame coach, David Bedwell. He finished his career winning three consecutive district championships, back-to-back central region championships, and made two state semi-final appearances.

Bowen and his wife Alexa reside in Anderson Township.

**ADAM DEMPSEY**

Intern - Defense

Former University of Cincinnati defensive tackle Adam Dempsey is in his second year on the coaching staff, serving as a defensive intern.

Dempsey assists the defensive staff in all facets of the program's day-to-day operation, including practice planning and management, film breakdown, opponent scouting, working with the offensive scout team, and assisting with the linebackers.

He returned to UC after a year in private business.

Dempsey was a two-year letterwinner as a defensive tackle at Cincinnati (2009-13) and started his career as a walk-on, prior to being awarded a scholarship in 2013.

He played in 27 games for the Bearcats, starting 12 and making 32 tackles, including nine for a loss along with 3.5 sacks and a pass defended. He was a part of four bowl teams and a pair of conference championship squads.

The Fort Thomas, Kentucky native earned his bachelor's degree in business administration, operations management from UC in 2013 and a master's degree in health promotion, exercise management in 2015.

EQUIPMENT OPERATIONS

**GREG BRUNER**

Assistant AD/Operations

Greg Bruner started his second stint at the University of Cincinnati in 2011.

He was named assistant AD for Operations in January 2017 after serving as UC's director of football recruiting since 2014.

Bruner manages the department's equipment staff with a primary focus on the football program's equipment operations. He also assists with team travel, football camps and coaches' clinics.

He facilitates all aspects of the Under Armour relationship including fulfillment, ordering, budgeting, marketing, and issuance.

He oversees six full-time staff members along with a

student staff of more than 30 managers throughout the year. He also controls inventory management and administers the day-to-day equipment operations of all 19 athletic programs.

Prior to moving into an oversight role of the equipment staff, Bruner directed UC's on-campus recruiting efforts from 2014-17. He organized all official and unofficial visits, coordinated recruiting special events and administered all recruiting paperwork including transcripts and scholarship documents.

Bruner rejoined the UC staff in 2011 and was the director of football video from 2011-14. He was named the American Athletic Conference Video Coordinator of the Year by the Collegiate Sports Video Association following the 2013 season.

In his former role, he was responsible for the preparation of weekly scouting reports, film breakdown, and implementation of recruiting weekends, motivational videos, daily practice video, and overseeing a staff of student assistants.

Bruner, a 2003 graduate of UC, returned to the Bearcats program after five seasons at the University of Illinois in the same position.

He previously headed the Bearcats video operation from 2003-05 before joining the Fighting Illini. In addition to his video duties at UC, Bruner also assisted with team travel, gameday personnel, banquets, and alumni weekends.

Bruner, a native of Fairfield, Ohio, is a 2003 graduate of Cincinnati where he received a Bachelor's degree in political science. During his time as an undergraduate, he served as a video intern for four years.

Bruner and his wife, Heather, have three children: daughters, Emma and Eva, and a son, Tyler.

**ANDREW HAYNES**

Assistant Equipment Manager

Andrew Haynes joined the UC football equipment staff in October of 2014 as an assistant equipment manager.

His responsibilities include the practice setup, gameday prep, road game packing, storage management, directing student equipment managers and recruiting displays among others.

Prior to returning to his alma mater, Haynes was a program coordinator for the Cincinnati Recreation Commission, facilitating the athletics and science after-school programs at Hype Park School.

He earned a bachelor's degree in urban studies from the UC's College of Design, Art, Architecture and Planning in August 2014.

SUPPORT STAFF

SPORTS MEDICINE



DR. ANGELO COLOSIMO

Director of Orthopaedic Services

Angelo J. Colosimo, M.D. is currently an Associate Professor, Director of the Division of Sports Medicine and Director of Orthopaedic Services for UC Athletics.

Colosimo is in his 25th season as Team Orthopaedic Surgeon for the University of Cincinnati and also served in the same role for the Cincinnati Bengals Football Club from 1999-2011. He is the co-director of the University of Cincinnati/Wellington Sports Medicine Fellowship.

Dr. Colosimo takes an active role in the Greater Cincinnati community by supporting and providing medical coverage for several area high schools.

A native of Yonkers, N.Y., Dr. Colosimo was a two-time first-team academic all-America running back at Colgate University. He signed as a free agent with the New England Patriots and eventually entered New York University School of Medicine, where he obtained his M.D.



DR. JON DIVINE

Director of Medical Services

Dr. Jon Divine is in his eighth season as director of medical services and head team physician for the University of Cincinnati Department of Athletics and his seventh year with the football team.

He has served as a professor in UC's department of orthopaedic surgery in the sports medicine division since 2012. He is the medical director for Cincinnati's Flying Pig Marathon, coordinating and overseeing medical coverage for the annual race which averages 25,000 runners.

He served as the President of the American Medical Society for Sports Medicine (AMSSM) in 2015.

From 2005-10, Divine founded and served as the director of the CCHMC Primary Care Sports Medicine Fellowship, also heading the division of sports medicine from 2004-12.

During that time, he was also an associate professor in the department of pediatrics at CCHMC. He came to Cincinnati from Houston, where he was on the clinical and teaching faculty of Southwest Memorial Family Practice. He also was medical director of The Wellness Institute of Memorial-Hermann Healthcare System and team physician for the University of Houston and the Houston Comets women's basketball team.

He earned his medical degree at the University of Texas Medical Branch at Galveston and completed his residency in the family medicine department at Baylor College of Medicine. He is board certified in family practice and is a fellow in the American College of Sports Medicine.



BOB MANGINE

Senior Associate AD/Sports Medicine

Bob Mangine's extensive experience in the field of athletics training makes him well-suited to diagnose and treat injuries as well as advising on their prevention.

As athletics trainer for football, Mangine supervises a program that addresses the health and well-being of the Bearcats on a year-round basis by drawing from over three decades of experience in sports medicine.

Mangine, who assumed the football duties in 2005, has served as Director of Rehabilitative Services at the University of Cincinnati since 2002. He has worked with both amateur and professional athletes since 1976, when he first arrived at UC. In 1982, he assisted in the development of the nationally recognized Cincinnati Sportsmedicine and Orthopaedic Center. After serving approximately 10 years with the organization, he started his own practice which merged with NovaCare Rehabilitation in 1998.

While he was a student at the University of Pittsburgh, Mangine launched his career in athletics training. He served as assistant trainer of the Pittsburgh Condor Basketball Club and as head athletics trainer at the Community College of Allegheny County prior to graduation in 1977.

Mangine served as director of rehabilitation at UC from 1977-80 while earning his master's degree. After two years as an assistant professor of physical therapy at the Medical College of Virginia, he returned to Cincinnati to work in private clinics.

Mangine currently serves as National Director of Clinical Research and Education for NovaCare and is President of MBM Consultants, which provides management for physical therapy and occupational therapy management.

A 25-year award recipient of the National Athletic Trainers Association, he was the head athletic trainer for the aquatic teams at the 1996 Olympics, and the Goodwill Games of 1986, 1990 and 1998. He is a charter member of the Sports Physical Therapy Section Hall of Fame.



AARON HIMMLER

Assistant Director/Sports Medicine

Aaron Himmler has worked with NovaCare Rehabilitation since the summer of 2008 and transitioned to UC Sports Medicine in July of 2013.

He worked with the baseball team from 2013-15 before moving into his current role with football as the assistant director of sports medicine.

His day-to-day responsibilities include management, treatment and prevention of all football student-athlete injuries and illnesses as well as the operation of the

sports medicine center on the second floor of the Lindner Center.

Prior to his time at Cincinnati, Himmler worked as the Certified Athletic Trainer for Beechwood High School in Fort Mitchell, Kentucky from 2008 to 2013. He provided medical coverage for 12 interscholastic sports programs at middle school, freshman, junior varsity and varsity levels.

He served as the Head Athletic Trainer at Athens High School while working toward his Master of Science Degree in Athletic Training at Ohio University, which he earned in 2008. He received his Bachelor of Science in Athletic Training from Eastern Kentucky University in 2007.

Professionally, Himmler is credentialed by the Kentucky Board of Medical Licensure, the Ohio Occupational Therapy, Physical Therapy & Athletic Trainers Board and the Board of Certification, Inc. He also is a member of several athletic trainers' associations.

Himmler, his wife Marisa and son Charlie live in Independence, Kentucky.



AUSTIN STEPHAN

Research Assistant

Austin Stephan joined the UC staff in 2017 as a research assistant. He will work with Senior Associate AD Bob Mangine and the sports science team.

Stephan spent the 2016 season at Ohio State as a football sports performance intern.

While an undergraduate at Baldwin Wallace, he served a football strength and conditioning internship at Mississippi State and was a rehab aide at the UPMC Center for Rehab Services in McMurray, Pennsylvania.

He earned his bachelor's degree in exercise science and pre-physical therapy from BW in 2016. He was the valedictorian of his class and earned both the Milton T. Baldwin Prize, given to the graduate with the school's highest academic achievement, and membership in the Dayton C. Miller Honor Society, recognizing the Top-100 students at Baldwin Wallace. He earned one letter and All-Academic OAC honors as a member of the Yellow Jackets football team and is a member of Chi Alpha Sigma and Alpha Lambda honor societies.

The Pittsburgh, Pennsylvania native is a certified strength and conditioning specialist from the National Strength and Conditioning Association.



SPORTS PERFORMANCE

**BRADY COLLINS**

Director/Football Sports Performance

Brady Collins was named the director of football sports performance at the University of Cincinnati in January 2017.

He joins the Bearcats staff after spending the past two seasons at Ohio State as a strength and conditioning coach with the football program. It was his second stint with the Buckeyes, as he served as a strength and conditioning intern for five Olympic sports and football in 2009.

A 2009 graduate of Otterbein College, he played four seasons of football and was team captain as a senior, helping lead the Cardinals to the 2009 Division III playoffs. Collins went south after graduation and his Ohio State position to further his career.

In August 2009 Collins was a volunteer strength coach at the University of Kentucky and later spent part of that summer interning for the Cincinnati Bengals. He became a graduate assistant coach at Kentucky in 2010 and a year later was named an assistant strength coach, working with the football program and also the NCAA champion Wildcats' basketball team.

In January 2013 he moved further into SEC country, accepting an assistant strength and conditioning position at Mississippi State University, where he stayed for two-and-a-half years before he was hired back at Ohio State in January 2015 by Mickey Marotti.

Collins grew up in Galena, Ohio, and is a graduate of Olentangy HS. He has degrees in health promotion and sports sciences from Otterbein and he has a master's in kinesiology from Kentucky.

He is Strength and Conditioning Coach Certified (SCCC), is a Certified Strength and Conditioning Specialist (CSCS) through the National Strength and Conditioning Association, and a Certified Sport Performance Coach with United States of America Weightlifting (USAW).

Collins and his wife, the former Allie Leet, from Powell, Ohio, are the parents of one daughter, Kaylee.

**MIKE STACCHIOTTI**

Assoc. Director/FB Sports Performance

Name pronounced stack-ee-ah-tee

Mike Stacchiotti came to the University of Cincinnati in January 2017 as the associate director of football sports performance.

Stacchiotti joined the Bearcats staff after two seasons at Colorado State as a graduate assistant on the football strength and conditioning staff. During his time in Fort Collins, the Rams played in two-straight bowl games.

He started his coaching career as a strength and conditioning intern at Mississippi State during the 2014-15 school year.

Stacchiotti was a three-year letterwinner and a team captain as a middle linebacker and fullback at Baldwin-Wallace University in Berea, Ohio. He finished his career with 120 tackles, including a team-high 72 as a junior in 2012.

Stacchiotti earned his bachelor's degree from the school in exercise science in 2014 and a master's in adult education from Colorado State in 2016.

A native of Girard, Ohio, Stacchiotti was a four-year football letterwinner as a middle linebacker at Girard High School. His father, Jim, played football at Syracuse.

**ROBERT STINER**

Asst. Director/FB Sports Performance

Robert Stiner joined the strength and conditioning staff at the University of Cincinnati in 2017 as an assistant director of football sports performance.

Stiner joined the Bearcats after spending the 2016 season at Florida International University. Prior to his stint with the Panthers, Stiner was the director of strength and conditioning at the University of Central Arkansas from 2014-16.

While at UCA, Stiner oversaw and directed the strength and conditioning program, working with the football, baseball, men's and women's basketball, men's soccer and track and field squads. He also established and implemented nutrition protocols for student-athletes and designed training programs for the Conway SWAT Team and UCA Police Department and Central Arkansas Police Academy.

He came to UCA from Mississippi State where he was assistant strength and conditioning coach from 2012-14. Stiner had previous stops as an intern at LSU (2011-12), strength and conditioning graduate assistant at Valdosta State (2009-11) along with internships at Baylor (2010) and the U.S. Olympic Training Center in Colorado Springs, Colorado (2009).

Stiner started his coaching career as a volunteer strength and conditioning assistant at Valdosta State and Belhaven in 2008.

He was a four-year starter and team captain at Belhaven College, earning MSC All-Conference honors in 2006 and 2007 as a defensive end. He also earned the Belhaven strength and conditioning athlete of the year award in 2007.

Stiner received his bachelor's degree in sports administration from Belhaven College in Jackson, Miss. in 2008 and earned his master's of education in health

and physical education from Valdosta State University in 2011.

He is a certified strength and conditioning coach through the Collegiate Strength & Conditioning Coaches Association.

An amateur Mixed Martial Arts (MMA) fighter, Stiner and his wife Briana live in Cincinnati.

**PARKER SHOWERS**

Assistant Strength Coach

Parker Showers joined the University of Cincinnati in August of 2015 as an Assistant Strength and Conditioning Coach.

Showers is directly involved as an assistant strength and conditioning coach for football. In addition to football duties, Showers directs and coordinates strength, speed, agility, and conditioning for women's tennis and cheer.

Showers started his career as an Assistant Strength & Conditioning coach at Villanova University in August of 2013 working with men's lacrosse while also assisting with football. In addition he was directly in charge of programming and training for track sprinters, swimming & diving, softball, water polo, cheer, and tennis.

In May 2014 Showers began working as a Graduate Assistant Strength and Conditioning Coach with University of Akron football team. In this position he assisted in all facets of strength, speed, agility, injury prevention and conditioning during the annual in-season and off-season training regimes.

Showers is a Certified Strength and Conditioning Coach through the NSCA and he is a certified Sports Performance Coach through United States Weightlifting. He earned a Master's of Science in Exercise Physiology from the University of Akron in 2015 and Bachelor's in Business Administration from Lycoming College in 2013.

ATHLETICS ADMINISTRATION

**MIKE BOHN**

Director of Athletics

Mike Bohn was named the director of athletics at the University of Cincinnati on Feb. 6, 2014

Bohn's career spans thirty-plus years and includes record-setting achievements at multiple institutions.

His time in the Queen City has been impactful on and off the field. Bohn oversaw the opening of the \$86-million Nippert Stadium Renovation & Expansion project, is spearheading an \$87-million fundraising campaign to renovate Fifth Third Arena and has positioned UC as one of the top schools in the American Athletic Conference under his 'Class of the League' initiative.

Bohn has also implemented facility improvements at Gettler Stadium, Marge Schott Stadium and the Trabert-Talbert Tennis Center.

Academically, student-athletes have achieved record-setting GPA's, achieving a 3.0 mark in 2014, 3.1 in 2014 and 3.2 in 2016. Bearcats student-athletes have hit the 3.0 GPA mark or better as a whole in 17 consecutive grading periods. UC's APR sits a four-year average of 983 with a most recent scored of 987 from 2014-15.

Four athletics programs, men's track & field, women's cross country, tennis and volleyball, received Public Recognition Awards from the NCAA based upon their academic excellence from the most recent multiyear Academic Progress Rate [2015-16]. Each of the four teams carry APR scores that rank among the Top 10 percent of their respective sports.

The veteran athletics administrator has been active in the community and is one of the most sought-after speakers in Cincinnati, often sharing his message of team building and collaboration with everyone from Fortune 500 companies to numerous student organizations on campus.

He is active with the Cincinnati YMCA, helping to establish a partnership between the department of athletics and organization to provide basketball and soccer equipment to young athletes. He served as the 2016 chair of the Salvation's Army's local campaign and also works with the local chapter of the USO on initiatives.

In 2015, Bohn was honored as an active member of Pi Kappa Alpha's Alpha Xi Chapter for his efforts in bringing college athletics and greek life closer together. The chapter has since established the Mike Bohn Leadership Award, presented annually to an active member for excellence in leadership.

Bohn hired football head coach Luke Fickell in December 2016 and also tabbed Mandy Commons-DiSalle (swimming and diving), Maureen Housom (dance), Susan Seaton (track and field) and Eric Toth (tennis) to run their respective programs during his tenure.

UC received a certificate of excellence from the Tucker Center for Research on Girls & Women in Sport at the University of Minnesota and is the only institution to receive an "A" grade from the Women in College Coaching Report Card in each year from 2014-17.

He has helped establish a long-term partnership with Under Armour to serve as UC's official apparel provider, was instrumental in bringing USL soccer club FC Cincinnati to its current home in Nippert Stadium, negotiated off-site playing agreements for the men's basketball team at Northern Kentucky's BB&T Arena and the women's basketball and volleyball squads at St. Ursula Academy's Gymnasium and Convocation Center during the 2017-18 season and has expanded a beneficial relationship with longtime UC partner Pepsi, who owns pouring rights in UC's athletics venues.

As director of athletics at the University of Colorado from 2005 to 2013, Bohn successfully led their transition to the Pac-12 Conference. CU won four conference championship titles within two years, including the first for men's basketball in over 43 years. Meanwhile, Bohn enhanced academic support for scholar-athletes, resulting in



departmental highs for APR and GPA.

He oversaw several multi-million dollar capital projects and facility upgrades, as well as secured the largest corporate sponsorship in school history. In 2008, CU garnered national attention for launching the first zero-waste stadium initiative at the college or professional level. In 2013, CU was named the most economically efficient athletics department in the nation by the Laboratory for the Study of Intercollegiate Athletics at Texas A&M.

Prior to the University of Colorado, Bohn served as director of athletics at San Diego State University. Under his watch, SDSU football increased season ticket sales by 27% and game-day attendance by 59%, in addition to setting a SDSU single-game attendance record of 57,000 against Idaho State. The SDSU baseball team set a NCAA single-game attendance record of 40,000.

As director of athletics at the University of Idaho from 1999 to 2003, Bohn successfully led their transition to the Division I-A ranks from the Big Sky Conference. Under Bohn, UI began construction on the Vandal Athletics Center, the first athletic facilities improvement in two decades. Additionally, he spearheaded a 20% increase in the Vandal Scholarship Fund and a \$350,000 surge in annual corporate support.

Bohn spent three years at Colorado State University as associate director of athletics. At CSU, he was responsible for all external revenue-producing operations, including: ticket sales; fundraising through the Greater Ram Club; licensing; corporate sales; signage; capital campaigns; broadcasting rights fees; and special events.

Prior to CSU, Bohn served as Director of Marketing for the College Football Association. The CFA, the precursor to the current Bowl Championship Series, consisted of six major football conferences encompassing 67 universities. Bohn assisted with the CFA's administration of a \$67 million television package involving ABC, ESPN and ESPN2.

He began his athletic administrative career at the Air Force Academy, where he played a major role in increasing football season ticket sales from 6,000 to 20,000 and in implementing a fundraising campaign that generated \$16 million for stadium improvements.

Bohn received a bachelor's degree from the University of Kansas, where he was recruited as a quarterback and also played baseball, and a master's degree in sports administration from Ohio University.

He is married to the former Kim Zeren, and they have a son, Brandon, and a daughter, Michaelyn Tynan, along with a son-in-law, John Tynan and grandsons, Chase and Luke Tynan.



**DR. NEVILLE G. PINTO**

President

Neville Pinto was appointed by the University of Cincinnati Board of Trustees to serve as the university's 30th President. He took office on Feb. 20, 2017.

Recently, President Pinto served as acting president and professor of chemical engineering at the University of Louisville. He has spent his entire career as a university teacher, researcher and administrator. Prior to joining the University of Louisville, Pinto served for 26 years on the faculty in chemical engineering at the University of Cincinnati, where he established the Adsorption and Ion Exchange Laboratory, which focused on research in biochemical and environmental engineering. His research included purification of genetically engineered drugs, the study of bio-membranes, and air and water purification. His laboratory attracted over \$6 million in external research funding and trained 32 graduate students including 16 PhD students, many of whom have moved on to become leaders in industry and academia.

Earlier in his career at the University of Cincinnati, Pinto held a number of administrative posts, including Department Head for Chemical Engineering, Assistant Dean for Graduate Studies in the College of Engineering, and, most recently, Vice Provost and Dean of The Graduate School. As Dean, he had a leadership role in attracting major external awards totaling over \$10 million to the University of Cincinnati to support graduate and STEM education.

Pinto joined the University of Louisville as Dean of the J.B. Speed School of Engineering in 2011. While dean, his accomplishments included overseeing a major expansion in the enrollment of the college and spearheading the development of the Belknap Engineering and Applied Sciences Research Park. He significantly strengthened the university's relationship with GE, to develop a partnership that has led to significant educational and career opportunities for students and encouraged the company to bring its FirstBuild microfactory to campus. This effort earned the Silver Fleur-de-Lis award from Greater Louisville Inc. in 2015.

Between May 2015 and July 2016, Pinto served as Interim Executive Vice President and University Provost at UoL. During this period, he finalized the 21st Century University Plan and launched major initiatives to strengthen educational excellence, student success and access, research and community engagement. He was appointed Acting President in 2016.

Pinto was elected Fellow of the Graduate School of the University of Cincinnati based on outstanding scholarly attainment and was elected to the National Academy of Inventors in recognition of U.S. patents awarded. He has variously been active in the American Institute of Chemical Engineers, American Society for Engineering Education, American Chemical Society and is a member of the Tau Beta Pi Engineering Honor Society. He is also the recipient of numerous outstanding teaching and service awards.

Pinto was born in Mumbai, India. He was educated at the Indian Institute of Technology, New Delhi, where he earned his bachelor's degree in chemical engineering. He earned his MS and his PhD in chemical engineering at Penn State University.

**BOARD OF TRUSTEES****THOMAS D. CASSADY**Chair
Term Expires: 2019**WILLIAM C. PORTMAN III**Vice Chair
Term Expires: 2020**GERALDINE B. WARNER**Secretary
Term Expires: 2021**RONALD D. BROWN**

Term Expires: 2018

**MARGARET K. VALENTINE**

Term Expires: 2023

**KIM HEIMAN**

Term Expires: 2024

**THOMAS E. MISCHELL**


Term Expires: 2022

**PHIL D. COLLINS**

Term Expires: 2025

**RODNEY WILLIAMS**

Term Expires: 2026

**KAMREE MAULL**Undergraduate Student Trustee
Term Expires: 2017**RYAN MACKINSON**Graduate Student Trustee
Term Expires: 2018



2017 CINCINNATI FOOTBALL



2016 SEASON-IN-REVIEW

2017 CINCINNATI FOOTBALL

SEASON-IN REVIEW

// FOOTBALL CLOSES DISAPPOINTING 2016 CAMPAIGN

- » Not a lot went right for the University of Cincinnati football team in 2016. The Bearcats started the season 3-1 with a road win at Big Ten Conference program Purdue and picked up their 11th-straight win over longtime rival Miami (Ohio). The rest of the way saw UC's offense sputter, a litany of injuries to key starters and reserves and only one win in the final eight games of the season. Tommy Tuberville stepped down as head coach on Dec. 4 and Luke Fickell was named his replacement on Dec. 10.

// STREAKS, STORYLINES, SIDEBARS - WRAPUP EDITION

- » UC's defense forced 24 turnovers (17 INT, 7 FR) and 19 sacks after forcing 14 turnovers (9 INT, 5 FR) with 13 sacks in 2015 season.
- » UC finished the season with a 4-8 mark, lost its last five games and seven of its last eight, missing a bowl game for the first time since 2010.
- » Seven of the team's eight losses came in AAC play.
- » Tommy Tuberville stepped down after four years at the helm of the Bearcats program on Dec. 4. He had 29 wins, a 2014 American Athletic Conference title and three bowl appearances.
- » Ohio native Luke Fickell, the former defensive coordinator at Ohio State with 18 years of FBS experience, was tabbed as the 42nd head coach in program history on Dec. 10, 2016.

2016 RESULTS (4-8, 1-7 American)

Date	Opponent	Result	Attend.	Rank		Offense					Defense			
				Cin	Opp	Rush	Pass	Total	Passing	TO	Rush	Pass	Total	TO
9/1	UT MARTIN	W, 28-7	28,520	-/-	-/-	140	260	400	21-34-1	3	177	146	323	3
9/10	at Purdue	W, 38-20	33,068	-/-	-/-	262	250	512	19-32-0	0	103	401	504	5
9/15	HOUSTON *	L, 16-40	40,015	rv/-	6/7	30	277	307	22-39-3	3	180	326	506	3
9/24	MIAMI (OHIO)	W, 27-20	38,112	-/-	-/-	185	276	461	25-38-2	3	65	248	313	2
10/1	USF *	L, 20-45	35,108	-/-	-/rv	130	263	393	23-41-3	4	226	228	454	0
10/8	at UConn	L, 9-20	24,169	-/-	-/-	2	315	317	29-56-1	1	188	224	412	2
10/22	EAST CAROLINA *	W, 31-19	32,022	-/-	-/-	165	348	513	23-40-0	0	221	283	504	3
10/29	at Temple*	L, 13-34	29,763	-/-	-/-	67	119	186	15-27-0	2	275	199	474	1
11/5	BRIGHAM YOUNG	L, 3-20	37,522	-/-	-/-	96	199	295	19-32-1	1	207	130	337	1
11/12	at UCF *	L, 3-24	30,346	-/-	-/-	107	220	327	19-42-2	3	155	150	305	0
11/18	MEMPHIS *	L, 7-34	25,796	-/-	-/-	100	144	244	23-34-2	3	172	159	331	1
11/25	at Tulsa *	L, 37-40 (OT)	18,550	-/-	-/rv	134	400	534	21-38-0	0	306	305	611	3

*- American Athletic Conference game

// 2016 POSTSEASON AWARD WINNERS

COSIDA ACADEMIC ALL-DISTRICT

Ryan LeahyFirst Team

TEAM AWARDS

Brig Owens Outstanding Defensive Back.....Zach Edwards
 Brig Owens Outstanding Offensive Back.....Tion Green
 C-Club Strothman Award (Academic Excellence).....Ryan Leahy
 Claude Rost Most Valuable PlayerEric Wilson
 Jim Kelly Award (Defense).....Mike Tyson
 Jim Kelly Award (Offense).....Idarius Ray
 John Pease Outstanding Defensive LinemanCortez Broughton
 John Pease Outstanding Defensive LinemanKevin Mouhon
 John Pease Outstanding Defensive LinemanAlex Pace
 John Pease Outstanding Offensive LinemanDeyshawn Bond
 Most Valuable Linebacker.....Antonio Kinard
 Most Valuable Receiver.....Kahlil Lewis
 Newcomer of the Year.....Devin Gray
 Scout Team Defensive Player of the Year.....Joel Dublanko
 Scout Team Offensive Player of the Year.....Gerrid Doaks, Bruno Labelle

ALL-AMERICAN ATHLETIC CONFERENCE

Eric Wilson, LBFirst Team
 Cortez Broughton, DT.....Second Team

PHIL STEELE ALL-AMERICAN ATHLETIC CONFERENCE

Eric Wilson, LBFirst Team
 Cortez Broughton, DL.....Second Team
 Deyshawn Bond, C.....Third Team
 Devin Gray, WRThird Team
 Kevin Mouhon, DL.....Third Team
 Mike Tyson, DBThird Team

NFL DRAFT PICKS

Mike Tyson, DBSeattle Seahawks (6th Round)

NFL FREE-AGENT SIGNINGS

Deyshawn BondIndianapolis Colts
 Tion GreenDetroit Lions
 Eric WilsonMinnesota Vikings

// STATISTICAL LEADERS

PASSING

8

QB HAYDEN MOORE

Junior - Clay, Alabama

C	A	INT	YDS	TD
146	255	7	1,744	11



Finished 146-of-255 for 1,744 yards and 11 TDs ... best performance of the year came in the season finale at Tulsa, going 20-of-37 for 371 yards and three touchdowns ... had TD tosses of 38, 82 and 70 yards ... also had his first career reception and receiving TD thanks to a 29-yard throwback from TE Tyler Cogswell.

RUSHING

7

RB TION GREEN

Senior - Sanford, Florida

RSH	YDS	TD	LG	YPG
159	743	2	27	61.9



Won the Brig Owens Outstanding Offensive Back honor ... carried 159 times in 2016, tallying 743 yards and a pair of TDs ... also caught 29 balls out of the backfield for 129 yards and returned three kicks for 54 yards ... a true all-purpose back, Green contributed on every UC special teams unit ... wore Isaiah Pead's #23 jersey for the season finale at Tulsa.

RECEIVING

21

WR DEVIN GRAY

Junior - Sparks, Nevada

REC	YDS	TD	LG	YPG
58	860	5	82	71.7



Tabbed as UC's Newcomer of the Year ... burst onto the UC scene in 2016, becoming the first UC wideout in 129 years to tally 100 or more receiving yards in his Bearcats debut ... hauled in a team-high 58 receptions for 860 yards and five TDs, averaging 14.8 yards per catch ... led UC in receiving in five games, breaking the 100-yard mark on three occasions.

SCORING

34	K JOSH PASLEY Jr. - Lenexa, Kansas		
FG	XP	PTS	
11-17	17-20	50	



Walk-on kicker earned his first letter and stepped in as UC's primary placekicker after Andrew Gantz missed almost all of the season with a hip injury ... led UC in scoring with 50 points, connecting on 11 of 17 field goals and 17 of 20 point after tries ... had a pair of three field-goal games ... made his first two collegiate field goals against Miami (Ohio).

TACKLES

23 LB **ERIC WILSON**
Senior - Redford, Michigan

UA	A	TOT	TFL	INT
60	69	129	7.5	0



Named the Claude Rost Sr. Most Valuable Player after leading UC & AAC in tackles, averaging 10.8 stops per game ... first-Team All-American Athletic Conference honoree finished with double-digit stops in eight games, including a season-high 16 tackles against East Carolina ... had first back-to-back 100 tackles season for a UC player since Greg Blair in 2012-13.

INTERCEPTIONS

5

LB MIKE TYSON

Senior - Norfolk, Virginia

INT	YDS	PBU	TCK	TFL
5	31	5	46	4.5



Tabbed as the UC Jim Kelly Sr. Spirit Award winner ... saw action in 10 games with 10 starts at nickel back ... recorded 46 tackles on the season, a team-high five interceptions and 4.5 tackles for a loss ... Tyson's five interceptions ranked among the top-10 in the NCAA FBS and were the most for a UC player since DeAngelo Smith tallied eight in 2007.

// CLEVER HEADLINE GOES HERE

- » In the season finale at Tulsa, UC played its first overtime game since a 2013 overtime loss to Louisville and its 13th extra time contest overall.
- » UC is 6-7 all time in OT games, 3-5 in games that go one OT, 3-5 on the road and 3-6 in conference OT games.
- » UC finished the season with a losing record and will miss a bowl game for the first time since 2010.
- » UC ended the season on a five-game losing streak and dropped seven of their final eight games. Seven of the team's eight losses came in conference play.

// AN OFFENSIVE THANKSGIVING IN TULSA

- » UC's 17 first-quarter points at Tulsa was its highest total from any quarter in the 2016 season and more total points than the Bearcats scored in six games this season and surpassed UC's 13-point scoring total from the previous three games.
- » UC's 24 first-half points were its most points in any half this season and UC's 37 points was its second-best output of the year, behind the 38 points scored at Purdue.
- » Entering the game, UC had scored only 25 points in three road conference games in 2016.
- » UC's 303 yards of total offense in the first half surpassed its total yards in three of the last four games.
- » UC set a season high with 534 yards of total offense, surpassing the 513 set against East Carolina.

// A GLIMPSE OF THE FUTURE

- » Of UC's 21 receptions in Tulsa, 14 were caught by players who return to the team in 2017.

// ONE-MAN SHOW

- » WR Thomas Geddis caught a 38-yard TD reception to put UC on the board with 8:31 in the first quarter.
- » It was his first career TD reception and a career-long catch. The true freshman entered the game with one reception for 14 yards.
- » Geddis had two catches for a career best 86 yards and TD in the first half and finished with his first career 100-yard game, hauling in three balls for 104 yards and TD.

// DUSTING OFF A CLASSIC

- » TE Tyler Cogswell, a former HS QB, completed a 29-yard throwback pass to QB Hayden Moore in the first quarter.
- » It was the first career pass and passing TD for Cogswell and the first career reception and receiving TD for Moore.
- » The last time a non-QB threw a TD was RB Tion Green completing a 1-yard TD pass to DJ Dowdy at BYU in 2015.

// COMING ON STRONG

- » DT Marquise Copeland had eight tackles in the season finale at Tulsa and tallied 39 of his 59 tackles in the final six games.

// WELCOME TO THE SHOW

- » QB Hayden Moore threw an 82-yard TD strike to WR Devin Gray with 9:56 left in the second quarter at Tulsa.
- » It was the UC's longest play from scrimmage in 2016, a career-long pass for Moore and a career-long reception for Gray.
- » It was UC's longest scoring play and play from scrimmage since an 88-yard TD pass from QB Gunner Kiel to WR Mekale McKay vs. Temple in 2015.
- » Moore finished the game 20-of-37 for a season-high 371 yards and three TDs.

- » Gray tallied three catches for 110 yards and a TD in the first half, his third career 100-yard game and only one off his single-game career best of 111 yards in the 2016 opener vs. UT Martin.
- » He finished with five catches for 143 yards and a TD.

// NOT TO BE OUTDONE ...

- » WR Jerron Rollins caught a 70-yard TD pass from QB Hayden Moore in the third quarter at Tulsa, his first career TD.
- » Rollins had caught four balls this season for 15 yards entering the game. He had three catches for 84 yards.

// YOU GIVETH, WE TAKETH

- » UC had three takeaways in the season finale at Tulsa, a fumble recovery and two interceptions.
- » UC finished 2016 with 24 takeaways (17 INT/7 FR) and 21 sacks after forcing only 14 takeaways (9 INT/5 FR) and 13 sacks during the 2015 season.
- » UC forced at least one turnover in 10 of 12 games and finished 57th in the FBS turnover margin rankings, a 67-place jump over 2015 when the Bearcats were one of the worst teams in the FBS (124).
- » UC tied for 20th in the FBS in turnovers gained.

// SENIOR SEND-OFF

- » UC honored its 17-member senior class prior to the Friday night game against Memphis.
- » The class includes: DT Hakeem Allonce, C Deyshawn Bond, LB Franklin Brusciannelli, RB Deionte Buckley, DT Chris Burton, WR Nate Cole, TE DJ Dowdy, S Zach Edwards, S RB Tion Green, QB Gunner Kiel, LB Antonio Kinard, OG Ryan Leahy, DT Alex Pace, OG Idarius Ray, DT Sione Tongamoa, S Mike Tyson and LB Eric Wilson.

// GETTING EXPLOSIVE

- » One of the biggest differences from 2015's record-setting offense to the 2016 team is explosive plays.
- » UC had 115 plays of 20 or more yards in 2015, with 18 going for TDs. In 2016, UC had 62 explosive plays and eight Touchdowns.

LONG PLAYS BY TYPE	2015	2016
Rushing	19/2	5/1
Passing	69/16	36/8
Punt returns	2/0	1/0
Kick returns	24/0	13/0
Interceptions	1/0	6/1
Fumble returns	0/0	1/0
Other	0/0	0/0
TOTAL	115/18	62/10

// FINALLY A DRIZZLE!

- » UC went 20:08 of game time between touchdowns, spanning 14 quarters from the second half of the Temple game to the fourth quarter against Memphis.
- » A 10-yard pass from Hayden Moore to Devin Gray snapped the drought with 13:13 against the Tigers.

// REMEMBERING A LEGENDARY VOICE

- » The Bearcats' opening drive of the BYU game was played without public announcements. This was done to honor long-time public address announcer Paul Bailey, the 10-year voice of the Bearcats who passed away unexpectedly the previous week. UC drove 59 yards on seven plays with Josh Pasley kicking a 23-yard field goal.

// THE GOOD & THE BAD

- » Comparing numbers from UC's final 2015 and 2016 NCAA ranks, you see stark improvements and fall offs.
- » The biggest gains were marked by the 85-place improvement in turnovers gained and 67-place jump in turnover margin where a year ago, UC was one of the worst teams in the FBS.
- » The offense was not as explosive and scored less than the record-setting group from 2015, but UC has improved its red zone offense.
- » The defense was down statistically in some areas, but has improved its numbers in nearly every category.
- » On special teams, UC improved its kick return game and kickoff coverage.

CATEGORY	2015	2016	+/-
Total Offense	6	99	-93
Rushing Offense	57	118	-61
Passing Offense	6	45	-39
Passing Efficiency	33	92	-59
Red Zone Offense	86	85	+1
Scoring Offense	38	120	-82
Total Defense	78	73	+5
Rushing Defense	90	75	+15
Passing Defense	58	72	-14
Passing Efficiency Def.	73	60	+13
Red Zone Defense	80	35	+45
Scoring Defense	69	54	+16
Team Sacks	124	100	+24
Team TFLs	116	60	+56
Net Punting	21	96	-75
Punt Returns	53	94	-41
Punt Return Defense	79	103	-35
Kickoff Coverage	120	71	+49
Kickoff Returns	90	83	+7
Turnover Margin	124	57	+67
Turnovers Gained	105	20	+85
Turnovers Lost	124	102	+22

// WHAT'S THE OPPOSITE OF PLENTIFUL?

- » UC totaled 13 points in three games spanning BYU-UCF-Memphis and was been held under 10 points four times in 2016. The last time UC failed to hit double digits in four games during a season was 1994.
- » It's the fewest points (13) for UC in consecutive games since the Bearcats tallied 16 points in the final five games of the 1989 season. From Oct. 21 to Nov. 18, UC lost 69-3 at West Virginia, 31-0 at Akron, 31-0 at Kentucky, 13-10 vs. Morehead State and 56-3 against Northern Illinois.

// BREAKING OUT

- » WR Kahlil Lewis set career highs against East Carolina with 11 catches for 150 yards and three TDs.
- » He is UC's first receiver with three receiving TDs in a game since Chris Moore had three at Ohio State on Sept. 27, 2014.
- » Lewis was the first UC WR to tally 150 or more yards in a game since Moore and Max Morrison had 153- and 162-yards receiving, respectively, at Memphis in 2015.

2017 CINCINNATI FOOTBALL

2016 STATISTICS

OVERALL: 4-8			AMERICAN: 1-7			HOME: 3-4			AWAY: 1-4			NEUTRAL: 0-0		
TEAM STATISTICS			Cincinnati	Opponent	SCORE BY QUARTERS									
					1st	2nd	3rd	4th	OT	Total				
SCORING			232	323	Cincinnati	50	83	35	61	3	232			
Points Per Game			19.3	26.9	Opponents	77	69	77	94	6	323			
Points Off Turnovers			71	80										
FIRST DOWNS			232	287	INDIVIDUAL STATISTICS									
					RUSHING	GP	Att	Gain	Loss	Net	Avg	TD	Long	Avg/G
Rushing			76	133	GREEN, Tion	12	159	757	14	743	4.7	2	27	61.9
Passing			143	136	BOONE, Mike	9	105	410	22	388	3.7	2	18	43.1
Penalty			13	18	LEWIS, Kahlil	12	9	112	5	107	11.9	0	79	8.9
RUSHING YARDAGE			1418	2275	BUCKLEY, Deionte	12	19	99	2	97	5.1	0	15	8.1
Yards gained rushing			1690	2523	MOORE, Hayden	7	53	183	138	45	0.8	2	23	6.4
Yards lost rushing			272	248	BANSCHBACH, Chad	10	9	27	0	27	3.0	0	8	2.7
Rushing Attempts			397	562	TRAIL, Ross	4	19	55	41	14	0.7	2	12	3.5
Average Per Rush			3.6	4.0	JOHNSON, Avery	10	2	10	0	10	5.0	0	9	1.0
Average Per Game			118.2	189.6	BOOSE, Taylor	4	2	9	0	9	4.5	0	5	2.2
TDs Rushing			8	17	ROLLINS, Jerron	11	1	3	0	3	3.0	0	3	0.3
PASSING YARDAGE			3071	2799	GRAY, Devin	12	3	5	7	-2	-0.7	0	3	-0.2
Comp-Att-Int			259-453-15	239-389-17	DEGUARA, Josiah	12	1	0	2	-2	-2.0	0	0	-0.2
Average Per Pass			6.8	7.2	KIEL, Gunner	6	7	20	24	-4	-0.6	0	6	-0.7
Average Per Catch			11.9	11.7	TOTAL	12	397	1690	272	1418	3.6	8	79	118.2
Average Per Game			255.9	233.2	OPPONENTS	12	562	2523	248	2275	4.0	17	67	189.6
TDs Passing			19	18										
TOTAL OFFENSE			4489	5074										
Total Plays			850	951	PASSING	6	Effic	Cmp-Att-Int	Pct	Yds	TD	Lng	Avg/G	
Average Per Play			5.3	5.3	MOORE, Hayden	7	123.45	146-255-7	57.3	1744	11	82	249.1	
Average Per Game			374.1	422.8	KIEL, Gunner	6	117.59	66-127-2	52.0	804	6	54	134.0	
KICK RETURNS: #-Yards			36-716	35-726	TRAIL, Ross	4	112.57	46-70-6	65.7	494	1	36	123.5	
PUNT RETURNS: #-Yards			15-92	13-138	COGSWELL, Tyler	12	673.60	1-1-0	100.0	29	1	29	2.4	
INT RETURNS: #-Yards			17-218	15-227	TOTAL	12	121.34	259-453-15	57.2	3071	19	82	255.9	
KICK RETURN AVERAGE			19.9	20.7	OPPONENTS	12	128.41	239-389-17	61.4	2799	18	59	233.2	
PUNT RETURN AVERAGE			6.1	10.6										
INT RETURN AVERAGE			12.8	15.1	RECEIVING	6	No.	Yds	Avg	TD	Long	Avg/G		
FUMBLES-LOST			16-8	15-7	GRAY, Devin	12	58	860	14.8	5	82	71.7		
PENALTIES-Yards			55-544	60-538	COLE, Nate	12	57	518	9.1	4	28	43.2		
Average Per Game			45.3	44.8	LEWIS, Kahlil	12	48	605	12.6	5	47	50.4		
PUNTS-Yards			69-2673	56-2242	GREEN, Tion	12	29	167	5.8	0	20	13.9		
Average Per Punt			38.7	40.0	BOONE, Mike	9	20	249	12.4	0	54	27.7		
Net punt average			35.9	38.0	JOHNSON, Avery	10	8	123	15.4	0	28	12.3		
KICKOFFS-Yards			53-3154	66-4080	GEDDIS, Thomas	8	7	139	19.9	1	48	17.4		
Average Per Kick			59.5	61.8	ROLLINS, Jerron	11	7	99	14.1	1	70	9.0		
Net kick average			39.2	40.0	JOHNSON, Tshumbi	9	6	104	17.3	0	52	11.6		
TIME OF POSSESSION/Game			26:30	33:30	BEARD, Brayden	12	5	34	6.8	0	13	2.8		
3RD-DOWN Conversions			69/182	93/194	DEGUARA, Josiah	12	4	47	11.8	0	28	3.9		
3rd-Down Pct			38%	48%	DOWDY, DJ	12	4	44	11.0	2	20	3.7		
4TH-DOWN Conversions			7/17	11/18	BANSCHBACH, Chad	10	3	11	3.7	0	7	1.1		
4th-Down Pct			41%	61%	COGSWELL, Tyler	12	2	42	21.0	0	29	3.5		
SACKS BY-Yards			19-120	26-172	MOORE, Hayden	7	1	29	29.0	1	29	4.1		
MISC YARDS			0	0	TOTAL	12	259	3071	11.9	19	82	255.9		
TOUCHDOWNS SCORED			28	39	OPPONENTS	12	239	2799	11.7	18	59	233.2		
FIELD GOALS-ATTEMPTS			13-19	17-22	TEAM STATISTICS			Cincinnati	Opponent					
ON-SIDE KICKS			0-0	0-0	ATTENDANCE			235095	135896					
RED-ZONE SCORES			[30-37] 81%	[40-51] 78%	Games/Avg Per Game			7/33585	5/27179					
RED-ZONE TOUCHDOWNS			[19-37] 51%	[23-51] 45%	Neutral Site Games				0/0					
PAT-ATTEMPTS			[23-26] 88%	[36-36] 100%										

2017 CINCINNATI FOOTBALL

2016 STATISTICS

OVERALL: **4-8** AMERICAN: **1-7** HOME: **3-4** AWAY: **1-4** NEUTRAL: **0-0**

----- PATs -----									
SCORING	TD	FGs	Kick	Rush	Rcv	Pass	DXP	Saf	Points
PASLEY, Josh	0	11-17	17-20	0-0	0	0-0	0	0	50
GRAY, Devin	5	0-0	0-0	0-0	0	0-0	0	0	30
LEWIS, Kahlil	5	0-0	0-0	0-0	0	0-0	0	0	30
COLE, Nate	4	0-0	0-0	0-0	0	0-0	0	0	24
MOORE, Hayden	3	0-0	0-0	0-0	0	1-2	0	0	18
DOWDY, DJ	2	0-0	0-0	0-0	1	0-0	0	0	14
GANTZ, Andrew	0	2-2	6-6	0-0	0	0-0	0	0	12
TRAIL, Ross	2	0-0	0-0	0-0	0	0-0	0	0	12
BOONE, Mike	2	0-0	0-0	0-0	0	0-0	0	0	12
GREEN, Tion	2	0-0	0-0	0-0	0	0-0	0	0	12
ROLLINS, Jerron	1	0-0	0-0	0-0	0	0-0	0	0	6
GILBERT, Tyrell	1	0-0	0-0	0-0	0	0-0	0	0	6
GEDDIS, Thomas	1	0-0	0-0	0-0	0	0-0	0	0	6
TOTAL	28	13-19	23-26	0-0	1	1-2	0	0	232
OPPONENTS	39	17-22	36-36	0-0	0	0-2	0	1	323

TOTAL OFFENSE	G	Plays	Rush	Pass	Total	Avg/G
MOORE, Hayden	7	308	45	1744	1789	255.6
KIEL, Gunner	6	134	-4	804	800	133.3
GREEN, Tion	12	159	743	0	743	61.9
TRAIL, Ross	4	89	14	494	508	127.0
BOONE, Mike	9	105	388	0	388	43.1
LEWIS, Kahlil	12	9	107	0	107	8.9
BUCKLEY, Deionte	12	19	97	0	97	8.1
COGSWELL, Tyler	12	1	0	29	29	2.4
BANSCHBACH, Chad	10	9	27	0	27	2.7
JOHNSON, Avery	10	2	10	0	10	1.0
BOOSE, Taylor	4	2	9	0	9	2.2
ROLLINS, Jerron	11	1	3	0	3	0.3
GRAY, Devin	12	3	-2	0	-2	-0.2
DEGUARA, Josiah	12	1	-2	0	-2	-0.2
TOTAL	12	850	1418	3071	4489	374.1
OPPONENTS	12	951	2275	2799	5074	422.8

PUNT RETURNS	No.	Yds	Avg	TD	Long
BEARD, Brayden	14	77	5.5	0	20
GRAY, Devin	1	15	15.0	0	15
TOTAL	15	92	6.1	0	20
OPPONENTS	13	138	10.6	1	30

INTERCEPTIONS	No.	Yds	Avg	TD	Long
TYSON, Mike	5	31	6.2	0	27
THOMAS, Alex	4	47	11.8	0	25
GILBERT, Tyrell	3	119	39.7	1	58
STEPHENS, Linden	2	6	3.0	0	13
COLEMAN, Grant	1	11	11.0	0	11
BROUGHTON, Cortez	1	-2	-2.0	0	0
EDWARDS, Zach	1	6	6.0	0	6
TOTAL	17	218	12.8	1	58
OPPONENTS	15	227	15.1	3	74

KICK RETURNS	No.	Yds	Avg	TD	Long
BOONE, Mike	21	506	24.1	0	60
LEWIS, Kahlil	6	98	16.3	0	24
GREEN, Tion	3	54	18.0	0	21
BEARD, Brayden	3	31	10.3	0	16
JOHNSON, Avery	1	14	14.0	0	14
BANSCHBACH, Chad	1	-5	-5.0	0	0
ROLLINS, Jerron	1	18	18.0	0	18
TOTAL	36	716	19.9	0	60
OPPONENTS	35	726	20.7	0	94

FUMBLE RETURNS	No.	Yds	Avg	TD	Long
COLEMAN, Grant	1	53	53.0	0	53
TOTAL	1	53	53.0	0	53
OPPONENTS	0	0	0.0	0	0

2017 CINCINNATI FOOTBALL

2016 STATISTICS

OVERALL: **4-8**

AMERICAN: **1-7**

HOME: **3-4**

AWAY: **1-4**

NEUTRAL: **0-0**

FIELD GOALS	M-A	Pct	01-19	20-29	30-39	40-49	50+	Lg	Blk
PASLEY, Josh	11-17	64.7	0-0	6-7	3-5	2-5	0-0	43	1
GANTZ, Andrew	2-2	100.0	0-0	1-1	1-1	0-0	0-0	37	0

PUNTING	No.	Yds	Avg	Long	TB	FC	I20	50+	Blkd
GERACI, Sam	66	2641	40.0	55	3	37	31	2	2
TEAM	2	8	4.0	8	0	0	0	0	0
MOORE, Hayden	1	24	24.0	24	0	0	0	0	0
TOTAL	69	2673	38.7	55	3	37	31	2	2
OPPONENTS	56	2242	40.0	55	1	17	25	7	0

KICKOFFS	No.	Yds	Avg	TB	OB	Retn	Net	YdLn
JONES, Ryan	53	3154	59.5	14	2			
TOTAL	53	3154	59.5	14	2	726	39.2	25
OPPONENTS	66	4080	61.8	29	1	716	40.0	25

ALL PURPOSE	G	Rush	Rec	PR	KOR	IR	Tot	Avg/G
BOONE, Mike	9	388	249	0	506	0	1143	127.0
GREEN, Tion	12	743	167	0	54	0	964	80.3
GRAY, Devin	12	-2	860	15	0	0	873	72.8
LEWIS, Kahlil	12	107	605	0	98	0	810	67.5
COLE, Nate	12	0	518	0	0	0	518	43.2
JOHNSON, Avery	10	10	123	0	14	0	147	14.7
BEARD, Brayden	12	0	34	77	31	0	142	11.8
GEDDIS, Thomas	8	0	139	0	0	0	139	17.4
ROLLINS, Jerron	11	3	99	0	18	0	120	10.9
GILBERT, Tyrell	10	0	0	0	0	119	119	11.9
JOHNSON, Tshumbi	9	0	104	0	0	0	104	11.6
BUCKLEY, Deionte	12	97	0	0	0	0	97	8.1
MOORE, Hayden	7	45	29	0	0	0	74	10.6
THOMAS, Alex	12	0	0	0	0	47	47	3.9
DEGUARA, Josiah	12	-2	47	0	0	0	45	3.8
DOWDY, DJ	12	0	44	0	0	0	44	3.7
COGSWELL, Tyler	12	0	42	0	0	0	42	3.5
BANSCHBACH, Chad	10	27	11	0	-5	0	33	3.3
TYSON, Mike	10	0	0	0	0	31	31	3.1
TRAIL, Ross	4	14	0	0	0	0	14	3.5
COLEMAN, Grant	12	0	0	0	0	11	11	0.9
BOOSE, Taylor	4	9	0	0	0	0	9	2.2
EDWARDS, Zach	11	0	0	0	0	6	6	0.5
STEPHENS, Linden	12	0	0	0	0	6	6	0.5
BROUGHTON, Cortez	12	0	0	0	0	-2	-2	-0.2
KIEL, Gunner	6	-4	0	0	0	0	-4	-0.7
TOTAL	12	1418	3071	92	716	218	5515	459.6
OPPONENTS	12	2275	2799	138	726	227	6165	513.8

// FIELD GOALS (MADE) MISSED

FG SEQUENCE	CINCINNATI	OPPONENTS
UT MARTIN	24	37, 31
at Purdue	[26]	28
HOUSTON *	[37]	[32]
MIAMI [OHIO]	[28],42,[23]	[26],[35]
USF *	48	[26]
at UConn *	[25],[43],[26]	52,[30],[23]
EAST CAROLINA *	39,[42]	[26],[37]
at Temple *	-	[26],[27]
BYU	[23],39	[28],[19]
at UCF *	[38],47	[22],48
MEMPHIS *	-	[37],[32]
at Tulsa *	[23],[39],[33]	[24],[22]

// TURNOVERS

Takeaways	24 [17 Interceptions, 7 Fumble Recoveries]
Turnovers	23 [15 Interceptions, 8 Fumbles]
Points Off Turnovers	
Cincinnati	71
Opponents	80
Points Off Turnovers/Game	
Cincinnati	5.9
Opponents	6.7

// RED ZONE

UC Red Zone Entries	30 of 37 (81.1%)
Scores	30 (19 TDs, 7 Rush TDs, 12 Pass TDs 11 FGs)
Non-Scores	7 (2 FGA, 5 Downs, 0 INT, 0 Fum., 0 Half)
Opponent Red Zone Entries	40 of 51 (78.4%)
Scores	40 (23 TDs, 15 Rush TDs, 8 Pass TDs, 17 FGs)
Non-Scores	11 (3 FGA, 1 Downs, 3 INT, 2 Fum., 2 Half)

// KICKOFFS

Kickoffs	53 - 3,154 Yards [59.5]
Touchbacks	14
Opponent Kickoff Returns	35 - 726 yards [20.7]
Out of Bounds	2
Average Opponent Drive Start	25-yard line

2017 CINCINNATI FOOTBALL

2016 STATISTICS

OVERALL: **4-8**

AMERICAN: **1-7**

HOME: **3-4**

AWAY: **1-4**

NEUTRAL: **0-0**

DEFENSE	TACKLES					SACKS		PASS DEF		FUMBLES		BLKD	
	GP-GS	Solo	Ast	Total	TFL/Yds	No-Yards	Int-Yds	BrUp	QBH	Rcv-Yds	FF	Kick	Saf
23 WILSON, Eric	12	60	69	129	7.5-26	3.0-17	.	2	.	2-0	1	.	.
4 EDWARDS, Zach	11	55	38	93	4.5-8	1.0-2	1-6	5
42 KINARD, Antonio	12	35	58	93	7.5-26	1.5-13	.	2
44 COPELAND, Marquise	12	18	41	59	4.5-13	1.0-9	.	1	1	.	2	.	.
48 MOUHON, Kevin	12	22	28	50	9.5-24	1.0-1	.	2	3	.	1	.	.
5 TYSON, Mike	10	29	17	46	4.5-15	.	5-31	5
20 JACOBS, Carter	11	23	20	43	0.5-1	.	.	1	.	.	2	.	.
46 YOUNG, Perry	12	24	18	42	1.5-1	.	.	1
96 BROUGHTON, Cortez	12	21	21	42	5.0-29	2.5-23	1--2	2	1
2 GILBERT, Tyrell	10	24	16	40	.	.	3-119	2	.	1-0	2	.	.
51 FITZ, Kimoni	12	17	20	37	3.0-11	1.5-7	.	.	1
9 STEPHENS, Linden	12	24	12	36	.	.	2-6	7
24 CLEMENTS, Malik	12	15	21	36	.	.	.	1
99 PACE, Alex	12	15	19	34	6.0-20	1.5-14	.	.	2	1-0	.	.	.
13 COLEMAN, Grant	12	20	11	31	1.0-1	.	1-11	1	.	1-53	1	.	.
33 MINOR, Jaylyn	10	10	19	29	2.0-3	1	.	.
95 WRIGHT, Bryan	8	12	16	28	4.0-9
56 WILSON, Mark	12	8	17	25	2.5-3	1.0-1	.	1	1	1-0	1	.	.
10 THOMAS, Alex	12	16	9	25	.	.	4-47	3
94 BURTON, Chris	12	9	8	17	1.5-2	1.0-2	.	.	.	1-0	.	.	.
47 BRAZILE, Landon	8	4	12	16	0.5-1	.	.	1	1
55 ASHWORTH, Caleb	6	8	7	15	3.0-18	2.0-17
50 TONGAMOA, Sione	8	5	6	11	1.0-8	1.0-8
19 PIERCE, Davin	12	8	3	11	1.0-6	1.0-6	.	2
30 MURPHY, Chris	12	5	3	8	.	.	.	1
45 JENKINSON, Bryce	2	2	6	8	0.5-0
98 JOHNSON, Lyndon	3	3	.	3	1
37 DRAPER, Matthew	6	1	2	3
84 COLE, Nate	12	1	2	3
25 BANSCHBACH, Chad	10	2	.	2
59 BOND, Deyshawn	12	.	2	2
41 VINCENT, Jon	12	1	1	2
22 BUCKLEY, Deionte	12	1	1	2
7 GREEN, Tion	12	1	1	2
15 BEARD, Brayden	12	1	.	1
18 COGSWELL, Tyler	12	1	.	1
6 JOHNSON, Tshumbi	9	1	.	1
53 BRUSCIANELLI, Frank	5	.	1	1
9J JONES, Ryan	12	1	.	1
21 GRAY, Devin	12	.	1	1
TOTAL	12	503	526	1029	71-225	19-120	17-218	40	11	7-53	11	.	.
OPPONENTS	12	439	416	855	62.0-252	26-172	15-227	50	12	8-0	11	3	1

// SPECIAL TEAMS TACKLES

Player	Total	KO	Punt
CLEMENTS, Malik	8	6	2
EDWARDS, Zach	7	7	0
WILSON, Eric	5	2	3
PIERCE, Davin	5	5	0
MURPHY, Chris	5	5	0
DRAPER, Matthew	3	3	0

Player	Total	KO	Punt
KINARD, Antonio	3	2	1
STEPHENS, Linden	2	1	1
COLE, Nate	2	2	0
BUCKLEY, Deionte	2	1	1
JACOBS, Carter	2	2	0
BANSCHBACH, Chad	2	2	0

Player	Total	KO	Punt
JONES, Ryan	1	1	0
COGSWELL, Tyler	1	0	1
VINCENT, Jon	1	0	1
ASHWORTH, Caleb	1	1	0
GREEN, Tion	1	0	1
TOTALS	51	40	11



GOBEARCATSFOOTBALL



GOBEARCATSFB

#BEARCATS



GOBEARCATSFB

65

2017 CINCINNATI FOOTBALL

SUPERLATIVES

OVERALL: **4-8**

AMERICAN: **1-7**

HOME: **3-4**

AWAY: **1-4**

NEUTRAL: **0-0**

Rushes	19	BOONE, Mike vs Miami [09/24/16]
Yards Rushing	98	GREEN, Tion vs USF [10/01/16]
TD Rushes	2	MOORE, Hayden at Purdue [09/10/16]
Long Rush	79	LEWIS, Kahlil at Purdue [09/10/16]
Pass attempts	56	MOORE, Hayden at UConn [10/08/16]
Pass completions	29	MOORE, Hayden at UConn [10/08/16]
Yards Passing	371	MOORE, Hayden at Tulsa [11/25/16]
TD Passes	4	KIEL, Gunner vs East Carolina [10/22/16]
Long Pass	82	MOORE, Hayden at Tulsa [11/25/16]
Receptions	11	LEWIS, Kahlil vs East Carolina [10/22/16]
Yards Receiving	150	LEWIS, Kahlil vs East Carolina [10/22/16]
TD Receptions	3	LEWIS, Kahlil vs East Carolina [10/22/16]
Long Reception	82	GRAY, Devin at Tulsa [11/25/16]
Field Goals	3	twice by PASLEY, Josh
Long Field Goal	43	PASLEY, Josh at UConn [10/08/16]
Punts	8	twice by GERACI, Sam
Punting Avg	44.8	GERACI, Sam at Purdue [09/10/16]
Long Punt	55	GERACI, Sam vs Houston [09/15/16]
Punts inside 20	4	four times, by GERACI, Sam
Long Punt Return	20	BEARD, Brayden vs Memphis [11/18/16]
Long Kickoff Return	60	BOONE, Mike at Temple [10/29/16]
Tackles	18	KINARD, Antonio vs Houston [09/15/16]
Sacks	2.0	WILSON, Eric vs UT Martin [09/01/16]
Tackles For Loss	3.0	twice
Interceptions	3	TYSON, Mike at Purdue [09/10/16]

Rushes	39	FLANDERS, J., at Tulsa [11/25/16]
Yards Rushing	197	FLANDERS, J., at Tulsa [11/25/16]
TD Rushes	2	six times
Long Rush	67	NEWSOME, Arkeel, at UConn [10/08/16]
Pass attempts	57	Blough, David, at Purdue [09/10/16]
Pass completions	32	Blough, David, at Purdue [09/10/16]
Yards Passing	401	Blough, David, at Purdue [09/10/16]
TD Passes	3	EVANS, D., at Tulsa [11/25/16]
Long Pass	59	SHIRREFFS, Bry., at UConn [10/08/16]
Receptions	11	JONES, Zay, vs East Carolina [10/22/16]
Yards Receiving	136	Young, at Purdue [09/10/16]
TD Receptions	2	WILLIAMS, Jimmy, vs East Carolina [10/22/16]
Long Reception	59	BEALS, Tyraiq, at UConn [10/08/16]
Field Goals	2	seven times
Long Field Goal	37	twice
Punts	9	HOUSTON, Caleb, at UCF [11/12/16]
Punting Avg	46.3	STARZYK,Alex, at Temple [10/29/16]
Long Punt	55	twoce
Punts inside 20	4	ROY, Dane, vs Houston [09/15/16]
Long Punt Return	30	WILLIAMS, John, vs Memphis [11/18/16]
Long Kickoff Return	94	THOMAS, Maurice, vs Miami [Ohio] [09/24/16]
Tackles	15	HAGENS, vs UT Martin [09/01/16]
Sacks	3.0	CLARKE, Errol, at UCF [11/12/16]
Tackles For Loss	4.0	CLARKE, Errol, at UCF [11/12/16]
Interceptions	2	WILSON, Howard, vs Houston [09/15/16]

// TEAM GAME HIGHS

Rushes	49	vs Miami [Ohio] [09/24/16]
Yards Rushing	262	at Purdue [09/10/16]
Yards Per Rush	5.7	at Purdue [09/10/16]
TD Rushes	3	vs Miami [Ohio] [09/24/16]
Pass attempts	56	at UConn [10/08/16]
Pass completions	29	at UConn [10/08/16]
Yards Passing	400	at Tulsa [11/25/16]
Yards Per Pass	10.5	at Tulsa [11/25/16]
TD Passes	4	twice
Total Plays	87	vs Miami [Ohio] [09/24/16]
Total Offense	534	at Tulsa [11/25/16]
Yards Per Play	7.5	at Tulsa [11/25/16]
Points	38	at Purdue [09/10/16]
Sacks By	5	vs Miami [Ohio] [09/24/16]
First Downs	28	vs Miami [Ohio] [09/24/16]
Penalties	9	vs East Carolina [10/22/16]
Penalty Yards	82	vs East Carolina [10/22/16]
Turnovers	4	vs USF [10/01/16]
Interceptions By	5	at Purdue [09/10/16]
Punts	9	at UCF [11/12/16]
Punting Avg	43.0	vs BYU [11/05/16]
Long Punt	55	vs Houston [09/15/16]
Punts inside 20	4	four times
Long Punt Return	20	vs Memphis [11/18/16]

// OPPONENT TEAM GAME HIGHS

Rushes	65	at Tulsa [11/25/16]
Yards Rushing	306	at Tulsa [11/25/16]
Yards Per Rush	5.0	vs East Carolina [10/22/16]
TD Rushes	5	vs USF [10/01/16]
Pass attempts	57	at Purdue [09/10/16]
Pass completions	32	at Purdue [09/10/16]
Yards Passing	401	at Purdue [09/10/16]
Yards Per Pass	10.5	at Temple [10/29/16]
TD Passes	3	at Tulsa [11/25/16]
Total Plays	104	at Tulsa [11/25/16]
Total Offense	611	at Tulsa [11/25/16]
Yards Per Play	6.1	at Purdue [09/10/16]
Points	45	vs USF [10/01/16]
Sacks By	5	at UCF [11/12/16]
First Downs	35	at Tulsa [11/25/16]
Penalties	12	vs Miami [Ohio] [09/24/16]
Penalty Yards	107	vs Miami [Ohio] [09/24/16]
Turnovers	5	at Purdue [09/10/16]
Interceptions By	3	twice
Punts	9	at UCF [11/12/16]
Punting Avg	46.3	at Temple [10/29/16]
Long Punt	55	twice
Punts inside 20	4	vs Houston [09/15/16]
Long Punt Return	30	vs Memphis [11/18/16]

// MISCELLANEOUS STATISTICS

Game	GIVEAWAYS			TAKEAWAYS			+/-
	Fum	Int	Tot	Fum	Int	Tot	
UT MARTIN	2	1	3	1	2	3	0
at Purdue	0	0	0	0	5	5	+5
HOUSTON *	0	3	3	1	2	3	0
MIAMI (OHIO)	2	1	3	1	1	2	-1
USF *	1	3	4	0	0	0	-4
at UConn *	0	1	1	0	2	2	+1
ECU *	0	0	0	1	2	3	+3
at Temple *	2	0	2	1	0	1	-1
BYU *	0	1	1	0	1	1	0
at UCF *	1	2	3	0	0	0	-3
MEMPHIS *	1	2	3	1	0	1	-2
at Tulsa *	1	2	3	0	0	0	+3

FUMBLES	
Name	No. - Lost
MOORE, Hayden QB.....	6-2
GREEN, Tion RB.....	2-2
TRAIL, Ross QB.....	2-1
BEARD, Brayden WR.....	2-0
BANSCHBACH, C. RB.....	1-1
BUCKLEY, D. RB.....	1-0
KIEL, Gunner QB.....	1-1
COLE, Nate WR.....	1-1

OPENING DRIVES — OFFENSE		
Game	1st	2nd
UT MARTIN	Missed FG	Punt
at Purdue	Punt	FG
HOUSTON *	Punt	Safety
MIAMI (OHIO)	Punt	Fumble
USF *	Punt	Punt
at UConn *	Downs	Punt
ECU *	Punt	Punt
at Temple *	Punt	Punt
BYU *	FG	Missed FG
at UCF *	Punt	Punt
MEMPHIS *	INT	Punt
at Tulsa *	Punt	Punt

OPENING DRIVES — DEFENSE		
Game	1st	2nd
UT MARTIN	TD	Downs
at Purdue	Int.	Punt
HOUSTON *	Punt	Punt
MIAMI (OHIO)	Punt	Punt
USF *	FG	Punt
at UConn *	Punt	TD
ECU *	FG	TD
at Temple *	FG	Punt
BYU *	Downs	TD
at UCF *	Punt	Punt
MEMPHIS *	FG	TD
at Tulsa *	Punt	TD

UC ON COIN FLIPS		
Game	Result	Score
UT MARTIN	W [Kick]	W, 28-7
at Purdue	L [Rcv'd]	W, 38-20
HOUSTON *	L [Rcv'd]	L, 40-16
MIAMI (OHIO)	L [Kick]	W, 27-20
USF *	W [Kick]	L, 45-20
at UConn *	W [Kick]	L, 20-9
ECU *	W [Kick]	W, 31-19
at Temple *	L [Rcv'd]	L, 34-13
BYU *	L [Rcv'd]	L, 20-3
at UCF *	W [Kick]	L, 24-3
MEMPHIS *	L [Kick]	L, 34-7
at Tulsa *	L [Rcv'd]	L,40-37[OT]

2017 CINCINNATI FOOTBALL

GAME-BY-GAME STATISTICS

OVERALL: 4-8			AMERICAN: 1-7			HOME: 3-4			AWAY: 1-4			NEUTRAL: 0-0		
Opponent	Score	Total	First Downs			Rushing Number-Yards	Passing Comp-Att-Int	Total Offense Yards	Plays-Yards	Return Yards	Turn- Overs			
			Rush	Pass	Pen									
UT MARTIN	28-7	22/20	8/12	13/6	1/2	34-140/49-177	21-34-1/12-26-2	260/146	68-400/75-323	78/72	3/3			
at Purdue	38-20	22/29	9/7	12/20	1/2	46-262/25-103	19-32-0/32-57-5	250/401	78-512/82-504	79/44	0/5			
HOUSTON *	16-40	13/28	1/14	11/14	1/0	25-30/57-180	22-39-3/24-36-2	277/326	64-307/93-506	134/218	3/3			
MIAMI (OHIO)	27-20	28/14	12/5	15/8	1/1	49-185/30-65	25-38-2/13-24-1	276/248	87-461/54-313	80/156	3/2			
USF *	20-45	21/25	8/13	11/12	2/0	35-130/48-226	23-41-3/22-33-0	263/228	76-393/81-454	135/108	4/0			
at UConn *	9-20	22/21	2/8	18/10	2/3	22-2/41-188	29-56-1/18-33-2	315/224	78-317/74-412	56/41	1/2			
EAST CAROLINA *	31-19	25/28	12/13	11/13	2/2	35-165/44-221	23-40-0/28-43-2	348/283	75-513/87-504	117/76	0/3			
at Temple *	13-34	10/25	2/16	8/7	0/2	22-67/60-275	15-27-0/12-19-0	119/199	49-186/79-474	176/14	2/1			
BYU *	3-20	16/23	4/12	12/9	0/2	25-96/47-207	19-32-1/15-25-1	199/130	57-295/72-337	102/63	1/1			
at UCF *	3-24	18/19	6/10	11/9	1/0	36-107/43-155	19-42-2/22-34-0	220/150	78-327/77-305	25/108	3/0			
MEMPHIS *	7-34	17/20	7/9	9/10	1/1	35-100/53-172	23-34-2/16-20-0	144/159	69-244/73-331	41/92	3/1			
at Tulsa *	37-40	18/35	5/14	12/18	1/3	33-134/65-306	21-38-0/25-39-2	400/305	71-534/104-611	56/99	0/3			
TOTALS	232-323	232/287	76/133	143/136	13/18	397-1418/562-2275	259-453-15/239-389-17	3071/2799	850-4489/951-5074	1079/1091	23/24			

Opponent	3rd Down	4th Down	Time of	TOP	Avg	Avg	Avg	Punting	Penalties
	Conversions	Conversions	Possession	Margin	Yds/Rush	Yds/Pass	Yds/Play	Number-Avg	Number-Yards
UT MARTIN	5-13/9-16	2-2/0-1	22:54/37:06	-14:12	4.1/3.6	7.6/5.6	5.9/4.3	3-38.7/3-39.3	60/67
at Purdue	13-21/10-17	2-2/1-1	30:17/29:43	0:34	5.7/4.1	7.8/7.0	6.6/6.1	5-40.6/3-31.7	5-45/2-24
HOUSTON *	3-12/11-21	0-1/1-1	21:52/38:08	-16:16	1.2/3.2	7.1/9.1	4.8/5.4	8-41.9/6-34.7	2-15/4-45
MIAMI (OHIO)	8-16/2-11	1-2/0-0	36:29/23:31	12:58	3.8/2.2	7.3/10.3	5.3/5.8	3-39.0/6-35.3	5-60/12-107
USF *	6-16/8-18	0-0/3-3	27:21/32:39	-5:18	3.7/4.7	6.4/6.9	5.2/5.6	6-42.0/6-39.7	4-40/2-21
at UConn *	5-15/7-16	0-2/1-1	24:29/35:31	-11:02	0.1/4.6	5.6/6.8	4.1/5.6	5-38.0/4-39.2	5-57/8-69
EAST CAROLINA *	6-15/8-17	0-1/2-3	29:41/30:19	-0:38	4.7/5.0	8.7/6.6	6.8/5.8	6-37.5/4-37.0	9-82/4-34
at Temple *	5-12/7-14	0-0/1-2	19:37/40:23	-20:46	3.0/4.6	4.4/10.5	3.8/6.0	7-33.0/3-46.3	4-35/3-25
BYU *	4-13/10-16	0-2/1-2	22:03/37:57	-15:54	3.8/4.4	6.2/5.2	5.2/4.7	4-43.0/3-41.3	4-40/5-28
at UCF *	5-19/7-18	0-1/0-1	31:05/28:55	2:10	3.0/3.6	5.2/4.4	4.2/4.0	9-35.9/9-46.0	2-15/4-36
MEMPHIS *	5-14/8-16	1-2/1-2	26:45/33:15	-6:30	2.9/3.2	4.2/7.9	3.5/4.5	6-41.5/4-45.8	5-52/5-45
at Tulsa *	4-16/6-14	1-2/0-1	25:24/34:36	-9:12	4.1/4.7	10.5/7.8	7.5/5.9	7-37.1/5-41.2	5-43/3-37
TOTALS	69-182/93-194	7-17/11-18	317:57/402:03	-84:06	3.6/4.0	6.8/7.2	5.3/5.3	69-38.7/56-40.0	544/538

Note: Game totals are displayed in the format TEAM/OPPONENT for each category

// TIME OF POSSESSION

Date	Opponent	Score	Overall	1st Qtr	2nd Qtr	3rd Qtr	4th Qtr
09/01	UT MARTIN	W, 28-7	22:54	3:42	4:49	7:51	6:32
09/10	at Purdue	W, 38-20	30:17	6:41	6:43	9:04	7:49
09/15	HOUSTON *	L, 16-40	21:52	5:41	6:45	3:18	6:08
09/24	MIAMI (OHIO)	W, 27-20	36:29	9:30	6:17	10:03	10:39
10/01	USF *	L, 20-45	27:21	5:49	9:31	8:11	3:50
10/08	at UConn *	L, 9-20	24:29	7:04	6:35	5:23	5:27
10/22	EAST CAROLINA *	W, 31-19	29:41	6:51	6:19	8:19	8:12
10/29	at Temple *	L, 13-34	19:37	5:38	8:47	2:22	2:50
11/05	BYU *	L, 3-20	22:03	6:41	4:17	6:47	4:18
11/12	at UCF *	L, 3-24	31:05	4:37	8:10	8:46	9:32
11/18	MEMPHIS *	L, 7-34	26:45	4:57	5:35	11:15	4:58
11/25	at Tulsa *	L, 37-40	25:24	7:16	4:14	5:01	8:53
CINCINNATI		Total	317:57	74:27	78:02	86:20	79:08
		Avg.	26:29	6:12	6:30	7:11	6:35
OPPONENTS		Total	402:03	105:33	101:58	93:40	100:52
		Avg.	33:30	8:47	8:29	7:48	8:24



2017 CINCINNATI FOOTBALL

GAME-BY-GAME STATISTICS

OVERALL: 4-8				AMERICAN: 1-7				HOME: 3-4				AWAY: 1-4				NEUTRAL: 0-0						
Date	Opponent	RUSHING				RECEIVING				PASSING				KICK RET				PUNT RET				TOT
		No.	Yds	TD	Lg	No.	Yds	TD	Lg	Cmp-Att-Int	Yds	TD	Lg	No	Yds	TD	Lg	No	Yds	TD	Lg	OFF
09/01	UT MARTIN	34	140	1	23	21	260	2	47	21-34-1	260	2	47	2	27	0	17	0	0	0	0	400
09/10	at Purdue	46	262	2	79	19	250	3	29	19-32-0	250	3	29	2	24	0	19	1	2	0	2	512
09/15	HOUSTON *	25	30	0	10	22	277	2	61	22-39-3	277	2	61	2	48	0	24	0	0	0	0	307
09/24	MIAMI (OHIO)	49	185	3	19	25	276	0	36	25-38-2	276	0	36	4	77	0	34	2	5	0	4	461
10/01	USF *	35	130	2	24	23	263	1	32	23-41-3	263	1	32	6	131	0	39	1	4	0	4	393
10/08	at UConn *	22	2	0	9	29	315	0	27	29-56-1	315	0	27	1	18	0	18	0	0	0	0	317
10/22	EAST CAROLINA *	35	165	0	18	23	348	4	54	23-40-0	348	4	54	4	74	0	28	3	8	0	4	513
10/29	at Temple *	22	67	0	10	15	119	2	19	15-27-0	119	2	19	6	152	0	60	2	24	0	15	186
11/05	BYU *	25	96	0	27	19	199	0	31	19-32-1	199	0	31	4	96	0	37	1	0	0	0	295
11/12	at UCF *	36	107	0	19	19	220	0	52	19-42-2	220	0	52	0	0	0	0	3	25	0	11	327
11/18	MEMPHIS *	35	100	0	15	23	144	1	17	23-34-2	144	1	17	2	21	0	16	1	20	0	20	244
11/25	at Tulsa *	33	134	0	12	21	400	4	82	21-38-0	400	4	82	3	48	0	18	1	4	0	4	534
Totals		397	1418	8	79	259	3071	19	82	259-453-15	3071	19	82	36	716	0	60	15	92	0	20	4489
Opponent		562	2275	17	67	239	2799	18	59	239-389-17	2799	18	59	35	726	0	94	13	138	1	30	5074

Date	Opponent	TACKLES				SACKS	FUMBLE		PASS			BLKD	KICKS	XPTS			Pts
		Solo	Ast	Total	TFL-Yds	No-Yds	FF	FR-Yds	Int-Yds	QBH	Brk	Kick	Att-Mad	Run	Rcv	Saf	
09/01	UT MARTIN	29	60	89	8.0-28	3.0-17	0	1-0	2-51	2	5	0	3-2	0	1	0	28
09/10	at Purdue	46	14	60	4.0-5	0.0-0	1	0-0	5-53	0	2	0	5-5	0	0	0	38
09/15	HOUSTON *	40	64	104	6.0-29	3.0-22	2	1-53	2-33	3	6	0	1-1	0	0	0	16
09/24	MIAMI (OHIO)	28	32	60	8.0-33	5.0-27	1	1-0	1-2	0	3	0	3-3	0	0	0	27
10/01	USF *	46	42	88	6.0-26	1.0-11	0	0-0	0-0	0	4	0	3-2	0	0	0	20
10/08	at UConn *	45	16	61	6.0-7	2.0-3	1	0-0	2-38	1	3	0	0-0	0	0	0	9
10/22	EAST CAROLINA *	42	54	96	4.0-13	0.0-0	2	1-0	2-35	1	4	0	4-4	0	0	0	31
10/29	at Temple *	62	14	76	10.0-38	2.0-24	1	1-0	0-0	0	3	0	2-1	0	0	0	13
11/05	BYU *	23	70	93	3.0-5	0.0-0	0	0-0	1-6	0	3	0	0-0	0	0	0	3
11/12	at UCF *	40	54	94	3.0-14	1.0-5	0	0-0	0-0	3	2	0	0-0	0	0	0	3
11/18	MEMPHIS *	44	48	92	10.0-23	1.0-9	1	1-0	0-0	1	3	0	1-1	0	0	0	7
11/25	at Tulsa *	57	58	115	3.0-4	1.0-2	1	1-0	2-4	0	2	0	4-4	0	0	0	37
Totals		503	526	1029	71.0-225	19.0-120	11	7-53	17-218	11	40	0	26-23	0	1	0	232
Opponent		439	416	855	62.0-252	26.0-172	11	8-0	15-227	12	50	3	36-36	0	0	1	323

		PUNTING									FIELD GOALS			KICKOFFS				
Date	Opponent	No	Yds	Avg	Long	Blkd	TB	FC	50+	I20	Att-Made	Lg	Blkd	No	Yds	Avg	TB	OB
09/01	UT MARTIN	3	116	38.7	41	0	0	2	0	0	1-0	0	0	5	320	64.0	1	0
09/10	at Purdue	5	203	40.6	49	0	0	3	0	1	1-1	26	0	7	412	58.9	2	2
09/15	HOUSTON *	8	335	41.9	55	0	0	5	1	4	1-1	37	0	5	295	59.0	1	0
09/24	MIAMI (OHIO)	3	117	39.0	47	0	0	2	0	1	3-2	28	0	6	346	57.7	1	0
10/01	USF *	6	252	42.0	52	0	1	0	1	2	1-0	0	0	4	231	57.8	1	0
10/08	at UConn *	5	190	38.0	44	0	1	4	0	2	3-3	43	0	4	257	64.2	2	0
10/22	EAST CAROLINA *	6	225	37.5	48	0	0	5	0	4	2-1	42	1	6	355	59.2	1	0
10/29	at Temple *	7	231	33.0	43	1	0	4	0	3	0-0	0	0	3	191	63.7	2	0
11/05	BYU *	4	172	43.0	47	0	0	2	0	3	2-1	23	0	2	126	63.0	1	0
11/12	at UCF *	9	323	35.9	46	1	0	4	0	3	2-1	38	0	2	124	62.0	1	0
11/18	MEMPHIS *	6	249	41.5	44	0	1	3	0	4	0-0	0	0	2	101	50.5	0	0
11/25	at Tulsa *	7	260	37.1	44	0	0	3	0	4	3-3	39	0	7	396	56.6	1	0
	Totals	69	2673	38.7	55	2	3	37	2	31	19-13	43	1	53	3154	59.5	14	2
	Opponent	56	2242	40.0	55	0	1	17	7	25	22-17	37	0	66	4080	61.8	29	1

2017 CINCINNATI FOOTBALL

OPPONENT GAME-BY-GAME STATISTICS

OVERALL: **4-8** AMERICAN: **1-7** HOME: **3-4** AWAY: **1-4** NEUTRAL: **0-0**

Date	Opponent	RUSHING				RECEIVING				PASSING				KICK RET				PUNT RET				TOT
		No.	Yds	TD	Lg	No.	Yds	TD	Lg	Cmp-Att-Int	Yds	TD	Lg	No	Yds	TD	Lg	No	Yds	TD	Lg	OFF
09/01	UT MARTIN	49	177	0	34	12	146	1	23	12-26-2	146	1	23	4	67	0	25	1	5	0	5	323
09/10	at Purdue	25	103	1	20	32	401	2	36	32-57-5	401	2	36	3	39	0	15	1	5	0	5	504
09/15	HOUSTON *	57	180	2	14	24	326	1	39	24-36-2	326	1	39	4	108	0	56	1	8	0	8	506
09/24	MIAMI (OHIO)	30	65	0	20	13	248	2	58	13-24-1	248	2	58	5	156	0	94	0	0	0	0	313
10/01	USF *	48	226	5	49	22	228	0	28	22-33-0	228	0	28	3	64	0	38	3	27	0	10	454
10/08	at UConn *	41	188	0	67	18	224	2	59	18-33-2	224	2	59	2	35	0	19	0	0	0	0	412
10/22	EAST CAROLINA *	44	221	0	15	28	283	2	39	28-43-2	283	2	39	4	76	0	22	0	0	0	0	504
10/29	at Temple *	60	275	2	56	12	199	2	40	12-19-0	199	2	40	1	14	0	14	0	0	0	0	474
11/05	BYU *	47	207	2	16	15	130	0	43	15-25-1	130	0	43	1	26	0	26	0	0	0	0	337
11/12	at UCF *	43	155	1	25	22	150	1	21	22-34-0	150	1	21	1	17	0	17	3	55	1	23	305
11/18	MEMPHIS *	53	172	2	16	16	159	2	22	16-20-0	159	2	22	2	28	0	24	2	35	0	30	331
11/25	at Tulsa *	65	306	2	25	25	305	3	47	25-39-2	305	3	47	5	96	0	34	2	3	0	5	611
OPPONENT TOTALS		562	2275	17	67	239	2799	18	59	239-389-17	2799	18	59	35	726	0	94	13	138	1	30	5074
CINCINNATI		397	1418	8	79	259	3071	19	82	259-453-15	3071	19	82	36	716	0	60	15	92	0	20	4489

Date	Opponent	TACKLES				SACKS	FUMBLE		PASS			BLKD	KICKS	XPTS			Pts
		Solo	Ast	Total	TFL-Yds	No-Yds	FF	FR-Yds	Int-Yds	QBH	Brk	Kick	Att-Mad	Run	Rcv	Saf	
09/01	UT MARTIN	26	52	78	6.0-24	1.0-8	2	2-0	1-0	1	5	0	1-1	0	0	0	7
09/10	at Purdue	46	22	68	3.0-7	1.0-4	0	0-0	0-0	0	2	0	2-2	0	0	0	20
09/15	HOUSTON *	33	32	65	5.0-24	3.0-21	0	0-0	3-102	0	6	0	5-5	0	0	1	40
09/24	MIAMI (OHIO)	49	44	93	4.0-21	3.0-20	1	1-0	2-0	0	2	0	2-2	0	0	0	20
10/01	USF *	39	46	85	7.0-25	2.0-15	2	1-0	3-17	0	3	0	6-6	0	0	0	45
10/08	at UConn *	39	18	57	5.0-16	3.0-13	0	0-0	1-6	3	8	0	2-2	0	0	0	20
10/22	EAST CAROLINA *	28	58	86	2.0-5	0.0-0	0	0-0	0-0	0	3	1	1-1	0	0	0	19
10/29	at Temple *	38	8	46	4.0-14	1.0-8	1	2-0	0-0	0	3	1	4-4	0	0	0	34
11/05	BYU *	24	40	64	3.0-20	2.0-16	0	0-0	1-37	0	6	0	2-2	0	0	0	20
11/12	at UCF *	45	26	71	9.0-41	5.0-33	3	1-0	2-36	5	9	1	3-3	0	0	0	24
11/18	MEMPHIS *	39	34	73	8.0-45	4.0-31	1	1-0	2-29	1	0	0	4-4	0	0	0	34
11/25	at Tulsa *	33	36	69	6.0-10	1.0-3	1	0-0	0-0	2	3	0	4-4	0	0	0	40
OPPONENT TOTALS		406	380	786	56.0-242	25.0-169	10	8-0	15-227	10	47	3	32-32	0	0	1	283
CINCINNATI		503	526	1029	71.0-225	19.0-120	11	7-53	17-218	11	40	0	26-23	0	1	0	232

PUNTING											FIELD GOALS			KICKOFFS				
Date	Opponent	No	Yds	Avg	Long	Blkd	TB	FC	50+	I20	Att-Made	Lg	Blkd	No	Yds	Avg	TB	OB
09/01	UT MARTIN	3	118	39.3	43	0	0	0	0	2	2-0	0	0	2	103	51.5	0	0
09/10	at Purdue	3	95	31.7	40	0	0	0	0	2	1-0	0	0	4	246	61.5	2	0
09/15	HOUSTON *	6	208	34.7	41	0	0	4	0	4	1-1	32	0	7	449	64.1	5	0
09/24	MIAMI (OHIO)	6	212	35.3	49	0	0	1	0	2	2-2	35	0	5	322	64.4	1	0
10/01	USF *	6	238	39.7	49	0	0	1	0	3	1-1	26	0	8	476	59.5	2	0
10/08	at UConn *	4	157	39.2	45	0	0	2	0	3	3-2	30	0	5	325	65.0	4	0
10/22	EAST CAROLINA *	4	148	37.0	40	0	0	0	0	1	2-2	37	0	5	320	64.0	1	0
10/29	at Temple *	3	139	46.3	51	0	0	0	1	1	2-2	27	0	7	413	59.0	1	0
11/05	BYU *	3	124	41.3	46	0	0	2	0	2	2-2	28	0	5	319	63.8	0	1
11/12	at UCF *	9	414	46.0	54	0	1	4	4	3	2-1	22	0	5	325	65.0	5	0
11/18	MEMPHIS *	4	183	45.8	55	0	0	2	1	0	2-2	37	0	7	420	60.0	5	0
11/25	at Tulsa *	5	206	41.2	55	0	0	1	1	2	2-2	24	0	6	362	60.3	3	0
	OPPONENT TOTALS	56	2242	40.0	55	0	1	17	7	25	22-17	37	0	66	4080	61.8	29	1
	CINCINNATI	69	2673	38.7	55	2	3	37	2	31	19-13	43	1	53	3154	59.5	14	2



2017 CINCINNATI FOOTBALL

INDIVIDUAL GAME-BY-GAME STATISTICS

OVERALL: 4-8		AMERICAN: 1-7				HOME: 3-4		AWAY: 1-4		NEUTRAL: 0-0			
PASSING													
#8 MOORE, Hayden		Att	Comp	Int	Pct	Yards	TD	Long	Sack	Yds	Effic		
UT Martin		34	21	1	61.8	260	2	47	1	8	139.5		
Purdue		32	19	0	59.4	250	3	29	1	4	155.9		
Houston		37	21	2	56.8	275	2	61	3	21	126.2		
UConn		56	29	1	51.8	315	0	27	3	13	95.5		
UCF		25	13	1	52.0	129	0	30	5	33	87.3		
Memphis		34	23	2	67.6	144	1	17	4	31	101.2		
Tulsa		37	20	0	54.1	371	3	82	1	3	165.0		
TOTALS		255	146	7	57.3	1744	11	82	18	113	123.4		
#12 TRAIL, Ross		Att	Comp	Int	Pct	Yards	TD	Long	Sack	Yds	Effic		
Houston		2	1	1	50.0	2	0	2	0	0	-41.6		
Miami (Ohio)		38	25	2	65.8	276	0	36	3	20	116.3		
USF		30	20	3	66.7	216	1	28	2	15	118.1		
TOTALS		70	46	6	65.7	494	1	36	5	35	112.6		
#11 KIEL, Gunner		Att	Comp	Int	Pct	Yards	TD	Long	Sack	Yds	Effic		
USF		11	3	0	27.3	47	0	32	0	0	63.2		
East Carolina		40	23	0	57.5	348	4	54	0	0	163.6		
Temple		27	15	0	55.6	119	2	19	1	8	117.0		
BYU		32	19	1	59.4	199	0	31	2	16	105.4		
UCF		17	6	1	35.3	91	0	52	0	0	68.5		
TOTALS		127	66	2	52.0	804	6	54	3	24	117.6		
#18 COGSWELL, Tyler		Att	Comp	Int	Pct	Yards	TD	Long	Sack	Yds	Effic		
Tulsa		1	1	0	100.0	29	1	29	0	0	673.6		
TOTALS		1	1	0	100.0	29	1	29	0	0	673.6		
RUSHING													
PLAYER	No-Yds/TD	UTM	PUR	HOU	MIAOH	USF	UCONN	ECU	TEM	BYU	UCF	MEM	TUL
GREEN, Tion RB	159-743/2	16-97/0	16-53/0	8-14/0	18-83/1	12-98/1	6-15/0	15-71/0	11-46/0	16-82/0	15-76/0	12-41/0	14-67/0
BOONE, Mike RB	105-388/2	12-35/1	18-78/0	12-29/0	19-74/1	13-31/0	6-7/0	14-88/0	9-24/0	2-22/0	DNP	DNP	DNP
LEWIS, Kahlil WR	9-107/0	1--5/0	1-79/0	-	-	1-3/0	2-13/0	-	-	2-5/0	1-5/0	1-7/0	-
BUCKLEY, D. RB	19-97/0	-	-	-	-	-	-	-	-	-	4-18/0	7-49/0	8-30/0
MOORE, Hayden QB	53-45/2	5-13/0	8-58/2	4--14/0	DNP	DNP	7--30/0	DNP	DNP	DNP	9--14/0	13-9/0	7-23/0
BANSCHBACH, C. RB	9-27/0	-	-	-	2-11/0	2-6/0	-	-	-	2-4/0	3-6/0	DNP	DNP
TRAIL, Ross QB	19-14/2	DNP	DNP	1-1/0	9-19/1	6--13/1	DNP	DNP	DNP	DNP	3-7/0	DNP	DNP
JOHNSON, Avery WR	2-10/0	-	-	-	-	-	-	DNP	DNP	-	1-9/0	1-1/0	-
BOOSE, Taylor RB	2-9/0	DNP	DNP	DNP	-	-	DNP	DNP	DNP	DNP	DNP	-	2-9/0
ROLLINS, Jerron WR	1-3/0	-	-	-	DNP	-	-	-	-	-	-	-	1-3/0
GRAY, Devin WR	3--2/0	-	-	-	-	-	-	1-3/0	-	-	-	1--7/0	1-2/0
DEGUARA, Josiah TE	1--2/0	-	1--2/0	-	-	-	-	-	-	-	-	-	-
KIEL, Gunner QB	7--4/0	DNP	DNP	-	DNP	1-5/0	DNP	2-10/0	2--3/0	2--16/0	-	DNP	DNP
RECEIVING													
PLAYER	No-Yds/TD	UTM	PUR	HOU	MIAOH	USF	UCONN	ECU	TEM	BYU	UCF	MEM	TUL
GRAY, Devin WR	58-860/5	5-111/0	4-56/0	4-97/1	5-67/0	2-13/0	9-98/0	6-98/0	4-23/2	7-105/0	3-16/0	4-33/1	5-143/1
LEWIS, Kahlil WR	48-605/5	2-16/1	2-32/0	3-29/0	6-88/0	5-77/1	6-57/0	11-150/3	2-25/0	1-16/0	6-84/0	4-31/0	-
COLE, Nate WR	57-518/4	6-64/1	6-81/2	9-60/1	2-10/0	7-73/0	5-76/0	3-28/0	5-32/0	1-15/0	2-25/0	6-34/0	5-20/0
BOONE, Mike RB	20-249/0	-	2-22/0	2-37/0	4-34/0	5-50/0	3-23/0	1-54/0	2-18/0	1-11/0	DNP	DNP	DNP
GREEN, Tion RB	29-167/0	2-11/0	4-39/0	1-6/0	4-18/0	2-9/0	1-3/0	1-4/0	1-16/0	5-22/0	3-17/0	3-17/0	2-5/0
GEDDIS, Thomas WR	7-139/1	1-4/0	DNP	DNP	DNP	-	1-11/0	DNP	-	1-14/0	-	1-6/0	3-104/1
JOHNSON, Avery WR	8-123/0	2-38/0	-	2-20/0	1-16/0	1-28/0	1-15/0	DNP	DNP	-	-	1-6/0	-
JOHNSON, T. WR	6-104/0	DNP	-	-	-	DNP	2-27/0	-	-	1-9/0	3-68/0	-	DNP
ROLLINS, Jerron WR	7-99/1	1-6/0	-	-	DNP	-	1-5/0	-	-	-	1-6/0	1--2/0	3-84/1
DEGUARA, Josiah TE	4-47/0	-	-	1-28/0	1-4/0	-	-	-	-	-	-	-	2-15/0
DOWDY, DJ TE	4-44/2	-	1-20/1	-	-	-	-	1-14/1	1-5/0	-	-	1-5/0	-
COGSWELL, Tyler TE	2-42/0	-	-	-	1-29/0	1-13/0	-	-	-	-	-	-	-
BEARD, Brayden WR	5-34/0	2-10/0	-	-	1-10/0	-	-	-	-	-	-	2-14/0	-
MOORE, Hayden QB	1-29/1	-	-	-	DNP	DNP	-	DNP	DNP	DNP	-	-	1-29/1
BANSCHBACH, C. RB	3-11/0	-	-	-	-	-	-	-	-	2-7/0	1-4/0	DNP	DNP

2017 CINCINNATI FOOTBALL

INDIVIDUAL GAME-BY-GAME STATISTICS

OVERALL: **4-8**

AMERICAN: **1-7**

HOME: **3-4**

AWAY: **1-4**

NEUTRAL: **0-0**

ALL-PURPOSE YARDS	TOTAL	UTM	PUR	HOU	MIAOH	USF	UCONN	ECU	TEM	BYU	UCF	MEM	TUL
BOONE, Mike	1143	35	119	114	185	195	48	216	161	70	DNP	DNP	DNP
GREEN, Tion	964	108	92	20	101	107	18	75	100	120	93	58	72
GRAY, Devin	873	111	56	97	67	13	98	101	38	105	16	26	145
LEWIS, Kahlil	810	28	111	29	88	97	70	150	25	64	89	59	-
COLE, Nate	518	64	81	60	10	73	76	28	32	15	25	34	20
JOHNSON, Avery	147	38	-	20	16	28	15	DNP	DNP	-	9	7	14
BEARD, Brayden	142	20	7	-	15	4	-	8	9	-	25	34	20
GEDDIS, Thomas	139	4	DNP	DNP	DNP	-	11	DNP	-	14	-	6	104
ROLLINS, Jerron	120	6	-	-	DNP	-	5	-	-	-	6	-2	105
GILBERT, Tyrell	119	58	26	-	-	-	-	35	-	-	DNP	DNP	-
JOHNSON, T.	104	DNP	-	-	-	DNP	27	-	-	9	68	-	DNP
BUCKLEY, D.	97	-	-	-	-	-	-	-	-	-	18	49	30
MOORE, Hayden	74	13	58	-14	DNP	DNP	-30	DNP	DNP	DNP	-14	9	52
THOMAS, Alex	47	-	-	22	-	-	25	-	-	-	-	-	-
DEGUARA, Josiah	45	-	-2	28	4	-	-	-	-	-	-	-	15
DOWDY, DJ	44	-	20	-	-	-	-	14	5	-	-	5	-
COGSWELL, Tyler	42	-	-	-	29	13	-	-	-	-	-	-	-
BANSCHBACH, C.	33	-	-	-	11	6	-	-	-5	11	10	DNP	DNP
TYSON, Mike	31	-	27	-	-	-	-	-	DNP	DNP	-	-	4
TRAIL, Ross	14	DNP	DNP	1	19	-13	DNP	DNP	DNP	DNP	7	DNP	DNP
COLEMAN, Grant	11	-	-	11	-	-	-	-	-	-	-	-	-
BOOSE, Taylor	9	DNP	DNP	DNP	-	-	DNP	DNP	DNP	DNP	DNP	-	9
EDWARDS, Zach	6	-	-	-	DNP	-	-	-	-	6	-	-	-
STEPHENS, L.	6	-7	-	-	-	-	13	-	-	-	-	-	-
BROUGHTON, C.	-2	-	-	-	-2	-	-	-	-	-	-	-	-
KIEL, Gunner	-4	DNP	DNP	-	DNP	5	DNP	10	-3	-16	-	DNP	DNP

INT RETURNS	TOTAL	UTM	PUR	HOU	MIAOH	USF	UCONN	ECU	TEM	BYU	UCF	MEM	TUL
TYSON, Mike	5-31	-	3-27	-	-	-	-	-	DNP	DNP	-	-	2-4
THOMAS, Alex	4-47	-	1-0	1-22	-	-	1-25	1-0	-	-	-	-	-
GILBERT, Tyrell	3-119	1-58	1-26	-	-	-	-	1-35	-	-	DNP	DNP	DNP
STEPHENS, L.	2-6	1--7	-	-	-	-	1-13	-	-	-	-	-	-
COLEMAN, Grant	1-11	-	-	1-11	-	-	-	-	-	-	-	-	-
EDWARDS, Zach	1-6	-	-	-	DNP	-	-	-	-	1-6	-	-	-
BROUGHTON, C.	1--2	-	-	-	1--2	-	-	-	-	-	-	-	-

KICK RETURNS	TOTAL	UTM	PUR	HOU	MIAOH	USF	UCONN	ECU	TEM	BYU	UCF	MEM	TUL
BOONE, Mike	21-506	-	1-19	2-48	4-77	5-114	1-18	4-74	3-119	1-37	DNP	DNP	DNP
LEWIS, Kahlil	6-98	1-17	-	-	-	1-17	-	-	-	2-43	-	2-21	-
GREEN, Tion	3-54	-	-	-	-	-	-	-	2-38	1-16	-	-	-
BEARD, Brayden	3-31	1-10	1-5	-	-	-	-	-	-	-	-	-	1-16
ROLLINS, Jerron	1-18	-	-	-	DNP	-	-	-	-	-	-	-	1-18
JOHNSON, Avery	1-14	-	-	-	-	-	-	DNP	DNP	-	-	-	1-14
BANSCHBACH, C.	1--5	-	-	-	-	-	-	-	1--5	-	-	DNP	DNP

PUNT RETURNS	TOTAL	UTM	PUR	HOU	MIAOH	USF	UCONN	ECU	TEM	BYU	UCF	MEM	TUL
BEARD, Brayden	14-77	-	1-2	-	2-5	1-4	-	3-8	1-9	1-0	3-25	1-20	1-4
GRAY, Devin	1-15	-	-	-	-	-	-	-	1-15	-	-	-	-

FUMBLE RETURNS	TOTAL	UTM	PUR	HOU	MIAOH	USF	UCONN	ECU	TEM	BYU	UCF	MEM	TUL
COLEMAN, Grant	1-53	-	-	1-53	-	-	-	-	-	-	-	-	-



2017 CINCINNATI FOOTBALL

INDIVIDUAL GAME-BY-GAME STATISTICS

OVERALL: **4-8**

AMERICAN: **1-7**

HOME: **3-4**

AWAY: **1-4**

NEUTRAL: **0-0**

FUMBLES FORCED	TOTAL	UTM	PUR	HOU	MIAOH	USF	UCONN	ECU	TEM	BYU	UCF	MEM	TUL
JACOBS, Carter	2	-	-	1	DNP	-	-	-	-	-	-	-	1
GILBERT, Tyrell	2	-	-	-	-	-	-	1	1	-	DNP	DNP	-
COPELAND, M.	2	-	1	-	1	-	-	-	-	-	-	-	-
MINOR, Jaylyin	1	DNP	DNP	1	-	-	-	-	-	-	-	-	-
WILSON, Mark	1	-	-	1	-	-	-	-	-	-	-	-	-
WILSON, Eric	1	-	-	-	-	-	-	-	-	-	-	1	-
MOUHON, Kevin	1	-	-	-	-	-	-	1	-	-	-	-	-
COLEMAN, Grant	1	-	-	-	-	-	1	-	-	-	-	-	-

FUMBLES RECOVERED	TOTAL	UTM	PUR	HOU	MIAOH	USF	UCONN	ECU	TEM	BYU	UCF	MEM	TUL
WILSON, Eric	2	-	-	-	-	-	-	1	-	-	-	1	-
WILSON, Mark	1	-	-	-	1	-	-	-	-	-	-	-	-
PACE, Alex	1	1	-	-	-	-	-	-	-	-	-	-	-
BURTON, Chris	1	-	-	-	-	-	-	-	-	-	-	-	1
GILBERT, Tyrell	1	-	-	-	-	-	-	-	1	-	DNP	DNP	-
COLEMAN, Grant	1	-	-	1	-	-	-	-	-	-	-	-	-

TOTAL TACKLES	UA-A	TOT	UTM	PUR	HOU	MIAOH	USF	UCONN	ECU	TEM	BYU	UCF	MEM	TUL
WILSON, Eric LB	60-69	129	5-10	7-2	4-7	3-4	5-7	9-2	7-9	5-2	1-5	2-8	7-5	5-8
EDWARDS, Zach S	55-38	93	5-7	2-0	-	DNP	5-3	6-3	8-5	6-3	5-3	5-7	7-4	6-3
KINARD, Antonio LB	35-58	93	0-3	3-2	6-12	1-6	4-1	6-1	3-8	4-1	0-4	2-4	2-7	4-9
COPELAND, M. DT	18-41	59	1-4	1-1	0-3	2-2	1-4	1-0	0-5	8-0	0-5	1-5	2-5	1-7
MOUHON, Kevin DE	22-28	50	0-3	3-1	3-2	1-0	4-0	1-2	3-2	3-2	0-7	0-3	1-3	3-3
TYSON, Mike S	29-17	46	0-1	1-1	5-2	0-2	4-4	4-1	2-0	DNP	DNP	8-1	0-2	5-3
JACOBS, Carter S	23-20	43	1-1	6-1	1-7	DNP	-	-	-	-	0-5	6-2	2-1	7-3
BROUGHTON, C. DT	21-21	42	0-2	3-0	1-3	3-1	2-3	3-1	1-3	3-1	1-1	2-2	1-3	1-1
YOUNG, Perry	24-18	42	-	-	0-2	-	0-2	-	1-2	10-2	4-5	3-1	0-1	6-3
GILBERT, Tyrell S	24-16	40	3-6	5-0	1-1	0-2	4-3	3-1	4-3	4-0	-	DNP	DNP	-
FITZ, Kimoni DE	17-20	37	2-2	1-1	2-1	0-2	0-1	2-1	1-2	2-0	2-4	2-2	2-2	1-2
STEPHENS, L. CB	24-12	36	4-3	3-0	4-0	-	3-2	0-1	2-1	1-0	1-3	0-1	3-1	3-0
CLEMENTS, Malik CB	15-21	36	-	-	0-1	5-4	2-5	-	2-0	2-1	0-9	2-1	1-0	1-0
PACE, Alex DT	15-19	34	1-1	2-1	0-4	1-0	1-1	2-1	0-1	4-0	2-2	0-2	1-2	1-4
COLEMAN, Grant CB	20-11	31	1-1	2-1	2-1	2-1	2-1	2-1	3-1	-	1-1	2-2	2-1	1-0
MINOR, Jaylyin LB	10-19	29	DNP	DNP	2-5	1-2	1-0	1-0	-	3-2	1-2	0-4	1-1	0-3
WRIGHT, Bryan DE	12-16	28	DNP	1-1	0-1	DNP	0-1	DNP	DNP	2-0	2-7	2-2	5-1	0-3
THOMAS, Alex CB	16-9	25	1-2	2-0	3-2	1-0	1-0	2-0	0-2	-	1-0	2-2	1-0	2-1
WILSON, Mark DE	8-17	25	0-3	-	2-6	0-1	-	2-0	2-4	1-0	-	-	0-1	1-2
BURTON, Chris DT	9-8	17	1-1	-	-	-	-	-	1-0	-	0-1	1-0	3-4	3-2
BRAZILE, Landon DE	4-12	16	1-2	-	0-2	1-1	1-4	0-1	1-2	-	DNP	DNP	DNP	DNP
ASHWORTH, C. DE	8-7	15	-	DNP	DNP	DNP	DNP	DNP	DNP	2-0	0-2	0-3	2-1	4-1
PIERCE, Davin S	8-3	11	0-1	-	1-0	4-1	1-0	1-0	-	-	-	0-1	-	1-0
TONGAMOA, Slone DT	5-6	11	DNP	DNP	2-1	1-0	1-0	-	0-3	-	1-2	-	DNP	DNP
MURPHY, Chris CB	5-3	8	-	-	-	0-1	1-0	-	0-1	2-0	1-0	-	0-1	1-0
JENKINSON, B. LB	2-6	8	2-6	-	DNP	DNP	DNP	DNP	DNP	DNP	DNP	DNP	DNP	DNP
COLE, Nate	1-2	3	-	-	0-1	1-0	-	-	-	-	-	-	0-1	-
DRAPER, Matthew LB	1-2	3	DNP	DNP	DNP	0-2	-	-	1-0	-	-	DNP	DNP	DNP
JOHNSON, Lyndon DT	3-0	3	DNP	-	2-0	DNP	1-0	DNP	DNP	DNP	DNP	DNP	DNP	DNP
VINCENT, Jon	1-1	2	1-0	-	-	-	-	-	-	-	-	0-1	-	-
BANSCHBACH, C.	2-0	2	-	2-0	-	-	-	-	-	-	-	-	DNP	DNP
GREEN, Tion	1-1	2	-	1-1	-	-	-	-	-	-	-	-	-	-
BOND, Deyshawyn	0-2	2	-	-	-	-	-	-	-	-	0-1	-	0-1	-
BUCKLEY, D.	1-1	2	-	1-1	-	-	-	-	-	-	-	-	-	-
JOHNSON, T.	1-0	1	DNP	-	-	-	DNP	-	-	-	-	-	1-0	DNP
COGSWELL, Tyler	1-0	1	-	-	-	-	1-0	-	-	-	-	-	-	-
JONES, Ryan	1-0	1	-	-	-	-	1-0	-	-	-	-	-	-	-
BEARD, Brayden	1-0	1	-	-	-	1-0	-	-	-	-	-	-	-	-
GRAY, Devin	0-1	1	-	-	-	-	-	-	-	-	0-1	-	-	-
BRUSCIANELLI, F LB	0-1	1	0-1	DNP	DNP	DNP	DNP	-	DNP	DNP	DNP	-	-	-

2017 CINCINNATI FOOTBALL

INDIVIDUAL GAME-BY-GAME STATISTICS

OVERALL: **4-8**

AMERICAN: **1-7**

HOME: **3-4**

AWAY: **1-4**

NEUTRAL: **0-0**

TFLs	UA-A	TOT	UTM	PUR	HOU	MIAOH	USF	UCONN	ECU	TEM	BYU	UCF	MEM	TUL
MOUHON, Kevin DE	7-5	9.5	1.0-3	1.0-1	1.0-2	1.0-1	3.0-11	0.5-1	-	1.5-4	-	-	0.5-1	-
KINARD, Antonio LB	6-3	7.5	-	-	1.0-9	1.5-7	-	-	1.5-7	2.0-2	-	-	1.5-1	-
WILSON, Eric LB	5-5	7.5	3.0-16	0.5-1	-	1.0-3	-	1.0-1	-	0.5-1	-	-	1.5-4	-
PACE, Alex DT	5-2	6.0	1.0-2	1.0-2	0.5-3	-	1.0-11	1.5-1	-	1.0-1	-	-	-	-
BROUGHTON, C. DT	4-2	5.0	0.5-2	1.0-1	0.5-2	-	-	-	1.0-3	1.0-16	-	1.0-5	-	-
EDWARDS, Zach S	3-3	4.5	-	-	-	DNP	-	1.0-2	1.0-2	-	0.5-1	0.5-1	1.5-2	-
COPELAND, M. DT	3-3	4.5	0.5-1	-	-	2.0-10	-	-	-	1.0-1	-	-	0.5-0	0.5-1
TYSON, Mike S	4-1	4.5	-	0.5-0	1.0-4	-	2.0-4	-	-	DNP	DNP	1.0-7	-	-
WRIGHT, Bryan DE	3-2	4.0	DNP	-	-	DNP	-	DNP	DNP	1.0-4	1.5-3	-	1.5-2	-
FITZ, Kimoni DE	2-2	3.0	1.5-4	-	-	0.5-4	-	-	-	-	-	-	1.0-3	-
ASHWORTH, C. DE	3-0	3.0	-	DNP	DNP	DNP	DNP	DNP	DNP	1.0-8	-	-	1.0-9	1.0-1
WILSON, Mark DE	2-1	2.5	-	-	1.0-1	-	-	1.0-1	-	-	-	-	0.5-1	-
MINOR, Jaylyn LB	2-0	2.0	DNP	DNP	-	1.0-2	-	-	-	-	1.0-1	-	-	-
BURTON, Chris DT	1-1	1.5	-	-	-	-	-	-	-	-	-	-	0.5-0	1.0-2
YOUNG, Perry	1-1	1.5	-	-	-	-	-	-	-	1.0-1	-	-	-	0.5-0
TONGAMOA, Sione DT	1-0	1.0	DNP	DNP	1.0-8	-	-	-	-	-	-	-	DNP	DNP
PIERCE, Davin S	1-0	1.0	-	-	-	1.0-6	-	-	-	-	-	-	-	-
COLEMAN, Grant CB	1-0	1.0	-	-	-	-	-	1.0-1	-	-	-	-	-	-
JACOBS, Carter S	0-1	0.5	-	-	-	DNP	-	-	-	-	-	0.5-1	-	-
JENKINSON, B. LB	0-1	0.5	0.5-0	-	DNP	DNP	DNP	DNP	DNP	DNP	DNP	DNP	DNP	DNP
BRAZILE, Landon DE	0-1	0.5	-	-	-	-	-	-	0.5-1	-	DNP	DNP	DNP	DNP

SACKS	UA-A	TOT	UTM	PUR	HOU	MIAOH	USF	UCONN	ECU	TEM	BYU	UCF	MEM	TUL
WILSON, Eric LB	3-0	3.0	2.0-14	-	-	1.0-3	-	-	-	-	-	-	-	-
BROUGHTON, C. DT	2-1	2.5	-	-	0.5-2	-	-	-	-	1.0-16	-	1.0-5	-	-
ASHWORTH, C. DE	2-0	2.0	-	DNP	DNP	DNP	DNP	DNP	DNP	1.0-8	-	-	1.0-9	-
KINARD, Antonio LB	1-1	1.5	-	-	1.0-9	0.5-4	-	-	-	-	-	-	-	-
FITZ, Kimoni DE	1-1	1.5	1.0-3	-	-	0.5-4	-	-	-	-	-	-	-	-
PACE, Alex DT	1-1	1.5	-	-	0.5-3	-	1.0-11	-	-	-	-	-	-	-
MOUHON, Kevin DE	1-0	1.0	-	-	-	1.0-1	-	-	-	-	-	-	-	-
PIERCE, Davin S	1-0	1.0	-	-	-	1.0-6	-	-	-	-	-	-	-	-
TONGAMOA, Sione DT	1-0	1.0	DNP	DNP	1.0-8	-	-	-	-	-	-	-	DNP	DNP
WILSON, Mark DE	1-0	1.0	-	-	-	-	-	1.0-1	-	-	-	-	-	-
BURTON, Chris DT	1-0	1.0	-	-	-	-	-	-	-	-	-	-	-	1.0-2
COPELAND, M. DT	1-0	1.0	-	-	-	1.0-9	-	-	-	-	-	-	-	-
EDWARDS, Zach S	1-0	1.0	-	-	-	DNP	-	1.0-2	-	-	-	-	-	-



2017 CINCINNATI FOOTBALL

STARTERS

OFFENSE	LT	LG	C	RG	RT	TE/WR	WR/TE	WR	WR	QB	RB
UT MARTIN	Stout	K. Minor	Bond	Steur	Cunningham	Dowdy	Cogswell	Gray	Lewis	Moore	Green
at Purdue	Stout	K. Minor	Bond	Leahy	Cunningham	Dowdy	Cole	Gray	Lewis	Moore	Green
HOUSTON *	Stout	Ray	Bond	Leahy	Cunningham	Dowdy	Cole	Gray	Lewis	Moore	Green
MIAMI [OHIO]	Stout	Ray	Bond	Leahy	Cunningham	Dowdy	Cole	Gray	Lewis	Trail	Green
USF *	Stout	Ray	Bond	Leahy	Cunningham	Dowdy	Cole	Gray	Lewis	Trail	Green
at UConn *	Stout	Ray	Bond	Leahy	Cunningham	Dowdy	Cole	Gray	Lewis	Moore	Green
EAST CAROLINA *	Stout	Ray	Bond	Steur	Cunningham	Boone [RB]	Cole	Gray	Lewis	Kiel	Green
at Temple *	Stout	Ray	Bond	Steur	Cunningham	Dowdy	Cole	Gray	Lewis	Kiel	Green
BYU *	Stout	Leahy	Bond	Steur	Cunningham	Dowdy	Cole	Gray	Lewis	Kiel	Green
at UCF *	Stout	Leahy	Bond	Steur	Cunningham	Dowdy	Cole	Gray	Lewis	Moore	Green
MEMPHIS *	Stout	Ray	Bond	Leahy	Cunningham	Dowdy	Cole	Gray	Lewis	Moore	Green
at Tulsa *	Stout	Ray	Bond	Leahy	Cunningham	Dowdy	Cole	Gray	Geddis	Moore	Green

DEFENSE	DE	DT	DT	DE	WLB	MLB	SLB	CB	S	S	CB
UT MARTIN	M. Wilson	Pace	Broughton	Fitz	E. Wilson	Jenkinson	Murphy	Coleman	Edwards	Gilbert	Stephens
at Purdue	M. Wilson	Pace	Broughton	Fitz	E. Wilson	Jenkinson	Tyson	Coleman	Edwards	Gilbert	Stephens
HOUSTON *	M. Wilson	Pace	Broughton	Fitz	Kinard	E. Wilson	Tyson	Coleman	Edwards	Gilbert	Thomas
MIAMI [OHIO]	M. Wilson	Pace	Broughton	Fitz	Kinard	E. Wilson	Tyson	Coleman	Clements	Gilbert	Thomas
USF *	Mouhon	Pace	Broughton	Brazile	Kinard	E. Wilson	Tyson	Coleman	Edwards	Gilbert	Thomas
at UConn *	Mouhon	Pace	Broughton	Brazile	Kinard	E. Wilson	Tyson	Coleman	Edwards	Gilbert	Thomas
EAST CAROLINA *	M. Wilson	Pace	Broughton	Fitz	Kinard	E. Wilson	Tyson	Coleman	Edwards	Gilbert	Thomas
at Temple *	Mouhon	Pace	Broughton	Ashworth	Young	E. Wilson	Murphy	Coleman	Edwards	Jacobs	Thomas
BYU *	Fitz	Pace	Broughton	Wright	Kinard	E. Wilson	Murphy	Coleman	Edwards	Gilbert	Thomas
at UCF *	Mouhon	Pace	Broughton	Ashworth	Kinard	E. Wilson	Tyson	Coleman	Edwards	Jacobs	Thomas
MEMPHIS *	Fitz	Pace	Broughton	Wright	Kinard	E. Wilson	Tyson	Coleman	Edwards	Jacobs	Thomas
at Tulsa *	Mouhon	Pace	Broughton	M. Wilson	Kinard	E. Wilson	Tyson	Coleman	Edwards	Jacobs	Thomas

// START CHART

PLAYER	2016	CAR.	CONS.	PLAYER	2016	CAR.	CONS.	PLAYER	2016	CAR.	CONS.
Caleb Ashworth, DE	2	2	0	Tyrell Gilbert, S	7	15	0	Alex Pace, DT	12	24	15
Deyshawn Bond, OL	12	45	13	Tion Green, RB	12	16	12	Idarius Ray, OL	8	17	2
Mike Boone, RB	1	2	0	Devin Gray, WR	12	12	12	Linden Stephens, CB	2	9	0
Landon Brazile, DE	2	3	0	Carter Jacobs, DB	4	4	3	Will Steur, OL	5	5	0
Cortez Broughton, DT	12	23	15	Bryce Jenkinson, LB	2	11	0	Ryan Stout, OL	12	12	12
Malik Clements, S	1	3	0	Gunner Kiel, QB	3	25	0	Alex Thomas, CB	10	14	10
Tyler Cogswell, TE	1	1	0	Antonio Kinard, LB	9	9	4	Sione Tongamoa, DT	0	3	0
Nate Cole, WR	11	11	11	Ryan Leahy, OL	9	25	4	Ross Trail, QB	2	2	0
Grant Coleman, CB	12	28	28	Kahlil Lewis, WR	11	11	0	Mike Tyson, S	9	16	3
Marquise Copeland, DE	0	3	0	Jaylyn Minor, LB	1	1	0	Eric Wilson, LB	12	24	13
Korey Cunningham, OL	12	12	12	Keith Minor, OL	2	2	0	Mark Wilson, DE	5	10	1
DJ Dowdy, TE	11	20	5	Hayden Moore	7	10	3	Bryan Wright, DE	2	2	0
Zach Edwards, DB	11	47	8	Chris Murphy, LB	3	3	0	Perry Young, LB	1	1	0
Kimoni Fitz, DE	7	10	0	Kevin Mouhon, DE	5	7	1				
Thomas Geddis, WR	1	1	1	David Niehaus, OL	0	1	0				

2017 CINCINNATI FOOTBALL

PARTICIPATION

	Name	GP/GS	UTM	PUR	HOU	MIAOH	USF	UCONN	ECU	TEM	BYU	UCF	MEM	TUL
90	ALLONCE, Hakeem	1/-	XXX
55	ASHWORTH, C.	6/2	XXX	START	XXX	START	XXX	XXX
25	BANSCHBACH, C.	10/-	XXX	XXX	XXX	XXX	XXX	XXX	XXX	XXX	XXX	XXX
15	BEARD, Brayden	12/-	XXX	XXX	XXX	XXX	XXX	XXX	XXX	XXX	XXX	XXX	XXX	XXX
59	BOND, Deyshawn	12/12	START	START	START	START	START	START	START	START	START	START	START	START
5B	BOONE, Mike	9/1	XXX	XXX	XXX	XXX	XXX	XXX	START	XXX	XXX
35	BOOSE, Taylor	4/-	XXX	XXX	XXX	XXX
47	BRAZILE, Landon	8/2	XXX	XXX	XXX	XXX	START	START	XXX	XXX
96	BROUGHTON, C.	12/12	START	START	START	START	START	START	START	START	START	START	START	START
53	BRUSCIANELLI, F	5/-	XXX	XXX	XXX	XXX	XXX
22	BUCKLEY, D.	12/-	XXX	XXX	XXX	XXX	XXX	XXX	XXX	XXX	XXX	XXX	XXX	XXX
94	BURTON, Chris	12/-	XXX	XXX	XXX	XXX	XXX	XXX	XXX	XXX	XXX	XXX	XXX	XXX
72	CAMPBELL, G.	11/-	XXX	XXX	...	XXX	XXX	XXX	XXX	XXX	XXX	XXX	XXX	XXX
24	CLEMENTS, Malik	12/1	XXX	XXX	XXX	START	XXX	XXX	XXX	XXX	XXX	XXX	XXX	XXX
18	COGSWELL, Tyler	12/1	START	XXX	XXX	XXX	XXX	XXX	XXX	XXX	XXX	XXX	XXX	XXX
84	COLE, Nate	12/12	START	START	START	START	START	START	START	START	START	START	START	START
13	COLEMAN, Grant	12/12	START	START	START	START	START	START	START	START	START	START	START	START
44	COPELAND, M.	12/-	XXX	XXX	XXX	XXX	XXX	XXX	XXX	XXX	XXX	XXX	XXX	XXX
71	CUNNINGHAM, K.	12/12	START	START	START	START	START	START	START	START	START	START	START	START
83	DEGUARA, Josiah	12/-	XXX	XXX	XXX	XXX	XXX	XXX	XXX	XXX	XXX	XXX	XXX	XXX
36	DOSS, Sheldon	1/-	XXX
81	DOWDY, DJ	12/11	START	START	START	START	START	START	XXX	START	START	START	START	START
37	DRAPER, Matthew	6/-	XXX	XXX	XXX	XXX	XXX	XXX
4	EDWARDS, Zach	11/11	START	START	START	...	START	START	START	START	START	START	START	START
51	FITZ, Kimoni	12/7	START	START	START	START	XXX	XXX	START	XXX	START	XXX	START	XXX
16	GANTZ, Andrew	2/-	...	XXX	XXX
85	GEDDIS, Thomas	8/1	XXX	XXX	XXX	...	XXX	XXX	XXX	XXX	START
26	GERACI, Sam	12/-	XXX	XXX	XXX	XXX	XXX	XXX	XXX	XXX	XXX	XXX	XXX	XXX
2	GILBERT, Tyrell	10/8	START	START	START	START	START	START	START	XXX	START	XXX
21	GRAY, Devin	12/12	START	START	START	START	START	START	START	START	START	START	START	START
7	GREEN, Tion	12/12	START	START	START	START	START	START	START	START	START	START	START	START
20	JACOBS, Carter	11/4	XXX	XXX	XXX	...	XXX	XXX	XXX	START	XXX	START	START	START
78	JAMES, Morgan	10/-	XXX	XXX	...	XXX	XXX	XXX	XXX	XXX	...	XXX	XXX	XXX
45	JENKINSON, B.	2/2	START	START
1J	JOHNSON, Avery	10/-	XXX	XXX	XXX	XXX	XXX	XXX	XXX	XXX	XXX	XXX
98	JOHNSON, Lyndon	3/-	...	XXX	XXX	...	XXX
6	JOHNSON, T.	9/-	...	XXX	XXX	XXX	...	XXX	XXX	XXX	XXX	XXX	XXX	...
9J	JONES, Ryan	12/-	XXX	XXX	XXX	XXX	XXX	XXX	XXX	XXX	XXX	XXX	XXX	XXX
11	KIEL, Gunner	6/3	XXX	...	XXX	...	START	START	START	XXX
42	KINARD, Antonio	12/9	XXX	XXX	START	START	START	START	START	XXX	START	START	START	START
73	LEAHY, Ryan	12/9	XXX	START	START	START	START	START	XXX	XXX	START	START	START	START
1	LEWIS, Kahlil	12/10	XXX	START	START	START	START	START	START	START	START	START	START	XXX
33	MINOR, Jaylyn	10/-	XXX	XXX	XXX	XXX	XXX	XXX	XXX	XXX	XXX	XXX
54	MINOR, Keith	2/2	START	START
8	MOORE, Hayden	7/7	START	START	START	START	START	START	START
48	MOUHON, Kevin	12/5	XXX	XXX	XXX	XXX	START	START	XXX	START	XXX	START	XXX	START
30	MURPHY, Chris	12/3	START	XXX	XXX	XXX	XXX	XXX	XXX	START	START	XXX	XXX	XXX
66	NIEHAUS, David	11/-	XXX	XXX	XXX	...	XXX	XXX	XXX	XXX	XXX	XXX	XXX	XXX
97	OGLESBY, Norman	2/-	XXX	XXX	...
99	PACE, Alex	12/12	START	START	START	START	START	START	START	START	START	START	START	START
34	PASLEY, Josh	10/-	XXX	XXX	XXX	XXX	XXX	XXX	XXX	XXX	XXX	XXX
19	PIERCE, Davin	12/-	XXX	XXX	XXX	XXX	XXX	XXX	XXX	XXX	XXX	XXX	XXX	XXX
65	RAY, Idarius	9/8	XXX	...	START	START	START	START	START	START	START	START
2R	ROLLINS, Jerron	11/-	XXX	XXX	XXX	...	XXX	XXX	XXX	XXX	XXX	XXX	XXX	XXX
9	STEPHENS, L.	12/4	START	START	START	XXX	XXX	START	XXX	XXX	XXX	XXX	XXX	XXX
64	STEUR, Will	10/5	START	XXX	XXX	XXX	START	START	START	START	XXX	XXX
79	STOUT, Ryan	12/12	START	START	START	START	START	START	START	START	START	START	START	START
10	THOMAS, Alex	12/8	XXX	XXX	XXX	START	START	XXX	START	START	START	START	START	START
50	TONGAMOA, Sione	8/-	XXX	XXX	XXX	XXX	XXX	XXX	XXX	XXX
12	TRAIL, Ross	4/2	XXX	START	START	XXX
5	TYSON, Mike	10/9	XXX	START	START	START	START	START	START	START	START	START
41	VINCENT, Jon	12/-	XXX	XXX	XXX	XXX	XXX	XXX	XXX	XXX	XXX	XXX	XXX	XXX
23	WILSON, Eric	12/12	START	START	START	START	START	START	START	START	START	START	START	START
56	WILSON, Mark	12/6	START	START	START	START	XXX	XXX	START	XXX	XXX	XXX	XXX	START
95	WRIGHT, Bryan	8/2	...	XXX	XXX	...	XXX	XXX	START	XXX	START	XXX
46	YOUNG, Perry	12/1	XXX	XXX	XXX	XXX	XXX	XXX	XXX	START	XXX	XXX	XXX	XXX



2017 CINCINNATI FOOTBALL

LONG PLAYS

YDS.	TYPE	PLAYER(S)	OPP.
*82	Pass	GRAY, Devin from MOORE, Hayden	Tulsa
79	Rush	LEWIS, Kahlil	Purdue
*70	Pass	ROLLINS, Jerron from MOORE, Hayden	Tulsa
*61	Pass	GRAY, Devin from MOORE, Hayden	Houston
60	KR	BOONE, Mike	Temple
*58	INT	GILBERT, Tyrell	UT Martin
54	Pass	BOONE, Mike from KIEL, Gunner	East Carolina
53	FR	COLEMAN, Grant	Houston
52	Pass	JOHNSON, Tshumbi from KIEL, Gunner	UCF
48	Pass	GEDDIS, Thomas from MOORE, Hayden	Tulsa
47	Pass	GRAY, Devin from MOORE, Hayden	UT Martin
47	Pass	LEWIS, Kahlil from KIEL, Gunner	East Carolina
39	KR	BOONE, Mike	USF
*38	Pass	GEDDIS, Thomas from MOORE, Hayden	Tulsa
37	KR	BOONE, Mike	BYU
36	Pass	LEWIS, Kahlil from TRAIL, Ross	Miami (Ohio)
36	KR	BOONE, Mike	Temple
35	INT	GILBERT, Tyrell	East Carolina
35	Pass	BOONE, Mike from MOORE, Hayden	Houston
34	KR	BOONE, Mike	Miami (Ohio)
32	Pass	LEWIS, Kahlil from KIEL, Gunner	USF
*32	Pass	LEWIS, Kahlil from KIEL, Gunner	East Carolina
31	Pass	GRAY, Devin from KIEL, Gunner	BYU
30	Pass	LEWIS, Kahlil from MOORE, Hayden	UCF
29	Pass	GRAY, Devin from MOORE, Hayden	Purdue
29	Pass	COGSWELL, Tyler from TRAIL, Ross	Miami (Ohio)
29	KR	BOONE, Mike	USF
*29	Pass	MOORE, Hayden from COGSWELL, Tyler	Tulsa
28	Pass	GRAY, Devin from MOORE, Hayden	Tulsa
28	Pass	DEGUARA, Josiah from MOORE, Hayden	Houston
28	Pass	JOHNSON, Avery from TRAIL, Ross	USF
28	KR	BOONE, Mike	East Carolina
*28	Pass	COLE, Nate from MOORE, Hayden	Purdue
27	Pass	GRAY, Devin from KIEL, Gunner	East Carolina
27	INT	TYSON, Mike	Purdue
27	Rush	GREEN, Tion	BYU
27	Pass	GRAY, Devin from KIEL, Gunner	East Carolina
27	Pass	COLE, Nate from MOORE, Hayden	UConn
26	INT	GILBERT, Tyrell	Purdue
26	Pass	JOHNSON, Avery from MOORE, Hayden	UT Martin

YDS.	TYPE	PLAYER(S)	OPP.
25	INT	THOMAS, Alex	UConn
25	KR	BOONE, Mike	USF
24	KR	BOONE, Mike	Houston
24	KR	BOONE, Mike	Houston
24	Rush	GREEN, Tion	USF
24	KR	LEWIS, Kahlil	BYU
23	Rush	GREEN, Tion	UT Martin
*23	Rush	MOORE, Hayden	Purdue
23	Pass	GRAY, Devin from KIEL, Gunner	East Carolina
23	KR	BOONE, Mike	Temple
22	Pass	COLE, Nate from MOORE, Hayden	UConn
22	Pass	COLE, Nate from MOORE, Hayden	Purdue
22	INT	THOMAS, Alex	Houston
21	Pass	COLE, Nate from MOORE, Hayden	UCF
21	KR	GREEN, Tion	Temple
21	Pass	GRAY, Devin from TRAIL, Ross	Miami (Ohio)
21	Pass	GRAY, Devin from MOORE, Hayden	UT Martin
20	Pass	GRAY, Devin from MOORE, Hayden	UConn
*20	Pass	DOWDY, DJ from MOORE, Hayden	Purdue
20	Pass	GREEN, Tion from MOORE, Hayden	Purdue
20	Pass	GRAY, Devin from KIEL, Gunner	BYU
20	PR	BEARD, Brayden	Memphis

* touchdown scored on play

// BY PLAYER

PLAYER	NO.	TD	R	P	KR	PR	IR	FR
GRAY, Devin	13	2	0	13	0	0	0	0
BOONE, Mike	13	0	0	2	11	0	0	0
LEWIS, Kahlil	7	1	1	5	1	0	0	0
COLE, Nate	5	1	0	5	0	0	0	0
GREEN, Tion	5	0	3	1	1	0	0	0
GILBERT, Tyrell	3	1	0	0	0	0	3	0
MOORE, Hayden	2	2	1	1	0	0	0	0
GEDDIS, Thomas	2	1	0	2	0	0	0	0
JOHNSON, Avery	2	0	0	2	0	0	0	0
THOMAS, Alex	2	0	0	0	0	0	2	0
ROLLINS, Jerron	1	1	0	1	0	0	0	0
DOWDY, DJ	1	1	0	1	0	0	0	0
BEARD, Brayden	1	0	0	0	0	1	0	0
TYSON, Mike	1	0	0	0	0	0	1	0
DEGUARA, Josiah	1	0	0	1	0	0	0	0
JOHNSON, Tshumbi	1	0	0	1	0	0	0	0
COGSWELL, Tyler	1	0	0	1	0	0	0	0
COLEMAN, Grant	1	0	0	0	0	0	0	1
TOTAL	62	10	5	36	13	1	6	1

// BY NUMBER




PLAYS BY YARDS	NO.	TD
100+	0	0
90-99	0	0
80-89	1	1
70-79	2	1
60-69	2	1
50-59	4	1
40-49	3	0
30-39	12	2
20-29	38	4
PLAYS BY TYPE	NO.	TD
Rushing	5	1
Passing	36	8
Punt returns	1	0
Kick returns	13	0
Interceptions	6	1
Fumble returns	1	0
Other	0	0
TOTAL	62	10

// LONGEST PLAYS

OFFENSE			
TYPE	YARDS	PLAYER	OPPONENT
Rush	79	Lewis	Purdue
Rushing TD	23	Moore	Purdue
Pass	82	Gray from Moore	Tulsa
Passing TD	82	Gray from Moore	Tulsa
SPECIAL TEAMS			
TYPE	YARDS	PLAYER	OPPONENT
Punt Return	20	Beard	Memphis
Kick Return	60	Boone	Temple
Punt	55	Geraci	Houston
Field Goal	43	Pasley	UConn
DEFENSE			
TYPE	YARDS	PLAYER	OPPONENT
Int. Return	58	Gilbert	UT Martin
Fumble Return	53	Coleman	Houston




2017 CINCINNATI FOOTBALL

GAME-BY-GAME REVIEW

GAME 01 · SEPT. 1, 2016 · CINCINNATI, OHIO						GAME 02 · SEPT. 10, 2016 · WEST LAFAYETTE, IND.						GAME 03 · SEPT. 15, 2016 · CINCINNATI, OHIO									
		UT MARTIN			7			CINCINNATI			38			NO. 6/7 HOUSTON			40				
		CINCINNATI			28			PURDUE			20			CINCINNATI			16				
Score By Quarters						1	2	3	4	Score	Score By Quarters						1	2	3	4	Score
UT Martin						7	0	0	0	7	Cincinnati						7	3	2	28	40
Cincinnati						0	6	8	14	28	Purdue						0	7	0	13	20
Houston						7	3	2	28	40	Cincinnati						7	3	0	6	16
SCORING PLAYS						SCORING PLAYS						SCORING PLAYS									
1st	06:32	UTM	Weathers 7 yd pass from Holcombe [Mersman kick]			1st	08:07	CIN	Cole 5 yd pass from Moore [Gantz kick]			1st	08:00	HOU	Allen 39 yd pass from Ward [Cummings kick]						
			14-75 8:28, UTM 7 - CIN 0						3-85 1:05, CIN 7 - PUR 0						2-54 0:41, HOU 7 - CIN 0						
2nd	00:19	CIN	Cole 3 yd pass from Moore [Pasley kick failed]			2nd	13:58	CIN	Moore 9 yd run [Gantz kick]				06:12	CIN	Gray 61 yd pass from Moore [Gantz kick]						
			12-80 2:39, UTM 7 - CIN 6						13-80 3:36, CIN 14 - PUR 0						5-76 1:42, HOU 7 - CIN 7						
3rd	02:42	CIN	Lewis 3 yd pass from Moore [Dowdy pass from Moore]				10:30	PUR	Young 19 yd pass from Blough [Dellinger kick]			2nd	02:58	HOU	Cummings 32 yd field goal						
			13-75 4:14, UTM 7 - CIN 14						9-82 3:28, CIN 14 - PUR 7						12-76 3:28, HOU 10 - CIN 7						
4th	05:31	CIN	Boone 1 yd run [Pasley kick]				06:19	CIN	Dowdy 20 yd pass from Moore [Gantz kick]				00:04	CIN	Gantz 37 yd field goal						
			11-77 5:42, UTM 7 - CIN 21						11-75 4:11, CIN 21 - PUR 7						3-0 0:12, HOU 10 - CIN 10						
	02:16	CIN	Gilbert 58 yd int return [Pasley kick]			3rd	06:00	CIN	Gantz 26 yd field goal			3rd	10:30	HOU	TEAM safety						
			UTM 7 - CIN 28						13-79 5:50, CIN 24 - PUR 7						HOU 12 - CIN 10						
			UTM	CIN		4th	14:10	CIN	Cole 28 yd pass from Moore [Gantz kick]			4th	14:57	CIN	Cole 4 yd pass from Moore [Moore pass failed]						
FIRST DOWNS			20	22					2-32 0:38, CIN 31 - PUR 7						5-78 1:21, HOU 12 - CIN 16						
RUSHES-YARDS [NET]			49-177	34-140			10:48	PUR	Worship 4 yd run [Blough pass failed]				11:45	HOU	Ward 12 yd run [Cummings kick]						
PASSING YDS [NET]			146	260					11-65 3:22, CIN 31 - PUR 13						9-71 3:06, HOU 19 - CIN 16						
Passes Att-Comp-Int			26-12-2	34-21-1			07:21	PUR	Yancey 36 yd pass from Blough [Dellinger kick]				06:16	HOU	Ward 3 yd run [Cummings kick]						
TOTAL OFFENSE PLAYS-YARDS			75-323	68-400					4-80 1:11, CIN 31 - PUR 20						11-60 4:10, HOU 26 - CIN 16						
Fumble Returns-Yards			0-0	0-0			02:19	CIN	Moore 23 yd run [Gantz kick]				03:47	HOU	Taylor 74 yd int return [Cummings kick]						
Punt Returns-Yards			1-5	0-0					7-49 2:37, CIN 38 - PUR 20						HOU 33 - CIN 16						
Kickoff Returns-Yards			4-67	2-27					CIN	PUR		03:40	HOU	Wilson 28 yd int return [Cummings kick]							
Interception Returns-Yards			1-0	2-51					22	29					HOU 40 - CIN 16						
Punts [Number-Avg]			3-39.3	3-38.7					FIRST DOWNS						HOU	CIN					
Fumbles-Lost			1-1	2-2					RUSHES-YARDS [NET]	46-262	25-103				28	13					
Penalties-Yards			8-67	5-60					PASSING YDS [NET]	250	401				57-180	25-30					
Possession Time			37:06	22:54					Passes Att-Comp-Int	32-19-0	57-32-5				326	277					
Third-Down Conversions			9 of 16	5 of 13					TOTAL OFFENSE PLAYS-YARDS	78-512	82-504				36-24-2	39-22-3					
Fourth-Down Conversions			0 of 1	2 of 2					Fumble Returns-Yards	0-0	0-0				93-506	64-307					
Red-Zone Scores-Chances			1-4	3-4					Punt Returns-Yards	1-5	1-53				0-0	1-53					
Sacks By: Number-Yards			1-8	3-17					Kickoff Returns-Yards	2-24	3-39				1-8	0-0					
									Interception Returns-Yards	5-53	0-0				4-108	2-48					
									Punts [Number-Avg]	5-40.6	3-31.7				3-102	2-33					
									Fumbles-Lost	1-0	1-0				6-34.7	8-41.9					
									Penalties-Yards	5-45	2-24				4-1	0-0					
									Possession Time	30:17	29:43				4-45	2-15					
									Third-Down Conversions	13 of 21	10 of 17				38:08	21:52					
									Fourth-Down Conversions	2 of 2	1 of 1				11 of 21	3 of 12					
									Red-Zone Scores-Chances	4-4	2-4				1 of 1	0 of 1					
									Sacks By: Number-Yards	0-0	1-4				3-4	1-2					
															3-21	3-22					
	</																				

2017 CINCINNATI FOOTBALL

GAME-BY-GAME REVIEW

GAME 04 • SEPT. 24, 2016 • CINCINNATI, OHIO						GAME 05 • OCT. 1, 2016 • CINCINNATI, OHIO						GAME 06 • OCT. 8, 2016 • EAST HARTFORD, CONN.								
	MIAMI (OHIO)				20		USF				45		CINCINNATI				9			
	CINCINNATI				27		CINCINNATI				20		UConn				20			
Score By Quarters		1	2	3	4	Score	Score By Quarters		1	2	3	4	Score	Score By Quarters		1	2	3	4	Score
Miami (Ohio)		7	3	10	0	20	USF		10	14	14	7	45	Cincinnati		0	9	0	0	9
Cincinnati		3	7	7	10	27	Cincinnati		6	14	0	0	20	UConn		0	7	10	3	20
SCORING PLAYS						SCORING PLAYS						SCORING PLAYS								
1st	04:54	CIN	Pasley 28 yd field goal			10-52 4:04, MIAMI 0 - CIN 3	1st	09:19	USF	Nadelman 26 yd field goal			15-66 5:41, USF 3 - CIN 0	2nd	13:10	CIN	Pasley 25 yd field goal			10-57 3:06, CIN 3 - UCONN 0
	03:51	MIAMI	Gardner 8 yd pass from Bahl (Dowd kick)			2-6 0:50, MIAMI 7 - CIN 3		03:27	CIN	Green 7 yd run (Pasley kick failed)			9-58 2:21, USF 3 - CIN 6		11:26	CIN	Pasley 43 yd field goal			4--10 0:55, CIN 6 - UCONN 0
2nd	14:28	CIN	Trails 11 yd run (Pasley kick)			11-90 4:18, MIAMI 7 - CIN 10		01:54	USF	Johnson 4 yd run (Nadelman kick)			4-61 1:23, USF 10 - CIN 6		07:05	CIN	Pasley 26 yd field goal			10-56 2:51, CIN 9 - UCONN 0
	08:40	MIAMI	Dowd 26 yd field goal			12-76 5:42, MIAMI 10 - CIN 10	2nd	13:25	CIN	Trail 1 yd run (Pasley kick)			9-71 3:23, USF 10 - CIN 13		00:28	UConn	Beals 59 yd pass from Shirreffs (Puyol kick)			1-59 0:10, CIN 9 - UCONN 7
3rd	09:08	MIAMI	Murphy 58 yd pass from Bahl (Dowd kick)			1-58 0:10, MIAMI 17 - CIN 10		11:07	USF	Flowers 8 yd run (Nadelman kick)			6-59 2:09, USF 17 - CIN 13	3rd	06:29	UConn	Thomas 26 yd pass from Shirreffs (Puyol kick)			13-88 6:22, CIN 9 - UCONN 14
	04:15	CIN	Boone 2 yd run (Pasley kick)			12-66 4:49, MIAMI 17 - CIN 17		03:00	CIN	Lewis 6 yd pass from Trail (Pasley kick)			12-92 6:05, USF 17 - CIN 20		00:41	UConn	Puyol 30 yd field goal			5-76 3:13, CIN 9 - UCONN 17
	01:07	MIAMI	Dowd 35 yd field goal			7-41 3:05, MIAMI 20 - CIN 17		01:40	USF	Mack 4 yd run (Nadelman kick)			6-72 1:19, USF 24 - CIN 20	4th	03:08	UConn	Puyol 23 yd field goal			16-74 6:49, CIN 9 - UCONN 20
4th	12:11	CIN	Pasley 23 yd field goal			5-29 1:29, MIAMI 20 - CIN 20	3rd	04:29	USF	Flowers 19 yd run (Nadelman kick)			5-37 2:13, USF 31 - CIN 20							
	05:09	CIN	Green 2 yd run (Pasley kick)			12-64 5:28, MIAMI 20 - CIN 27		01:32	USF	Ward 11 yd int return (Nadelman kick)			USF 38 - CIN 20							
							4th	12:30	USF	Mack 49 yd run (Nadelman kick)			4-69 1:41, USF 45 - CIN 20							

2017 CINCINNATI FOOTBALL




GAME-BY-GAME REVIEW

GAME 07 · OCT. 22, 2016 · CINCINNATI, OHIO						GAME 08 · OCT. 28, 2016 · PHILADELPHIA, PA						GAME 09 · NOV. 5, 2016 · CINCINNATI, OHIO														
	EAST CAROLINA				19		CINCINNATI				13		BYU				20									
	CINCINNATI				31		TEMPLE				34		CINCINNATI				3									
Score By Quarters		1	2	3	4	Score	Score By Quarters		1	2	3	4	Score	Score By Quarters		1	2	3	4	Score						
East Carolina		3	0	10	6	19	Cincinnati		0	13	0	0	13	BYU		3	7	7	3	20						
Cincinnati		7	7	10	7	31	Temple		10	7	3	14	34	Cincinnati		3	0	0	0	3						
SCORING PLAYS						SCORING PLAYS						SCORING PLAYS														
1st	10:09	ECU	Plowman 26 yd field goal			16-67 4:51, ECU 3 - CIN 0	1st	10:31	TEM	Boumerhi 26 yd field goal			8-30 3:12, CIN 0 - TEM 3	1st	12:35	CIN	Pasley 23 yd field goal			7-59 2:25, BYU 0 - CIN 3						
	00:37	CIN	Dowdy 14 yd pass from Kiel (Pasley kick)			9-72 3:10, ECU 3 - CIN 7		01:45	TEM	Jennings 40 yd pass from Walker (Boumerhi kick)			4-55 1:58, CIN 0 - TEM 10		00:38	BYU	Almond 28 yd field goal			9-52 4:06, BYU 3 - CIN 3						
2nd	00:28	CIN	Lewis 18 yd pass from Kiel (Pasley kick)			7-93 2:13, ECU 3 - CIN 14	2nd	14:54	CIN	Gray 4 yd pass from Kiel (Pasley kick failed)			5-32 1:41, CIN 6 - TEM 10	2nd	00:48	BYU	Hill 8 yd run (Almond kick)			13-92 6:08, BYU 10 - CIN 3						
3rd	12:43	ECU	Williams 28 yd pass from Nelson (Plowman kick)			3-66 0:49, ECU 10 - CIN 14		13:06	TEM	Bryant 28 yd pass from Walker (Boumerhi kick)			4-82 1:41, CIN 6 - TEM 17	3rd	08:26	BYU	Canada 1 yd run (Almond kick)			12-70 6:26, BYU 17 - CIN 3						
	09:41	CIN	Pasley 42 yd field goal			8-48 2:55, ECU 10 - CIN 17		08:21	CIN	Gray 10 yd pass from Kiel (Pasley kick)			10-76 4:35, CIN 13 - TEM 17	4th	01:39	BYU	Almond 19 yd field goal			16-60 9:41, BYU 20 - CIN 3						
	04:39	ECU	Plowman 37 yd field goal			14-58 4:57, ECU 13 - CIN 17	3rd	04:23	TEM	Boumerhi 27 yd field goal			15-87 7:55, CIN 13 - TEM 20													
	00:50	CIN	Lewis 9 yd pass from Kiel (Pasley kick)			6-92 3:36, ECU 13 - CIN 24	4th	14:30	TEM	Armstead 3 yd run (Boumerhi kick)			8-67 3:36, CIN 13 - TEM 27													
4th	12:54	ECU	Williams 37 yd pass from Nelson (Nelson pass failed)			9-78 2:49, ECU 19 - CIN 24		12:26	TEM	Armstead 6 yd run (Boumerhi kick)			4-18 2:01, CIN 13 - TEM 34													
	02:44	CIN	Lewis 32 yd pass from Kiel (Pasley kick)			6-59 1:52, ECU 19 - CIN 31																				
		ECU							CIN							BYU				CIN						
FIRST DOWNS		28			25	FIRST DOWNS		10			25	FIRST DOWNS		23			16									
RUSHES-YARDS (NET)		44-221			35-165	RUSHES-YARDS (NET)		22-67			60-275	RUSHES-YARDS (NET)		47-207			25-96									
PASSING YDS (NET)		283			348	PASSING YDS (NET)		119			199	PASSING YDS (NET)		130			199									
Passes Att-Comp-Int		43-28-2			40-23-0	Passes Att-Comp-Int		27-15-0			19-12-0	Passes Att-Comp-Int		25-15-1			32-19-1									
TOTAL OFFENSE PLAYS-YARDS		87-504			75-513	TOTAL OFFENSE PLAYS-YARDS		49-186			79-474	TOTAL OFFENSE PLAYS-YARDS		72-337			57-295									
Fumble Returns-Yards		0-0			0-0	Fumble Returns-Yards		0-0			0-0	Fumble Returns-Yards		0-0			0-0									
Punt Returns-Yards		0-0			3-8	Punt Returns-Yards		2-24			0-0	Punt Returns-Yards		0-0			1-0									
Kickoff Returns-Yards		4-76			4-74	Kickoff Returns-Yards		6-152			1-14	Kickoff Returns-Yards		1-26			4-96									
Interception Returns-Yards		0-0			2-35	Interception Returns-Yards		0-0			0-0	Interception Returns-Yards		1-37			1-6									
Punts (Number-Avg)		4-37.0			6-37.5	Punts (Number-Avg)		7-33.0			3-46.3	Punts (Number-Avg)		3-41.3			4-43.0									
Fumbles-Lost		2-1			0-0	Fumbles-Lost		2-2			1-1	Fumbles-Lost		0-0			0-0									
Penalties-Yards		4-34			9-82	Penalties-Yards		4-35			3-25	Penalties-Yards		5-28			4-40									
Possession Time		30:19			29:41	Possession Time		19:37			40:23	Possession Time		37:57			22:03									
Third-Down Conversions		8 of 17			6 of 15	Third-Down Conversions		5 of 12			7 of 14	Third-Down Conversions		10 of 16			4 of 13									
Fourth-Down Conversions		2 of 3			0 of 1	Fourth-Down Conversions		0 of 0			1 of 2	Fourth-Down Conversions		1 of 2			0 of 2									
Red-Zone Scores-Chances		2-2			3-3	Red-Zone Scores-Chances		2-2			4-5	Red-Zone Scores-Chances		4-4			1-3									
Sacks By: Number-Yards		0-0			0-0	Sacks By: Number-Yards		2-24			1-8	Sacks By: Number-Yards		2-16			0-0									
RUSHING: East Carolina-SUMMERS, James 21-95; SCOTT, Anthony 13-70; NELSON, Philip 10-56. Cincinnati-BOONE, Mike 14-88; GREEN, Tion 15-71; KIEL, Gunner 2-10; GRAY, Devin 1-3; TEAM 3-minus 7.						RUSHING: Cincinnati-GREEN, Tion 11-46; BOONE, Mike 9-24; KIEL, Gunner 2-minus 3. Temple-THOMAS,Jahad 17-151; ARMSTEAD,R 18-61; HOOD,David 4-33; WALKER,Phillip 9-11; WRIGHT,Isaiah 7-10; GARDNER,Jager 4-5; SHARGA,Nick 1-4.						RUSHING: BYU-WILLIAMS, Jamaa 25-92; HILL, Taysom 12-75; CANADA, Squally 9-41; TEAM 1-minus 1. Cincinnati-GREEN, Tion 16-82; BOONE, Mike 2-22; LEWIS, Kahlil 2-5; BANSCHBACH, Chad 2-4; TEAM 1-minus 1; KIEL, Gunner 2-minus 16.														
PASSING: East Carolina-NELSON, Philip 28-43-2-283. Cincinnati-KIEL, Gunner 23-40-0-348.						PASSING: Cincinnati-KIEL, Gunner 15-27-0-119. Temple-WALKER,Phillip 12-19-0-199.						PASSING: BYU-HILL, Taysom 15-25-1-130. Cincinnati-KIEL, Gunner 19-32-1-199.														
RECEIVING: East Carolina-JONES, Zay 11-69; WILLIAMS, Jimmy 7-129; FARRIER, Deondr 4-49; SUMMERS, James 3-26; JOHNSON, Quay 2-9; SCOTT, Anthony 1-1. Cincinnati-LEWIS, Kahlil 11-150; GRAY, Devin 6-98; COLE, Nate 3-28; BOONE, Mike 1-54; DOWDY, DJ 1-14; GREEN, Tion 1-4.						RECEIVING: Cincinnati-COLE, Nate 5-32; GRAY, Devin 4-23; LEWIS, Kahlil 2-25; BOONE, Mike 2-18; GREEN, Tion 1-16; DOWDY, DJ 1-5. Temple-BRYANT,Ventell 3-66; THOMAS,Jahad 3-18; KIRKWOOD,Keith 2-38; YANCY,Brodrick 2-34; JENNINGS,Adonis 1-40; DELOATCH,Romond 1-3.						RECEIVING: BYU-KURTZ, Nick 4-33; JUERGENS, Mitch 4-24; TRINNAMAN, Jona 2-47; PEARSON, Colby 2-16; BROWN, Algernon 2-11; HIFO, Aleva 1-minus 1. Cincinnati-GRAY, Devin 7-105; GREEN, Tion 5-22; BANSCHBACH, Chad 2-7; LEWIS, Kahlil 1-16; COLE, Nate 1-15; GEDDIS, Thomas 1-14; BOONE, Mike 1-11; JOHNSON, Tshumbi 1-9.														



2017 CINCINNATI FOOTBALL

GAME-BY-GAME REVIEW

GAME 10 • NOV. 12, 2016 • ORLANDO, FLA.						GAME 11 • NOV. 17, 2016 • CINCINNATI, OHIO						GAME 12 • NOV. 25, 2016 • TULSA, OKLA.						
	CINCINNATI				3		MEMPHIS				34		CINCINNATI				37	
	UCF				24		CINCINNATI				7		TULSA				40	
Score By Quarters						Score By Quarters						Score by Quarters						
Cincinnati						Memphis						Cincinnati						
UCF						Cincinnati						Tulsa						
120343						131470						177733						
1007724						00077						77713640						
SCORING PLAYS						SCORING PLAYS						SCORING PLAYS						
1st	08:12	UCF	Wright 22 yd field goal			1st	10:33	MEM	Elliott 37 yd field goal			1st	08:31	CIN	Geddis 38 yd pass from Moore (Pasley kick)			
			13-75 4:54, CIN 0 - UCF 3						13-51 4:27, MEM 3 - CIN 0						4-62 1:23, CIN 7 - TLS 0			
	03:20	UCF	Snelson 1 yd pass from Milton (Wright kick)				08:38	MEM	Dorceus 2 yd run (Elliott kick)				07:25	CIN	Moore 29 yd pass from Cogswell (Pasley kick)			
			10-56 3:28, CIN 0 - UCF 10						4-18 1:15, MEM 10 - CIN 0						1-29 0:11, CIN 14 - TLS 0			
2nd	07:36	CIN	Pasley 38 yd field goal				06:23	MEM	Elliott 32 yd field goal				05:44	TLS	Flanders 5 yd run (Jones kick)			
			9-59 5:10, CIN 3 - UCF 10						4-3 1:37, MEM 13 - CIN 0						6-85 1:36, CIN 14 - TLS 7			
3rd	06:53	UCF	McDonald 23 yd blocked punt ret (Wright kick)			2nd	12:23	MEM	Magnifico 2 yd pass from Stewart (Elliott kick)				03:06	CIN	Pasley 23 yd field goal			
			CIN 3 - UCF 17						14-80 5:21, MEM 20 - CIN 0						8-76 2:32, CIN 17 - TLS 7			
4th	11:45	UCF	Hamilton 25 yd run (Wright kick)				01:28	MEM	Dorceus 8 yd run (Elliott kick)			2nd	09:56	CIN	Gray 82 yd pass from Moore (Pasley kick)			
			3-25 0:38, CIN 3 - UCF 24						6-32 1:53, MEM 27 - CIN 0						3-92 1:01, CIN 24 - TLS 7			
			CIN	UCF		3rd	10:53	MEM	Miller 22 yd pass from Stewart (Elliott kick)				00:43	TLS	Lucas 17 yd pass from Evans (Jones kick)			
									5-37 2:14, MEM 34 - CIN 0						14-84 4:08, CIN 24 - TLS 14			
						4th	13:13	CIN	Gray 10 yd pass from Moore (Pasley kick)			3rd	11:53	TLS	Hobbs 2 yd pass from Evans (Jones kick)			
									9-65 4:10, MEM 34 - CIN 7						9-65 3:01, CIN 24 - TLS 21			
									MEM	CIN			04:43	CIN	Rollins 70 yd pass from Moore (Pasley kick)			
FIRST DOWNS			18	19					20	17					3-87 0:52, CIN 31 - TLS 21			
RUSHES-YARDS (NET)			36-107	43-155					53-172	35-100			4th	14:56	TLS	Jones 24 yd field goal		
PASSING YDS (NET)			220	150					159	144						12-80 4:46, CIN 31 - TLS 24		
Passes Att-Comp-Int			42-19-2	34-22-0					20-16-0	34-23-2				05:57	CIN	Pasley 39 yd field goal		
TOTAL OFFENSE PLAYS-YARDS			78-327	77-305					73-331	69-244						11-31 3:39, CIN 34 - TLS 24		
Fumble Returns-Yards			0-0	0-0					0-0	0-0				03:12	TLS	Minter 5 yd pass from Evans (Jones kick)		
Punt Returns-Yards			3-25	3-55					2-35	1-20						11-74 2:42, CIN 34 - TLS 31		
Kickoff Returns-Yards			0-0	1-17					2-28	2-21				00:00	TLS	Jones 22 yd field goal		
Interception Returns-Yards			0-0	2-36					2-29	0-0						9-83 1:19, CIN 34 - TLS 34		
Punts (Number-Avg)			9-35.9	9-46.0					4-45.8	6-41.5			OT	15:00	CIN	Pasley 33 yd field goal		
Fumbles-Lost			3-1	0-0					1-1	1-1						4-9 0:00, CIN 37 - TLS 34		
Penalties-Yards			2-15	4-36					5-45	5-52				15:00	TLS	Flanders 4 yd run		
Possession Time			31:05	28:55					33:15	26:45						4-25 0:00, CIN 37 - TLS 40		
Third-Down Conversions			5 of 19	7 of 18					8 of 16	5 of 14						CIN	TLS	
Fourth-Down Conversions			0 of 1	0 of 1					1 of 2	1 of 2						18	35	
Red-Zone Scores-Chances			1-2	2-2					5-6	1-2						33-134	65-306	
Sacks By: Number-Yards			1-5	5-33					4-31	1-9						400	305	
RUSHING: Cincinnati-GREEN, Tion 15-76; BUCKLEY, Deionte 4-18; JOHNSON, Avery 1-9; TRAIL, Ross 3-7; BANSCHBACH, Chad 3-6; LEWIS, Kahlil 1-5; MOORE, Hayden 9-minus 14. UCF-HAMILTON, Jawon 17-81; WILSON, Dont 10-23; MILTON, M. 7-19; KILLINS, Adrian 5-17; McGOWAN, Taj 3-9; BURKETT, C. 1-6.						RUSHING: Memphis-DORCEUS, D. 13-66; TAYLOR, Patrick 17-38; POLLARD, Tony 9-37; STEWART, Jason 8-11; FERGUSON, Riley 2-10; MILLER, Anthony 1-5; HENDERSON, D. 3-5. Cincinnati-BUCKLEY, Deionte 7-49; GREEN, Tion 12-41; MOORE, Hayden 13-9; LEWIS, Kahlil 1-7; JOHNSON, Avery 1-1; GRAY, Devin 1-minus 7.						PASSING: Cincinnati-MOORE, Hayden 13-25-1-129; KIEL, Gunner 6-17-1-91. UCF-MILTON, M. 22-34-0-150.						
PASSING: Cincinnati-MOORE, Hayden 13-25-1-129; KIEL, Gunner 6-17-1-91. UCF-MILTON, M. 22-34-0-150.						PASSING: Memphis-STEWART, Jason 13-15-0-138; FERGUSON, Riley 3-5-0-21. Cincinnati-MOORE, Hayden 23-34-2-144.						RECEIVING: Cincinnati-LEWIS, Kahlil 6-84; JOHNSON, Tshumbi 3-68; GREEN, Tion 3-17; GRAY, Devin 3-16; COLE, Nate 2-25; ROLLINS, Jerron 1-6; BANSCHBACH, Chad 1-4. UCF-SMITH, Tre'Quan 4-38; STEWART, Cam 4-29; WILSON, Dont 3-31; SNELSON, D. 3-7; OLDHAM, Taylor 2-17; COLUBIALE, M. 2-17; HAMILTON, Jawon 2-2; JONES, Hayden 1-5; PAYTON, Tristan 1-4.						
RECEIVING: Cincinnati-LEWIS, Kahlil 6-84; JOHNSON, Tshumbi 3-68; GREEN, Tion 3-17; GRAY, Devin 3-16; COLE, Nate 2-25; ROLLINS, Jerron 1-6; BANSCHBACH, Chad 1-4. UCF-SMITH, Tre'Quan 4-38; STEWART, Cam 4-29; WILSON, Dont 3-31; SNELSON, D. 3-7; OLDHAM, Taylor 2-17; COLUBIALE, M. 2-17; HAMILTON, Jawon 2-2; JONES, Hayden 1-5; PAYTON, Tristan 1-4.						RECEIVING: Memphis-MAYHUE, Phil 3-42; TAYLOR, Patrick 3-13; MILLER, Anthony 2-37; DORCEUS, D. 2-23; POLLARD, Tony 2-13; MONTIEL, Daniel 1-15; HENDERSON, D. 1-8; DYKES, Sean 1-6; MAGNIFICO, Joey 1-2. Cincinnati-COLE, Nate 6-34; GRAY, Devin 4-33; LEWIS, Kahlil 4-31; GREEN, Tion 3-17; BEARD, Brayden 2-14; JOHNSON, Avery 1-6; GEDDIS, Thomas 1-6; DOWDY, DJ 1-5; ROLLINS, Jerron 1-minus 2.						RUSHING:Cincinnati-GREEN, Tion 14-67; BUCKLEY, Deionte 8-30; MOORE, Hayden 7-23; BOOSE, Taylor 2-9; ROLLINS, Jerron 1-3; GRAY, Devin 1-2. Tulsa-FLANDERS, J. 39-197; BREWER, D. 21-99; EVANS, D. 5-10.						
												PASSING: Cincinnati-MOORE, Hayden 20-37-0-371; COGSWELL, Tyler 1-1-0-29. Tulsa-EVANS, D. 25-38-2-305; TEAM 0-1-0-0.						
												RECEIVING: Cincinnati-GRAY, Devin 5-143; COLE, Nate 5-20; GEDDIS, Thomas 3-104; ROLLINS, Jerron 3-84; DEGUARA, Josiah 2-15; GREEN, Tion 2-5; MOORE, Hayden 1-29. Tulsa-LUCAS, K. 8-120; JOHNSON, K. 7-62; ATKINSON, J. 6-96; HOBBS, J. 3-22; MINTER, C. 1-5.						



2017 CINCINNATI FOOTBALL



HISTORY & RECORDS

FOOTBALL HISTORY

THE 1924 BEARCATS



The University of Cincinnati football team, under the direction of Luke Fickell, will play its 130th season of football in 2017.

The Bearcats program dates to 1885 and ranks as one of the 10 oldest in major college football and holds an all-time mark of 599-578-51. UC has won a conference championship in five of the last nine seasons and played in a bowl game in eight of the last 10 years. The Bearcats have won 94 games over the last 11 years, the most among the current American Athletic Conference. In 2010, UC reached as high as No. 3 in all three major polls (Associated Press, USA Today, Bowl Championship Series).

UC's football program is one of the nation's oldest — only Rutgers (1869), Michigan (1879), Navy (1880), and Minnesota (1883), among NCAA Football Bowl Subdivision institutions, predate Cincinnati, which began the sport in 1885.

UC has been involved in several historic college football milestones starting with Dec. 8, 1888. That day, the Bearcats and Miami (Ohio) University engaged in the first college football game played in the state of Ohio, launching a rivalry that is tied for the oldest in the game among major universities — North Carolina vs. Wake Forest began playing that same year. The Battle for the Victory Bell is the fifth-most played rivalry series in college football.

A few years later in 1897, UC received an invitation to visit New Orleans to play a football game as a reward for a successful season, a precursor to the current postseason football bowl games.


In the 1930s, a UC football player wore a device with his helmet to protect his broken nose. The device was a forerunner of the now standard face mask. The first soccer-style place kick was also attempted by a Bearcat, Hank Hartong, in the early 1960s.

Coaching luminaries have patrolled the sidelines at Cincinnati. College Football Hall of Fame coach Frank Cavanaugh began his 24-season career at UC. Sid Gillman, a member of the College and NFL Halls of Fame, was the architect of one of the top eras of Cincinnati football history. He directed the Bearcats to three conference titles and a pair of bowl game appearances during his six seasons (1949-54) before leaving for the professional ranks. Cincinnati, with Gillman developing the passing offenses which would make him successful in the pro ranks, became known for its aerial attack in the early 1950s. That notoriety continued long after his departure.

In 1968, the Bearcats were the nation's top passing team with quarterback Greg Cook leading the NCAA in total offense, while receiver/kicker Jim O'Brien captured the national scoring title. A year later, Cook earned Rookie of the Year honors as a Cincinnati Bengal, and two years later, O'Brien kicked the game-winning field goal for the Baltimore Colts in Super Bowl V.

With more than 100 players advancing into the professional ranks and nine earning Super Bowl wins, 41 earning all-America honors, and 11 garnering academic all-America recognition, Cincinnati football has clearly made an important impact on college football with its long history of accomplishments.

JONATHAN RUFFIN



// BOWL-CATS Cincinnati has been to 13 bowl games over the last 16 seasons and 17 in the program's 127 seasons. UC played in the first Bowl Championship Series game in school history, taking on Virginia Tech in the 75th FedEx Orange Bowl on Jan. 1, 2009.

// ALL-AMERICA TRADITION Forty-one Bearcats have earned All-America recognition. Mike Woods garnered first-team honors in 1977, earning him an appearance on Bob Hope's television special. Punter Kevin Huber became the first two-time First-Team Associated Press all-American in UC history when he earned the honor in 2007 and 2008.

// "THE TOE" Jonathan Ruffin received the Lou Groza Award as the nation's top kicker in 2000 after booting a record 26 field goals. He was presented the award by ESPN's Chris Fowler. Ruffin was also a consensus all-American that year.

// TROPHY GAMES The Bearcats are involved in three trophy games. Cincinnati's annual clash with the Miami RedHawks is tied for the third-most-played series in college football history and the second-longest active rivalry in the FBS. The winner of the yearly fall battle claims the Victory Bell. The winner of the UC-Louisville contest takes home the Keg of Nails, while the winner of the UC-Pittsburgh game stakes claim to the River City Rivalry Trophy. UC currently holds two of the three trophies.

// UPSET CATS UC football has been dangerous to top teams over the years, knocking off the likes of No. 8 Wisconsin, 17-12, at home in 1999, going to defending national champion Penn State in 1983 and upending the Nittany Lions, 14-3, and dominating Virginia Tech, 16-0, in 1995 while allowing just 41 yards of offense. However, possibly the biggest upset in UC history came in 2006 as the Bearcats beat its highest-ranked opponent in Nippert Stadium history, blowing away then-No. 7 Rutgers, 30-11.

// CHAMPIONSHIP FOOTBALL With an 86-43 record since the 2007 season, the Bearcats have become relevant on the national stage once again. In 2008, UC claimed the BIG EAST Conference title, the school's first outright conference crown since 1946. The Bearcats climbed as high as No. 12 in the Associated Press, and USA Today Top 25 polls on the way to a school-record 11 wins. In 2009, UC set a school-record with 12 wins, finished No. 3 in the final Bowl Championship Series rankings, won its second-straight BIG EAST crown, and played in the Allstate Sugar Bowl. The Sugar Bowl appearance closed out the school's first-ever string of four straight bowl appearances. In 2011, UC won its third BIG EAST crown in four years and finished ranked in both the final Associated Press and USA Today Coaches polls. In 2012, UC became the only FBS AQ school in the country to win its fourth conference title over the past five years. The Bearcats played in the Belk Bowl in 2012 and 2013 and the Military Bowl in 2014, marking bowl appearances in eight of the past nine seasons. With UC's 2015 berth in the Hawai'i Bowl, the Bearcats made a bowl game in five straight years for the first time in school history.

CONNOR BARWIN



1885 UC fielded its first football team under the organization of Arch Carson, who served as the first coach. The team won a pair of games over a club from neighboring Mt. Auburn.

1888 Cincinnati and Miami faced off in Oxford for the first college football game in the state of Ohio. The game ended in a scoreless tie but launched a rivalry that is tied for the honors of being the oldest among major college schools.

1897 Following a 7-1-1 season--the lone loss was to the fabled Carlisle Indians--Cincinnati was invited to celebrate New Years in New Orleans and play a contest against the host Southern Athletic Club. A day after their victory, the Bearcats accepted a challenge from LSU and also defeated the Tigers.

1898 Frank Cavanaugh, immortalized as the Iron Major, began his head coaching career at Cincinnati. He was elected to the National Football Foundation Hall of Fame at the conclusion of his illustrious career.

1901 Cincinnati played its first home game at the current site of Nippert Stadium, defeating Hanover, 18-0.

1912 Cincinnati scored a school-record 124 points in a shutout win over Transylvania. Ike Stewart and Bob Heuck each tallied six TDs and Alonzo Wells kicked 12 PATs, all UC records.

1914 Cincinnati teams first used the nickname Bearcats.

1915 Construction began on permanent stadium seating and facilities.

1922 George McLaren, another UC mentor to be elected to the College Football Hall of Fame, began his four-season tenure as UC's head coach.

1923 Nippert Stadium was the site of the first night football game in the Midwest as Cincinnati defeated Kentucky Wesleyan, 17-0. In the season-ending game vs. Miami, Jimmy Nippert sustained a spike wound and died a month later of blood poisoning. His grandfather, James Gamble, donated the money needed to finish the stadium construction.

1924 Nippert Stadium was dedicated.

1933 UC won the first of two straight Buckeye Athletic Association titles.

1934 UC played its first Homecoming game, defeating Marshall, 7-0.

1935 The Bearcats' first NFL players, Bill Feldhaus (Detroit) and Ray Nolting (Chicago), lead UC to a 7-2 record before embarking on their pro careers.

1942 UC hosted No. 2 Georgia at Nippert Stadium. The Bulldogs won, 35-13, and won the Rose Bowl a few months later. The other lone blemish on UC's 8-2 record was to Sugar Bowl victor Tennessee.

1943-44 Football suspended due to World War II.

1946 Cincinnati defeated defending Big 10 Conference champion Indiana in the season opener en route to a 9-2 record. The season was capped by the Bearcats' first bowl appearance. UC defeated Virginia Tech, 18-6, in the Sun Bowl.

1947 UC won its first Mid-American Conference championship. The Bearcats won four crowns in their six-year association with the league.

1949 Sid Gillman took over as head coach and promptly piloted UC to a Mid-American Conference title and a win over Toledo in the Glass Bowl. Tom O'Malley's 1,617 passing yards led the nation.

1950 The Bearcats advanced to the Sun Bowl but are edged by West Texas State, 14-13.

1951 UC posted an all-time best record of 10-1. Gene Rossi and Bob Stratton became the first Bearcats to earn all-America recognition.

1953 Cincinnati led the nation in both total offense (409.5 yards per game) and total defense (184.3), a feat accomplished by only three other teams in college football history.

1954 Sid Gillman left for the Los Angeles Rams after directing UC to an 8-2 ledger. In six seasons under the eventual college and pro hall of fame coach, the Bearcats posted a 50-13-1 record and won three Mid-American Conference titles.

1956 UC led the nation in punt return average at 17.7 yards per return.

1959 Dave Canary became the first of 11 Bearcats to earn academic all-America honors. Canary eschewed pro football possibilities to pursue a successful acting career and became a regular in several TV series. Teammates Jack Lee and Jim Leo were named MVP of the Senior Bowl and College All-Star games, respectively.

1963-64 Cincinnati won back-to-back Missouri Valley Conference titles under Chuck Studley, who went on to become head coach of the Houston Oilers. UC compiled a 14-6 record during those two seasons.

1968 Cincinnati led the nation in passing offense, averaging 335.8 yards per game. Greg Cook led the nation in total offense, amassing 3,210 yards, while receiver/kicker Jim O'Brien was the nation's leading scorer with 142 points.

1970 Bob Bell became the second Bearcat in as many seasons to be a first-round selection in the NFL Draft.

1976 Cincinnati defeated Arizona State and Vanderbilt en route to a 9-2 ledger. Co-Captain Mike Woods earned first-team all-America honors and was a second-round draft pick by the Baltimore Colts.

1983 UC opened the season with a 14-3 upset of defending national champion Penn State at Beaver Stadium.

1985 The Bearcats upset a pair of 1984 bowl teams, Virginia Tech and Boston College.

1986 UC hosted the No. 1 Miami Hurricanes at Nippert Stadium. The Hurricanes validated its ranking with a 45-13 win.

1992 Nippert Stadium reopened to full use following an extensive renovation. The Bearcats hosted No. 8 Penn State in the season opener, and nearly pulled off the upset before falling, 24-20.

1995 Robert Tate led the nation in kickoff return average, averaging 34.3 yards on 15 returns. Tate was named both Offensive and Special Teams MVP in Conference USA.

1996 Cincinnati began competition in Conference USA. The Bearcats posted back-to-back crowds of 30,729 for Kentucky and 30,887 for Miami University, breaking the old stadium attendance record.

1997 Cincinnati ended a draught of 47 seasons without a bowl game appearance when it was selected to play in the inaugural Humanitarian Bowl. The Bearcats defeated Utah State, 35-19, to finish the year at 8-4.

1999 Cincinnati upset No. 8 Wisconsin, 17-12 in Nippert Stadium.

2000 UC won five of its last six games to finish second in Conference USA and earn a bid to play Marshall in the Motor City Bowl. Jonathan Ruffin became a first consensus first-team all-America choice and received the 2000 Lou Groza Award after leading the nation in field goals.

2001 The Bearcats opened the season against No. 25 Purdue in front of a sellout Nippert Stadium crowd. UC won its first four league games en route to a second-place finish in Conference USA and second straight trip to the Motor City Bowl. Quarterback Gino Guidugli is named the C-USA Freshman of the Year after setting school and league freshman records by throwing for 2,573 yards and 16 touchdowns.

2002 Cincinnati set school and Conference USA single-game attendance marks when 66,319 packed Paul Brown Stadium to see UC play eventual national champion Ohio State. UC won its final five league games to claim a share of the C-USA title, its first league championship since 1964. Quarterback Gino Guidugli threw for 3,543 yards, one of five season records set by the sophomore. UC earned a bowl bid for a record third straight year, playing in the New Orleans Bowl.

2004 The Bearcats recovered from a 2-4 start to win five of their last six games, including a convincing 52-24 victory over No. 21 Southern Miss. UC was selected for the Fort Worth Bowl where the Bearcats defeated Marshall, 32-14.

2005 Cincinnati began play in the BIG EAST Conference

2006 The Bearcats posted a 7-5 regular-season mark, playing a schedule that featured five teams ranked in the Top 10 at the time they faced UC. After a couple of near misses against those ranked foes, UC downed No. 7 Rutgers, 30-11, before a national television audience. Cincinnati earned a berth in the inaugural International Bowl in Toronto, Ont. The UC squad earned a 27-24 win over Western Michigan.

2007 The program equaled the school single-season record for wins, posting a 10-3 record and earning a No. 17 ranking in the final Associated Press poll. It marked the first time UC ended the season among the nation's Top 25 programs. Three Bearcats earned all-America honors, including punter Kevin Huber, who was the school's second consensus selection.

2008 The Bearcats had a banner season that included 11 wins, the program's first BIG EAST Conference Championship, a final ranking of No. 17 in both the Associated Press and USA Today Top 25 polls, and a Bowl Championship Series appearance in the 75th FedEx Orange Bowl on Jan. 1, 2009. Five UC players earned all-America honors while punter Kevin Huber became the first two-time First Team Associated Press all-America selection in school history.

2009 Cincinnati ran off a school-record 12-straight wins, achieved a best-ever ranking of No. 3 in the country (AP/USA Today/BCS) and won its second-straight BIG EAST Conference Championship before falling to Florida in the 2010 Allstate Sugar Bowl. Wide receiver Mardy Gilyard re-wrote parts of the UC record book on the way to earning AFCA First-Team All-America honors.

2010 In 2010, the Bearcats led the BIG EAST in scoring offense (27.1 ppg), total offense (417.3 ypg), passing offense (260.7 ypg), first downs (21.9 pg), third-down conversions (45.6 pct.), and touchdown passes (27). Wide receiver Armon Binns and quarterback Zach Collaros were both First-Team All-BIG EAST selections while five other teammates earned All-BIG EAST honors.

2011 UC was the most improved NCAA FBS AQ team in 2011, finishing with a 10-3 mark, a Top-25 final ranking, winning its third BIG EAST Conference title in four years and knocking off SEC foe Vanderbilt in the 2011 AutoZone Liberty Bowl, the program's first bowl win over a BCS opponent. Eight student-athletes earned All-BIG EAST accolades in 2011, including BIG EAST Offensive Player of the Year Isaiah Pead and BIG EAST Co-Defensive Player of the Year Derek Wolfe. Wolfe, a senior defensive tackle, earned spots on five All-America teams and JK Schaffer was named the 2011 American Eagle Outfitters BIG EAST Football Scholar-Athlete of the Year.

2012 UC closed out its sixth 10-win season in 125 years of football. The Bearcats were one of only four NCAA FBS AQ programs to have won 10 games in five of the past six seasons, joining Alabama, Oklahoma and Oregon. UC also won its fourth conference championship in the past five seasons and earned a victory over Duke in a thrilling come-from-behind effort in the 2012 Belk Bowl.

2013 UC had the most prolific offense in school history leading the newly formed American Athletic Conference in total offense (472.1) and rushing offense (168.3) with the offense totaling a school-record 6,137 yards. The Bearcats' defense was one of the best in the country, ranking in the top 10 nationally in both rushing defense (6th, 104.5 ypg) and total defense (9th, 315.6 ypg). Nine student-athletes earned all-conference honors.

2014 UC finished out the campaign with a 9-4 record, an American Athletic Conference Championship and a matchup against Virginia Tech in the 2014 Military Bowl presented by Northrop Grumman, benefiting the USO. Cincinnati rebounded from a 2-3 start and finished the regular season 9-3 on a seven-game winning streak with a share of the conference crown, UC's fifth league title in seven years and 14th all-time. The Bearcats placed seven student-athletes on the all-conference team, including OL Eric Lefeld, UC's first three-time, first-team all-league selection since OL Jason Fabin (1995-97).

2015 The 2015 UC squad finished 7-6, played in the Hawai'i Bowl, had the most prolific offense in school history, set 18 school records and finished No. 6 in the NCAA FBS in total offense, averaging 537.8 yards per game. WR Shaq Washington set UC's school-records for career (240) and single-season (90) receptions while Chris Moore hauled in a UC record 26 touchdown passes during his career.

2016 Not a lot went right for the University of Cincinnati football team in 2016. The Bearcats started the season 3-1 with a road win at Big Ten Conference program Purdue and picked up their 11th-straight win over longtime rival Miami (Ohio). The rest of the way saw UC's offense sputter, a litany of injuries to key starters and reserves and only one win in the final eight games of the season. Tommy Tuberville stepped down as head coach on Dec. 4 and Luke Fickell was named his replacement on Dec. 10.



BOWL HISTORY



Cincinnati's proud football history includes a number of firsts, possibly including the first postseason bowl game.

The NCAA Official Football Records recognizes the Rose Bowl, which was started in 1902, as being the first collegiate bowl game. A manuscript written by former UC athletic director Bill Schwarberg points to a bowl appearance by Cincinnati that pre-dates the Rose Bowl by five years.

Schwarberg, who played for the Bearcats from 1933-36 and served as interim Director of Athletics in 1976, cited a record in the University's McMicken Review. It indicated that following the 1897 season, Cincinnati became the first institution from Ohio to make a trip south to play in a postseason game.

Cincinnati posted a 7-1-1 record that year, which included a 34-0 win over Ohio State. The lone team to beat UC was the powerful Carlisle Indians.

Shortly after Thanksgiving, management of the Cincinnati team received an invitation from the Southern Athletic Club to play a game in New Orleans on New Year's Day. A travel party of 14, which included the substitutes and the coach and manager, departed for New Orleans on Dec. 30 where they were hosted by the Southern Athletic Club. Accounts of the game have UC winning with ease by a score of 16-0.

At a victory party that evening, players from Louisiana State challenged the Bearcats to a game the next day in Baton Rouge. UC accepted the challenge and overwhelmed the LSU team, 28-0. Accounts of the trip describe lavish entertainment provided during the trip.

If this was indeed UC's first bowl game, it was 49 years before the Bearcats again experienced postseason play.

The post-World War II influx of veterans into colleges rejuvenated college athletics, and with that came a surge of new bowls. Cincinnati capped a successful 1946 season with a trip to the Sun Bowl in El Paso, Texas. There, the Bearcats defeated Virginia Tech, 18-6.

UC made appearances in the Glass Bowl in Toledo in 1949 and returned to the Sun Bowl at the end of the 1950 campaign.

Cincinnati then went 47 years without a bowl appearance. That drought was broken when the Bearcats played in the inaugural Humanitarian Bowl in Boise, Idaho in 1997.

With Conference USA developing alliances with five bowls, the Bearcats made three straight bowl appearances in 2000, 2001 and 2002--the first two in the Motor City Bowl in Detroit and the third in the New Orleans Bowl.

In 2004, UC was selected to represent Conference USA in the PlainsCapital Fort Worth Bowl, the Bearcats' fourth bowl appearance in the past five years. UC defeated Marshall, 32-14, in that contest.

After the 2006 season, Cincinnati earned its first BIG EAST Conference bowl appearance after knocking off Connecticut in the season finale. In unusual circumstances following Mark Dantonio and his staff's departure to Michigan State before the bowl game, UC hired Brian Kelly from Central Michigan who came in and in just 34 days prepared UC and defeated Western Michigan University, 27-24, in the inaugural International Bowl in Toronto, Ontario.

Following a 9-3 regular season in 2007, the Bearcats earned victory number 10 in the PapaJohns.com Bowl with a 31-21 win against former Conference USA foe Southern Mississippi.

UC made history again in 2008, following a school-record 11 wins in the regular season and the programs' first BIG EAST Championship. The Bearcats earned their first ever trip to a Bowl Championship Series Game, taking on Virginia Tech in the 75th FedEx Orange Bowl.

The Bearcats followed up their 2008 successes by winning their second-straight BIG EAST Championship in 2009 after a perfect 12-0 regular season. Climbing to No. 3 in the final Bowl Championship Series rankings, UC earned a spot in the 2010 Allstate Sugar Bowl against the Florida Gators, coached by UC alum Urban Meyer.

UC has an 8-9 all-time bowl record and has played in the postseason in nine of the last 11 years.

ALL-TIME BOWL GAME RESULTS

BOWL	LOCATION	DATE	OPPONENT	RESULT
Sun Bowl	El Paso, Texas	Jan. 1, 1947	Virginia Tech	W, 18-6
Glass Bowl	Toledo, Ohio	Dec. 3, 1949	Toledo	W, 33-13
Sun Bowl	El Paso, Texas	Jan. 1, 1951	West Texas A&M	L, 14-13
Humanitarian Bowl	Boise, Idaho	Dec. 29, 1997	Utah State	W, 35-19
Motor City Bowl	Pontiac, Mich.	Dec. 27, 2000	Marshall	L, 25-14
Motor City Bowl	Pontiac, Mich.	Dec. 29, 2001	Toledo	L, 23-16
New Orleans Bowl	New Orleans, La.	Dec. 17, 2002	North Texas	L, 24-19
PlainsCapital Fort Worth Bowl	Fort Worth, Texas	Dec. 23, 2004	Marshall	W, 32-14
International Bowl	Toronto, Ontario	Jan. 6, 2007	Western Michigan	W, 27-24
PapaJohns.com Bowl	Birmingham, Ala.	Dec. 22, 2007	Southern Mississippi	W, 31-21
FedEx Orange Bowl	Miami, Fla.	Jan. 1, 2009	Virginia Tech	L, 20-7
Allstate Sugar Bowl	New Orleans, La.	Jan. 1, 2010	Florida	L, 51-24
Autozone Liberty Bowl	Memphis, Tenn.	Dec. 31, 2011	Vanderbilt	W, 31-24
Belk Bowl	Charlotte, N.C.	Dec. 27, 2012	Duke	W, 48-34
Belk Bowl	Charlotte, N.C.	Dec. 29, 2013	North Carolina	L, 39-17
Military Bowl	Annapolis, Md.	Dec. 27, 2014	Virginia Tech	L, 33-17
Hawai'i Bowl	Honolulu, Hawai'i	Dec. 24, 2015	San Diego State	L, 42-7

ALL-TIME BOWL RECORD

8-9





The University of Cincinnati has been well-represented on the lists of professional and college coaching greats, a legacy which continues into 2016 with a proliferation of former Bearcats mentors, assistant coaches and players in the NFL, CFL and major university ranks.

Sid Gillman has long been the standard-bearer for Bearcat coaching greats. Gillman, whose 50-13-1 record in his six seasons in the late 1940s and early 1950s is one of the winningest marks at UC, is one of the few coaches to earn induction into both the college and professional football halls of fame. His UC success vaulted him into the NFL, with the Los Angeles Rams.

Two other members of the College Football Hall of Fame, Frank Cavanaugh and George Little, launched their head coaching careers at UC. Cavanaugh, the legendary "Iron Major" for his accomplishments as a coach and war hero at Army, in 1898, and Little, who earned fame at Michigan and Wisconsin, in 1914-15. Former UC assistants Dick MacPherson and Don Nehlen are also in the College Football Hall of Fame. MacPherson, a UC assistant in the early 1960s, concluded a distinguished career at Syracuse. Nehlen, on the 1963 UC staff, was West Virginia's winningest coach following his 21 seasons there.

One-time Bearcats mentors Homer Rice (1967-68), and Chuck Studley (1961-66) were NFL head coaches at Cincinnati and Houston, respectively, as were former assistants Leeman Bennett (Atlanta) and Jack Faulkner (Denver).

Nick Skorich, a member of the UC Athletic Hall of Fame for his football prowess in the 1940s, was head coach of the Philadelphia Eagles and Cleveland Browns.

Numerous former UC players or assistants went on to head coaching jobs in the college or NFL ranks and a pair of former Bearcats, John Harbaugh (Baltimore Ravens) and Mike Tomlin (Pittsburgh Steelers), are current NFL head coaches. Harbaugh was a UC assistant from 1989-96 and Tomlin was on the UC staff from 1999-2000.

Rex Ryan, a UC assistant from 1996-97, spent seven years as an NFL head coach with the New York Jets and Buffalo Bills.

Harbaugh has assistants on his staff with UC ties. Jerry Rosburg (1992-95) is in Baltimore as the Associate Head Coach/Special Teams and has coached in the NFL for over 10 years. Don Martindale (1997-98), a former UC defensive line coach, joined the Ravens staff in 2012 coaching the inside linebackers and offensive assistant Craig Ver Steeg was on the UC staff from 1990-93 and has coached nearly 30 years at all levels of football. Chris Hewitt was defensive back for UC from 1993-96 and is Harbaugh's secondary coach.

The Tampa Bay staff features a former UC letterwinner in offensive line coach George Warhop (1981-82), former defensive coordinator Mark Duffner and former offensive coordinator Mike Bajakian. Warhop, a center during his time at UC, has coached in the NFL for 17 seasons during stints for the Cleveland Browns, Arizona Cardinals, Dallas Cowboys, and St. Louis Rams. Duffner coached at UC from 1977-80 and was a collegiate head coach at Holy Cross and Maryland. Bajakian was the Bearcats OC from 2010-12 and coaches the Buccaneers QBs.

Arizona has a trio of former Bearcats coaches on its sidelines with special teams coordinator Amos Jones (1999-2002), assistant OL coach Larry Zierlein (1997-2000) and tight ends coach Rick Christophel (1983). Zierlein won Super Bowl XLIII with the Pittsburgh Steelers in 2008. Christophel was the head coach at Austin Peay from 2007-12.

Former UC aide Bill Sheridan (1989-91) is the linebackers coach for the Detroit Lions after serving two seasons as defensive coordinator for the Tampa Bay Buccaneers. Former OC Zac Taylor is the assistant wide receivers coach for the Los Angeles Rams.

Greg Seamon was UC's offensive coordinator from 1995-87, spent 12 years with the Cincinnati Bengals and is now the tight ends coach for the Cleveland Browns.

Kevin Coyle (1978-79) is the Cincinnati Bengals defensive backs coach., Dan Roushar (2005-06) is a 31-year coaching veteran entering his fourth season as offensive line coach of the New Orleans Saints and Mike Solari (1981-82) is the offensive line coach for the New York Giants.

In Canada, former Bearcats player and coach Dave Ritchie directed British Columbia and Winnipeg to Grey Cup titles, the Canadian Football League's Super Bowl, and former UC quarterback Danny Barrett spent six years as the head coach of the Saskatchewan Roughriders (2000-06). Barrett is now the running backs coach for the Miami Dolphins.

Bob Wylie has four decades of coaching football under his belt that includes 18 years at the professional level. He coached at UC in the mid 1990s and spent time as the Oakland Raiders offensive line coach. He currently is the offensive line coach for the Cleveland Browns and formerly worked for the Winnipeg Blue Bombers in the Canadian Football League, Blesto and consulted with EA Sports on the Madden Football video game franchise.

UC's representation in the college coaching ranks is highlighted by a trio of former assistants. Paul Dietzel, an aide to Gillman in 1949-50, directed LSU and its namesake Chinese Bandits defense to the national title in 1958 and later coached at Army and South Carolina.

Four former UC assistants are current head coaches at the collegiate level, including Kim Dameron (Eastern Illinois), Mark Elder (Eastern Kentucky), Jimbo Fisher (Florida State) and Pat Narduzzi (Pittsburgh).

Other UC assistants to garner head coaching positions include Dave Baldwin (San Jose State), Bob Diaco (UConn), Duffner (Holy Cross, Maryland), Foge Fazio (Pittsburgh), Joker Phillips (Kentucky), Charley Molnar (UMass), Jeff Quinn (Buffalo), Chuck Stobart (Toledo, Utah, Memphis), Don Treadwell (Miami OH), Lou West (Indiana State), TJ Weist (UConn) and Ron Zook (Florida, Illinois).

Joe Morrison, a standout as a Bearcats player and later for the New York Giants in the NFL, achieved similar success during his 15 seasons as a major college head coach at Tennessee-Chattanooga, New Mexico and South Carolina.. His grandson Max was a four-year wide receiver on UC from 2011-15.

Urban Meyer, a Bearcat in the mid-1980s and later a student assistant coach, carved out an impressive career at Florida following successful stints at Bowling Green and Utah, spent a year as a college football analyst for ESPN and is now the head coach at Ohio State.

Several former UC assistants are coordinators at NCAA FBS schools including, Baldwin (OC Oregon State), Tim Banks (DC Penn State), Kerry Coombs (ST Ohio State), Diaco (DC Nebraska), Dan Enos (Arkansas), Eddie Gran (HC Offense Kentucky), Tyson Helton (PGC USC) and William Inge (Co-DC Indiana).

Bill Davis, a quarterback at UC (1985-88) spent 22-years as an NFL assistant, most recently serving as defensive coordinator of the Philadelphia Eagles. He previously was a coordinator for the Arizona Cardinals and San Francisco 49ers. He replaced current UC Head Coach Luke Fickell on the defensive staff at Ohio State.

Some former players in coaching roles include Blue Adams, the cornerbacks coach at USF, Ryan Manalac as the linebackers coach at Valparaiso, All-American DB Mike Mickens as the defensive backs coach at Bowling Green, De'Angelo Smith as the cornerbacks coach at Ohio and standout DE Walter Stewart coaches ends at Eastern Kentucky.

Former UC letterwinner Dana Bible recently wrapped up a storied career as a collegiate assistant, with his last stops coming as the OC at NC State and as a senior advisor to former 49ers Head Coach Chip Kelly.

Tom Rossley, who set many UC receiving records, spent nearly four decades in the coaching ranks at the college and NFL levels, including a stint as head coach at SMU and six seasons as the offensive coordinator for the Green Bay Packers. He most recently was the quarterbacks coach at Texas A&M.

2017 CINCINNATI FOOTBALL

ALL-TIME LEADERS

ALL-TIME PASSING LEADERS

	Player	Att.	Comp.	Yards	Pct.	TDs	Ints
1.	Gino Guidugli (2001-04)	1,556	880	11,453	.566	78	48
2.	Gunner Kiel (2014-)	833	505	6,835	.606	56	26
3.	Danny McCoin (1984-87)	899	544	6,801	.605	39	26
	Zach Collaros (2008-11)	783	485	6,278	.619	51	26
5.	Deontey Kenner (1997-00)	922	498	6,278	.540	31	37
6.	Tony Pike (2007-09)	682	421	5,018	.617	49	20
7.	Greg Cook (1966-68)	655	332	4,906	.507	34	35
8.	Lance Harp (1991-93)	788	397	4,803	.504	33	33
9.	Brendon Kay (2008-13)	541	354	4,647	.654	32	14
10.	Dustin Grutza (2005-08)	646	388	4,476	.601	29	25

ALL-TIME RUSHING LEADERS

	Player	Att.	Yds.	Avg.	TDs
1.	Reggie Taylor (1983-86)	876	4,242	4.84	24
2.	DeMarco McCleskey (1998-02)	777	3,487	4.49	37
3.	Isaiah Pead (2008-11)	545	3,288	6.03	27
4.	Allen Harvin (1978-82)	593	2,998	5.06	15
5.	David Small (1991-93)	630	2,963	4.70	31
6.	Robert Cooper (1996-99)	561	2,786	4.97	16
7.	James Bettis (1978-81)	533	2,498	4.69	8
8.	Al McKinney (1985-88)	480	2,223	4.63	12
9.	Reggie Harrison (1971-73)	484	2,197	4.54	25
10.	Richard Hall (2002-04)	454	2,053	4.52	17

ALL-TIME SCORING LEADERS

	Player	TDs	PATs	FGs	Pts.
1.	Jacob Rogers (2007-10)	0	186	51	339
2.	Jonathan Ruffin (1999-02)	0	129	62	315
3.	Tony Miliano (2011-)	0	152	41	275
4.	DeMarco McCleskey (1998-02)	41	0	0	248
5.	Jim O'Brien (1967-69)	21	61	20	247
6.	Andrew Gantz (2014-)	0	107	39	224
7.	Steve Schultz (1976-79)	0	98	35	203
8.	Eric Richards (1994-97)	0	79	35	202
9.	Isaiah Pead (2008-11)	33	0	0	198
	David Small (1991-93)	33	0	0	198

ALL-TIME RECEIVING LEADERS (Receptions)

	Player	No.	Yds.	Avg./C	TDs
1.	Shaq Washington (2010-15)	240	2,563	10.7	11
2.	Mardy Gilyard (2005-09)	204	3,003	15.5	25
	Dominick Goodman (2005-08)	204	2,512	12.3	22
	LaDaris Vann (1999-02)	204	2,483	12.2	14
5.	Anthony McClung (2010-13)	175	2,378	13.4	15
6.	D.J. Woods (2008-11)	152	2,156	13.6	14
7.	Armon Binns (2007-10)	138	2,008	14.6	21
8.	Tye Keith (1999-02)	135	1,832	13.6	9
9.	Marcus Barnett (2007-10)	127	1,567	12.3	17
10.	Max Morrison (2011-15)	126	1,522	12.1	10

ALL-TIME INTERCEPTION LEADERS

	Player	No.	Yds.	Avg.	TDs
1.	Mike Mickens (2005-08)	14	296	21.1	3
2.	DeAngelo Smith (2005-08)	12	179	14.9	2
	Blue Adams (1998-02)	12	177	14.8	2
	Jocelyn Brogella (1990-93)	12	263	21.9	0
5.	Ed Bolis (1970-72)	11	80	7.3	0

ALL-TIME SACKS LEADERS

	Player	QB Sacks
1.	Antwan Peek (1998-2002)	27.0
2.	Andre Frazier (2001-04)	22.5
3.	Anthony Hoke (2004-07)	22.0
4.	Derek Wolfe (2008-11)	19.5
5.	Silverberry Mouhon (2012-15)	19.0
6.	Trent Cole (2002-04)	18.5
7.	Nate Dingle (1990-93)	18.0
	George Jamison (1980-83)	18.0
9.	Walter Stewart (2008-12)	17.5
10.	Dan Giordano (2008-12)	16.5
	Terrill Byrd (2005-08)	16.5

ALL-TIME TACKLES LEADERS

	Player	Solos	Asst.	Total
1.	Karl Woods (1977-80)	211	291	502
2.	Phillip Curry (1994-97)	268	219	487
3.	Brad Jackson (1994-97)	216	176	392
4.	Zach Edwards (2012-16)	229	152	381
5.	Mike Brookins (1979-81)	190	166	356
6.	Alex Gordon (1983-86)	160	192	352
7.	Hassan Champion (1995-98)	184	167	351
	Joe Olding (1979-82)	176	175	351
8.	Doug Monaghan (2001-04)	200	138	338
10.	JK Schaffer (2008-11)	182	155	337

ALL-TIME TACKLES FOR A LOSS LEADERS

	Player	TFLs
1.	Antwan Peek (1998-2002)	56.0
2.	Trent Cole (2002-04)	48.0
3.	Nate Dingle (1990-93)	46.0
4.	Phillip Curry (1994-97)	45.0
5.	Andre Frazier (2001-04)	44.5
6.	Terrill Byrd (2005-08)	42.0
7.	Alex Gordon (1983-86)	38.0
8.	Derek Wolfe (2008-11)	37.0
	George Jamison (1980-83)	37.0
10.	Andrew Stewart (1986-88)	36.0

ALL-TIME KICKOFF RETURN LEADERS

	Player	No.	Yds.	Avg.	TDs
1.	Mardy Gilyard (2005-09)	93	2,657	28.6	4
2.	Ralph David Abernathy IV (2011-13)	87	2,186	25.1	1
3.	Brian Jenkins (1990-93)	62	1,506	24.3	0
4.	Dominick Goodman (2005-08)	55	1,199	21.8	0
5.	Robert Tate (1993-96)	41	1,083	26.4	1
6.	Lloyd Pate (1966-68)	50	994	19.9	1
7.	Al McKinney (1985-88)	49	985	20.1	0
8.	Johnny Holton (2014-15)	45	942	20.9	0
9.	Joe Abrams (1988-92)	44	870	19.8	0
10.	Dick James (1970-72)	38	837	22.0	1

ALL-TIME PUNT RETURN LEADERS

	Player	No.	Yds.	Avg.	TDs
1.	Tinker Keck (1997-99)	68	804	11.8	4
2.	Gene Gibson (1949-50)	37	760	20.5	5
3.	Robert Tate (1993-96)	73	637	8.7	0
4.	Tom Marvaso (1974-75)	73	575	7.9	2
5.	Billy Hunter (1970-72)	55	473	8.6	1
6.	Lamont Patterson (1979-82)	60	443	7.4	0
7.	Dom Del Bene (1951-53)	38	396	10.4	1
8.	D.J. Woods (2008-11)	45	375	8.3	0

2017 CINCINNATI FOOTBALL

SINGLE-GAME RECORDS

SINGLE-GAME TEAM OFFENSE

Most Points	124 vs. Transylvania [1912]
Most Touchdowns	14 vs. Transylvania [1912]
Most Rushing Attempts	83 vs. Louisiana-Monroe [1977]
Most Rushing Yards	464 vs. Case-Western Reserve [1953] 464 vs. Virginia Military Institute [1953]
Most Rushing Touchdowns	14 vs. Transylvania [1912]
Most Passing Attempts	64 at Memphis [2015]
Most Passes Completed	38 at Memphis [2015]
Most Passing Yards	620 at Memphis [2015]
Most Interceptions Thrown	6 vs. Xavier [1972]
Most Touchdown Passes	6 vs. Toledo [2014]; vs. Illinois [2009]
Most Offensive Plays	100 at Memphis [2015]
Most Yards Total Offense	752 at Memphis [2015]
Most First Downs	38 at Memphis [2015]
Most Fumbles	15 vs. Louisville [1970]
Most Fumbles Lost	7 vs. Virginia Military Institute [1951]
Most Turnovers	9 vs. Xavier [1955] 9 vs. Hardin-Simmons [1955] 9 vs. Virginia Military Institute [1951]
Most Penalties	18 vs. Kansas State [1951]
Most Penalty Yards	176 vs. Louisville [1968]
Most Punts	13 vs. Pittsburgh [1981] 13 vs. Mississippi State [1948]
Most Punting Yards	510 vs. Louisville [1996]
Most Punt Return Yards	177 vs. Ohio [1949]
Most Kickoff Return Yards	295 vs. Memphis [1971]
Fewest Rushing Attempts	15 vs. Illinois [2009]
Fewest Rushing Yards	-23 vs. Rutgers [2005]
Fewest Passes Completed	0 vs. Dayton [1970]
Fewest Passing Yards	0 vs. Dayton [1970]
Fewest Yards Total Offense	46 vs. North Texas State [1959]
Fewest First Downs	3 vs. West Virginia [1989]
Fewest Penalties	1 five times vs. Rutgers [1994], vs. Louisville [1966], vs. Memphis [1966], vs. Army [1963], vs. Hawai'i [1954]
Fewest Yards Penalized	4 vs. Memphis [1966]
Fewest Punts	0 vs. Miami [OH] [2008] 0 vs. Memphis [1998] 0 vs. Miami [OH] [1954]

SINGLE-GAME TEAM DEFENSE

Fewest Rushing Attempts Allowed	17 vs. Dayton [1961]
Fewest Rushing Yards Allowed	-46 vs. Kansas [1997]
Fewest Passing Attempts	1 vs. Boston College [1964]
Fewest Pass Completions Allowed	0 six times vs. Louisville [1974], vs. Ohio [1973], vs. Boston College [1964], vs. Indiana [1963], vs. Ohio [1949]
Fewest Passing Yards Allowed	-1 vs. Xavier [1971]
Fewest Yards Total Offense Allowed	18 vs. Louisiana-Lafayette [1973]
Most Points Allowed	81 vs. Penn State [1991]
Most Rushing Attempts Allowed	86 vs. West Virginia [1969]
Most Rushing Yards Allowed	539 vs. Northern Illinois [1989]
Most Passing Attempts Allowed	67 vs. Louisville [1997]
Most Pass Completions Allowed	37 vs. East Carolina [1997]
Most Passing Yards Allowed	482 vs. Florida [2010]
Most Yards Total Defense Allowed	742 vs. Louisville [1998]
Most Passes Intercepted	7 vs. Kansas State [1951]
Most Interception Return Yards	162 vs. Dayton [1956]
Most Turnovers Forced	8 vs. Rice [1974]

SINGLE-GAME INDIVIDUAL OFFENSE

Rushing Attempts	45 by Steve Cowan vs. Ohio [1970]
Rushing Yards	306 by Bob Hynes vs. Case Western Reserve [1923]
Yards Per Rush	29.5 by Mike Boone at Miami [OH] [4 carries, 118 yards] [2015]
Rushing Touchdowns	6 by Ike Stewart vs. Transylvania [1912] 6 by Bob Heuck vs. Transylvania [1912]
Passing Attempts	59 by Deontey Kenner vs. Southern Miss [1999]
Passing Completions	35 by Deontey Kenner vs. Southern Miss [1999] 35 by Greg Cook vs. Ohio [1968]
Passing Yards	557 by Hayden Moore at Memphis [2015]
Passing Touchdowns	6 by Gunner Kiel [2014]; by Tony Pike vs. Illinois [2009]
Interceptions Thrown	6 by Mike Shoemaker vs. Xavier [1972]
Receptions	15 by Shaq Washington at East Carolina [2015]
Receiving Yards	254 by Tom Rossley vs. Louisville [1968]
Yards Per Reception	73.7 by Chris Moore at Ohio State [3 receptions, 221 yards] [2014]
Receiving Touchdowns	3 by eight players, last by Chris Moore at Ohio State [2014]
All-Purpose Yards (Rsh., Rec. and Ret.)	381 by Mardy Gilyard at Pittsburgh [2009]
Total Yards	564 by Hayden Moore at Memphis [2015]
Total Points	51 by Ike Stewart vs. Transylvania [1912]
Touchdowns	8 by Ike Stewart vs. Transylvania [1912]
Extra Points Made	12 by Alonzo Weiss vs. Transylvania [1912]
Field Goals Made	4 by 10 players, last by Andrew Gantz at Memphis [2015]
Punts	13 by Phil Peckich at Pittsburgh [1981]
Punting Yards	510 by Steve Smith at Louisville [1996]
Punting Average	59.7 by Kevin Huber vs. Marshall [3 punts] [2007]
Kickoff Returns	8 by Mardy Gilyard at Pittsburgh [2009] 8 by LaDaris Vann vs. East Carolina [1999]
Kickoff Return Yards	256 by Mardy Gilyard at Pittsburgh [2009]
Kickoff Returns For Touchdowns	1 by 20 players, last by Mardy Gilyard at Pittsburgh [2009]
Punt Returns	7 by Mike Daniels vs. Western Carolina [2005] 7 by Tinker Keck vs. Kansas [1997] 7 by Charley Bland vs. Villanova [1973]
Punt Return Yards	161 by Gene Gibson vs. Ohio [1949]
Punt Return Touchdowns	2 by Tinker Keck vs. Louisville [1997] 2 by Gene Gibson vs. Ohio [1949]

SINGLE-GAME INDIVIDUAL DEFENSE

Total Tackles	19 by Greg Blair at Louisville [10/26/12] * Frank Callicott vs. UAB [11/30/02] * Jeff Luc vs. Miami [Ohio] [9/20/14] *
Tackles For A Loss	5.5 by Brandon Mills vs. Rutgers [11/20/10] *
Sacks	4.0 by Alex Daniels at Miami [Ohio] [10/3/09] * Antwan Peek vs. Louisiana-Monroe [12/1/01] *
Forced Fumbles	3 by Antwan Peek vs. Louisiana Monroe [12/1/01] *
Fumble Recoveries	2 by Willis Edwards vs. Memphis [10/26/02] * Ivan Fields at Memphis [11/11/00] * Jeff Luc vs. USF [10/14/14] * Wes Richardson at NC State [9/16/10] *
Pass Break Ups	4 by Zach Norton vs. Louisville [10/27/01] *
Interceptions	4 by Bob Hynes vs. Ohio Northern [1923]
Interception Return Yards	123 by Shawn Ferguson vs. Memphis [1998]
Interception Returns for Touchdowns	2 by Shawn Ferguson vs. Memphis [1998]
Blocked Kicks	2 by Connor Barwin at Marshall [10/3/08] * Antwan Peek vs. Miami [10/28/00] *

* - Since 2000



2017 CINCINNATI FOOTBALL

YEAR-BY-YEAR LEADERS

RUSHING

Year	Player	Att.	Yards	TD
1946	Roger Stephens	96	768	8
1947	Roger Stephens	136	959	7
1948	Jim Dougherty	108	495	4
1949	Howie Bellamah	97	473	2
1950	Bob Stratton	93	539	5
1951	Bob Daugherty	96	528	10
1952	Joe Concilla	96	488	8
1953	Dick Goist	64	561	7
1954	Joe Miller	128	717	11
1955	Joe Miller	90	399	2
1956	Bob Del Rosa	57	242	3
1957	Barry Maroney	98	346	4
1958	Joe Morrison	99	467	5
1959	Ed Kovac	134	515	9
1960	Ed Banks	104	404	3
1961	Phil Goldner	70	277	1
1962	Royce Starks	91	408	4
1963	Brig Owens	121	556	6
1964	Al Nelson	201	973	13
1965	Bill Bailey	139	694	7
1966	Clem Turner	153	840	7
1967	Lloyd Pate	198	658	5
1968	Lloyd Pate	135	623	2
1969	Steve Cowan	165	676	2
1970	Steve Cowan	239	1,197	9
1971	Mel Riggins	131	663	2
1972	Reggie Harrison	173	844	6
1973	Reggie Harrison	211	883	11
1974	Santo Atkinson	196	708	2
1975	Jay Bonds	158	567	8
1976	Curtiss Williams	102	399	4
1977	Curtiss Williams	162	845	1
1978	Allen Harvin	233	1,283	6
1979	James Bettis	75	343	0
1980	James Bettis	212	1,106	2
1981	James Bettis	246	1,226	6
1982	Allen Harvin	191	1,161	5
1983	Reggie Taylor	158	784	2
1984	Reggie Taylor	198	1,021	8
1985	Reggie Taylor	264	1,112	3
1986	Reggie Taylor	256	1,325	11
1987	Al McKinney	208	950	5
1988	Al McKinney	168	829	1
1989	Terry Strong	105	411	2
1990	Terry Strong	172	803	5
1991	David Small	198	1,004	4
1992	David Small	209	780	10
1993	David Small	223	1,179	17
1994	Craedel Kimbrough	132	565	0
1995	Orlando Smith	126	471	4
1996	Daryl Royal	167	853	3
1997	Robert Cooper	137	611	4
1998	DeMarco McCleskey	162	861	11
1999	Robert Cooper	228	1,245	7
2000	Ray Jackson	201	808	6
2001	DeMarco McCleskey	179	765	7
2002	DeMarco McCleskey	315	1,361	15
2003	Richard Hall	185	777	8
2004	Richard Hall	210	1,012	6
2005	Bradley Glatthaar	139	620	7
2006	Greg Moore	162	709	4

Year	Player	Att.	Yards	TD
2007	Butler Benton	100	499	2
2008	Jacob Ramsey	152	664	2
2009	Jacob Ramsey	121	806	9
2010	Isaiah Pead	157	1,029	6
2011	Isaiah Pead	237	1,259	12
2012	George Winn	243	1,334	13
2013	Hosey Williams	115	655	4
2014	Mike Boone	101	650	9
2015	Hosey Williams	138	775	4
2016	Tion Green	159	743	2

PASSING

Year	Player	A	C	I	%	Yds	TD
1947	Tom O'Malley	81	40	—	.494	634	7
1948	Tom O'Malley	147	71	11	.483	899	7
1949	Tom O'Malley	225	108	15	.480	1,617	16
1950	Gene Rossi	149	68	11	.456	1,000	14
1951	Gene Rossi	173	89	15	.514	1,444	11
1952	Gene Rossi	170	100	8	.588	1,559	12
1953	Mike Murphy	70	44	3	.629	809	7
1954	Mike Murphy	101	51	3	.505	764	4
1955	Mike Murphy	66	30	9	.455	450	1
1956	Joe Morrison	78	29	5	.372	438	4
1957	Jack Lee	52	25	8	.481	328	1
1958	Jack Lee	130	71	11	.546	951	5
1959	Jack Lee	232	132	6	.569	1,535	7
1960	Larry Harp	116	39	8	.336	581	1
1961	Larry Harp	107	40	7	.373	426	1
1962	Bruce Vogelgesang	93	41	5	.441	424	2
1963	Brig Owens	124	67	6	.540	974	7
1964	Brig Owens	111	54	9	.486	790	6
1965	Mike Flaherty	41	20	7	.488	304	4
1966	Tony Jackson	127	63	3	.496	702	1
1967	Greg Cook	179	81	14	.453	1,221	7
1968	Greg Cook	411	219	17	.533	3,272	25
1969	Albert Johnson	123	50	3	.407	937	8
1970	Albert Johnson	130	39	10	.306	516	1
1971	Albert Johnson	101	30	7	.297	434	2
1972	Mike Shoemaker	175	70	14	.400	787	5
1973	Mike Campbell	83	41	4	.494	538	1
1974	Henry Miller	140	61	11	.436	796	6
1975	Henry Miller	150	73	8	.487	886	3
1976	Art Bailey	77	36	8	.467	491	5
1977	Art Bailey	77	33	11	.428	524	4
1978	Tim Morris	139	64	8	.460	839	8
1979	Tony Kapetanias	224	99	13	.441	1,414	3
1980	Danny Barrett	130	73	13	.562	888	3
1981	Danny Barrett	177	92	9	.520	1,186	5
1982	Danny Barrett	324	179	12	.552	2,222	17
1983	Troy Bodine	209	127	8	.608	1,643	13
1984	Troy Bodine	350	171	20	.489	2,056	15
1985	Danny McCoin	201	115	5	.572	1,576	12
1986	Danny McCoin	369	237	11	.642	2,831	13
1987	Danny McCoin	268	158	8	.590	2,013	13
1988	Glenn Farkas	204	114	7	.559	1,279	8
1989	Paul Anderson	163	84	12	.515	982	4
1990	Lance Harp	238	123	14	.517	1,453	8
1991	Lance Harp	204	107	10	.525	1,443	7
1992	Lance Harp	292	151	16	.517	1,785	7
1993	Lance Harp	292	139	7	.476	1,575	9
1994	Eric Vibberts	182	114	8	.626	1,335	6

Year	Player	A	C	I	%	Yds	TD
1995	Eric Vibberts	264	136	19	.515	1,851	10
1996	Chad Plummer	198	102	8	.515	1,335	7
1997	Chad Plummer	190	87	10	.458	1,178	6
1998	Deontey Kenner	270	148	13	.548	2,047	6
1999	Deontey Kenner	379	208	15	.549	2,430	14
2000	Deontey Kenner	265	137	7	.517	1,717	10
2001	Gino Guidugli	317	185	9	.584	2,573	16
2002	Gino Guidugli	472	258	21	.547	3,543	22
2003	Gino Guidugli	425	227	10	.534	2,704	14
2004	Gino Guidugli	342	210	8	.614	2,633	26
2005	Dustin Grutza	300	168	11	.560	1,799	11
2006	Dustin Grutza	225	137	13	.609	1,632	9
2007	Ben Mauk	386	235	9	.609	3,121	31
2008	Tony Pike	324	199	11	.614	2,407	19
2009	Tony Pike	338	211	6	.624	2,520	29
2010	Zach Collaros	383	225	14	.587	2,902	26
2011	Zach Collaros	166	272	10	.610	1,940	15
2012	Munchie Legaux	120	230	9	.522	1,716	13
2013	Brendon Kay	395	262	12	.663	3,302	22
2014	Gunner Kiel	390	233	13	.597	3,254	31
2015	Gunner Kiel	316	206	11	.652	2,777	19
2016	Hayden Moore	146	255	7	.573	1,744	11

RECEIVING

Year	Player	Rec.	Yards	TD
1947	Alkie Richards	18	400	4
1948	Joe Hauk	20	263	2
1949	Jim Kelly	42	468	2
1950	Jim Kelly	29	455	9
1951	Dick Jarvis	31	554	5
1952	Dom Del Bene	28	372	1
1953	Glen Dillhoff	13	265	2
1954	Ferd Maccioli	13	179	0
1955	Jim Niemann	9	177	0
1956	Gene Johnson	9	200	3
1957	Don Reinhold	9	90	0
1958	Joe Morrison	27	303	3
1959	Ed Kovac	31	332	5
1960	Fred Oblak	23	386	2
1961	Jim Paris	16	185	1
1962	Jim Curry	12	167	0
	Phil Higgins	12	117	0
	Frank Shaut	12	197	1
1963	Jim Curry	39	621	3
1964	Al Nelson	13	133	0
1965	Mike Turner	8	76	2
1966	Ed Ford	25	279	0
1967	Jim O'Brien	26	547	4
1968	Tom Rossley	80	1,072	4
1969	Jim O'Brien	34	631	5
1970	Rod Warren	13	204	1
1971	Steve Cowan	15	226	1
1972	Zeke Harden	29	330	1
1973	Jim Kelly	20	215	0
1974	Jim Kelly	25	345	1
1975	Jim Kelly	31	404	0
1976	Napoleon Outlaw	20	309	0
1977	Napoleon Outlaw	14	223	2
1978	Allen Harvin	21	150	1
1979	Aaron Hagans	27	531	0
1980	Ralph Williams	34	418	1

2017 CINCINNATI FOOTBALL

YEAR-BY-YEAR LEADERS

RECEIVING

Year	Player	Rec.	Yards	TD
1981	Deno Foster	22	427	3
1982	Bill Booze	36	571	3
1983	Don Goodman	51	343	1
1984	Deno Foster	49	754	7
1985	Joe Hice	27	358	1
1986	Joe Hice	44	584	1
1987	Bill Davis	41	626	4
1988	Al McKinney	31	199	2
1989	Bryant Hatcher	34	520	2
1990	Joe Koynock	44	496	4
1991	Marlon Pearce	42	758	4
1992	Marlon Pearce	56	891	5
1993	Albert Sweet	29	460	6
1994	Anthony Ladd	35	446	3
1995	Robert Tate	46	895	5
1996	Robert Tate	23	247	2
1997	Cornelius Bonner	27	366	1
1998	Chad Plummer	61	852	0
1999	Tony Smikle	45	429	3
2000	Antonio Chatman	46	609	2
2001	LaDaris Vann	73	902	3
2002	LaDaris Vann	71	844	5
2003	George Murray	30	270	0
2004	Hannibal Thomas	64	1,028	9
2005	Derek Ross	33	338	1
2006	Dominick Goodman	40	452	5
2007	Dominick Goodman	68	869	8
2008	Dominick Goodman	84	1,028	7
2009	Mardy Gilyard	87	1,191	11
2010	Armon Binns	75	1,101	10
2011	Anthony McClung	49	683	6
2012	Travis Kelce	45	722	8
2013	Shaq Washington	78	783	1
2014	Shaq Washington	66	761	4
2015	Shaq Washington	90	982	6
2016	Devin Gray	58	860	5

TOTAL OFFENSE

Year	Player	Plays	Yards
1947	Tom O'Malley	81	634
1948	Tom O'Malley	174	885
1949	Tom O'Malley	259	1,466
1950	Gene Rossi	189	945
1951	Gene Rossi	247	1,431
1952	Gene Rossi	243	1,588
1953	Mike Murphy	123	861
1954	Mike Murphy	149	812
1955	Joe Miller *	90	399
1956	Joe Morrison	139	607
1957	Jack Lee	83	401
1958	Jack Lee	191	1,115
1959	Jack Lee	298	1,528
1960	Larry Harp	137	644
1961	Larry Harp	128	368
1962	Bruce Vogelgesang	121	425
1963	Brig Owens	245	1,530
1964	Brig Owens	258	1,448
1965	Bill Bailey *	139	694
1966	Tony Jackson	237	1,017
1967	Greg Cook	232	1,172
1968	Greg Cook	507	3,210

Year	Player	Plays	Yards
1969	Al Johnson	252	1,135
1970	Steve Cowan *	241	1,235
1971	Al Johnson	273	990
1972	Reggie Harrison *	173	844
1973	Reggie Harrison *	211	883
1974	Henry Miller	219	812
1975	Henry Miller	220	859
1976	Art Bailey	157	656
1977	Art Bailey	168	846
1978	Allen Harvin *	233	1,283
1979	Tony Kapetanidis	317	1,460
1980	James Bettis *	212	1,106
1981	Danny Barrett	266	1,182
1982	Danny Barrett	398	2,181
1983	Troy Bodine	252	1,551
1984	Troy Bodine	413	2,076
1985	Danny McCoin	247	1,398
1986	Danny McCoin	439	2,585
1987	Danny McCoin	328	1,950
1988	Glenn Farkas	256	1,183
1989	Glenn Farkas	236	999
1990	Paul Anderson	345	1,556
1991	Lance Harp	255	1,469
1992	Lance Harp	347	1,818
1993	Lance Harp	353	1,622
1994	Eric Vibberts	213	1,231
1995	Eric Vibberts	292	1,738
1996	Chad Plummer	298	1,586
1997	Chad Plummer	339	1,784
1998	Deontey Kenner	295	2,067
1999	Deontey Kenner	433	2,642
2000	Deontey Kenner	292	1,750
2001	Gino Guidugli	364	2,498
2002	Gino Guidugli	541	3,570
2003	Gino Guidugli	501	2,870
2004	Gino Guidugli	385	2,723
2005	Dustin Grutza	406	1,827
2006	Dustin Grutza	310	1,878
2007	Ben Mauk	486	3,498
2008	Tony Pike	380	2,454
2009	Tony Pike	369	2,526
2010	Zach Collaros	504	3,104
2011	Zach Collaros	356	2,174
2012	Munchie Legaux	285	2,051
2013	Brendon Kay	467	3,439
2014	Gunner Kiel	453	3,396
2015	Gunner Kiel	348	2,804
2016	Hayden Moore	308	1,789

* - denotes running back, others are quarterbacks

SCORING

Year	Player	TD	FG	1	2	Points
1947	Alkie Richards	8	0	0	0	48
	Roger Stephens	8	0	0	0	48
1948	Jim Dougherty	4	0	0	0	24
1949	Bob Stratton	6	0	0	0	36
1950	Jim Kelly	9	0	1	0	55
1951	Bob Dougherty	11	0	0	0	66
1952	Joe Delaney	9	0	0	0	54
1953	Joe Concilla	9	0	0	0	54
1954	Joe Miller	11	0	0	0	66

Year	Player	TD	FG	1	2	Points
1955	Joe Miller	3	0	0	0	18
	Jim Niemann	3	0	0	0	18
1956	Joe Morrison	7	0	0	0	42
1957	Barry Maroney	5	0	0	0	30
1958	Joe Morrison	9	0	0	1	56
1959	Ed Kovac	15	0	0	0	90
1960	Fred Oblak	7	0	0	0	42
1961	Fred Hynoski	3	0	0	0	18
1962	Royce Starks	6	0	4	2	44
1963	Brig Owens	6	0	2	0	38
	Pete Rekstis	6	0	0	1	38
1964	Al Nelson	13	0	0	2	82
1965	Bill Bailey	7	0	0	0	42
1966	Clem Turner	7	1	2	0	47
1967	Lloyd Pate	6	0	0	1	38
1968	Jim O'Brien	12	13	31	0	142
1969	Jim O'Brien	5	7	19	0	70
1970	Steve Cowan	9	0	0	0	54
1971	Reggie Harrison	9	0	0	0	54
1972	Reggie Harrison	6	0	0	0	36
1973	Reggie Harrison	11	0	0	0	66
1974	Dan Shepherd	0	10	25	0	55
1975	Dan Shepherd	0	15	14	0	59
1976	Steve Schultz	0	12	24	0	60
1977	Steve Schultz	0	7	31	0	52
1978	Steve Schultz	0	11	26	0	59
1979	Tony Kapetanidis	11	0	0	0	66
1980	Rich Karlis	0	10	12	0	42
1981	Jim Fogler	0	7	18	0	39
1982	Jim Fogler	0	14	29	0	71
1983	Mike Morton	0	11	21	0	54
1984	Reggie Taylor	10	0	0	0	60
1985	Robert Barone	0	11	22	0	59
1986	Reggie Taylor	11	0	0	0	66
1987	Phil Insalaco	0	8	26	0	50
1988	Phil Insalaco	0	9	22	0	49
1989	Chad Volland	0	9	12	0	39
1990	David Rowe	0	7	13	0	34
1991	David Rowe	0	12	17	0	53
1992	David Small	12	0	0	0	72
1993	David Small	17	0	0	0	102
1994	Paul Blackwood	7	0	0	0	42
1995	Eric Richards	0	16	27	0	75
1996	Eric Richards	0	13	26	0	65
1997	Eric Richards	0	12	26	0	62
1998	DeMarco McCleskey	11	0	0	0	66
1999	Robert Cooper	9	0	0	0	54
2000	Jonathan Ruffin	0	26	26	0	104
2001	Jonathan Ruffin	0	12	36	0	72
2002	DeMarco McCleskey	17	0	0	0	102
2003	Richard Hall	10	0	0	0	60
2004	Kevin Lovell	0	11	39	0	72
2005	Bradley Glatthaar	7	0	0	0	42
2006	Kevin Lovell	0	18	23	0	82
2007	Jake Rogers	0	11	51	0	84
	Marcus Barnett	14	0	0	0	84
2008	Jacob Rogers	0	16	34	0	82
2009	Jacob Rogers	0	13	63	0	102
2010	Jacob Rogers	0	11	38	0	71
2011	Tony Miliano	0	17	47	0	98
2012	Tony Miliano	0	17	51	0	102



2017 CINCINNATI FOOTBALL

YEAR-BY-YEAR LEADERS

SCORING

Year	Player	TD	FG	1	2	Points
2013	Tony Milano	0	7	54	0	75
2014	Andrew Gantz	0	16	52	0	100
2015	Andrew Gantz	0	21	49	0	112
2016	Josh Pasley	0	11	17	0	50

PUNTING

Year	Player	Punts	Yards	Avg.
1947	Tom O'Malley	38	1,368	36.0
1948	Tom O'Malley	47	1,558	33.0
1949	Tom O'Malley	58	1,870	32.2
1950	Jack Delaney	30	1,098	36.6
1951	John Mooth	43	1,624	37.8
1952	Jack Delaney	30	1,098	36.6
1953	Dick Goist	21	752	35.8
1954	Jim Niemann	8	323	40.4
1955	Jim Niemann	23	878	38.2
1956	Jim Niemann	24	964	40.2
1957	Larry DeVincentis	39	1,592	40.8
1958	Gene Johnson	36	1,265	35.1
1959	Dave Ritchie	31	1,172	37.8
1960	Dave Ritchie	47	1,833	39.0
1961	Fred Hynoski	34	1,311	38.6
1962	Fred Hynoski	39	1,364	35.0
1963	Brig Owens	34	1,285	37.8
1964	Brig Owens	33	1,208	36.6
1965	Steve Schweitzer	49	1,923	39.2
1966	Jim Denk	64	2,406	37.6
1967	Tom Chlebeck	37	1,295	35.0
1968	Benny Rhoads	45	1,911	42.5
1969	Benny Rhoads	70	2,703	38.6
1970	Clem Fennell	70	2,638	37.7
1971	Clem Fennell	63	2,419	38.4
1972	Clem Fennell	71	2,767	39.0
1973	Jeff West	55	2,339	42.5
1974	Jeff West	77	3,192	41.5
1975	Mike Connell	61	2,568	42.1
1976	Mike Connell	72	3,095	43.0
1977	Mike Connell	60	2,571	42.8
1978	Phil Peckich	26	986	37.9
1979	Phil Peckich	45	1,731	38.4
1980	Mark Householder	62	2,096	33.8
1981	Phil Peckich	80	3,155	39.4
1982	Phil Peckich	54	2,133	39.5
1983	Shaun Burdick	68	2,400	35.3
1984	Shaun Burdick	64	2,522	39.4
1985	Shaun Burdick	53	2,224	42.0
1986	Shaun Burdick	50	2,101	42.0
1987	Jeff Jones	32	1,179	36.8
1988	Jeff Jones	42	1,522	36.2
1989	Jeff Jones	69	2,658	38.5
1990	Jeff Jones	73	2,821	38.6
1991	Jeff Blaylock	57	1,949	34.2
1992	Jeff Blaylock	67	2,490	37.2
1993	Jeff Blaylock	61	2,296	37.6
1994	Jeff Blaylock	51	1,976	38.7
1995	Steve Smith	63	2,383	37.8
1996	Steve Smith	68	2,795	41.1
1997	Doug Johnson	66	2,700	40.9
1998	Adam Wulfeck	40	1,586	39.7
1999	Adam Wulfeck	54	2,279	42.2
2000	Adam Wulfeck	56	2,343	41.8

PUNTING

Year	Player	Punts	Yards	Avg.
2001	Adam Wulfeck	64	2,800	43.8
2002	Chet Ervin	66	2,511	38.0
2003	Chet Ervin	63	2,451	38.9
2004	Chet Ervin	45	1,852	41.2
2005	Chet Ervin	67	2,632	39.3
2006	Brian Steel	70	2,715	38.8
2007	Kevin Huber	57	2,672	46.9
2008	Kevin Huber	60	2,697	45.0
2009	Jacob Rogers	43	1,788	41.6
2010	Pat O'Donnell	52	2,178	41.9
2011	Pat O'Donnell	63	2,760	43.8
2012	Pat O'Donnell	59	2,467	41.8
2013	John Lloyd	33	1,409	42.7
2014	Sam Geraci	51	2,007	39.4
2015	Sam Geraci	44	2,036	46.3
2016	Sam Geraci	66	2,641	40.0

INTERCEPTIONS

Year	Player	Int.	Yards
1948	Three tied	2	—
1949	Don Jansen	4	61
1950	Don Jansen	4	20
1951	Four tied	4	—
1952	Don Polagyi	6	78
1953	Don Fritz	2	5
1954	Mike Murphy	4	47
1955	Seven tied with	1	—
1956	Joe Morrison	2	175
	Two others	2	—
1957	Barry Maroney	5	27
1958	Joe Morrison	4	65
	Ed Kovac	4	49
1959	Three tied	3	—
1960	Andy Chiodi	3	52
	Howard Converse	3	25
1961	Tom Reinstatler	4	72
1962	Al Nelson	2	3
	Royce Starks	2	0
1963	Bruce Vogelgesang	3	59
1964	Royce Starks	3	60
1965	Bill Madeya	6	26
1966	Steve Schweitzer	4	58
	Ken Jordan	4	22
1967	Ken Jordan	3	0
1968	Larry Eiben	3	31
1969	Tony Sexton	3	86
1970	Ed Bolis	6	38
1971	Butch Alberts	4	7
1972	Billy Hunter	4	52
1973	Charlie Bland	4	50
1974	Dana Bible	4	16
1975	Keith Jenkins	5	68
1976	Keith Jenkins	4	105
1977	Marcellus Greene	3	57
1978	John Butz	5	58
1979	Robert Gibbs	3	18
1980	Three tied	2	—
1981	Freddie Logan	5	40
1982	Antonio Gibson	4	105
1983	Robert Gibbs	5	60
1984	Jon Jon Thomas	2	35

INTERCEPTIONS

Year	Player	Int.	Yards
1985	Three tied	2	—
1986	John Lewis	4	49
1987	Six tied	1	—
1988	Art Sheffield	2	91
	Ronnie Shannon	2	5
1989	Marvin Bowman	4	83
1990	Rodney Harris	3	119
	Kelly Sims	3	26
1991	Jocelyn Borgella	3	34
	Latish Kinsler	3	35
1992	Jocelyn Borgella	5	171
1993	Jocelyn Borgella	4	58
1994	Darrell Harding	2	44
1995	Sam Barnes	6	101
1996	Jermaine Trent	3	30
1997	Tinker Keck	4	42
1998	Blue Adams	4	57
1999	Gerry Ruff	3	33
2000	DeJuan Gossett	3	54
	Anthony Thomas	3	34
2001	Zach Norton	3	15
2002	Blue Adams	6	104
2003	Daven Holly	6	58
2004	Doug Monaghan	4	46
2005	Dominic Ross	2	2
	Haruki Nakamura	2	0
2006	Dominic Ross	4	14
2007	DeAngelo Smith	8	82
2008	Mike Mickens	4	158
	Brandon Underwood	4	60
2009	Aaron Webster	4	135
2010	Wes Richardson	2	-2
	Drew Frey	2	15
2011	Camerron Cheatham	3	70
	Deven Drane	3	43
	JK Schaffer	3	41
2012	Camerron Cheatham	3	83
	Arryn Chenault	3	21
2013	Deven Drane	3	85
2014	Zach Edwards	2	14
	Howard Wilder	2	0
2015	Zach Edwards	3	29
2016	Mike Tyson	5	31

2017 CINCINNATI FOOTBALL

MILESTONE GAMES

100-YARDS RUSHING

Yds	Name	Opponent	Date
306	Bob Hynes	vs. Case Western-Rsrv.	11/17/23
282	Daryl Royal	vs. Miami [OH]	09/28/96
267	Clem Turner	vs. Kansas State	10/22/66
266	Steve Cowan	vs. Ohio	10/17/70
259	Reggie Taylor	vs. Miami [OH]	09/06/86
238	Richard Hall	vs. Miami [OH]	09/11/04
234	D. McCleskey	vs. East Carolina	11/05/98
233	David Small	vs. Kent State	10/03/92
213	Isaiah Pead	vs. Rutgers	11/20/10
212	Mike Boone	vs. USF	10/18/14
219	David Small	vs. Middle Tennessee St.	11/09/91
209	Robert Cooper	vs. Miami [OH]	10/30/99
206	David Small	vs. East Carolina	11/20/93
204	Robert Cooper	vs. Memphis	11/29/99
203	James Bettis	vs. Richmond	10/10/81
203	David Small	at Houston	11/13/93
203	Bill Bailey	vs. North Texas State	10/30/65
197	Isaiah Pead	vs. Miami [OH]	10/09/10
197	David Small	at Toledo	10/23/93
191	Robert Cooper	at UAB	11/16/96
188	Curtis Williams	vs. Southern Miss.	10/01/77
187	Carl Jones	vs. Rhode Island	11/08/03
186	Allen Harvin	vs. Miami [OH]	11/20/82
185	Howie Bellamah	vs. Miami [OH]	11/24/49
183	C. Kimbrough	vs. Kentucky	11/14/92
182	Allen Harvin	vs. Louisiana-Monroe	11/04/78
181	James Bettis	vs. Memphis	11/01/80
180	Reggie Taylor	vs. Louisville	10/27/84
179	D. McCleskey	vs. Houston	11/14/98
177	Albert Johnson	at North Texas State	11/07/70
176	Clem Turner	at Memphis	11/19/66
175	Isaiah Pead	vs. West Virginia	11/13/09
174	Robert Cooper	vs. UAB	10/16/99
174	Reggie Taylor	vs. Cornell	10/01/83
170	Allen Harvin	vs. Long Beach State	10/09/82
169	Isaiah Pead	vs. Oklahoma	09/25/10
167	Isaiah Pead	vs. NC State	09/22/11
167	James Bettis	at Ohio	10/03/81
165	George Winn	vs. Syracuse	11/03/12
165	Reggie Taylor	vs. Temple	10/05/85
165	Reggie Harrison	vs. Louisville	10/28/72
165	Dom Del Bene	vs. Miami [OH]	11/24/51
164	D. McCleskey	at Arkansas State	11/21/98
163	Brig Owens	vs. Tulsa	10/24/64
162	Tom McKeever	vs. Xavier	11/18/50
161	Robert Cooper	vs. Indiana	09/26/98
161	Richard Hall	at Miami [OH]	09/27/03
161	Paul Blackwood	vs. Tulsa	11/19/94
158	Allen Harvin	vs. Youngstown State	09/25/82
155	Isaiah Pead	at Tennessee	09/10/11
155	Steve Cowan	vs. Louisville	11/14/70
155	Don Jansen	vs. Hardin-Simmons	09/24/49
153	Reggie Taylor	at Auburn	11/08/86
153	Chad Plummer	vs. Tulsa	08/29/97
153	Allen Harvin	at Memphis	11/25/78
151	Isaiah Pead	vs. Louisville	10/15/11
151	Steve Cowan	vs. William & Mary	09/20/69
151	Reggie Taylor	at Wichita State	10/25/86
150	Lloyd Pate	at Wichita State	10/19/68
150	Lloyd Pate	vs. Wichita State	10/07/67
150	James Bettis	vs. Youngstown State	09/05/81

Yds	Name	Opponent	Date
150	James Bettis	vs. Wichita State	09/27/80
149	Isaiah Pead	vs. Vanderbilt	12/31/11
149	C. Kimbrough	vs. Vanderbilt	10/08/94
149	Reggie Harrison	at Wichita State	10/14/72
148	Reggie Taylor	vs. Indiana State	11/01/86
148	James Bettis	vs. Rutgers	09/26/81
147	George Winn	vs. Delaware State	09/14/12
147	Allen Harvin	at Louisiana-Lafayette	10/28/78
145	Isaiah Pead	at Louisville	10/15/10
145	Reggie Taylor	vs. Austin Peay	09/07/85
145	Reggie Taylor	vs. Miami [FL]	10/13/84
145	Mel Riggins	vs. Xavier	10/09/71
144	Reggie Taylor	at Louisville	09/12/87
144	Al Nelson	at Houston	11/28/64
143	Robert Cooper	vs. Wisconsin	09/18/99
143	Richard Hall	vs. TCU	10/30/04
143	Gus Tucker	vs. Tulsa	10/22/77
143	David Small	vs. Ball State	10/16/93
143	Curtis Williams	at Florida State	10/08/77
142	Harry Andreadis	vs. Virginia Military	09/15/51
142	Al McKinney	at Virginia Tech	11/21/87
141	Joe Miller	vs. Xavier	10/17/53
140	Hosey Williams	vs. UConn	10/24/15
140	Vince Powell	at Louisville	10/05/91
140	Reggie Harrison	vs. Ohio	11/13/71
140	Ray Jackson	vs. Houston	10/07/00
139	D. McCleskey	vs. Tulane	10/06/01
138	Steve Cowan	at Wichita State	10/24/70
138	D. Eddington	vs. East Carolina	09/01/03
137	Mike Boone	vs. Tulsa	11/14/15
137	Ray Jackson	at Tulane	09/30/00
136	Mike Smith	at Louisville	09/27/75
135	Reggie Harrison	vs. Wichita State	10/20/73
134	James Bettis	vs. Temple	10/17/81
134	Al Nelson	vs. Miami [OH]	11/21/64
133	Clem Turner	at Wichita State	10/01/66
133	Chad Plummer	vs. Southern Miss.	11/01/97
132	Brig Owens	vs. Detroit	10/19/63
132	Allen Harvin	at Memphis	10/16/82
132	Allen Harvin	vs. Ohio	11/11/78
132	Al McKinney	vs. Tennessee Tech	10/31/87
132	Zach Collaros	at USF	10/15/09
131	James Bettis	at Richmond	10/25/80
131	David Small	vs. East Carolina	11/23/91
131	Curtis Williams	at Louisville	09/17/77
131	Bob Stratton	at Western Michigan	10/21/50
131	Bill Bailey	vs. Kansas State	11/06/65
130	George Winn	vs. Duke	12/27/12
130	Reggie Taylor	vs. Miami [FL]	10/19/86
130	Albert Johnson	vs. Xavier	10/10/70
129	Robert Cooper	at Tulane	09/06/97
128	George Winn	vs. Miami [OH]	10/06/12
128	Ray Jackson	vs. Army	09/04/00
128	Reggie Taylor	vs. Rutgers	11/05/83
128	Allen Harvin	at Miami [OH]	11/18/78
127	Tion Green	Alabama A&M	09/05/15
127	Butler Benton	at East Carolina	09/25/04
126	Reggie Taylor	at Virginia Tech	09/13/86
126	Reggie Taylor	at Louisville	10/19/85
126	Allen Harvin	vs. Morgan State	11/13/82
126	Al McKinney	vs. Miami [OH]	09/26/87

Yds	Name	Opponent	Date
125	George Winn	at Louisville	10/26/12
125	Reggie Taylor	vs. Penn State	11/09/85
125	Allen Harvin	at Temple	10/14/78
124	Rod Moore	at Tulane	10/31/14
124	D. McCleskey	vs. Miami [OH]	10/24/98
124	Bert Johnson	vs. Kent State	09/18/71
123	Terry Strong	vs. Louisville	11/03/90
123	Richard Hall	vs. Army	10/25/03
123	John Ziegler	at Tulane	09/11/76
123	B. Glatthaar	vs. Connecticut	10/15/05
122	Reggie Harrison	at Ohio	11/10/73
122	James Bettis	at Temple	10/18/80
122	Al McKinney	vs. Indiana State	11/12/88
121	Vince Powell	at Kent State	10/12/91
121	Reggie Taylor	vs. Virginia Tech	08/31/85
121	Reggie Taylor	vs. Youngstown State	09/15/84
121	David Small	at Virginia Tech	10/19/91
121	Al McKinney	vs. Austin Peay	11/14/87
120	Tom Liggins	vs. La.-Lafayette	10/25/75
120	Reggie Taylor	at Rutgers	09/29/84
120	Orlando Smith	vs. East Carolina	10/07/95
120	D. McCleskey	at Memphis	11/24/01
119	George Winn	vs. USF	11/23/12
119	Greg Moore	vs. Miami [OH]	09/30/06
119	Dick James	vs. Xavier	10/10/70
118	Mike Boone	at Miami [OH]	09/19/15
118	Isaiah Pead	at Pittsburgh	11/05/11
118	D. McCleskey	vs. West Virginia	09/14/02
118	David Small	at Kent State	10/12/91
118	Steve Cowan	at Tulsa	10/25/69
118	Tony Jackson	vs. Kansas State	10/22/66
117	Mike Boone	vs. UConn	10/24/15
117	Hosey Williams	vs. NW State	09/04/13
117	Munchie Legaux	vs. Pittsburgh	09/06/12
117	Darrin Williams	vs. Indiana State	09/11/10
117	Richard Hall	vs. East Carolina	09/01/03
117	Daryl Royal	vs. Memphis	10/04/97
117	Reggie Taylor	vs. Alabama	11/17/84
117	Al Nelson	at Detroit	11/09/62
117	Joe Miller	vs. Miami [OH]	11/26/53
117	Dick Pardini	vs. Tulsa	10/02/54
116	Dom Del Bene	vs. Virginia Military	11/14/53
116	Dick Goist	vs. Case Western-Rsrv.	10/24/53
116	David Small	vs. Southern Miss.	10/26/91
116	C. Kimbrough	at Miami [OH]	09/17/94
116	Al McKinney	vs. West Virginia	11/05/88
115	Joe Miller	vs. Hardin-Simmons	10/16/54
114	Richard Hall	vs. Southern Miss.	10/04/03
114	George Ruth	vs. Hardin-Simmons	11/12/55
114	Barry Maroney	at Indiana	11/09/57
114	Al Nelson	at Wichita State	11/14/64
113	Mike Boone	at Tulane	10/31/14
113	Isaiah Pead	vs. West Virginia	11/12/11
113	Leonard Cry	at Indiana State	11/06/87
113	Curtis Williams	at Ohio	11/15/75
113	Howie Bellamah	at Ohio	11/05/49
112	Lloyd Pate	vs. North Texas State	10/28/67
112	David Small	at Tulsa	10/02/93
112	Al Nelson	vs. Xavier	10/10/64
111	Terry Strong	at Tulane	10/27/90
111	D. McCleskey	vs. Miami [OH]	10/05/02



2017 CINCINNATI FOOTBALL

MILESTONE GAMES

100-YARDS RUSHING

Yds	Name	Opponent	Date
111	David Small	at Louisville	10/05/91
111	Daryl Royal	vs. Boston College	10/12/96
111	Curtis Williams	vs. La.-Monroe	09/24/77
111	Al Nelson	at North Texas State	11/07/64
110	Bill Bailey	vs. South Dakota	11/13/65
109	Reggie Harrison	at Colorado	09/16/72
109	James Bettis	at Penn State	09/12/81
108	Rod Moore	at UConn	11/22/14
108	Walt Gordon	vs. Wichita State	09/27/58
108	Joe Miller	vs. Marquette	10/15/55
108	James Bettis	vs. Louisville	11/14/81
108	Chad Plummer	vs. La.-Monroe	11/23/96
108	Allen Harvin	at Richmond	09/30/78
107	Tom Liggins	at Tulsa	10/11/75
107	Orlando Smith	vs. Memphis	10/21/95
107	David Small	vs. Memphis	10/30/93
107	Bradley Glatthaar	vs. Western Carolina	09/17/05
106	Jim Dougherty	vs. Case Western-Rsrv.	11/13/48
106	James Bettis	at South Carolina	10/11/80
106	Al Nelson	vs. Tulsa	10/24/64
105	Steve Cowan	vs. Xavier	10/10/70
105	Reggie Taylor	vs. Kentucky	09/27/86
105	Daryl Royal	at Memphis	10/05/96
104	Santo Atkins	at Wichita State	10/19/74
104	Reggie Taylor	at East Carolina	11/15/86
104	Ray Jackson	at Indiana	09/23/00
104	Dick James	vs. Dayton	09/19/70
104	Al McKinney	vs. Miami [OH]	09/24/88
103	Hosey Williams	vs. Toledo	09/12/14
103	Jacob Ramsey	vs. Miami [OH]	10/03/10
103	David Small	at East Carolina	10/17/9
103	Terry Strong	at Florida State	11/10/90
103	Terry Strong	vs. Miami [OH]	09/22/90
103	James Bettis	at Louisville	11/08/80
103	Jack Gordon	vs. Detroit	11/03/56
102	Terry Strong	at Alabama	11/17/90
102	Steve Cowan	vs. Miami [OH]	11/21/70
102	Reggie Taylor	vs. Boston College	10/26/85
102	Orlando Smith	vs. Southern Miss.	10/14/95
102	Freddie Smith	vs. Troy State	11/05/94
102	Al McKinney	vs. Austin Peay	09/17/88
101	Ernie Lewis	vs. Boston College	11/04/67
101	D. McCleskey	vs. Connecticut	11/03/01
101	Bob Massong	vs. Tulsa	10/22/77
101	Butler Benton	vs. SE Missouri State	08/30/07
100	Robert Williams	at Louisville	10/19/85
100	Robert Cooper	at Ohio State	09/25/99
100	Reggie Harrison	at North Texas State	11/04/72
100	Mel Riggins	vs. Wichita State	10/16/71
100	Lloyd Pate	vs. Dayton	09/23/67
100	Joe Miller	at Marquette	10/09/54
100	Dolph Banks	vs. Xavier	10/09/65
100	D. McCleskey	at Houston	10/20/01

250 YARDS PASSING

Yds	Name	Opponent	Date
557	Hayden Moore	at Memphis	09/24/15
554	Greg Cook	vs. Ohio	11/16/68
523	Gunner Kiel	at Houston	11/07/15
480	Zach Collaros	vs. Connecticut	11/07/09
463	Zach Collaros	vs. USF	10/22/10
431	Ben Mauk	at Syracuse	11/24/07

Yds	Name	Opponent	Date
427	Gunner Kiel	vs. Temple	09/12/15
418	Gunner Kiel	vs. Toledo	09/12/14
407	Deontey Kenner	at Southern Miss.	10/23/99
407	Greg Cook	vs. Miami [OH]	11/23/68
406	Brendon Kay	at Houston	11/23/13
405	Brendon Kay	at Rutgers	11/16/13
399	Tony Pike	vs. Illinois	11/27/09
399	Danny McCoin	vs. Miami [OH]	09/26/87
396	Greg Cook	vs. Louisville	11/09/68
389	Zach Collaros	at USF	10/22/11
386	Gunner Kiel	vs. Tulsa	11/14/15
377	Gino Guidugli	vs. USF	11/20/04
376	Munchie Legaux	vs. Virginia Tech	09/29/12
373	Troy Bodine	vs. Akron	09/08/84
371	Hayden Moore	at Tulsa	11/25/16
366	Zach Collaros	vs. Rutgers	11/20/10
362	Tony Pike	at Rutgers	09/07/09
355	Gunner Kiel	at Miami [Fla.]	10/11/14
353	Gino Guidugli	vs. Miami [OH]	10/05/02
352	Gunner Kiel	at Ohio State	09/27/14
352	Greg Cook	at Houston	10/04/68
351	Deontey Kenner	vs. UAB	11/04/00
350	Gino Guidugli	at Army	10/09/04
350	Danny McCoin	at Virginia Tech	09/06/86
348	Gunner Kiel	vs. East Carolina	10/22/16
348	Gino Guidugli	at Memphis	11/24/01
348	Deontey Kenner	at Syracuse	10/10/98
343	Deontey Kenner	at Ohio State	09/25/99
338	Danny McCoin	vs. Tennessee Tech	10/31/87
336	Gino Guidugli	vs. Louisville	11/28/03
335	Danny McCoin	at Rutgers	09/20/86
334	Ben Mauk	vs. Southern Miss.	12/22/07
332	Brendon Kay	vs. Duke	12/27/12
332	Tony Pike	at Oregon State	09/19/09
332	Gino Guidugli	vs. Rhode Island	11/08/03
327	Gunner Kiel	vs. UConn	10/24/15
324	Gino Guidugli	vs. Ohio State	09/21/02
324	Ben Mauk	vs. Louisville	10/24/07
323	Ben Mauk	vs. West Virginia	11/17/07
321	Brendon Kay	at Memphis	10/30/13
321	Gino Guidugli	vs. Temple	09/20/03
321	Troy Bodine	vs. Oklahoma State	09/17/83
320	Tony Pike	at Akron	09/27/08
319	Gunner Kiel	vs. UCF	10/31/15
317	Gino Guidugli	at Houston	10/20/01
315	Hayden Moore	at UConn	10/08/16
314	Troy Bodine	vs. Temple	10/08/83
312	Gino Guidugli	at Temple	09/28/02
312	Gino Guidugli	vs. Tulane	10/06/01
311	Gino Guidugli	at Army	09/08/01
311	Danny Barrett	vs. Louisville	09/11/82
310	Zach Collaros	at NC State	09/16/10
310	Greg Cook	at Wichita State	10/19/68
309	Tony Pike	vs. Pittsburgh	11/22/08
308	Gino Guidugli	at Southern Miss.	11/06/04
308	Lance Harp	vs. Louisville	10/31/92
308	Greg Cook	vs. Tampa	10/12/68
305	Zach Collaros	vs. Oklahoma	09/25/10
304	Brendon Kay	vs. Louisville	12/05/13
303	Danny McCoin	vs. Kentucky	09/27/86
302	Tony Pike	at Pittsburgh	12/05/09
302	Eric Vibberts	vs. Toledo	09/30/95

Yds	Name	Opponent	Date
301	Troy Bodine	at Louisville	09/24/83
300	Brendon Kay	vs. UConn	10/19/13
300	Tony Pike	vs. Fresno State	09/26/09
300	Gino Guidugli	vs. UAB	10/02/04
299	Brendon Kay	vs. SMU	11/09/13
297	Deontey Kenner	vs. Houston	11/14/98
296	Dustin Grutza	vs. Eastern Kentucky	08/28/08
295	Zach Collaros	at Syracuse	10/31/09
295	Gino Guidugli	at Louisville	10/27/01
294	Eric Vibberts	at Kansas	09/02/95
290	Dustin Grutza	at Miami [OH]	09/15/07
288	Zach Collaros	at Connecticut	11/27/10
287	Gino Guidugli	vs. TCU	09/02/02
286	Dustin Grutza	at Penn State	09/10/05
283	Gino Guidugli	vs. Toledo	12/29/01
283	Lance Harp	vs. East Carolina	11/23/91
282	Jack Lee	at Tulsa	11/07/59
281	Tony Pike	vs. USF	10/30/08
281	Deontey Kenner	at Memphis	10/17/98
279	Hayden Moore	vs. Miami [FL]	10/01/15
277	Nick Davila	vs. Rutgers	11/18/06
277	Gene Rossi	vs. Tulsa	09/29/51
276	Ben Mauk	vs. Connecticut	11/10/07
275	Brendon Kay	vs. NW State	09/04/13
275	Zach Collaros	at Louisville	10/15/10
275	Gino Guidugli	vs. West Virginia	09/14/02
275	Jack Lee	vs. Marquette	11/14/59
272	Tony Pike	vs. Syracuse	11/29/08
272	Gino Guidugli	at Memphis	11/22/03
271	Gunner Kiel	vs. Miami [Ohio]	09/20/14
271	Art Bailey	at Southern Miss.	10/02/76
270	Gunner Kiel	at East Carolina	11/28/18
270	Brendon Kay	vs. Temple	10/11/13
270	Tony Pike	at Miami [OH]	10/03/09
268	Adam Hoover	vs. Houston	10/07/00
268	Danny McCoin	at East Carolina	10/10/87
268	Danny McCoin	vs. Miami [OH]	09/13/86
268	Danny McCoin	vs. Indiana State	11/01/8
268	Danny McCoin	at Youngstown State	09/14/85
266	Troy Bodine	vs. Youngstown State	09/15/84
264	Greg Cook	at North Texas State	11/02/68
263	Zach Collaros	vs. NC State	09/22/11
262	Munchie Legaux	vs. Fordham	10/13/12
262	Greg Cook	vs. Tulsa	10/26/68
261	Chad Plummer	vs. Tulane	08/30/96
261	Greg Cook	at Texas Tech	09/21/68
260	Deontey Kenner	at Houston	10/09/99
260	Danny McCoin	at East Carolina	11/15/86
258	Gino Guidugli	vs. Miami [OH]	09/11/04
256	Paul Anderson	at West Virginia	10/13/90
257	Ben Mauk	at San Diego State	09/29/07
257	Ben Mauk	at Rutgers	10/06/07
256	Glenn Farkas	at Rutgers	10/01/88
256	Tom O'Malley	vs. Western Michigan	10/08/49
255	Gene Rossi	vs. West Texas State	10/27/51
254	Gino Guidugli	at TCU	11/15/03
254	Danny McCoin	at Penn State	10/11/86
254	Tom O'Malley	vs. Case-Western Reserve	10/22/49
253	Zach Collaros	vs. Louisville	10/24/09
252	Tim Morris	vs. Tulsa	10/21/78
251	Brendon Kay	vs. Rutgers	11/17/12
251	Zach Collaros	at Miami [OH]	10/01/11

250 YARDS PASSING

Yds	Name	Opponent	Date
250	Tony Pike	at Louisville	11/14/08
250	Chad Plummer	vs. Boston College	10/12/96
250	Eric Wibberts	at Rutgers	10/15/94
250	Danny McCoin	at Louisville	10/19/85

100 YARDS RECEIVING

Yds	Name	Opponent	Date
254	Tom Rossley	vs. Louisville	11/09/68
240	Jon Olinger	vs. Miami [OH]	10/05/02
221	Chris Moore	at Ohio State	09/27/14
212	Jim O'Brien	vs. Ohio	11/16/68
210	Marcus Barnett	vs. West Virginia	11/17/07
196	Jim O'Brien	vs. Tampa	10/12/68
194	Jon Olinger	at East Carolina	12/06/02
185	Marlon Pearce	vs. Louisville	10/31/92
183	Marlon Pearce	vs. East Carolina	11/23/91
177	Mardy Gilyard	vs. Fresno State	09/26/09
177	Robert Tate	vs. Toledo	09/30/95
175	Mekale McKay	vs. Toledo	09/12/14
175	Armon Binns	at Louisville	10/15/10
175	Marlon Pearce	vs. Akron	11/21/92
175	Hanibal Thomas	vs. Miami [OH]	09/11/04
174	Marcus Barnett	vs. USF	10/22/10
173	Hanibal Thomas	at Memphis	11/22/03
172	Mekale McKay	vs. East Carolina	11/13/14
172	Mardy Gilyard	vs. Connecticut	11/07/09
171	D.J. Woods	vs. Oklahoma	09/25/10
169	Robert Tate	at Kansas	09/02/95
168	Hanibal Thomas	vs. Southern Miss.	11/06/04
166	Derrick Stewart	at Connecticut	11/25/06
165	Robert Tate	vs. Troy State	11/05/94
165	Jason Stargell	vs. Kentucky	09/27/86
163	Shaq Washington	vs. USF	10/24/14
163	Denny Jackson	vs. Miami [OH]	11/22/69
162	Max Morrison	at Memphis	9/24/15
162	Hanibal Thomas	vs. USF	11/20/04
162	Jim Curry	at Tulsa	10/12/63
160	Chad Plummer	vs. Miami [FL]	09/12/98
160	Cornelius Bonner	at Louisville	10/03/98
158	Armon Binns	vs. USF	10/22/10
158	Mardy Gilyard	vs. Virginia Tech	01/01/09
155	Deno Foster	vs. Louisville	09/11/82
153	Chris Moore	at Memphis	09/24/15
153	Tom Rossley	vs. Ohio	11/16/68
150	Kahlil Lewis	vs. East Carolina	10/22/16
149	Ben Guidugli	vs. Illinois	11/27/09
149	Deno Foster	vs. Akron	09/08/84
148	Tom Rossley	at Wichita State	10/19/68
148	Marlon Pearce	at East Carolina	10/17/92
146	Johnny Holton	vs. UCF	10/31/15
146	D.J. Woods	at NC State	09/16/10
146	Mardy Gilyard	at Akron	09/27/08
146	Jim Curry	at Indiana	10/26/63
145	Jason Stargell	at Wichita State	10/25/86
144	Dominick Goodman	vs. Eastern Kentucky	08/28/08
144	Jon Olinger	at Memphis	11/24/01
143	Devin Gray	at Tulsa	11/25/16
143	Robert Tate	at Northern Illinois	10/28/95
142	Anthony McClung	vs. Connecticut	12/03/11
142	Napoleon Outlaw	at Southern Miss.	10/02/76
141	LaDaris Vann	at Temple	09/28/02
141	Bill Booze	vs. Oklahoma State	09/17/83

Yds	Name	Opponent	Date
141	Dominick Goodman	vs. Louisville	10/13/07
140	Chris Moore	at Houston	11/07/16
139	Armon Binns	vs. Rutgers	11/20/10
138	Armon Binns	at Syracuse	10/31/09
138	Hanibal Thomas	vs. Army	10/09/04
138	Cornelius Bonner	vs. Houston	11/14/98
137	Anthony McClung	at Houston	11/23/13
137	D.J. Woods	vs. USF	10/22/10
136	Mardy Gilyard	at Hawai'i	12/06/08
136	Tom Rossley	vs. Miami [OH]	11/23/68
134	Kenbrell Thompkins	vs. Virginia Tech	09/29/12
134	Dominick Goodman	at Louisville	11/14/08
134	Mardy Gilyard	vs. SE Missouri St.	08/30/07
134	LaDaris Vann	at Army	09/08/01
133	Jim O'Brien	vs. North Texas State	11/01/69
132	Shaq Washington	at Houston	11/23/13
132	Dick Jarvis	vs. Tulsa	09/29/51
131	Chris Moore	at USF	11/20/16
131	Deno Foster	at Miami [OH]	11/21/81
130	LaDaris Vann	vs. Louisville	10/27/01
130	Antonio Chatman	at Southern Miss.	10/23/99
130	Albert Sweet	vs. Ball State	10/16/93
129	Joe Hice	at Virginia Tech	09/06/86
128	Chad Plummer	at Army	09/19/98
128	Jon Olinger	vs. TCU	09/02/02
127	Sean Stewart	vs. Ball State	10/16/93
127	Dominick Goodman	vs. Connecticut	11/10/07
127	Marcus Barnett	at Syracuse	11/24/07
126	Bill Booze	vs. Louisville	09/11/82
125	Bill Davis	vs. Miami [OH]	09/26/87
124	Shaq Washington	at East Carolina	11/28/16
124	Mekale McKay	at Rutgers	11/16/13
124	Deno Foster	at Temple	11/03/84
124	Marlon Pearce	vs. Rutgers	11/07/92
124	Bill Poland	at USF	11/19/05
124	Jim Kelly	at Miami [OH]	11/22/75
124	Tye Keith	vs. Tulane	10/06/01
124	Gene Johnson	vs. Miami [OH]	11/27/58
123	Shaq Washington	at Rutgers	11/16/13
123	Travis Kelce	vs. Duke	12/27/12
123	Glen Dillhoff	at Case-Western Rsr.	11/01/52
122	Damon Bryant	at Virginia Tech	10/19/91
120	Shaq Washington	at Memphis	09/24/15
120	Joe Kynock	at East Carolina	10/20/90
120	Jim O'Brien	vs. Wichita State	10/18/69
120	Joe Kynock	at West Virginia	10/13/90
120	Denny Jackson	at Tulsa	10/25/69
119	Mardy Gilyard	at Oklahoma	09/06/08
119	Antonio Chatman	at Wisconsin	09/16/00
119	Fred Oblak	at Tulsa	11/07/59
119	Cornelius Bonner	at Syracuse	10/10/98
119	Roosevelt Mukes	vs. Tennessee Tech	10/31/87
119	Fred Oblak	vs. Miami [OH]	11/17/60
118	Mardy Gilyard	at Pittsburgh	12/05/09
117	D.J. Woods	at Oregon State	09/19/09
117	Jim O'Brien	vs. Miami [OH]	11/23/68
117	Jason Stargell	vs. Temple	10/08/83
116	Marlon Pearce	at Kentucky	11/02/91
116	Jim O'Brien	at Texas Tech	09/21/68
115	Anthony McClung	at Rutgers	11/16/13
115	Armon Binns	at West Virginia	11/13/10
115	Armon Binns	vs. Miami [OH]	10/09/10
115	Anthony Ladd	vs. Syracuse	09/10/84

Yds	Name	Opponent	Date
115	Jim O'Brien	vs. North Texas State	10/28/67
114	Kenbrell Thompkins	at USF	10/22/11
114	Mardy Gilyard	vs. Syracuse	11/29/08
114	Jim O'Brien	vs. Miami [OH]	11/18/67
113	Dick Jarvis	vs. West Texas State	10/27/51
112	Isaiah Pead	at Syracuse	11/26/11
112	Tye Keith	vs. Houston	10/07/00
111	Devin Gray	vs. UT-Martin	09/01/16
111	DJ Woods	at Tennessee	09/10/11
111	Mardy Gilyard	vs. SEMO	09/12/09
111	LaDaris Vann	at Houston	10/09/99
111	Deno Foster	vs. Youngstown State	09/25/82
110	Anthony McClung	vs. Duke	12/27/12
110	Mardy Gilyard	vs. Pittsburgh	11/22/08
110	Tom Rossley	vs. Tulsa	10/26/68
110	Tom Rossley	at Tulsa	10/21/67
110	Bob Stratton	vs. Xavier	11/18/50
109	Dominick Goodman	vs. Western Michigan	01/06/07
109	Jim O'Brien	vs. Louisville	11/09/68
109	Connor Barwin	at Miami [OH]	09/15/07
108	Chris Moore	vs. UCF	10/31/16
108	Armon Binns	vs. Connecticut	11/07/09
108	Jim Kelly	at Kentucky	10/29/49
108	Tom Rossley	at Houston	10/04/68
108	Ed Ford	vs. Miami [OH]	11/26/66
107	Armon Binns	at Connecticut	11/27/10
107	LaDaris Vann	at East Carolina	11/13/99
106	Shaq Washington	vs. Miami [FL]	10/01/15
106	Zeke Harden	at North Texas State	11/04/72
106	LaDaris Vann	at Ohio State	09/25/99
105	Devin Gray	vs. BYU	11/05/16
105	Mekale McKay	vs. Temple	09/12/15
105	Antonio Chatman	vs. Louisville	11/06/99
105	Jim O'Brien	at Wichita State	10/19/68
104	Thomas Geddis	at Tulsa	11/25/16
104	Armon Binns	at Pittsburgh	12/05/09
104	Jason Collins-Baker	vs. Kent State	09/04/99
104	Cornelius Bonner	at Tulane	09/06/97
104	Harold Lee	vs. Louisville	11/20/76
103	Shaq Washington	at BYU	10/16/15
103	Chris Moore	vs. Virginia Tech	12/27/14
103	Bill Davis	at West Virginia	10/17/87
103	LaDaris Vann	vs. East Carolina	11/10/01
103	Derick Ross	at Miami [OH]	09/27/03
103	Aaron Hagans	at Pittsburgh	10/13/79
103	Steve Cowan	vs. Xavier	10/09/71
102	Mardy Gilyard	vs. Illinois	11/27/09
102	Hanibal Thomas	vs. Marshall	12/23/04
102	LaDaris Vann	vs. Purdue	09/02/01
102	Tye Keith	at Houston	10/20/01
101	Mekale McKay	vs. Tulsa	11/14/16
101	Travis Kelce	vs. Fordham	10/12/12
101	Dominick Goodman	vs. Pittsburgh	11/22/08
101	Mardy Gilyard	vs. Eastern Kentucky	08/28/08
101	Bob Milner	vs. Louisville	11/12/66
101	Bill Davis	at East Carolina	10/10/87
101	Dominick Goodman	at San Diego State	09/29/07
100	Shaq Washington	vs. Virginia Tech	12/27/14
100	Chad Plummer	at Memphis	10/17/98
100	Steve Sanders	vs. Miami [OH]	09/26/87
100	Robert Tate	vs. Southern Miss.	10/07/95
100	Mardy Gilyard	at USF	11/03/07



RECORDS

RUSHING

GAME RECORDS

Rushing Attempts

1.	45	Steve Cowan vs. Ohio.....	1970
2.	41	DeMarco McCleskey vs. East Carolina.....	1998
3.	39	Lloyd Pate vs. Wichita State.....	1967
4.	37	Robert Cooper vs. Miami [OH].....	1999
5.	36	Robert Cooper vs. Memphis.....	1999
	36	Daryl Royal vs. Miami [OH].....	1996
	36	Reggie Taylor vs. Miami [OH].....	1986
	36	David Small vs. Toledo.....	1993
9.	35	Reggie Harrison at Ohio.....	1973
	35	DeMarco McCleskey vs. Houston.....	1998

Rushing Yards

1.	306	Bob Hynes vs. Case Western Reserve.....	1923
2.	282	Daryl Royal vs. Miami [OH].....	1996
3.	267	Clem Turner vs. Kansas State.....	1966
4.	266	Steve Cowan vs. Ohio.....	1970
5.	259	Reggie Taylor vs. Miami [OH].....	1986
6.	238	Richard Hall vs. Miami [OH].....	2004
7.	234	DeMarco McCleskey vs. East Carolina.....	1998
8.	233	David Small vs. Kent State.....	1992
9.	219	David Small vs. Middle Tennessee State.....	1991
10.	213	Isaiah Pead vs. Rutgers.....	2010

Rushing Touchdowns

1.	6	Ike Stewart vs. Transylvania.....	1912
	6	Bob Heuck vs. Transylvania.....	1912
3.	4	five times, last by Isaiah Pead vs. Rutgers.....	2010

Three Backs with 100+ Yards in a Game

1970	vs. Xavier	Albert Johnson.....	130
		Dick James.....	119
		Steve Cowan.....	105

Two Backs with 100+ Yards in a Game

2015	vs. UConn	Hosey Williams.....	140
		Mike Boone	117
2014	at Tulane	Rod Moore.....	124
		Mike Boone.....	113
2003	vs. East Carolina	Derrick Eddington.....	138
		Richard Hall.....	117
1991	at Kent State	Vince Powell.....	121
		David Small.....	118
1991	at Louisville	Vince Powell.....	140
		David Small.....	111
1985	at Louisville	Reggie Taylor.....	126
		Robert Williams.....	100
1977	vs. Tulsa	Gus Tucker.....	143
		Bob Massong.....	101
1966	vs. Kansas State	Clem Turner.....	267
		Tony Jackson.....	118
1964	vs. Tulsa	Brig Owens.....	163
		Al Nelson.....	106

SEASON RECORDS

Rushing Attempts

1.	315	DeMarco McCleskey.....	2002
2.	264	Reggie Taylor.....	1985
3.	256	Reggie Taylor.....	1986
4.	246	James Bettis.....	1981
5.	243	George Winn.....	2012
6.	239	Steve Cowan.....	1970
7.	237	Isaiah Pead.....	2011
8.	233	Allen Harvin.....	1978
9.	228	Robert Cooper.....	1999
10.	223	David Small.....	1993

Rushing Yards

1.	1,361	DeMarco McCleskey.....	2002
2.	1,334	George Winn.....	2012
3.	1,325	Reggie Taylor.....	1986
4.	1,283	Allen Harvin.....	1978
5.	1,259	Isaiah Pead.....	2011
6.	1,245	Robert Cooper.....	1999
7.	1,226	James Bettis.....	1981
8.	1,197	Steve Cowan.....	1970
9.	1,179	David Small.....	1993
10.	1,161	Allen Harvin.....	1982

Rushing Average (Minimum 50 Attempts)

1.	8.77	Dick Goist.....	1953
2.	7.62	Joe Miller.....	1953
3.	7.54	Jim Niemann.....	1954
4.	7.20	Mike Boone	2015
5.	7.05	Roger Stephens.....	1947
6.	6.70	Isaiah Pead.....	2010
7.	6.60	Isaiah Pead.....	2010
8.	6.40	Mike Boone.....	2014
9.	6.34	Dolph Banks.....	1965
10.	6.10	Munchie Legaux.....	2012

Rushing Touchdowns

1.	17	David Small.....	1993
2.	15	DeMarco McCleskey.....	2002
3.	13	George Winn.....	2012
	13	Al Nelson.....	1964
5.	12	Isaiah Pead.....	2011
6.	11	six times, last by DeMarco McCleskey.....	1998

100-Yard Games

1.	8	Reggie Taylor.....	1986
2.	7	James Bettis.....	1981
	7	Allen Harvin.....	1978
4.	6	seven times, last by George Winn.....	2012

Consecutive 100-Yard Games

1.	5	Allen Harvin.....	1978
	5	James Bettis.....	1980
	5	Reggie Taylor.....	1986
	5	David Small.....	1993
5.	4	six times, last by DeMarco McCleskey.....	1998

CAREER RECORDS

Rushing Attempts

1.	876	Reggie Taylor.....	1983-86
2.	777	DeMarco McCleskey.....	1998, 2000-02
3.	630	David Small.....	1991-93
4.	593	Allen Harvin.....	1978-82
5.	561	Robert Cooper.....	1996-99
6.	545	Isaiah Pead.....	2008-11
7.	533	James Bettis.....	1978-81
8.	495	Al Johnson.....	1969-71
9.	484	Reggie Harrison.....	1971-73
10.	480	Al McKinney.....	1985-89

Rushing Yards

1.	4,242	Reggie Taylor.....	1983-86
2.	3,487	DeMarco McCleskey.....	1998, 2000-02
3.	3,288	Isaiah Pead.....	2008-11
4.	2,998	Allen Harvin.....	1978-82
5.	2,963	David Small.....	1991-93
6.	2,786	Robert Cooper.....	1996-99
7.	2,498	James Bettis.....	1978-81
8.	2,223	Al McKinney.....	1985-88
9.	2,197	Reggie Harrison.....	1971-73
10.	2,072	Tion Green.....	2012-16

Rushing Average (Min. 150 Attempts)

1.	6.65	Roger Stephens.....	1946-48
2.	6.07	Dom Del Bene.....	1951-53
3.	6.00	Isaiah Pead.....	2008-11
4.	5.80	Mike Boone	2014-
5.	5.72	Joe Miller.....	1953-55
6.	5.52	Bill Bailey.....	1963-65
7.	5.33	George Winn.....	2009-12
8.	5.25	Jim Niemann.....	1954-56
9.	5.07	Joe Concilla.....	1951-53
10.	5.06	Allen Harvin.....	1978-82

Rushing Touchdowns

1.	37	DeMarco McCleskey.....	1998, 2000-02
2.	31	David Small.....	1991-93
3.	27	Isaiah Pead.....	2008-11
4.	25	Reggie Harrison.....	1971-73
5.	24	Reggie Taylor.....	1983-86
6.	22	Bob Heuck.....	1910-12
7.	21	Joe Concilla.....	1951-53
	21	Bradley Gatthaar.....	2004-07
9.	20	Mike Boone	2014-
10.	19	Tion Green.....	2012-16
	19	Tony Kapetanlis.....	1977-79

100-Yard Games

1.	21	Reggie Taylor.....	1983-86
2.	14	DeMarco McCleskey.....	1998, 2000-02
	14	David Small.....	1991-93
4.	13	James Bettis.....	1978-81
5.	12	Allen Harvin.....	1978-82
6.	11	Isaiah Pead.....	2008-11
7.	9	Robert Cooper.....	1996-99
	9	Al McKinney.....	1985-88
9.	7	Steve Cowan.....	1970-72
	7	Reggie Harrison.....	1971-73
	7	Al Nelson.....	1962-64

200-Yard Games

1.	4	David Small.....	1991-93
2.	2	Robert Cooper.....	1999

300-Yard Games

1.	1	Bob Hynes.....	1923
----	---	----------------	------

Longest Rush From Scrimmage

1.	91	Joe Miller vs. Xavier [TD].....	1953
2.	84	Hosey Williams vs. UConn.....	2015
3.	80	Isaiah Pead vs. Miami [OH] [TD].....	2010
	80	Allen Harvin vs. Miami [OH].....	1982
	80	Art Bailey vs. Southern Miss [TD].....	1977
	80	Bill Bailey vs. Kansas State [TD].....	1965
	80	Dick Goist vs. William & Mary [TD].....	1953
8.	79	Kahlil Lewis at Purdue.....	2016
	79	Richard Hall vs. Miami [OH].....	2004
	79	Reggie Harrison vs. Louisville [TD].....	1972
10.	78	Reggie Harrison vs. Ohio [TD].....	1971

PASSING

GAME RECORDS

Passing Attempts

1.	59	Deontey Kenner vs. Southern Miss.....	1999
2.	57	Gunner Kiel at Miami [Fla.].....	2014
4.	56	Hayden Moore at UConn.....	2016
	56	Greg Cook vs. Ohio.....	1968
6.	53	Hayden Moore at Memphis.....	2015
	53	Zach Collaros vs. USF.....	2010
8.	52	six times, last by Gunner Kiel vs. Temple.....	2015

Passing Completions

1.	35	Deontey Kenner vs. Southern Miss.....	1999
	35	Greg Cook vs. Ohio.....	1968
3.	32	Tony Pike vs. Illinois.....	2009
4.	31	Hayden Moore at Memphis.....	2015
	31	Gunner Kiel at Miami [Fla.].....	2014
	31	Gino Guidugli vs. Army.....	2001
	31	Greg Cook vs. Miami [OH].....	1968

Passing Yards

1.	557	Hayden Moore at Memphis.....	2015
2.	554	Greg Cook vs. Ohio.....	1968
3.	523	Gunner Kiel at Houston.....	2015
4.	480	Zach Collaros vs. Connecticut.....	2009
5.	463	Zach Collaros vs. USF.....	2010
6.	436	Gunner Kiel vs. East Carolina.....	2014
7.	431	Ben Mauk vs. Syracuse.....	2007
8.	427	Gunner Kiel vs. Temple.....	2015
	418	Gunner Kiel vs. Toledo.....	2014
10.	407	Deontey Kenner vs. Southern Miss.....	1999
	407	Greg Cook vs. Miami [OH].....	1968

Passing Touchdowns

1.	6	Gunner Kiel vs. Toledo.....	2014
	6	Tony Pike vs. Illinois.....	2009
2.	5	Gunner Kiel vs. UCF.....	2015
	5	Zach Collaros at Louisville.....	2010
	5	Gino Guidugli vs. Southern Miss.....	2004
6.	4	23 times, last by Gunner Kiel vs. East Carolina.....	2016

Pass Interceptions

1.	6	Mike Shoemaker vs. Xavier.....	1972
2.	5	four times, last by Dustin Grutza at Miami [OH].....	2005

SEASON RECORDS

Passing Attempts

1.	472	Gino Guidugli.....	2002
2.	425	Gino Guidugli.....	2003
3.	411	Greg Cook.....	1968
4.	390	Gunner Kiel.....	2014
5.	386	Ben Mauk.....	2007
6.	383	Zach Collaros.....	2010
7.	379	Deontey Kenner.....	1999
8.	369	Danny McCoin.....	1986
9.	360	Brendon Kay.....	2013
10.	350	Troy Bodine.....	1984

Passing Completions

1.	258	Gino Guidugli.....	2002
2.	247	Brendon Kay.....	2013
3.	237	Danny McCoin.....	1986
4.	235	Ben Mauk.....	2007
5.	233	Gunner Kiel.....	2014
6.	227	Gino Guidugli.....	2003
7.	225	Zach Collaros.....	2010
8.	219	Greg Cook.....	1968
9.	211	Tony Pike.....	2009
10.	210	Gino Guidugli.....	2004

Passing Yards

1.	3,543	Gino Guidugli.....	2002
2.	3,272	Greg Cook.....	1968
3.	3,254	Gunner Kiel.....	2014
4.	3,121	Brendon Kay.....	2013
	3,121	Ben Mauk.....	2007
6.	2,902	Zach Collaros.....	2010
7.	2,831	Danny McCoin.....	1986
8.	2,777	Gunner Kiel.....	2015
	2,704	Gino Guidugli.....	2003
10.	2,633	Gino Guidugli.....	2004

Passing Completion Percentage (Min. 100 Att.)

1.	.750	Zach Collaros.....	2009
2.	.686	Brendon Kay.....	2013
3.	.652	Gunner Kiel	2015
4.	.642	Danny McCoin.....	1986
5.	.630	Brendon Kay.....	2012
6.	.626	Eric Vibberts.....	1994
7.	.624	Tony Pike.....	2009
8.	.614	Gino Guidugli.....	2004
	.614	Tony Pike.....	2008
10.	.609	Dustin Grutza.....	2006
	.609	Ben Mauk.....	2007

Passing Yards per Completion (Min. 50 Completions)

1.	18.74	Albert Johnson.....	1969
2.	16.22	Gene Rossi.....	1951
3.	15.59	Gene Rossi.....	1952
4.	15.42	Zach Collaros.....	2009
5.	15.07	Greg Cook.....	1967
6.	14.98	Mike Murphy.....	1954
7.	14.97	Tom O'Malley.....	1949
8.	14.94	Greg Cook.....	1968
9.	14.92	Brendon Kay.....	2012
10.	14.71	Gene Rossi.....	1950

Passing Efficiency (Min. 100 Attempts)

1.	195.53	Zach Collaros.....	2009
2.	163.07	Brendon Kay.....	2012
3.	155.50	Brendon Kay.....	2013
4.	151.89	Gunner Kiel.....	2015
5.	151.85	Nick Davila.....	2006
6.	150.64	Ben Mauk.....	2007
7.	149.82	Tony Pike.....	2009
8.	149.74	Gene Rossi.....	1952
9.	149.39	Gunner Kiel.....	2014
10.	146.48	Gino Guidugli.....	2004

Passing Touchdowns

1.	31	Gunner Kiel.....	2014
	31	Ben Mauk.....	2007
3.	29	Tony Pike.....	2009
4.	26	Zach Collaros.....	2010
	26	Gino Guidugli.....	2004
6.	25	Greg Cook.....	1968
7.	22	Brendon Kay.....	2013
	22	Gino Guidugli.....	2002
9.	19	Gunner Kiel.....	2015
	19	Tony Pike.....	2008

Pass Interceptions

1.	21	Gino Guidugli.....	2002
2.	20	Troy Bodine.....	1984
3.	19	Eric Vibberts.....	1995
4.	17	Greg Cook.....	1968
5.	16	Lance Harp.....	1992

Passing Touchdown-Interception Margin

1.	+23	Tony Pike.....	2009
2.	+22	Ben Mauk.....	2007
3.	+18	Gunner Kiel.....	2014
	+18	Gino Guidugli.....	2004
5.	+12	Zach Collaros.....	2010

CAREER RECORDS

Passing Attempts

1.	1,556	Gino Guidugli.....	2001-04
2.	922	Deontey Kenner.....	1997-2000
3.	899	Danny McCoin.....	1984-87
4.	833	Gunner Kiel.....	2014-16
5.	788	Lance Harp.....	1991-93
6.	682	Tony Pike.....	2007-09
7.	658	Danny Barrett.....	1980-82
8.	655	Greg Cook.....	1966-68
9.	646	Dustin Grutza.....	2005-08
10.	559	Troy Bodine.....	1983-84

Passing Completions

1.	880	Gino Guidugli.....	2001-04
2.	544	Danny McCoin.....	1984-87
3.	505	Gunner Kiel.....	2014-16
4.	498	Deontey Kenner.....	1997-2000
5.	421	Tony Pike.....	2007-09
6.	397	Lance Harp.....	1991-93
7.	388	Dustin Grutza.....	2005-08
8.	352	Danny Barrett.....	1980-82
9.	332	Greg Cook.....	1966-68
10.	319	Zach Collaros.....	2008-10

Completion Percentage (Min. 200 Att.)

1.	.624	Zach Collaros.....	2008-10
3.	.617	Tony Pike.....	2007-09
4.	.609	Ben Mauk.....	2007
2.	.606	Gunner Kiel.....	2014-16
5.	.605	Danny McCoin.....	1984-87
6.	.601	Dustin Grutza.....	2005-08
7.	.582	Hayden Moore	2015-
8.	.566	Gino Guidugli.....	2001-04
9.	.557	Eric Vibberts.....	1993-95
10.	.551	Jack Lee.....	1957-59

Passing Yards

1.	11,453	Gino Guidugli.....	2001-04
4.	6,835	Gunner Kiel.....	2014-16
2.	6,801	Danny McCoin.....	1984-87
3.	6,278	Deontey Kenner.....	1997-2000
5.	5,018	Tony Pike.....	2007-09
6.	4,906	Greg Cook.....	1966-68
7.	4,803	Lance Harp.....	1991-93
8.	4,476	Dustin Grutza.....	2005-078
9.	4,407	Danny Barrett.....	1979-82
10.	4,338	Zach Collaros.....	2008-10

Passing Yards Per Completion (Min. 100 Comp.)

1.	16.18	Mike Murphy.....	1953-55
2.	15.86	Albert Johnson.....	1969-71
3.	15.58	Gene Rossi.....	1949-52
4.	14.78	Greg Cook.....	1966-68
5.	14.38	Tom O'Malley.....	1947-49
6.	14.33	Brig Owens.....	1963-64
7.	13.84	Tony Kapetanias.....	1977-79
8.	13.82	Chad Plummer.....	1995-98
9.	13.59	Zach Collaros.....	2008-10
10.	13.53	Gunner Kiel.....	2014-16



RECORDS

Touchdown Passes

1.	78	Gino Guidugli.....	2001-04
2.	56	Gunner Kiel.....	2014-16
3.	49	Tony Pike.....	2007-09
4.	39	Danny McCain.....	1984-87
5.	37	Gene Rossi.....	1949-52
6.	36	Zach Collaros.....	2008-10
7.	34	Greg Cook.....	1966-68
8.	31	Ben Mauk.....	2007
	31	Deontey Kenner.....	1997-2000
10.	30	Tom O'Malley.....	1947-49

Pass Interceptions

1.	48	Gino Guidugli.....	2001-04
2.	37	Deontey Kenner.....	1997-2000
	37	Danny Barrett.....	1979-82
4.	35	Greg Cook.....	1966-68
5.	34	Gene Rossi.....	1949-52
	34	Tony Kapetanias.....	1977-79
7.	33	Lance Harp.....	1991-93
8.	28	Troy Bodine.....	1983-84
	28	Henry Miller.....	1973-76
10.	27	Eric Vibberts.....	1993-95

Passing Touchdown-Interception Margin

1.	+30	Gino Guidugli.....	2001-04
	+30	Gunner Kiel.....	2014-16
3.	+29	Tony Pike.....	2007-09
4.	+22	Ben Mauk.....	2007
5.	+20	Zach Collaros.....	2008-10

Consecutive 250+ Yard Passing Games

1.	8	Greg Cook.....	1968
2.	7	Brendon Kay.....	2013

RECEIVING

GAME RECORDS

Receptions

1.	15	Shaq Washington at East Carolina.....	2015
2.	13	Tom Rossley vs. Wichita State.....	1968
	13	Jon Olinger vs. Miami [OH].....	2002
4.	12	Shaq Washington vs. USF.....	2014
	12	Armon Binns vs. USF.....	2010
	12	Mardy Gilyard vs. Connecticut.....	2009
	12	LaDaris Vann vs. Tulane.....	2002
	12	LaDaris Vann vs. Army.....	2001
	12	Zeke Harden vs. North Texas State.....	1972

Receiving Yards

1.	254	Tom Rossley vs. Louisville.....	1968
2.	240	Jon Olinger vs. Miami [OH].....	2002
3.	221	Chris Moore at Ohio State.....	2014
	212	Jim O'Brien vs. Ohio.....	1968
4.	210	Marcus Barnett vs. West Virginia.....	2007
5.	196	Jim O'Brien vs. Tampa.....	1968
6.	194	Jon Olinger at East Carolina.....	2002
7.	185	Marlon Pearce vs. Louisville.....	1992
8.	183	Marlon Pearce vs. East Carolina.....	1991
9.	177	Robert Tate at Kansas.....	1995
10.	175	Mekale McKay vs. Toledo.....	2014
	175	Armon Binns at Louisville.....	2010
	175	Hannibal Thomas vs. Miami [OH].....	2004
	175	Marlon Pearce vs. Akron.....	1992

Receiving Touchdowns

1.	3	Kahlil Lewis vs. East Carolina.....	2016
	3	Chris Moore at Ohio State.....	2014
	3	Armon Binns at Louisville.....	2010
	3	Marcus Barnett vs. Syracuse.....	2007

Longest Pass Play

1.	95	Greg Cook to Tom Rossley vs. Louisville [TD].....	1968
2.	91	Eric Vibberts to James Scott vs. East Carolina [TD].....	1994
3.	88	Gunner Kiel to Mekale McKay vs. Temple [TD].....	2015
4.	83	Gunner Kiel to Chris Moore at Ohio State [TD].....	2014
	83	Brendon Kay to Travis Kelce vs. Duke [TD].....	2012
	83	Nick Davila to Brent Celek vs. Rutgers [TD].....	2006
7.	82	Hayden Moore to Devin Gray at Tulsa [TD].....	2016
	82	Eric Vibberts to Robert Tate vs. Kansas [TD].....	1995
	82	Brig Owens to Errol Prisyb vs. Dayton [TD].....	1964
9.	81	Zach Collaros to Armon Binns at Syracuse [TD].....	2009

3	Hannibal Thomas vs. Southern Miss.....	2004
3	Jon Olinger at East Carolina.....	2002
3	Deno Foster at Louisville.....	1983
3	Jim O'Brien vs. Tampa.....	1968

SEASON RECORDS

Receptions

1.	90	Shaq Washington.....	2015
2.	87	Mardy Gilyard.....	2009
3.	84	Dominick Goodman.....	2008
4.	81	Mardy Gilyard.....	2008
5.	80	Tom Rossley.....	1968*
6.	75	Armon Binns.....	2010
	75	Shaq Washington.....	2013
8.	73	LaDaris Vann.....	2001
9.	71	LaDaris Vann.....	2002
10.	68	Dominick Goodman.....	2007

*-10 game season

Receiving Yards

1.	1,276	Mardy Gilyard.....	2008
2.	1,191	Mardy Gilyard.....	2009
3.	1,114	Jon Olinger.....	2002
4.	1,107	Jim O'Brien.....	1968*
5.	1,101	Armon Binns.....	2010
6.	1,072	Tom Rossley.....	1968*
7.	1,028	Dominick Goodman.....	2008
	1,028	Hannibal Thomas.....	2004
9.	982	Shaq Washington.....	2015
	908	Anthony McClung.....	2013

*-10 game season

Yards Per Reception (Min. 20 Rec.)

1.	25.16	Jim O'Brien.....	1968*
2.	22.40	Chris Moore.....	2014
3.	21.80	Chris Moore.....	2015
4.	21.75	Jason Stargel.....	1985
5.	21.25	Jason Stargel.....	1983
6.	21.04	Jim O'Brien.....	1969
7.	20.62	Jon Olinger.....	2002
8.	19.67	Aaron Hagans.....	1979
9.	19.48	Anthony Ladd.....	1996
10.	19.46	Robert Tate.....	1995

*-10 game season

Touchdown Receptions

1.	13	Marcus Barnett.....	2007
2.	12	Jim O'Brien.....	1968*
3.	11	Armon Binns.....	2009
	11	Mardy Gilyard.....	2009
	11	Mardy Gilyard.....	2008
6.	10	Armon Binns.....	2010
7.	9	Chris Moore.....	2013
	9	Hannibal Thomas.....	2004
	9	Jim Kelly.....	1950

*-10 game season



GREG COOK

CAREER RECORDS

Receptions

1.	240	Shaq Washington.....	2010-15
2.	204	Mardy Gilyard.....	2005; 2007-09
	204	Dominick Goodman.....	2005-08
	204	LaDaris Vann.....	1999-2002
5.	159	D.J. Woods.....	2008-11
6.	138	Armon Binns.....	2007-10
7.	135	Tye Keith.....	1999-2002
8.	127	Marcus Barnett.....	2007-10
9.	125	Marlon Pearce.....	1990-92
10.	117	Mardy Gilyard.....	2006-08

Receiving Yards

1.	3,003	Mardy Gilyard.....	2005; 2007-09
2.	2,563	Shaq Washington.....	2010-15
3.	2,512	Dominick Goodman.....	2005-08
4.	2,483	LaDaris Vann.....	1999-2002
5.	2,301	Chris Moore.....	2012-15
6.	2,285	Jim O'Brien.....	1967-69
7.	2,156	D.J. Woods.....	2008-11
8.	2,096	Marlon Pearce.....	1990-92
9.	2,088	Jason Stargel.....	1982-86
10.	2,008	Armon Binns.....	2007-10

Yards Per Reception (Min. 50 Rec.)

1.	21.9	Jim O'Brien.....	1967-69
2.	19.7	Mekale McKay.....	2013-15
	19.7	Jason Stargel.....	1982-86
4.	19.3	Chris Moore.....	2012-15
5.	18.7	Jon Olinger.....	1999-2002
6.	18.4	Glen Dillhoff.....	1951-54
7.	18.1	Denny Jackson.....	1968-69
8.	17.1	Deno Foster.....	1981-84
9.	16.9	Dick Jarvis.....	1950-51
10.	16.7	Marlon Pearce.....	1990-92

Touchdown Receptions

1.	26	Chris Moore.....	2012-15
2.	25	Mardy Gilyard.....	2005; 2007-09
3.	22	Dominick Goodman.....	2005-08
4.	21	Armon Binns.....	2007-10
	21	Jim O'Brien.....	1967-69

Consecutive Games With A Reception

1.	46	LaDaris Vann.....	1999-2002
2.	39	Shaq Washington.....	2010-15
3.	33	Jason Stargel.....	1982-86
4.	32	Dominick Goodman.....	2005-08
5.	27	Tye Keith.....	2000-02
	26	Jon Olinger.....	2001-02

ALL-PURPOSE YARDS (Rushing, Receiving and Returns)

Game		
1.	381	Mardy Gilyard at Pittsburgh.....2009
2.	365	Mardy Gilyard at Oklahoma.....2008
3.	333	Robert Tate at Kansas.....1995
4.	316	Robert Tate vs. Toledo.....1995
5.	306	Bob Hynes vs. Case-Western Reserve.....1923
6.	303	Mardy Gilyard vs. Connecticut.....2009
7.	294	Clem Turner vs. Kansas State.....1966
8.	291	D.J. Woods vs. Rutgers.....2010
8.	288	Reggie Taylor vs. Miami (OH).....1986
10.	283	D.J. Woods, vs. Oklahoma.....2010
	283	LaDaris Vann at East Carolina.....1999

Season

1.	2,690	Mardy Gilyard.....2009
2.	2,280	Mardy Gilyard.....2008
3.	1,859	D.J. Woods.....2010
4.	1,729	DeMarco McCleskey.....2002
5.	1,685	Robert Tate.....1995
6.	1,652	Isaiah Pead.....2011
7.	1,643	Reggie Taylor.....1986
8.	1,572	Roger Stephens.....1947
9.	1,471	Reggie Taylor.....1985
10.	1,461	Allen Harvin.....1978

Career

1.	5,945	Mardy Gilyard.....2005-09
2.	5,322	Reggie Taylor.....1983-86
3.	4,113	DeMarco McCleskey.....1998, 2000-02
4.	4,104	Isaiah Pead.....2008-11
5.	4,036	Al McKinney.....1985-88
6.	3,738	Dominick Goodman.....2005-08
7.	3,663	Allen Harvin.....1978-82
8.	3,542	Robert Cooper.....1996-99
9.	3,405	DJ Woods.....2008-11
10.	3,308	Robert Tate.....1993-96

TOTAL OFFENSE (Rushing and Passing)

GAME RECORDS

Total Plays

1.	65	Zach Collaros vs. Connecticut.....2010
2.	64	Ben Mauk vs. Southern Miss.....2007
	64	Greg Cook vs. Ohio.....1968
4.	63	Zach Collaros vs. USF.....2010
5.	62	Deontey Kenner at Southern Miss.....1999
6.	60	Deontey Kenner at Ohio State.....1999
7.	59	Gino Guidugli vs. UAB.....2004
8.	58	Gino Guidugli vs. Ohio State.....2002
	58	Deontey Kenner vs. Troy.....1999
10.	59	Zach Collaros at Fresno State.....2010

Total Yards

1.	564	Hayden Moore at Memphis.....2015
2.	555	Zach Collaros vs. Connecticut.....2009
3.	525	Greg Cook vs. Ohio.....1968
4.	490	Zach Collaros vs. USF.....2010
5.	436	Ben Mauk vs. Syracuse.....2007
6.	426	Deontey Kenner at Southern Miss.....1999
7.	410	Zach Collaros at USF.....2011
8.	412	Bob Hynes vs. Case-Western Reserve.....1923
9.	407	Deontey Kenner at Ohio State.....1999
10.	404	Gino Guidugli vs. Louisville.....2003

SEASON RECORDS

Total Plays

1.	541	Gino Guidugli.....2002
2.	507	Greg Cook.....1968
3.	504	Zach Collaros.....2011

4.	501	Gino Guidugli.....2003
5.	486	Ben Mauk.....2007
6.	453	Gunner Kiel.....2014
7.	439	Danny McCain.....1986
8.	433	Deontey Kenner.....1999
9.	413	Troy Bodine.....1984
10.	398	Danny Barrett.....1982

Total Yards

1.	3,570	Gino Guidugli.....2002
2.	3,498	Ben Mauk.....2008
3.	3,396	Gunner Kiel.....2014
4.	3,210	Greg Cook.....1968
5.	3,104	Zach Collaros.....2011
6.	2,870	Gino Guidugli.....2003
7.	2,804	Gunner Kiel.....2015
8.	2,723	Gino Guidugli.....2004
9.	2,642	Deontey Kenner.....1999
10.	2,585	Danny McCain.....1986

CAREER RECORDS

Total Plays

1.	1,791	Gino Guidugli.....2001-04
2.	1,091	Danny McCain.....1984-87
3.	1,051	Zach Collaros.....2008-11
4.	1,035	Deontey Kenner.....1997-2000
5.	955	Lance Harp.....1991-93
6.	935	Gunner Kiel.....2014-16
7.	892	Danny Barrett.....1979-82
8.	869	Dustin Grutza.....2005-08
9.	876	Reggie Taylor.....1983-86
10.	849	Albert Johnson.....1968-71

Total Yards

1.	11,661	Gino Guidugli.....2001-04
2.	7,000	Gunner Kiel2014-
3.	7,087	Zach Collaros.....2008-11
4.	6,558	Deontey Kenner.....1997-2000
5.	6,210	Danny McCain.....1984-87
	5,018	Tony Pike.....2007-09
7.	4,909	Lance Harp.....1991-93
8.	4,760	Greg Cook.....1965-68
9.	4,476	Dustin Grtutza.....2005-08
10.	4,287	Danny Barrett.....1979-82

SCORING

GAME RECORDS

Total Points

1.	51	Ike Stewart vs. Transylvania.....1912
2.	36	Bob Heuck vs. Transylvania.....1912
3.	25	Jim O'Brien vs. Louisville.....1968

Touchdowns

1.	8	Ike Stewart vs. Transylvania.....1912
2.	6	Bob Heuck vs. Transylvania.....1912
3.	5	Isaiah Pead vs. Rutgers.....2010
	4	DeMarco McCleskey at Arkansas State.....1998
	4	DeMarco McCleskey vs. Houston.....1998
	4	David Small vs. Houston.....1993
	4	David Small vs. Kent State.....1993

Extra Points Made

1.	12	Alonzo Weiss vs. Transylvania.....1912
2.	9	Jacob Rogers vs. Rutgers.....2010
	9	Steve Schultz vs. Louisiana-Monroe.....1977
4.	7	11 times, last by Andrew Gantz vs. Tulsa.....2015

Field Goals Made

1.	4	Andrew Gantz at Memphis.....2015
	4	Tony Miliano at Pittsburgh.....2011
	4	Jacob Rogers vs. Connecticut.....2009
	4	Kevin Lovell at Connecticut.....2006
	4	Chris Manfredini vs. Louisville.....2003
	4	Jonathan Ruffin at Hawai'i.....2002
	4	Jonathan Ruffin at Tulane.....2000
	4	Jonathan Ruffin vs. UAB.....2000
	4	Phil Insalaco vs. Indiana State.....1988
	4	Steve Schultz vs. Vanderbilt.....1976

SEASON RECORDS

Total Points

1.	142	Jim O'Brien.....1968
2.	112	Andrew Gantz2015
3.	104	Jonathan Ruffin.....2000
4.	102	Tony Miliano.....2012
	102	Jacob Rogers.....2009
	102	DeMarco McCleskey.....2002
	102	David Small.....1993
8.	101	Jonathan Ruffin.....2002
9.	100	Andrew Gantz2014
10.	98	Tony Miliano.....2011

Touchdowns

1.	17	DeMarco McCleskey.....2002
	17	David Small.....1993
3.	15	Isaiah Pead.....2011
	15	Ed Kovac.....1959
5.	14	Marcus Barnett.....2007
6.	13	George Winn.....2012
	13	Mardy Gilyard.....2009
	13	Mardy Gilyard.....2008
	13	Al Nelson.....1964
10.	12	David Small.....1992
	12	Jim O'Brien.....1968

Extra Points Made

1.	63	Jacob Rogers.....2009
2.	52	Andrew Gantz2014
3.	51	Tony Miliano.....2012
	51	Jacob Rogers.....2007
5.	49	Andrew Gantz2015
6.	47	Tony Miliano.....2011
7.	44	Jonathan Ruffin.....2002
8.	39	Kevin Lovell.....2004
9.	38	Jacob Rogers.....2010
10.	36	Jonathan Ruffin.....2001

Extra Points Attempted

1.	68	Jacob Rogers.....2009
2.	54	Andrew Gantz2014
	54	Jacob Rogers.....2007
4.	53	Tony Miliano.....2012
5.	50	Andrew Gantz2015
	50	Tony Miliano.....2011
7.	46	Jonathan Ruffin.....2002
8.	40	Jacob Rogers.....2010
	40	Kevin Lovell.....2004
10.	39	Ralph Pisanelli.....1952



2017 CINCINNATI FOOTBALL

RECORDS

Extra Point Percentage (min. 20 att.)

1.	1.000	Mike Morton [21-of-21].....	1983
	1.000	Robert Barone [22-of-22].....	1985
	1.000	Steve Schultz [24-of-24].....	1976
	1.000	Phil Insalaco [26-of-26].....	1987
	1.000	Eric Richards [26-of-26].....	1996
	1.000	Jonathan Ruffin [36-of-36].....	2001
	1.000	Kevin Lovell [28-of-28].....	2006
8.	.980	Andrew Gantz [49-of-50].....	2015
	.975	Kevin Lovell [39-of-40].....	2004
10.	.964	Eric Richards [27-of-28].....	1995

Field Goals Made

1.	26	Jonathan Ruffin.....	2000
2.	21	Andrew Gantz	2015
3.	19	Jonathan Ruffin.....	2002
4.	18	Kevin Lovell.....	2006
5.	17	Tony Miliano.....	2012
	17	Tony Miliano.....	2011
	17	Tom Dallen.....	1993
8.	16	Andrew Gantz	2014
	16	Jacob Rogers.....	2008
	16	Eric Richards.....	1995

Field Goals Attempted

1.	29	Jonathan Ruffin.....	2000
2.	28	Steve Schultz.....	1976
3.	27	Andrew Gantz	2015
	25	Tony Miliano.....	2011
	25	Jim O'Brien.....	1968
6.	24	Eric Richards.....	1995
7.	23	Jake Rogers.....	2008
	23	Kevin Lovell.....	2006
9.	22	Tony Miliano.....	2012
	22	Jonathan Ruffin.....	2002
	22	Tom Dallen.....	1993
	22	Dan Shepherd.....	1975

Field Goal Percentage

1.	.909	Chris Manfredini [10-of-11].....	2003
2.	.897	Jonathan Ruffin [26-of-29].....	2000
3.	.864	Jonathan Ruffin [19-of-22].....	2002
4.	.800	Andrew Gantz [16-of-20].....	2014
5.	.786	Jacob Rogers [11-of-14].....	2010
	.786	Steve Schultz [11-of-14].....	1978

Consecutive Games with a Field Goal

1.	11	Jonathan Ruffin.....	2000
2.	10	David Rowe.....	1991
3.	8	Andrew Gantz	2015
	8	Jonathan Ruffin.....	2002
5.	7	Jonathan Ruffin.....	2001
	7	Jim Fogler.....	1982
	7	Eric Richards.....	1996

Points Scored By Kicking

1.	112	Andrew Gantz	2015
	104	Jonathan Ruffin.....	2000
2.	102	Tony Miliano.....	2012
	102	Jacob Rogers.....	2009
	101	Jonathan Ruffin.....	2002
5.	100	Andrew Gantz	2014
6.	98	Tony Miliano.....	2011
7.	84	Jake Rogers.....	2007
	84	Tom Dallen.....	1993
9.	82	Jake Rogers.....	2008
	82	Kevin Lovell.....	2006

CAREER RECORDS

Total Points

1.	339	Jacob Rogers.....	2007-10
2.	315	Jonathan Ruffin.....	1999-2002
3.	248	DeMarco McCleskey.....	1998, 2000-02
4.	247	Jim O'Brien.....	1967-69
5.	224	Andrew Gantz	2014-
6.	203	Steve Schultz.....	1976-79
7.	202	Eric Richards.....	1994-97
8.	200	Tony Miliano.....	2011-pres.
9.	198	Isaiah Pead.....	2008-11
	198	David Small.....	1991-93

Touchdowns

1.	41	DeMarco McCleskey.....	1998, 2000-02
2.	33	David Small.....	1991-93
3.	27	Reggie Harrison.....	1971-73
4.	33	Isaiah Pead.....	2008-11
5.	31	Mardy Gilyard.....	2005-09
6.	26	Chris Moore.....	2012-15
	26	Reggie Taylor.....	1983-86
	26	Bob Heuck.....	1910-12
9.	22	Dominick Goodman.....	2005-08
10.	21	Armon Binns.....	2007-10
	21	Jim O'Brien.....	1967-69
	21	Joe Morrison.....	1956-58
	21	Joe Concilla.....	1951-53
	21	Bradley Glatthaar.....	2004-07

Extra Points Made

1.	186	Jacob Rogers.....	2007-10
	129	Jonathan Ruffin.....	1999-2002
3.	107	Andrew Gantz	2014-
4.	98	Tony Miliano.....	2011-pres.
	98	Steve Schultz.....	1976-79
6.	85	Kevin Lovell.....	2004-06
7.	79	Eric Richards.....	1994-97
8.	76	Phil Insalaco.....	1986-88
9.	61	Jim O'Brien.....	1967-69
10.	51	Tom Dallen.....	1993-94

Extra Points Attempted

1.	195	Jacob Rogers.....	2007-10
2.	134	Jonathan Ruffin.....	1999-2002
3.	110	Andrew Gantz	2014-
	103	Tony Miliano.....	2011-pres.
	103	Steve Schultz.....	1976-79
6.	86	Kevin Lovell.....	2004-06
7.	81	Eric Richards.....	1994-97
8.	79	Phil Insalaco.....	1986-88
9.	68	Jim O'Brien.....	1967-69
10.	66	Ralph Pisanelli.....	1952-53

Extra Point Percentage (Min. 30 Att.)

1.	.988	Kevin Lovell [85-of-86].....	2004-06
2.	.978	Eric Richards [89-of-91].....	1994-97
3.	.974	Mike Morton [37-of-38].....	1983-84
4.	.973	Andrew Gantz [107-of-110].....	2014-
	.963	Jonathan Ruffin [129-of-134].....	1999-2002

Consecutive Extra Points Made

1.	82	Kevin Lovell.....	2004-06
2.	78	Andrew Gantz	2014-15
	65	Jonathan Ruffin.....	2000-2002
4.	64	Jacob Rogers.....	2008-09
5.	63	Eric Richards.....	1994-97
6.	38	Phil Insalaco.....	1986-88
7.	37	Jacob Rogers.....	2007
8.	36	Mike Morton.....	1983-84

9.	35	Tony Miliano.....	2012
	35	Jacob Rogers.....	2009

Field Goals Made

1.	62	Jonathan Ruffin.....	1999-2002
2.	51	Jacob Rogers.....	2007-10
3.	41	Eric Richards.....	1994-97
4.	39	Andrew Gantz	2014-
5.	35	Steve Schultz.....	1976-79
6.	34	Tony Miliano.....	2011-pres.
7.	33	Kevin Lovell.....	2004-06
8.	28	Phil Insalaco.....	1986-88
9.	25	Dan Shepherd.....	1973-75
10.	23	Tom Dallen.....	1993-94

Field Goals Attempted

1.	79	Jonathan Ruffin.....	1999-2002
2.	75	Jacob Rogers.....	2007-10
3.	68	Steve Schultz.....	1976-79
4.	62	Eric Richards.....	1994-97
5.	49	Andrew Gantz	2014-
6.	47	Tony Miliano.....	2011-pres.
	47	Kevin Lovell.....	2004-06
8.	44	Jim O'Brien.....	1967-69
9.	41	Phil Insalaco.....	1986-88
	41	Sal Casola.....	1972-73

Field Goal Percentage

1.	.796	Andrew Gantz [39-of-49].....	2014-
2.	.785	Jonathan Ruffin [62-of-79].....	1999-2002
3.	.731	David Rowe [19-of-26].....	1990-91
4.	.723	Tony Miliano [34-of-47].....	2011-14
5.	.714	Dan Shepherd [25-of-35].....	1973-75
6.	.702	Kevin Lovell [33-of-47].....	2004-06
7.	.683	Phil Insalaco [28-of-41].....	1986-88
8.	.680	Jacob Rogers [51-of-75].....	2007-10
9.	.677	Jim Fogler [21-of-31].....	1981-83
10.	.676	Tom Dallen [23-of-34].....	1993-94

Consecutive Field Goals Made

1.	13	Jake Rogers.....	2007-08
	13	Jonathan Ruffin.....	2002
3.	12	Andrew Gantz	2012
	12	Jonathan Ruffin.....	2000
5.	11	Kevin Lovell.....	2006
6.	8	Jonathan Ruffin.....	2001
	8	Eric Richards.....	1997
8.	7	Jonathan Ruffin.....	2000
	7	Phil Insalaco.....	1987
	7	Kevin Lovell.....	2005-06

Points Scored By Kicking

1.	339	Jacob Rogers.....	2007-10
2.	315	Jonathan Ruffin.....	1999-2002
3.	224	Andrew Gantz	2014-
4.	203	Steve Schultz.....	1976-79
5.	202	Eric Richards.....	1994-97
6.	200	Tony Miliano.....	2011-pres.
7.	184	Kevin Lovell.....	2004-06
8.	160	Phil Insalaco.....	1986-88
9.	121	Jim O'Brien.....	1967-69
10.	120	Tom Dallen.....	1993-94

Consecutive Games Scored In

1.	47	Jonathan Ruffin.....	1999-2002
2.	37	Jacob Rogers.....	2007-10
3.	28	Andrew Gantz	2014
4.	26	Tony Miliano.....	2011-pres.
5.	24	Jim O'Brien.....	1968-69

Longest Field Goals Made

1.	58	Jon Bacon vs. Miami (OH).....	1994
2.	55	Jake Rogers vs. Oregon State.....	2007
3.	54	Jake Rogers at Connecticut.....	2008
	54	Dan Shepherd vs. Tulsa.....	1975
5.	53	Jake Rogers at Hawai'i.....	2008
	53	Sal Casola vs. Memphis.....	1973
7.	51	Andrew Gantz vs. Miami (Fla.).....	2015
	51	Steve Schultz vs. Miami (OH).....	1976
8.	50	Andrew Gantz at East Carolina.....	2015
	50	Jake Rogers vs. Rutgers.....	2008
	50	Eric Richards vs. Southern Miss.....	1997
	50	Phil Insalaco vs. Miami (OH).....	1988

PUNTING**GAME RECORDS****Punts**

1.	13	Phil Peckich at Pittsburgh.....	1981
2.	12	four times, last by Steve Smith at Louisville.....	1996

Punting Yards

1.	510	Steve Smith at Louisville.....	1996
2.	502	Mike Connell vs. Arizona State.....	1976
3.	460	Clem Fennell at North Texas State.....	1970
4.	456	Doug Johnson at Boston College.....	1997
5.	452	Steve Smith at Virginia Tech.....	1995

Punting Average

1.	59.7	Pat O'Donnell vs. NC State [3 punts].....	2011
	59.7	Kevin Huber vs. Marshall [3 punts].....	2007
3.	57.5	John Lloyd vs. USF [2 punts].....	2013
	55.0	John Lloyd vs. Temple [2 punts].....	2012
5.	54.0	Adam Wulfeck vs. Miami (OH) [2 punts].....	1999

Longest Punts

1.	78	Mike Connell vs. Louisiana-Lafayette.....	1976
2.	76	Pat O'Donnell vs. NC State.....	2011
	75	Clem Fennell at Louisville.....	1971
4.	72	Doug Johnson vs. Memphis.....	1997
5.	69	Adam Wulfeck at Army.....	2001
6.	68	Jeff Blaylock at Tulsa.....	1993
7.	67	Shaun Burdick vs. Virginia Tech.....	1985
8.	67	Dave Ritchie at Houston.....	1959
9.	66	Brig Owens vs. Tulsa.....	1964
10.	65	Pat O'Donnell vs. USF.....	2012
	65	Chet Ervin vs. Louisville.....	2005
	65	Adam Wulfeck vs. Syracuse.....	2000

SEASON RECORDS**Punts**

1.	80	Phil Peckich.....	1981
2.	77	Jeff West.....	1974
3.	73	Jeff Jones.....	1990
4.	72	Mike Connell.....	1976
5.	71	Clem Fennell.....	1972
6.	70	Benny Rhoads.....	1969
	70	Clem Fennell.....	1970
	70	Brian Steel.....	2006
9.	69	Jeff Jones.....	1989
10.	68	Steve Smith.....	1996
	68	Shaun Burdick.....	1983

Punting Yards

1.	3,192	Jeff West.....	1974
2.	3,155	Phil Peckich.....	1981
3.	3,095	Mike Connell.....	1976
4.	2,821	Jeff Jones.....	1990
5.	2,800	Adam Wulfeck.....	2001
6.	2,795	Steve Smith.....	1996

7.	2,767	Clem Fennell.....	1972
8.	2,760	Pat O'Donnell.....	2011
9.	2,715	Brian Steel.....	2006
10.	2,703	Benny Rhoads.....	1969

Punting Average (Min. 25 Punts)

1.	46.90	Kevin Huber.....	2007
2.	46.30	Sam Geraci.....	2015
	45.00	Kevin Huber.....	2008
4.	43.80	Pat O'Donnell.....	2011
5.	43.75	Adam Wulfeck.....	2001
6.	42.99	Mike Connell.....	1976
7.	42.85	Mike Connell.....	1977
8.	42.70	John Lloyd.....	2013
	42.53	Jeff West.....	1973
10.	42.47	Benny Rhoads.....	1968

CAREER RECORDS**Punts**

1.	241	Chet Ervin.....	2002-05
2.	236	Jeff Blaylock.....	1991-94
3.	235	Shaun Burdick.....	1983-86
4.	216	Jeff Jones.....	1987-90
5.	214	Adam Wulfeck.....	1998-2001
6.	205	Phil Peckich.....	1978-82
7.	204	Clem Fennell.....	1970-72
8.	194	Mike Connell.....	1974-77
9.	174	Pat O'Donnell.....	2010-12
10.	143	Tom O'Malley.....	1947-49

Punting Yards

1.	9,446	Chet Ervin.....	2002-05
2.	9,244	Shaun Burdick.....	1983-86
3.	9,008	Adam Wulfeck.....	1998-2001
4.	8,711	Jeff Blaylock.....	1991-94
5.	8,247	Mike Connell.....	1974-77
6.	8,180	Jeff Jones.....	1987-90
7.	8,005	Phil Peckich.....	1978-82
8.	7,824	Clem Fennell.....	1970-72
9.	7,405	Pat O'Donnell.....	2010-12
10.	6,684	Sam Geraci.....	2014-16

Punting Average (Min. 50 Punts)

1.	45.47	Kevin Huber.....	2005-08
2.	42.60	Pat O'Donnell.....	2010-12
3.	42.51	Mike Connell.....	1974-77
4.	42.05	Adam Wulfeck.....	1998-2001
5.	41.90	Jeff West.....	1973-74
6.	41.50	Sam Geraci.....	2014-16
7.	41.09	Doug Johnson.....	1996-97
8.	40.12	Benny Rhoads.....	1967-69
9.	39.52	Steve Smith.....	1995-96
10.	39.36	Jim Niemann.....	1954-56

RETURNS**GAME RECORDS****Kickoff Returns**

1.	8	Mardy Gilyard at Pittsburgh.....	2009
	8	LaDaris Vann vs. East Carolina.....	1999
2.	7	Antonio Chatman vs. Indiana.....	2000
	7	Donald McKnight vs. Syracuse.....	1998
	7	Lloyd Pate vs. Houston.....	1968

Kickoff Return Yards

1.	256	Mardy Gilyard at Pittsburgh.....	2009
2.	246	Mardy Gilyard at Oklahoma.....	2008
3.	218	Roger Stephens vs. Dayton.....	1947
4.	207	Mardy Gilyard vs. Florida.....	2010
5.	192	Keith Jenkins vs. Houston.....	1975

Kickoff Returns For Touchdowns

1.	1	Accomplished 21 times last by Abernathy IV vs. Vanderbilt (2011)
----	---	---

Longest Kickoff Return

1.	100	Darrin Williams vs. SEMO (TD).....	2009
	100	Mardy Gilyard at West Virginia (TD).....	2008
	100	Walter Heuck vs. Denison (TD).....	1910
3.	99	Mardy Gilyard at Pittsburgh (TD).....	2009
	99	Keith Jenkins vs. Houston (TD).....	1975

Punt Returns

1.	7	Mike Daniels vs. Western Carolina.....	2005
	7	Tinker Keck vs. Kansas.....	1997
	7	Charley Bland vs. Villanova.....	1973

Punt Return Yards

1.	161	Gene Gibson vs. Ohio.....	1949
2.	122	Tinker Keck vs. Louisville.....	1997
3.	103	Gene Gibson vs. Western Michigan.....	1949
4.	98	Errol Prisyb vs. North Texas State.....	1963
5.	97	Tinker Keck vs. Miami (OH).....	1997

Punt Return Touchdowns

1.	2	Tinker Keck vs. Louisville.....	1997
	2	Gene Gibson vs. Ohio.....	1949
2.	1	Accomplished 25 times	

Longest Punt Return

1.	98	Errol Prisyb vs. North Texas State (TD).....	1963
2.	85	Dom Del Bene vs. Hardin-Simmons (TD).....	1951
3.	84	Joe Morrison vs. Marquette (TD).....	1956
4.	78	Tinker Keck vs. Louisville (TD).....	1997
	78	Tony Jackson vs. Dayton (TD).....	1967

SEASON RECORDS**Kickoff Returns**

1.	42	Mardy Gilyard.....	2009
2.	39	Ralph David Abernathy IV.....	2011
3.	36	Mardy Gilyard.....	2008
4.	33	Donald McKnight.....	1998
5.	32	Ralph David Abernathy IV.....	2012
6.	31	Dwayne Hunter.....	1987
7.	29	Bobby Brown.....	1989
	29	Russell Cooper.....	1980
9.	24	Antonio Chatman.....	2000
	24	Ralph Williams.....	1979

Kickoff Return Yards

1.	1,281	Mardy Gilyard.....	2009
2.	1,034	Ralph David Abernathy IV.....	2011
3.	994	Mardy Gilyard.....	2008
4.	801	Ralph David Abernathy IV.....	2012
5.	652	Russell Cooper.....	1980
6.	647	Donald McKnight.....	1998
7.	611	Dwayne Hunter.....	1987
8.	603	Bobby Brown.....	1989
9.	541	Dominick Goodman.....	2006
10.	515	Robert Tate.....	1995

Kickoff Return Average (Min. 1.5 KOR/G)

1.	34.33	Robert Tate.....	1995
2.	31.50	Chris Hewitt.....	1993
3.	30.50	Mardy Gilyard.....	2009
4.	29.13	Keith Jenkins.....	1975
5.	27.73	Tom Marvaso.....	1974



2017 CINCINNATI FOOTBALL

RECORDS

Kickoff Returns For Touchdowns

1.	2	Mardy Gilyard.....	2008
----	---	--------------------	------

Punt Returns

1.	38	Tinker Keck.....	1997
	38	Charley Bland.....	1973
3.	37	Tom Marvaso.....	1975
4.	36	Tye Keith.....	2002
5.	35	LaDaris Vann.....	2001
6.	34	Tom Marvaso.....	1974
7.	31	Keith Jenkins.....	1976
8.	30	Bill Davis.....	1988
9.	29	Lamont Patterson.....	1982

Punt Return Yards

1.	577	Tinker Keck.....	1997
2.	438	Gene Gibson.....	1949
3.	342	Tom Marvaso.....	1974
4.	322	Gene Gibson.....	1950
5.	302	Charley Bland.....	1973
6.	289	LaDaris Vann.....	2001
7.	280	Tye Keith.....	2002
8.	274	Keith Jenkins.....	1976
9.	252	Robert Tate.....	1996
10.	240	Robert Tate.....	1995

Punt Return Average (Min. 10 Returns)

1.	20.86	Gene Gibson.....	1949
2.	20.12	Gene Gibson.....	1950
3.	19.82	Jack Delaney.....	1951
4.	17.36	Billy Hunter.....	1972
5.	16.23	Dom Del Bene.....	1951

Punt Return Touchdowns

1.	4	Tinker Keck.....	1997
2.	3	Gene Gibson.....	1949
3.	2	Tom Marvaso.....	1974
	2	Joe Morrison.....	1956
	2	Gene Gibson.....	1949
6.	1	Accomplished 17 times	

CAREER RECORDS

Kickoff Returns

1.	93	Mardy Gilyard.....	2005-09
2.	87	Ralph David Abernathy IV.....	2011-14
3.	62	Brian Jenkins.....	1990-93
4.	55	Dominick Goodman.....	2005-07
5.	50	Lloyd Pate.....	1966-68

Kickoff Returns Yards

1.	2,657	Mardy Gilyard.....	2005-09
2.	2,186	Ralph David Abernathy IV.....	2011-14
3.	1,506	Brian Jenkins.....	1990-93
4.	1,199	Dominick Goodman.....	2005-07
5.	1,083	Robert Tate.....	1993-96

Kickoff Returns Average (Min. 25 KOR)

1.	28.60	Mardy Gilyard.....	2005-09
2.	28.54	Chris Hewitt.....	1993-95
3.	26.41	Robert Tate.....	1993-95
4.	25.10	Ralph David Abernathy IV.....	2011-14
5.	24.73	Mel Riggins.....	1970-71

Kickoff Returns For Touchdowns

1.	4	Mardy Gilyard.....	2005-09
2.	2	Mel Riggins.....	1970-71
3.	1	Accomplished 17 times	

Punt Returns

1.	73	Robert Tate.....	1993-96
	73	Tom Marvaso.....	1974-75
3.	68	Tinker Keck.....	1997-99
4.	60	Lamont Patterson.....	1979-82
5.	55	Billy Hunter.....	1970-72

Punt Return Yards

1.	804	Tinker Keck.....	1997-99
2.	760	Gene Gibson.....	1949-50
3.	637	Robert Tate.....	1993-96
4.	575	Tom Marvaso.....	1974-75
5.	473	Billy Hunter.....	1970-72

Punt Return Average

1.	20.54	Gene Gibson.....	1949-50
2.	14.33	Jack Delaney.....	1950-52
3.	11.82	Tinker Keck.....	1997-99
4.	11.80	Mardy Gilyard.....	2005-09
5.	10.57	Brian Jenkins.....	1990-92

Punt Return Touchdowns

1.	5	Gene Gibson.....	1949-50
2.	4	Tinker Keck.....	1997-99
3.	3	Joe Morrison.....	1956-58
4.	2	Tom Marvaso.....	1974-75
5.	1	Accomplished 16 times last by Gilyard (2009)	

INTERCEPTIONS

GAME RECORDS

Interceptions

1.	4	Bob Hynes vs. Ohio Northern.....	1923
2.	3	accomplished six times, last by D. Smith (2007)	

Interception Return Yards

1.	123	Shawn Ferguson vs. Memphis.....	1998
2.	96	Jocelyn Borgella vs. Rutgers.....	1992
	96	Bob Del Rosa vs. Oklahoma State.....	1958
4.	88	Joe Morrison vs. Dayton.....	1956
5.	87	Joe Morrison vs. Wichita State.....	1956

Interception Returns for Touchdowns

1.	2	Shawn Ferguson vs. Memphis.....	1998
2.	1	accomplished 57 times, last by Temple (2012)	

SEASON RECORDS

Interceptions

1.	8	DeAngelo Smith.....	2007
2.	6	Mike Mickens.....	2007
	6	Daven Holly.....	2003
	6	Blue Adams.....	2002
	6	Sam Garnes.....	1995
	6	Ed Bolis.....	1970
	6	Bill Madeya.....	1965
	6	Don Polagyi.....	1952
9.	5	four times, last by Jocelyn Borgella.....	1992

Interception Return Yards

1.	175	Joe Morrison.....	1956
2.	171	Jocelyn Borgella.....	1992
3.	159	John Mooth.....	1951
4.	158	Mike Mickens.....	2008
5.	136	Mike Mickens.....	2007
6.	135	Aaron Webster.....	2009
7.	123	Shawn Ferguson.....	1998
8.	119	Rodney Harris.....	1990
9.	116	Bob Del Rosa.....	1958
10.	112	Chris Hewitt.....	1995

Interception Returns for Touchdowns

1.	2	Mike Mickens.....	2007
	2	Blue Adams.....	2002
	2	Shawn Ferguson.....	1998
	2	Joe Morrison.....	1956

CAREER RECORDS

Interceptions

1.	14	Mike Mickens.....	2005-08
2.	12	DeAngelo Smith.....	2005-08
	12	Blue Adams.....	1998-2002
	12	Jocelyn Borgella.....	1990-93
5.	11	Ed Bolis.....	1970-72

Interception Return Yards

1.	296	Mike Mickens.....	2005-08
2.	263	Jocelyn Borgella.....	1990-93
	263	Joe Morrison.....	1956-58
4.	254	Gene Gibson.....	1949-50
5.	222	Aaron Webster.....	2006-09
6.	179	DeAngelo Smith.....	2005-08
7.	177	Blue Adams.....	1998-2002
8.	173	Keith Jenkins.....	1975-76
9.	171	Shawn Ferguson.....	1995-98
10.	164	Chris Hewitt.....	1993-96

Interception Returns for Touchdowns

1.	3	Mike Mickens.....	2005-08
	3	Shawn Ferguson.....	1995-98
2.	2	four times, last by DeAngelo Smith.....	2005-2007

Longest Interception Returns

1.	96	Bob Del Rosa vs. Oklahoma State (TD).....	1958
2.	88	Joe Morrison vs. Dayton (TD).....	1956
3.	87	Joe Morrison vs. Wichita State (TD).....	1956
4.	84	DeAngelo Smith vs. Rutgers (TD).....	2006
5.	83	Shawn Ferguson vs. Memphis (TD).....	1998
	83	Art Sheffield vs. Indiana State (TD).....	1988
7.	80	Gene Gibson vs. Mississippi State (TD).....	1949
8.	79	Mike Mickens vs. South Florida (TD).....	2007
9.	78	Barry Maroney vs. Dayton (TD).....	1956
10.	77	Greg Butler vs. Villanova (TD).....	1972

DEFENSIVE

GAME RECORDS

Total Tackles

1.	31	Karl Woods at South Carolina.....	1980
2.	24	Vaughn Booker vs. East Carolina.....	1987
3.	23	Brad Jackson vs. Boston College.....	1997
	23	Jerome Brinson vs. Oklahoma State.....	1987
5.	22	Sam Garnes vs. Vanderbilt.....	1994
	22	Jason Coppess vs. Bowling Green.....	1993
	22	Alex Gordon vs. Miami (OH).....	1986
	22	Brad Nothacker vs. Penn State.....	1985
9.	21	Jack Brusciaelli vs. West Virginia.....	1989
	21	Mike Kelly vs. Rutgers.....	1987

Solo Tackles (Since 2001)

1.	12	Zach Edwards vs. East Carolina.....	2014
	12	Mike Mickens at Akron.....	2008
	12	Jamar Enzor at Memphis.....	2003
	12	Ivan Fields vs. Tulane.....	2001
5.	11	Walter Stewart vs. Syracuse.....	2010
6.	11	Haruki Nakamura at USF.....	2007
7.	11	Ryan Manalac at USF.....	2007
8.	11	Jamar Enzor vs. Rhode Island.....	2003
9.	11	Ivan Fields vs. West Virginia.....	2002
10.	11	Lewis Carter vs. Purdue.....	2001

Assisted Tackles (Since 2001)

1.	12	Andre Revels at Miami [OH]	2009
	12	Corey Smith vs. Louisville	2007
	12	Jamar Enzor at UAB	2003
4.	11	Kevin Brown vs. Memphis	2014
	11	Zach Edwards vs. Memphis	2014
	11	Jeff Luc vs. Miami [Ohio]	2014
7.	10	Eric Wilson vs. UT Martin	2016
	10	Jeff Luc vs. Memphis	2014
	10	Nick Temple vs. Memphis	2014
	10	Greg Blair at Louisville	2012
	10	JK Schaffer at NC State	2010
	10	JK Schaffer vs. Illinois	2009

Tackles For A Loss (Since 2001)

1.	5.5	Brandon Mills vs. Rutgers	2010
2.	5	Antwan Peek at Southern Miss	2002
	5	Antwan Peek vs. Louisiana-Monroe	2001
	5	Derek Wolfe vs. Connecticut	2011
5.	4.5	Trevor Anderson at Connecticut	2006

Sacks (Since 2001)

1.	4	Alex Daniels at Miami [OH]	2009
	4	Antwan Peek vs. Louisiana-Monroe	2001
3.	3	Brandon Mills vs. Rutgers	2010
	3	Connor Barwin vs. Pittsburgh	2008
	3	Anthony Hoke vs. Connecticut	2007
	3	Anthony Hoke at Syracuse	2007
	3	Lamonte Nelms at Syracuse	2007
	3	Trent Cole at East Carolina	2004

Forced Fumbles (Since 2001)

1.	3	Antwan Peek vs. Louisiana-Monroe	2001
2.	2	Ryan Manalac vs. SE Missouri State	2007
	2	Haruki Nakamura at Pittsburgh	2007
	2	Aaron Webster at Pittsburgh	2009
	2	Antwan Peek at Temple	2002
	2	Fran Callicott vs. North Texas	2002
	2	Willis Edwards vs. East Carolina	2001

Fumble Recoveries (Since 2001)

1.	2	Jeff Luc vs. USF	2014
	2	Wesley Richardson at NC State	2010
	2	Kevin McCullough vs. Connecticut	2005

SEASON RECORDS

Total Tackles

1.	186	Mike Brookins	1979
2.	168	Brad Jackson	1997
3.	161	Karl Woods	1980
4.	158	Jerome Brinson	1983
5.	155	Karl Woods	1978
6.	147	Dwayne Berry	1978
7.	145	Muhammed El-Mubarak	1995
8.	143	Linwood Marshall	1983
9.	140	Howie Kurnick	1978
10.	138	Greg Blair	2012
	138	Phillip Curry	1997
	138	Antonio Gibson	1982

Solo Tackles

1.	101	Howie Kurnick	1978
2.	94	Linwood Marshall	1983
3.	93	Brad Jackson	1997
	93	Mike Brookins	1979
5.	90	Muhammed El-Mubarak	1995
	90	Jerome Brinson	1983
7.	88	Sam Barnes	1994
8.	83	Phillip Curry	1997

9.	82	DeJuan Gossett	1999
10.	80	Jack Brusciarelli	1988

Assisted Tackles

1.	99	Karl Woods	1980
2.	93	Mike Brookins	1979
3.	83	Karl Woods	1978
4.	82	Alex Gordon	1985
5.	78	Dwayne Berry	1978
6.	75	Brad Jackson	1997
	75	Richard Rhodes	1985
8.	74	Antonio Gibson	1982
9.	73	Alex Gordon	1986
10.	70	Greg Blair	2012

Tackles for Loss

1.	28.0	Mike Gates	1980
2.	22.0	Trent Cole	2004
	22.0	Antwan Peek	2001
4.	21.5	Derek Wolfe	2011
	21.0	Antwan Peek	2002
	21.0	Phil Poirier	1989
6.	20.0	Nate Dingle	1992
7.	18.0	Tyjuan Hagler	2002
	18.0	Andrew Stewart	1988
9.	17.0	Phillip Curry	1995
	17.0	Terrill Byrd	2007

Quarterback Sacks

1.	13.0	Anthony Hoke	2007
2.	12.5	Antwan Peek	2001
3.	11.0	Connor Barwin	2008
4.	9.0	Terrell Hartsfield	2014
	9.0	Andrew Stewart	1987
6.	9.5	Derek Wolfe	2011
7.	8.5	Trent Cole	2004
	8.5	Antwan Peek	2000
9.	8.0	George Jamison	1982
	8.0	Errol Cleveland	1982
	8.0	Dwayne Berry	1978
	8.0	Terrill Byrd	2007

Forced Fumbles

1.	7	Antwan Peek	2002
2.	6	Jeff Luc	2014
3.	5	Antwan Peek	2001
4.	4	Walter Stewart	2011
	4	Willis Edwards	2001
	4	Troy Evans	2000

Fumble Recoveries

1.	6	John Vitro	1975
2.	5	Antwan Peek	2002
	5	Ronnie Shannon	1990
	5	Howie Kurnick	1978
	5	Howie Kurnick	1976
	5	Joe Bardaro	1968

CAREER RECORDS

Total Tackles

1.	502	Karl Woods	1977-80
2.	487	Phillip Curry	1994-97
3.	392	Brad Jackson	1994-97
4.	381	Zach Edwards	2013-16
5.	356	Mike Brookins	1979-81
6.	352	Alex Gordon	1983-86
7.	351	Hassan Champion	1995-98
	351	Joe Olding	1979-82
9.	338	Doug Monaghan	2001-04

10.	337	JK Schaffer	2008-11
	327	DeJuan Gossett	1997-2000

Solo Tackles

1.	268	Phillip Curry	1994-97
2.	229	Zach Edwards	2013-16
3.	222	DeJuan Gossett	1997-2000
4.	216	Brad Jackson	1994-97
5.	211	Karl Woods	1977-80
6.	208	Ivan Fields	1999-2002
7.	206	Sam Barnes	1993-96
8.	200	Doug Monaghan	2001-04
9.	190	Mike Brookins	1979-81
10.	184	Hassan Champion	1995-98

Assisted Tackles

1.	291	Karl Woods	1979-81
2.	219	Phillip Curry	1994-97
3.	192	Alex Gordon	1983-86
4.	176	Brad Jackson	1994-97
5.	175	Joe Olding	1979-82
6.	168	Howie Kurnick	1975-78
7.	167	Hassan Champion	1995-98
8.	166	Mike Brookins	1979-81
9.	155	JK Schaffer	2008-11
10.	152	Zach Edwards	2014-16

Tackles for Loss

1.	56.0	Antwan Peek	1998-2002
2.	48.0	Trent Cole	2002-04
3.	46.0	Nate Dingle	1990-93
4.	45.0	Phillip Curry	1994-97
5.	44.5	Andre Frazier	2001-04
6.	42.0	Terrill Byrd	2005-08
7.	38.0	Alex Gordon	1983-86
8.	37.0	Derek Wolfe	2008-11
	37.0	George Jamison	1980-83
9.	36.0	Andrew Stewart	1986-88
10.	34.5	Tyjuan Hagler	2002-04

Quarterback Sacks

1.	27.0	Antwan Peek	1998-2002
2.	22.5	Andre Frazier	2001-04
3.	22.0	Anthony Hoke	2004-07
4.	19.5	Derek Wolfe	2008-11
5.	18.5	Trent Cole	2002-04
6.	18.0	Nate Dingle	1990-93
	18.0	George Jamison	1980-83
8.	16.5	Terrill Byrd	2005-08
9.	16.0	Andrew Stewart	1986-88
10.	15.0	Brandon Mills	2009-11
	15.0	Derrick Ransom	1994-97

Fumble Recoveries

1.	12	John Vitro	1973-75
2.	10	Antwan Peek	1998-2002
	10	Howie Kurnick	1975-77
4.	9	Ronnie Shannon	1988-91
	9	David Mann	1975-77
6.	7	Eric Wilson	2014-16
	7	Marion Ford	1972-73
	7	Charlie Stovall	1971-72



2017 CINCINNATI FOOTBALL

SINGLE-GAME TEAM RECORDS (OFFENSE)

Most Points			10. 407 vs. Southern Miss.....1999	2. 15 vs. Xavier1958	Fewest Passing Yards		
1. 124 vs. Transylvania.....1912			Most Interceptions Thrown	3. 14 at Hawai'i.....2002	1. 0 vs. Dayton1970		
2. 115 vs. Kentucky Wesleyan.....1921			1. 6 vs. Xavier1972	14 vs. Louisville.....1968	2. 6 vs. Wichita State.....1965		
3. 72 vs. Austin Peay.....2011			2. 5 vs. North Texas State.....2002		3. 8 vs. South Dakota1965		
4. 70 vs. Southeast Missouri State.....2009			5 vs. Toledo.....1995	Most Penalty Yards	4. 11 vs. Wichita State.....1962		
5. 69 vs. Rutgers.....2010			5 vs. Houston.....1968	1. 176 vs. Louisville.....1968	5. 14 vs. Ohio.....1970		
6. 69 vs. Case-Western Reserve.....1923			5 vs. North Texas State.....1967	2. 170 vs. Kentucky1945			
7. 67 vs. Virginia Military Institute.....1953			5 vs. Xavier1955	3. 161 vs. Dayton1957	Fewest Yards Total Offense		
67 vs. Baltimore.....1935			5 vs. Xavier1951	4. 142 vs. Toledo.....1953	1. 46 vs. North Texas State.....1959		
9. 66 vs. Northwestern State2013				5. 140 vs. Kansas State.....1951	2. 48 vs. Central Michigan.....1989		
66 vs. Case-Western Reserve.....1953			Most Touchdown Passes		3. 69 vs. Iowa.....1990		
10. 63 vs. Louisiana-Monroe.....1977			1. 6 vs. UCF2015	Most Punts	4. 97 vs. Houston.....1957		
Most Touchdowns			6 vs. Toledo2014	1. 13 vs. Pittsburgh1981	5. 100 vs. Tulsa.....1958		
1. 14 vs. Transylvania1912			6 at Rutgers2013	13 vs. Mississippi State.....1948			
2. 10 vs. Austin Peay.....2011			6 vs. Illinois.....2009	3. 12 vs. Louisville.....1996	Fewest First Downs		
10 vs. Rutgers.....2010			5 vs. UConn.....2013	12 vs. Virginia Tech.....1995	1. 3 vs. West Virginia.....1989		
10 vs. Case-Western Reserve.....1953			5 vs. Northwestern State.....2013	5. 11 vs. Boston College1997	2. 5 vs. Pacific.....1949		
10 vs. Virginia Military Institute.....1953			5 at Louisville.....2010	11 vs. Central Michigan.....1990	3. 6 vs. Tulsa.....1958		
			5 at Rutgers.....2009	11 vs. North Texas State.....1970	6 vs. Xavier1956		
			5 vs. Southern Miss.....2004	11 vs. Tulsa.....1958	6 vs. Navy.....1956		
				11 vs. Mississippi State.....1949			
Most Rushing Attempts			Most Offensive Plays	Most Punting Yards	Fewest Penalties		
1. 83 vs. Louisiana-Monroe.....1977			1. 100 at Memphis.....2015	1. 510 vs. Louisville1996	1. 1 vs. Houston.....2014		
2. 82 vs. Miami [OH]1996			2. 99 vs. Miami [OH]1996	2. 502 vs. Arizona State.....1976	1 vs. Rutgers.....1994		
3. 77 vs. Miami [OH]1951			3. 96 vs. Southern Miss.....1999	3. 475 vs. Mississippi State.....1948	1 vs. Louisville.....1966		
4. 74 vs. North Texas State.....1970			4. 95 vs. East Carolina.....1998	4. 460 vs. North Texas State.....1968	1 vs. Memphis.....1966		
5. 73 vs. Miami [OH]1970			5. 94 at Miami [Ohio].....2015	5. 456 vs. Boston College1997	1 vs. Army.....1963		
			94 vs. Tulsa1978	6. 452 vs. Virginia Tech1995	1 vs. Hawai'i.....1954		
Most Rushing Yards			Most Yards Total Offense	7. 451 vs. Central Michigan.....1990	Fewest Yards Penalized		
1. 464 vs. Case-Western Reserve1953			1. 711 vs. Connecticut2009	8. 425 vs. West Virginia.....2003	1. 4 vs. Memphis.....1966		
464 vs. Virginia Military Institute.....1953			2. 684 vs. Ohio.....1968	9. 418 vs. Rutgers.....2008	2. 5 vs. Army1963		
3. 422 vs. Kansas State.....1966			3. 669 vs. Northwestern State.....2013	10. 407 vs. Iowa1990	3. 10 vs. Houston.....2014		
4. 421 vs. Marshall1946			4. 661 vs. Rutgers.....2010		10 vs. Temple.....2003		
5. 419 vs. Xavier1970			5. 647 vs. Miami [OH]1986	Most Punt Return Yards	10 vs. Rutgers.....1994		
6. 405 vs. Miami [OH]1996			6. 620 at Memphis.....2015	1. 177 vs. Ohio.....1949	5. 12 vs. Wichita State.....1965		
7. 402 vs. North Texas State.....1970			619 at Rutgers.....2013	2. 156 vs. Western Reserve1951	6. 13 vs. South Dakota1965		
8. 389 vs. Xavier1946			8. 615 vs. Southeast Missouri State.....2007	3. 150 vs. Western Michigan1950			
9. 387 vs. Austin Peay.....2011			9. 609 vs. Miami [OH]2010	4. 122 vs. Louisville.....1997	Fewest Punts		
10. 383 vs. South Dakota1965			10. 608 vs. Virginia Military Institute.....1953	5. 116 vs. UTEP1950	1. 0 vs. UCF2015		
Most Rushing Touchdowns			Most First Downs	Most Kickoff Return Yards	0 vs. Miami [OH]2008		
1. 14 vs. Transylvania1912			1. 38 at Memphis.....2015	1. 295 vs. Memphis1971	0 vs. Memphis.....1998		
2. 10 vs. Case-Western Reserve.....1953			36 vs. Ohio.....1968	2. 278 at Pittsburgh.....2009	0 vs. Miami [OH]1954		
10 vs. Virginia Military Institute.....1953			3. 34 vs. Temple.....2015	3. 265 at Oklahoma.....2008	3. 1 Seven Times		
			34 at Miami [Ohio].....2015	4. 226 vs. Florida.....2010	Last vs. San Diego State.....2007		
Most Passing Attempts			5. 33 vs. Houston.....2014	219 vs. Hardin-Simmons.....1955			
1. 64 at Memphis.....2015			33 vs. Southeast Missouri State.....2007	Fewest Rushing Attempts			
2. 61 vs. USF2010			33 vs. Memphis.....2001	1. 15 vs. Illinois.....2009			
3. 60 at Miami [Fla.].....2014			Most Fumbles	2. 16 at West Virginia2010			
59 vs. Southern Miss.....1999			1. 15 vs. Louisville.....1970	16 vs. Fresno State.....2009			
5. 57 vs. Ohio.....1968			2. 9 vs. North Texas State.....1968	4. 19 at Ohio State2014			
Most Passes Completed			3. 8 vs. Wichita State.....1960	19 at Connecticut.....2008			
1. 38 at Memphis.....2015			Most Fumbles Lost	19 vs. Miami [OH]1968			
36 vs. Ohio.....1968			1. 7 vs. Virginia Military Institute1951	7. 18 at Houston2015			
2. 35 vs. Southern Miss.....1999			2. 6 vs. Louisville.....1970	18 at Pittsburgh.....2009			
4. 34 vs. USF2010			6 vs. Hardin-Simmons.....1955	Fewest Rushing Yards			
5. 32 vs. Illinois.....2009			Most Turnovers	1. -23 vs. Rutgers.....2005			
32 vs. Army2001			1. 9 vs. Xavier1955	2. -20 vs. Northwestern State1977			
Most Passing Yards			9 vs. Hardin-Simmons.....1955	Fewest Passes Completed			
1. 620 at Memphis.....2015			9 vs. Virginia Military Institute1951	1. 0 vs. Dayton1970			
2. 584 vs. Ohio.....1968			4. 8 vs. Houston.....1968	2. 1 vs. Wichita State.....1965			
3. 512 vs. USF2010			8 vs. Western Michigan1949	1 vs. South Dakota1965			
4. 507 at Rutgers.....2013			Most Penalties	1 vs. Wichita State.....1962			
5. 480 vs. Connecticut2009			1. 18 vs. Kansas State.....1951	1 vs. Tulsa.....1959			
6. 436 vs. East Carolina2014							
436 vs. Toledo2014							
436 vs. Louisville.....1968							
9. 431 vs. Syracuse.....2007							

Fewest Rushing Attempts

1.	17	vs. Dayton	1961
2.	18	at East Carolina.....	2015
3.	19	vs. Miami [OH]	2012
	19	vs. Xavier	1954
	19	vs. Akron	2006

Fewest Rushing Yards

1.	-46	vs. Kansas.....	1997
2.	-37	vs. Wichita State.....	1974
3.	-22	vs. NC State.....	2011
4.	-20	vs. Northwestern State.....	1977
5.	-19	vs. Louisiana-Monroe.....	1996
6.	-17	vs. Louisville.....	1968
7.	-16	vs. Louisiana-Lafayette.....	1975
8.	-15	vs. Syracuse.....	2007
9.	-14	vs. Louisville.....	1981
	-14	vs. Wichita State.....	1965

Fewest Passing Attempts

1.	1	vs. Boston College.....	1964
2.	2	vs. Louisville.....	1953
3.	3	vs. Miami [OH]	1971
	3	vs. Wichita State.....	1955
	3	vs. Miami [OH]	1957

Fewest Pass Completions

1.	0	vs. Louisville.....	1974
	0	vs. Ohio.....	1973
	0	vs. Boston College.....	1964
	0	vs. Indiana.....	1963
	0	vs. Ohio.....	1949

Fewest Passing Yards

1.	-1	vs. Xavier	1971
2.	0	vs. Louisville.....	1974
	0	vs. Ohio.....	1973
	0	vs. Boston College.....	1964
	0	vs. Indiana.....	1963
	0	vs. Ohio.....	1949

Fewest Yards Total Offense

1.	18	vs. Louisiana-Lafayette.....	1973
2.	22	vs. Ohio.....	1950
3.	32	vs. Xavier	1954
4.	53	vs. Kansas.....	1997
5.	70	vs. Louisville.....	1976

Most Points

1.	81	vs. Penn State	1991
2.	71	vs. Houston.....	1968
	71	vs. Ohio Wesleyan.....	1928
4.	70	vs. Louisville.....	2004
	70	vs. Florida State.....	1990
6.	69	vs. West Virginia.....	1989

Most Rushing Attempts

1.	86	vs. West Virginia.....	1969
2.	79	vs. Houston.....	1974
	79	vs. Miami [OH]	1972
4.	76	vs. Miami [OH]	1967
5.	74	vs. Miami [OH]	1968

Most Rushing Yards

1.	539	vs. Northern Illinois	1989
2.	500	vs. East Carolina.....	1987
3.	484	vs. Penn State	1991
4.	483	vs. West Virginia.....	1969
5.	473	vs. Colorado.....	1972

Most Passing Attempts

1.	67	vs. Louisville.....	1997
2.	66	vs. Houston.....	1993
3.	62	vs. East Carolina.....	2014
	62	vs. East Carolina.....	1997
4.	58	vs. North Texas State	1970
5.	55	vs. Tulsa.....	1965

Most Pass Completions

1.	38	vs. Duke	2012
2.	37	vs. East Carolina.....	1997
3.	36	vs. Oklahoma.....	2010
	36	vs. Houston.....	1992
5.	35	vs. East Carolina.....	2014
6.	34	at East Carolina.....	2015
	34	at Tennessee.....	2011

Most Passing Yards

1.	482	vs. Florida.....	2010
2.	460	vs. Louisville.....	1998
3.	451	vs. Tulsa.....	1965
4.	433	vs. North Texas State	1968
5.	428	vs. Syracuse.....	2007

Most Yards Total Defense

1.	742	vs. Louisville.....	1998
2.	710	at Ohio State.....	2014
	706	vs. Penn State	1991
4.	696	vs. Houston.....	1968
5.	662	vs. Iowa	1990

Most Passes Intercepted

1.	7	vs. Kansas State	1951
2.	6	vs. Oregon State	2007
	6	vs. North Texas State	1966
	6	vs. UTEP.....	1951
	6	vs. Mississippi State	1949

Most Interception Return Yards

1.	162	vs. Dayton	1956
2.	138	vs. UTEP.....	1951
3.	123	vs. Memphis.....	1998
4.	117	vs. Memphis.....	1995
5.	110	vs. Oregon State	2007

Most Turnovers Forced

1.	8	vs. Rice.....	1974
2.	7	vs. Oregon State	2007
	7	vs. Memphis.....	2000
	7	vs. East Carolina.....	1990
	7	vs. Rutgers.....	1983



2017 CINCINNATI FOOTBALL

SINGLE-SEASON TEAM RECORDS (OFFENSE)

Most Points 1. 502.....2009 season 2. 472.....2007 season 3. 442.....2014 season 4. 440.....2015 season 5. 433.....2011 season Most Touchdowns 1. 66.....2009 season 2. 63.....2007 season 3. 56.....2013 season 4. 55.....2011 season 5. 54.....2015 season Most Field Goals Made 1. 29.....2000 season 2. 21.....2015 season 3. 20.....2003 season 4. 19.....2002 season 5. 18.....2006 season Most Rushing Attempts 1. 639.....1970 season 2. 637.....1977 season 3. 606.....1971 season 4. 594.....1978 season 5. 593.....1997 season Most Rushing Yards 1. 3,011.....1970 season 2. 2,947.....1953 season 3. 2,844.....1951 season 4. 2,727.....1977 season 5. 2,619.....2012 season Most Rushing TDs 1. 41.....1953 season 2. 37.....1951 season 3. 31.....1954 season 4. 28.....2013 season 28.....2011 season Most Passing Attempts 1. 546.....2015 season 2. 491.....2014 season 3. 485.....2002 season 4. 472.....2009 season 472.....2008 season Most Passes Completed 1. 341.....2015 season 2. 311.....2013 season 311.....2009 season 4. 294.....2014 season 5. 290.....2008 season Most Passing Yards 1. 4,679.....2015 season 2. 4,014.....2009 season 3. 3,947.....2014 season 3,947.....2013 season 5. 3,720.....2007 season	Most Passes Intercepted 1. 22.....2015 season 22.....1984 season 22.....1972 season 22.....1968 season 5. 21.....2002 season 21.....1998 season 21.....1995 season Most Touchdown Passes 1. 39.....2009 season 2. 36.....2007 season 3. 35.....2014 season 4. 29.....2015 season 5. 28.....2013 season Most Offensive Plays 1. 1,058.....2015 season 2. 1,030.....2002 season 3. 985.....2013 season 4. 956.....2003 season 5. 945.....2014 season Most Yards Total Offense 1. 6,990.....2015 season 2. 6,137.....2013 season 3. 5,982.....2014 season 4. 5,817.....2009 season 5. 5,723.....2012 season Most First Downs 1. 370.....2015 season 2. 315.....2013 season 3. 310.....2014 season 4. 283.....2007 season 283.....2002 season Most Fumbles 1. 43.....1971 season 43.....1968 season 3. 42.....1973 season 4. 41.....1970 season 5. 37.....1990 season Most Fumbles Lost 1. 28.....1971 season 2. 25.....1973 season 3. 24.....1966 season 4. 23.....1988 season 23.....1968 season Most Turnovers 1. 45.....1968 season 2. 40.....1973 season 3. 39.....1972 season 4. 37.....1998 season 37.....1990 season 37.....1983 season 37.....1971 season Most Penalties 1. 122.....2007 season 2. 104.....2015 season 3. 102.....2002 season 4. 99.....2008 season 5. 94.....1996 season	Most Penalty Yards 1. 1,028.....2007 season 2. 948.....2015 season 3. 903.....2008 season 4. 883.....1981 season 5. 879.....2002 season Most Punts 1. 80.....1981 season 2. 78.....1974 season 3. 75.....2005 season 4. 74.....1990 season 74.....1973 season 74.....1972 season Most Punting Yards 1. 3,205.....1974 season 2. 3,155.....1981 season 3. 3,095.....1976 season 4. 2,900.....1996 season 5. 2,883.....1973 season Most Punt Return Yards 1. 582.....1997 season 2. 580.....1949 season 3. 535.....1951 season 4. 425.....1956 season 5. 402.....1950 season Most Kickoff Returns 1. 65.....1990 season 2. 59.....2010 season 3. 58.....1989 season 4. 56.....1998 season 56.....1984 season 56.....1972 season Most Kickoff Return Yards 1. 1,540.....2009 season 2. 1,306.....2008 season 3. 1,273.....1990 season 4. 1,191.....2010 season 5. 1,183.....1989 season Fewest Points 1. 0.....1917 season 2. 5.....1906 season 3. 8.....1888 season 4. 10.....1901 season 10.....1916 season Fewest Touchdowns 1. 12.....1989 season 2. 13.....1980 season 13.....1961 season 4. 14.....1955 season 5. 15.....1967 season Fewest Rushing Attempts 1. 355.....1984 season 2. 363.....2016 season 3. 368.....1968 season 4. 369.....1967 season 5. 371.....1956 season	Fewest Rushing Yards 1. 939.....1970 season 2. 1,046.....1969 season 3. 1,063.....1968 season 4. 1,112.....1989 season 5. 1,160.....1983 season Fewest Rushing TDs 1. 5.....1989 season 2. 6.....1983 season 3. 7.....2016 season 7.....1980 season 7.....1967 season 5. 8.....1961 season Fewest Passing Attempts 1. 98.....1957 season 2. 103.....1965 season 3. 113.....1964 season 4. 114.....1953 season 5. 129.....1956 season Fewest Passes Completed 1. 40.....1965 season 2. 42.....1957 season 3. 43.....1971 season 4. 46.....1970 season 5. 50.....1956 season Fewest Passing Yards 1. 564.....1965 season 2. 579.....1961 season 3. 585.....1957 season 4. 612.....1971 season 5. 634.....1970 season Fewest Interceptions Thrown 1. 4.....1954 season 2. 5.....1953 season 3. 6.....1959 season 4. 7.....1993 season Fewest TD Passes 1. 1.....1970 season 1.....1957 season 3. 2.....1961 season 2.....1955 season Fewest Offensive Plays 1. 500.....1956 season 2. 505.....1955 season 3. 565.....1967 season 4. 577.....1953 season 5. 582.....1958 season Fewest Yards Total Offense 1. 1,968.....1961 season 2. 2,064.....1956 season 3. 2,197.....1967 season 4. 2,272.....1955 season 5. 2,288.....1957 season Fewest First Downs 1. 129.....1967 season 2. 130.....1961 season 3. 138.....1972 season 4. 142.....1989 season	Fewest Fumbles 1. 11.....2009 season 2. 12.....1999 season 3. 14.....2016 season 14.....2014 season 14.....1993 season Fewest Fumbles Lost 1. 2.....2009 season 2. 3.....1992 season 3. 5.....1993 season 4. 6.....2016 season 6.....1999 season Fewest Turnovers 1. 10.....2009 season 2. 12.....1993 season 3. 16.....1994 season 4. 19.....2012 season 19.....1996 season Fewest Penalties 1. 43.....1998 season 2. 44.....1980 season 3. 45.....1967 season 4. 48.....in 3seasons Fewest Penalty Yards 1. 364.....1998 season 2. 381.....1994 season 3. 398.....1980 season 4. 410.....1964 season Fewest Punts 1. 22.....1954 season 2. 33.....1964 season 33.....1955 season 4. 34.....1953 season Fewest Punting Yards 1. 750.....1954 season 2. 1,170.....1953 season 3. 1,196.....1955 season 4. 1,208.....1964 season Fewest Punt Return Yards 1. 60.....1964 season 2. 62.....1989 season 3. 67.....1984 season 4. 79.....2014 season 5. 84.....1966 season Fewest Kickoff Returns 1. 15.....1953 season 2. 20.....1976 season 3. 21.....1958 season 21.....1952 season Fewest Kickoff Return Yards 1. 304.....1953 season 2. 362.....1951 season 3. 373.....1950 season 4. 402.....1952 season 5. 406.....1958 season
--	--	--	---	---

2017 CINCINNATI FOOTBALL

SINGLE-SEASON TEAM RECORDS (DEFENSE)

Fewest Points

1.	4	1887 season
2.	6	1885 season
	6	1888 season
4.	10	1904 season
5.	12	1886 season
6.	13	1918 season

Fewest Rushing Attempts

1.	338	1997 season
2.	366	1966 season
3.	367	1965 season
4.	368	1954 season
5.	375	1960 season
6.	391	1964 season

Fewest Rushing Yards

1.	841	1965 season
2.	871	1977 season
3.	930	1997 season
4.	1,147	1973 season
5.	1,184	1954 season
6.	1,208	1951 season

Fewest Passing Attempts

1.	90	1955 season
2.	135	1953 season
	135	1948 season
4.	141	1961 season
5.	142	1956 season
6.	153	1958 season
7.	154	1957 season
8.	155	1954 season

Fewest Passes Completed

1.	43	1955 season
	43	1953 season
3.	50	1961 season
4.	54	1956 season
5.	55	1957 season
6.	59	1948 season

Fewest Passing Yards

1.	417	1953 season
2.	738	1955 season
3.	748	1971 season
4.	796	1960 season
5.	800	1954 season
6.	809	1961 season

Fewest Yards Total Defense

1.	1,843	1953 season
2.	1,984	1954 season
3.	2,065	1957 season
4.	2,174	1960 season
5.	2,343	1952 season
6.	2,426	1958 season
7.	2,440	1961 season
8.	2,448	1965 season
9.	2,498	1951 season

Fewest Passes Intercepted

1.	6	1994 season
	6	1987 season
3.	7	1955 season
	7	1948 season
	7	2005 season

Fewest Interception Return Yards

1.	3	2005 season
2.	39	1967 season
3.	43	1987 season
4.	51	2004 season
5.	59	1979 season
6.	65	1955 season
7.	66	1984 season

Most Points

1.	465	1998 season
2.	460	1990 season
3.	424	1984 season
4.	405	2015 season
5.	379	1989 season
	379	1988 season

Most Rushing Attempts

1.	642	1972 season
2.	626	1984 season
3.	625	1979 season
4.	599	1971 season
5.	581	1980 season

Most Rushing Yards

1.	3,448	1984 season
2.	3,158	1990 season
3.	3,020	1987 season
4.	3,018	1972 season
5.	2,690	1994 season

Most Passing Attempts

1.	498	2012 season
2.	493	2007 season
3.	483	2011 season
4.	477	2008 season
5.	454	2014 season
6.	432	1997 season
7.	427	2002 season
8.	420	2009 season
9.	419	2006 season
10.	409	2015 season

Most Passing Completions

1.	295	2007 season
2.	291	2011 season
3.	282	2012 season
4.	276	2014 season
5.	268	2008 season
6.	267	2009 season
7.	240	2010 season
8.	236	2015 season
9.	227	2016 season
10.	222	1997 season

Most Passing Yards

1.	3,394	2011 season
2.	3,320	2014 season
3.	3,302	2007 season
4.	3,282	2012 season
5.	2,993	2009 season
6.	2,897	2008 season
7.	2,815	2015 season
8.	2,808	2010 season
9.	2,763	1997 season
10.	2,690	1994 season

Most Yards Total Defense

1.	5,708	2014 season
2.	5,328	1998 season
3.	5,312	2015 season
4.	5,298	1984 season
5.	5,261	1990 season
6.	5,045	2012 season
7.	4,862	2009 season
8.	4,838	1987 season
9.	4,787	2007 season
10.	4,751	2016 season

Most Passes Intercepted

1.	33	1951 season
2.	26	2007 season
3.	23	1950 season
4.	22	2002 season
	22	1970 season
6.	21	1966 season
	21	1952 season
8.	20	1995 season

Most Interception Return Yards

1.	565	1951 season
2.	422	2007 season
3.	333	2008 season
4.	316	1956 season
5.	308	1976 season
6.	282	1949 season
7.	281	2000 season
8.	278	1982 season



2017 CINCINNATI FOOTBALL

YEAR-BY-YEAR RESULTS

Year	Overall			Conference			Finish
	W	L	T	W	L	T	
1885	1	0	1	Independent			
1886	2	0	0	Independent			
1887	1	0	0	Independent			
1888	1	0	1	Independent			
1889	1	1	0	Independent			
1890	2	1	1	Independent			
1891	4	2	1	Independent			
1892	1	2	0	Independent			
1893	0	6	0	Independent			
1894	3	3	0	Independent			
1895	3	3	0	Independent			
1896	4	3	1	Independent			
1897	9	1	1	Independent			
1898	6	1	2	Independent			
1899	5	2	0	Independent			
1900	3	5	1	Independent			
1901	1	4	1	Independent			
1902	4	2	2	Independent			
1903	1	8	0	Independent			
1904	7	1	0	Independent			
1905	4	3	0	Independent			
1906	0	7	2	Independent			
1907	—No Games Played—						
1908	1	4	1	Independent			
1909	4	3	1	Independent			

OHIO

1910	6	3	0	2	1	0	
1911	6	2	1	2	1	1	
1912	3	4	1	0	3	1	
1913	5	3	1	4	2	1	
1914	6	3	0	4	2	0	
1915	4	5	0	3	3	0	
1916	0	8	1	0	6	1	
1917	0	6	0	0	4	0	
1918	3	0	2	0	0	2	
1919	3	4	1	1	3	1	
1920	4	5	0	3	2	0	
1921	2	6	0	0	4	0	
1922	1	7	1	1	3	1	
1923	6	3	0	5	2	0	
1924	2	6	1	1	4	0	

BUCKEYE

1925	4	5	0	1	3	0	
1926	3	5	1	0	3	1	
1927	2	5	2	0	3	1	
1928	1	8	0	0	5	0	6th
1929	4	4	1	0	4	1	
1930	5	4	0	2	3	0	3rd
1931	5	4	0	2	1	0	
1932	7	2	0	2	2	0	
1933	7	2	0	3	1	0	1st
1934	6	2	1	2	0	1	1st
1935	7	2	0	2	2	0	2nd

	Overall			Conference			
Year	W	L	T	W	L	T	Finish
1936	1	5	3	Independent			
1937	0	10	0	Independent			
1938	4	5	0	Independent			
1939	4	3	2	Independent			
1940	5	3	1	Independent			
1941	6	3	0	Independent			
1942	8	2	0	Independent			
1943	—No Games Played—						
1944	—No Games Played—						
1945	4	4	0	Independent			
1946	9	2	0	Independent			

MID-AMERICAN

1947	7	3	0	3	1	0	1st
1948	3	6	1	3	1	0	2nd
1949	7	4	0	4	0	0	1st
1950	8	4	0	3	1	0	2nd
1951	10	1	0	3	0	0	1st
1952	8	1	1	3	0	0	1st
1953	9	1	0	Independent			
1954	8	2	0	Independent			
1955	1	6	2	Independent			
1956	4	5	0	Independent			

MISSOURI VALLEY

1957	5	4	1	1	3	0	4th
1958	6	2	2	1	1	2	2nd
1959	5	4	1	0	3	1	5th
1960	4	6	0	1	2	0	3rd
1961	3	7	0	1	2	0	3rd
1962	2	8	0	1	2	0	3rd
1963	6	4	0	3	1	0	1st
1964	8	2	0	4	0	0	1st
1965	5	5	0	2	2	0	3rd
1966	3	7	0	2	2	0	3rd
1967	3	6	0	2	2	0	3rd
1968	5	4	1	3	2	0	3rd
1969	4	6	0	2	3	0	3rd

INDEPENDENT

1970	7	4	0	Independent			
1971	7	4	0	Independent			
1972	2	9	0	Independent			
1973	4	7	0	Independent			
1974	7	4	0	Independent			
1975	6	5	0	Independent			
1976*	9	2	0	Independent			
1977	5	4	2	Independent			
1978	5	6	0	Independent			
1979	2	9	0	Independent			
1980	2	9	0	Independent			
1981	6	5	0	Independent			
1982	6	5	0	Independent			
1983	4	6	1	Independent			
1984	2	9	0	Independent			
1985	5	6	0	Independent			
1986	5	6	0	Independent			
1987	4	7	0	Independent			

Year	Overall			Conference			Finish
	W	L	T	W	L	T	
1988	3	8	0	Independent			
1989	1	9	1	Independent			
1990	1	10	0	Independent			
1991	4	7	0	Independent			
1992	3	8	0	Independent			
1993	8	3	0	Independent			
1994	2	8	1	Independent			
1995	6	5	0	Independent			

CONFERENCE USA

1996	6	5	0	2	3	0	3rd
1997	8	4	0	2	4	0	4th
1998	2	9	0	1	5	0	7th
1999	3	8	0	0	6	0	9th
2000	7	5	0	5	2	0	2nd
2001	7	5	0	5	2	0	2nd
2002	7	7	0	6	2	0	1st
2003	5	7	0	2	6	0	9th
2004	7	5	0	5	3	0	2nd

BIG EAST

2005	4	7	0	2	5	0	6th
2006	8	5	0	4	3	0	4th
2007	10	3	0	4	3	0	3rd
2008	11	3	0	6	1	0	1st
2009	12	1	0	7	0	0	1st
2010	4	8	0	4	3	0	7th
2011	10	3	0	5	2	0	t-1st
2012	10	3	0	5	2	0	t-1st

AMERICAN

2013	9	4	0	6	2	0	3rd
2014	9	4	0	7	1	0	t-1st
2015	7	6	0	4	4	0	t-3rd (E)
2016	4	8	0	3	4	0	t-4th (E)

TOTALS 601 580 50 (.519) 183 158 15 (.507)

*Includes victory by forfeit

2017 CINCINNATI FOOTBALL

ALL-TIME SERIES RECORDS

CINCINNATI RECORD					SERIES		
Opponent	W	L	T	Pct.	Games	First	Last
Air Force	0	1	0	.000	1	1961	1961
Akron	4	2	0	.667	6	1984	2011
Alabama	0	5	0	.000	5	1908	1990
Alabama A&M	1	0	0	1.000	1	2015	2015
Antioch	1	1	0	.500	2	1908	1910
Arizona State	2	0	0	1.000	2	1954	1976
Arkansas State	1	1	0	.500	2	1975	1998
Army	3	3	0	.500	6	1963	2004
Ashland	1	0	0	1.000	1	1934	1934
Auburn	0	2	0	.000	2	1984	1986
Austin Peay	5	0	0	1.000	5	1985	2011
Baldwin-Wallace	1	0	0	1.000	1	1945	1945
Ball State	1	0	0	1.000	1	1993	1993
Baltimore	1	0	0	1.000	1	1935	1935
Boston College	3	4	0	.429	7	1961	1997
Boston University	1	3	0	.333	4	1939	1942
Bowling Green	0	4	0	.000	4	1990	1994
Butler	6	2	1	.667	9	1891	1948
BYU	0	2	0	.000	2	2015	2016
Carnegie Tech	2	1	0	.667	3	1920	1941
Case	2	1	0	.667	3	1922	1937
Cedarville	2	0	0	1.000	2	1929	1930
Central Michigan	0	1	0	.000	1	1990	1990
Centre	6	5	3	.500	14	1892	1942
Chicago	0	1	0	.000	1	1893	1893
Colorado	0	1	0	.000	1	1972	1972
Connecticut	10	3	0	.769	13	2001	2016
Cornell	1	0	0	1.000	1	1983	1983
Dartmouth	1	0	0	1.000	1	1898	1898
Dayton	15	17	1	.470	33	1924	1971
Delaware State	1	0	0	1.000	1	2012	2012
Denison	7	14	2	.348	23	1910	1945
DePauw	2	1	0	.667	3	1905	1945
Detroit	5	4	1	.550	10	1945	1964
Drake	1	0	0	1.000	1	1963	1963
Duke	1	0	0	1.000	1	2012	2012
Earlham	5	4	0	.556	9	1895	1917
East Carolina	8	12	0	.400	20	1986	2016
Eastern Kentucky	2	0	0	1.000	2	2006	2008
Eastern Michigan	1	0	0	1.000	1	2005	2005
Florida	0	2	0	.000	2	1984	2009
Florida State	0	6	0	.000	6	1977	1990
Fordham	1	0	0	1.000	1	2012	2012
Franklin	1	0	1	.750	2	1890	1891
Fresno State	1	1	0	.500	2	2009	2010
George Washington	1	1	0	.500	2	1964	1965
Georgetown	0	2	0	.000	2	1922	1936
Georgetown (KY)	8	3	0	.727	11	1894	1934
Georgia	0	2	0	.000	2	1942	1976
Hanover	10	1	0	.909	11	1894	1940
Hardin-Simmons	5	1	1	.786	7	1948	1960
Hawai'i	2	1	0	.667	3	1951	2008
Heidelberg	1	0	0	1.000	1	1931	1931
Houston	10	15	0	.400	25	1957	2016
Illinois	1	1	0	.500	2	2009	2013
Illinois Wesleyan	1	0	0	1.000	1	1938	1938
Indiana	3	9	2	.286	14	1896	2000
Indiana State	4	1	0	.800	5	1972	2010
Indianapolis	1	0	0	1.000	1	1902	1902
Iowa	0	1	0	.000	1	1990	1990
Kansas	1	1	0	.500	2	1995	1997
Kansas State	4	2	0	.667	6	1951	1996
Kent State	5	0	0	1.000	5	1971	1999
Kentucky	9	21	3	.318	33	1894	1996
Kentucky Wesleyan	5	2	1	.689	8	1920	1930
Kenyon	9	4	0	.692	13	1895	1929
Long Beach State	1	0	0	1.000	1	1982	1982
Louisiana-Lafayette	3	1	0	.750	4	1973	1978
Louisiana-Monroe	5	0	0	1.000	5	1974	2001
Louisiana State	1	0	0	1.000	1	1897	1897
Louisville	30	22	1	.575	53	1929	2013
Marietta	4	6	1	.364	11	1895	1931
Marquette	6	2	0	.750	8	1953	1960
Marshall	8	3	1	.708	12	1906	2008
Maryland	0	2	0	.000	2	1975	1976
Memphis	13	21	0	.382	34	1966	2016
Miami (FL)	2	11	0	.083	13	1947	2015
Miami (OH)	55	59	7	.483	121	1888	2016
Michigan State	1	1	0	.500	2	1930	1946
Mid. Tennessee State	1	0	0	1.000	1	1991	1991
Mississippi State	1	1	0	.500	2	1948	1949
Morehead State	0	2	0	.000	2	1937	1989
Morgan State	1	0	0	1.000	1	1982	1982
Muskingum	0	1	0	.000	1	1931	1931
Navy	0	2	0	.000	2	1940	1956

CINCINNATI RECORD					SERIES		
Opponent	W	L	T	Pct.	Games	First	Last
Nebraska	0	1	0	.000	1	1906	1906
Nevada	0	1	0	.000	1	1949	1949
North Carolina	0	3	0	.000	3	1979	2013
North Carolina State	1	1	0	.500	2	2010	2011
North Texas	7	9	1	.441	17	1958	2002
Northern Illinois	1	1	0	.500	2	1989	1995
Northwestern	0	2	0	.000	2	1903	1924
Northwestern State	2	0	0	1.000	2	1977	2013
Notre Dame	0	1	0	.000	1	1900	1900
Oberlin	1	2	0	.333	3	1898	1924
Ohio	23	23	4	.500	50	1896	1981
Ohio Northern	2	2	0	.500	4	1916	1929
Ohio State	2	14	0	.125	16	1893	2014
Ohio Wesleyan	10	8	1	.553	19	1894	1938
Oklahoma	0	2	0	.000	2	2008	2010
Oklahoma City	1	0	0	1.000	1	1947	1947
Oklahoma State	1	2	0	.333	3	1958	1983
Oregon State	2	0	0	1.000	2	2007	2009
Otterbein	6	3	0	.667	9	1902	1934
Pacific	5	3	0	.625	8	1949	1959
Penn State	1	8	0	.111	9	1981	2005
Pittsburgh	4	8	0	.333	12	1924	2012
Purdue	2	1	0	.667	3	2001	2016
Rhode Island	1	0	0	1.000	1	2003	2003
Rice	1	0	0	1.000	1	1974	1974
Richmond	3	3	0	.500	6	1962	1981
Rio Grande	2	0	0	1.000	2	1931	1933
Rutgers	9	9	1	.500	19	1980	2013
San Diego State	1	1	0	.500	2	2007	2015
SMU	2	0	0	1.000	2	2013	2014
South Carolina	0	2	0	.000	2	1980	1982
South Dakota	4	0	0	1.000	4	1932	1965
South Dakota State	1	0	0	1.000	1	1935	1935
Southeast Missouri St.	2	0	0	1.000	2	2007	2009
Southern Miss	8	7	0	.533	15	1976	2007
St. Bonaventure	1	0	0	1.000	1	1947	1947
Syracuse	8	5	0	.615	13	1993	2012
Tampa	3	0	0	1.000	3	1938	1968
TCU	2	1	0	.667	3	2002	2004
Temple	7	11	1	.395	19	1973	2016
Tennessee	1	5	0	.167	6	1904	2011
Tenn.-Chattanooga	1	0	0	1.000	1	1974	1974
Tennessee Martin	1	0	0	1.000	1	2016	2016
Tennessee Tech	1	0	0	1.000	1	1987	1987
Texas A&M	1	0	0	1.000	1	1971	1971
Texas Tech	0	0	1	.500	1	1968	1968
Texas Western	2	0	0	1.000	2	1950	1951
Toledo	5	3	0	.625	8	1921	2014
Transylvania	5	2	1	.688	8	1909	1941
Troy State	1	1	0	.500	2	1994	1999
Tulane	4	11	0	.267	15	1909	2014
Tulsa	14	17	2	.455	33	1946	2016
UAB	5	3	0	.625	8	1996	2004
UCF	1	2	0	.500	2	2015	2016
USF	9	5	0	.643	14	2003	2016
Utah State	1	0	0	1.000	1	1997	1997
Vanderbilt	4	4	0	.500	8	1898	2011
Villanova	2	2	0	.500	4	1972	1980
Va. Military Institute	2	0	0	1.000	2	1951	1953
Virginia Tech	5	6	0	.454	11	1946	2014
Wabash	2	0	0	1.000	2	1932	1952
Washington (MO)	0	1	0	.000	1	1903	1903
Washington	0	1	0	.000	1	1974	1974
Wash. & Jefferson	0	1	0	.000	1	1899	1899
Washington & Lee	1	0	0	1.000	1	1952	1952
Wayne	2	0	0	1.000	2	1939	1941
West Texas State	0	1	0	.000	1	1950	1950
West Virginia	3	16	1	.175	20	1921	2011
Western Carolina	1	0	0	1.000	1	2005	2005
Western Michigan	3	0	0	1.000	3	1949	2006
Western Reserve	10	3	2	.733	15	1913	1953
Whitita State	14	7	2	.652	23	1954	1986
William & Mary	3	1	0	.750	4	1950	1970
Wilmington	1	0	0	1.000	1	1919	1919
Wisconsin	1	3	0	.250	4	1936	2000
Wittenberg	10	11	5	.481	26	1896	1933
Wooster	0	3	0	.000	3	1916	1924
Xavier	18	12	0	.600	30	1918	1973
Youngstown State	2	2	0	.500	4	1981	1985
Non-Collegiate	21	15	3				



2017 CINCINNATI FOOTBALL

ALL-TIME SCORES

1885 (1-0 OVERALL)

Oct. 23	Mt. Auburn	T	0-0
Nov. 14	Mt. Auburn	W	26-6

1886 (2-0 OVERALL)

	Mt. Auburn	W	18-6
	Mt. Auburn	W	8-6

1887 (1-0 OVERALL)

	Woodward H.S.	W	8-4
--	---------------	---	-----

1888 (1-0-1 OVERALL)

	Walnut Hills Gym	W	8-6
Dec. 8	at Miami (OH)	A T	0-0

1889 (1-1 OVERALL)

	Avondale	W	12-0
Dec. 14	at Miami (OH)	A L	34-0

1890 (2-1-1 OVERALL)

	Franklin	T	0-0
	Woodward H.S.	L	16-8
	Wyoming (OH)	W	8-4
Nov. 27	WYOMING (OH)	H W	6-0

1891 (4-2-1 OVERALL)

	Woodward H.S.	W	22-0
	Hughes H.S.	W	33-0
Oct. 23	FRANKLIN	H W	38-0
	Cincinnati Gym	T	0-0
	Dayton YMCA	L	12-8
Nov. 21	BUTLER	H L	34-10
	Cincinnati Gym	W	18-0

1892 (1-2 OVERALL)

	Dayton YMCA	W	16-6
Nov. 15	at Centre	A L	12-4
Nov. 24	CENTRE	H L	34-0

1893 (0-6 OVERALL)

Oct. 7	at Miami (OH)	A L	24-6
Oct. 14	at Centre	A L	16-0
Oct. 28	at Chicago	A L	20-0
Nov. 4	MIAMI (OH)	H L	6-0
Nov. 18	at Ohio State	A L	32-0
Nov. 30	CINCINNATI YMCA	H L	22-6

W. DURANT BERRY

2 YEARS - 6-6 (.500)

1894 (3-3 OVERALL)

Oct. 13	at Georgetown [Ky.]	A L	6-4
Oct. 20	MIAMI (OH)	H W	6-0
Nov. 3	KENTUCKY	H W	32-4
Nov. 9	at Hanover	A W	14-12
Nov. 17	OHIO STATE	H L	6-4
Nov. 29	OHIO WESLEYAN	H L	16-4

1895 (3-3 OVERALL)

Oct. 12	KENYON	H W	16-4
Oct. 19	at Duquesne A.C.	A L	26-6
Oct. 26	EARLHAM	H W	26-0
Nov. 9	OHIO STATE	H L	4-0
Nov. 16	MIAMI (OH)	H L	12-0
Nov. 27	MARIETTA	H W	6-0



WILLIAMS REYNOLDS

1 YEAR - 4-3-1 (.562)

1896 (11-3 OVERALL)

Oct. 2	MIAMI (OH)	H L	6-4
Oct. 10	OHIO STATE	H W	8-6
Oct. 17	OHIO	H W	52-0
Oct. 24	OHIO WESLEYAN	H W	6-0
Oct. 31	at Indiana	A L	16-0
Nov. 14	CARLISLE INDIANS	H L	28-0
Nov. 21	at Wittenberg	A W	6-0
Nov. 26	CENTRE	H T	12-12



TOM FENNEL

1 YEAR - 9-1-1 (.864)

1897 (9-1-1 OVERALL)

Sept. 25	at Ohio	A W	12-0
Oct. 2	at Nashville Guards	A T	6-6
Oct. 9	at Miami (OH)	A W	6-0
Oct. 16	at Centre	A W	4-0
Oct. 23	17th Reg. Ohio Nat. Guard	H W	20-0
Oct. 30	MIAMI (OH)	H W	10-6
Nov. 6	CENTRE	H W	10-0
Nov. 13	OHIO STATE	H W	34-0
Nov. 25	CARLISLE INDIANS	H L	10-0
Jan. 1	at Southern Athletic Club ^	N W	16-0
Jan. 3	at Louisiana State	A W	28-0

^ - New Orleans, La.



FRANK CAVANAUGH

1 YEAR - 6-1-2 (.778)

1898 (6-1-2 OVERALL)

Oct. 1	at Ohio	A W	12-0
Oct. 8	at Miami (OH)	A W	22-0
Oct. 15	at Vanderbilt	A W	12-0
Oct. 22	OBERLIN	H L	5-0
Oct. 29	at Indiana	A T	0-0
Nov. 5	UC ALUMNI	H W	12-0
Nov. 12	OHIO WESLEYAN	H W	57-0
Nov. 24	INDIANA	H T	11-11
Nov. 26	DARTMOUTH	H W	17-12



DAN REED

2 YEARS - 8-7-1 (.531)

1899 (5-2 OVERALL)

Oct. 7	MIAMI (OH)	H W	22-0
Oct. 21	at Vanderbilt	A W	6-0
Oct. 28	CENTRE	H W	26-0
Nov. 4	at Indiana	A L	35-0
Nov. 11	at Washington & Jefferson	A L	20-0
Nov. 18	UC ALUMNI	H W	6-0
Nov. 30	OHIO WESLEYAN	H W	28-5

1900 (3-5-1 OVERALL)

Sept. 29	KENTUCKY	H W	20-6
Oct. 6	AVONDALE	H L	10-0
Oct. 13	OHIO STATE	H L	29-0
Oct. 20	at Notre Dame	A L	58-0
Nov. 3	MIAMI (OH)	H W	16-12
Nov. 10	at Covington YMCA	A W	15-10
Nov. 17	at Centre [Ky.]	A T	0-0
Nov. 24	HASKELL INDIANS	H L	16-0
Nov. 29	MARIETTA	H L	25-0



HENRY PRATT

1 YEAR - 1-4-1 (.250)

1901 (1-4-1 OVERALL)

Oct. 12	at Kentucky	T	0-0
Oct. 26	at Wittenberg	L	18-0
Nov. 2	OHIO	L	16-0
Nov. 9	HANOVER (IN)	W	10-0
Nov. 16	AVONDALE	L	13-0
NOV. 28	at Kentucky	L	16-0



ANTHONY CHEZ

2 YEARS - 5-10-2 (.353)

1902 (4-2-2 OVERALL)

Oct. 4	HANOVER	H W	18-0
Oct. 11	at Earlham	A W	12-6
Oct. 18	INDIANAPOLIS	H W	6-0
Oct. 25	STUMPS	H L	23-0
Nov. 1	OTTERBEIN	H W	16-0
Nov. 8	WITTENBERG	H T	0-0
Nov. 15	at Kentucky	A T	6-6
Nov. 22	at Marietta	A L	10-0

1903 (1-8 OVERALL)

Oct. 3	HANOVER	H W	28-6
Oct. 10	at Wittenberg	A L	6-0
Oct. 17	MIAMI (OH)	H L	15-0
Oct. 24	NORTHWESTERN	H L	35-0
Oct. 31	KENYON	H L	16-0
	UC ALUMNI	H L	6-0
Nov. 7	at Earlham	A L	11-0
Nov. 21	at Washington [MO]	A L	23-11
	AVONDALE	H L	23-0



AMOS FOSTER

2 YEARS - 11-4-0 (.733)

1904 (7-1 OVERALL)

	Georgetown [KY]	W	33-0
Oct. 8	Wittenberg	W	29-4
Oct. 15	MIAMI (OH)	H W	46-0
Oct. 22	KENTUCKY	H W	11-0
Oct. 29	at Ohio Medical	A W	11-0
	Stumps	L	6-0
Nov. 16	at Tennessee	A W	35-0
	KENYON	H W	17-0

1905 (5-3 OVERALL)

Oct. 7	at DePauw	A W	17-0
	Earlham	W	12-0
Oct. 28	SPAULDING AC	H W	5-0
Nov. 4	at Indiana	A L	47-6
Nov. 11	OHIO WESLEYAN	H W	24-0
Nov. 18	CARLISLE INDIANS	H L	34-5
	Marietta	L	6-0
Nov. 30	KENYON	H W	23-4

2017 CINCINNATI FOOTBALL

ALL-TIME SCORES

	WILLIAM FOLEY				
	1 YEAR - 0-7-2 (.111)				

1906 (0-7-2 OVERALL)

Oct 6	MARSHALL	H	T	0-0
Oct 13	MIAMI (OH)	H	T	0-0
Oct 20	at Earlham	A	L	20-0
Oct 27	AVONDALE	H	L	4-0
Nov. 3	OHIO	H	L	16-5
Nov. 10	at Wittenberg	A	L	12-0
Nov. 17	at Marietta	A	L	51-0
Nov. 24	CARLISLE INDIANS	H	L	18-0
Nov. 29	at Nebraska	H	L	41-0

	RALPH INOTT				
	2 YEAR - 1-4-1 (.250)				

1907 (No Collegiate Games Played)

1908 (1-4-1 OVERALL)

Oct 17	at Alabama	A	L	16-0
Oct 24	HANOVER	H	L	9-5
Nov. 1	LEBANON	H	W	43-0
Nov. 7	KENYON	H	L	63-0
Nov. 14	at Antioch	A	L	16-11
Nov. 26	at Wittenberg	A	T	0-0

	ROBERT BURCH				
	3 YEARS - 16-8-2 (.654)				

1909 (4-3-1 OVERALL)

Oct 2	at Hanover	A	W	6-2
Oct 9	WITTENBERG	H	W	22-5
Oct 16	OTTERBEIN	H	L	15-3
Oct 23	at Transylvania	A	T	6-6
Oct 30	CENTRE	H	L	34-0
Nov. 6	at Tulane	A	L	6-0
Nov. 13	BUTLER	H	W	22-0
Nov. 25	MIAMI (OH)	H	W	10-6

1910 (6-3 OVERALL)

Oct 1	TRANSYLVANIA	H	W	16-0
Oct 8	at Ohio State	A	L	23-0
Oct 15	EARLHAM	H	W	20-0
Oct 22	at Wittenberg	A	W	8-0
Oct 29	MIAMI (OH)	H	W	3-0
Nov. 5	OTTERBEIN	H	L	12-6
Nov. 12	CENTRE	H	L	12-3
Nov. 19	ANTIOCH	H	W	38-0
Nov. 29	DENISON	H	W	28-12

1911 (6-2-1 OVERALL)

Oct 7	TRANSYLVANIA	H	W	12-0
Oct 14	at Earlham	A	L	9-0
Oct 21	OTTERBEIN	H	W	16-3
Oct 28	at Kentucky	A	W	6-0
Nov. 4	BUTLER	H	W	23-11
Nov. 11	DENISON	H	T	0-0
Nov. 18	MIAMI (OH)	H	W	11-0
Nov. 25	WITTENBERG	H	W	5-0
Nov. 28	at Ohio State	A	L	11-6

	LOWELL DANA				
	2 YEARS - 8-7-2 (.529)				

1912 (3-4-1 OVERALL)

Oct 5	TRANSYLVANIA	H	W	124-0
Oct 12	at Earlham	A	W	21-0
Oct 19	KENTUCKY	H	L	19-13
Oct 26	OHIO STATE	H	L	45-7
Nov. 2	OTTERBEIN	H	W	39-7
Nov. 9	DENISON	H	L	31-13
Nov. 16	KENYON	H	L	22-13
Nov. 28	MIAMI (OH)	H	T	21-21

1913 (5-3-1 OVERALL)

Sept 22	GEORGETOWN (KY)	H	W	46-0
Oct 4	at Wittenberg	A	W	32-0
Oct 11	OHIO	H	W	20-2
Oct 18	OHIO WESLEYAN	H	W	44-3
Oct 23	at Kentucky	A	L	27-7
Nov. 1	at Case Western	A	T	0-0
Nov. 8	DENISON	H	L	14-7
Nov. 15	KENYON	H	W	14-2
Nov. 27	MIAMI (OH)	H	L	13-7

	GEORGE LITTLE				
	2 YEARS - 10-8-0 (.556)				

1914 (6-3 OVERALL)

Sept 26	GEORGETOWN (KY)	H	W	35-0
Oct 3	at Denison	A	W	13-0
Oct 10	at Ohio Wesleyan	A	L	14-7
Oct 17	KENYON	H	W	47-0
Oct 31	KENTUCKY	H	W	14-7
Nov. 7	WESTERN RESERVE	H	W	20-0
Nov. 14	OTTERBEIN	H	L	3-0
Nov. 21	OHIO	H	W	15-0
Nov. 27	MIAMI (OH)	H	L	20-13

1915 (4-5 OVERALL)

Sept 26	ALUMNI	H	W	14-7
Oct 2	GEORGETOWN (KY)	H	L	21-7
Oct 9	OHIO	H	L	15-0
Oct 16	KENYON	H	W	27-7
Oct 23	DENISON	H	L	35-0
Oct 30	OHIO WESLEYAN	H	W	17-6
Nov. 6	at Kentucky	A	L	27-6
Nov. 13	WITTENBERG	H	W	27-16
Nov. 25	MIAMI (OH)	H	L	24-12

	ION CORTRIGHT				
	1 YEAR - 0-8-1 (.056)				

1916 (0-8-1 OVERALL)

Sept 30	at Wittenberg	A	T	0-0
Oct 7	at Denison	A	L	29-0
Oct 14	GEORGETOWN (KY)	H	L	16-0
Oct 24	at Ohio Northern	A	L	9-0
Oct 28	KENTUCKY	H	L	27-0
Nov. 4	WOOSTER	H	L	20-0
Nov. 11	OHIO	H	L	33-10
Nov. 18	KENYON	H	L	27-0
Nov. 30	MIAMI (OH)	H	L	33-0

	FRANK MARTY				
	1 YEAR - 0-6 (.000)				

1917 (0-6 OVERALL)

Oct 6	EARLHAM	H	L	19-0
Oct 13	WITTENBERG	H	L	7-0
Oct 20	at Marietta	A	L	53-0
Oct 27	OHIO	H	L	22-0
Nov. 3	at Ohio Wesleyan	A	L	48-0
Nov. 29	MIAMI (OH)	H	L	40-0

	BOYD CHAMBERS				
	4 YEARS - 12-15-3 (.450)				

1918 (3-0-2 OVERALL)

Nov. 2	FORT THOMAS	H	W	6-0
Nov. 9	at Ohio	A	T	6-6
Nov. 23	GEORGETOWN (KY)	H	W	21-7
Nov. 29	MIAMI (OH)	H	T	0-0
Dec. 7	XAVIER	H	W	12-0

1919 (3-4-1 OVERALL)

Oct 4	WILMINGTON	H	W	34-0
Oct 11	at Ohio State	A	L	46-0
Oct 18	KENYON	H	W	18-0
Oct 25	DENISON	H	L	9-2
Nov. 1	at Wittenberg	A	T	0-0
Nov. 8	KENTUCKY	H	W	7-0
Nov. 15	at Tennessee	A	L	33-12
Nov. 27	MIAMI (OH)	H	L	14-0

1920 (4-5 OVERALL)

Sept 25	KENTUCKY WESLEYAN	H	W	35-0
Oct 2	KENYON	H	W	45-0
Oct 9	OHIO	H	W	6-0
Oct 16	DENISON	H	L	21-0
Oct 23	at Carnegie Tech	A	L	27-17
Oct 30	WITTENBERG	H	L	13-9
Nov. 6	at Kentucky	A	L	7-6
Nov. 13	MARIETTA	H	L	28-0
Nov. 25	MIAMI (OH)	H	W	7-0

1921 (2-6 OVERALL)

Sept 24	TOLEDO	H	W	20-0
Oct 1	at West Virginia	A	L	50-0
Oct 15	at Pittsburgh	A	L	21-14
Oct 22	KENTUCKY WESLEYAN	H	W	115-0
Oct 29	WITTENBERG	H	L	7-2
Nov. 5	at Ohio	A	L	7-6
Nov. 12	DENISON	H	L	7-0
Nov. 24	MIAMI (OH)	H	L	15-7

2017 CINCINNATI FOOTBALL

ALL-TIME SCORES

	GEORGE MCLAREN
5 YEARS - 16-26-3 (.389)	

1922 (1-7-1 OVERALL)

Sept. 30	PITTSBURGH	H	L	37-0
Oct. 7	at Kentucky	A	L	15-0
Oct. 14	at Georgetown	A	L	37-0
Oct. 21	OHIO WESLEYAN	H	L	14-7
Oct. 28	at Case	A	W	16-0
Nov. 4	WEST VIRGINIA	H	L	34-0
Nov. 11	DENISON	H	L	22-0
Nov. 18	at Wittenberg	A	T	6-6
Nov. 30	MIAMI (OH)	H	L	9-6

1923 (6-3 OVERALL)

Sept. 29	KENTUCKY WESLEYAN	H	W	17-0
Oct. 6	KENTUCKY	H	L	14-0
Oct. 12	at Denison	A	L	24-7
Oct. 20	at Ohio	A	W	13-6
Oct. 27	WOOSTER	H	L	20-7
Nov. 3	at Oberlin	A	W	6-0
Nov. 10	OHIO NORTHERN	H	W	15-7
Nov. 17	CASE	H	W	69-0
Nov. 22	MIAMI (OH)	H	W	23-0

1924 (2-6-1 OVERALL)

Sept. 27	KENTUCKY WESLEYAN	H	T	6-6
Oct. 4	GEORGETOWN (KY)	H	W	33-21
Oct. 11	at Northwestern	A	L	42-0
Oct. 18	DENISON	H	L	13-7
Oct. 25	at Ohio Northern	A	L	9-0
Nov. 1	DAYTON	H	L	21-0
Nov. 8	BERLIN	H	L	13-0
Nov. 15	at Wooster	A	L	32-0
Nov. 27	MIAMI (OH)	H	W	8-7

1925 (4-5 OVERALL)

Sept. 26	TRANSYLVANIA	H	L	21-15
Oct. 3	HANOVER	H	W	12-0
Oct. 10	GEORGETOWN (KY)	H	W	12-6
Oct. 17	at Otterbein	A	W	6-0
Oct. 24	DENISON	H	L	24-12
Oct. 31	DAYTON	H	L	23-0
Nov. 7	at Wittenberg	A	W	6-2
Nov. 14	OHIO	H	L	13-2
Nov. 26	MIAMI (OH)	H	L	33-0

1926 (3-5-1 OVERALL)

Sept. 25	KENTUCKY WESLEYAN	H	W	25-0
Oct. 2	OTTERBEIN	H	W	21-6
Oct. 9	at Denison	A	L	14-0
Oct. 16	MARIETTA	H	W	22-7
Oct. 23	at Ohio	A	L	38-7
Oct. 30	at Western Reserve	A	L	14-2
Nov. 6	DAYTON	H	L	52-0
Nov. 13	WITTENBERG	H	L	15-13
Nov. 26	MIAMI (OH)	H	T	6-6

	GEORGE BABCOCK
4 YEARS - 12-21-3 (.375)	

1927 (2-5-2 OVERALL)

Sept. 24	KENTUCKY WESLEYAN	H	L	12-0
Oct. 1	HANOVER	H	W	35-6
Oct. 8	at Wittenberg	A	L	45-0
Oct. 15	DAYTON	H	L	9-0
Oct. 22	MARIETTA	H	T	6-6
Oct. 29	DENISON	H	L	3-0
Nov. 5	TRANSYLVANIA	H	W	19-0
Nov. 12	OHIO	H	T	7-7
Nov. 24	MIAMI (OH)	H	L	17-14

1928 (1-8 OVERALL)

Sept. 29	HANOVER	H	W	20-6
Oct. 6	KENTUCKY WESLEYAN	H	L	6-0
Oct. 13	OHIO WESLEYAN	H	L	71-0
Oct. 20	at Ohio	A	L	65-0
Oct. 27	WITTENBERG	H	L	6-0
Nov. 3	TRANSYLVANIA	H	L	25-6
Nov. 10	DAYTON	H	L	25-6
Nov. 17	DENISON	H	L	9-0
Nov. 29	MIAMI (OH)	H	L	34-0

1929 (4-4-1 OVERALL)

Sept. 28	CEDARVILLE	H	W	19-0
Oct. 2	at Louisville	A	W	7-0
Oct. 5	OHIO NORTHERN	H	W	12-6
Oct. 12	at Kenyon	A	W	18-6
Oct. 19	DENISON	H	T	6-6
Oct. 26	OHIO	H	L	35-0
Nov. 2	at Wittenberg	A	L	13-7
Nov. 16	OHIO WESLEYAN	H	L	53-0
Nov. 28	MIAMI (OH)	H	L	14-6

1930 (5-4 OVERALL)

Sept. 27	CEDARVILLE	H	W	46-0
Oct. 3	KENTUCKY WESLEYAN	H	W	6-0
Oct. 11	at Michigan State	A	L	32-0
Oct. 18	OHIO WESLEYAN	H	L	33-0
Oct. 25	DENISON	H	W	13-6
Nov. 1	OHIO	H	L	48-0
Nov. 8	MARIETTA	H	W	20-7
Nov. 15	WITTENBERG	H	L	12-0
Nov. 27	MIAMI (OH)	H	W	6-0

	DANA KING
	4 YEARS - 25-10-1 (.708)

1931 (5-4 OVERALL)

Sept. 26	RIO GRANDE	H	W	19-6
Oct. 3	at Ohio State	A	L	67-6
Oct. 10	DePAUW	H	L	7-6
Oct. 17	MARIETTA	H	W	50-0
Oct. 24	OHIO	H	L	13-7
Oct. 31	MUSKINGUM	H	L	15-0
Nov. 7	at Denison	A	W	33-0
Nov. 14	HEIDELBERG	H	W	46-7
Nov. 26	MIAMI (OH)	H	W	20-0

1932 (7-2 OVERALL)

Sept. 24	HANOVER	H	W	51-0
Oct. 1	GEORGETOWN (KY)	H	W	22-12
Oct. 8	BUTLER	H	W	13-7
Oct. 15	SOUTH DAKOTA	H	W	7-0
Oct. 22	DENISON	H	W	6-0
Oct. 29	WITTENBERG	H	W	25-6
Nov. 5	WABASH	H	W	14-0
Nov. 12	at Ohio	A	L	23-0
Nov. 24	MIAMI (OH)	H	L	21-13

1933 (7-2 OVERALL) • BUCKEYE CONFERENCE CO-CHAMPIONS

Sept. 30	RIO GRANDE	H	W	20-0
Oct. 7	SOUTH DAKOTA	H	W	13-0
Oct. 14	KENTUCKY	H	L	3-0
Oct. 21	MARSHALL	H	W	19-0
Oct. 28	BUTLER	H	W	34-7
Nov. 4	at Ohio Wesleyan	A	W	7-0
Nov. 11	at Wittenberg	A	W	14-6
Nov. 18	OHIO	H	W	2-0
Nov. 30	MIAMI (OH)	H	L	6-2

1934 (6-2-1 OVERALL) • BUCKEYE CONFERENCE CHAMPIONS

Sept. 29	OTTERBEIN	H	W	45-0
Oct. 6	KENTUCKY	H	L	27-0
Oct. 13	at Vanderbilt	A	L	32-0
Oct. 20	ASHLAND	H	W	32-6
Oct. 27	GEORGETOWN (KY)	H	W	45-0
Nov. 3	MARSHALL	H	W	7-0
Nov. 10	at Ohio	A	T	0-0
Nov. 17	OHIO WESLEYAN	H	W	13-6
Nov. 29	MIAMI (OH)	H	W	21-0

	RUSS COHEN
	2.5 YEARS - 8-11-3 (.432)

1935 (7-2 OVERALL)

Sept. 28	DAYTON	H	W	25-0
Oct. 5	SOUTH DAKOTA STATE	H	W	38-0
Oct. 12	at Denison	A	W	35-0
Oct. 19	INDIANA	H	W	7-0
Oct. 26	BALTIMORE	H	W	67-0
Nov. 2	at Ohio Wesleyan	A	L	13-12
Nov. 9	MARSHALL	H	W	39-13
Nov. 16	at Ohio	A	L	16-6
Nov. 28	MIAMI (OH)	H	W	8-7

1936 (1-5-3 OVERALL)

Sept. 26	WEST VIRGINIA	H	L	40-6
Oct. 3	BUTLER	H	T	12-12
Oct. 10	GEORGETOWN	H	L	7-0
Oct. 17	at Marshall	A	W	13-7
Oct. 24	DAYTON	H	L	21-13
Oct. 31	at Ohio	A	L	10-7
Nov. 7	OHIO WESLEYAN	H	T	0-0
Nov. 14	at Wisconsin	A	L	27-6
Nov. 26	MIAMI (OH)	H	T	0-0

2017 CINCINNATI FOOTBALL

ALL-TIME SCORES

1937 (0-10 OVERALL)

Sept. 18	MOREHEAD	H	L	7-0
Sept. 25	WESTERN RESERVE	H	L	32-6
Oct. 2	BUTLER	H	L	13-0
Oct. 9	at Dayton	A	L	35-0
Oct. 16	CASE	H	L	21-0
Oct. 23	at Indiana	A	L	27-0
Oct. 30	at Ohio Wesleyan	A	L	20-6
Nov. 6	OHIO	H	L	17-0
Nov. 13	at Marshall	A	L	28-0
Nov. 25	MIAMI (OH)	H	L	14-6



JOE MEYER

5 YEARS - 27-16-3 (.620)

1938 (4-5 OVERALL)

Sept. 24	LOUISVILLE	H	W	19-9
Oct. 1	ILL. WESLEYAN	H	W	6-0
Oct. 8	DAYTON	H	L	26-6
Oct. 14	at Tampa	A	W	7-6
Oct. 22	WESTERN RESERVE	H	L	33-0
Oct. 29	at Ohio	A	L	13-12
Nov. 5	OHIO WESLEYAN	H	W	14-7
Nov. 12	MARSHALL	H	L	27-9
Nov. 24	MIAMI (OH)	H	L	16-7

1939 (4-3-2 OVERALL)

Sept. 30	TAMPA	H	W	26-7
Oct. 6	at Dayton	A	L	32-2
Oct. 14	WEST VIRGINIA	H	L	7-0
Oct. 21	at Wayne	A	W	21-0
Oct. 27	at Western Reserve	A	T	0-0
Nov. 4	CENTRE	H	T	6-6
Nov. 11	BOSTON UNIVERSITY	H	L	13-6
Nov. 18	SOUTH DAKOTA	H	W	13-0
Nov. 23	MIAMI (OH)	H	W	13-0

1940 (5-3-1 OVERALL)

Sept. 1	HANOVER	H	W	45-0
Sept. 28	LOUISVILLE	H	W	7-0
Oct. 5	at Navy	A	L	14-0
Oct. 12	CENTRE	H	W	22-0
Oct. 19	at Boston University	A	L	14-0
Oct. 26	DAYTON	H	L	7-0
Nov. 2	CARNEGIE TECH	H	W	7-6
Nov. 9	at West Virginia	A	T	7-7
Nov. 21	MIAMI (OH)	H	W	44-0

1941 (6-3 OVERALL)

Sept. 20	TRANSYLVANIA	H	W	46-0
Sept. 27	LOUISVILLE	H	W	28-7
Oct. 4	at Boston University	A	L	14-13
Oct. 11	WAYNE	H	W	37-0
Oct. 18	CENTRE	H	W	18-0
Oct. 25	at Tennessee	A	L	21-6
Nov. 1	at Dayton	A	L	3-0
Nov. 8	CARNEGIE TECH	H	W	20-0
Nov. 20	MIAMI (OH)	H	W	26-0

1942 (8-2 OVERALL)

Sept. 26	LOUISVILLE	H	W	51-0
Oct. 3	at Western Reserve	A	W	18-7
Oct. 10	CENTRE	H	W	21-0
Oct. 17	OHIO	H	W	26-7
Oct. 24	(2) GEORGIA	H	L	35-13
Oct. 31	BOSTON UNIVERSITY	H	W	6-0
Nov. 7	at (13) Tennessee	A	L	34-12

Nov. 14	DAYTON	H	W	20-0
Nov. 21	XAVIER	H	W	9-0
Nov. 26	MIAMI (OH)	H	W	21-12

1943-44

No Football - World War II



RAY NOLTING

4 YEARS - 23-15-1 (.603)

1945 (4-4 OVERALL)

Sept. 22	DENISON	H	W	30-0
Sept. 29	at Kentucky	A	L	13-7
Oct. 6	DePAUW	H	W	7-0
Oct. 13	at Ohio	A	L	20-19
Oct. 27	KENTUCKY	H	W	16-7
Nov. 3	BALDWIN-WALLACE	H	W	39-0
Nov. 10	at Detroit	A	L	20-0
Nov. 22	MIAMI (OH)	H	L	28-14

1946 (9-2 OVERALL)

Sept. 21	at Indiana	A	W	15-6
Sept. 28	KENTUCKY	H	L	26-7
Oct. 5	MARSHALL	H	W	39-14
Oct. 12	at Dayton	A	W	19-0
Oct. 19	OHIO	H	W	19-0
Oct. 26	at Michigan State	A	W	18-7
Nov. 2	at Tulsa	A	L	20-0
Nov. 9	XAVIER	H	W	39-0
Nov. 16	WESTERN RESERVE	H	W	34-7
Nov. 28	MIAMI (OH)	H	W	13-7
Jan. 1	vs. Virginia Tech ^	N	W	18-6

^ - Sun Bowl, El Paso, Texas

1947 (7-3 OVERALL) · MAC CHAMPIONS

Sept. 27	at Kentucky	A	L	20-0
Oct. 4	ST. BONAVENTURE	H	W	20-14
Oct. 11	DAYTON	H	L	26-21
Oct. 18	OKLAHOMA CITY	H	W	20-13
Oct. 25	XAVIER	H	W	27-25
Nov. 1	at Ohio	A	W	34-0
Nov. 8	MIAMI (FL)	H	W	20-7
Nov. 15	at Western Reserve	A	W	7-6
Nov. 22	BUTLER	H	W	26-19
Nov. 27	MIAMI (OH)	H	L	38-7

1948 (3-6-1 OVERALL)

Sept. 25	HARDIN-SIMMONS	H	T	7-7
Oct. 2	XAVIER	H	L	13-7
Oct. 9	OHIO	H	W	18-13
Oct. 16	at Mississippi State	A	L	27-0
Oct. 23	at Butler	A	W	16-7
Oct. 30	KENTUCKY	H	L	28-7
Nov. 5	at Miami (FL)	A	L	36-6
Nov. 13	WESTERN RESERVE	H	W	26-13
Nov. 20	(14) TULANE	H	L	6-0
Nov. 25	MIAMI (OH)	H	L	43-19



SID GILLMAN

6 YEARS - 50-13-1 (.789)

1949 (7-4 OVERALL) · MAC CHAMPIONS

Sept. 17	NEVADA	H	L	41-21
Sept. 24	HARDIN-SIMMONS	H	W	27-21
Oct. 1	at Pacific	A	L	34-7
Oct. 8	WESTERN MICHIGAN	H	W	27-6
Oct. 15	MISSISSIPPI STATE	H	W	19-0
Oct. 22	WESTERN RESERVE	H	W	21-13
Oct. 29	at (14) Kentucky	A	L	14-7
Nov. 5	at Ohio	A	W	34-13
Nov. 12	XAVIER	H	L	20-14
Nov. 24	MIAMI (OH)	H	W	27-6
Dec. 3	at Toledo ^	N	W	33-13

^ - Glass Bowl, Toledo, Ohio

1950 (8-4 OVERALL)

Sept. 16	TEXAS WESTERN	H	W	32-0
Sept. 23	HARDIN-SIMMONS	H	W	9-7
Sept. 30	at William & Mary	A	L	20-14
Oct. 7	LOUISVILLE	H	W	28-20
Oct. 14	at (5) Kentucky	A	L	41-7
Oct. 21	at Western Michigan	A	W	27-6
Oct. 28	WESTERN RESERVE	H	W	48-6
Nov. 4	OHIO	H	W	23-0
Nov. 11	PACIFIC	H	W	14-7
Nov. 18	XAVIER	H	W	33-20
Nov. 25	MIAMI (OH)	H	L	28-0
Jan. 1	West Texas State ^	N	L	14-13

^ - Sun Bowl - El Paso, Texas

1951 (10-1 OVERALL) · MAC CHAMPIONS

Sept. 15	VMI	H	W	26-7
Sept. 22	at Kansas State	A	W	34-0
Sept. 29	TULSA	H	W	47-35
Oct. 6	HAWAII	H	W	34-0
Oct. 13	LOUISVILLE	H	W	38-0
Oct. 20	WESTERN RESERVE	H	W	41-0
Oct. 27	TEXAS WESTERN	H	W	53-18
Nov. 3	at Hardin-Simmons	A	W	13-12
Nov. 10	at Ohio	A	W	40-0
Nov. 17	XAVIER	H	L	26-0
Nov. 24	MIAMI (OH)	H	W	19-14

1952 (8-1-1 Overall) · MAC CHAMPIONS

Sept. 20	DAYTON	H	W	25-0
Sept. 27	KANSAS STATE	H	W	13-6
Oct. 4	at Tulsa	A	T	14-14
Oct. 11	XAVIER	H	W	20-13
Oct. 18	WABASH	H	W	27-7
Oct. 25	KENTUCKY	H	L	14-6
Nov. 1	at Western Reserve	A	W	41-2
Nov. 8	OHIO	H	W	41-7
Nov. 15	WASHINGTON & LEE	H	W	54-0
Nov. 27	MIAMI (OH)	H	W	34-9



2017 CINCINNATI FOOTBALL

ALL-TIME SCORES

1953 [9-1 OVERALL]

Sept. 19	at Tulsa	A	W	14-7
Sept. 26	at Marquette	A	L	31-7
Oct. 3	WILLIAM & MARY	H	W	57-7
Oct. 10	TOLEDO	H	W	41-7
Oct. 17	XAVIER	H	W	20-6
Oct. 24	WESTERN RESERVE	H	W	66-0
Oct. 31	DAYTON	H	W	27-0
Nov. 7	at Louisville	A	W	41-0
Nov. 14	VMI	H	W	67-0
Nov. 26	MIAMI [OH]	H	W	14-0

1954 [8-2 OVERALL]

Sept. 18	at Detroit	A	W	21-13
Sept. 25	DAYTON	H	W	42-13
Oct. 2	TULSA	H	W	40-7
Oct. 9	at Marquette	A	W	30-13
Oct. 16	HARDIN-SIMMONS	H	W	27-13
Oct. 23	XAVIER	H	W	33-0
Oct. 30	PACIFIC	H	W	13-7
Nov. 6	at Arizona State	A	W	34-7
Nov. 13	WICHITA	H	L	13-0
Nov. 25	MIAMI [OH]	H	L	21-9



GEORGE BLACKBURN

6 YEARS - 25-27-6 (.483)

1955 [1-6-2 OVERALL]

Sept. 24	DAYTON	H	L	15-14
Oct. 1	at Pacific	A	L	27-13
Oct. 8	XAVIER	H	L	37-0
Oct. 15	MARQUETTE	H	W	13-12
Oct. 22	at Tulsa	A	T	21-21
Oct. 29	DETROIT	H	T	0-0
Nov. 5	at Wichita	A	L	20-16
Nov. 12	HARDIN-SIMMONS	H	L	53-20
Nov. 24	[16] MIAMI [OH]	H	L	14-0

1956 [4-5 OVERALL]

Sept. 22	DAYTON	H	L	19-13
Sept. 29	TULSA	H	W	7-6
Oct. 6	at Pacific	A	L	21-15
Oct. 13	XAVIER	H	L	34-14
Oct. 20	at Navy	A	L	13-7
Oct. 27	at Marquette	A	W	33-13
Nov. 3	DETROIT	H	W	33-7
Nov. 10	WICHITA	H	W	21-0
Nov. 22	MIAMI [OH]	H	L	27-13

1957 [5-4-1 OVERALL]

Sept. 21	DAYTON	H	T	13-13
Sept. 28	at Wichita	A	W	19-13
Oct. 5	HOUSTON	H	L	7-0
Oct. 12	XAVIER	H	W	23-14
Oct. 19	MARQUETTE	H	W	14-0
Oct. 26	PACIFIC	H	W	7-2
Nov. 2	DETROIT	H	L	20-12
Nov. 9	at Indiana	A	W	21-0
Nov. 16	at Tulsa	A	L	12-7
Nov. 28	MIAMI [OH]	H	L	20-14

1958 [6-2-2 OVERALL]

Sept. 20	DAYTON	H	W	14-0
Sept. 27	WICHITA	H	T	16-16
Oct. 4	[19] HOUSTON	H	L	34-13
Oct. 11	XAVIER	H	W	14-8

Oct. 18	at Pacific	A	W	12-6
Oct. 25	OKLAHOMA STATE	H	L	19-14
Nov. 1	at North Texas State	A	T	8-8
Nov. 8	TULSA	H	W	15-6
Nov. 15	at Marquette	A	W	15-0
Nov. 27	MIAMI [OH]	H	W	18-7

1959 [5-4-1 OVERALL]

Sept. 19	at Oklahoma State	A	W	22-9
Sept. 26	DAYTON	H	W	21-7
Oct. 3	at Houston	A	L	13-12
Oct. 10	NORTH TEXAS STATE	H	L	21-6
Oct. 17	at Wichita	A	T	28-28
Oct. 24	PACIFIC	H	W	21-14
Oct. 31	XAVIER	H	W	28-0
Nov. 7	at Tulsa	A	L	14-7
Nov. 14	MARQUETTE	H	L	35-34
Nov. 26	MIAMI [OH]	H	W	14-7

1960 [4-6 OVERALL]

Sept. 17	HARDIN-SIMMONS	H	W	15-14
Sept. 24	DAYTON	H	W	27-21
Oct. 1	at North Texas State	A	W	21-0
Oct. 7	at Detroit	A	L	14-0
Oct. 15	WICHITA	H	L	25-8
Oct. 22	TULSA	H	L	34-3
Oct. 29	XAVIER	H	L	5-0
Nov. 5	at Houston	A	L	14-0
Nov. 12	at Marquette	A	W	33-13
Nov. 19	MIAMI [OH]	H	L	10-6



CHUCK STUDLEY

6 YEARS - 27-33 (.450)

1961 [3-7 OVERALL]

Sept. 16	DAYTON	H	W	16-12
Sept. 23	at Boston College	A	L	23-0
Sept. 30	at Wichita	A	L	21-13
Oct. 7	XAVIER	H	L	17-12
Oct. 14	AIR FORCE	H	L	8-6
Oct. 21	HOUSTON	H	L	13-7
Oct. 28	NORTH TEXAS STATE	H	W	21-9
Nov. 4	at Tulsa	A	L	19-0
Nov. 18	MIAMI [OH]	H	L	3-7
Nov. 25	DETROIT	H	W	19-13

1962 [2-8 OVERALL, 1-2 MVC]

Sept. 22	DAYTON	H	W	13-0
Sept. 29	INDIANA	H	L	26-6
Oct. 6	WICHITA STATE	H	W	27-15
Oct. 20	at North Texas State	A	L	14-8
Oct. 27	RICHMOND	H	L	21-20
Nov. 3	TULSA	H	L	24-18
Nov. 9	at Detroit	A	L	15-14
Nov. 17	MIAMI [OH]	H	L	38-16
Nov. 24	XAVIER	H	L	7-6
Dec. 1	at Houston	A	L	42-14

1963 [6-4 OVERALL, 3-1 MVC] • MVC CO-CHAMPIONS

Sept. 21	DRAKE	H	W	28-0
Sept. 28	at Army	A	L	22-0
Oct. 5	XAVIER	H	W	35-22
Oct. 12	at Tulsa	A	W	21-15
Oct. 19	DETROIT	H	W	35-0
Oct. 26	at Indiana	A	L	20-6

Nov. 2	DAYTON	H	W	35-8
Nov. 9	NORTH TEXAS STATE	H	W	39-7
Nov. 16	at Wichita State	A	L	23-20
Nov. 28	MIAMI [OH]	H	L	21-19

1964 [8-2 OVERALL, 4-0 MVC] • MVC CHAMPIONS

Sept. 26	DAYTON	H	W	20-10
Oct. 2	at Detroit	A	W	19-0
Oct. 10	XAVIER	H	W	35-6
Oct. 17	at Boston College	A	L	10-0
Oct. 24	TULSA	H	W	28-23
Oct. 31	GEORGE WASHINGTON	H	L	17-15
Nov. 7	at North Texas State	A	W	27-6
Nov. 14	at Wichita State	A	W	19-7
Nov. 21	MIAMI [OH]	H	W	28-14
Nov. 28	at Houston	A	W	20-6

1965 [5-5 OVERALL, 2-2 MVC]

Sept. 18	DAYTON	H	W	28-0
Sept. 24	at Houston	A	L	21-6
Oct. 2	WICHITA STATE	H	W	14-6
Oct. 9	XAVIER	H	L	14-3
Oct. 15	at George Washington	A	W	13-3
Oct. 23	at Tulsa	A	L	49-6
Oct. 30	NORTH TEXAS STATE	H	L	28-24
Nov. 6	at Kansas State	A	W	21-14
Nov. 13	SOUTH DAKOTA	H	W	41-0
Nov. 20	MIAMI [OH]	H	L	37-7

1966 [3-7 OVERALL, 2-2 MVC]

Sept. 24	DAYTON	H	L	23-7
Oct. 1	at Wichita State	A	W	20-6
Oct. 8	XAVIER	H	L	25-13
Oct. 15	at Tulane	A	L	28-21
Oct. 22	KANSAS STATE	H	W	28-14
Oct. 29	TULSA	H	L	13-0
Nov. 5	at North Texas State	A	L	35-13
Nov. 12	LOUISVILLE	H	W	17-3
Nov. 19	at Memphis	A	L	26-14
Nov. 26	MIAMI [OH]	H	L	28-8



HOMER RICE

2 YEARS - 8-10-1 (.463)

1967 [3-6 OVERALL, 2-2 MVC]

Sept. 23	DAYTON	H	L	27-13
Sept. 30	at Memphis	A	L	17-0
Oct. 7	WICHITA STATE	H	W	14-6
Oct. 14	XAVIER	H	L	15-10
Oct. 21	at Tulsa	A	L	35-6
Oct. 28	NORTH TEXAS STATE	H	L	34-14
Nov. 4	BOSTON COLLEGE	H	W	27-21
Nov. 11	at Louisville	A	W	13-7
Nov. 18	MIAMI [OH]	H	L	27-14

1968 [5-4-1 OVERALL, 3-2 MVC]

Sept. 21	at Texas Tech	A	T	10-10
Sept. 28	XAVIER	H	W	17-14
Oct. 4	at [12] Houston	A	L	71-33
Oct. 12	TAMPA	H	W	31-28
Oct. 19	at Wichita State	A	W	40-27
Oct. 26	TULSA	H	L	34-27
Nov. 2	at North Texas State	A	L	55-34
Nov. 9	LOUISVILLE	H	W	37-7
Nov. 16	OHIO	H	L	60-48
Nov. 23	MIAMI [OH]	H	W	23-21

2017 CINCINNATI FOOTBALL

ALL-TIME SCORES



RAY CALLAHAN

4 YEARS - 20-23 (.465)

1969 (4-6 OVERALL, 2-3 MVC)

Sept. 13	at West Virginia	A	L	57-11
Sept. 20	WILLIAM & MARY	H	W	26-18
Oct. 4	XAVIER	H	W	17-14
Oct. 11	MEMPHIS	H	L	52-6
Oct. 18	WICHITA STATE	H	W	21-14
Oct. 25	at Tulsa	A	L	40-24
Nov. 1	NORTH TEXAS STATE	H	L	31-30
Nov. 8	at Louisville	A	W	31-21
Nov. 15	at Ohio	A	L	46-6
Nov. 22	MIAMI [OH]	H	L	36-20

1970 (7-4 OVERALL)

Sept. 12	at Tulsa	A	L	7-3
Sept. 19	DAYTON [RS]	H	W	13-7
Sept. 26	at William & Mary	A	W	17-10
Oct. 2	TULANE	H	L	6-3
Oct. 10	XAVIER	H	W	42-0
Oct. 24	OHIO	H	W	29-21
Oct. 31	at Wichita State	A	W	35-5
Nov. 7	at North Texas State	A	W	30-10
Nov. 14	LOUISVILLE	H	L	28-14
Nov. 21	MIAMI [OH]	H	W	33-0
Nov. 28	at Memphis	A	L	14-10



TONY MASON

4 YEARS - 26-18 (.591)

1971 (7-4 OVERALL)

Sept. 11	at Dayton	A	L	16-3
Sept. 18	KENT	H	W	42-20
Sept. 25	HOUSTON	H	L	12-3
Oct. 2	at Texas A&M	A	W	17-0
Oct. 9	XAVIER	H	W	30-7
Oct. 16	WICHITA STATE	H	W	20-7
Oct. 30	MEMPHIS	H	L	45-21
Nov. 6	NORTH TEXAS STATE	H	W	40-7
Nov. 13	OHIO	H	W	23-15
Nov. 20	at Miami [OH]	A	L	43-7
Nov. 27	at Louisville	A	W	19-16

1972 (2-9 OVERALL)

Sept. 9	at Indiana State	A	W	10-7
Sept. 16	at [2] Colorado	A	L	56-14
Sept. 23	XAVIER	H	L	19-7
Sept. 30	VILLANOVA	H	W	14-7
Oct. 7	OHIO	H	L	28-14
Oct. 14	at Wichita State	A	L	20-17
Oct. 28	LOUISVILLE	H	L	38-13
Nov. 4	at North Texas State	A	L	27-25
Nov. 11	at Memphis	A	L	49-24
Nov. 18	MIAMI [OH]	H	L	23-0
Nov. 25	at Houston	A	L	49-0

1973 (4-7 OVERALL)

Sept. 15	XAVIER	H	W	40-7
Sept. 22	at Villanova	A	L	14-7
Sept. 29	at Tulsa	A	L	16-13
Oct. 6	at Temple	A	L	16-15
Oct. 13	S.W. LOUISIANA	H	W	27-0
Oct. 20	WICHITA STATE	H	W	27-6
Oct. 27	at Louisville	A	L	10-8
Nov. 3	NORTH TEXAS STATE	H	W	52-3

Nov. 10	at Ohio	A	L	14-8
Nov. 17	at [17] Miami [OH]	A	L	6-0
Nov. 24	MEMPHIS	H	L	17-13

1974 (7-4 OVERALL)

Sept. 14	at Washington	A	L	21-17
Sept. 21	at Rice	A	W	28-21
Sept. 28	LOUISVILLE	H	W	7-6
Oct. 12	at Memphis	A	L	13-7
Oct. 19	at Wichita State	A	W	43-0
Oct. 25	at Houston	A	L	27-6
Nov. 2	TEMPLE	H	W	22-20
Nov. 9	OHIO	H	W	35-13
Nov. 16	[12] MIAMI [OH]	H	L	27-7
Nov. 23	CHATTANOOGA	H	W	35-20
Nov. 30	LOUISIANA-MONROE	H	W	20-7

1975 (6-5 OVERALL)

Sept. 13	RICHMOND	H	W	19-6
Sept. 20	MEMPHIS	H	W	13-3
Sept. 27	at Louisville	A	W	46-27
Oct. 4	at Temple	A	L	21-17
Oct. 11	at Tulsa	A	L	24-16
Oct. 18	ARKANSAS STATE	H	L	14-9
Oct. 25	SW LOUISIANA	H	W	23-17
Nov. 1	HOUSTON	H	W	28-23
Nov. 8	[16] MARYLAND [RS]	H	L	21-19
Nov. 15	at Ohio	A	W	6-5
Nov. 22	at [16] Miami [OH]	A	L	21-13

1976 (9-2 OVERALL)

Sept. 11	at Tulane	A	W	21-14
Sept. 18	**at SW Louisiana	A	L	7-3
Sept. 25	MIAMI [OH]	H	W	17-0
Oct. 2	at Southern Miss	A	W	28-21
Oct. 9	at Arizona State	A	W	14-0
Oct. 16	TULSA	H	W	16-7
Oct. 23	at [10] Georgia	A	L	31-17
Oct. 30	at [5] Maryland	A	L	21-0
Nov. 6	OHIO	H	W	35-0
Nov. 13	VANDERBILT	H	W	33-7
Nov. 20	LOUISVILLE	H	W	20-6

** - Later won by forfeit



RALPH STAUB

4 YEARS - 14-28-2 (.341)

1977 (5-4-2 OVERALL)

Sept. 10	NORTHWESTERN ST	H	W	41-0
Sept. 17	at Louisville	A	T	17-17
Sept. 24	LOUISIANA-MONROE	H	W	63-0
Oct. 1	SOUTHERN MISS	H	W	17-6
Oct. 8	at Florida State	A	L	14-0
Oct. 15	at Tulane	A	L	16-13
Oct. 22	TULSA	H	W	28-0
Oct. 29	TEMPLE	H	T	17-17
Nov. 5	at Ohio	A	W	38-26
Nov. 19	at Vanderbilt	A	L	13-9
Nov. 24	MIAMI [OH]	H	L	12-7

1978 (5-6 OVERALL)

Sept. 16	SOUTHERN MISS	H	W	26-14
Sept. 23	LOUISVILLE	H	L	28-14
Sept. 30	at Richmond	A	L	51-28
Oct. 7	at [18] Florida State	A	L	26-21
Oct. 14	at Temple	A	L	16-13
Oct. 21	TULSA	H	L	27-26
Oct. 28	at SW Louisiana	A	W	38-13
Nov. 4	LOUISIANA-MONROE	H	W	20-7
Nov. 11	OHIO	H	W	35-0
Nov. 18	at Miami [OH]	A	L	28-24
Nov. 25	at Memphis	A	W	34-14

1979 (2-9 OVERALL)

Sept. 15	at Southern Miss	A	L	24-6
Sept. 22	at Louisville	A	L	22-19
Sept. 29	VILLANOVA	H	W	27-13
Oct. 6	at [18] North Carolina	A	L	35-14
Oct. 13	at Pittsburgh	A	L	35-0
Oct. 20	at Temple	A	L	35-20
Oct. 27	RICHMOND	H	W	17-14
Nov. 3	[6] FLORIDA STATE	H	L	26-21
Nov. 10	OHIO	H	L	27-7
Nov. 17	at Miami [OH]	A	L	27-14
Nov. 24	at Memphis	A	L	23-17

1980 (2-9 OVERALL)

Sept. 6	at West Virginia	A	L	41-27
Sept. 13	at Tulsa	A	L	31-13
Sept. 20	at Rutgers	A	L	24-7
Sept. 27	WICHITA STATE	H	L	13-8
Oct. 4	at Villanova	A	L	23-6
Oct. 11	at [17] South Carolina	A	L	49-7
Oct. 18	at Temple	A	L	23-7
Oct. 25	at Richmond	A	L	24-10
Nov. 1	MEMPHIS	H	W	14-10
Nov. 8	at Louisville	A	L	20-0
Nov. 22	MIAMI [OH]	H	W	23-13



MIKE GOTTFRIED

2 YEARS - 12-10 (.545)

1981 (6-5 OVERALL)

Sept. 5	YOUNGSTOWN STATE	H	L	19-13
Sept. 12	at [9] Penn State	A	L	52-0
Sept. 19	at [7] Pittsburgh	A	L	38-7
Sept. 26	RUTGERS	H	W	10-0
Oct. 3	at Ohio	A	W	19-9
Oct. 10	RICHMOND	H	W	27-18
Oct. 17	TEMPLE	H	L	24-13
Oct. 24	TULANE	H	W	17-13
Oct. 31	MEMPHIS	H	W	38-7
Nov. 14	LOUISVILLE	H	W	24-0
Nov. 21	at Miami [OH]	A	L	7-3

1982 (6-5 OVERALL)

Sept. 4	at Florida State	A	L	38-31
Sept. 11	LOUISVILLE [RS]	H	W	38-16
Sept. 25	YOUNGSTOWN STATE	H	W	52-3
Oct. 2	at South Carolina	A	L	37-10
Oct. 9	LONG BEACH ST. [RS]	H	W	34-14
Oct. 16	at Memphis	A	W	16-7
Oct. 23	at [7] Alabama	A	L	21-3
Oct. 30	at Temple	A	L	41-7
Nov. 13	MORGAN STATE [RS]	H	W	52-0
Nov. 18	MIAMI [OH] [RS]	H	W	20-10
Nov. 27	at Miami [FL]	A	L	19-13



GOBEARCATSFOOTBALL



GOBEARCATSFB

#BEARCATS



GOBEARCATSFB

113

2017 CINCINNATI FOOTBALL

ALL-TIME SCORES



WATSON BROWN

1 YEAR - 4-6-1 (.409)

1983 (4-6-1 OVERALL)

Sept. 10	at [20] Penn State	A	W	14-3
Sept. 17	OKLAHOMA STATE	H	L	27-17
Sept. 24	at Louisville	A	L	31-23
Oct. 1	CORNELL (RS)	H	W	48-20
Oct. 8	TEMPLE (RS)	H	W	31-16
Oct. 15	at Florida State	A	L	43-17
Oct. 22	[8] MIAMI (FL) (RS)	H	L	17-7
Oct. 29	at Kentucky	A	T	13-13
Nov. 5	RUTGERS (RS)	H	W	18-7
Nov. 12	MEMPHIS (RS)	H	L	43-10
Nov. 19	at Miami (OH)	A	L	14-10



DAVE CURREY

5 YEARS - 19-36 (.345)

1984 (2-9 OVERALL)

Sept. 8	AKRON	H	W	28-27
Sept. 15	YOUNGSTOWN STATE	H	L	27-23
Sept. 22	at Memphis	A	L	47-7
Sept. 29	at Rutgers	A	L	43-15
Oct. 13	[10] MIAMI (FL) (RS)	H	L	49-25
Oct. 20	at [17] Florida	A	L	48-17
Oct. 27	LOUISVILLE (RS)	H	W	40-21
Nov. 3	at Temple	A	L	42-10
Nov. 10	at [20] Auburn	A	L	60-0
Nov. 17	ALABAMA (RS)	H	L	29-7
Nov. 22	MIAMI (OH) (RS)	H	L	31-26

1985 (5-6 OVERALL)

Aug. 31	VIRGINIA TECH	H	W	31-14
Sept. 7	AUSTIN PEAY	H	W	31-9
Sept. 14	at Youngstown State	A	W	29-27
Sept. 21	at Alabama	A	L	45-10
Sept. 28	at Kentucky	A	L	27-7
Oct. 5	TEMPLE (RS)	H	L	28-16
Oct. 12	at Miami (FL)	A	L	38-0
Oct. 19	at Louisville	A	W	31-9
Oct. 26	BOSTON COLLEGE (RS)	H	W	24-17
Nov. 9	[2] PENN STATE (RS)	H	L	31-10
Nov. 23	at Miami (OH)	A	L	16-10

1986 (5-6 OVERALL)

Sept. 6	at Virginia Tech	A	W	24-20
Sept. 13	MIAMI (OH) (RS)	H	W	45-38
Sept. 20	at Rutgers	A	L	48-28
Sept. 27	KENTUCKY (RS)	H	L	37-20
Oct. 4	LOUISVILLE	H	W	24-17
Oct. 11	at [5] Penn State	A	L	23-17
Oct. 18	[1] MIAMI (FL)	H	L	45-13
Oct. 25	at Wichita State	A	W	24-19
Nov. 1	INDIANA STATE	H	W	46-14
Nov. 8	at [9] Auburn	A	L	52-7
Nov. 15	at East Carolina	A	L	32-19

1987 (4-7 OVERALL)

Sept. 5	RUTGERS	H	L	10-7
Sept. 12	at Louisville	A	W	25-0
Sept. 19	at [20] Penn State	A	L	41-0
Sept. 26	MIAMI (OH)	H	W	31-26
Oct. 10	at East Carolina	A	L	56-28
Oct. 17	at West Virginia	A	L	45-17

Oct. 24	[3] MIAMI (FL) (RS)	H	L	48-10
Oct. 31	TENNESSEE TECH	H	W	38-17
Nov. 7	at Indiana State	A	L	40-16
Nov. 14	AUSTIN PEAY	H	W	42-10
Nov. 21	at Virginia Tech	A	L	21-20

1988 (3-8 OVERALL)

Sept. 10	at Boston College	A	L	41-7
Sept. 17	AUSTIN PEAY	H	W	52-7
Sept. 24	at Miami (OH)	A	W	34-18
Oct. 1	at Rutgers	A	L	38-9
Oct. 8	at Penn State	A	L	35-9
Oct. 15	VIRGINIA TECH	H	L	41-14
Oct. 22	at [3] Miami (FL)	A	L	57-3
Oct. 29	LOUISVILLE	H	L	21-6
Nov. 5	[4] WEST VIRGINIA (RS)	H	L	51-13
Nov. 12	INDIANA STATE	H	W	40-21
Nov. 19	EAST CAROLINA	H	L	49-14



TIM MURPHY

5 YEARS - 17-37-1 (.318)

1989 (1-9-1 OVERALL)

Sept. 2	RUTGERS	H	T	17-17
Sept. 16	EAST CAROLINA	H	L	21-14
Sept. 23	at Miami (OH)	A	W	30-14
Sept. 30	at Louisville	A	L	37-17
Oct. 7	at [2] Miami (FL)	A	L	56-0
Oct. 14	MEMPHIS	H	L	34-17
Oct. 21	at [18] West Virginia	A	L	69-3
Oct. 28	at Akron	A	L	31-0
Nov. 4	at Kentucky	A	L	31-0
Nov. 11	MOREHEAD STATE	H	L	13-10
Nov. 18	NORTHERN ILLINOIS	H	L	56-3

1990 (1-10 OVERALL)

Sept. 2	BOWLING GREEN (RS)	H	L	34-20
Sept. 8	at Central Michigan	A	L	34-0
Sept. 15	at Iowa	A	L	63-10
Sept. 22	MIAMI (OH) (RS)	H	L	16-12
Sept. 29	at Kent State	A	W	27-24
Oct. 13	at West Virginia	A	L	28-20
Oct. 20	at East Carolina	A	L	56-32
Oct. 27	at Tulane	A	L	49-7
Nov. 3	[25] LOUISVILLE (RS)	H	L	41-16
Nov. 10	at [12] Florida State	A	L	70-21
Nov. 17	at Alabama	A	L	45-7

1991 (4-7 OVERALL)

Sept. 7	at [5] Penn State	A	L	81-0
Sept. 14	at North Carolina	A	L	51-16
Sept. 21	at Bowling Green	A	L	20-16
Sept. 28	MIAMI (OH)	H	L	22-9
Oct. 5	at Louisville	A	W	30-7
Oct. 12	at Kent State	A	W	38-19
Oct. 19	at Virginia Tech	A	L	56-9
Oct. 26	SOUTHERN MISS.	H	W	17-7
Nov. 2	at Kentucky	A	L	20-17
Nov. 9	MIDDLE TENNESSEE ST.	H	W	30-10
Nov. 23	[13] EAST CAROLINA	H	L	30-19

1992 (3-8 OVERALL)

Sept. 5	[8] PENN STATE	H	L	24-20
Sept. 19	at Miami (OH)	A	L	17-14
Sept. 26	at [8] Tennessee	A	L	40-0
Oct. 3	KENT STATE	H	W	31-0

Oct. 10	at Memphis	A	L	34-14
Oct. 17	at East Carolina	A	L	42-21
Oct. 24	at Southern Miss.	A	L	31-17
Oct. 31	LOUISVILLE	H	L	27-17
Nov. 7	RUTGERS	H	W	26-24
Nov. 14	KENTUCKY	H	W	17-13
Nov. 21	AKRON	H	L	24-22

1993 (8-3 OVERALL)

Sept. 4	AUSTIN PEAY	H	W	42-10
Sept. 11	at Bowling Green	A	L	21-7
Sept. 18	MIAMI (OH)	H	W	30-23
Sept. 25	at [11] Syracuse	A	L	24-21
Oct. 2	at Tulsa	A	W	22-15
Oct. 9	at Vanderbilt	A	L	17-7
Oct. 16	BALL STATE	H	W	44-12
Oct. 23	at Toledo	A	W	31-24
Oct. 30	MEMPHIS	H	W	23-20
Nov. 13	at Houston	A	W	41-17
Nov. 20	EAST CAROLINA	H	W	34-14



RICK MINTER

10 YEARS - 53-63-1 (.457)

1994 (2-8-1 OVERALL)

Sept. 3	at Indiana	A	L	28-3
Sept. 10	SYRACUSE	H	L	34-19
Sept. 17	at Miami (OH)	A	T	17-17
Oct. 1	BOWLING GREEN	H	L	38-0
Oct. 8	VANDERBILT	H	L	34-24
Oct. 15	at Rutgers	A	L	14-9
Oct. 22	at Memphis	A	L	26-3
Oct. 29	at East Carolina	A	L	35-21
Nov. 5	TROY STATE	H	W	28-24
Nov. 12	at Wisconsin	A	L	38-7
Nov. 19	TULSA	H	W	28-13

1995 (6-5 OVERALL)

Sept. 2	at Kansas	A	L	23-18
Sept. 9	KANSAS STATE	H	L	23-21
Sept. 16	at Virginia Tech	A	W	16-0
Sept. 23	at Miami (OH)	A	L	23-16
Sept. 30	TOLEDO	H	L	45-31
Oct. 7	EAST CAROLINA	H	W	13-10
Oct. 14	SOUTHERN MISS	H	W	16-13
Oct. 21	MEMPHIS	H	W	28-3
Oct. 28	at Northern Illinois	A	W	55-19
Nov. 11	at Kentucky	A	L	33-14
Nov. 18	at Tulsa	A	W	24-5

1996 (6-5 OVERALL, 2-3 C-USA)

Aug. 30	TULANE *	H	L	34-14
Sept. 7	KENTUCKY	H	W	24-3
Sept. 14	at [17] Kansas State	A	L	35-0
Sept. 28	MIAMI (OH)	H	W [30T]	30-23
Oct. 5	at Memphis *	A	L	18-16
Oct. 12	BOSTON COLLEGE	H	L	24-17
Oct. 19	HOUSTON *	H	W	31-20
Oct. 26	at Louisville *	A	W	10-7
Nov. 2	at Southern Miss *	A	L	21-17
Nov. 16	at UAB	A	W	34-14
Nov. 23	LOUISIANA-MONROE	H	W	35-13

2017 CINCINNATI FOOTBALL

ALL-TIME SCORES

1997 [8-4 OVERALL, 2-4 C-USA]

Aug. 28	TULSA	H	W	34-24
Sept. 6	at Tulane *	A	L	31-17
Sept. 20	KANSAS	H	W	34-7
Sept. 27	at Boston College	A	W	24-6
Oct. 4	MEMPHIS *	H	W	20-17
Oct. 11	UAB	H	W	33-29
Oct. 18	at Houston *	A	L (20T)	41-38
Oct. 25	at Miami [OH]	A	W (20T)	34-31
Nov. 1	[24] SOUTHERN MISS *	H	L	24-17
Nov. 8	LOUISVILLE *	H	W	28-9
Nov. 13	at East Carolina *	A	L	14-7
Dec. 29	Utah State ^	N	W	35-19

^ - Humanitarian Bowl, Boise Idaho

1998 [2-9 OVERALL, 1-5 C-USA]

Sept. 5	TULANE *	H	L	52-34
Sept. 12	MIAMI (FL)	H	L	38-12
Sept. 19	at Army *	A	L	37-20
Sept. 26	INDIANA	H	L	48-14
Oct. 3	at Louisville *	A	L	62-19
Oct. 10	at [24] Syracuse	A	L	63-21
Oct. 17	at Memphis *	A	L	41-23
Oct. 24	MIAMI [OH]	H	L	41-0
Nov. 5	EAST CAROLINA *	H	L	24-21
Nov. 14	HOUSTON *	H	W	44-43
Nov. 21	at Arkansas State	A	W	51-7

1999 [3-8 OVERALL, 0-6 C-USA]

Sept. 4	KENT STATE	H	W	41-3
Sept. 11	TROY STATE	H	L	31-24
Sept. 18	[9] WISCONSIN	H	W	17-12
Sept. 25	at [12] Ohio State	A	L	34-20
Oct. 9	at Houston *	A	L	23-20
Oct. 16	UAB *	H	L (OT)	24-21
Oct. 23	at [21] Southern Miss *	A	L	28-20
Oct. 30	at Miami [OH]	A	W	52-42
Nov. 6	LOUISVILLE *	H	L	23-13
Nov. 13	at [24] East Carolina *	A	L	48-34
Nov. 20	MEMPHIS *	H	L	21-13

2000 [7-5 OVERALL, 5-2 C-USA]

Sept. 4	ARMY	H	W	23-17
Sept. 9	SYRACUSE	H	W	12-10
Sept. 16	at [4] Wisconsin	A	L (OT)	28-25
Sept. 23	at Indiana	A	L	42-6
Sept. 30	at Tulane *	A	L	24-19
Oct. 7	HOUSTON *	H	W	48-31
Oct. 14	at Louisville *	A	L	38-24
Oct. 28	MIAMI [OH]	H	W	45-15
Nov. 4	UAB *	H	W	33-21
Nov. 11	at Memphis *	A	W (OT)	13-10
Nov. 18	[24] SOUTHERN MISS *	H	W	27-24
Dec. 27	vs. Marshall ^	N	L	25-14

^ - Motor City Bowl, Detroit, Mich.

2001 [7-5 OVERALL, 5-2 C-USA]

Sept. 2	PURDUE	H	L	19-14
Sept. 8	at Army *	A	W	27-24
Sept. 22	at Miami [OH]	A	L	21-14
Oct. 6	TULANE *	H	W	46-33
Oct. 13	at UAB *	A	W	31-17
Oct. 20	at Houston *	A	W	29-28
Oct. 27	LOUISVILLE *	H	L	28-13
Nov. 3	CONNECTICUT	H	W	45-28
Nov. 10	EAST CAROLINA *	H	L	28-26
Nov. 24	at Memphis *	A	W	36-34
Dec. 1	LOUISIANA-MONROE *	H	W	42-10

Dec. 29	[25] Toledo ^	N	L	23-16
---------	---------------	---	---	-------

^ - Motor City Bowl, Detroit, Mich.

2002 [7-7 OVERALL, 6-2 C-USA] • C-USA CO-CHAMPIONS

Sept. 2	TCU *	H	W (OT)	36-29
Sept. 14	WEST VIRGINIA	H	L	35-32
Sept. 21	[6] OHIO STATE (PBS)	H	L	23-19
Sept. 28	at Temple	A	W	35-22
Oct. 5	MIAMI [OH]	H	L	31-26
Oct. 12	at Tulane *	A	L	35-17
Oct. 19	at Southern Miss *	A	L	23-14
Oct. 26	MEMPHIS *	H	W	48-10
Nov. 7	at Louisville *	A	W	24-14
Nov. 16	HOUSTON *	H	W	47-14
Nov. 23	at Hawai'i	A	L	20-19
Nov. 30	UAB *	H	W	31-23
Dec. 6	at East Carolina *	A	W	42-26
Dec. 17	North Texas ^	N	L	24-19

^ - New Orleans Bowl, New Orleans, La.

2003 [5-7 OVERALL, 2-6 C-USA]

Sept. 1	EAST CAROLINA *	H	W	40-3
Sept. 13	at West Virginia	A	W	15-13
Sept. 20	TEMPLE (30T)	H	W	30-24
Sept. 27	at Miami [OH]	A	L	42-37
Oct. 4	SOUTHERN MISS *	H	L	22-20
Oct. 11	at UAB *	A	L	31-14
Oct. 25	ARMY *	H	W	33-29
Oct. 31	at USF* (20T)	A	L	24-17
Nov. 8	RHODE ISLAND	H	W	31-24
Nov. 15	at [9] TCU *	A	L	43-10
Nov. 22	at Memphis *	A	L	21-16
Nov. 27	LOUISVILLE *	H	L	43-40



MARK DANTONIO

3 YEARS - 18-17 (.514)

2004 [7-5 OVERALL, 5-3 C-USA]

Sept. 4	at [9] Ohio State	A	L	27-6
Sept. 11	MIAMI [OH]	H	W	45-26
Sept. 18	at Syracuse	A	L	19-7
Sept. 25	at East Carolina *	A	W	24-19
Oct. 2	UAB *	H	L	30-27
Oct. 9	at Army *	A	L	48-29
Oct. 23	MEMPHIS *	H	W	49-10
Oct. 30	TCU *	H	W	21-10
Nov. 6	at [21] Southern Miss *	A	W	52-24
Nov. 20	USF *	H	W	45-23
Nov. 27	at [7] Louisville *	A	L	70-7
Dec. 23	vs. Marshall ^	N	W	32-14

^ - Fort Worth Bowl, Fort Worth, Texas

2005 [4-7 OVERALL, 2-5 BIG EAST]

Sept. 1	EASTERN MICHIGAN	H	W	28-26
Sept. 10	at Penn State	A	L	42-24
Sept. 17	WESTERN CAROLINA	H	W	7-3
Sept. 28	at Miami [OH]	A	L	44-16
Oct. 8	at Pittsburgh *	A	L	38-20
Oct. 15	CONNECTICUT *	H	W	28-17
Oct. 22	LOUISVILLE *	H	L	46-22
Oct. 29	at Syracuse *	A	W	22-16
Nov. 9	[16] WEST VIRGINIA *	H	L	38-0
Nov. 19	at USF *	A	L	31-16
Nov. 26	at Rutgers *	A	L	44-9

2006 [8-5 OVERALL, 4-3 BIG EAST]

Sept. 2	EASTERN KENTUCKY	H	W	31-0
Sept. 8	PITTSBURGH *	H	L	33-15
Sept. 16	at [1] Ohio State	A	L	37-7
Sept. 23	at [11] Virginia Tech	A	L	29-13
Sept. 30	MIAMI [OH]	H	W	24-10
Oct. 7	AKRON	H	W	20-14
Oct. 14	at [7] Louisville *	A	L	23-17
Oct. 22	USF *	H	W	23-6
Oct. 28	SYRACUSE *	H	W	17-3
Nov. 11	at [10] West Virginia *	A	L	42-24
Nov. 18	[7] RUTGERS *	H	W	30-11
Nov. 25	at Connecticut *	A	W	26-23
Jan. 6	vs. Western Michigan ^	N	W	27-24

^ - International Bowl, Toronto, Canada



BRIAN KELLY

3 YEARS - 34-6 (.850)

2007 [10-3 OVERALL, 4-3 BIG EAST]

Aug. 30	SE MISSOURI STATE	H	W	59-3
Sept. 6	OREGON STATE	H	W	34-3
Sept. 15	at Miami [OH]	A	W	47-10
Sept. 22	MARSHALL	H	W	40-14
Sept. 29	at San Diego State	A	W	52-23
Oct. 6	at [21] Rutgers *	A	W	28-23
Oct. 13	LOUISVILLE *	H	L	28-24
Oct. 20	at Pittsburgh *	A	L	24-17
Nov. 3	at [20] USF *	A	W	38-33
Nov. 10	[16] CONNECTICUT *	H	W	27-3
Nov. 17	[5] WEST VIRGINIA *	H	L	28-23
Nov. 24	at Syracuse *	A	W	52-31
Dec. 22	vs. Southern Miss ^	N	W	31-21

^ - PapaJohns.com Bowl, Birmingham, Ala.

2008 [11-3 OVERALL, 5-1 BIG EAST] • BIG EAST CHAMPIONS

Aug. 28	EASTERN KENTUCKY	H	W	40-7
Sept. 6	at [4] Oklahoma	A	L	52-26
Sept. 20	MIAMI [OH]	H	W	45-20
Sept. 27	at Akron	A	W	17-15
Oct. 3	at Marshall	A	W	33-10
Oct. 11	RUTGERS *	H	W	13-10
Oct. 25	at Connecticut *	A	L	40-16
Oct. 30	[23] USF *	H	W	24-10
Nov. 8	at [20] West Virginia *	A	W	26-23 (OT)
Nov. 14	at Louisville *	A	W	28-20
Nov. 22	PITTSBURGH *	H	W	28-21
Nov. 29	SYRACUSE *	H	W	30-10
Dec. 6	at Hawai'i	A	W	29-24
Jan. 1	vs. [19] Virginia Tech ^	N	L	20-7

^ - FedEx Orange Bowl, Miami Gardens, Fla.

2009 [12-1 OVERALL, 6-0 BIG EAST] • BIG EAST CHAMPIONS

Sept. 7	at Rutgers *	A	W	47-15
Sept. 12	SE MISSOURI ST.	H	W	70-3
Sept. 19	at [24] Oregon State	A	W	28-18
Sept. 26	FRESNO STATE	H	W	28-20
Oct. 3	at Miami [OH]	A	W	37-13
Oct. 15	at [21] USF *	A	W	34-17
Oct. 24	LOUISVILLE *	H	W	41-10
Oct. 31	at Syracuse *	A	W	28-7
Nov. 7	CONNECTICUT *	H	W	47-45
Nov. 13	[23] WEST VIRGINIA *	H	W	24-21
Nov. 27	ILLINOIS	H	W	49-36
Dec. 5	at [14] Pittsburgh *	A	W	45-44
Jan. 1	vs. [5] Florida ^	N	L	51-24

^ - Allstate Sugar Bowl, New Orleans, La.



2017 CINCINNATI FOOTBALL

ALL-TIME SCORES



BUTCH JONES

3 YEARS - 24-14 (.632)

2010 [4-8 OVERALL, 2-5 BIG EAST]

Sept. 4	at Fresno State	A	L	28-14
Sept. 11	INDIANA STATE	H	W	40-7
Sept. 16	at NC State	A	L	30-19
Sept. 25	[8/9] OKLAHOMA [PBS]	H	L	31-29
Oct. 9	MIAMI [OH]	H	W	45-3
Oct. 15	at Louisville *	A	W	35-27
Oct. 22	USF *	H	L	38-30
Oct. 30	SYRACUSE *	H	L	31-7
Nov. 13	at West Virginia *	A	L	30-10
Nov. 20	RUTGERS *	H	W	69-38
Nov. 27	at Connecticut *	A	L	38-17
Dec. 4	PITTSBURGH *	H	L	28-10

2011 [10-3 OVERALL, 5-2 BIG EAST] • BIG EAST CHAMPIONS

Sept. 3	AUSTIN PEAY	H	W	72-10
Sept. 10	at Tennessee	A	L	45-23
Sept. 17	AKRON	H	W	59-14
Sept. 22	NC STATE	H	W	44-14
Oct. 1	at Miami [OH]	A	W	27-0
Oct. 15	LOUISVILLE * [PBS]	H	W	25-16
Oct. 22	at USF *	A	W	37-34
Nov. 5	at Pittsburgh *	A	W	26-23
Nov. 12	WEST VIRGINIA * [PBS]	H	L	24-21
Nov. 19	at Rutgers *	A	L	20-3
Nov. 26	at Syracuse *	A	W	30-3
Dec. 3	CONNECTICUT *	H	W	35-27
Dec. 31	vs. Vanderbilt ^	N	W	31-24

^ -AutoZone Liberty Bowl, Memphis, Tenn.

2012 [10-3 OVERALL, 5-2 BIG EAST] • BIG EAST CHAMPIONS

Sept. 6	PITTSBURGH*	H	W	34-10
Sept. 15	DELAWARE STATE	H	W	23-7
Sept. 29	vs. [25] Virginia Tech!	N	W	27-24
Oct. 6	MIAMI [OH]	H	W	52-14
Oct. 13	FORDHAM	H	W	49-17
Oct. 20	at Toledo	A	L	29-23
Oct. 26	at [14] Louisville*	A	L	34-31 [OT]
Nov. 3	SYRACUSE*	H	W	35-24
Nov. 10	at Temple*	A	W	34-10
Nov. 17	[20] RUTGERS*	H	L	10-3
Nov. 23	USF*	H	W	27-10
Dec. 1	at Connecticut*	A	W	34-17
Dec. 27	vs. Duke^	N	W	48-34

! -at FedEx Field, Landover, Md. | ^ -Belk Bowl, Charlotte, N.C.



TOMMY TUBERVILLE

3 YEARS - 29-22 (.568)

2013 [9-4 OVERALL, 6-2 AMERICAN]

Aug. 31	PURDUE	H	W	42-7
Sept. 7	at Illinois	A	L	45-17
Sept. 14	NORTHWESTERN STATE	H	W	66-9
Sept. 21	at Miami [Ohio]	A	W	14-0
Oct. 5	at USF *	A	L	26-20
Oct. 11	TEMPLE *	H	W	38-20
Oct. 19	CONNECTICUT *	H	W	41-16
Oct. 30	at Memphis *	A	W	34-21
Nov. 9	SMU *	H	W	28-25
Nov. 16	at Rutgers *	A	W	52-17
Nov. 23	at Houston *	A	W	24-17
Dec. 5	[16] LOUISVILLE *	H	L	31-24 [OT]
Dec. 28	vs. North Carolina ^	N	L	39-17

^ -Belk Bowl, Charlotte, N.C.

2014 [9-4 OVERALL, 7-1 AMERICAN] • AMERICAN CHAMPIONS

Sept. 12	TOLEDO	H	W	58-34
Sept. 20	MIAMI [OHIO]	H	W	31-24
Sept. 27	at Ohio State	A	L	50-28
Oct. 4	MEMPHIS *	H	L	41-14
Oct. 11	at Miami [Fla.]	A	L	55-34
Oct. 18	at SMU *	A	W	41-3
Oct. 24	USF *	H	W	34-17
Oct. 31	at Tulane *	A	W	38-14
Nov. 13	EAST CAROLINA *	H	W	54-46
Nov. 22	at UConn *	A	W	41-0
Nov. 29	at Temple *	A	W	14-0
Dec. 6	HOUSTON *	H	W	38-31
Dec. 27	vs. Virginia Tech ^	N	L	33-17

^ -Military Bowl, Annapolis, Md.; # -home games played at PBS.

2015 [7-6 OVERALL, 4-4 AMERICAN EAST]

Sept. 2	ALABAMA A&M	H	W	52-10
Sept. 12	TEMPLE *	H	L	34-26
Sept. 19	at Miami [Ohio]	A	W	37-33
Sept. 24	at Memphis *	A	L	53-46
Oct. 1	MIAMI [FLA.]	H	W	34-23
Oct. 17	at BYU	A	L	34-28
Oct. 24	UConn *	H	W	37-13
Oct. 31	UCF *	H	W	52-7
Nov. 7	at No. 18 Houston	A	L	33-30
Nov. 14	TULSA *	H	W	49-38
Nov. 20	at USF *	A	L	65-27
Nov. 28	at East Carolina *	A	W	19-16
Dec. 24	vs. San Diego State ^	N	L	42-7

^ -Hawai'i Bowl, Honolulu, Hawai'i

2016 [4-8 OVERALL, 1-7 AMERICAN EAST]

Sept. 1	UT MARTIN	H	W	28-7
Sept. 10	at Purdue	A	W	38-20
Sept. 15	vs. No. 6/7 HOUSTON *	H	L	40-16
Sept. 24	MIAMI [OHIO]	H	W	27-20
Oct. 1	USF *	H	L	45-20
Oct. 8	at UConn *	A	L	20-9
Oct. 22	EAST CAROLINA *	H	W	31-19
Oct. 29	at Temple *	A	L	34-13
Nov. 5	BYU	H	L	20-3
Nov. 12	at UCF *	A	L	24-3
Nov. 18	MEMPHIS *	H	L	34-7
Nov. 25	at Tulsa *	A	L	40-37 [OT]

NATIONAL AWARDS

Allstate/AACA Good Works Team

2013 Jordan Luallen

Lou Groza Award

2000 Jonathan Ruffin

Ray Guy Award

2008 Kevin Huber (Finalist)

ESPN Home Depot Coach of the Year

2009 Brian Kelly

Eddie Robinson Coach of the Year

2009 Brian Kelly (Finalist)

Bear Bryant Coach of the Year

2009 Brian Kelly (Finalist)

Liberty Mutual Coach of the Year

2009 Brian Kelly (Finalist)

George Munger Award

2009 Brian Kelly (Finalist)

TEAM AWARDS

Claude Rost Award (Most Valuable Player)

2016 Eric Wilson
 2015 Silverberry Mouhon
 Shaq Washington
 2014 Jeff Luc
 Shaq Washington
 2013 Greg Blair
 Brendon Kay
 2012 Greg Blair
 George Winn
 2011 Isaiah Pead
 2010 Armon Binns
 2009 Mardy Gilyard
 2008 Connor Barwin
 2007 Ben Mauk
 Haruki Nakamura
 2006 Brent Celek
 2005 Adam Roberts
 2004 Trent Cole
 Gino Guidugli
 2003 Jamar Enzor
 2002 Blue Adams,
 DeMarco McCleskey
 Antwan Peek
 2001 Gino Guidugli
 2000 Jonathan Ruffin
 Deonety Kenner
 1999 Robert Cooper
 1998 Chad Plummer
 1997 Brad Jackson
 Philip Curry
 1996 Chris Hewitt
 Philip Curry
 1995 Robert Tate
 1994 Sam Garnes
 1993 David Small
 1992 Ronnie Dixon
 1991 Ronnie Shannon
 1990 Terry Strong
 1989 Phil Poirier
 1988 Chris Asbeck
 1987 Danny McCoin
 1986 Reggie Taylor

1985 Reggie Taylor
 1984 Reggie Taylor
 1983 Don Goodman
 1982 Allen Harvin
 1981 James Bettis
 1980 James Bettis
 1979 Mike Brookins
 1978 Howie Kurnick
 1977 Dan Rains
 1976 Mike Woods
 1975 Paul Hunter
 1974 Tom Marvaso
 1973 Evan Jolitz
 1972 Billy Hunter
 1971 Randy McBride
 1970 Earl Willson
 1969 Jim O'Brien
 1968 Greg Cook
 1967 Tony Jackson
 Jerry Misik
 1966 John Parker
 Jay Bachman
 1965 Rich Fugere
 1964 Brig Owens
 Jerry Momper
 1963 Darrell Cauley
 1962 Phil Goldner
 Rufus Simmons
 1961 Ken Byers
 1960 Hurdie Phillips
 1959 Jack Lee
 1958 Joe Morrison
 1957 Barry Maroney
 1956 Gus Del Rosa

John Pease Award (Outstanding Lineman)

2016 Deyshawn Bond (Off.)
 Cortez Broughton (Def.)
 Kevin Mouhon (Def.)
 Alex Pace (Def.)
 2015 Parker Ehinger (Off.)
 Alex Pace (Def.)
 2014 Eric Lefeld (Off.)
 Camaron Beard (Def.)
 Brad Harrah (Def.)
 Terrell Hartsfield (Def.)
 Austen Bujnoch (Off.)
 Silverberry Mouhon (Def.)
 Jordan Stepp (Def.)
 2012 Austen Bujnoch (Off.)
 Dan Giordano (Def.)
 Walter Stewart (Def.)
 Alex Hoffman (Off.)
 2011 John Hughes (Def.)
 Randy Martinez (Off.)
 Derek Wolfe (Def.)
 2010 Jason Kelce (Off.)
 Derek Wolfe (Def.)
 2009 Alex Daniels (Def.)
 Jeff Linkenbach (Off.)
 2008 Terrill Byrd (Def.)
 Jeff Linkenbach (Off.)
 2007 Glen "Digger" Bujnoch (Off.)
 Terrill Byrd (Def.)
 2006 Jeff Reinstatler (Off.)
 Trevor Anderson (Def.)
 2005 Steve Eastlake (Off.)
 Adam Roberts (Def.)
 2004 Adam Shorter (Off.)

Trent Cole (Def.)
 2003 Kyle Takavitz (Off.)
 Andre Frazier (Def.)
 2002 Kirt Doolin (Off.)
 Antwan Peek (Def.)
 2001 Josh Shneyderov (Off.)
 Antwan Peek (Def.)
 2000 Doug Rosfeld (Off.)
 Antwan Peek (Def.)
 1999 Doug Rosfeld (Off.)
 Mario Monds (Def.)
 1998 Brian Uhl (Off.)
 Percy Evans (Def.)
 1997 Jason Fabini (Off.)
 Derrick Ransom (Def.)
 1996 Jason Fabini (Off.)
 Derrick Ransom (Def.)
 1995 Jamie Lemire
 1994 Matt Vaupel
 1993 Ray Woodside (Off.)
 Bob Duckens (Def.)
 1992 Jamie Crysdale
 1991 Richard Johnson
 1990 John Arena
 1989 Phil Poirier
 1988 Chris Asbeck
 1987 Chris Asbeck
 1986 Alex Gordon
 1985 Nick Frankos
 1984 Alex Gordon
 1983 George Jamison
 1982 Joe Olding
 1981 Kari Yli Renko
 1980 Joe Olding
 1979 Farley Bell
 1978 Howie Kurnick
 1977 Howie Kurnick
 1972 Bob Menke (Off.)
 Charley Stovall (Def.)
 1971 John Mack (Off.)
 Craig Heneveld (Def.)
 1970 Ken Weingart (Off.)
 Tom Fletcher (Def.)
 1969 Bob Merkich (Off.)
 Earl Willson (Def.)
 1968 Denny Blank (Off.)
 John Studenka (Def.)
 1966 Kevin Teismann (Off.)
 John Parker (Def.)
 1965 Rich Lucka (Off.)
 Rich Fugere (Def.)
 1964 Bob Taylor (Off.)
 Rich Fugere (Def.)
 1963 Jerry Momper (Off.)
 Darrell Cauley (Def.)
 Dan Points (Def.)
 1962 Jim Paris
 1960 Bob McCutcheon
 1959 Dave Canary
 1958 Dave Canary
 1957 Dick Seomin
 1956 Gus Del Rosa

Brig Owens Award (Outstanding Back)

2016 Zach Edwards (Def.)
 Tion Green (Off.)
 2015 Hosey Williams (Off.)
 Zach Edwards (Def.)
 2014 Gunner Kiel (Off.)

Rod Moore (Off.)
 Zach Edwards (Def.)
 Leviticus Payne (Def.)
 Howard Wilder (Def.)
 2013 Ralph David Abernathy IV (Off.)
 Deven Drane (Def.)
 2012 Drew Frey (Def.)
 George Winn (Off.)
 2011 Drew Frey (Def.)
 Isaiah Pead (Off.)
 2010 Zach Collaros (Off.)
 Drew Frey (Def.)
 Isaiah Pead (Off.)
 2009 Tony Pike (Off.)
 Aaron Webster (Def.)
 2008 DeAngelo Smith
 2007 Mike Mickens
 2006 Greg Moore (Off.)
 Kevin McCullough (Def.)
 2005 Bradley Glatthaar (Off.)
 Corey Smith (Def.)
 2004 Richard Hall (Off.)
 Tyjuan Hagler (Def.)
 2003 Gino Guidugli (Off.)
 Zach Norton (Def.)
 2002 Blue Adams (Def.)
 DeMarco McCleskey (Off.)
 2001 Ray Jackson (Off.)
 DeMarco McCleskey (Off.)
 Zach Norton (Def.)
 2000 Ray Jackson (Off.)
 DeJuan Gossett (Def.)
 DeMarco McCleskey (Off.)
 1999 Deontey Kenner (Off.)
 Jeff Burrow (Def.)
 1998 Deontey Kenner (Off.)
 Shawn Ferguson (Def.)
 1997 Landon Smith (Off.)
 Tinker Keck (Def.)
 1996 Sam Garnes
 1995 Muhammed El-Mubarak
 1994 Reggie Hudson
 1993 Jocelyn Borgella
 1992 Jocelyn Borgella
 1991 David Small
 1990 Joe Koynock
 1989 Jackie Cooper
 1988 Al McKinney (Off.)
 Marvin Bowman (Def.)
 1987 Danny McCoin (Off.)
 Terry Noble (Def.)
 1986 Reggie Taylor (Off.)
 John Lewis (Def.)
 1985 Reggie Taylor (Off.)
 Jon Sawyer (Def.)
 1984 Reggie Taylor (Off.)
 Rob Niehoff (Def.)
 1983 Don Goodman (Off.)
 Robert Gibbs (Def.)
 1982 Allen Harvin (Off.)
 Antonio Gibson (Def.)
 1981 Hobson Milner (Off.)
 Antonio Gibson (Def.)
 1980 James Bettis (Off.)
 Tim Schira (Def.)
 1979 Ralph Williams (Off.)
 Mike Brookins (Def.)
 1978 Allen Harvin (Off.)
 Dwayne Berry (Def.)



HONORS & AWARDS

1972	Reggie Harrison [Off] Evan Jolitz [Def]	Special Teams Player of the Year	2015	Andrew Gantz	1992	Jim Carmon [Off] Gary Reid [Def]	2001	Donald Germany [Def] Richard Hall [Off]		
1971	Albert Johnson [Off] Ron Ertle [Def]		2014	Andrew Gantz	1991	John Arena	2000	Andre Frazier [Def] John Leonard [Off]		
1970	Albert Johnson [Off] Billy Hunter [Def]		2013	Corey Mason	1990	Travis Jones	1999	Ray Jackson [Off] Chas Hall [Def]		
1969	Albert Johnson [Off] Tony Sexton [Def]		2012	Ralph David Abernathy IV	1989	Vincent Munlin	1998	Tye Keith [Off] Willis Edwards [Def]		
1968	Lloyd Pate [Off] Mike Barrett [Def]		2011	Pat O'Donnell	C-Club/Strothman Award (Academic & Athletic Excellence)	2016	Ryan Leahy	1997	DuShawn Dorsey [Off] Paul Stephens [Def]	
1966	Ed Ford [Off] Bob Amburgy [Def]		2010	Collin McCafferty		2015	Mekale McKay	1996	Jason Collins-Baker [Off] Eddie Johnson [Def]	
1965	Bill Bailey [Off] Doug DeRosa [Def]		2009	Mike Windt		2014	Tony Miliano	1995	Jeremy Teall [Off] Gerard Brayboy [Def]	
1964	Brig Owens [Off] Albert Johnson [Off] Errol Prisby [Off]		2008	Brandon Underwood		2013	Eric Lefeld	Newcomer of the Year	2016	Devin Gray
1964	Bob Steinhauser [Def]		2007	Kevin Huber		2012	Tony Miliano		2015	Hayden Moore [Off] Cortez Broughton [Def]
1963	Brig Owens [Off] Dave Merriam [Def]		2006	Dominick Goodman		2011	Austen Bujnoch		2014	Mike Boone
1962	Royce Starks	2005	Chet Ervin	2010		Alex Hoffman	2013		Zach Edwards	
1960	Ed Banks	2005	Donald Germany	2009		Alex Hoffman	2009		Samuel Griffin [Off] J.K. Schaffer [Def]	
1959	Ed Kovac	2004	Kevin Lovell	2008		Ryan Manalac	2008		Dominique Battle	
1958	Bob Del Rosa	2003	Chris Manfredini	2007		Glen "Digger" Bujnoch	2007		Marcus Barnett	
1957	Barry Maroney	2002	Tye Keith	2006	Tony Carvitti	2006	Jeff Linkenbach [Off] Aaron Webster [Def]			
1956	Jim Niemann	2001	Adam Wulfeck	2005	Tony Carvitti	2005	Dustin Grutza [Off] Trevor Anderson [Def] Terrill Byrd [Def] Mike Mickens [Def]			
Most Outstanding Linebacker		Jim Kelly Award (Outstanding Spirit)	2013	Jordan Luallen [Off] Adrian Witty [Def]	1998	Bryan Preston	2004		Earnest Jackson [Off] Anthony Hoke [Def]	
2016	Antonio Kinard		2012	Dominique Battle [Def] Brendon Kay [Off] Walter Stewart [Def]	1997	John Kobalka	2003	Hannibal Thomas [Off] Mike Wright [Def]		
2015	Eric Wilson		2011	Zach Collaros [Off] Evan Davis [Off] Wesley Richardson [Def]	1996	John Kobalka	2002	Trent Cole [Def] Travis McGee [Off]		
2014	Nick Temple		2010	C.J. Cobb [Off] Walter Stewart [Def]	1995	John Kobalka	2001	Gino Guidugli [Off] Doug Monaghan [Def]		
2013	Greg Blair		2009	John Goebel	1993	Mike Guzda	2000	Shawn Murphy [Off] Zach Norton [Def]		
2012	Greg Blair		2008	Dustin Grutza [Off] Lamonte Nelms [Def]	1992	Kris Bjorson	1999	Josh Gardner [Off] Ivan Fields [Def]		
2011	JK Schaffer		2007	Mike Daniels [Off] Jon Carpenter [Def]	1991	Chris Carmon	1998	DeMarco McCleskey [Off] Blue Adams [Def]		
2010	JK Schaffer		2006	Bill Poland [Off] Dominic Ross [Def]	1990	Kyle Stroh	1997	Jason Collins-Baker [Off] DeJuan Gossett [Def]		
Most Outstanding Receiver			2005	Ryan Brown [Off] Dominic Ross [Def]	1989	Jack Brusciannelli	1996	Robert Cooper		
2016	Kahlil Lewis		2004	Clint Stickdorn [Off] Doug Monaghan [Def]	Scout Team Player of the Year	2016	Joel Dublanko [Def] Gerrid Doaks [Off] Bruno Labelle [Off]	1995	Chad Plummer [Off] Orlando Smith [Off]	
2015	Chris Moore	2003	Josh Shneyderov [Off] Jason Russell [Def]	2015		Deionte Buckley [Off] Franklin Brusciannelli [Def]	1994	Jason Fabini [Off] Philip Curry [Def]		
2014	Mekale McKay Chris Moore	2002	Josh Gardner [Off] Derrick Adams [Def] Willis Edwards [Def]	2014		Kyle Taubenheim [Off] Chris Murphy [Def]	1993	Chris Hewitt		
2013	Anthony McClung	2001	Tim Walker [Off] Nathan Wize [Off] Derrick Adams [Def] Willis Edwards [Def]	2013		Tyreek Burwell [Off] Mark Wilson [Def]	1992	Jamie Lemire		
2012	Travis Kelce	2000	Jason Collins-Baker [Off] Troy Evans [Def]	2012		DeYshawn Bond [Off] Jeff Luc [Def]	1991	Reggie Hudson		
2011	Anthony McClung	1999	Jason Lisek [Off] Troy Evans [Def]	2011		Daniel Murray [Off] Silverberry Mouhon [Def]	1990	Paul Anderson [Off] Nate Dingle [Def]		
2010	Armon Binns	1998	Vince Byrd [Off] Hassan Champion [Def]	2010		Camaron Beard [Def] Travis Kelce [Off]	Next Man In Award	2009	Zach Collaros	
2009	Armon Binns	1997	Joel Dolinski [Off] Artrell Hawkins [Def]	2009		Vidal Hazelton [Off] Collin McCafferty [Def]		1994		
2008	Dominick Goodman	1996	Steve Smith [Off] Darrius Felder [Def]	2008		Danny Milligan [Off] Walter Stewart [Def] John Goebel [Off] Alex Delisi [Def]		1993		
2007	Dominick Goodman	1995	Pat Oakes [Off] Sam Black [Def]	2007		John Goebel [Off] Jason Kelce [Def] Marshawn Gilyard [Spec.]		1992		
2006	Derrick Stewart	1994	Diron Bolar	2006	Jared Martin [Off] Donnell McKenzie [Def]	1991				
2005	Brent Celek	1993	Lance Harp	2005	Dustin Grutza [Off] Tony Carvitti [Def]	1990				
2004	Hannibal Thomas	1992	Kirk Willis	2004	Evan Sparks [Off] Todd Spitzer [Off] James Brooks [Def]					
2003	Thaddeus Lewis	1991	Tom DeTemple	2003	Rodrick Stevens [Off] Donald Germany [Def]					
2002	Jon Olinger	1990	Jacob Rogers	2002						
2001	LaDaris Vann	1989								
Glenn Sample Award (Community Service)										
2013	Brandon Mitchell									
2012	Adam Fearing									
2011	Jordan Luallen									
2010	John Goebel									
2009	Brad Jones									
2008	Mardy Gilyard									
2007	Dustin Grutza									
Specialist of the Year										
2012	Kirk Willis									
2011	Tom DeTemple									
2010	Jacob Rogers									

CONFERENCE AWARDS

All-American Athletic Conference

2016	Eric Wilson, LB (1st)
	Cortez Broughton, DT (2nd)
2015	Parker Ehinger, OT (1st)
	Deyshawn Bond, C (2nd)
	Andrew Gantz, K (2nd)
	Ryan Leahy, OG (2nd)
	Silverberry Mouhon, DE (2nd)
	Shaq Washington, WR (2nd)
	Eric Wilson, LB (2nd)
2014	Parker Ehinger, OG (1st)
	Terrell Hartsfield, DL (1st)
	Eric Lefeld, OT (1st)
	Jeff Luc, LB (1st)
	Andrew Gantz, K (2nd)
	Gunner Kiel, QB (HM)
	Nick Temple, LB (HM)
2013	Ralph David Abernathy IV, RB/RS (1st)
	Blake Annen, TE (1st)
	Eric Lefeld, OT (1st)
	Jordan Stepp, DL (1st)
	Greg Blair, LB (2nd)
	Deven Drane, CB (2nd)
	Sam Longo, OG (2nd)
	Anthony McClung, WR (2nd)
	Silverberry Mouhon, DL (2nd)

All-BIG EAST Conference

2012	Greg Blair, LB (1st)
	Austen Bujnoch, OG (1st)
	Dan Giordano, DE (1st)
	Travis Kelce, TE (1st)
	Eric Lefeld, OT (1st)
	Pat O'Donnell, P (2nd)
	Walter Stewart, DE (2nd)
	George Winn, RB (2nd)
2011	Butch Jones (Coach of the Year)
	Drew Frey, DB (1st)
	Randy Martinez, OL (1st)
	Pat O'Donnell, P (1st)
	Isaiah Peard, RB (1st)
	(Offensive Player of the Year)
	JK Schaffer, LB (1st)
	Derek Wolfe, DL (1st)
	(Defensive Player of the Year)
	Zach Collaros, QB (2nd)
	Alex Hoffman, OL (2nd)
2010	Armon Binns, WR (1st)
	Zach Collaros, QB (1st)*
	Ben Guigudli, TE (2nd)
	Jason Kelce, OL (2nd)
	Isaiah Peard, RB (2nd)
	JK Schaffer, LB (2nd)
	DJ Woods, WR (2nd)
2009	Brian Kelly (Coach of the Year)
	Mardy Gilyard, KR & WR (1st)
	(ST Player of the Year)
	Armon Binns, WR (2nd)
	Ben Guigudli, TE (2nd)
	Alex Hoffman, OL (2nd)
	Chris Jurek, C (1st)
	Jason Kelce, OL (2nd)
	Jeff Linkenbach, OL (2nd)
	Ricardo Mathews, DL (2nd)
	Tony Pike, QB (1st)
	Aaron Webster, DB (1st)
2008	Brian Kelly (Coach of the Year)
	Mardy Gilyard, KR & WR (1st)

	(ST Player of the Year)
	Connor Barwin, DE (1st)
	Kevin Huber, P (1st)
	Mike Mickens, CB (1st)
	Brandon Underwood, S (1st)
	Terrill Byrd, DT (2nd)
	Trevor Canfield, OL (2nd)
	Dominick Goodman, WR (2nd)
	Tony Pike, QB (2nd)
2007	Brian Kelly (Coach of the Year)
	Kevin Huber, P (1st)
	(ST Player of the Year)
	Haruki Nakamura, DB (1st)
	Mike Mickens, CB (1st)
	Terrill Byrd, DL (1st)
	Anthony Hoke, DL (2nd)
	DeAngelo Smith, CB (2nd)
	Trevor Canfield, OL (2nd)
	Marcus Barnett, WR (2nd)
2006	Terrill Byrd, DT (1st)
	Kevin McCullough, LB (1st)
	Dominic Ross, S (1st)
	Trevor Canfield, G (2nd)
	Brent Celek, TE (2nd)
	Mike Mickens, CB (2nd)
2005	Mike Mickens, CB (2nd)
	Corey Smith, LB (2nd)

*-Unanimous selection

American Athletic Conference Football Student-Athlete of the Year

2015	Ryan Leahy
------	------------

American Eagle BIG EAST Football Scholar-Athlete of the Year

2011	JK Schaffer
2010	John Goebel

Academic All-American Athletic Conference

2015	Mason Antoun
	Reed Armagost
	Caleb Ashworth
	Chad Banschbach
	Brayden Beard
	Deyshawn Bond
	Franklin Bruscanelli
	Tyler Cogswell
	Nathan Cole
	Marquise Copeland
	Kyle Curtis
	Josiah Deguara
	Sheldon Doss
	Matthew Draper
	Parker Ehinger
	Jacob Elfers
	Eric Ernst
	Samuel Fette
	Andrew Gantz
	Samuel Geraci
	Tyrell Gilbert
	Trevor Ginn
	Beau Harmon
	Alexander Heil
	Carter Jacobs
	Ricardo Mathews, DL (2nd)
	Bryce Jenkinson
	Desmond Johnson
	Andre Jones
	Antonio Kinard

	John Kurtz
	Ryan Leahy
	Anthony Legend
	Evan Mallory
	Chandler Marston
	Jeffery McGarr
	Mekale McKay
	Kevin Mouhon
	Christopher Murphy
	Braxton Neal
	David Niehaus
	Norman Oglesby
	Josh Pasley
	Idarius Ray
	William Steur
	Ryan Stout
	Richard Trail
	Jonathan Vincent
	Kirk Willis
	Eric Wilson
	Adrian Witty
	Bryan Wright
2014	Mason Antoun
	Chad Banschbach
	Deyshawn Bond
	Garrett Campbell
	Tyler Cogswell
	Michael Colosimo
	Lindsay Crook
	Jeremy Dollin
	DJ Dowdy
	Kimoni Fitz
	Andrew Gantz
	Trevor Ginn
	Kevin Hyland
	Carter Jacobs
	Andre Jones
	EJ Junior
	Gunner Kiel
	John Kurtz
	Ryan Leahy
	Mekale McKay
	Tony Miliano
	Kevin Mouhon
	Daniel Nfodjo
	David Niehaus
	JJ Pinckney
	Rob Rice
	Kevin Schloemer
	Will Steur
	Ryan Stout
	Kyle Taubenheim
	Nick Temple
	Sione Tongamoa
	Jon Vincent
	Shaq Washington
	Kirk Willis
2013	Mason Antoun
	Camaron Beard
	Deyshawn Bond
	Franklin Bruscanelli
	Austen Bujnoch
	Dylan Coombs
	Jared Golden
	Brad Harrah
	Nick Hunt
	Kevin Hyland
	Brendon Kay
	Cory Keebler

	Ryan Leahy
	Eric Lefeld
	John Lloyd
	Tony Miliano
	Matt Staubach
	Evan Talkers
	Kyle Taubenheim
	Kirk Willis

Academic All-BIG EAST

2012	Mason Antoun
	Camaron Beard
	Austen Bujnoch
	Derek Cox
	Adam Dempsey
	Conner Donnini
	Eric Ernst
	Adam Fearing
	Drew Frey
	Dan Giordano
	Jared Golden
	Brad Harrah
	Sean Hooley
	Nick Hunt
	Kevin Hyland
	Cory Keebler
	Eric Lefeld
	John Lloyd
	Colin Lozier
	Jordan Luallen
	Jeff Luc
	Breon Mapp
	Mitch Meador
	Tony Miliano
	Justin Murray
	Pat O'Donnell
	Demetrius Richardson
	Sean Smith
	Matt Staubach
	Kirk Willis
	George Winn
	Adrian Witty
2011	Alex Apyan
	Austen Bujnoch
	Tom DeTemple
	Drew Frey
	Jacob Giltrow
	Dan Giordano
	Alex Hoffman
	Sean Hooley
	Brendon Kay
	Cory Keebler
	Eric Lefeld
	John Lloyd
	Colin Lozier
	Jordan Luallen
	Breon Mapp
	Mitch Meador
	Tony Miliano
	Pat O'Donnell
	Demetrius Richardson
	Josh Russ
	JK Schaffer
	George Winn
	Adrian Witty
2010	Chazz Anderson
	Alex Apyan
	Robby Armstrong
	Austen Bujnoch



2017 CINCINNATI FOOTBALL

HONORS & AWARDS

	Alex Delisi	American Players of the Week	2015	Eric Wilson, Def. [9/21]		Richard Hall, RB [3rd]	Conference USA All-Freshman	2004	Anthony Hoke, DE
	T.J. Franklin			Gunner Kiel, Off. [11/2]		Daven Holly, DB [2nd]			Doug Jones, FB
	Drew Frey			Andrew Gantz, ST [11/30]		Doug Monaghan, DB [2nd]			Chet Ervin, P
	Dan Giordano					Clint Stickdorn, OT [3rd]			Joel Yakovac, OL
	John Goebel					Kyle Takavitz, OG [1st]			Andre Frazier, DL
	Alex Hoffman			2014		Hannibal Thomas, WR [2nd]			Gino Guidugli, QB
	Sean Hooey			Gunner Kiel, Off. [9/15]		Trent Cole, DE [1st]			[Freshman of the Year]
	Brendon Kay			Sam Geraci, ST [9/15]		Jamar Enzor, LB [3rd]			Doug Monaghan, DB
	Colin Lozier			Chris Moore, Off. [9/29]		Andre Frazier, DE [2nd]			Kyle Takavitz, OL
	Collin McCafferty			Andrew Gantz, ST [10/20]		Daven Holly, DB [2nd]			Josh Shneyderov, OL
	Mitch Meador	Andrew Gantz, ST [10/27]	Zach Norton, DB [2nd]	2000	Derrick Adams, DL				
	Pat O'Donnell	Andrew Gantz, ST [11/17]	Kyle Takavitz, OL [1st]		Ivan Fields, DB				
	Demetrius Richardson	Gunner Kiel, Off. [11/17]	Blue Adams, DB [2nd]		Josh Gardner, OL				
	J.K. Schaffer	Jeff Luc, Def. [11/24]	Kirt Doolin, OL [1st]		P.J. Mays, RB				
	George Winn	Nick Temple, Def. [12/1]	Gino Guidugli, QB [2nd]		LaDaris Vann, WR				
	2009	Chazz Anderson	2013		DeMarco McCleskey, RB [2nd]		[Freshman of the Year]		
		Alex Delisi	Zach Edwards, Def. [11/4]		Antwan Peek, DL [1st]		Blue Adams, DB		
		T.J. Franklin	Brendon Kay, Off. [10/4]		Jonathan Ruffin, K [2nd]		Kirt Doolin, OL		
		Drew Frey	Brendon Kay, Off. [11/25]		LaDaris Vann, WR [1st]		DeMarco McCleskey, RB		
		Dan Giordano	BIG EAST Conference Players of the Week		DeWayne Johnston, OL [2nd]		Ben Piening, DL		
John Goebel		2012		Adam Wulfeck, P [2nd]	Adam Wulfeck, P				
Alex Hoffman		Walter Stewart, Def. [9/10]		Troy Evans, LB [2nd]	DeJuan Gossett, DB				
Sean Hooey		Maalik Bomar, Def. [10/1]		DeJuan Gossett, DB [2nd]	Jason Mammarelli, K				
Jeff Linkenbach		Munchie Legaux, Off. [10/1]		Ray Jackson, RB [1st]	Ken Biggs, OL				
Collin McCafferty		Pat O'Donnell, ST [10/1]		Mario Monds, DL [2nd]	Robert Cooper, RB				
J.K. Schaffer	Tony Miliano, ST [10/8]	Doug Rosfeld, C [1st]		C-USA Player of the Week					
Aaron Webster	George Winn, Off. [11/5]	Jonathan Ruffin, K [1st]			2004	Richard Hall, Offense [9/11]			
Chazz Anderson	Tony Miliano, ST [12/3]	[ST Player of the Year]			Trent Cole, Defense [9/25]				
Robby Armstrong	Pat O'Donnell, ST [09/26]	Andy Weinheimer, OL [2nd]			Andre Frazier, Defense [10/30]				
Zach Collaros	JK Schaffer, Def. [09/26]	Adam Wulfeck, P [2nd]	Chet Ervin, Specialist [10/30]						
John Goebel	Isaiah Pead, Off. [10/17]	Robert Cooper, RB [2nd]	Gino Guidugli, Off. [11/6]						
Alex Hoffman	Zach Collaros, Off. [10/24]	DeJuan Gossett, DB [2nd]	Gino Guidugli, Off. [11/20]						
	Kevin Huber	Anthony McClung, Off. [12/05]	2003		Trent Cole, Defense [9/22]				
	Jeff Linkenbach	Armon Binns, Off. [10/18]	Adam Wulfeck, P [2nd]		Richard Hall, Offense [9/29]				
	Ryan Manalac	2010	Hassan Champion, LB [2nd]		2002	Gino Guidugli, Offense [9/3]			
	J.K. Schaffer	2009	Brian Uhl, OL [1st]	Blue Adams, Defense [9/23]					
	DeAngelo Smith	Tony Pike, Off. [9/7]	Pierre Brilliant, OL [2nd]	Andre Frazier, Def. [11/11]					
	Cedric Tolbert	Mardy Gilyard, ST [9/14]	Phillip Curry, LB [1st]	Antwan Peek, Def. [9/30]					
	2007	Digger Bujnoch	Mardy Gilyard, Off. [9/28]	Jason Fabini, OL [1st]	Antwan Peek, Def. [12/1]				
		Chris Flores	Jacob Rogers, ST [10/19]	Brad Jackson, LB [1st]	Gino Guidugli, Off. [9/10]				
		Kevin Huber	Zach Collaros, Off. [11/9]	Tinker Keck, DB & PR [1st]	Gino Guidugli, Off. [12/3]				
		Jeff Linkenbach	Jacob Rogers, ST [11/9]	[ST Player of the Year]	Adam Wulfeck, Spec. [10/8]				
Ryan Manalac		Tony Pike, Off. [11/30]	Derrick Ransom, DL [2nd]	Antwan Peek, Spec. [10/15]					
Cedric Tolbert		Mardy Gilyard, ST [12/7]	Brian Uhl, OL [2nd]	Antwan Peek, Def. [10/22]					
Digger Bujnoch		2008	Phillip Curry, LB [2nd]	Antwan Peek, Def. [12/3]					
Brad Bury		Connor Barwin, ST [10/6]	Joel Dolinski, OL [2nd]	Jonathan Ruffin, Spec. [11/5]					
Jon Carpenter		Mardy Gilyard, ST [9/8]	Jason Fabini, OL [1st]	Jon Olinger, Off. [11/26]					
Tony Carvitti		Mardy Gilyard, ST [11/9]	Darrius Felder, DL [1st]	Troy Evans, Def. [9/12]					
	Brent Celek	Dustin Grutza, Off. [9/2]	Sam Barnes, DB [1st]	Jason Mammarelli, Spec. [9/12]					
	Chris Flores	Kevin Huber, ST [10/13]	Chris Hewitt, DB [2nd]	Jonathan Ruffin, Spec. [9/5]					
	Kevin Huber	Jake Rogers, ST [11/30]	Brad Jackson, LB [2nd]	Jonathan Ruffin, Spec. [11/20]					
	Jeff Linkenbach	Aaron Webster, Def. [11/9]	Eric Richards, PK [1st]	Ivan Fields, Def.[11/13]					
	Ryan Manalac	Dustin Grutza, Off. [9/17]	Daryl Royal, RB [2nd]	Gerry Ruff, Def. [11/20]					
	Bill Poland	Ben Mauk, Off. [10/1]	Steve Smith, P [1st]	1999	Eddie Johnson, Def. [9/20]				
	Dominic Ross	Ben Mauk,Off. [11/26]	Brian Uhl, OL [2nd]		Robert Cooper, Off. [11/1]				
	Kurt Shoemaker	Mike Mickens, Def. [9/3]	Muhammed El-Mubarak, LB [2nd]		Shawn Ferguson, Def. [10/19]				
	Brian Steel	Ryan Manalac, Def. [10/8]	Jason Fabini, OL [1st]		1997	Chad Plummer, Off. [9/1]			
	Jon Tobin	Haruki Nakamura, Def. [11/5]	Darrius Felder, DL [1st]		Entire Defense [9/22]				
Cedric Tolbert	Jake Rogers, ST [9/10]	Sam Barnes, DB [1st]	Doug Johnson, Spec. [9/29]						
Ryan Brown	Kevin McCullough, Def. [10/23]	Chris Hewitt, DB [2nd]	Artrell Hawkins, Def. [9/29]						
Digger Bujnoch	Dustin Grutza, Off. [10/30]	Brad Jackson, LB [1st]	Tinker Keck, Def. [10/6]						
Jon Carpenter	DeAngelo Smith, Def. [11/ 20]	Jamie Lemire, OL [2nd]	Phillip Curry, Def. [10/27]						
Anthony Carvitti	2005	Eric Richards, PK [2nd]	Tinker Keck, Spec. [10/27]						
	Brent Celek	Chet Ervin, ST [10/29]	Orlando Smith, RB [2nd]	1996	Chad Plummer, Off. [9/9]				
	Ryan Manalac	Kevin McCullough, Def. [10/29]	Steve Smith, P [2nd]	Chad Plummer, Off. [10/21]					
	William Poland	All-Conference USA	Robert Tate, WR & KR [1st]	Phillip Curry, Def. [9/9]					
	Dominic Ross		[Offensive & Special Teams Player of the Year]	Chris Hewitt, Def. [11/25]					
	Jonny Zwiitt			Eric Richards, Spec. [9/30]					

Daryl Royal, Off. [9/30] Steve Smith, Spec. [10/21] Robert Cooper, Off. [10/28] Eric Richards, Spec. [11/18] Robert Tate, Spec. [11/25]	1968	Jim O'Brien, E Bob Merkich, OT Greg Cook, QB	ALL-STAR GAME PARTICIPANTS All-American Bowl 1959 Ed Denk, T 1960 Jim Leo, E	2010 Armon Binns, WR 2015 Parker Ehinger, OL 2016 Gunner Kiel, QB
All-Liberty Bowl Alliance 1995 Muhammed El-Mubarak, LB Sam Garnes, DB Chris Hewitt, DB Jamie Lemire, OL Robert Tate, WR & KR (ST Player of the Year) Rick Minter (Coach of the Year) 1994 Matt Vaupel, OG	1967	Ed Nieman, OG Lloyd Pate, HB Tony Jackson, DB	All-American Classic 1989 Marvin Bowman, DB	Florida Citrus All-Star Classic 1998 Chad Plummer, WR 2000 Deontey Kenner, QB 2002 Kirt Doolin, OL DeMarco McCleskey, RB Jonathan Ruffin, K [MVP] Zach Norton, DB 2003 Jamar Enzor, LB 2004
All-Independent FB Alliance 1993 Jocelyn Borgella, CB Jason Coppess, LB Chris Hewitt, KOR David Small, RB Ray Woodside, OG 1992 Alan Fletcher, FS Marlon Pearce, WR	1966	Kevin Teismann, OG Bob Amburgy, DB	American Bowl 1969 Greg Cook, QB 1970 Jim O'Brien, E	Hula Bowl 2008 Angelo Craig Glen "Digger" Bujnoch Anthony Hoke Haruki Nakamura
All-Metro Conference 1989 John Arena, OG Marvin Bowman, FS Jack Brusciannelli, LB Phil Poirier, NT 1988 Chris Asbeck, DT Daryl Huber, TE Al McKinney, RB Andrew Stewart, DE 1987 Chris Asbeck, DT Bill Davis, WR Phil Insalaco, PK Roosevelt Mukes, WR Andrew Stewart, DE 1986 Reggie Taylor, RB [MVP] Alex Gordon, LB John Lewis, FS Danny McCoin, QB Jason Stargel, WR 1985 Reggie Taylor, RB [MVP] Shaun Burdick, P Nick Gotovac, C Danny McCoin, QB Richard Rhodes, S 1984 Deno Foster, WR Reggie Taylor, RB 1983 Gene Beck, OG Don Goodman, FB George Jamison, DE 1982 Gene Beck, OG Allen Harvin, TB Errol Cleveland, DE Antonio Gibson, S 1981 James Bettis, TB [MVP] Kari Yli-Renko, OT Mike Brookins, LB Antonio Gibson, S 1979 Farley Bell, DE	1963	Jim Curry, E Darrell Cauley, G Brig Owens, HB	NFLPA Collegiate Bowl 2011 JK Schaffer, LB 2013 Brendon Kay, QB 2016 Mike Tyson, DB	Japan Bowl 1977 Dan Rains, DE 1981 James Bettis, TB
	1962	Royce Starks, HB	Blue-Gray Game 1951 Frank Middendorf, C 1957 Barry Maroney, HB 1959 Jack Lee, QB Max Messner, T 1968 Greg Cook, QB Tom Rossley, E 1975 Clarence Sanders, LB 1976 Lou West, DB 1986 Alex Gordon, LB [MVP] 1989 Marvin Bowman, DB 1992 Jamie Crysdale, C Ronnie Dixon, DT 1996 Chris Hewitt, DB 1999 Tinker Keck, DB	Las Vegas Classic 2004 Hannibal Thomas, WR 2005 Chet Ervin, P Adam Roberts, DE
	1961	Ken Byers, T Rufus Simmons, G	Casino Del Sol College All-Star Game 2011 Evan Davis	Medal Of Honor Bowl 2014 Terrell Hartsfield, DE
	1960	Ken Byers, T Fred Oblak, HB	Coaches All-America Game 1970 Jim O'Brien, E	NFLPA Collegiate Bowl 2011 JK Schaffer, LB 2012 Dominique Battle, DB Drew Frey, DB 2015 Mekale McKay, WR
	1959	Jim Leo, E Jack Lee, QB Ed Kovac, HB	College All-Star Game 1953 Bill Shalosky, G 1959 Joe Morrison, HB 1960 Jim Leo, E [MVP] Ed Kovac, HB 1962 Ken Byers, T 1965 Al Nelson, HB 1969 Greg Cook, QB [MVP] 1971 Bob Bell, T	North-South Shrine Game 1976 Gary Oetjen, C Lou West, DB
	1958	Jack Lee, QB Ed Kovac, HB		North-South Game 1953 Bob Marich, G 1959 Ed Kovac, HB Jim Leo, E Joe Morrison, HB 1960 Ron Kostelnik, T
	1957	Jim Leo, E Ron Couch, G Dick Seomin, C Joe Morrison, HB Barry Maroney, HB	East-West Shrine Game 1944 Jim Dougherty, HB 1952 Bill Shalosky, G 1955 Dick Goist, HB 1954 Jack Campbell, G 1964 Al Nelson, HB 1969 Jim O'Brien, E 1970 Bob Bell, T 1973 Tom Forrest, OG 1975 Tom Marvaso, DB 1976 Keith Jenkins, DB 1987 Alex Gordon, LB Reggie Taylor, RB 1988 Danny McCoin, QB 1989 Andrew Stewart, DE 1992 Jamie Crysdale, C 1999 Tinker Keck, S 2000 Mario Monds, DT 2007 Brent Celek, TE 2008 Brandon Underwood, DB	All-Ohio Shrine Bowl 1972 Billy Hunter, S Ed Bolis, LB Denny Holthaus, OG 1973 Reggie Harrison, HB Quincy Daniels, HB Mike Kleinhenz, LB 1974 Mike Campbell, QB Jeff West, TE Jim Hoeh, DT 1975 Jay Bonds, FB [MVP] Paul Hunter, DB Ed Jones, DT 1976 Steve Bell, TE Harold Lee, FL Henry Miller, QB
		All-Mid-American Conference 1952 Terry Boyle, G Dom Del Bene, HB Don Fritz, DE Dick Goist, HB Don Grammer, T Gene Rossi, QB Glen Sample, LB 1951 Bob Dougherty, FB Dick Jarvis, E Andy Matto, T Frank Middendorf, C Gene Rossi, QB Glen Sample, LB Bill Shalosky, G Bob Stratton, DB 1950 Jim Kelly, E Frank Middendorf, C Gene Rossi, QB Bill Shalosky, G Bob Stratton, DB 1949 Lee Haslinger, G Jim Kelly, E Tom O'Malley, QB 1948 Jim Dougherty, FB John Vilkoski, G 1947 Dick Langenbeck, T Roger Stephens, HB John Vilkoski, G		Raycom College FB All-Star Classic 2012 Camerron Cheatham, DB
All-Missouri Valley Conference 1969 Jim O'Brien, E Bob Merkich, OT Earl Willson, LB				

2017 CINCINNATI FOOTBALL

HONORS & AWARDS

Senior Bowl		ALL-AMERICANS		George Jamison		1986	AP Honorable Mention
1952	Frank Middendorf, C	Danny Barrett		1983	AP Honorable Mention	Sporting News Honorable Mention	
1959	Joe Morrison, HB	1982	AP Honorable Mention	Keith Jenkins		Derek Wolfe	
	Dick Goist, HB	Bob Bell		1975	Recap Honorable Mention	2011	AP Second Team
1960	Jack Lee, QB [MVP]	1970	Central Press Second Team	Jim Leo		Scout.com Second Team	
	Ed Kovac, HB		AP Third Team	1959	Williamson Rating	SI.com Second Team	
	Jim Leo, E	James Bettis		Honorable Mention		Yahoo! Sports Second Team	
1969	Greg Cook, QB	1981	AP Honorable Mention	Tom Marvaso		Phil Steele Third Team	
	Tom Rossley, E	Ken Byers		1975	Sporting News First Team	Mike Woods	
1970	Jim O'Brien, E	1961	Williamson Ratings Second Team	Danny McCoin		1977	AP First Team
1971	Bob Bell, T	Terrill Byrd		1986	AP Honorable Mention	NEA First Team	
1975	Tom Marvaso, DB	2007	AP Second Team	Mike Mickens		Sporting News First Team	
1977	Mike Woods, LB	Trevor Canfield		2008	Walter Camp Second Team	COSIDA ACADEMIC ALL-AMERICANS	
1989	Andrew Stewart, DE	2008	AP Second Team	2007	FWAA All-America First Team	First Team	
	Chris Asbeck, DT	Toney Catchings		Al Nelson		1981	Karl Yli-Renko, OL
	Robert Tate, WR	1986	Honorable Mention Sporting News	1964	AP Honorable Mention	1990	Kyle Stroh, DL
1997	Jason Fabin, OT	Trent Cole		Ray Nolting		1991	Kris Bjorson, TE
	Artrell Hawkins, CB	2004	CollegeFootballNews.com	1935	Honorable Mention	1997	John Kobalka, DL
	Brad Jackson, LB	Greg Cook		Jim O'Brien		Second Team	
	Derrick Ransom, DE	1968	AP Second Team	1968	AP Honorable Mention	1979	Edward Koboves, OL
2000	Mario Monds, DT		UPI Second Team	1969	AP Honorable Mention	1983	Jason Stargell, WR
2004	Trent Cole, DE		NEA Second Team	Dan Rains		1989	Jeff Jones, P
2008	Connor Barwin, DE	Parker Ehinger		1977	AP Honorable Mention		
	Trevor Canfield, OL	2012	FWAA Freshman Team	Gene Rossi			
	Kevin Huber, P	Deno Foster		1951	Honorable Mention		
	Mike Mickens, DB	1984	AP Honorable Mention	1952	Honorable Mention		
	DeAngelo Smith, DB	Antonio Gibson		Tom Rossley			
	Brandon Underwood, DB	1981	AP Honorable Mention	1968	AP Honorable Mention		
2009	Mardy Gilyard, WR	1982	AP Honorable Mention	Jonathan Ruffin			
	Tony Pike, QB	Mardy Gilyard		2000	Consensus All-American		
	Mike Windt, LS	2009	AFCA First Team [KR]		AP First Team		
2011	John Hughes, DL		SI.com First Team [WR]		FWAA First Team		
	Isaiah Pead RB [MVP]	2008	Rivals.com First Team [KR]		SI First Team		
	Derek Wolfe, DL	Dick Goist			Sporting News First Team		
2012	Travis Kelce, TE	1953	Honorable Mention		Walter Camp First Team		
2014	Jeff Luc, LB	1954	Honorable Mention	2000	Lou Groza Award Winner		
2015	Chris Moore, WR	Alex Gordon		Clarence Sanders			
Texas vs. the Nation All-Star Bowl		1986	AP Honorable Mention	1975	AP First Team		
2007	John Bowie, CB	Sporting News Honorable Mention		NEA Second Team			
2009	Alex Daniels, DL	Allen Harvin		Bill Shalosky			
	Aaron Webster, DB	1982	AP Honorable Mention	1952	Honorable Mention		
2010	Jacob Rogers, K	Kevin Huber		Jason Stargel			
2012	Kenbrell Thompsons, WR	2008	Consensus All-American	1986	Sporting News Honorable Mention		
	George Winn, RB		AP First Team	Andrew Stewart			
			AFCA First Team	1988	AP Honorable Mention		
			FWAA First Team	Bob Stratton			
			Rivals.com First Team	1951	Honorable Mention		
			SI.com First Team	Reggie Taylor			
		2007	Consensus All-American	1984	AP Honorable Mention		
			AP First Team	1985	AP Honorable Mention		
			FWAA First Team				
			Walter Camp First Team				

ALL-TIME LETTERWINNERS

A

Abernathy, Ralph David IV 2011, 12, 13
Abramowicz, Stan 1941, 42
Abrams, Joe 1988, 90, 91, 92
Abrahams, Mortimer 1906, 07, 08, 09
Ackerson, D. Hayward 1907
Adams, Blue 1998, 00, 01, 02
Adams, Derrick 1999, 00, 01, 02
Adams, Dorian 1992, 93, 94, 95
Adams, Edward 1905, 06
Agger, Eugene 1900
Ahlborn, C.A. 1885
Aiken, Marquise 2013
Alberts, Butch 1969, 70, 71
Alexander, Edwin 1939
Allen, Darryl 1964, 65, 66
Allen, Ernest 1991, 92, 93, 94
Allen, Jim 1945
Allen, John 1909, 10, 11, 12
Allen, Marvin 2001
Allgyer, Don 1958
Alli, Kazeem 2006, 07, 08, 09
Allonce, Hakeem 2015
Alonzo, Shai 2013
Altamer, Harold 1916, 17
Ambers, Willie 1976, 77
Amburgy, Bob 1966, 67, 68
Ames, Edward 1917
Amlin, Kenny 1945
Anderson, Chazz 2008, 10
Anderson, John 1960
Anderson, Josh 1994, 96, 97, 98
Anderson Paul 1990, 91, 92
Anderson, Roger 1939
Anderson, Trevor 2005, 06
Anderson, William 1947, 48
Andino, Lazaro 1985
Andreadis, Harry 1951, 52, 53, 55
Andrew, Timmy 1989, 90
Androit, Don 1977, 78, 79, 80
Angulo, Christian 2016
Annen, Blake 2010, 11, 12, 13
Anthony, Floyd 1950, 51, 52
Antoun, Mason 2014, 15
Apke, Joe 1983, 84
Archer, Mickey 1978
Archer, Terry 1984, 85
Archie, Chris 1998
Arena, John 1988, 89, 90, 91
Armagost, Reed 2016
Armstead, Fred 1997
Armstrong, Robby 2008, 10
Arnold, Terry 2003
Asbeck, Chris 1985, 86, 87, 88
Ashworth, Caleb 2016
Atkinson, Santo 1972, 73, 74
Aukerman, Norm 1954, 55, 56
Austin, John 1967

B

Baarendse, Bruce 1978, 79, 80, 81
Babcock, Joe 1945
Babylon, Elva 1928
Bachman, Charles 1903
Bachman, Jay 1965, 66
Bachman, Nathan 1922, 23
Bachman, Stanley 1907
Backherms, Alvin 1915, 16
Bacon, Jon 1993, 94, 95
Baehr, Lenoard 1913, 14, 15
Baer, Carl 1897, 98, 99
Bahman, Robert 1890
Baker, Chad 1994
Bailey, Art 1976, 77

Bailey, Bill 1964, 65
Bailey, Gilbert 1890
Balkum, Milt 1966, 67, 68
Ballard, Brad 1980, 81
Ballard, Clark 1932, 33, 34, 35
Ballard, Terry 1964, 66
Ballman, Harry 1931
Banks, Aldolphous 1965
Banks, Ed 1959, 60, 61
Banschbach, Chad 2014, 16
Bardaro, Joe 1968, 69
Barklow, J. Paul 1929, 30
Barnett, Marcus 2007, 08, 09, 10
Barney, Ernest 1929, 30
Barone, Robert 1985
Barrett, Dan 1979, 80, 81, 82
Barrett, Dennis 1965
Barrett, Mike 1966, 67, 68
Barwin, Connor 2005, 06, 07, 08
Bass, Butch 1973, 74, 75, 76
Bass, William 1896, 97
Bates, Doug 1989
Bates, Hugh 1901
Battle, Dominique 2008, 09, 11, 12
Bauer, Bert 1947
Bauer, Edwin 1917, 18
Bauer, Wilber 1923, 24
Beal, Demitri 2011, 12
Beal, Eric 1995, 96
Beard, Camaron 2011, 12, 13, 14
Beard, Brayden 2016
Beck, Gene 1982, 83
Beckman, Roland 1957
Beckum, Steve 1976, 77
Bedway, John 1940, 41, 42
Beebe, Henry 1909
Belaw, Steve 1985
Bell, Bob 1968, 69, 70
Bell, Chris 1979, 80
Bell, Farley 1978, 79
Bell, Steve 1974, 75, 76
Bellamah, Howard 1947, 48, 49
Bellisari, Mike 1978
Benham, Robert 1932
Bennett, Mike 1987, 88
Bennett, William 1890
Bennie, Dan 1967
Benton, Butler 2004, 05, 06, 07
Benzinger, Joseph 1949, 50, 51
Berry, Dwayne 1976, 77, 78
Berry, W. Durrant 1894, 95
Bertholf, Bruce 1969
Bertram, Bill 1957, 58, 59
Bertucci, David 1998, 99
Betterman, H. W. 1886, 87
Bettis, Jim 1979, 80, 81
Bible, Dana 1973, 74, 75
Bible, Daryl 1979, 80
Biedinger, Harry 1908
Biggs, Ken 1996, 97, 98
Billings, DeMarcus 1999, 00, 01, 02
Binns, Armon 2007, 08, 09, 10
Birt, Charles 1924, 25
Bissmeyer, Albert 1910, 11, 12
Bittekofer, Jack 1948, 49
Bjorson, Kris 1989, 90, 91, 92
Black, Charles 1956, 57, 58
Black, Sam 1995
Blackwood, Paul 1993, 94
Blair, Greg 2012, 13
Blake, Tom 1946, 47, 48
Bland, Charley 1973
Blank, Denny 1966, 67, 68
Blascovich, Ben 1957, 58

Blasick, Frank 1961
Blau, John 1913
Blaylock, Jeff 1991, 92, 93, 94
Blum, Bob 1950
Bockhorst, Mike 1988
Bodine, Troy 1983, 84
Bodnar, Bob 1958
Boehme, Doug 1977
Bohl, Harold 1928, 29
Bohnert, Doug 1976
Bohrer, Robert 1938, 39
Bolar, Diron 1993, 94
Bolis, Ed 1970, 71, 72
Bolser, Harvey 1945
Bolton, Jeremy 2004, 06
Bomar, Maalik 2009, 10, 11, 12
Bond, Deyshawn 2013, 14, 15, 16
Bonds, Jay 1974, 75
Bonner, Cornelius 1996, 97, 98
Booker, Vaughn 1987, 91
Boone, Jonathon 1992
Boone, Mike 2014, 15, 16
Boose, Taylor 2016
Booze, Bill 1980, 81, 82, 83
Borgella, Jocelyn 1990, 91, 92, 93
Boslet, Dan 1992, 93
Boss, Ralph 1915
Bowen, Joseph 1923
Bowie, John 2003, 04, 06
Bowman, Marvin 1985, 87, 88, 89
Box, Harry 1902
Boyle, Dan 1976
Boyle, Terry 1952
Bradford, Ray 1923, 24, 25
Bradford, William 1923, 24, 25
Bradner, George 1923
Brayboy, Gerard 1996, 97, 98
Brazile, Landon 2015, 16
Brennan, Tim 1982, 83
Brill, Don 1948, 49, 50
Brilliant, Pierre 1995, 96, 97
Brinson, Jerome 1982, 83
Britford, Mike 1990, 91, 92, 93
Brockman, Don 1971, 72, 73
Brokaw, G. 1905
Brookins, Mike 1978, 79, 81
Brooks, Arnold 1986
Broughton, Cortez 2015, 16
Brown, Aaron 2014
Brown, Bobby 2014
Brown, Kevin 2012, 13, 14, 15
Brown, Mike 2002, 03
Brown, Rob 1983
Brown, Robert 1989, 90
Brown, Ryan 2004, 05
Brown, Scott 1990, 91, 92
Brown, William 1931, 32
Brunhoff, Henry 1920, 21
Brunn, Gary 1976, 77
Brunt, Ray 1993, 94, 95, 96
Bruscianelli, Franklin 2015, 16
Bruscianelli, Jack 1988, 89
Bryant, Damon 1990, 91
Bryant, Lester 1914, 15
Bryant, Ron 1968, 70, 71
Buchanan, Harry 1910, 11, 12
Buckley, Deionte 2012, 15, 16
Buell, Harry 1887
Buerger, Frederick 1911, 12, 13
Bujnoch, Austen 2010, 11, 12, 13
Bujnoch, Digger 2004, 05, 06, 07
Bunker, Al 1933
Burdick, Frank 1933
Burdick, Shaun 1983, 84, 85, 86

Burleson, Mike 1967
Burns, Victor 1903
Burrow, Jeff 1996, 97, 98, 99
Bursiek, Ralph 1928, 29, 30
Burton, Chris 2014, 15, 16
Burwell, Tyreek 2014
Bury, Brad 2005
Bush, Eric 1988, 91
Butcher, H. G. 1899
Butler, Aaron 2000, 01
Butler, Greg 1971, 72, 73
Butz, Charles 1895, 96
Butz, John 1976, 77, 78
Byers, Ken 1959, 60, 61
Byrd, Jim 1967
Byrd, Terrill 2005, 06, 07, 08
Byrd, Vince 1997, 98

C

Caldwell, J.H. 1985, 87
Caldwell, Robert 1905
Caleca, Joe 1978, 79, 80, 81
Callahan, Luke 2015
Callicott, Franklin 2002, 03
Cameron, Mike 1966
Campbell, Garrett 2016
Campbell, Jack 1951, 52, 53, 54
Campbell, Mike 1973, 74
Canard, Terry 1972, 73
Canary, Dave 1957, 58, 59
Canfield, Trevor 2005, 06, 07, 08
Cannon, Tim 1982, 83, 84
Capelle, Lou 1939
Capelle, Smith 1938, 39, 40
Carey, Craig 2007, 08, 09
Carey, Collin 2003, 04
Carmon, Chris 1988, 89, 90, 91
Carmon, Jim 1989, 90, 91, 92
Carozzoni, Joe 1978, 79, 80, 81
Carpenter, Dan 1962
Carpenter, Jon 2004, 05, 06, 07
Carreker, Vincent 1985
Carson, Arch 1885, 86, 87, 88, 89
Carter, Lewis 1998, 99, 00, 01
Carthan, Larry 1980, 81, 82
Carvitti, Tony 2003, 04, 05, 06
Casey, Steve 1990, 92
Casola, Sal 1971, 72, 73
Casseus, Clemente 2012, 13
Catanella, Nick 1971, 72
Catchings, Toney 1985, 86
Catenacci, John 1976
Catlow, William 1887
Cauley, Darrell 1961, 62, 63
Cedeno, Edgar 1995
Celek, Brent 2003, 04, 05, 06
Certain, Doug 1981, 82
Chambers, Clark 1972
Chambers, William 1892, 93
Champion, Hassan 1995, 96, 97, 98
Chapman, H.G. 1916, 17
Charity, Bob 1976, 77
Charls, George Herbert 1898, 99
Chase, John 1975
Chatman, Antonio 1999, 00
Chayra, Steve 1996, 97
Cheatham, Camerron 2009, 10, 11, 12
Cheatham, Obadiah 2009, 10
Cherkiss, Bob 1972
Chenault, Arryn 2010, 11, 12, 13
Cherne, Dave 1960
Cherrington, Frank 1904
Childress, Rick 1984, 85, 86
Chiodi, Andy 1960, 61



Chirchella, Mike 1979, 80
Chisolm, Dwayne 1979, 80, 81, 82
Chisum, Alex 2011, 12, 14, 15
Chlebeck, Tom 1967
Chrisman, Claude 1893
Citron, Herbert 1945
Claggett, Thomas 2005, 06
Clancey, J.A. 1904
Clark, Cornelius 1981, 82, 83
Clark, Michael 1976, 77, 78, 79
Clark, Mike 1973, 74, 75
Clemens, Mel 1951
Clements, Malik 2015, 16
Cleveland, Errol 1981, 82, 83
Clifford, Tyler 2008
Climer, William 1928, 29
Clyde, Edgar 1913
Cobb, Bob 1976
Cobb, C.J. 2007, 09, 10
Cobb, Fred 1976, 77, 78
Cobb, Gardner 1973, 75, 76, 77
Cockowski, Jim 1963
Cockrell, Johnathan 1988, 89, 90, 91
Coffee, Shane 1989
Cogswell, Tyler 2014, 15, 16
Cokes, Shawn 1989
Cole, Lowery 1996, 97
Cole, Nate 2013, 14, 15, 16
Cole, Trent 2002, 03, 04
Coleman, Grant 2013, 14, 16
Coleman, Marcus 1994
Collaros, Tim 1967
Collaros, Zach 2008, 09, 10, 11
Collett, Steve 1970
Collins, Doug 1965, 66, 67
Collins, Jack 1969
Collins, Baker, Jason 1997, 98, 99, 00
Colosimo, Michael 2014
Colton, Anthony 2002, 03
Comchoc, Rudy 1954, 55
Conatser, Ken 1959, 60, 61
Conatser, Will 1952, 53, 54
Concilla, Joe 1951, 52, 53
Connell, Mike 1974, 75, 76, 77
Conner, Chuck 1957
Constable, Charles 1917, 18, 20
Converse, Howard 1959, 60
Copeland, Marquise 2015, 16
Cook, Brent 1969, 70
Cook, Greg 1966, 67, 68
Cook, Jim 1936
Cook, Walter 1900, 01, 02
Coons, Edgar 1921
Cooper, Jackie 1988, 89
Cooper, Robert 1996, 97, 98, 99
Cooper, Russell 1980
Coppess, Jason 1990, 91, 92, 93
Coppola, Bob 1999, 00
Coppola, Ted 1963, 64
Costello, Walter 1902
Cornett, Torry 2006, 07, 08
Couch, John 1885
Couch, Ron 1955, 56, 57
Cousins, Mike 1970, 71
Cowan, Steve 1969, 70, 71
Coyle, Max 1939, 40
Craggette, Hosea 1970, 72
Craig, Angelo 2005, 06, 07
Craig, Lewis 1931
Crampton, Frank 1928
Crawford, Mark 1980, 81, 82, 83
Cretors, Paul 1940
Crist, Ray 1924
Croake, William 1916, 17

Crolley, Frank 1920, 21
Cross, Frank 1891
Croucher, James 1940
Crumrine, Chuck 1956, 57, 58
Cry, Leonard 1986, 87, 88
Crysdale, Jamie 1989, 90, 91, 92
Cummins, James 1937
Cunningham, Eldon 1899, 1900
Cunningham, Korey 2014, 15, 16
Cureton, Andre 2010, 13
Curl, Joe 1979, 80
Curry, Jim 1962, 63
Curry, Phillip 1994, 95, 96, 97
Curtis, Kyle 2016
Cusumano, Mike 1977, 78
Cygan, Joe 1969
Cynkar, Lou 1967

D

Dablow, Steve 1967
Daley, Jim 1976, 77, 78
Dallen, Tom 1993, 94
Daniels, Alex 2008, 09
Daniels, Kwesi 1998
Daniels, Matt 1985
Daniels, Mike 2003, 04, 05, 07
Daniels, Quincy 1972
Darden, Malcolm 1983, 84
Darling, Antwan 2010
Daum, Fred 1938, 39
Davila, Nick 2005, 06
Davis, Adolph 1910, 11, 12
Davis, Antonio 1999, 00
Davis, Bill 1985, 86, 87, 88
Davis, Bryan 1999
Davis, Dorian 2009
Davis, Evan 2008, 09, 10, 11
Davis, G. Allen 1931, 32, 33
Davis, Hank 2005
Davis, Joe 1963
Davis, Larry 1961
Davis, Michael 1991, 92, 93
Davis, Wilford 1916, 17, 18
Dawley, Cedric 2003
De Rosa, Charles 1963
Deatherage, J.R. 2000, 01
DeFillipo, Nick 2006, 07
DeGarmo, Al 1945
Deguara, Josiah 2016
Deinhart, Marty 1980
Del Bene, Dom 1951, 52, 53
Del Fine, Michael 1953
Del Rosa, Bob 1956, 57, 58
Del Rosa, Gus 1954, 55, 56
Delaney, Jack 1950, 51, 52
Delisi, Alex 2009, 10
DeLucia, Chet 1975, 76, 77
Dempsey, Adam 2012, 13
Denk, Ed 1956, 57, 58
Denk, Jim 1966
Denser, Clarence 1914, 15, 16
Derks, Mike 1984
DeRosa, Doug 1962, 65
DeTemple, Tom 2009, 10, 11
DeVincentis, Larry 1957
DeWalt, Carl 1974, 76, 77
DeWitz, Keith 1957
Dickerson, Richard 1903, 04
Dickson, William 1894, 95, 96
Diehl, George 1891
Dillhoff, Glen 1951, 52, 53, 54
Dingle, Nate 1990, 91, 92, 93
Dixon, Joe 1998, 99, 00
Dixon, Malloy 1938, 39, 41

Dixon, Rob 2002
Dixon, Ronnie 1990, 91, 92
Dixon, Troy 1987, 88
Dodd, Brian 2003
Dolinski, Joel 1994, 95, 96, 97
Doolin, Kirt 1998, 00, 01, 02
Dorsey, Ron 1970, 71
Doss, Sheldon 2016
Dost, Frank 1929, 30
Doston, Darren 2014
Douds, Andy 1936
Dougherty, Bob 1951
Dougherty, Jim 1947, 48, 49
Dowdy, DJ 2013, 14, 15, 16
Drane, Deven 2010, 11, 12, 13
Drake, Hall 1945, 46, 47
Draper, Matthew 2016
Drewery, Robert 2000, 01
Driscoll, Jim 1950
DuBray, Ernest 1907, 08, 09, 10
Duckens, Bob 1990, 91, 92, 93
Dudley, Walter 2002, 03, 05
Duenas, Mario 2006, 07
Dufford, Jack 1939
Duncan, Harry 1933, 34, 35, 36
Dunlap, Sheldon 1947, 48, 49
Dyke, John 1988

E

Eastlake, Steve 2003, 04, 05
Easton, Russell 1909, 10, 11, 12
Eaton, Lyman 1893, 94, 95, 96
Ebbers, Howard 1941
Eddington, Derrick 2003
Edwards, Steve 1979, 80, 81, 82
Edwards, Willis 1999, 00, 01, 02
Edwards, Zach 2013, 14, 15, 16
Egenolf, Tom 1981, 82, 83, 84
Ehinger, Parker 2012, 13, 14, 15
Eiben, Larry 1967, 68, 69
Elfers, Jake 2016
Eilerman, Joe 1977, 78, 79
Eilers, Henry 1917, 18, 19, 20
El, Amin, Khalil 2005, 07, 08
Elchynski, Ted 1959
Elliott, Dante 1998, 99, 00
Elminger, Steve 1985
El, Mubarak, Muhammed 1991, 93, 94, 95
Emerson, Lowe 1896
Emmerich, Charles 1936
Emmerich, Gus 1935
Enzor, Jamar 2001, 02, 03, 04
Ertle, Ron 1969, 70, 71
Ervin, Chet 2002, 03, 04, 05
Estadt, Dick 1960
Evans, Jarred 2015
Evans, Percy 1995, 96, 97, 98
Evans, Phil 1956
Evans, Troy 1999, 00
Everham, Arthur 1900, 01

F

Fabini, Jason 1994, 95, 96, 97
Fabis, Glenn 1976, 78, 79, 80
Farfsing, Patrick 2003, 04, 05, 06
Faris, Jim 1945
Farkas, Glenn 1987, 88, 89, 90
Farrell, Tom 1961
Faulkner, Dave 1952, 53, 54
Fayton, Robert 1980
Fearing, Adam 2012
Feaster, John 2002, 03
Fein, Rick 1973, 75
Felchner, Bill 1971

Felder, Darrius 1993, 94, 95, 96
Feldhaus, Bill 1934, 35, 36
Felsner, Glen 1983
Fenker, Clem 1911, 12, 13
Fenlon, Robert 1946, 47, 49
Fennekohl, Art 1927
Fennel, Adolph 1900, 01, 02
Fennell, Clem 1970, 71, 72
Fenzel, Al 1945
Ferguson, Bill 1939
Ferguson, Chris 2015
Ferguson, Delbert 2006, 07, 08
Ferguson, Shawn 1995, 97, 98
Fette, Sam 2016
Fick, John Edward 1918
Fields, Ivan 1999, 00, 01, 02
Filger, Joseph 1925, 26, 27
Finch, Neil 1907
Fink, David 1988, 89
Fishback, Victor 1914, 15
Fisher, Frank 1907
Fisher, N.V. 1927, 28
Fitz, Kimoni 2015, 16
Fitzgerald, Chuck 1991, 92
Fitzgerald, Leroy 1931, 33
Fitzgerald, P.H. 1920, 21
Flach, Fred 1903, 04
Flaherty, Mike 1965
Fleming, Bob 1945
Fletcher, Alan 1991, 92, 93
Fletcher, Tom 1969, 70
Flick, Ben 2013
Flohr, Ralph 1909, 10, 11, 12
Flores, Chris 2006, 07
Fogler, Jim 1981, 82, 83
Foley, Albert 1937
Foley, Louis 1893
Foley, William T. 1905, 06
Ford, Ed 1966
Ford, Marion 1971, 72, 73
Foreman, Butch 1967, 68, 69
Foreman, William 1896, 97
Forrest, Ted 1998, 99, 00, 01
Forrest, Tom 1970, 72, 73
Foster, Deno 1981, 82, 83, 84
Foster, Marcus 2013
Foster, Trevor 1992, 93, 94, 95
Fournier, Randy 1977, 78, 79, 80
Fowler, Bill 1973, 74, 75
Fowler, Ken 1993, 94, 95
Francoise, Bill 1977
Francisco, Shaun 1990
Franklin, Cliff 1942
Franklin, T.J. 2010
Frankos, Nick 1982, 83, 84, 85
Franz, Ron 1957, 58, 59
Fratz, Arthur 1918, 20, 21, 23
Frazier, Andre 2001, 02, 03, 04
Freeman, E.R. 1885
Freese, Ollie 1942, 46
Frey, Carl 1918, 19
Frey, Drew 2009, 10, 11, 12
Friedman, Sid 1938, 39, 40, 41
Fries, Daniel 1914, 19, 20
Frisina, Mike 1977, 78
Fritsch, Louis 1899, 00
Fritz, Don 1951, 52, 53
Fry, Chip 1977
Fugere, Rich 1963, 64, 65
Fuller, Bobby 1998, 99
Fulop, Jeff 1988, 89, 90, 91
Fulton, Ivan 1995, 96
Furste, Wesley 1903

2017 CINCINNATI FOOTBALL

ALL-TIME LETTERWINNERS

G

Gaines, Wentford 1974, 75
Ganelli, Dave 1969, 70
Gant, London 1936
Gantert, Steve 1976, 78, 79, 80
Gantz, Andrew 2014, 15
Garden Lloyd 1998, 99, 00
Gardner, Josh 1999, 00, 01, 02
Garnes, Sam 1993, 94, 95, 96
Garnett, Robert 1991, 92, 93, 94
Garofolo, Joe 1974
Garrison, Mason 2016
Garvin, Dan 1937, 38, 39
Garvin, Milton 1937, 38, 39
Garvin, Pete 1946
Gates, Edward 1892
Gates, Mike 1979, 80, 81, 82
Geddis, Thomas 2016
Geiser, Bob 1957
George, Chris 1995
George, Eric 1985
George, Ron 1966
Geraci Sam 2014, 15, 16
Gerdson, Al 1939
Germany, Donald 2003, 04, 05
Giacometti, Dean 1940, 41
Giannandrea, John 1957, 58, 59
Gibboney, Larry 1936, 37
Gibbs, Kirk 1999, 00
Gibbs, Robert 1979, 80, 83
Gibson, Antonio 1981, 82
Gibson, Gene 1949, 50
Gibson, Jim 1942
Giddens, Antwan 2004, 05, 07
Giebel, Robert 1914
Gilbert, Tyrell 2015, 16
Gilliand, Sam 1936
Gilliland, William 1930, 31, 32
Giordano, Dan 2009, 10, 11, 12
Gilyard, Mardy 2005, 07, 08, 09
Gladney, Casey 2014
Glasgow, Charles 1920, 22, 23
Glasgow, Russell 1922, 23, 24
Glatthaar, Bradley 2004, 05, 06, 07
Glover, LaVar 1998, 99, 00, 01
Godlewski, Stan 1951, 52, 53
Goebel, John 2006, 08, 09, 10
Gohenn, Richard 1910, 11, 12
Goist, Dick 1951, 52, 53, 54
Golden, Jared 2012, 13
Golding, William 1937
Goldmeyer, Clifford 1929, 30, 31
Goldner, Phil 1960, 61, 62
Golic, Jake 2014
Goodman, Dominick 2005, 06, 07, 08
Goodman, Don 1982, 83
Goosby, Darryl 1981, 82
Goosman, Herbert 1913, 14, 15
Gordon, Alex 1983, 84, 85, 86
Gordon, Glenn 1979
Gordon, Jack 1951, 55, 56
Gordon, Walt 1956, 57, 58
Gorton, Mike 1968
Gossett, DeJuan 1997, 98, 99, 00
Gotovac, Nick 1984, 85
Grace, Ralph 1936
Grad, John 1960, 61
Grady, Tim 1969, 70
Graham, Jeff 1986, 87
Graham, Mike 1942, 46, 47
Gramann, Mike 1983, 84
Grammer, Donald 1950, 51, 52
Grant, Reggie 1992, 93, 94
Graves, Bill 1957, 58, 59

Graves, Jeremy 2012, 13
Grawe, William 1930
Gray, Devin 2016
Gray, Geoffrey 1903
Graydon, Joseph 1893
Green, Bo 1978, 79, 80, 81
Green, George 1898
Green, Gordon 1954, 55, 56
Green, Jim 1967
Green, Tion 2012, 13, 15, 16
Green, Trey 1983, 84, 85, 86
Greenbaum, Walter 1900
Greene, Marcellus 1977
Greenlees, Campbell 1889
Gregg, Clifford 1915, 16, 17
Gregg, Daniel 1909
Gregg, Ellis 1914, 15, 16
Gretchen, Mike 1940, 41, 46
Greuenschaeger, Steve 1985
Griest, Howard 1941
Griffin, Brad 1983, 84
Griffin, Samuel 2007, 08, 09, 10
Grigas, Charles, 1963
Griggs, Mark 1978
Grimes, Mike 1977
Grimsley, Dan 1988, 89, 90, 91
Grooms, Terry 1993, 94, 95, 96
Grothaus, Keith 1975
Grubb, Ted 1997, 98
Gruzza, Dustin 2005, 06, 07, 08
Guidugli, Ben 2007, 08, 09, 10
Guidugli, Gino 2001, 02, 03, 04
Gulick, Richard 1936
Guyot, Noel 1951, 52, 53, 54
Guzda, Mike 1990, 91, 92, 93
Gwynne, Dave 1959

H

Haas , Elwood 1917
Habekotte, Georgia 1916
Haby, Linus 1934, 35, 36
Haehle, Elmer 1909, 10
Hagans, Aaron 1977, 78, 79
Hagler, Tyjuan 2002, 03, 04
Hailey, Ben 1980, 81, 82, 83
Haley, Reuben 2011
Hall, Chas 2000
Hall, James 1932, 33, 34, 35
Hall, JaJuan 2003, 04, 05, 06
Hall, Lionel 1939, 40
Hall, Richard 2002, 03, 04
Hall, William O. 1911, 12
Hallerman, Lee 1924, 25, 26
Hallett, Arthur 1928, 29, 30
Hamilton, Joe 1998, 99
Hamm, Tremell 1993
Hammel, John 1887
Hampton, Guy 1979
Hancock, Steve 2010, 11
Handwerker, David 1978, 79
Hankes, Francis 1918
Hanna, Clarence 1945
Harden, Zeke 1971, 72
Harder, Tim 1988
Hardin, Ollie 1949
Harding, Darrell 1992, 93, 94, 95
Hargrove, Carl 1981, 82, 83
Harlan, Nate 1950, 51, 52
Harless, Ted 1961
Harned, Mark 1914
Harp, Lance 1991, 92, 93
Harp, Larry 1960, 61
Harper, Eric 1997, 98
Harrah, Brad 2012, 13, 14

Harris, David 2000, 01, 02
Harris, Rob 1982
Harris, Rodney 1990
Harrison, Joe 1999, 00, 01
Harrison, William 1929, 30
Harrison, Reggie 1971, 72, 73
Harry, Joseph 1885, 86
Hart, Dennis 2002, 03
Hartkopf, Leif 1979, 80
Hartman, Jim 1942
Hartong, Hank 1961
Hartsfield, Terrell 2013, 14
Hartzell, Morton 1894, 95
Harville, Cecil 1952
Harvin, Allen 1978, 79, 80, 81, 82
Harwell, Tedric 2001, 02, 03, 04
Haslinger, Lee 1949, 50, 51
Hatcher, Bryant 1989
Hauk, Joe 1948, 49
Hauser, Dan 1975
Hausfeld, Robert 1987, 88
Hawkins, Artrell 1994, 95, 96, 97
Haydon, John 1891
Hayley, Reuben 2010
Hayes, Ron 1974, 75, 76
Hays, Harry 1887, 88
Hays, Larry 1960, 61, 62
Hazel, Kevin 2002, 03
Hazelton, Vidal 2010
Hebbeler, Joe 1959
Heffron, Ron 1983, 84
Heidorn, Ray 1966, 67
Heil, Alex 2016
Heil, Phillip 1931, 32, 33
Heineman, Scott 1977, 78, 79, 80
Heinold, Frederick 1916, 19, 20
Heinz, Bill 1969
Heitkamp, Greg 1987, 88
Heizmann, Les 1948
Helm, Tony 1979, 80, 81, 82
Henderson, Jim 1969, 71
Hendricks, Charles 1903
Heneveld, Craig 1969, 70, 71
Hergott, Greg 1998, 99
Herman, Roman 1924, 25, 26
Hermann, John 1930, 31
Hernandez, Oscar 1983
Hess, Barry 1961
Hessell, Edward 1932
Hessler, Harvey 1924
Heuck, Alphonso 1887
Heuck, Robert 1909, 10, 11, 12
Heuck, Walter 1910, 11
Hewitt, Chris 1993, 94, 95, 96
Hibbard, Merrill 1893, 94, 95, 96
Hice, Nate 1999, 00
Hice, Joe 1985, 86, 87, 88
Hicks, Louis 1913
Higgins, Phil 1961, 62, 63
Hilli, Howard 1978
Hilliard, Mike 1970, 71
Hilton, Tomaz 2008, 09, 10, 11
Hines, Quintin 2009
Hinson, John 2003
Hoeh, Jim 1972, 73, 74
Hoffman, Alex 2008, 09, 10, 11
Hoffmeister, Charles 1905, 06, 09
Hogg, Cassius 1888
Hoke, Anthony 2004, 05, 06, 07
Hollaender, Dave 1945
Holland, Robert 1902, 03
Holloman, Joshua 2016
Holly, Daven 2001, 02, 03, 04
Holmes, Fred 1937

Holstein, Jim 1950
Holterhoff, Ralph 1892, 93, 94
Holthaus, Denny 1969, 71, 72
Holton, Johnny 2014, 15
Hood, 1909
Hooley, Sean 2010, 11, 12
Hoog, Don 1988, 89
Hoog, Doug 1988, 89, 90, 91
Hoose, Jim 1964, 65, 66
Hoover, Adam 2000, 01
Hopkins, William 1918, 19
Hoppel, Adam 2006, 07, 08
Horne, Bruce 2010, 11, 12
Horschel, Joe 1969, 70
Horton, Antoine 2003, 04, 05, 06
Householder, Mark 1978, 79, 80
Houser, Don 1990
Howard, 1905
Howard, Charley 2007, 08, 09
Howard, Steve 1984, 85
Howell, Bob 1961, 62, 63
Howles, James 1924, 25
Hrnyak, Nick 1968, 70
Huber, Daryl 1985, 86, 87, 88
Huber, Kevin 2007, 08
Hubble, Myron 1928
Hucke, Raymond 1928, 19, 20
Hudson, Reggie 1991, 92, 93, 94
Hughes, Donnell 1989
Hughes, John 2008, 09, 10, 11
Humphrey, Hayden 1988
Humphrey, Will 1991
Humphrey, Wilson 1989, 90
Hundemer, Will 1950, 53
Hunt, Ashley 1997, 98, 99, 00
Hunt, Jack 1945
Hunt, Jason 2001, 02
Hunter, Billy 1970, 71, 72
Hunter, Denton 1971
Hunter, Dwayne 1987
Hunter, Paul 1974
Hurley, Edward 1904
Hurst, Mike 1981, 82
Husic, Bob 1950, 51, 52
Hyland, Kevin 2014, 15
Hyndman, Fred 1909
Hynes, Robert 1923
Hynoski, Fred 1960, 61, 62

I

Iber, Frank 1920, 21
Ibold, 1904
Iglauer, Samuel 1891, 92, 93, 94
Inott, Ralph 1904, 05, 06, 07
Insalaco, Phil 1986, 87, 88
isham, Phillip 1894
Isom, Jasen 1997, 98
Ivanovich, Mike 1977
Ivey, Gene 1924
Ivy, Scott 1981, 82, 83, 84

J

Jackson, Andre 1983, 84, 85, 86
Jackson, Anthony 1991
Jackson, Boyd 1983, 84, 85
Jackson, Brad 1994, 95, 96, 97
Jackson, Campbell 1917
Jackson, David 1995, 96, 97, 98
Jackson, Denny 1968, 69
Jackson, Dwight 2011
Jackson, Earnest 2004, 05, 06, 07
Jackson, Jeremy 2001, 02, 03, 04
Jackson, Jonathan 2002, 03
Jackson, Kevin 1994



Jackson, Ray 2000, 01
Jackson, Tony 1965, 66, 67
Jacobs, Carter 2014, 15, 16
Jacobs, Don 1939
Jaeger, James 1951
James, Dick, 1969, 70, 71, 72
James, Morgan 2016
Jamison, George 1980, 81, 82, 83
Jansen, Don 1949, 50
Jarrett, Harry 1983
Jarvis, Dick 1950, 51
Jefferson, Bob 1987, 88
Jenike, Bill 1952
Jenkins, Brian 1990, 92, 93
Jenkins, Gary 1971, 72
Jenkins, Keith 1975, 76
Jenkins, Mark 1982, 83
Jenkins, Mel 1982
Jenkinson, Bryce 2015
Jessen, Tom 1947, 48
Jeter, Frank 1975, 76, 77
John, Patrick 1991, 92, 93
Johnson, Albert 1969, 70, 71
Johnson, Avery 2016
Johnson, Carl 1989
Johnson, Clyde 1890, 91, 92, 93
Johnson, Doug 1997
Johnson, Ed 1986, 87
Johnson, Eddie 1997, 98, 99, 00
Johnson, Ellis 1978, 79
Johnson, Murray 1952, 53
Johnson, Nils 1989, 90
Johnson, Paul 1956
Johnson, Reuben 2009, 10
Johnson, Richard 1989, 90, 91
Johnson, Ron 1976, 77
Johnson, Scott 2008
Johnson, Travis 2013
Johnson, Tshumbi 2016
Johnson, Walter 1985, 86, 87
Johnston, DeWayne 1999, 00, 01
Jolitz, Evan 1972
Jones, Andre 2013, 14, 15
Jones, Ben 1963
Jones, Brad 2006, 07, 08, 09
Jones, Carl 2002, 03
Jones, Demetrius 2009
Jones, Dick 1938, 39, 40
Jones, Doug 2004, 05, 06, 07
Jones, Ed 1973, 74, 75
Jones, George 1978, 79
Jones, Jeff 1987, 88, 89, 90
Jones, Ryan 2016
Jones, Travis, 1989, 90
Jones, Tyjuan 2005
Jordan, Alvin 1992
Jordan, Jerrell 2013, 14
Jordan, Ken 1965, 66, 67
Judge, Joe 1998, 99
Julian, Damon 2011, 12
Julian, James 2002
Jurek, Chris 2007, 08, 09
Justice, Howard 1916, 17, 18

K

Kaemmerle, Carl 1932, 33
Kane, Bob 1950, 51
Kane, Dick 1948, 49, 50
Kantor, Bob 1960
Kapetanis, Tony 1977, 78, 79
Karlis, Rich 1978, 79, 80
Katenkamp, Tom 1977
Kattus, Mike 1960, 61
Katz, Dale 1990, 91, 92

Katzeff, Rick 1972
Kaufman, Earle 1933, 34, 35
Kay, Brandon 2012, 13
Keane, Mike 1948
Keck, Tinker 1997, 99
Keebler, Cory 2011, 12, 13
Keinath, William 1937
Keith, Tye 1999, 00, 01, 02
Kelce, Jason 2007, 08, 09, 10
Kelce, Travis 2009, 11, 12
Kelchner, Orville 1938, 39, 40
Kelchner, William 1940
Keller, George 1924
Kellett, Dan 1978, 79
Kelly, Dellano 1984, 85, 86, 87
Kelly, James 1973, 74, 75
Kelly, Jim 1947, 48, 49, 50
Kelly, Mike 1968, 69
Kelly, Mike 1986, 87
Kemper, Roger 1887, 88
Kemper, Roger Hall 1897
Kennedy, Edward 1910, 11, 12, 13
Kenner, Deontey 1997, 98, 99, 00
Kennett, William 1902
Kibler, Carl 1916
Kiel, Gunner 2014, 15, 16
Kimbrough, Craedel 1992, 93, 94, 95
Kinard, Antonio 2015, 16
King, Anthony 2011, 12, 13
Kinney, Clark 1957
Kinney, Ransom 1918
Kinsey, Boyden 1891, 92, 93, 94
Kinsey, Lawrence 1929, 30
Kinsler, Latish 1990, 91, 92, 93
Kirkpatrick, Ville 1902
Kirstein, Paul 1936
Klein, Chester 1912, 13
Kleinhenz, Mike 1971, 72, 73
Klimczak, Stan 1947, 48, 49
Kloboves, Ed 1977, 78, 79
Klusman, Len 1945
Knapp, Fred 1933
Kneisner, Bill 1945
Knight, Earl 1952, 53
Knighten, Willis 1990
Knutson, Matt 1995
Kobalka, John 1994, 95, 96, 97
Koehler, Walt 1959
Koehler, William 1916, 17
Koester, Kyle 2003
Kohl, Chris 1988, 89
Koman, Larry 1965
Konkel, Ron 1956
Kopich, Bob 1962, 63, 64
Kopich, Frank 1963
Koppenhoeffer, Ted 1975
Kostelnik, Ron 1959, 60
Kouri, Larry 1955, 56
Kovac, Ed 1957, 58, 59
Koynock, Joseph 1990
Krampe, Hugo 1908, 09, 10, 11
Krapp, Frank 1897
Kraske, William 1940, 41
Kratt, Emil 1920
Kreimer, Alfred 1904, 05
Krimmer, Dan 1992
Kuck, Edward 1911, 12, 13
Kugler, Marlay 1902, 03
Kuhn, Hugh 1918
Kurnick, Howie 1975, 76, 77, 78

L

Ladd, Anthony 1993, 94, 95, 96
LaForgia, Justin 2002

Lambert, Pat 2009, 10, 11, 12
Lancaster, McKinley 1983, 84
Lang, Frank 1999, 00, 01
Langen, Dave 1903
Langenbeck, Dick 1946, 47
Langenheim, William 1891, 92
Langenheim, Ralph 1914, 15, 16
Lathan, Dave 1985, 86
Lattimore, Kenwood 2002
Laub, John 1930
Lauck, James 1936
Laurence, Daniel 1890, 91, 92, 93
Laurie, Joe 1970, 71, 72
Lavelle, Pat 1985, 86, 87, 88
Lawson, Sig 1954, 55, 56
Lawson, Stanley 1885
Lawson, Tom 1988
Lea, Este 1891
Leach, John 1960
Leahy, Pat 1984
Leahy, Ryan 2013, 14, 15, 16
Lease, John 1923, 24, 25
LeBoutillier, George 1894
Lee, Greg 1999, 00
Lee, Harold 1974, 75, 76
Lee, Jack 1957, 58, 59
Lefeld, Eric 2011, 12, 13, 14
Legaux, Munchie 2010, 11, 12, 14
Leininger, Arthur 1932, 33
Leins, Dave 1956
LeKamp, Lester 1929, 30
Lemire, Jamie 1992, 93, 94, 95
Leo, Jim 1957, 58, 59
Leshnak, Bob 1984, 85, 86, 87
Lewis, Dave 1971, 72
Lewis, Dyjuan 2011
Lewis, Ernie 1967, 68
Lewis, John 1985, 86, 87
Lewis, Kahilil 2015, 16
Lewis, Melvin 2000
Lewis, Mike 1993
Lewis, Robert 1930, 31
Lewis, Thaddeus 2002, 03
Lewis, Walter 1984
Liggins, Keathus 1983
Liggons, Dave 1976
Liggons, Tom 1973, 74, 75
Lilly, E.J. 2001
Lindsey, Chad 1990
Linkenbach, Jeff 2006, 07, 08, 09
Linneman, Joseph 1920, 21
Lisek, Jason 2000
Lloyd, John 2013, 14
Logan, Freddie 1981, 82
Lonchar, Thomas 1939, 40
Longo, Sam 2012, 13
Looney, Steve 1986
Louis, Michael 1978, 79, 80, 81
Love, Leon 1958, 59, 60
Love, Ka'Son 2001, 03
Love, Mike 1999, 00
Love, Willis 1975, 76
Lovell, Kevin 2004, 05, 06
Lowenstein, Harry 1887
Lozano, Roney 2010, 12
Lozier, Colin 2009, 10, 11, 12
Luallen, Jordan 2011, 12, 13
Luc, Jeff 2013, 14
Lucas, Rob 1995, 96, 97, 98
Lucas, Steve 1973, 74, 75
Lucius, A.J. 2001, 02, 03, 04
Lucka, Rich 1965
Lunsford, Carlton 1930, 31
Lutmerding, Medard 1928, 29, 30

Lytle, James 1888
M
Maccioli, Ferd 1953, 54
Macejko, Tom 1965, 66, 67
Machi, Al 1969
Machle, C. 1922, 23
Macikas, Anthony 1939, 40, 41
Mack, John 1969, 70, 71
Macke, Joe 1962
Maddox, Arthur 1952
Maddox, Mike 1990, 93
Maddox, R.D. 1894
Maddux, Robert 1923, 24, 25
Madeya, Bill 1965
Mainello, Dominic 2013, 14
Mallory, Evan 2016
Malone, C.J. 1908, 09, 10
Malone, Jody 1985, 86
Malone, Roy 1939
Maloney, Tom 1940, 41
Mammarella, Jason 1997, 98, 99, 00
Manalac, Ryan 2005, 06, 07, 08
Manfredini, Chris 2003
Mann, David 1975, 76, 77
Manning, Tom 1965
Manny, Erwin 1936
Manor, Joe 1962
Marich, Robert 1951, 52, 53
Maroney, Barry 1955, 56, 57
Marsh, Stanley 1900
Marshall, DeJuan 1995, 96
Marshall, Linwood 1981, 82, 83
Martin, Harold 1924, 25
Martin, Jared 2006, 07
Martinez, Randy 2008, 10, 11
Marvaso, Tom 1973, 74, 75
Marx, Robert 1906, 07, 08
Masdea, John 1952, 53
Mason, Al 1970, 71, 72
Mason, Corey 2013
Massong, Bob 1977, 78, 79
Masterson, Mark 2000
Matthews, Dennis 1965, 66, 67
Matthews, Randolph 1894, 95, 96, 97
Matthews, Tom 1987, 88
Mathews, Ricardo 2006, 07, 08, 09
Matto, Andy 1950, 51, 52
Mauk, Ben 2007
Maxwell, Paul 1959, 60, 61
Mays, P.J. 1999
McAndrews, Anthony 1921, 22, 23
McBride, Randy 1969, 70, 71
McCabe, Bob 1964
McCafferty, Collin 2007, 08, 09, 10
McCall, Ed 1983, 84
McCann, Gene 1953, 54, 55
McCarthy, Mike 1967
McCarthy, Sean 1988
McCartney, Arch 1917
McClain, William 1950
McClellan, Sean , 12
McCleskey, DeMarco 1998, 00, 01, 02
McClung, Anthony 2010, 11, 12, 13
McClure, 1904
McCoin, Danny 1984, 85, 86, 87
McComas, Ralph 1910, 11
McCray, Frank 1902, 03, 04
McCullough, Kevin 2005, 2006
McCutcheon, Bob 1959, 60
McDonald, Bill 1949
McFadden, Kevin 1986
McFarland, Bob 1961, 62
McGarr, Tyler 2016

2017 CINCINNATI FOOTBALL

ALL-TIME LETTERWINNERS

McGee, Frank 1890, 91
McGee, Travis 2002, 03
McGill, Neil 1903
McGinley, Mike 1956
McGonegle, Jack 1965
McGraw, Rich 1983
McHenry, Ron 1967, 68
McKay, Mekale 2013, 14, 15
McKeever, Dan 1950
McKeever, Tom 1950, 51, 52
McKenzie, Donnell 2006
McKenzie, Roger 1950
McKinney, Al 1985, 86, 87, 88
McKnight, Butch 1969
McKnight, Don 1995, 96, 97, 98
McMillan, Don 1946, 47, 48, 49
McNamee, Ralph 1939, 40
McNeal, Yancey 1982
Meador, Mitch 2010, 11, 12, 13
Meador, Robert 1945, 48, 49
Meguiar, Robert 1936
Meier, Bob 1940, 41, 42
Meinerding, John 1980
Melina, Tom 1976
Melish, John Howard 1894
Menke, Bob 1971, 72, 73
Menke, Bob 1948, 49
Mercer, Dale 1980
Mercer, Matt 2001, 02, 03, 04
Mercer, Rich 1974, 76
Mercurio, Mark 1969, 70
Merkich, Bob 1967, 68, 69
Merriam, Dave 1963
Merritt, Marv 1954, 55
Messner, Max 1957, 58, 59
Metz, Walter 1930, 31
Meyer, Al 1927
Meyer, Urban 1984
Meyers, Phillip 1919, 20, 21
Mickens, Mike 2005, 06, 07, 08
Middendorf, Frank 1949, 50, 51
Middendorf, Matt 1985, 86, 87
Miliano, Tony 2011, 12, 13, 14
Miller, Bob 1965, 66, 67
Miller, David 1977
Miller, Ed 1966, 67, 68
Miller, Gene 1966, 67, 68
Miller, Henry 1973, 74, 75, 76
Miller, Joe 1953, 54, 55
Miller, Mike 1968, 69, 70
Milligan, Danny 2010, 11, 12
Milligan, Norm 1986
Mills, Brandon 2009, 10, 11, 12
Mills, Robert 1929, 30
Milner, Bob 1965, 66, 67
Milner, Hobson 1981
Minor, 1905
Minor, Jaylyn 2015, 16
Minor, Keith 2015, 16
Misall, John 1971, 72, 73
Misik, Jerry 1965, 66, 67
Mitchell, Brandon 2013, 14
Mitchell, Kevin 1991
Mitchell, Montrell 1999
Mitchell, Otis 1974, 75, 76
Mittweide, Harry 1939
Mizener, James 1993
Moche, Joe 1962
Moeschl, Scott 1980
Molden, Eric 1979
Momper, Jerry 1962, 63, 64
Monaghan, Doug 2001, 02, 03, 04
Monds, Mario 1999, 00
Monfort, Joseph 1988, 89

Monroe, Rodrick 1997
Montgomery, Dan 1966
Montgomery, James 1914, 15
Montgomery, Walter 1990
Montiel, Dave 1990, 91, 92
Moody, Willis 1989, 90
Mooney, Norm 1950
Moore, Charles 1901
Moore, Chris 2012, 13, 14, 15
Moore, Greg 2004, 05, 06, 07
Moore, Hayden 2015, 16
Moore, Justin 2008
Moore, Keith 1972
Moore, Rod 2013, 14
Moore, William 1978, 79, 81
Mooth, John 1951, 52
Morgan, Leo 2006, 07
Morgan, Mike 1973
Morgan, Richard 1962, 63, 64
Morrill, Albert 1897, 98
Morris, Jerry 1960
Morris, Joseph 1914, 15, 16
Morris, Tim 1978
Morris, Wellslake 1916, 17
Morrison, Joe 1956, 57, 58
Morrison, Max 2012, 13, 14, 15
Morrison, Robert 1908, 09, 10
Mortemore, Gary 1954, 55, 56
Morton, Mike 1983, 84
Morton, Pat 1963
Moser, Hank 1950
Mosketti, Bob 1954, 55
Mouhon, Kevin 2015, 16
Mouhon, Silverberry 2012, 13, 14, 15
Muche, Ray 1967
Mueller, Alfred 1907
Mueller, Bob 1942
Mukes, Roosevelt 1985, 86, 87, 88
Mumford, Eric 1972
Munlin, Vincent 1986, 87, 88, 89
Murcay, Mike 1945
Murphy, Chris 2016
Murphy, Jamey 2002, 03, 04
Murphy, Jim 1942
Murphy, Johnny 1981, 82, 83, 84
Murphy, Mike 1953, 54, 55
Murphy, Shawn 2000, 01
Murray, Delonte 2015
Murray, George 2001, 02, 03, 04
Murray, Justin 2013, 14, 15
Murray, Malcolm 2012
Mussey, Robert 1904, 05
Myers, Jim 1979, 80, 81, 82
Myers, Ralph 1973, 74, 75, 76
Myers, Steve 1979
Myers, Tom 1963

N

Nakamura, Haruki 2004, 05, 06, 07
Nash, Darryl 1986
Nau, Clyde 1933, 34, 35, 36
Nau, Robert 1930
Nelms, Lamonte 2006, 07, 08
Nelsen, Jim 1957, 58, 59
Nelson, Al 1962, 63, 64
Nelson H.D. 1920
Nelson, Jerry 1962, 63, 64
Nelson, Jim 1968, 69
Nelson, Ron 1965, 66, 67
Neville, Al 1963, 64, 65
Newman, Rush 1918
Newmann, Ed 1965, 66, 67
Newton, Jon 2005, 06, 07
Nichols, Mike 1976, 77

Nickel, Elbie 1940, 41, 42, 46
Nickel, Joe 1968
Niederhelman, Jerry 1972, 73
Niehaus, David 2016
Niehoff, Rob 1983, 84, 85, 86
Nieman, Howard 1896, 97, 98, 99
Nieman, Samuel C. 1896, 97, 98
Niemann, Jim 1954, 55, 56
Nimma, Lo 1925, 26
Nippert, James 1922, 23
Nirenberg, Dave 1967
Noble, Terry 1983, 85, 86, 87
Noll, Robert 1899
Nolting, Ray 1933, 34, 35, 36
Nolting, Roger 1945
Norton, Zach 2000, 01, 02, 03
Notacker, Brad 1982, 83, 84
Novak, Ed 1974, 75, 76

O

Oakes, Pat 1993, 94, 95
Oblak, Fred 1959, 60, 61
O'Brien, Dan 1987
O'Brien, Jim 1967, 68, 69
O'Connell, Jim 1974, 75, 76, 77
O'Conner, Tim 1981, 82
O'Donnell, Pat 2010, 11, 12
O'Donnell, Robert 1894, 95
Oeh, William 1936, 37
Oetjen, Gary 1975, 76
Oetjen, Greg 1971, 72
Oganowski, Kas 1971, 72
Ogle, Bill 1988
Olding, Joe 1979, 80, 81, 82
Olinger, Jon 1999, 00, 01, 02
Oliver, Jeff 1989
Olzewski, Walt 1956
Olverson, Jesse 1994, 95
O'Malley, Tom 1948, 49
Omogrosso, Tony 1980, 81
Openheimer, Otto 1938, 39, 40
Oradat, Greg 1974, 75
Orak, Andy 1980
Orr, Gordon 1937
Orr, Trenier 2012
Orton, Philo 1890, 91
Ousley, Jim 1969
Outlaw, Napoleon 1974, 75, 76, 77
Overgaauw, Gary 1987, 88
Owens, Brig 1963, 64
Owens, Ervin 1984, 85, 86, 87
Owens, Russ 2002
Owens, Thurman 1947, 48, 49

P

Pace, Alex 2014, 15, 16
Pacl, Tom 1958, 59, 60
Pagan, Louie 1983
Palmer, G.M. 1920, 21, 22
Palmer, Roy 1914, 15, 16
Pangello, Erv 1939
Pape, John 1918
Pardini, Dick 1952, 53, 54
Paris, Jim 1960, 61
Parker, John 1964, 65, 66
Parker, R.K. 1930, 31, 32
Partridge, Phillip 1903
Pasley, Josh 2016
Patania, Dave 1989, 91, 92
Pate, Lloyd 1966, 67, 68
Pater, Frank 1933
Patterson, Eric 1992, 93, 94, 95
Patterson, Lamont 1979, 80, 81, 82
Payne, Leviticus 2012, 13, 14, 15

Payne, Samuel 1990, 91, 92
Pead, Isaiah 2008, 09, 10, 11
Pearce, Marlon 1990, 91, 92
Pease, John 1923, 24, 25
Peckich, Phil 1978, 79, 81, 82
Peek, Antwan 1998, 00, 01, 02
Peele, James 1929, 30
Pendergrass, Cliff 1981, 82, 83, 84
Penno, Ray 1948, 49
Perdrix, Roger 1962, 63, 64
Perkins, Lee 1986, 87
Perelli, Joe 1984
Perrin, Reuben 1923
Perry, Arnaz 1984, 85, 86
Perry, Stanely 1910, 11, 12, 13
Peters, Charles Moore 1900
Petrus, Brent 1995, 96, 97
Pfau, George 1928
Phillips, Don 1979, 80
Phillips, Hurdie 1959, 60, 61
Piche, Gene 1945
Pickens, Steve 1986, 87, 88
Piening, Ben 1998, 99, 01, 02
Pierce, Davin 2016
Pierson, Daniel 1900
Pike, Tony 2007, 08, 09
Pinckney, JJ 2015
Pirone, Frank 1969
Pisanelli, Ralph 1951, 52, 53
Pitman, Lloyd 1945, 48
Pitts, Elhton 1948
Plueddeman, R.O. 1908, 09, 10
Plummer, Chad 1995, 96, 97, 98
Podesta, Oliver 1890
Points, Dan 1961, 62, 63
Poirier, Phil 1986, 87, 88, 89
Poland, Bill 2003, 04, 05, 06
Poole, Ron 1960
Popov, John 1938, 39, 40
Porter, Harold 1914, 15
Posey, Brian 1994, 95
Posely, Josh 2012
Post, Robert 1927, 33
Poteat, Jameel 2011, 12
Pous, Jim 1960, 61, 62
Powell, Dick 1939
Powell, Joe 1979
Powell, Vince 1991
Powers, Scott 1988, 89
Pramik, John 1942, 46, 47, 48, 49
Prather, Frederick 1918, 20, 22, 23
Prats, Bob 1978
Presley, Don 1954, 55, 56
Pressler, Fred 1936
Preston, Bill 1984, 85
Preston, Todd 1994
Price, Charles 1976, 77
Prigog, Dave 1962
Prisby, Erroll 1962, 63, 64
Prosak, Vic 1973, 74, 75
Proto, Tony 1967, 68
Pugh, Bill 1983
Pullen, C.N. 1919

Q

Quail, Keith 1955

R

Rader, Brandon 1995, 96
Radosovich, Ted 1963, 64
Rains, Dan 1974, 75, 76, 77
Rains, Jared 2010
Raizik, William 1937
Ramey, Charles 1936



Ramsey, Jacob 2006, 07, 08, 09
Ramsey, William 1885
Rankin, Marc 1988, 90, 91
Ransom, Darryll 1999, 00, 01, 02
Ransom, Derrick 1994, 95, 96, 97
Raschig, Frank 1899, 1900
Rasso, Steve 1958, 59
Ratliff, Jesse 1973
Ray, Idarius 2015, 16
Rayl, William 1896, 97, 98
Razick, William 1935, 36, 47
Reaves, Joe 1957
Reece, Paul 1909, 10, 11
Reed, Detreik 2001
Reeder, Russell 1893, 94, 95
Reid, Gary 1990, 91, 92
Reid, I. Henry 1901
Reif, M. 1901
Reik, Todd 1984
Reinhold, Don 1957, 58, 59
Reinstatler, Jeff 2005, 06
Reinstatler, Tom 1959, 60, 61
Reiter, Dick 1984, 85, 86
Rekstis, Jack 1964, 65, 66
Rekstis, Pete 1962, 63, 64
Rendings, Charles 1897, 98, 99
Revels, Andre 2007, 08, 09
Reynolds, Jim 1971
Reynolds, Steve 2001
Rhein, Stanley 1920
Rhodes, Benson 1967, 68, 69
Rhodes, Richard 1985, 86, 87
Rice, Don 1959, 60
Rice, Doug 1962
Rice, Larry 1973, 74
Rice, Rob 2013
Richard, Dave 1956, 57, 58
Richards, Alkie 1942, 46, 47, 48
Richards, Brayton 1892, 93, 94
Richards, Eric 1993, 95, 96, 97
Richards, Harvey 1967, 68, 69
Richardson, Bayle 1915, 16
Richardson, Demetrius 2010, 12
Richardson, Wesley 2008, 09, 10
Richt, Fred 1897
Ricketts, Joseph 1988, 89
Ries, Steve 1978, 79, 80, 81
Riggins, Mel 1970, 71
Rini, Gerry 1979
Ritchey, Wes 1952, 53, 54
Ritchie, Dave 1958, 59, 60
Roberson, Aaron 2011, 12
Roberson, Cedric 1994
Roberts, Adam 2002, 03, 04, 05
Roberts, Jonathan 1991, 92
Roberts, Michael 1996
Roberts, Richard 1977
Robertson, Greg 1980
Robertson, Tower 1938
Robins, Joseph 1918
Robinson, Adrien 2008, 09, 10, 11
Robinson, Barry 1990, 91, 92
Robinson, Donnie 1984, 87, 88
Robinson, Heard 1975, 76, 77
Robinson, James 1891, 92
Robinson, Rob 1993, 94, 95, 96
Rock, Mike 1975, 76, 77, 78
Rodriguez, Ken 2007
Roeder, Dave 1965
Roessler, Clarence 1957, 58
Rogart, C. Herman 1917
Rogers, Doug 1961, 62
Rogers, Glenn 1984, 85
Rogers, Jacob 2007, 08, 09, 10

Rogers, Mike 1977, 78, 79
Rohrer, J.W. 1896
Rolfes, Paul 1982, 83
Rollins, Jerron 2016
Romano, Tim 1981, 82
Rose, Tom 1972, 73, 74
Rosenswie, Mike 1993, 94
Rosfeld, Doug 1997, 98, 99, 00
Ross, Derick 2002, 03, 04, 05
Ross, Dominic 2003, 04, 05, 06
Ross, Don 1959, 60, 61
Rossi, Bob 1980, 81
Rossi, Gene 1950, 51, 52
Rossley, Tom 1967, 68
Roth, Jordan 2004
Rothfuss, Dick 1948, 49
Roudebush, William 1903, 04
Rounds, Chuck 1939
Rowe, David 1990, 91
Rowe, Terry 1968
Royal, Daryl 1994, 95, 96, 97
Rowe, Theodore 1905
Ruck, Franklin 1931, 32, 33,
Ruehlmann, Gene 1945, 46
Ruff, Gerry 1999, 00
Ruffin, Jonathan 1999, 00, 01, 02
Rushing, Caesar 1983
Russ, Tony 1967
Russell, Jason 2001, 02, 03, 04
Rutan, Doug 1983
Ruth, George 1956
Ryan, Mark 1983

S

Sabato, Al 1946, 47, 48
Sabato, Hugo 1947, 48
Sabia, Don 1985
Sammon, Senmore 1907
Sample, Glenn 1950, 51, 52
Sampson, Martin 1885, 86
Sampson, Thomas 1995
Samu, Joe 1969, 70
Sanders, Carl 1973, 74, 75
Sanders, Clarence 1972, 73, 74, 75
Sanders, Steve 1985, 86, 87, 88
Sarvis, Robert 1918, 19
Sauer, Bud 1940
Savage, Deron 1996, 97, 98
Sawyer, Jon 1984, 85
Scales, George 1905
Scallan, Paul 1915, 16
Scarborough, Shannon 1993, 94, 95, 96
Schaffer, JK 2008, 09, 10, 11
Schaeffer, George 1893
Schaeffer, Langdon 1909
Schaps, Frank 1936
Schayer, Isadore 1900
Schebor, Charles 1949, 50
Scheithe, Don 1996, 97, 98
Schell, Mick 1987, 88, 89, 90
Schellinger, Amos 1974, 75
Schierloh, Fred 1920, 21
Schipani, Jeff 1987, 88
Schira, Tim 1978, 79, 80, 81
Schlicher, Jeremy 2003, 04
Schloemer, Kevin 2012, 13, 14
Schmidt, Gus 1960, 61
Schmidt, Jack 1952
Schmidt, Jim 1979, 80
Schmitt, Mike 1969, 70, 71
Schneider, Anton 1913, 14, 15
Schneider, Hal 1945
Schneider, Hank 1942, 46
Schneider, Mike 1979

Schnurrenberger, Don 1950, 53, 54
Schoettmer, Don 1951, 52
Schott, John 1926, 27, 28
Schroetter, Alfred 1907
Schroetter, Edwin Odys 1904
Schuler, Ken 1969
Schultz, Steve 1976, 77, 78, 79
Schuster, George 1949
Schutte, Paul 1972
Schutte, R.E. 1928
Schwab, Richard 1932
Schwarburg, Al 1939
Schwarburg, William 1933, 34, 35, 36
Schwarz, Jim 1971
Schweitzer, Steve 1965, 66
Schwemlein, Wilbur 1936
Schwing, Brad 1993
Scott, James 1993, 94, 95, 96
Selfridge, Tom 1966, 67, 68
Sellers, Don 1993
Sellers, Dan 1983, 84, 85, 86
Seltz, Sam 1918, 19, 20
Seomin, Dick 1955, 56, 57
Sexton, Tony 1968, 69, 70
Shadd, Roland 1959, 60
Shafer, Walter 1904, 05, 06
Shalosky, Bill 1950, 51, 52
Shank, Charles 1940, 41
Shank, Jon 1963
Shannon, Ronnie 1988, 89, 90, 91
Shaut, Frank 1961, 62, 63
Shaw, Joe 1963
Shearrow, John 1950
Sheehan, Bob 1962, 63, 64
Sheffield, Art 1987, 88
Shelby, Harry 1937, 38
Shepherd, Bryan 1989
Shepherd, Dan 1974, 75
Sherrad, Andre 1989, 90, 91
Shibinski, Norb 1950, 51
Shneyderov, Josh 2000, 01, 02, 03
Shoemaker, Curt 2007
Shoemaker, Mike 1972
Short, Keith 1990
Shorter, Adam 2001, 02, 03, 04
Shorts, Floyd 1948
Shuff, Charles 1961
Shuler, Elijah 2012
Shundich, Nick 1949, 50, 51
Shyrock, Charles 1917, 18
Sidinger, Clarence 1928, 29, 30
Sidinger, Edward 1930, 31
Siebert, Fred 1938
Simko, Rudy 1959, 60, 61
Simon, J.P. 2005
Simmons, Lonnie 2004
Simmons, Rufus 1960, 61, 62
Simmons, Simeon 1978
Simons, Rick 1992, 93, 94
Simpson, Don 1994, 95, 96
Sims, Kelly 1988, 89, 90, 91
Single, Erv 1952, 53, 54
Single, Russell 1928
Sipple, Walter 1929, 30
Six, Dave 1960, 61
Skinner, Calvin 1903
Skorich, Nicholas 1940, 41, 42
Slater, Baker 1945
Slaughter, Thomas 1931, 32
Slusarz, Al 1976, 78, 79
Small, David 1991, 92, 93
Smedley, Clement 1900
Smedley, John 1963, 64, 65
Smikle, Tony 1997, 98, 99, 00

Smith, Aaron 1998
Smith, Chester 1931, 32, 33
Smith, Corey 2005, 06, 07, 08
Smith, Craig 1970, 71, 72
Smith, Craig 1978
Smith, DeAngelo 2006, 07, 08
Smith, Dennis 1963, 64, 65
Smith, E. Starbuck 1894, 95
Smith, Freddie 1994
Smith, Freddy 1997, 98, 99, 00
Smith, George 1932, 33, 34, 35
Smith, Hollis, 1987
Smith, Julius H. 1973
Smith, Landon 1996, 97
Smith, Louis C. 1893
Smith, M.E. 1927, 28
Smith, Mike 1975, 76
Smith, Movie 1963, 64
Smith, Orin Gould 1887, 88
Smith, Orlando 1995, 97, 98
Smith, Scott 1991, 92
Smith, Stanley 1896, 97
Smith, Steve 1995, 96
Smith, Tom 1957, 58
Smith, W.E. 1932
Smollen, John 1941, 46
Smoot, R.C. 1982
Smyth, Bill 1942, 46
Smythe, 1905
Snyder, Jack 1952, 53, 54
Sobolewski, Tom 1963, 64, 65
Sparks, Evan 2005, 06, 07
Spencer, Charles 2000
Sprague, Dan 2012
St. Clair, Pete 1948, 49, 50
Stack, Robert 1918, 19
Stacklin, Duane 1980, 81, 82
Stafford, John 1932
Stanford, Mark 1981, 82
Stanforth, Bill 1965
Stanley, Lincoln 1909
Stansbery, Derek 2005
Stargel, Jason 1982, 83, 84, 85
Stargel, Will 1941, 42, 46
Starick, Sigfreid 1929, 30
Stark, Henry 1931, 32
Starks, Roger 1962
Starks, Royce 1963, 64
Starman, Frank 1967
Staub, Ralph 1949, 50, 51
Stautberg, Gerry 1948, 49
Staymen, Seymour 1948, 49
Steel, Brian 2006
Steffen, Heiner 1973, 74, 75
Steinberg, Harold 1939
Steinhauser, Bob 1963, 64
Stephens, Marc 1993
Stephens, Linden 2014, 15, 16
Stephens, Paul 1998
Stephens, Roger 1946, 47, 48
Stephenson, Tom 1950
Stepp, Jordan 2010, 11, 12, 13
Sternberg, Harold 1940, 41, 42
Stetson, John 1971, 72
Steur, Will 2016
Stewart, Andrew 1986, 87, 88
Stewart, Derrick 2006
Stewart, James 1902, 03
Stewart, John H. 1909, 10, 11, 12
Stewart, Sean 1992, 93, 94, 95
Stewart, Walter 2009, 10, 11, 12
Stickdorn, Clint 2001, 02, 03, 04
Stix, William 1893
Stofa, Jeff 1990, 91

2017 CINCINNATI FOOTBALL

ALL-TIME LETTERWINNERS

Stojkovic, Mike 1985, 86, 87
Stone, Eric 1984
Stone, John 1898
Storm, Lowell 1947, 48, 49, 50
Stovall, Charles 1970, 71, 72
Stowers, Jack 1959
Stratton, Bob 1949, 50, 51
Straub, Frank 2004, 05, 06
Stroh, Hank 1960
Stroh, Kyle 1987, 88, 89, 90
Strong, Terry 1987, 88, 89, 90
Stout, Ryan 2016
Studenka, John 1967, 68
Stueve, Amos 1905, 06
Stueve, Thomas 1931
Sturkie, Jermaine 1994, 95, 96, 97
Sullivan, Ellis 1984
Swanda, Jim 1964
Sweeney, Jake 1941, 42
Sweeney, Walter 1949
Sweet, Albert 1992, 93
Swing, Phillip 1891
Switzer, Lamar 1958, 60
Swords, Terry 1981
Sykes, Carlton 1997, 98, 99
Sylvester, Vincent 1978, 79
Szabados, Tom 1985, 86, 87, 88

T

Tabor, Doug 1973, 75, 76
Tackett, Scott 1985, 86, 87, 88
Talcott, Harold 1916, 17, 18
Takavitz, Kyle 2001, 02, 03, 04
Tamaska, Randy 1974
Tartaglione, Vince 1970
Tate, Robert 1994, 95, 96
Tatum, Bill 1989
Taubenheim, Kyle 2014
Taylor, Bob 1963, 64
Taylor, Elbert 1918, 20
Taylor, Jesse 1968, 69, 70
Taylor, Jim 1980
Taylor, Keith 1983
Taylor, Monte 2010, 11
Taylor, Reggie 1983, 84, 85, 86
Taylor, Rick 1970, 71, 72
Teismann, Kevin 1965, 66
Temple, Nick 2011, 12, 13, 14
Temple, R.K. 1887
Tentman, Solomon 2011, 12, 13
Theisen, Paul 1950, 51, 52
Thier, John 1928
Thomas, Alex 2015, 16
Thomas, Anthony 1999, 00, 01
Thomas, Bill 1981, 82, 83
Thomas, George Grove 1895
Thomas, Hannibal 2003, 04
Thomas, Isaac 1999, 00
Thomas, John M. 1895
Thomas, Jon 1983, 84
Thomas, Shane 1995
Thomasson, Pat 1989
Thompkins, Kenbrell 2011, 12
Thompson, Dave 1957
Thompson, George 1950, 51, 52
Thompson, Kirk 1999, 00, 01
Thornberry, Red 1925, 26, 27
Thornton, John 1988, 89, 90
Thrun, Roger 1967
Thrush, Jim 1959
Tidball, Dean 1984, 85
Tilden, Chauncey 1911, 12, 13

Timmons, Alfred 1940
Timmons, Michael 1980
Tipton, Morris 1955, 56, 57
Tkatch, Ed 1959, 60, 61
Tkatch, Tom 1960, 61, 62
Tobik, Jack 1967, 68
Todd, Bob 1945
Tolbert, Cedric 2005, 06, 07, 08
Tongamoa, Sione 2015, 16
Torrence, John 1918
Townsend, Joe 1945
Tracy, Jack 1949, 50, 51
Trail, Ross 2016
Traul, Lee Earl 1900
Traul, Louis 1903
Traut, Ron 1986, 87, 88, 89
Trent, Jermaine 1995, 96
Trigg, Rob 2007, 08, 10, 11
Truitt, Ron 1975
Tucker, Gus 1976
Tucker, Neal 1976
Tuebner, Robert 1936, 37, 38
Tupuola, Matt 2001, 02
Turner, Akanni 2001
Turner, Clem 1965, 66
Turner, Delmar 1995, 96
Turner, Irv 1952, 53, 54
Turner, Mike 1964, 65, 66
Tushar, John 1980, 82, 83
Tyson, Michael 2013, 14, 15, 16

U

Uhl, Brian 1995, 96, 97, 98
Ullum, Vern 1940, 41, 42
Ulysee, Jerry 1995, 96
Underwood, Brandon 2008
Uphoff, Don 1945, 46, 48

V

Vabic, Frank 1961
Vafides, Henry 1968
Valentiner, Clark 1924, 25
Vample, Charlie 2005
Vanatsky, Jim 1988
Van Buren, Jack 1959, 60
Van Buren, Ken 1962
VanMatre, Harold 1898, 99, 00
Vanatsky, Jim 1988
Vann, Booker 2002, 03
Vann, LaDaris 1999, 00, 01, 02
Vater, Tom 1966
Vaupel, Matt 1991, 92, 93, 94
Velotta, Bill 1974
Venable, William 1890
Vete, Dan 1977, 78, 79
Vibberts, Eric 1993, 94, 95
Vickers, Jim 1969
Vilkowski, John 1946, 47, 48
Vitro, John 1973, 74, 75
Vincent, Jon 2016
Viramontes, Esaul 1995, 96
Virgin, Ray 1939, 40, 41
Vitovitz, David 1996, 98
Vodika, Dave 1972
Vogelgesang, Bruce 1961, 62, 63
Volland, Chad 1989
Vordem Esche, Chad 1998, 99, 00
Voshell, Ken 1970

W

Wagner, Tom 1959
Wainscott, Robert 1940, 41
Waldman, Frederick 1927, 28, 29
Walker, Jeff 1983, 85

Walker, Paul 1966
Walker, Tim 1999, 00, 01
Walz, Roger 1963
Ward, Fred 1996, 97
Ward, Kevin 1994, 95, 97, 98
Ware, Jerrold 1985, 86
Warhop, George 1981, 82
Warner, Dave 1984
Warner, Doug 1964, 65
Warren, Rod 1969
Warren, Vernon 1980
Washington, Shaq 2013, 14, 15
Watkins, William 1918
Waugh, Marcus 2006, 07, 08, 09
Way, Fred 1977
Weaver, Fred 1891
Weber Jerry 1963
Webster, Aaron 2006, 07, 08, 09
Webster, Matt 2003, 05
Weiner, Tom 1966
Weingart, Ken 1969, 70, 71
Weinheimer, Andy 1998, 99, 00
Weiss, Andrew 1930
Welch, Austin 1977
Welch, Bob 1963, 64, 65
Welch, Merle 1937
Weld, Herbert 1887
Weng, Chris 1993
Wenzel, A.W. 1915, 16, 17, 19
Wess, David 2005, 07
West, Chad 2013, 14, 15
West, Jeff 1973, 74
West, Lou 1974, 75, 76
Westfall, Bill 1970
Whelan, John 1969
Whelan, Terry 1959
Whipple, Don 1955, 56
White, David 1985
White, Jody 1992, 93, 94
White, Mike 1971, 72, 73
Whitehead, Jason 2007
Whitlow, Brian 1992
Wieck, Rod 1974, 75, 77
Wieman, Harry 1902, 03
Wilber, Greg 1968, 69
Wilder, Howard 2013, 14
Wiles, Mike 1975, 76, 77, 78
Wilging, Mike 1982, 83
Wilkens, Dwight 1974, 75
Williams, Alphonso 1982, 83
Williams, Anthony 2005, 06, 07
Williams, Bill 1956
Williams, Billy 1942, 45, 46
Williams, Chris 2009, 10, 11, 12
Williams, Corey 1987, 88, 91
Williams, Curtiss 1975, 76, 77
Williams, Darrin 2009, 10
Williams, Hosey 2013, 15
Williams, John 2012
Williams, Kameron, 1989, 90
Williams, Merle 1931, 32, 33
Williams, Ralph 1979, 80
Williams, Robert 1984, 86, 87
Williams, S. Curtis 1900, 01, 02, 03
Williams, Tommy 1984
Williams, Walter 1907, 08, 09
Willis, Chris 1993
Willis, Kirk 2012, 13, 14, 15
Willson, Earl 1968, 69, 70
Wilson, Claude 1939
Wilson, Daniel 1890
Wilson, Eric 2014, 15, 16
Wilson, Greg 1976
Wilson, J.J. 2001

Wilson, Mark 2014, 15, 16
Wilson, Jermaine 2001, 02, 03, 04
Wilson, Russell 1905, 06
Windt, Mike 2007, 08, 09
Winn, George 2008, 10, 11, 12
Wise, Jonah 1902
Witucki, Jay 1952
Witty, Adrian 2011, 12, 13
Wize, Nathan 1998, 99, 00, 01
Woitovich, Steve 1957
Wolf, Ed 1959, 60
Wolf, Ken 1952
Wolford, Al 1966
Wolfson, Erwin 1923
Wolfe, Derek 2008, 09, 10, 11
Wolke, Joe 2002
Woodard, Orion 2008, 09, 10, 11
Woodrough, Louis 1902
Woodruff, Dennis 1963, 64, 65
Woodruff, Tim 1966
Woods, D.J. 2008, 09, 10, 11
Woods, Karl 1977, 78, 79, 80
Woods, Mike 1975, 76, 77
Woodside, Ray 1990, 91, 92, 93
Worcester, Harold 1902
Workman, Homer 1945
Wortman, Dan 1999, 00, 01
Wortman, Vince 1987, 88
Wrampelmeier, Fred 1985, 86
Wright, Bob 1974, 76, 78
Wright, Bryan 2016
Wright, Dave 1964
Wright, Hank 1979, 80
Wright, Mike 2003, 04
Wright, Nat 1985, 86
Wright, William J. 1897, 98
Wulfack, Adam 1998, 99, 00, 01
Wunder, Steve 1972, 73
Wyatt, John 1932, 33
Wynn, Tim 1975
Wynne, Ken 1999, 00, 01

Y

Yakovac, Joel 2002, 03, 05
Yeager, Fred 1933, 34, 35, 36
Yeagle, Steve 1948, 49
Yelton, Paul 1950, 51, 52
Yingling, Brandon 2008
Yli Renko, Kari 1978, 79, 80, 81
Yost, Jim 1978
Young, Curtis 2008, 09
Young, Perry 2016

Z

Zajicek, Don 1952, 53
Zange, Max 1908, 09, 10, 11
Zelei, Russ 1989, 90
Zelinski, Bernie 1940, 41
Ziegler, John 1976
Zimmerman, Richard 1932
Zimm, Joe 1960
Zwitt, Jonny 2002, 03, 05



2017 CINCINNATI FOOTBALL

NFL DRAFT SELECTIONS

DRAFT	ROUND	NO.	PLAYER	TEAM	POS
2016	6	187	Mike Tyson	Seattle Seahawks	S
2015	4	105	Parker Ehinger	Kansas City Chiefs	OL
2015	4	111	Chris Moore	Baltimore Ravens	WR
2013	3	61	Travis Kelce	Kansas City Chiefs	TE
2012	2	36	Derek Wolfe	Denver Broncos	DL
2012	2	50	Isaiah Pead	St. Louis Rams	RB
2012	3	87	John Hughes	Cleveland Browns	DL
2012	4	126	Adrien Robinson	New York Giants	TE
2011	6	191	Jason Kelce	Philadelphia Eagles	OL
2010	4	99	Mardy Gilyard	St. Louis Rams	WR
2010	6	204	Tony Pike	Carolina Panthers	QB
2010	7	238	Ricardo Mathews	Indianapolis Colts	DL
2009	2	46	Connor Barwin	Houston Texans	DL
2009	5	142	Kevin Huber	Cincinnati Bengals	P
2009	5	143	DeAngelo Smith	Dallas Cowboys	DB
2009	6	286	Brandon Underwood	Green Bay Packers	DB
2009	7	227	Mike Mickens	Dallas Cowboys	DB
2009	7	254	Trevor Canfield	Arizona Cardinals	OL
2008	6	206	Haruki Nakamura	Baltimore Ravens	DB
2008	7	244	Angelo Craig	Cincinnati Bengals	DL
2007	4	110	John Bowie	Oakland Raiders	DB
2007	5	162	Brent Celek	Philadelphia Eagles	TE
2005	5	146	Trent Cole	Philadelphia Eagles	DL
2005	5	173	Tyjuan Hagler	Indianapolis Colts	LB
2005	7	215	Daven Holly	San Francisco 49ers	DB
2003	3	67	Antwan Peek	Houston Texans	DL
2003	5	159	Jon Olinger	Atlanta Falcons	WR
2003	7	220	Blue Adams	Detroit Lions	DB
2002	7	212	LaVar Glover	Pittsburgh Steelers	DB
2001	6	186	Mario Monds	Washington Redskins	DT
1999	6	204	Chad Plummer	Denver Broncos	WR
1998	2	43	Artrell Hawkins	Cincinnati Bengals	DB
1998	3	79	Brad Jackson	Miami Dolphins	LB
1998	4	111	Jason Fabini	New York Jets	OL
1998	6	181	Derrick Ransom	Kansas City Chiefs	DL
1998	7	237	Rodrick Monroe	Dallas Cowboys	TE
1997	5	136	Sam Garnes	New York Giants	DB
1997	6	183	Robert Tate	Minnesota Vikings	WR
1994	4	119	Mike Davis	Houston Oilers	DB
1994	6	183	Jocelyn Borgella	Detroit Lions	DB
1993	4	165	Ronnie Dixon	New Orleans Saints	DL
1989	6	107	Andrew Stewart	Cleveland Browns	DL
1988	11	281	Danny McCoin	Cincinnati Bengals	QB
1987	2	42	Alex Gordon	New York Jets	LB
1987	11	280	Reggie Taylor	Cincinnati Bengals	RB
1982	8	222	Karl Yli-Renko	Cincinnati Bengals	OL
1982	12	318	Hobson Milner	Minnesota Vikings	RB
1980	6	155	Farley Bell	Washington Redskins	LB
1979	11	286	Bob Wright	Chicago Bears	T
1978	2	52	Mike Wright	Baltimore Colts	LB
1978	10	260	Mike Connell	San Francisco 49ers	P
1978	10	264	Charles Price	San Diego Chargers	TE
1977	6	161	Keith Jenkins	Atlanta Falcons	DB
1977	11	296	Lou West	Pittsburgh Steelers	DB
1976	6	179	Tom Marvaso	Washington Redskins	DB
1976	9	265	Wentford Gaines	Pittsburgh Steelers	DB
1976	14	378	Ed Jones	San Diego Chargers	OL
1976	17	463	Clarence Sanders	San Diego Chargers	LB
1975	5	122	Jeff West	Cincinnati Bengals	TE/P
1975	12	304	Chuck Bland	Dallas Cowboys	DB
1974	3	73	Evan Joltitz	Cincinnati Bengals	LB
1974	8	185	Tom Forrest	San Diego Chargers	OL

DRAFT	ROUND	NO.	PLAYER	TEAM	POS
1974	9	215	Reggie Harrison	St. Louis Cardinals	RB
1974	17	434	Sal Casola	Buffalo Bills	K
1971	1	21	Bob Bell	Detroit Lions	DL
1971	10	244	Jesse Taylor	Washington Redskins	RB
1970	3	70	Jim O'Brien	Baltimore Colts	WR/K
1969	1	5	Greg Cook	Cincinnati Bengals	QB
1969	12	287	Lloyd Pate	Buffalo Bills	RB
1967	5	132	Jay Bachman	Green Bay Packers	OL
1965	3	35	Al Nelson	Philadelphia Eagles	RB
1965	7	89	Brig Owens	Dallas Cowboys	DB
1965	12	168	Ted Rodosovich	Baltimore Colts	OL
1964	6	82	Jim Curry	Dallas Cowboys	E
1962	7	97	Ken Byers	New York Giants	T
1961	2	26	Ron Kostelnik	Green Bay Packers	G
1960	3	36	Jim Leo	New York Giants	DE
1960	6	61	Jack Lee	St. Louis Cardinals	QB
1960	6	68	Ed Kovac	Chicago Bears	HB
1960	9	99	Max Messner	Detroit Lions	T
1960	16	183	Steve Rasso	Detroit Lions	B
1959	3	34	Joe Morrison	New York Giants	HB
1959	9	99	Gene Johnson	Philadelphia Eagles	DB
1958	13	157	Barry Maroney	Detroit Lions	B
1957	22	265	Jim Niemann	New York Giants	B
1956	22	257	Joe Miller	Philadelphia Eagles	B
1955	10	114	Terry Boyle	Pittsburgh Steelers	T
1955	12	144	Dick Goist	Detroit Lions	B
1955	28	331	Jim Hoffman	Los Angeles Rams	B
1955	29	343	Bob Howe	Los Angeles Rams	B
1954	12	139	Don Fritz	Pittsburgh Steelers	E
1954	20	238	Bob Dougherty	Los Angeles Rams	B
1953	5	52	Bill Shalosky	Chicago Cardinals	G
1953	11	122	Gene Rossi	Baltimore Colts	B
1953	13	156	Andy Matto	Los Angeles Rams	T
1953	27	317	Jack Delaney	Pittsburgh Steelers	B
1952	12	139	Frank Middendorf	Washington Redskins	C
1950	20	249	Sheldon Dunlap	Baltimore Colts	G
1950	30	379	Tom Blake	Baltimore Colts	G
1948	9	70	Mike Graham	Los Angeles Rams	B
1947	6	42	Roger Stephens	Chicago Bears	B
1947	7	53	Bill Smyth	Los Angeles Rams	T
1947	17	149	Elbie Nickel	Pittsburgh Steelers	E
1947	25	232	Fred Redeker	Green Bay Packers	B
1947	29	272	Dick Lagenbeck	Philadelphia Eagles	T
1946	25	234	Allen Richards	Chicago Bears	B
1944	5	34	Vern Ullom	Brooklyn Tigers	E
1943	17	157	Nick Skorich	Pittsburgh Steelers	G
1940	19	177	John Popov	Chicago Bears	B

2017 CINCINNATI FOOTBALL

BEARCATS IN THE NFL

The following is a list of Cincinnati Bearcats that have played in the NFL, a similar league that preceded, or co-existed with the NFL. A player must have served on the roster with a respective team to be listed.

BLUE ADAMS 2002
Detroit Lions
Jacksonville Jaguars
Tampa Bay Buccaneers
Cincinnati Bengals

BLAKE ANNEN * 2013
Chicago Bears
Buffalo Bills

BILL BAILEY 1965
Buffalo Bills
Cincinnati Bengals

DANNY BARRETT 1982
Calgary Stampeders (CFL)
Toronto Argonauts (CFL)
BC Lions (CFL)

JAY BACHMAN 1966
Denver Broncos

DEYSHAWN BOND 2016
Indianapolis Colts

CONNOR BARWIN * 2008
Houston Texans
Philadelphia Eagles
Los Angeles Rams

BOB BELL 1970
Detroit Lions
St. Louis Rams

FARLEY BELL 1979
New England Patriots
Washington Federals (USFL)

ARMON BINNS 2010
Cincinnati Bengals
Jacksonville Jaguars
Miami Dolphins
Kansas City Chiefs

TOM BLAKE 1949
New York Bulldogs Baltimore Colts

TROY BODINE 1984
Ottawa Redblacks (CFL)

MAALIK BOMAR 2012
Jacksonville Jaguars
Montreal Alouettes (CFL)

VAUGHN BOOKER 1991
Kansas City Chiefs
Green Bay Packers
Cincinnati Bengals

JOCELYN BORSELLA 1993
Detroit Lions

JOHN BOWIE 2006
Oakland Raiders

TYREEK BURWELL * 2015
San Diego Chargers
Los Angeles Chargers

KEN BYERS 1961
New York Giants
Minnesota Vikings

TREVOR CANFIELD 2008
New York Jets

VINCE CARREKER 1985
Cleveland Browns

TONEY CATCHINGS 1986
Cincinnati Bengals

BRENT CELEK * 2006
Philadelphia Eagles

ANTONIO CHATMAN 2000
Green Bay Packers
Cincinnati Bengals

TRENT COLE * 2004
Philadelphia Eagles
Indianapolis Colts

ZACH COLLAROS ^ 2011
Toronto Argonauts (CFL)
Hamilton Tiger-Cats (CFL)

MIKE CONNELL 1977
Washington Redskins
San Francisco 49ers

GREG COOK 1968
Cincinnati Bengals

JAMIE CRYSDALE 1992
Calgary Stampeders (CFL)

ALEX DANIELS 2009
Oakland Raiders
Dallas Cowboys

MIKE DAVIS 1993
Houston Oilers
Cleveland Browns

ED DENK 1958
Boston Patriots

MIKE DERKS 1984
Hamilton Tiger-Cats (CFL)

NATE DINGLE 1993
Baltimore Ravens
Los Angeles Rams

RONNIE DIXON 1992
New Orleans Saints
Philadelphia Eagles
New York Jets

BOB DOUGHERTY 1951
Los Angeles Rams
Pittsburgh Steelers
Oakland Raiders

PARKER EHINGER * 2015
Kansas City Chiefs

JAMAR ENZOR 2004
New York Jets

TROY EVANS 2000
Houston Texans
New Orleans Saints

JASON FABINI 1997
New York Jets
Dallas Cowboys
Washington Redskins

BILL FELDHAUS 1935
Detroit Lions

TOM FORREST 1973
Chicago Bears

DENO FOSTER 1984
Ottawa Redblacks (CFL)



JOE MORRISON

RANDY FOURNIER 1980
Calgary Stampeders (CFL)
Hamilton Tiger-Cats (CFL)
BC Lions (CFL)

ANDRE FRAZIER 2004
Pittsburgh Steelers
Cincinnati Bengals

WENTFORD GAINES 1975
Chicago Bears

SAM GARNES 1996
New York Giants
New York Jets

ANTONIO GIBSON 1982
Philadelphia Eagles
Baltimore Stars (USFL)
New Orleans Saints

MARDY GILYARD 2008
St. Louis Rams
New York Jets
Philadelphia Eagles
Kansas City Chiefs
Montreal Alouettes (CFL)

DAN GIORDANO 2012
Arizona Cardinals

LAVAR GLOVER 2000
Cincinnati Bengals

DON GOODMAN 1983
St. Louis Rams

DARRYL GOOSBY 1982
Denver Broncos (USFL)

ALEX GORDON 1986
New York Jets
Los Angeles Raiders
Cincinnati Bengals

TION GREEN * 2016
Detroit Lions

BEN GUIDUGLI 2010
St. Louis Rams

TYJUAN HAGLER 2004
Indianapolis Colts

REGGIE HARRISON 1973
Pittsburgh Steelers

ALLEN HARVIN 1982
Philadelphia Eagles
Baltimore Stars (USFL)
Washington Redskins

ARTRELL HAWKINS 1997
Cincinnati Bengals
Carolina Panthers
New York Jets
New England Patriots

VIDAL HAZELTON ^ 2010
Edmonton Eskimos (CFL)
Toronto Argonauts (CFL)
Cincinnati Bengals
San Diego Chargers
Tennessee Titans
New York Jets

CHRIS HEWITT 1996
New Orleans Saints

JOHNNY HOLTON * 2015
Oakland Raiders

DAVEN HOLLY 2004
Chicago Bears
Cleveland Browns

SEAN HOOEY 2012
St. Louis Rams
New York Jets
San Francisco 49ers

KEVIN HUBER * 2008
Cincinnati Bengals



MIKE WRIGHT

JOHN HUGHES 2011 Cleveland Browns Tampa Bay Buccaneers	JACK LEE 1959 Kansas City Chiefs Houston Oilers Denver Broncos	ELBIE NICKEL 1946 Pittsburgh Steelers	GENE ROSSI 1952 Calgary Stampeders (CFL)	CLEM TURNER 1966 Cincinnati Bengals Denver Broncos
MIKE HURST 1982 Washington Federals (USFL)	JIM LEO 1959 New York Giants	ROB NIEHOFF 1986 Cincinnati Bengals	CLARENCE SANDERS 1975 Kansas City Chiefs	MIKE TYSON 2016 Seattle Seahawks
JASEN ISOM 1998 San Francisco 49ers	FREDDIE LOGAN 1982 Michigan Panthers (USFL)	RAY NOLTING 1935 Chicago Bears	JON SAWYER 1986 New England Patriots	BRANDON UNDERWOOD 2008 Green Bay Packers Oakland Raiders Dallas Cowboys Toronto Argonauts (CFL)
BRAD JACKSON 1997 Baltimore Ravens Carolina Panthers	JEFF LUC * 2015 Miami Dolphins Cincinnati Bengals New York Jets	ZACH NORTON 2003 Baltimore Ravens	JK SCHAFFER 2011 Jacksonville Jaguars Cincinnati Bengals	JEFF WEST 1974 San Diego Chargers St. Louis Rams Seattle Seahawks
GEORGE JAMISON 1983 Baltimore Stars (USFL) Detroit Lions Kansas City Chiefs	RYAN MANALAC 2008 Buffalo Bills	JON OLINGER 2002 Carolina Panthers	NICK SKORICH 1942 Pittsburgh Steelers	ERIC WILSON * 2016 Minnesota Vikings
MEL JENKINS 1983 Calgary Stampeders (CFL) Seattle Seahawks Detroit Lions	TOM MARVASO 1975 New York Jets	TOM O'MALLEY 1949 Green Bay Packers Ottawa Redblacks (CFL)	DEANGELO SMITH 2008 Chicago Bears Cleveland Browns Detroit Lions New York Jets BC Lions (CFL)	MIKE WINDT * 2009 San Diego Chargers Los Angeles Chargers
AL JOHNSON 1971 Houston Oilers	RICARDO MATHEWS * 2009 Indianapolis Colts Houston Texans San Diego Chargers Pittsburgh Steelers	BRIG OWENS 1964 Washington Redskins	BILL SMYTHE 1946 Los Angeles Bulldogs Cleveland Browns	GEORGE WINN 2012 New England Patriots Detroit Lions New York Giants
GENE JOHNSON 1958 New York Giants Philadelphia Eagles	DANNY MCCOIN 1987 Detroit Lions	LLOYD PATE 1968 Buffalo Bills	BOB STRATTON 1951 Toronto Argonauts (CFL)	DEREK WOLFE * 2011 Denver Broncos
EVAN JOLITZ 1973 Cincinnati Bengals	MEKALE MCKAY * 2015 Indianapolis Colts Tennessee Titans	ISAIAH PEAD * 2011 St. Louis Rams Miami Dolphins	ANDREW STEWART 1988 Cleveland Browns Cincinnati Bengals	MIKE WOODS 1977 Baltimore Colts
RICH KARLIS 1980 Denver Broncos Minnesota Vikings Detroit Lions	MAX MESSNER 1959 Detroit Lions New York Giants Pittsburgh Steelers	ANTWAN PEEK 2002 Houston Texans Cleveland Browns	CLINT STICKDORN 2004 Detroit Lions	MIKE WRIGHT 2004 New England Patriots
JASON KELCE * 2010 Philadelphia Eagles	MIKE MICKENS 2008 Dallas Cowboys Tampa Bay Buccaneers	ROGER PERDRIX 1964 Ottawa Redblacks (CFL)	JAKE SWEENEY 1940 Chicago Bears	KARI YLI-RENKO 1981 Chicago Bears New Jersey Generals (USFL) Baltimore Stars (USFL) Calgary Stampeders (CFL)
TRAVIS KELCE * 2012 Kansas City Chiefs	MARIO MONDS 2000 Cincinnati Bengals New York Giants	TONY PIKE 2009 Carolina Panthers	ROBERT TATE 1996 Minnesota Vikings Baltimore Ravens Arizona Cardinals	CURTIS YOUNG 2009 Green Bay Packers
RON KOSTELNIK 1960 Green Bay Packers	RODRICK MONROE 1997 Atlanta Falcons Cleveland Browns	CHAD PLUMMER 1998 Indianapolis Colts Cincinnati Bengals	REGGIE TAYLOR 1986 Tampa Bay Buccaneers BC Lions (CFL)	*Active in NFL ^Active in CFL
ED KOVAK 1959 Chicago Bears	CHRIS MOORE * 2015 Baltimore Ravens	PHIL POIRIER 1989 Calgary Stampeders (CFL)	MONTE TAYLOR 2011 Philadelphia Eagles Dallas Cowboys	
HOWIE KURNICK 1979 Cincinnati Bengals	JOE MORRISON 1958 New York Giants	ERROL PRISBY 1964 Denver Broncos	NICK TEMPLE 2014 Winnipeg Blue Bombers (CFL)	
ANTHONY LADD 1996 New England Patriots	JUSTIN MURRAY * 2015 Denver Broncos	DAN RAINES 1977 Chicago Bears	KENBRELL THOMPkins * 2012 New England Patriots Oakland Raiders New York Jets	
GREG LATHAN 1986 Oakland Raiders	HARUKI NAKAMURA 2007 Baltimore Ravens Carolina Panthers	DERRICK RANSOM 1997 Kansas City Chiefs Arizona Cardinals	JOHN THORNTON 1990 Cleveland Browns	
ERIC LEFELD 2015 Atlanta Falcons	AL NELSON 1964 Philadelphia Eagles	ADRIEN ROBINSON 2011 New York Giants		
JEFF LINKENBACH 2009 Indianapolis Colts Kansas City Chiefs Miami Dolphins Jacksonville Jaguars		JACOB ROGERS 2010 New Orleans Saints Tampa Bay Buccaneers New York Giants Cleveland Browns		

2017 CINCINNATI FOOTBALL

COACHING RECORDS

COACH	TENURE	SEASONS	GAMES	W	L	T	PCT.
No Coach	1885-93	9	29	13	12	4	.517
W. Durant Berry	1894-95	2	12	6	6	0	.500
Williams Reynolds	1896	1	8	4	3	1	.562
Tom Fennell	1897	1	11	9	1	1	.864
Frank Cavanaugh	1898	1	9	6	1	2	.777
Dan Reed	1899-00	2	15	8	7	1	.531
Henry Pratt	1901	1	4	1	4	1	.250
Anthony Chez	1902-03	2	17	5	10	2	.353
Amos Foster	1904-05	2	15	11	4	0	.733
William Foley	1906	1	9	0	7	2	.111
Ralph Inott	1908	1	6	1	4	1	.250
Robert Burch	1909-11	3	26	16	8	2	.654
Lowell Dana	1912-13	2	17	8	7	2	.529
George Little	1914-15	2	18	10	8	0	.556
Ion Cortright	1916	1	9	0	8	1	.056
Frank Marty	1917	1	6	0	6	0	.000
Boyd Chambers	1918-21	4	30	12	15	3	.450
George McLaren	1922-26	5	45	16	26	3	.389
George Babcock	1927-30	4	36	12	21	3	.375
Dana King	1931-34	4	36	25	10	1	.708
Russ Cohen	1935-37	2.5	22	8	11	3	.432
Wade Woodworth	1937	0.5	6	0	6	0	.000

MOST VICTORIES

Rick Minter (1994-2003)	53
Sid Gillman (1949-54)	50
Brian Kelly (2007-09)	34
Tommy Tuberville (2013-16)	29
Chuck Studley (1961-66)	27

HIGHEST WINNING PERCENTAGE

Tom Fennell (1897)	.864
Brian Kelly (2007-09)	.850
Sid Gillman (1949-54)	.789
Frank Cavanaugh (1898)	.777
Amos Foster (1904-05)	.733

COACH	TENURE	SEASONS	GAMES	W	L	T	PCT.
Joe Meyer	1938-42	5	46	27	16	3	.620
Ray Nolting	1945-48	4	39	23	15	1	.603
Sid Gillman	1949-54	6	64	50	13	1	.789
George Blackburn	1955-60	6	58	25	27	6	.483
Chuck Studley	1961-66	6	60	27	33	0	.450
Homer Rice	1967-68	2	19	8	10	1	.463
Ray Callahan	1969-72	4	43	20	23	0	.465
Tony Mason	1973-76	4	44	26	18	0	.591
Ralph Staub	1977-80	4	44	14	28	2	.341
Mike Gottfried	1981-82	2	22	12	10	0	.545
Watson Brown	1983	1	11	4	6	1	.409
Dave Currey	1984-88	5	55	19	36	0	.345
Tim Murphy	1989-93	5	55	17	37	1	.318
Rick Minter	1994-03	10	117	53	63	1	.457
Mark Dantonio	2004-06	3	35	18	17	0	.514
Brian Kelly	2007-09	3	40	34	6	0	.850
Jeff Quinn	2009	1	1	0	1	0	.000
Butch Jones	2010-12	3	38	24	14	0	.632
Steve Stripling	2012	1	1	1	0	0	1.000
Tommy Tuberville	2013-16	4	51	29	22	0	.568
Luke Fickell	2017-	1	0	0	0	0	.000
TOTALS		129	1,205	601	570	50	.519

MOST GAMES COACHED

Rick Minter (1994-2003)	117
Sid Gillman (1949-54)	64
Chuck Studley (1961-66)	60
George Blackburn (1955-60)	58
Dave Currey (1984-88)/Tim Murphy (1989-93)	55

ALL-TIME CAPTAINS

1885	Arch Carson
1886	Arch Carson
1887	Henry Bettmann
1888	Arch Carson
1889	Arch Carson
1890	Henry Bettmann
1891	Clyde Johnson
1892	James Robinson, Dan Laurence
1893	Dan Laurence, Russell Reeder
1894	W. Durant Berry
1895	Randolph Matthews
1896	Lyman Eaton
1897	William Bass
1898	Albert Morrill
1899	Howard Nieman
1900	Burt Charles
1901	Adolph Fennell
1902	Harry Box
1903	Harry Wieman
1904	Alfred McCray
1905	William Foley
1906	Edward Adams
1907	W. Peaslee
1908	Robert Marx
1909	Ernest DuBray
1910	Walter Heuck
1911	Walter Heuck
1912	Robert Heuck
1913	Clement Fenker
1914	L.K. Baehr
1915	Roy Palmer
1916	Harold Altamer
1917	Harold Talcott
1918	Charles Shyrook
1919	Bob Stack
1920	Dan Fries
1921	Frank Crolley
1922	Mike Palmer
1923	Red Prather
1924	Tony McAndrews
1925	John Pease
1926	Tiny Herman

1927	Joseph Filger
1928	John Schott
1929	Frank Dost
1930	Art Hallett
1931	Cliff Goldmeyer
1932	Bill Gilliland
1933	Merle Williams
1934	George Smith
1935	Ray Nolting
1936	Linus Haby
1937	Wade "Red" Woodworth
1938	Harry Shelby
1939	Orville Kelchner
1940	Otto Oppenheimer
1941	James Bettis
1942	Nick Skorich
1945	None
1946	Elbie Nickel
1947	Al Sabato, Dick Langenbeck
1948	Roger Stephens
1949	Thurman Owens
1950	Pete St. Clair
1951	Ralph Staub, Nick Shundrich
1952	Glenn Sample
1953	Don Fritz, Dom Del Bene
1954	Dick Goist
1955	Joe Miller
1956	Jack Gordon
1957	Dick Seomin, Ron Couch
1958	Bob Del Rosa
1959	Jim Leo
1960	Howard Converse
1961	Ken Byers, Don Ross
1962	Rufus Simmons, Phil Goldner
1963	Darrell Cauley
1964	Brig Owens, Jerry Momper
1965	Dick Fugere
1966	Jay Bachman, John Parker
1967	Tony Jackson, Jerry Mislik
1968	Greg Cook, Milt Balkum
1969	Bob Merkich, Jim Nelson
1970	Bob Bell, Mark Mercurio, Earl Wilson

1971	Albert Johnson, Ken Weingart,
	Craig Heneveld, Ron Bryant
1972	Billy Hunter
1973	Evan Jolitz
1974	Tom Rose, Tom Marvaso
1975	Jay Bonds, Paul Hunter
1976	Mike Woods, Howie Kurnick
1977	Gardner Cobb, Howie Kurnick
	Napoleon Outlaw, Dan Rains, Mike Woods
1978	Dwayne Berry, Jim Daley
	Howie Kurnick, Mike Rock
1979	Farley Bell, Ed Kloboves
	Mike Rogers, Dan Vete
1980	Scott Heineman, Karl Woods
1981	James Bettis, Mike Brookins
	Mike Gates, Tim Schira, Kari Yli-Renko
1982	Danny Barrett, Mike Gates
	Antonio Gibson, Joe Olding, George Warhop
1983	Gene Beck, Bill Booze, Don Goodman,
	George Jamison, Linwood Marshall
1984	Troy Bodine, Tom Egenoff
1985	Nick Frankos, Reggie Taylor
1986	Alex Gordon, Rob Niehoff
	Reggie Taylor
1987	Bob Leshnak, John Lewis
	Danny McCain
1988	Chris Asbeck, Bill Davis, Daryl Huber
1989	Jack Brusciannelli
1990	John Arena, Kyle Stroh
1991	John Arena, Johnathan Cockrell
1991	Kelly Sims
1992	Kris Bjorson, Ronnie Dixon
1993	Jocelyn Borgella, Jason Coppess
	Nate Dingle, Lance Harp
1994	Ernest Allen, Reggie Hudson
	Matt Vaupel
1995	Muhammed El-Mubarak
	Darrell Harding, Jamie Lemire, Eric Wibberts
1996	Sam Garnes, Chris Hewitt
	Rob Robinson, Robert Tate
1997	Phillip Curry, Jason Fabini,
	John Kobalka, Derrick Ransom

1998	Hassan Champion, Percy Evans
	Tinker Keck, Chad Plummer, Brian Uhl
	Kevin Ward
1999	Ken Biggs, Robert Cooper,
	Eddie Johnson, Tinker Keck, Doug Rosfeld
2000	Troy Evans, Eddie Johnson
	Deontey Kenner, Doug Rosfeld
2001	Lewis Carter, Kirt Doolin, Josh Gardner,
	LaVar Glover, Kirk Thompson
2002	Blue Adams, Derrick Adams
	Kirt Doolin, Willis Edwards, Josh Gardner
	Tye Keith
2003	Andre Frazier, Tedric Harwell
	A.J. Lucius, Zach Norton, Kyle Takavitz
2004	Andre Frazier, Gino Guidugli
	Daven Holly, Kyle Takavitz
2005	Brent Celek, Steve Eastlake
	Adam Roberts, Derick Ross
2006	Brent Celek, Dominic Ross
2007	Digger Bujnoch, Haruki Nakamura
2008	Dustin Grutza, DeAngelo Smith
2009	Tony Pike, Aaron Webster
2010	John Goebel, Collin McCafferty
2011	Zach Collaros, JK Schaffer
2012	Camerron Cheatham, Dan Giordano
	Travis Kelce, Walter Stewart
2013	Greg Blair, Austen Bujnoch
	Brendon Kay, Jordan Stepp
2014	Eric Lefeld, Munchie Legaux
	Jeff Luc, Nick Temple
2015	Parker Ehinger, Gunner Kiel
	Shaq Washington, Kirk Willis
2016	Zach Edwards, Tion Green
	Alex Pace, Eric Wilson



2017 CINCINNATI FOOTBALL

ALL-TIME ASSISTANT COACHES

COACH	YEARS	COACH	YEARS	COACH	YEARS
Jahmille Addae.....	2010	Keith Gilmore.....	2007-08	Joe Perella.....	1972
Dick Anderson.....	1961-62	Mike Gillhamer.....	2016	Scott Pethel.....	2003
Dave Ash.....	1963	Cary Godette.....	1983-88	Doug Phillips.....	2017-
Mike Bajakian.....	2010-12	Mike Gottfried.....	1975-76	Joker Phillips.....	1997-98, 2017-
Bill Baldridge.....	1981-82	Don Grammer.....	1958-60	Sam Pittman.....	1996
Dave Baldwin.....	2001	Eddie Gran.....	1992-93; 2013-15	Robert Prunty.....	2013-16
Tim Banks.....	2010-11	JB Grimes.....	2016	Jeff Quinn.....	2007-09
Harlon Barnett.....	2004-06	Nick Grimes.....	2016	Dan Radakovich.....	1969
Leeman Bennett.....	1967-68	Lorenzo Guess.....	2009	Dave Ritchie.....	1969-72; 1987-88
Dana Bible.....	1978-80; 1994	Gino Guidugli.....	2017-	Dana Roach.....	1986
Mike Biscotti.....	1988	Lynn Hailstock.....	1983	Tracy Rocker.....	2002
George Blackburn.....	1949-53	Jack Hanlon.....	1954-55	Tom Roggeman.....	1993-94
Ron Blackledge.....	1970-72	John Harbaugh.....	1989-96	Blake Rolan.....	2013-16
Reyman Bonar.....	1947-48	Lee Haslinger.....	1956-58	Jerry Rosburg.....	1992-95
Jay Bonds.....	1981-82	Owen Hauck.....	1967	Tim Rose.....	1995
George Boutselis.....	1967-68	Ralph Hawkins.....	1968	Robin Ross.....	1984-85
Mark Bradley.....	1983	Tyson Helton.....	2013	Tom Rossley.....	1977
D.J. Brown.....	1979-80	Andy Hendel.....	2001	Dan Roushar.....	2005-06
Carl Brumbaugh.....	1947	Harry Hiestand.....	1989-93	Rex Ryan.....	1996-97
Bob Burns.....	1973	Darren Hiller.....	2013-15	Glenn Sample.....	1956-60
Rusty Burns.....	1989-91; 2002-03	Darin Hinshaw.....	2013-15	Mike Scarry.....	1956-62
Ray Callahan.....	1967-68	Tim Hinton.....	2004-09	Bill Schmitz.....	1982-83
Mike Cassity.....	1994	Van Hollaway.....	1981-83	Bill Schwarberg.....	1947-55
Rick Christie.....	1982	Dick Hopkins.....	1983	Greg Seamon.....	1995-98
A.J. Christoff.....	2001-02	Greg Hudson.....	1997-2000	Stacy Searels.....	2001-02
Rich Christophel.....	1983	Hank Hughes.....	1993, 2013	Dick Selcer.....	1965-66
Frank Claire.....	1955	William Inge.....	2008-09	Bill Shalosky.....	1955-59
Mike Clark.....	1986-87	Kenny Ingram.....	2015-16	Steve Shankweiler.....	2003
Steven Clinkscale.....	2013-15	Bruce Ivory.....	1984-93	Bob Shaw.....	1973-76
Charles Coe.....	1977-78	John Jancek.....	2010-12	Gary Shephard.....	1983
Johnnie Cole.....	1995	Dave Johnson.....	2011-12	Bill Sheridan.....	1989-91
L.C. Cole.....	1994-95	Amos Jones.....	1999-2002	Karl Singer.....	1973-76
Tony Cole.....	1979	Ernest Jones.....	2007	Bill Singler.....	1984-85
Sam Congie.....	1969	Mike Jones.....	1981	George Smith.....	1948
Kerry Coombs.....	2007-2011	Wayne Jones.....	1973-76	Rick Smith.....	1999-00
Ron Corradini.....	1984	Greg Karpinski.....	1994-98	Mike Solari.....	1981-82
Mark Criner.....	2002-03	Art Kaufman.....	2013	Mark Staten.....	2004-06
Scott Criner.....	1986-88	Jim Kelly.....	1960-76	Ralph Staub.....	1964-68
Ron Crook.....	2017-	Stan Klimczak.....	1951-52	Charles Stobart.....	1966
Ted Daisher.....	1989-92	Mike Kolakowski.....	2003	Lowell Storm.....	1953-54
Kim Dameron.....	1996-98	Jeff Koonz.....	2014-16	Steve Stripling.....	2010-12
Joe Daniels.....	1997-2000	Don Lawrence.....	1966	Fred Tate.....	2013
Dino Dawson.....	2002-03	Tommie Liggins.....	1981-82	Zac Taylor.....	2016
Tony DeBlasse.....	1985-87	Ty Linder.....	2015-16	Jon Tenuta.....	2017-
Jack Delaney.....	1954-63	Kyle Lingerfelt.....	1995	Larry Tischler.....	1977-80
Mike Denbrock.....	2016-	John Lovette.....	1989-92	Mike Tomlin.....	1999-00
Bob Diaco.....	2009	Dick Mack.....	1978-80	Don Treadwell.....	1994; 2004-06
Mike Dickens.....	1982	Joe Madro.....	1949-54	Joe Tresey.....	2007-08
Paul Dietzel.....	1949-50	Don Mahoney.....	2010-12	Mike Tressel.....	2004-06
Tyrone Dixon.....	2000-01	Roy Manning.....	2012	Jeff Uhlenhake.....	2004
Jack Donaldson.....	1984-87	Greg Mantooth.....	1983	Bob Valesente.....	1975-76
Phil Dorn.....	2002-03	Don Martindale.....	1997-98	Craig Ver Steeg.....	1990-93
Mark Duffner.....	1977-80	Willie Martinez.....	2017-	Tim Viox.....	1986-88
Dave Dunkelberger.....	1969-72	Skip Mathieson.....	1977	Tom Walsh.....	1981
Paul Dunn.....	1994-95	Ken Matous.....	1989	Dave Warner.....	2006
Hal Dyer.....	1973-74	Stan McGarvey.....	1981-82	Al Washington.....	2017-
Jerry Eisaman.....	1969-71	Charles McMillan.....	2001	T.J. Weist.....	2010-12
Mark Elder.....	2010-12	Dick MacPherson.....	1961-65	Lou West.....	1988-93
Charles Ellis.....	1955-57	Bob Miller.....	1959-62	John Wiethe.....	1947-48
Mike Elston.....	2007-09	Paul Misali.....	1964-65	Mike Wiles.....	1988
Dan Enos.....	2004-05	Charley Molnar.....	2007-09	Brian Williams.....	1996
Jack Faulkner.....	1950-54	John Montgomery.....	1996	Keith Willis.....	1999-00
Foge Fazio.....	1973-76	Shannon Morrison.....	2012	Bob Wolf.....	1982
Jeff Filkovski.....	1998-03	Pat Narduzzi.....	2004-06	Bob Wylie.....	1996
Jimbo Fisher.....	1999	Don Nehlen.....	1963	Tony Yellowich.....	1974-76
Dino Folino.....	1977-80	Dave Nickel.....	1984-88	Ed Youngs.....	1984-86
Greg Forest.....	2007-09	Marc Nudelberg.....	2014	Larry Zierlein.....	1997-00
Marcus Freeman.....	2017-	Phil Owen.....	1969	Dave Zimmerman.....	1977-80
John Fricke.....	1971-72	Rod Paige.....	1969-70	Ron Zook.....	1981-82
O'Neill Gilbert.....	2001	Jim Parker.....	1971-72	William Zwaan.....	1980
Ted Gill.....	2003-06	John Parker.....	1977-80		

Full-time staff members since 1947.



UNDER ARMOUR.

GAME_{on} ANOTHER LEVEL.



UA HIGHLIGHT LUX MC

SUPER-HIGH

The highest high-top in the game delivers "second skin" flex & fit.

RIDICULOUSLY LIGHT

Lightweight Plasma X Cleat Plate maximizes traction & stability.

LEONARD FOURNETTE / @LEONARDFOURNETTE

I WILL.™

2017 SCHEDULE

0
1
2
3
4
5



AUG.
31

AUSTIN PEAY



SEPT.
9

@ **MICHIGAN**



SEPT.
16

@ **MIAMI (OH)**



SEPT.
23

@ **NAVY ***



SEPT.
30

MARSHALL



OCT.
7

UCF *



OCT.
21

SMU *



OCT.
28

@ **USF ***



NOV.
4

@ **TULANE ***



NOV.
10

TEMPLE *



NOV.
18

@ **EAST CAROLINA ***



NOV.
25

UCONN *