



@USFFOOTBALL

Nov. 5 2018

# UNIVERSITY OF SOUTH FLORIDA BULLS FOOTBALL

TAMPA, FLORIDA

22nd SEASON • 15 WINNING SEASONS • 10 TIMES BOWL ELIGIBLE • 6 BOWL VICTORIES •  
30 NFL DRAFT PICKS • 14 ALL-AMERICA SELECTIONS • REACHED NO. 2 RANKING IN 2007

## 2018 USF GAME NOTES

## GAME 10 • CINCINNATI

### USF DRIVE STARTERS

- ✓ Bulls look for first win over ranked foe since 2016 and first road win over ranked foe since 2011.
- ✓ Bulls look to end longest conference losing skid since 2014 and longest overall skid since 2015.
- ✓ USF begins two-game road swing and final three-game stretch vs. teams above it in AAC East Division.
- ✓ Ford posting 8.6 ypc and TD every 6 carries in last 5.
- ✓ McCants closing on season & career receiving marks.
- ✓ Barnett on pace for first 3,000-yard passing season in program history, 19th nationally in passing.
- ✓ Black leads Bulls in TFL (8.5) and sacks (5.0)
- ✓ Cronkrite, 10th in NCAA in rushing, needs 54 yards to become fifth Bull to post 1,000-yard rushing season.

### USF STATISTICAL LEADERS

**RUN:** Cronkrite: 136 carries 946 yds, 7 TD, 118.2 ypg  
**PASS:** Barnett: 62.2%, 2,400 yds, 11 TD, 9 INT, 266.7 ypg  
**REC:** McCants: 51 rec, 543 yds, 2 TD, 60.3 ypg  
**SCORING:** Weiss (58 pts: 10-13 FG, 28-31 PAT)  
**TACKLES:** McGee: 71 (8.9 tpg)  
**TFL:** Black: 8.5  
**SACKS:** Black, 5.0  
**INT:** Hampton & Roberts, 2  
**USF CAPTAINS:** Game-by-Game

### USF RADIO NETWORK

**FLAGSHIP:** 820 AM WWBA (TAMPA)  
**IHEART RADIO (DIGITAL) - BULLS UNLIMITED**  
 Jim Louk, play-by-play Sam Barrington, analyst  
 Joey Johnston, sideline  
**PREGAME SHOW (2 HRS PRIOR TO KICK)**  
 Jim Lighthall, Rock Riley & Darek Sharp  
**USF RADIO AFFILIATES**  
 820 AM WWBA - Tampa Bay \*\* \*\* Carry Coaches Show  
 98.3 FM WWRZ - Central Florida 96.7 FM WMTB - Tampa Bay  
 1070 AM WKII - Ft. Myers/Port Charlotte\*\*

### FIND US ON SOCIAL MEDIA

**Twitter:** @USFFOOTBALL, @CoachStrong\_USF  
**Instagram:** USFFOOTBALL  
**Facebook:** facebook.com/SouthFloridaFootball  
 #GoBulls; #HornsUp; #BullStrong

### USF ATHLETIC COMMUNICATIONS

4202 E. Fowler Ave., ATH 100, Tampa, FL 33620  
 OFFICE: 813-974-2125 WEB: GoUSFBulls.com  
**Brian Siegrist, Associate AD for Communications**  
 O: (813) 974-4086 | C: (813)-293-3897 | siegrist@usf.edu  
**Jay D'Abramo Asst. Director of Communications**  
 O: (813) 974-7099 | C: 813-210-7333 | jdabramo@usf.edu

**USF** (7-2; 3-2 American) **at #25/23 Cincinnati** (8-1; 4-1 American)  
 Sat., Nov. 10 • 7:00 P.M. • Cincinnati, Ohio • Nippert Stadium (40,000)

**SURFACE:** Artificial  
**TV:** ESPNU: Bill Roth (p-by-p) & Mike Golic Jr. (analyst)  
**RADIO:** USF Radio Network (820 AM/98.3 FM)  
**AUDIO STREAM:** iHeartRadio - Bulls Unlimited  
**SERIES:** Cincinnati leads, 8-7  
**IN TAMPA:** USF leads, 5-3  
**AT CINCINNATI:** UC leads, 5-2  
 Last, USF won, 45-20, in 2016  
**LAST:** USF W, 33-3, last year in Tampa  
**STREAK:** USF has won three in a row



USF

**RANKINGS (AP/COACHES):** .....NR/RV 10  
**HEAD COACH:** .....Charlie Strong (C. Arkansas, '82)  
**RECORD AT USF:** .....17-4 (2nd)  
**CAREER RECORD:** .....70-41 (10th)



CINCINNATI

**RANKINGS (AP/COACHES):** .....25/23  
**HEAD COACH:** .....Luke Fickell  
**RECORD AT CINCINNATI:** .....12-9 (2nd)  
**CAREER RECORD:** .....18-16 (3rd)

@USFFOOTBALL @COACHSTRONG\_USF @USFATHLETICS #HORNSUP #GOBULLS #BULLSTRONG

## 2018 SCHEDULE

DATE	OPPONENT	KICK/RESULT	TV	NOTABLE
Sat., Sept. 1	ELON	W, 34-14	ESPN3	Bulls jump to 31-0 lead
Sat., Sept. 8	GEORGIA TECH	W, 49-38	ABC/ESPN2	Barnett throws for 305 & 3TD, runs for 1 TD in debut USF with 21 unanswered points, forced three turnovers, Barnett 86 yds and 2 TD rushing
Sat., Sept. 15	at Illinois (Soldier Field, Chicago)	W, 25-19	BTN	Came from 10 down in 4th QT USF with 18 unanswered points, Barnett 411 yds & 2 TD passing
Sat., Sept. 22	ECU	W, 20-13	ESPNews	Cronkrite 129 yards rushing/80 yd TD Schneider 9 punts for 49.2 ypp average
Sat., Oct. 6	at UMass	W, 58-42	Great 38/Eleven/NESN	Bulls score 31 straight, lead 41-14 Cronkrite sets USF & AAC record with 302 rushing yards
Fri., Oct. 12	at Tulsa	W, 25-24	ESPN	Weiss 22-yard game-winning FG (:02) Scored final 15 points to overcome 14pt 4th QT deficit
Sat., Oct. 20	UCONN (Homecoming)	W, 38-30	CBSSN	Bulls post 611 yards of offense Johnny Ford runs for 164 yards & 3 TD
Sat., Oct. 27	at Houston	L, 36-57	ABC/ESPN2	Ford runs for 106 yards & 2 TD Houston posts opponent record point and yardage totals
Sat., Nov. 3	TULANE (Salute to Service)	L, 15-41	CBSSN	Tulane scores 34 unanswered Barnett throws for 332 yards, runs for 59
Sat., Nov. 10	at #25/23 Cincinnati	7:00 PM	ESPNU	UC went 4-8 (2-6 AAC) in 2017 USF won last three, W, 33-3, in 2017
Sat., Nov. 17	at Temple	TBD	TBD	Temple went 7-6 (4-4 AAC) in 2017 USF won, 43-7, in Tampa in 2017
Fri., Nov. 23	# 11/11 UCF (War on I-4)	TBD	TBD	UCF went 13-0, finished No. 6 in 2017 USF leads War on I-4, 6-3, UCF won, 49-42, last year
Sat., Dec. 1	AAC Championship	3:30 PM	ABC	played at home site

\* American Athletic Conference game

All games can be heard on the USF Radio Network and GoUSFBulls.com

### GAME DAY AT CINCINNATI

Following a rare home loss and with its first two-game skid since dropping three straight early in the 2015 season, USF begins a two-game road swing against two teams above the Bulls in the AAC East Division standings. The Bulls have won the last three meetings vs. Cincinnati, including a 45-20 win in their last trip to Nippert Stadium in 2016. The Bulls are 2-5 all-time at Cincinnati. USF has lost back-to-back conference games for the first time since the last two games of 2014 (Memphis and UCF). The Bulls last three-game conference skid came in 2013. With possible temperatures in the 30's at kickoff, it would mark the Bulls' first kickoff below 40 degrees since falling 31-6 at Rutgers on Dec. 7, 2013.

■ **VS. RANKED:** USF will be facing its first ranked opponent since falling at No. 12 UCF (49-42) on Nov. 24, 2017. USF is 0-1 vs. ranked foes under Charlie Strong and 11-23 all-time. The Bulls' last victory over a ranked team came vs. No. 22 Navy (52-45) in 2016. USF's last road win vs. a ranked team came at No. 16 Notre Dame (23-20) on Sept. 3, 2011.

■ **ROAD WARRIORS:** USF has gone 13-3 away from Tampa (10-3 in true road games) in the last three seasons and has won six of its last eight conference road games. The Bulls are averaging 40.5 ppg in their last 16 games away from Tampa, failing to score at least 30 just twice.

■ **BARNETT CLOSING ON 3,000:** Having passed for 322 yards in Saturday's loss to Tulane, Blake Barnett enters this weekend's game with 2,400 passing yards, 9th on the USF season charts, and closing quickly on the first 3,000-yard passing season in program history. Barnett ranks 19th nationally and third in The American passing for 267.2 yards per game and 16th nationally and third in The American in total offense (301.8 ypg).

## USF QUICK FACTS

### HEAD COACH CHARLIE STRONG

**Years Coached:** \_\_\_\_\_ 10th season (2nd at USF)  
**Alma Mater:** \_\_\_\_\_ Central Arkansas, '82  
 \_\_\_\_\_ three-time all-conference defensive back  
**Career Record:** \_\_\_\_\_ 70-41 (10th)  
**Record at USF:** \_\_\_\_\_ 17-4 (2nd)  
**American Conf. Record:** \_\_\_\_\_ 16-5 (3rd; 1 at UL)  
**Career Bowl Record:** \_\_\_\_\_ 4-3

## USF COACHING STAFF (game location)

Brian Jean-Mary (**Field**) Def. Coord. /Asst. HC/LBs  
 Sterlin Gilbert (**Field**) Off. Coord./QBs  
 Blue Adams (**Press Box**) Defensive Backs  
 Justin Burke (**Press Box**) Tight Ends/Special Teams  
 Damon Cogdell (**Field**) Defensive Ends  
 Sean Cronin (**Press Box**) Defensive Tackles  
 Shaun King (**Field**) Running Backs  
 Matt Mattox (**Field**) Offensive Line/Run Game  
 Tommy Restivo (**Field**) Safeties  
 Charlie Williams (**Field**) Wide Receivers  
 Pat Moorer (**Field**) Strength & Conditioning  
**Analysts:** Trent Earley, Victor Gill, Bryan Hill,  
 Saki Mihalakos, Preston Pace & Scott Spurrier.  
**Graduate Assistants:** Jamey McClendon,  
 Preston Pace, Emilio Nadelman, Luke Turner

## IN THE PRESS BOX

**OFFENSE:** Justin Burke (TEs & SPC)

**DEFENSE:** Blue Adams (DBs) & Sean Cronin (DTs)

## UNIVERSITY QUICK FACTS

**Location:** Tampa, Fla. **Enrollment:** 50,577  
**Nickname:** Bulls **Colors:** Green & Gold  
**Conference:** American Athletic  
**President:** Dr. Judy Genshaft  
**Athletic Director:** Michael Kelly  
**Football Office Phone:** 813-974-7170  
**Press Box Phone:** 813-350-6225

## TEAM OVERVIEW

**2017 Overall Record:** 10-2 (2nd straight 10+ win)  
**2017 American Athletic Record:** 6-2 (2nd in East)  
**Starters Returning/Lost:** 11/13  
**Offense:** 6/5; **Defense:** 5/6  
**Special Teams:** 0/2  
**Lettermen Returning/Lost:** 41/33  
**Offense:** 20/17 **Defense:** 21/13  
**Special Teams:** 0/3

## FOOTBALL HISTORY

**First Year:** 1997 **First Year in FBS:** 2000  
**Overall Record (years):** 153-107 (22nd season)  
**FBS Record (years):** 133-94 (19th season)  
**All-Time Bowl Record:** 6-3 (9 appearances)  
**Last Bowl:** 2017 Birmingham (W vs. Texas Tech)  
**First Team All-Americans:** 6  
**First Team All-Conference:** 31

## STADIUM INFORMATION

**Name:** Raymond James Stadium  
**Capacity:** 65,857 **Surface:** Tifway Bermuda 419  
**Record At Ray Jay:** 88-41 (.682)

## THE PROGRAM

In its 22nd season and 19th at the FBS level, USF Football has made nine bowl appearances, including a current string of three straight and every season between 2005-10 (6 straight). USF has won six bowl games and has produced 14 All-America selections, 30 NFL Draft picks and reached the No. 2 ranking in the Associated Press Poll in 2007.

## LAST TIME OUT

### BULLS SUFFER BACK-TO-BACK LOSSES FOR FIRST TIME SINCE 2015

USF put the first points on the board with a field goal on its opening drive, but then saw Tulane score 34 unanswered points to post a 41-15 victory in Raymond James Stadium, just the Bulls fourth loss in their last 24 home games and largest home defeat since falling, 49-17, to N.C. State on Sept. 13, 2014. The 15 points marked a low under head coach Charlie Strong.

- Tulane ran for a USF opponent season high 365 yards, averaging 7.0 yards per carry.
- USF committed three turnovers and had 10 penalties in the game for 91 yards.
- Tulane's Darius Bradwell (135) and Corey Dauphine (121) both ran for 100 yards in the game.
- Blake Barnett passed for 322 yards on 29-of-49 passing with one interception for his third 300-yard passing game of the season, second-most in a season at USF.
- Tyre McCants had nine receptions for 85 yards, improving his season receptions total to 51, which ranks sixth all-time at USF. Jernard Phillips had a career-best five catches for 62 yards.
- USF was held to a season-low 110 yards rushing, its lowest mark since 115 vs. ECU and ending a string of four straight games running for 200-plus yards. Barnett led USF rushers with 59 yards.
- FR LB Dwayne Boyles made his second start and led the team with 10 tackles while Josh Black added nine.

## USF NUMBERS TO KNOW

**9,264** – Distance that **Trent Schneider**, a 28-year-old, left-footed punter from Sydney, Australia, is from home. He tied a USF record with a 72-yard punt vs. ECU and averaged 49.2 ypp in the game (3rd-best all-time at USF).

**6,000** – USF has eclipsed 6,000 yards in total offense in each of the previous two seasons and ranked 6th in total offense (513.0 ypg) & 10th in scoring (38.3 ppg) in 2017. The Bulls are currently 11th in total (493.8 ypg) & 35th in Scoring (33.3 ppg)

**3,100** – USF has run for at least 3,100 yards each of the last three seasons while ranking in the top 10 in rushing nationally in each season. USF ranked 8th nationally in 2017 (264.1 ypg) and currently stands 29th (219.7 ypg).

**2,400** – Passing yards for Blake Barnett, on pace for a USF record & first-ever 3,000-yard passing season. Barnett ranks 16th nationally and 3rd in the AAC in both passing (267.2 ypg) and total offense (301.8 ypg)

**1,777, 119 & 15** – SR WR **Tyre McCants'** 1,777 career yards rank 3rd all-time at USF, while his 119 receptions rank 4th and his 15 receiving TD are 3rd most all-time. He set the USF game record with 227 yards on nine catches at UCF in 2017. He leads USF with 51 catches (6th most on USF charts) and 543 yards.

**946** – Rushing yards for JR RB **Jordan Cronkrite** as he closes in on the 9th 1,000-yard season in program history. He posted five straight 100-yard games to equal the USF record streak for 100-yard games.

**411** – JR QB **Blake Barnett** passed for 411 yards vs. Illinois, the second-best total in USF history, and accounted for 428 yards, the 7th best total.

**400** – USF has produced 400 yards of offense or more in 18 of its last 19 games, including 626 at Illinois, 611 vs. UConn and 574 at UMass. USF has eclipsed 500 yards four times in 2018.

**302** – USF and American Conference record rushing yards posted by JR RB **Jordan Cronkrite** at UMass, the fourth-best rushing total by an FBS player from a state of Florida program.

**118 & 6.9** – RB **Jordan Cronkrite** is 10th nationally averaging 118 ypg and 6th with 6.9 yards per carry.

**150** – With a win over ECU, USF became the fastest program in the state of Florida to reach 150 wins.

**100** – RS FR WR **Randall St. Felix** has posted three 100-yard receiving games, including the best receiving debut in program history with 143 yards and a touchdown vs. Elon. He is second on the team with 484 yards receiving and leads the team with 20.2 ypc

**98 & 97** – FR WR **Terrence Horne** tied an NCAA record with two kickoff returns for TDs (98 & 97 yds) vs. Georgia Tech. His 264 kickoff return yards in the game set a USF record. He will miss the rest of the season after tearing his ACL in practice prior to the ECU game.

**71** – SR LB **Khalid McGee** leads USF with 71 tackles after transitioning from safety to linebacker. He is 4th in The American with 8.9 tpg.

**40.5** – USF is averaging 40.5 ppg while going 13-3 in its last 16 games away from Tampa.

**38** – USF had a nation-leading streak of 38 games scoring at least 20 points broken vs. Tulane. The Bulls has previously failed to reach 20 on Oct. 31, 2015 in a 29-17 loss at Navy.

**35** – Wins for USF in its last 43 games (35-8; 81.3%), a mark that ranks 5th nationally behind only Alabama, Clemson, Ohio State and Oklahoma.

**37** – SR DB **Ronnie Hoggins** has posted double-digit tackles in two games, including 11 at Illinois. He is the most experienced Bull with 37 starts.

**28** – Receptions for JR TE **Mitchell Wilcox**, a Mackey Award candidate for the second straight year. He set a new USF tight end record with eight catches at Illinois totaling 109 yards. He is having a career year with 28 receptions for 378 yards, including 5 for 95 at Tulsa.

**22** – USF is 22-7 in American Athletic Conference games over the last three seasons, the best record of any team over that span. The Bulls are 15-2 against the East Division opponents in the last three years and 18-6 over the first six years of the conference.

**20** – USF checked in at No. 20 in the Coaches poll in Week 9, the 32nd appearance in the top 20. The winningest era of USF football includes a program-record run of 20 straight weeks ranked in the Top 25 (2016-17), three straight bowl game appearances and two straight bowl victories over Power 5 opponents.

**16** – USF has collected 16 turnovers on the year (35th in NCAA) and had a season high 5 at UMass. Seven different players have accounted for the Bulls' 9 INT on the year. USF ranked 2nd nationally in interceptions (20) and 15th in turnover margin (.83) in 2017.

**17th** – USF ranks 17th in the nation in TFL (7.6 tpg) and 35th in sacks (2.56 spg). The Bulls were 5th in the nation in TFL (8.4 tpg) and 11th in sacks (3.0 spg) in 2017.

**12th** – USF reached bowl eligibility for the 4th straight season with a victory at Tulsa on Oct. 12, the earliest the program has ever become bowl eligible.

**11th** – The Bulls currently rank 11th nationally in total offense (493.8 ypg). In 21 games under OC Sterlin Gilbert, USF has been outgained in offensive yards just three times and is averaging 514.63 ypg & 36.0 ppg.

**10** – For the first time since 2011, USF returned all 10 members of its primary coaching staff, including returning its offensive coordinator (Sterlin Gilbert) for the first time in six seasons and defensive coordinator (Brian Jean-Mary) for the first time in four seasons.

**14-1** – USF is 14-1 under Charlie Strong when rushing for 200 yards in a game, falling for the first time at Houston, and 14-0 when outrushing an opponent under Strong.

**6** – USF had a 100-yard rusher in six straight games (Sept. 15-Oct. 27) to tie a program record set in 2016 when Quinton Flowers, Marlon Mack and Darius Tice combined to post six.



## #BULLSTRONG: INSIDE USF FOOTBALL

Shot and produced by 20-time Emmy-winning Awesome Films, #BULLSTRONG: Inside USF Football takes fans inside the program with stunning cinematography and unprecedented access. The show, was selected as the winner of the Outstanding Program Series award among more than 100 national entries at the 2017 SVG/NACDA College Sports Media Awards in Atlanta.

### AIR TIMES: EACH GAME WEEK

FOX Sports Florida (CH: 39 & 1149 HD Spectrum; CH: 77 & 577 (Verizon FiOS); DirecTV (654); Dish Network (423 SD; 373 HD): Aired on Thursdays at 4:30 p.m. in the Tampa Bay market. Check local listings.

## OPPONENT PREVIEW: CINCINNATI: UC LEADS, 8-7

The Cincinnati Bearcats are 8-1 coming off an impressive 42-0 win over Navy last weekend. Cincinnati held Navy to just 171 total yards in the game.

- The Bearcats own the top ranked defense in The American, allowing 14 points per game, nearly seven points less than any other team in the league. They also lead in total defense (273.4 ypg), 90 yards less than any other AAC team.
- Cincinnati has allowed opponents to convert only 26% of third down opportunities (36 of 137).
- The Bulls and Cincinnati will be meeting for the 16th time, which will tie the Bearcats with Connecticut as USF's most common opponent. Cincinnati leads the series 8-7, although the Bulls have won the last three meetings.
- The Cincinnati offense is led by QB Desmond Ridder, who has thrown for 1,703 yards and 13 touchdowns. Running back Michael Warren ranks 15th in FBS with 931 rushing yards and fourth with 14 rushing touchdowns.
- UC's offense is ranked 29th nationally scoring 35.0 ppg and 31st posting 449.6 ypg, including 235.6 ypg on the ground to rank 16th nationally in rushing offense.

### LAST TIME VS. CINCINNATI: OCT. 14, 2017 IN TAMPA; USF WON, 33-3

- The USF held Cincinnati to a field goal in the first quarter as the Bulls kept an opponent out of the end zone for the fifth consecutive quarter. Greg Reaves led the Bulls with a career-high eight tackles, along with a half sack and 1.5 tackles for loss.
- USF's defense gained a pick-6 by linebacker Auggie Sanchez. The senior covered 65 yards to reach the end zone on the final play of the first half. Juwan Brown forced and recovered a fumble on a sack in the second half.
- Quinton Flowers ran for 80 yards and a touchdown while becoming the second Bull to rush for 3,000 career yards. Darius Tice brought his team-leading total up to eight rushing touchdowns and helped the Bulls run for 212 yards.
- Emilio Nadelman connected on all four of his field goal attempts to tie the school record of 13 consecutive field goals made.
- USF tallied 402 total yards, rushing for 212, while holding Cincinnati to just 273 yards of offense and 95 yards on the ground. The teams combined to commit 25 penalties (14 for USF, 11 for Cincinnati).

### SCORING BY QUARTERS

	1	2	3	4	OT	F
CINCINNATI	3	0	0	0	-	3
USF	3	20	7	3	-	33

Attendance: 43,708 Time: 3:13

Team Statistics	CINCINNATI	USF
First Downs	21	25
Rushes-Yards	33-95	53-212
Passing Yards	178	190
Comp-Att-Int	21-37-1	17-30-0
Total Yards	273	402
Punts-Avg.	7-41.9	6-48.7
Punt Returns	0-0-0	3-18-0
Kickoff Returns	2-37-0	1-16-0
Interception Returns	0-0-0	1-65-1
Penalties-Yards	11-98	14-137
Fumbles-Lost	2-1	0-0
Sacks By	0-0	3-21
3rd Down Conversions	4-16	9-20
4th Down Conversions	0-1	1-1
Time of Possession	29:31	30:29

### USF

Rushing	Att	Yds	TD	Lg		
Quinton Flowers	15	80	1	16		
Darius Tice	15	55	1	11		
D'Ernest Johnson	17	53	0	6		
Passing	Att	Cmp	Yds	TD	Int	Lg
Quinton Flowers	29	16	184	0	0	37
Receiving	No	Yds	TD	Lg		
Darnell Salomon	4	40	0	14		
Deangelo Antoine	3	50	0	20		
Elkanah Dillon	3	26	0	16		
Marquez Valdes-Scantling	3	19	0	12		
Mitchell Wilcox	3	18	0	12		

### CINCINNATI

Rushing	Att	Yds	TD	Lg		
M. Warren	6	47	0	16		
Gerrid Doaks	6	37	0	13		
Ross Trail	6	17	0	13		
Passing	Att	Cmp	Yds	TD	Int	Lg
Hayden Moore	28	16	147	0	1	20
Ross Trail	9	5	31	0	0	10
Receiving	No	Yds	TD	Lg		
Kahlil Lewis	6	35	0	15		
Tyler Cogswell	3	20	0	9		

## FRESHMAN FORD PROVIDING HUGE SPARK

Freshman Johnny Ford (5-5, 168) has provided a huge spark in the Bulls' rushing attack

- He has scored a touchdown in 4 of the last 5 games and 8 total during that span to tie for the team lead in rushing touchdowns (8) on the year.
- Has posted 440 yards & 8 TD on 51 carries in the last five games, averaging 8.6 ypc and a TD every 6 carries.
- Posted back-to-back 100-yard games running for a team-high 164 yards and 3 TD on just 7 carries (23.4 ypc) vs. UConn and 106 yards and 2 TD on 16 carries at Houston.
- He leads the team averaging 7.8 yards per carry on 64 carries, on pace for a USF record for a minimum 75 carries.

## AMERICAN CONFERENCE

School	CONF	OVERALL	STREAK
<b>EAST</b>			
UCF	5-0	8-0	W8
Cincinnati	4-1	8-1	W2
Temple	4-1	5-4	L1
USF	3-2	7-2	L2
East Carolina	0-5	2-6	L4
UConn	0-5	1-8	L6
<b>WEST</b>			
Houston	4-1	7-2	L1
SMU	3-2	4-5	W1
Tulane	3-2	4-5	W2
Memphis	2-3	5-4	W1
Navy	1-4	2-7	L6
Tulsa	1-4	2-7	W1

## AMERICAN CONFERENCE SCHEDULE

SATURDAY • 11.10.18

NAVY @ UCF	NOON	TV:ESPNU
TULSA @ MEMPHIS	NOON	TV:ESPNU
SMU @ UCONN	NOON	TV:ESPNU
ECU @ TULANE	4 P.M.	TV:ESPNEWS
TEMPLE @ HOUSTON	7 P.M.	TV:CBSSN
USF @ CINCINNATI	7 P.M.	TV:ESPNU

### AMERICAN CONFERENCE BOWL LINEUP



#### AutoNation Cure Bowl

American vs. Sun Belt  
Saturday, Dec. 15, 2:30 p.m. ET  
Orlando, Fla.  
CBS Sports Network



#### Cheribundi Tart Cherry Boca Raton Bowl

American vs. Conference USA/MAC  
Tuesday, Dec. 18, 7 p.m. ET  
Boca Raton, Fla.  
ESPN



#### Frisco Bowl

American vs. TBD  
Wednesday, Dec. 19, 8 p.m. ET  
Frisco, Texas  
ESPN



#### Bad Boy Mowers Gasparilla Bowl

American vs. Conference USA  
Thursday, Dec. 20, 8 p.m. ET  
Tampa, Fla.  
ESPN



#### Birmingham Bowl

American vs. SEC  
Saturday, Dec. 22, Noon ET  
Birmingham, Ala.  
ESPN



#### Lockheed Martin Armed Forces Bowl

American vs. Big 12  
Saturday, Dec. 22, 3:30 p.m. ET  
Fort Worth, Texas  
ESPN



#### Military Bowl presented by Northrup Grumman

American vs. ACC  
Monday, Dec. 31, Noon ET  
Annapolis, Md.  
ESPN



#### COLLEGE FOOTBALL PLAYOFF

The 2018 College Football Playoff will hold semifinal games at:

**Capital One Orange Bowl**

Saturday, Dec. 29, 4 or 8 p.m. ET on ESPN

**Goodyear Cotton Bowl**

Saturday, Dec. 29, 4 or 8 p.m. ET on ESPN

The 2018 College Football National Championship Game will be at:

**Levi's Stadium**

Santa Clara, Calif.

Monday, Jan. 7, 8 p.m. ET on ESPN

#### NEW YEAR'S SIX

If the American Athletic Conference champion is not selected for the CFP but is the highest-ranked team among the champions of

Conference USA, the Mid-American Conference, the Mountain West and

the Sun Belt, it could play in one of the following bowls:

#### Playstation Fiesta Bowl

New Year's Six Bowl

Tuesday, Jan. 1, 1:00 p.m. ET

Glendale, Ariz.

ESPN

#### Chik-fil-A Peach Bowl

New Year's Six Bowl

Saturday, Dec. 29, 12:00 p.m. ET

Atlanta, Ga.

ESPN





## DID YOU KNOW?

- Head coach **Charlie Strong** loves ice cream and eats it daily. His favorite flavor is chocolate Blue Bell ice cream.
- SR WR **Tyre McCants'** father, Terrence Anthony, was a part of FSU's "Fab Four" receiving corps before playing for the Tampa Bay Buccaneers from 1990-91. His mother, Tonja McCants, played receiver and safety in youth flag football leagues and got him into football by teaching him the game while running routes and throwing passes to him.
- JR TE **Mitchell Wilcox** is physical and loves contact, in fact he posted 61 tackles and 17.5 TFL in his senior year of HS. His father, Charles, is in the U.S. Coast Guard. The family has an ice cream scoop that has been passed down through the family and is reinforced by the end of a shovel handle.
- JR DE **Greg Reaves** played safety in high school. He joined USF as a walk-on, earning a scholarship prior to the 2017 season. Reaves plays the saxophone and likes to play Christmas songs. He also began watching "Friends" on Netflix during the spring and is looking to watch all 10 seasons.
- FR WR **Terrence Horne** was the 100-meter champion in the 2018 FHSAA 4A State Track and Field Championships. He has a career-best time of 10.29.

- SR LB **Khalid McGee** lost his father, Kevin, to gang violence when he was 2 years old. McGee grew up in the same rough Liberty City neighborhood of Miami as former standout Bulls QB Quinton Flowers. Like Flowers, he wants to become a firefighter when his playing career ends.
- SO P **Trent Schneider** is a 28-year-old native of Sydney, Australia who worked construction for eight years before the former soccer goalkeeper became a college punter.
- SR DB **Ronnie Hoggins** was a Monarch High School teammate of Falcons first-round pick Calvin Ridley (Alabama). Hoggins got better by covering him every day in practice.
- JR LB **Nico Sawtelle** plays the piano. He can still pick up sheet music and play and likes to play "Piano Man" and the Charlie Brown theme song.
- QB **Blake Barnett** is married to a professional surfer, Maddie. They were engaged in 2015 and have an infant son, Brooks. Blake also surfs.
- QB **Blake Barnett's** father, Lance, was a professional motocross racer when Blake was young and Blake rode motocross from the ages of 5 to 12. He went through five motorcycles as he advanced levels.

## PROGRAM ON A ROLL

■ **21-4 Record:** The Bulls were one of just 15 programs in the nation to have won 20 or more games in the previous two seasons (2016 & 17) and one of just THREE to have won 20 or more games and a pair of bowl games during that span.

■ **20 Straight Polls:** Ending with the 2018 pre-season polls, USF posted a program-record smashing string of 20 straight appearances in the top 25 polls dating back to Week 14 of the 2016 season.

■ **No. 21 Ranking:** USF finished the 2017 season ranked No. 21 in the final AP and Coaches Polls, marking the second straight season USF finished a season ranked (USF was No. 19 at the conclusion of 2016) and just the second time in program history. The Bulls reached the No. 13 ranking in the Coaches Poll in Week 8 of 2017, the program's highest ranking since appearing at No. 10 in both polls in Week 5 of the 2008 season.

■ **Poll Position:** USF spent the entire 2017 season in the Top 25 rankings, a program first, and has been ranked in the Top 25 in each of the last three seasons, equaling a program record (2007-09).

■ **FOUR Straight Bowl Games:** USF has qualified for four straight bowl games, the second-longest streak in program history behind six straight appearances from 2005 to 2010.

■ **Back-to-Back Bowl Wins:** USF has downed the SEC's South Carolina and the Big 12's Texas Tech to post consecutive wins in bowl games for the second time in program history. The Bulls won three straight bowl games from 2008 to 2010.

■ **All-Conference:** USF's 20 all-conference selections in the last two years are the most in The American over that span.

■ **Offensive Juggernaut:** USF's offense ranked No. 6 in total offense (513.0 ypg) and No. 10 in scoring offense (38.3 ppg) in 2017, marking the second straight year the Bulls ranked in the top 11 nationally in scoring and total offense. The Bulls ranked No. 8 nationally in rushing offense (264.1 ypg) in 2017, marking the third straight season USF has ranked in the top 10 in the nation in rushing.

■ **Home Field:** USF has gone 19-3 at home since an Oct. 10, 2015 victory over Syracuse, falling only to No. 13 Florida State (2016) and Houston (2017).

■ **Record Win Streak:** Posted a school record 12-game win streak between 2016-2017, shattering the previous mark of eight, and a best-ever 7-0 start to a season in 2017.

■ **NCAA Record 30-Point Game Streak:** USF posted a run of 24 straight games scoring at least 30 points, the **longest in the AP POLL ERA (1936)**, between Nov. 14, 2015 and Oct. 28, 2017.

## BEST RECORDS IN FBS FOOTBALL OVER LAST 43 GAMES

USF ranks behind only the teams that reached the 2017 College Football Playoff in winning over its last 43 games.

1. Alabama.....41-2
2. Clemson.....39-4
3. Oklahoma .....37-6
- Ohio State.....37-6
5. **USF .....35-8**
- Wisconsin .....35-8
- San Diego State .....35-8

## BEST RECORD IN THE AMERICAN THE LAST THREE YEARS

USF has gone 22-7 in American Athletic Conference games the last four seasons, the best record of any conference team. The Bulls are 12-3 at home during that span. USF is 15-2 vs. East Division foes in the last three years and 18-6 in the first six years of the conference.

### Top American Conference Records (Last 3 Seasons)

USF .....	22-7
Temple .....	22-7
Houston .....	21-8
Navy .....	19-10
Memphis .....	19-10
UCF .....	17-12

## ROLLING AT RAY JAY

■ USF has won 20 of its last 24 home games, with 15 wins coming by two touchdowns or more and an average winning margin of 15.6 ppg.

■ USF has outscored opponents, 940-566, during that span, for an average margin of 39.1-23.5 (+15.6).

■ USF is averaging nearly 40 points and 487.2 yards per game over its last 24 home games.

■ USF's current 20-4 home record over the last four seasons is the Bulls' best home stretch since going 19-0 at home across three seasons in 2000-02.

## EARLIEST BOWL ELIGIBILITY

USF's 25-24 win at Tulsa on Fri., Oct. 12 made the Bulls bowl eligible for the 4th straight season and on the earliest date in program history. It marked the third straight year achieving bowl eligibility by Oct. 15 or earlier and sixth time overall reaching the mark in October.

### EARLIEST BOWL ELIGIBILITY

Year.....	Record.....	Date Bowl Eligible
2018.....	6-0.....	Oct. 12
2007.....	6-0.....	Oct. 13
2017.....	6-0.....	Oct. 14
2016.....	6-1.....	Oct. 15
2008.....	6-1.....	Oct. 18
2009.....	6-2.....	Oct. 30

## POLL WATCHING

■ USF returned to the Top 20 in the polls for the 32nd week in program history in Week 9. It marked the sixth season USF has reached the Top 20.

■ USF has been ranked in the Top 25 in each of the last three seasons, equaling a program record (2007-09).

## WINNINGEST ERA IN USF HISTORY

USF is experiencing the most successful era in the 22 years of the existence of the football program.

### MOST WINS & BEST RECORD OVER 3 SEASONS

Record.....	Period.....	Win %
29-9 .....	2015-17 .....	76.3%
<b>28-6 .....</b>	<b>2016-18 .....</b>	<b>82.3%</b>
26-13 .....	2006-08 .....	66.6%

### MOST WINS & BEST RECORD OVER 4 SEASONS

Record.....	Period.....	Win %	Bowls
<b>36-11 .....</b>	<b>2015-18 .....</b>	<b>76.5%</b>	<b>3</b>
34-18 .....	2006-09 .....	65.0%	4
33-17 .....	2014-17 .....	66.0%	3

### MOST WINS IN A SEASON

Record.....	Period.....	Win %
11-2.....	2016 .....	84.6%
10-2 .....	2017 .....	83.3%
9-2 .....	2002 .....	81.8%
9-4 .....	2007 .....	69.2%
9-4 .....	2006 .....	69.2%

## BULLS POST BEST 4-YEAR WIN TOTAL

USF has posted the program's best-ever win total over four. The Bulls are in the midst of the most successful run in program history with a 36-11 (76.5 %) record since 2015. The Bulls surpassed the previous program record in the 44th game of the current four-year period, surpassing the 34 wins (34-18 (65.0%)) posted from 2006-09 in a span of 52 games.

## FASTEST TO 150 WINS

With a victory over ECU (Sept. 22), USF became the fastest Florida FBS program to reach 150 wins.

### STATE OF FLORIDA FBS PROGRAMS

School.....	Game Reached.....	150th Win/Games
<b>USF .....</b>	<b>4th game of 2018 .....</b>	<b>150/255 (.588)</b>
Florida.....	1st game of 1937 .....	150/258 (.581)
Miami.....	5th game of 1955 .....	150/267 (.562)
Florida St. ....	10th game of 1975 .....	150/292 (.513)
UCF .....	9th game of 2005 .....	150/294 (.510)
FAU & FIU have not reached 150 wins		

## POWER SIX

After wins over Georgia Tech and Illinois, USF has won five straight games vs. Power Five opponents and claimed victory in seven of their last eight meetings, including a pair of bowl victories. USF's lone loss in its last eight P5 contests came to No. 13 Florida State (55-35) in 2016 in Tampa.

## EXPLOSIVE PERFORMERS

■ USF has top yards per play performers nationally in both rushing and receiving:

- Jordan Cronkrite ranks 6th in FBS and 2nd in the AAC at 6.96 yards per carry rushing while Johnny Ford (8.0 carries per game) would rank 4th in FBS and 2nd in the AAC at 7.8 ypc, but is just shy of the 10 carries per game minimum.
- Randall St. Felix leads the AAC and is 11th nationally with 20.17 yards per reception. Darnell Salomon is 5th in the AAC and 40th nationally at 17.36 ypr.

■ Jordan Cronkrite's FIVE 100-yard rushing games on the year are tied with Cincinnati's Michael Warren and two others for the second-most in The American. Cronkrite's 302 yards at UMass are the most by a player in The American and second-best total nationally on the year.

■ Randall St. Felix's THREE 100-yard receiving games on the year are tied for third-most in the AAC.

## BEST STARTS IN PROGRAM HISTORY

USF equaled the best start in program history by going 7-0 for the second straight season. The Bulls are chasing a third straight 10-plus win season. USF had never won more than nine games in a season prior to the current run.

## BEST SEASON STARTS

**Record ..... Year ..... Finish ..... Highest Rank**

**7-0 ..... 2018 ..... - ..... No. 21/20**

**7-0 ..... 2017 ..... 10-2 ..... No. 16/13**

**6-0 ..... 2007 ..... 9-4 ..... No. 2/3**

## CLOSING STRETCH

■ USF plays its final three games of the regular season against the three teams above it in the AAC East Division standings.

■ USF's final three opponents have a combined record of 21-5 overall and 13-2 in The American. UCF is ranked No. 11/11 and Cincinnati entered the rankings at No. 25/23.

■ USF's final three road opponents of 2018 are a combined 20-7 overall and 11-2 at home with Houston (4-0) and Cincinnati (4-0) both unbeaten at home in 2018.

## FRESHMEN & FIRST-YEAR STARTERS MAKING HUGE IMPACT

The Bulls have a slew of young players and first-year starters making major contributions in 2018.

■ USF is led by a first-year starter in rushing, passing, total offense, scoring, all-purpose yards, kick returns, interceptions, punting and field goals.

■ RS freshman Randall St. Felix is second on the team in receiving yards; RS freshman Nick Roberts is tied for the team lead in interceptions and third in tackles; true freshman Johnny Ford is second in rushing; RS freshman Demetris Harris joins true freshmen Brad Cecil on the starting offensive line.

■ In USF's last game vs. Tulane, featured the following:

13 - First year starters (6 on offense; 7 on defense)

- including 6 true or redshirt freshmen starters

9 - Starters that are sophomores or younger (4 off; 5 def)

6 - Senior starters (2 off; 4 def)

2 - First year, sophomore starters at punter & kicker

## ■ FRESHMEN SEE ACTION IN 2018:

### True Freshmen to play in 2018:

**OFFENSE:** RB Johnny Ford, WR Zion Roland, WR Terrence Horne, OL Donovan Jennings, OL Sebastian Sainterling, OL Brad Cecil and OL Ethan Watson.

**DEFENSE:** DB Vincent Davis, LB Dwayne Boyles, DL Rashawn Yates, DL Tyrone Barber, LS Ian Deneen, LB Antonio Greer

**FRESHMEN STARTERS (7):** DB Vincent Davis, DL Rashawn Yates, DT Tyrone Barber, OT Donovan Jennings, C Brad Cecil, LB Dwayne Boyles, RB Johnny Ford

**REDSHIRT FRESHMEN STARTERS (5):** WR Randall St. Felix, OG Demetris Harris, S Bentele Sanders, S Mekhi LaPointe, S Nick Roberts

## FRESHMEN BULLS MAKING IMPACT

The Bulls' have recruited strong under Charlie Strong and young talent is already shining in 2018 with several true and redshirt freshmen from Strong's first two classes figuring into prominent roles.

■ Freshman **Johnny Ford** is the Bulls' second leading rusher with 496 yards and 8 TD. He ran for 164 yards and 3 TD vs. UConn, 106 yards and 2 TD at Houston and two touchdowns and 77 yards at UMass. His 7.8 ypc leads the team.

■ Redshirt freshman WR **Randall St. Felix** is second on the team with 484 receiving yards and has posted **three 100-yard receiving games**, including the best debut by a wide receiver in program history - seven receptions for 143 yards and a touchdown vs. Elon. St. Felix's first career reception was a 40-yard TD pass from Blake Barnett on the opening drive of 2018. St. Felix also grabbed six passes for 120 yards vs. Illinois and two for 123 yards and a 75-yard TD vs. UConn.

■ Redshirt freshman S **Nick Roberts** is third on the team with **50 tackles and second with two interceptions**. He made his first career start vs. Illinois and posted seven tackles, had eight tackles and the game-ending interception in the win vs. ECU, led USF with 10 tackles at UMass and had 10 tackles and an interception vs. UConn.

■ Freshman LB **Dwayne Boyles** made his second start at WLB vs. Tulane and led the team with 10 tackles.

■ Redshirt freshman S **Mekhi LaPointe** has started four games. He led USF with 11 tackles vs. UConn, 9 tackles and 2.0 TFL at Tulsa and had an INT at Houston.

■ Freshman **Tyrone Barber** made his first career start vs. ECU, recorded his first career sack at Illinois and has two sacks on the year.

■ Freshman **Donovan Jennings** made his first career start at left tackle at UMass and helped lead USF to 365 yards rushing. He has started three games at left tackle.

■ Freshman **Brad Cecil** made his first career start at center vs. UConn and helped lead USF to 611 yards and 346 yards rushing. He has three starts on the year.

■ Redshirt freshman OG **Demetris Harris** has started all but two games at guard.

■ Redshirt freshman S **Bentlee Sanders** posted 10 tackles and 0.5 TFL in his first career start and game vs. Elon. He had 182 all-purpose yards at Houston with 5 kickoff and 1 punt return.

■ Freshman **Vincent Davis** forced two fumbles on kick-offs at UMass and returned one 12 yards for a touchdown. He has started three games at nickel.

■ Redshirt freshman RB **Duran Bell** scored his first career touchdown in the win vs. Georgia Tech. He ran for 69 yards on 12 carries in his first career game.

■ Freshman WR **Terrence Horne** scored three touchdowns in the win vs. Georgia Tech, tying an NCAA record with two kickoff returns for TDs (98 & 97 yards) and had a three-yard TD catch. He was named the American Confer-

## HOMEGROWN TALENT

USF's recruiting has focused on Florida and the Bay Area and its seven surrounding counties.

■ 98 of the 108 players on USF roster heading into the 2018 season hail from the state of Florida. That represents 91 percent of the roster with Georgia (5 players) being the next closest state in producing current Bulls.

■ The 2018 Bulls' roster features 36 players from the Bay Area, representing 33 percent of the roster. The Miami/Ft. Lauderdale area is next closest with 20 Bulls hailing from the area.

■ Among the Bay Area standouts on the Bulls' roster are 19 players in the depth chart, including Mackey Award candidate Mitchell Wilcox, right tackle Eric Mayes, right guard William Atterbury, center Michael Wiggs, cornerback Mike Hampton, defensive end Greg Reaves, safeties Mekhi LaPointe and Bentlee Sanders, and cornerback Mazzi Wilkins.

## SITUATIONAL RECORDS

**Under Strong 2018**

vs. Top-25 opponents (AP/Coaches)	0-1	0-0
vs. Top-10 opponents (AP/Coaches)	0-0	0-0
USF Scores First	8-3	2-1
Opponent Scores first	9-1	5-1
USF leads after 1st quarter	8-1	2-0
Opponent leads after 1st quarter	8-3	5-2
USF leads at half	12-1	4-0
Tied at half	2-0	1-0
Opponent leads at half	2-3	2-3
USF leads after 3rd quarter	12-1	3-0
Opponent leads after 3rd quarter	4-2	3-2
Tied after 3rd	1-0	1-0

## USF OFFENSE

SCORING: 17 points or less	0-1	0-1
SCORING: 20 or more points	17-3	7-1
SCORING: 30 or more points	13-2	4-1
SCORING: 40 or more points	6-1	2-0
TOTAL OFFENSE: 400 or more yards	15-4	6-2
TOTAL OFFENSE: 500 or more yards	10-1	4-0
TOTAL OFFENSE: 300 yards or less	1-0	1-0
RUSHING: 200 or more yards	14-1	5-1
RUSHING: 300 or more yards	7-0	2-0
RUSHING ATT: 40 or more	14-2	4-1
PASSING: 200 or more yards	10-4	6-2
PASSING: 300 or more yards	4-3	2-1
PASSING ATT: 25 or more	12-4	5-2
1st DOWNS: at least 20	15-4	5-2
3rd DOWNS: convert 40% or more	9-2	3-1
TURNOVERS: two or less	15-3	5-1

## USF DEFENSE

SCORING: allow 15 points or less	4-0	2-0
SCORING: allow 20 points or less	8-0	3-0
SCORING: allow 21 points or more	9-4	4-2
TOTAL OFFENSE: 300 yards or less	6-0	2-0
RUSHING: allow 150 yards or less	9-0	1-0
RUSHING: allow 100 yards or less	5-0	1-0
PASSING: allow 150 yards or less	6-2	3-1
PASSING: allow 100 yards or less	3-1	2-1
1st DOWNS: allow 15 or less	3-0	0-0
3rd DOWNS: convert 33% or less	10-2	4-1
TURNOVERS: two or more	10-1	3-1

## TEAM COMPARISON

RUSHING YARDS: USF has more	14-0	4-0
PASSING YARDS: USF has more	10-3	5-1
TOTAL YARDS: USF has more	15-3	5-1
TURNOVERS: USF has fewer	9-1	3-0
TIME OF POSSESSION: advantage	6-3	1-1
1ST DOWNS: USF has more	12-2	3-1
PENALTIES: USF has fewer	5-0	2-0
SPECIAL TEAMS SCORE: USF scores TD	2-0	2-0

## USF INDIVIDUALS

RUSHING: 100-yard rusher	12-2	5-1
PASSING: 200-yard passer	9-4	5-2
RECEIVING: 100-yard receiver	6-2	4-0
RUSH/PASS: 100-yard rusher/200-yard passer	6-2	3-1

## USF LARGEST CROWDS

1. 99,235	at Penn State	Sept. 3, 2005	L, 23-13
2. 90,612	at Florida	Sept. 12, 2010	L, 38-14
3. 83,524	at Florida State	Sept. 26, 2009	W, 17-7
4. 82,617	at Auburn	Sept. 8, 2007	W, 26-23 OT
5. 80,795	at Notre Dame	Sept. 3, 2011	W, 23-20
6. 78,900	at South Carolina	Sept. 18, 2004	L, 34-3
7. 78,111	at Wisconsin	Sept. 27, 2014	L, 27-10
8. 76,780	at Alabama	Aug. 30, 2003	L, 40-17
9. 74,432	at Oklahoma	Sept. 28, 2002	L, 31-14
10. 72,811	at Florida State	Sept. 12, 2015	L, 14-34
11. 70,401	at Michigan St.	Sept. 7, 2013	L, 21-6
12. 69,383	vs. Florida State	Sept. 29, 2012	L, 30-17
13. 67,012	vs. West Virginia	Sept. 28, 2007	W, 21-13
14. 66,469	vs. Miami	Nov. 28, 2009	L, 31-10
15. 65,948	vs. UCF	Oct. 13, 2007	W, 64-12

**BOLD = HOME**



## USF UNVEILS PLANS FOR 160,000-SQUARE FOOT USF FOOTBALL CENTER

On Nov. 9, 2017, USF unveiled plans for a 160,000-square foot USF Football Center to be located on campus adjacent to the Lee Roy Selmon Athletics Center. The USF Football Center, which is estimated to cost \$40 million and will be a donor-driven project, will expand upon the Morsani Football Practice Complex and feature an 83,000-square foot indoor practice facility housing a 100-yard turf field. The Center will also feature a more than 80,000-square foot, two-level building providing a state-of-the-art home for the entire football program.

**USF received a \$5 million gift toward the facility from Pam & Les Muma on Nov. 11, 2017 and has more than \$11 million in commitments toward the facility to date.**

**Among the highlights in the initial plans by the global design firm HOK:**

- A stunning entry lobby and multi-purpose space for recruiting
- Indoor practice facility with a 100-yard turf field
- More than 12,000-square foot football strength and conditioning center
- Nearly 10,000-square foot football locker room
- Players' lounge and adjacent social patio
- Team auditorium with tiered seating
- Sports medicine and rehabilitation facility
- Nutrition center
- More than 12,000 square feet of team and position meeting spaces
- Coaches and staff offices



ence Special Teams Player of the Week after his 3 TD day and USF and conference record 264 kickoff return yards vs. Georgia Tech.

### STRONG NAMED TO "BEAR" BRYANT AND BOBBY DODD WATCH LISTS

USF head coach Charlie Strong has been named to the midseason watch list for the Bobby Dodd Coach of the Year Trophy and, for the second straight year, to the Paul "Bear" Bryant Coach of the Year Award Watch List. The Dodd Trophy named 17 coaches who are currently in the running to be named Coach of the Year. Strong was one of two American Athletic Conference coaches named to the list as he was joined by Cincinnati's Luke Fickell. Strong was among 20 coaches named to the "Bear" Bryant Award list, including Fickell and UCF's Josh Hupel from The American.

### EXPLOSIVE BULLS

■ USF is averaging 6.4 yards per play on the year, tied for 14th-best nationally, and above the 6.2 ypp average posted in 2017.

■ USF has scored a touchdown in 3 plays or less 13 times on the year and in six different games.

■ USF averaged 9.4 ypp in posting 611 yards in just 65 plays vs. UConn. In the second half, USF averaged 13.14 ypp in producing 358 yards on just 28 plays.

■ Every USF scoring drive (6) vs. UConn lasted 2:34 or less, including three under a minute and two TD's in 11 seconds or less coming on the first play from scrimmage.

■ USF tied a program record with 28 points in the 3rd quarter at UMass as the Bulls scored four touchdowns in just 3:28 of possession time.

■ The Bulls scored 14 points just 10 seconds apart at UMass as a Jordan Cronkrite 30-yard TD run was followed by a Vincent Davis forced fumble and scoop and score on the ensuing kickoff. It marked the quickest back-to-back scores in USF history and was just shy of an NCAA record 15 points scored in 10 second by Utah in a 22-21 win over Air Force on Oct. 21, 1995.

■ The 28-point 3rd quarter was part of 31 straight points for the Bulls that took the game from a 14-13 UMass lead to a 41-14 USF advantage.

■ The Bulls had five scoring drives (all TD) of less than 1 minute at UMass and also the scoop and score on the fumbled kickoff, producing six TD in less than a minute.

### COMEBACK KINGS

With three cardiac-inducing wins on the year, the Bulls have answered questions about their leadership and late game poise following the graduation of longtime captains and program records setters QB Quinton Flowers and LB Auggie Sanchez from the 2017 team.

■ USF has mounted THREE double-digit 4th quarter comebacks on the year to post victories over Georgia Tech (-10) and at Illinois (-12) and at Tulsa (-14).

■ USF trailed Georgia Tech by 10 (38-28) 45 seconds into the 4th quarter before scoring 21 unanswered points in a 49-38 win.

■ USF trailed Illinois by 12 (19-7) entering the 4th quarter before scoring 18 unanswered points in a 25-19 win.

■ USF trailed Tulsa by 14 (24-10) before scoring 15 unanswered 4th quarter points and holding Tulsa to four yards on nine snaps in the quarter to post a 25-24 win, USF's largest 4th quarter comeback since trailing at Nevada by 15 in 2012 before posting a 32-31 win.

■ USF scored 15 points in the final 7:10 vs. Tulsa, including getting the ball with 1:03 to play and no timeouts down 24-22 and moving 52 yards for Coby Weiss' 22-yard, game-winning field goal with :02 to play.

■ QB **Blake Barnett** was huge in all three comebacks, accounting for 112 total yards (52 rushing) and three TD in the 4th quarter vs. Tech; posting 172 yards passing and 2 TD in the comeback vs. Illinois; and running for two TD's and passing for 117 yards in the 4th quarter at Tulsa while leading drives of 82, 80 and 52 yards.

■ In the three comebacks, the Bulls D has yielded a total of just 7 points in the 4th quarter while the Bulls hold a 54-7 scoring advantage. The defense has forced six punts, collected two turnovers and yielded an average of 74 yards in the fourth quarter of the three comebacks.

### OFFENSE NOTES

#### RUSHING SURGE

■ USF posted a program record-tying string of six straight games with a 100-yard rusher between Sept. 15-Oct. 27, as Jordan Cronkrite and Johnny Ford combined to equal the mark set in 2016 by a combination of Quinton Flowers, Marlon Mack and Darius Tice.

■ USF is 11th nationally averaging 5.7 yards per rushing attempt, an improvement over last season's 5.2 ypa.

■ The Bulls averaged 291 ypg on the ground over four games vs UMass, Tulsa, UConn and Houston, rushing for 200-plus in every game.

#### BARNETT CHASES TOP PASSING SEASON

Blake Barnett enters Saturday's game with 2,400 passing yards and ranked 19th nationally passing for 267.2 ypg.

■ Barnett is well on pace to set a USF passing record and post the first 3,000-yard passing season in program history. The season passing mark is currently held by Quinton Flowers (2017) and Matt Grothe (2008) at 2,911 yards.

■ Barnett posted his third 300-yard passing game of the year with 332 vs. Tulane. His three 300-yard games are one shy of the USF season record of four set by Quinton Flowers in 2017 and the third-most in The American this season.

■ Barnett has passed for 200-plus yards in 8-of-9 games on the year and is on pace to challenge the season record for 200-yard passing games set by Marquel Blackwell with 10 in 2001.

■ Barnett is completing 62.2 percent of his passes. The season completion percentage record is 63.7 percent posted by Matt Grothe in 2006.

■ Barnett has 189 completions and is averaging 21 per game. That puts him on pass to break the season pass completions record of 258 set by Marquel Blackwell in 2001.

#### OFFENSE CONTINUES TO PRODUCE

■ USF ranks 11th nationally in total offense (493.8 ypg) and 14th posting 6.4 yards per play.

■ **20 POINTS:** USF had a streak of 38 straight games scoring at least 20 points, the longest streak in the nation, broken vs. Tulane. The Bulls had previously failed to reach 20 points on Oct. 31, 2015 in a 29-17 loss at Navy.

■ **30 POINTS:** USF has scored 30 points or more in 32 of its last 37 games dating to the 2015 season. The Bulls 58 points at UMass (Oct. 6) marked the seventh game eclipsing 40 points under OC Sterlin Gilbert.

■ USF's 58 points at UMass marked a season high and the Bulls most since posting a 61-31 win at ECU last year.

■ **400 YARDS:** USF has posted 400+ yards in 18 of its last 19 games, including 611 in its last outing vs. UConn. The Bulls 296 yards vs. ECU marked the fewest under OC Sterlin Gilbert and the only game with less than 300.

■ In 20 games under OC Sterlin Gilbert, USF has been out-gained in offensive yards just twice and is averaging 514.63 ypg & 36.0 ppg.

■ **500 YARDS:** With 611 yards vs. UConn (10/20) USF posted its 11th game with 500+ yards under Gilbert, fourth in 2018, and its 5th with 600+ yards.

■ USF has posted seven of its top 15 all-time total offense games under OC Sterlin Gilbert, including three this year (626 at Illinois, 611 vs. UConn & 574 at UMass).

■ USF passed for 411 yards vs. Illinois, and has passed for 300+ yards 7 times under Sterlin Gilbert.

#### CRONK EXPLODES FOR RECORD DAY

Junior Jordan Cronkrite had a performance for the ages in the Bulls' 58-42 win at UMass on Oct. 12.

■ Set USF and AAC game records with 302 yards on 23 carries (13.1 ypc) and 3 TD at UMass, breaking the USF mark of 275 set by current Indianapolis Colt Marlon Mack

(2014) and Andre Hall (2004). He had TD runs of 77, 30 & 76 yards as well as a 66-yard run.

■ The 107th 300-yard rushing game in NCAA FBS history ranks as the fourth-best performance ever by a player from an FBS program in the state of Florida.

#### TOP FLORIDA FBS RUSHING GAMES

1. 322 Greg Allen, Florida State
2. 320 Kevin Smith, UCF
3. 316 Emmitt Smith, Florida
4. 302 **Jordan Cronkrite, USF**
5. 299 Edgerrin James, Miami

#### TOP AMERICAN CONFERENCE RUSHING GAMES

1. 302 **Jordan Cronkrite, USF vs. UMass**
2. 282 Malcolm Perry, Navy vs. SMU (2017)
3. 275 Marlon Mack, USF vs. W. Carolina (2014)

#### TOP 2018 FBS RUSHING GAMES

1. 312 Eno Benjamin, Arizona State vs. Oregon St.
2. 302 **Jordan Cronkrite, USF vs. UMass**

■ Cronkrite's 13.1 ypc in the game set a new USF record for a game for a minimum of 15 carries and a minimum of 20 carries.

### CRONK POSTS RECORD 100-YARD RUN; NEARS 9TH 1,000-YARD RUSHING SEASON

A transfer from the University of Florida who played 24 games in a Gator uniform, junior Jordan Cronkrite has established himself as the Bulls' bellcow in the backfield.

■ He posted five-straight 100-yard rushing games to equal the longest streak in USF history also accomplished by Quinton Flowers (2016) and Marlon Mack (2015). Mack owns the season record for 100-yard games with nine.

■ His 6.96 yards per carry rank 6th in FBS and his 118.3 yards per game rank 10th. Both rank second in The American behind Memphis' Darrell Henderson.

■ Leads USF with 946 yards rushing, closing in on the ninth 1,000-yard rushing season in program history. He would be just the fifth USF player to reach the mark, which has been achieved in each of the previous four seasons (2014-17), the program's longest stretch of consecutive 1,000-yard rushers.

■ Cronkrite has posted the second- and third-best three game rushing totals in program history. His 582 yards in three games vs. ECU, UMass and Tulsa are second only to Andre Hall's 591 in the 2004 season.

■ Cronkrite owns four of the 15 longest TD runs in USF history. His 80-yard, game-winning TD run vs. ECU is tied for the fourth-longest and was the longest by a USF player since Rodney Adams went 92-yards for a TD at Memphis in 2016. His 77-yard TD at UMass ranks ninth and his 76-yarder at UMass is 10th.

■ His four TD runs of 60-plus yards on the year are a USF record, eclipsing Marlon Mack's three in 2014.

## A PREEMINENT UNIVERSITY

USF was designated a "Preeminent State Research University" by the Florida board of governors in 2018, placing it in elite company with the University of Florida and Florida State University as the only three state universities to earn the designation.

■ The USF System's total enrollment surpassed 50,000 students for the first time in the fall of 2017, now with 50,577 students currently enrolled across the three separately accredited institutions: USF Tampa, USF St. Petersburg and USF Sarasota-Manatee. Serving 43,542 undergraduate and graduate students USF Tampa has seen a rise in the average high school GPA of the 2017-18 first time in college (FTIC) class, from 4.08 to 4.12 this year.


■ INNOVATIVE: USF is the nation's fifth leading public university in generating new United States utility patents and ranks 12th among universities worldwide.

■ USF is home to students from all 67 Florida counties, all 50 states and more than 145 countries, the USF System continues to admit a very diverse student body.



## THE USF FOOTBALL PROGRAM

- The Bulls have had four head coaches in 22 seasons.
- USF was ranked for a program record 20 straight weeks during the 2016 & 2017 seasons.
- The Bulls reached as high as the No. 2 ranking in 2007.
- USF has played in nine bowl games and won six.
- USF has claimed victories in Tampa over Louisville, West Virginia, Pittsburgh, Kansas and North Carolina among others.
- USF has claimed road or neutral site wins over Florida State, Auburn, Clemson, Notre Dame, Miami, Louisville, N.C. State, West Virginia and TCU among others.
- USF has had 28 first-team All-Conference selections, including 1 Offensive Player of the Year, 1 Defensive Player of the Year, 2 Special Teams Players of the Year and 1 Rookie of the Year.
- USF has had five players selected a first-team All-American a total of six times.
- 11 USF players have been part of a Super Bowl team, eight part of the winning team.
- Two former Bulls (Jason Pierre-Paul and Mike Jenkins) have reached the NFL Pro Bowl.



## RAYMOND JAMES STADIUM: HOME OF BULLS & BUCS

### TOP USF SEASON AVERAGE ATTENDANCE

RANK	AVERAGE	YEAR	GAMES	ATTENDANCE
1.	53,170	2007	6	319,019
2.	52,553	2009	6	315,319

### TOP USF GAME CROWDS

RANK	ATTENDANCE	OPPONENT	DATE	WINNER	SCORE
1.	69,383	Florida St.	9/29/2012	FSU	L, 30-17
2.	67,012	West Virginia	9/28/2007	USF	W, 21-13
3.	66,469	Miami	11/28/2009	UM	L, 31-10
4.	65,948	UCF	10/13/2007	USF	W, 64-12
5.	63,976	Cincinnati	10/15/2009	UC	L, 34-17

- USF is one of the few college programs that play in an NFL Stadium, opened on Sept. 20, 1998.
- Raymond James Stadium is home to the NFL's Tampa Bay Buccaneers and has hosted two Super Bowls (Super Bowl XXXV in 2001 between the Ravens and Giants and Super Bowl XLIII in 2009 between the Steelers and Cardinals) as well as the 2017 CFP National Championship Game. The stadium will host the 2021 Super Bowl.



## WELCOME TO THE SUNCOAST NOTING TAMPA & THE BAY AREA

- The greater Tampa Bay area has a population of more than 4 million and is one of the fastest growing areas in the country. It is the 11th largest TV market in the United States.
- Tampa ranks as fifth-most popular American city according to a Pew Research Center study.
- Tampa ranked as the 5th best outdoor city by Forbes. The area's average highs range 70 to 90 °F year round, and lows 52 to 76 °F.
- Nicknames: Cigar City & The Big Guava
- Tampa is near 18 beaches. In 2018, Trip Advisor rated Clearwater Beach No. 1 in the U.S. followed by Siesta Key (No. 2) and St. Petersburg Beach (No. 7).



## SEASON HONORS NATIONAL AWARD WATCH LISTS

**"BEAR" BRYANT AWARD:** Charlie Strong

**BOBBY DODD TROPHY:** Charlie Strong

**MACKEY AWARD:** Mitchell Wilcox, Jr., TE

**OUTLAND TROPHY:** Marcus Norman, Jr., T

**WUERFFEL TROPHY:** Jaymon Thomas, Sr., S

**WILLIAM V. CAMPBELL TROPHY:** Jaymon Thomas, Sr., S

## NATIONAL HONORS

**Sporting News Midseason All-America:** Terrence Horne (SPC)

**Davey O'Brien Great 8 (Week 2):** Blake Barnett

**Manning Award Stars of the Week (Week 2):** Blake Barnett

**CFPA HM National Performer of the Week (Week 2):** Terrence Horne

**Paul Hornung Award Honor Roll (Week 2):** Terrence Horne

**CFPA HM National Performer of the Week (Week 6):** Jordan Cronkrite

## AMERICAN CONFERENCE

### PLAYER OF THE WEEK

**Week 2: Special Teams Player of the Week**

Terrence Horne, 2 kickoff returns for TDs (98 & 97), 264 return yards

**Week 3: Offensive Player of the Week**

Blake Barnett, QB; pass: 411 yds, 2 TD; 428 total yards

**Week 6: Offensive Player of the Week**

Jordan Cronkrite (302 yds, 3 TD, 13.1 YPC)

**Week 7: Special Teams Player of the Week**

Coby Weiss (2-2 FG, 22-yard game winner with :02 to play)

### HONOR ROLL

**Week 1:** Blake Barnett, QB; pass: 305 yds, 3 TD; run: 31 yds, 1 TD

**Week 2:** Blake Barnett, QB; pass: 207 yds, 2 TD; run: 86 yds, 2 TD

**Week 4:** Jordan Cronkrite (129 yds, 1 TD, 80-yard game winner)

**Week 7:** Jordan Cronkrite (151 yds, 1 TD)

**Week 8:** Johnny Ford (164 yds, 3 TD)

& Nick Roberts (10 tackles & 1 INT)

**Week 9:** Johnny Ford (106 yds, 2 TD)

## USF PLAYERS OF THE GAME

### VS ELON 9.1.18

**DEFENSE:** Kirk Livingstone (7 tckl, 2.5 TFL) & Khalid McGee (11 tckl)

**OFFENSE:** Blake Barnett (336 Tot. yds, 4 TD)

**SPECIAL TEAMS:** Jake Vivonetto (2-2 FG, 4-4 PAT)

### VS GEORGIA TECH 9.8.18

**DEFENSE:** Ronnie Hoggins (10 tckl, INT), Nico Sawtelle (FR & INT)

**OFFENSE:** Blake Barnett (4 total TD, 207 yds passing, 86 rushing)

**SPECIAL TEAMS:** Terrence Horne (2 kickoff return for TD, 264 yards)

### VS ILLINOIS 9.15.18

**DEFENSE:** Ronnie Hoggins (11 tckl, 0.5 TFL)

**OFFENSE:** Jordan Cronkrite (136 yds & 1 TD)

**SPECIAL TEAMS:** Jake Stone (4 punts, 41.2 ypp)

### VS ECU 9.22.18

**DEFENSE:** Nick Roberts (8 tackles, INT)

**OFFENSE:** Jordan Cronkrite (129 yds, 1 TD, 80-yard game winner)

**SPECIAL TEAMS:** Trent Schneider (49.2 ypp on 9 punts, 72 yarder)

### AT UMASS 10.6.18

**DEFENSE:** Josh Black (2 sacks, 1 FF, 3 tackles)

**OFFENSE:** Jordan Cronkrite (302 yds, 3 TD, 13.1 YPC)

**SPECIAL TEAMS:** Vincent Davis, 2 FF, 1 FR, 1 TD

### AT TULSA 10.12.18

**DEFENSE:** Mekhi LaPointe (9 tckls) & Nico Sawtelle (7 tckls, 1.5 TFL)

**OFFENSE:** Mitchell Wilcox (5 catches, 95 yds)

**SPECIAL TEAMS:** Coby Weiss (game-winning 22yd FG)

### VS UCONN 10.20.18

**DEFENSE:** Nick Roberts (10 tckls, 1 INT)

**OFFENSE:** Johnny Ford (164 yards rushing & 3 TD)

**SPECIAL TEAMS:** Jernard Phillips (90 kick return yards)

## BARNETT AMONG THE NATION'S MOST PRODUCTIVE QUARTERBACKS

**Blake Barnett** (6-5, 217), an Arizona State graduate transfer, is the Bulls' first new starting QB since 2015 in the opener when Quinton Flowers won the job. Flowers started the next 38 games straight while leading USF to a 29-9 record and setting 42 USF records while accounting for 11,802 yards and 112 touchdowns on his career.

■ Barnett ranks 16th in the NCAA in total offense (301.8 ypg) and 19th in passing yards per game (267.2 ypg). He has 11 TD passes on the year to six different receivers.

■ Barnett has accounted for 19 TD, running for a team-lead tying 8 TD on the year.

■ Barnett is USF's third leading rusher on the year with 306 yards

■ Barnett has led three double-digit 4th quarter comebacks for the Bulls in victories over Georgia Tech (-10), at Illinois (-12) and at Tulsa (-14).

■ Barnett passed for 411 yards vs. Illinois, the second-best total in USF history.

■ Barnett led USF from 14 down at Tulsa in the fourth quarter running for a pair of TD and passing for 117 yards while leading drives of 82, 80 and 52 yards.

■ Barnett led USF from 12 down (19-7) in the fourth quarter vs. Illinois, passing for 172 yards and 2 TD in the final quarter, including a 50-yard TD pass to Darnell Salomon with 2:24 to play for the win.

■ Barnett led USF from a 10-point deficit (38-28) with 14:15 to play vs. Georgia Tech to 21 unanswered points and a 49-38 victory. He passed for one touchdown during the run and ran for the last two. Barnett led USF in rushing posting 86 yards and 2 TD on the ground while passing for 207 yards and 2 TD in the game.

■ Barnett was named to the Davey O'Brien Great 8, the Manning Award Stars of the Week and earned his second conference weekly honor roll recognition after accounting for 4 TD vs. Georgia Tech, passing for 207 yards and 2 TD and rushing for 86 yards and 2 TD.

■ Barnett was impressive in his USF debut vs. Elon, marking his first start since he was Alabama's opening game starter vs. USC to begin the 2016 season. He accounted for four TD (3 passing, 1 rushing), the most ever for a USF QB in their debut. His 305 yards passing were just six shy of the debut record of 311 set by Mike White at Houston (2013), while his three passing TD equaled the debut mark set by Glen Gauntt vs. Cumberland (1998).

### USF TOP QB DEBUTS BY PASSING YARDS

**Mike White (Oct. 31, 2013, at Houston):**

311 yds, 26-of-41, 2 TD, 1 INT - L, 35-21

**Blake Barnett (Sept. 1, 2018, vs. Elon):**

305 yds, 24-of-34, 3 TD, 0 INT, 35 rush yds/1 TD - W, 34-14

**Glen Gauntt (Nov. 7, 1998, vs. Cumberland):**

266 yards, 13-of-19, 3 TD, 0 INT - W, 69-3

**First Time USF QB starters record:** 9-6

■ Barnett is the 15th starting QB in program history.

■ Barnett joined the Bulls in the summer and won the QB the competition in fall camp.

■ A consensus five-star prospect and MVP of the 2014 Elite 11 Quarterback Competition, he had seen action in seven collegiate games prior to USF, completing 14-of-24 passes for 259 yards at previous stops at Alabama and ASU.

## 240-POUND MCCANTS CHASING RECORDS

Senior wide receiver Tyre McCants entered his senior season as the Bulls' top returning target (36 rec., 686 yds, 7 TD in 2017). He led USF with 7 TD and a 19.1 yards per catch average in 2017.

■ Has a career-best 51 receptions (6th-best season all-time at USF) and 543 yards to lead the Bulls.

■ 4th in the AAC with 5.7 catches per game, including five games with six or more catches.

■ Nine receptions for 85 yards vs. Tulane

■ Posted a career-best 10 receptions and his third career 100-yard receiving game (104) in a win over Georgia Tech.

■ Had a 72-yard TD catch to start the scoring at UMass.

■ Led USF with eight catches for 91 yards, including a big 32-yard catch to set up the game-winning field goal with :02

to play at Tulsa.

■ **McCants'** 15 career TD rank third all-time at USF, just two shy of the record. He scored two TD in the 2017 Birmingham Bowl victory over Texas Tech, his 26-yard TD with 16 seconds to play sealing the comeback victory.

■ **McCants'** stands 3rd on the career receiving yards chart and 4th on the career receptions chart.

■ **McCants** set a USF game record with 227 yards on nine receptions and a touchdown in an epic War on I-4 battle at UCF. His touchdown came on a 47-yard reception in which he dragged a UCF defender clinging to his jersey tail the last 10 yards into the endzone.

■ **McCants** is a stout 5-11, 240, yet still possess break-away speed. He regularly uses his size to spring Bull runners downfield with punishing blocks.

## CAREER RECEIVING YARDS

1. Andre Davis	2,136	2011-14
2. Rodney Adams	1,967	2014-16
3. <b>Tyre McCants</b>	<b>1,777</b>	<b>2015-Present</b>
4. Carlton Mitchell	1,648	2007-09

## CAREER TOUCHDOWN RECEPTIONS

1. Andre Davis	17	2011-14
2. Rodney Adams	16	2014-16
3. <b>Tyre McCants</b>	<b>15</b>	<b>2015-present</b>
4. DeAndrew Rubin	14	1999-2002

## CAREER RECEPTIONS

1. Andre Davis	153	2011-14
2. Rodney Adams	135	2014-16
3. Hugh Smith	131	1999-2002
4. <b>Tyre McCants</b>	<b>119</b>	<b>2015-present</b>

## WILCOX GOING WILD

A Mackey Award candidate for the second straight season, junior tight end Mitchell Wilcox is delivering a career year.

■ Wilcox has posted a career year already with 28 receptions (2nd on the team) for 378 yards, eclipsing his 17 catches for 185 yards all of 2017.

■ He is closing in quickly on the USF season receptions (34, Trevor Hypolite, 1997) and yardage (390, Trevor Hypolite, 1997) records for a tight end.

■ Career-bests in receptions in two games, including a **USF tight end record** eight for a personal-best 109 yards at Illinois and five receptions for 95 yards at Tulsa.

■ He is closing on career marks for receiving yards (897, Sean Price 2012-15) and receptions (75, Price) for a tight end. Wilcox has 57 career receptions for 814 yards and needs just 74 yards and 19 receptions to own both marks.

## BIG PLAY SALOMON

Junior wide receiver Darnell Salomon has staked his claim as the Bulls' big play receiver.

■ Salomon has 3 catches of 50+ yards on the year and ranks 5th in the AAC averaging 17.36 yards per catch.

■ Salomon posted a 66-yard TD catch vs. ECU one game after a 50-yard TD grab at Illinois. He leads USF with 4 TD catches on the year.

■ He closed 2017 by making a TD catch in three straight games, including a career-best five catches for 139 yards and a TD at UCF, which included an 83-yard TD grab.

## SCORE FAST!

■ USF has 33 scoring drives (26 TD, 7 FG) of 3:00 or less on the 2018 season and 18 under 2:00.

■ The Bulls had 33 scoring drives (25 TD) under 2:00 last year and 17 (15 TD) of 1:00 or less.

■ All six USF scoring drives vs. UConn lasted 2:34 or less, including three (all TD) of less than a minute. The Bulls' average scoring drive for the game lasted just 1:15.

■ USF had 5 scoring drives of less than a minute (all TDs) in a 58-42 win at UMass, including 40 seconds or less four times.



## DEFENSE MAKES HUGE LEAP UNDER JEAN-MARY

Defensive coordinator Brian Jean-Mary returns to lead a defense that saw dramatic improvement in 2017. USF ranked in the Top 25 nationally in six defensive categories in 2017 and led The American in scoring and total defense. The Bulls left from 120th in total (482.0 ypg) and 92nd in scoring (31.6 ppg) defense in 2016 to 37th in total (359.8 ypg) and 41st in scoring (23.5 ppg) in 2017. Jean-Mary's aggressive defense ranked second nationally in interceptions (20), fifth in tackles for loss (8.4 tpg), 11th in sacks (3.0 spg), 21st in rushing defense (126.9 ypg) and 29th in turnovers gained (24) in 2017. USF returns five starters on defense, including team leader in TFL, Greg Reaves (14.0 TFL).

Category	2016 National Rank-Value		2017 National Rank-Value	
Scoring Defense	92nd	31.6 ppg	41st	32.5 ppg
Total Defense	120th	482.0 ypg	37th	359.8 ypg
1st Down Defense	125th	326	40th	236
Rushing Defense	84th	196.5 ypg	21st	126.9 ypg
Passing Efficiency Defense	60th	129.02	8th	110.53
Turnovers Gained	18th	26	29th	24
Sacks	40th	2.38	11th	3.0
Tackles For Loss	52nd	6.1	5th	8.4
Interceptions	22nd	15	2nd	20

## TOP 10 GROUND GAME

■ USF has ranked among the top 10 programs nationally in rushing in each of the past three seasons, averaging more than 240 yards per game on the ground and surpassing 3,100 yards rushing in each season.

YR	YDS	AVG.	NCAA Rank
2018	1,972	219.7	29th
2017	3,169	264.1	8th
2016	3,714	285.7	5th
2015	3,205	246.5	10th

■ USF is joined by Air Force, Georgia Tech and Navy in ranking in the top 10 in rushing in each of the last three seasons.

■ The Bulls are replacing their top three rushers and 92 percent (2,925 of 3,169) of their rushing yards from 2017.

■ USF has run for less than 200 yards just (6) times in two seasons under OC Sterlin Gilbert.

■ **300+ YARDS:** USF has run for 300+ yards 7 times under OC Sterlin Gilbert (2 in 2018). The Bulls have posted 4 of their top 10 all-time rushing games under Gilbert, including 390 at ECU (2017), 378 at Tulane (2017), 376 vs. Illinois (2017) and 365 at UMass (2018).

■ **200+ YARDS:** USF has run for 200+ yards in 31 of its last 38 games and 5 times on the year.

■ **150+ YARDS:** USF has run for 150+ yards in 34 of its last 38 games, having a then nation-leading string of 25 straight games snapped in a 2017 loss to Houston (Oct. 28, 2017).

■ **2 Rushing TD:** USF has scored at least two rushing touchdowns in 34 of its last 38 games.

## DEFENSE NOTES

### AGGRESSIVE BULLS D AGAIN AMONG NATIONAL TFL LEADERS

USF ranks 17th nationally in tackles for loss (7.6 tpg). Senior Josh Black leads the Bulls with 5.0 sacks and 8.5 TFL in the best year of the career of the Tampa native.

■ The USF defense has posted seven or more tackles for loss in 13 of its last 18 games and in 14 games total under DC Brian Jean-Mary.

■ The Bulls have posted three or more sacks in 11 games under Jean-Mary.

■ The Bulls posted 11.0 TFL and 5.0 sacks vs. Illinois and 11.0 TFL and 3.0 sacks at Tulsa.

■ USF finished 2017 ranked 5th nationally in tackles for loss (8.4 tpg) and 11th in sacks (3.0 spg). Junior Greg Reaves returns after leading USF with 14.0 TFL in 2017. The Bulls must replace the top three leaders from 2017, including current NFL players Bruce Hector (7.0); Deadrin Senat (6.0) & Mike Love (5.5).

### BAY MADE BLACK HAVING CAREER YEAR

Senior Josh Black, a Tampa native, is posting by far the best year of his USF career.

■ He has a tackle for loss in six straight games and leadst the team with 8.5 TFL, which ranks 10th in The American.

■ Black posted 2.0 TFL and a sack vs. Tulane to lead the team with 5.0 sacks on the year. He had a career-high nine tackles in that game as he started for the second straight week at defensive end.

■ Black has posted 15 tackles 2.5 TFL and a sack while starting the last two games. He has posted a career-best 40 tackles on the season.

### MC GEE FLOURISHING AT LINEBACKER

Senior Khalid McGee, a safety for his first three seasons, made the move to linebacker late in the 2017 season and has been racking up tackles ever since.

■ McGee leads USF and ranks 4th in The American posting 8.9 tpg.

■ McGee led USF with a career-best 14 tackles in a win vs. Illinois (9.15).

■ In his first start at linebacker in the 2018 season opener vs. Elon, McGee posted a then career-best 11 tackles.

■ In the final three games of 2017, McGee posted 25 tackles at linebacker, including leading the team with 10 tackles at No. 12 UCF.

■ McGee started 11 games at safety in 2016 and posted 51 tackles, 4.0 TFL, 1 INT, 2 FR, 1 FF.

■ McGee added 20 pounds to his frame from 2017 fall camp to 2018 and came into 2018 at 213 pounds.

■ McGee lost his father, Kevin, to gang violence when he was 2 years old. McGee grew up in the same rough Liberty City neighborhood of Miami as former standout Bulls QB Quinton Flowers. Like Flowers, he wants to become a firefighter when his playing career ends.

### SAWTELLE MOVES TO THE MIDDLE

LB Nico Sawtelle was leading USF with 7.5 TFL and was second with 42 tackles (7.0 tpg), before missing the last three games with a shoulder/neck injury. He moved to middle linebacker in 2018 and is the Bulls' top returning tackler, having posted 54 tackles in 2017 to rank 4th on the team while playing at the WILL linebacker.

■ Sawtelle had a fumble recovery and interception in the win vs. Georgia Tech and posted a career-best 13 tackles and 2.0 TFL at Illinois.

■ Missed games vs. UConn, at Houston and vs. Tulane due to a shoulder/neck injury.

### THOMAS EXCELLS ON & OFF FIELD

Senior safety Jaymon Thomas carries one of the highest GPAs on the team with a 3.5 in health sciences and plans to continue his education toward a degree in pharmacy.

■ Was selected as a semifinalist for the NFF William V. Campbell Trophy presented to the nation's outstanding football scholar-athlete.

■ Also on the watch list for the Wuerffel Trophy, presented to the college football player who best combines exemplary community service with athletic and academic achievement

■ Has posted two double-digit tackle totals on the year, tying for the team lead with a career-best 11 tackles vs. Elon and had 10 vs. ECU.

### CALL HIM MAJOR

Senior cornerback Ronnie Hoggins has assumed the vocal leadership role on the defense vacated by the graduation of four-year starting linebacker Auggie Sanchez (now a GA at Florida State). Hoggins was given the nickname "Major" by defensive backs coach Blue Adams during 2018 fall camp due to his enthusiastic embracing of the leadership role.

■ Hoggins posted double-digit tackles vs. Illinois (11) and Georgia Tech (10) and is second on the team with 52 tackles on the year, one shy of his career-best season.

■ Hoggins is the most experienced returning Bull with 37 career starts.

■ He ranked 5th on the team with 53 tackles and logged 10 passes defended and 2 INT in 2017.

■ He holds over a 3.1 GPA in communications and is on schedule to graduate in December.

### REAVES EARNS SCHOLLY & DELIVERS!!

Junior defensive end Greg Reaves, a Bay Area native from Manatee HS in Bradenton, walked onto the team in 2015. He promptly earned the team's "Scout Team Award" on defense that season and then got on the field in 2016 making seven tackles on special teams.

■ Has 26 tackles in the last three games, including a career-best 12 at Houston, while starting at linebacker (in place of an injured Nico Sawtelle).

■ The former three-sport HS athlete (football, basketball, track) earned a starting job at defensive end during 2017 fall camp and was awarded a scholarship by Charlie Strong during the last week of camp.

■ In 2017 he led the team in TFL (14.0), 6th in tackles (51) and third in sacks (4.0) while starting all 12 games.

■ Reaves previously attended Air Force Academy Prep School following his Manatee High graduation in 2014. He played safety and middle linebacker in high school.

### WIN THE TURNOVER BATTLE

■ USF has gained at least one turnover in 19 of the last 21 games and gained at least 2 in 11, including in four games in 2018. The Bulls rank 61st nationally in turnover margin with a +1 on the year (15 turnovers to 16 gained)

■ USF has collected at least one interception in 16 of last 21 games and has 9 INT on the year after finishing 2017 ranked 2nd nationally (20). Twelve players have recorded an interception in the last 20 games, collecting 29 total.

■ USF grabbed a season-high 5 turnovers at UMass (4 fumbles, 1 INT), converting those into 28 points, including a scoop and score on a fumble on a kickoff.

■ The Bulls finished 2017 +10 in turnovers gained to lost and ranked 15th in the nation in turnover margin. The Bulls ranked 2nd nationally in interceptions gained and 8th in interceptions thrown with just six.

### 2018 NCAA STATISTICAL RANKINGS

USF.....Ranking	
Interceptions.....	33rd (9)
Turnovers Gained.....	35th (16)
Turnover Margin.....	61st (.11 - +1)
Interceptions Thrown.....	87th (9)

### 2017 NCAA STATISTICAL RANKINGS

USF.....Ranking	
Interceptions.....	2nd (20)
Turnovers Gained.....	29th (24)
Turnover Margin.....	15th (0.83 - +10)
Interceptions Thrown.....	8th (6)

## BULLS RETURN TOP D IN THE AMERICAN

The USF defense skyrocketed to the top unit in the American Athletic Conference in 2017 under Charlie Strong and first-year defensive coordinator Brian Jean-Mary. In his first season leading a defensive unit, Jean-Mary's Bulls ranked first in The American nearly across the board, leading the league in seven key categories.

Total Defense	1st	359.8 ypg
Scoring Defense	1st	23.5 ppg
Rushing Defense	1st	126.9 ypg
Pass Efficiency Def.	1st	110.53 ypg
Sacks	1st	3.00 spg
Tackles for Loss	1st	8.4 tpg
Interceptions	1st	20

## SPECIAL TEAMS NOTES

### AUSSIE HAS A HUGE DAY

First-year Bulls punter Trent Schneider has been tagged with the nickname "Aussie" by coach Charlie Strong for obvious reasons.

■ Ranks 5th in The American averaging 43.6 ypp.

■ Schneider earned **conference honor roll** recognition after a huge day vs. ECU. He punted nine times for a 49.2 yard average in the game, the third-best in program history, in the 20-13 victory. Schneider also hit a 72-yard punt, which tied for the longest in school history, and a 61-yard punt.

■ The 28-year-old Schneider hails from Sydney, Australia, 9,264 miles and a 16-hour flight from Tampa. He worked in the construction business for eight years following completion of senior secondary school. He did work in brick laying, tiling, framing, deck building and renovations and had his own company.

■ Schneider, a former soccer goal keeper with a strong leg launching the ball from his own goal box, posted a video on Facebook that spurred interest from colleges.

■ Schneider's parents and two sisters reside in Australia.

■ He earned CCCAA All-State Region 4 honors, averaging 38.6 ypp at Santa Barbara City College.

■ He handles punting and kickoff duties for the Bulls.

■ Charlie Strong has had previous experience with Australian kickers recruiting Michael Dickson, also from Sydney, to Texas. The current Seattle Seahawks punter earned the Ray Guy Award and All-America honors at Texas.

### HORNE TIES NCAA RECORD; LOST FOR SEASON WITH ACL INJURY; SPORTING NEWS MIDSEASON ALL-AMERICAN

USF freshman WR Terrence Horne was named **Sporting News Midseason All-American** on Oct. 15.

Horne tied an NCAA record (held by 24 others) and set a new American Conference record with two kickoff returns for touchdowns against Georgia Tech (9.8), part of three TDs he scored in the game.

■ Horne tore the ACL in his right knee during Wednesday practice prior to the Sept. 22 ECU game and will miss the rest of the season.

■ Horne matched the USF season and career records of two kickoff returns for touchdowns set by Lindsey Lamar (two in 2010).

■ Horne set a new USF and American Conference game record for kickoff return yardage with 264 yards against Georgia Tech, breaking the mark set by Mike Jenkins in 2007 with 192 against Cincinnati. The 264 yards are the most by an FBS player this season.

■ Horne's 98-yard kickoff return for a TD against Georgia Tech as the third-longest in program history. He followed that with a 97-yard kickoff return for a TD, which tied for the fourth-longest kickoff return in program history.

■ Horne is the only player in the NCAA in 2018 with two kickoff returns for touchdowns. He leads the nation with an average of 47.0 yards per kickoff return.

■ Before coming to USF, Horne won the Class 4A state 100-meter title for Miramar (Fla.) High School.

## COACHING STAFF CONSISTENCY

For the first time since the 2011 season, USF returned all members of the primary coaching staff (head coach and nine assistants) from the previous season.

■ Among those returning is offensive coordinator/quarterbacks coach **Sterlin Gilbert** and defensive coordinator/assistant head coach **Brian Jean-Mary**. This is the first time the Bulls have had the same offensive coordinator in consecutive seasons in six seasons, with the last being Todd Fitch (2010-12). The Bulls have not had the same defensive coordinator in consecutive seasons for four seasons, the last being Chuck Bresnahan (2013-14).

■ USF returns offensive line coach/run game coordinator **Matt Mattox**, marking the first time in six seasons the Bulls have returned the same offensive line coach since Steve Shankweiler (2010-12).

## OFFENSIVE COORDINATOR GILBERT LEADS USF OFFENSE IN SECOND SEASON

Sterlin Gilbert returns to direct the Bulls' offense in his second season as offensive coordinator, marking the first time USF has had the same offensive coordinator in consecutive seasons in six seasons AND the first time Gilbert has returned to direct the offense for the same program since 2013. Prior to this season, Gilbert had served as offensive coordinator/quarterbacks coach at five different programs in the last five seasons.

■ USF ranked 6th nationally in total offense, 8th in rushing and 10th in scoring in Gilbert's first season in 2017.

■ In his six seasons as an offensive coordinator, Gilbert directed offenses have ranked nationally (including FCS rankings while at E. Illinois):

**Top 20 in Total Offense:** 5 of 6 times

**Top 25 in Scoring:** 4 times (3 in Top 10)

**Top 20 in Rushing:** 3 times

**Top 15 in Passing:** 3 times

■ 5-of-6 offenses Gilbert has directed have averaged more than 470 yards per game, while 4-of-6 have scored more than 36 points per game.

■ The last time Gilbert returned to direct the offense for the same program was in 2013 at Eastern Illinois, he went on to be named FCS Coordinator of the Year. He led the Panther offense to the No. 1 ranking in FCS in scoring (48.2 ypg) and total offense (589.5 ypg), while ranking second in passing (372.4) and 20th in rushing (217.1). Gilbert guided quarterback Jimmy Garoppolo, who went on to win the Walter Payton Award (the FCS Heisman), as he passed for 5,050 yards and 53 TD.

■ Averages of six previous Gilbert led offenses:

37.0 points per game

200.6 rushing yards per game

300.2 passing yards per game

500.8 yards per game

## KEY INDICATORS OF SUCCESS

Since the 2013 season, USF has won with overwhelming consistency when reaching the numbers below, with their corresponding win-loss total in the last 5 seasons.

■ **OFFENSE:** 30+ Points: 32-5; 400+ Yards: 43-7; 20+ First Downs: 40-7; More 1st Downs than Opp.: 30-4; More Rushing Yards Than Opp.: 46-6; More Total Yards Than Opp.: 39-5; Have a 100-yard Rusher: 41-10.

■ **SCORE:** Leading After 1st QT: 35-5; at Half: 43-5

■ **DEFENSE:** Allowing 20 pts or Less: 20-3;

Allowing 150 Yards Rushing or Less: 26-10;

## HERE'S TO 40

■ USF has eclipsed 40 points 21 times since 2015 and is 59-1 all-time when scoring 40+ points, including 20-1 since 2015, the loss coming 49-42 at No. 13 UCF in 2017.

## BULLS WILL PLAY ANYONE

USF has built a strong non-conference schedule and an opportunity to put its talent on display in the coming years as head coach Charlie Strong is willing to play anyone who will schedule the Bulls.

■ USF has added non-conference series vs. Florida (2022, 2023, 2025), Louisville (2022, 2024, 2026), and N.C. State (2021, 2024) under Strong.

■ Future non-conference opponents through 2026 also include Texas (2020, 2022, 2024), Wisconsin (2019) and BYU (2019 & 2021).

■ The Bulls defeated Georgia Tech (49-38) in Tampa and Illinois (25-19) in Chicago in 2018. Illinois marked USF's fourth Big Ten road game in the last six seasons.

■ USF REGULAR SEASON OPPONENTS SINCE 2013: Florida State (2X), Michigan State, Miami, Fla., Maryland (2X), N.C. State, Syracuse (2X), Georgia Tech, Illinois (2X).

## SEVEN GRADS ON ROSTER

USF's 2018 roster will feature seven players that have earned their degree. **The current graduates on the roster are:** Blake Barnett, Juwan Brown, Stanley Clerveaux, Vincent Jackson, Eric Mayes, Tyre McCants and Greg Reaves.

# QUOTABLE

"What I always felt you had to do was build your front people first. If I had 25 scholarships and I could sign 25 linemen, I probably would. I'd tell the skill guys, we'll get them another time. We would get big guys. You have to be physical at the point of attack. You've got to be able to stop people. You've got to move people off the ball and control the line of scrimmage. You do that with big guys."

- **Charlie Strong, 9.26.17**

"I just like the resiliency of our players and how they continue to have that attitude of, 'We're not going to lose this game. We're going to find a way to go win the game. That's what we were able to do.'"

- **Charlie Strong, 9.17.18**

"They (USF teammates) had every right to (be skeptical). All I wanted to do was prove myself. Prove myself to the coaches, prove myself to the team. I think they're starting to see that. It means a lot for guys to trust and feel like they can depend on me."

- **Blake Barnett, 9.8.18**

"I just love our resiliency, I love the way we just battled. This is a special team. For us to come together and play as well as we played against a really good football team, and a very unique football team — that's what was special about this game today."

- **Charlie Strong, following 10-point fourth quarter comeback vs. Georgia Tech, 9.8.18**

"If he can get to the edge on you, he's gonna take the ball the distance and they're not gonna catch him."

- **Charlie Strong, on Terrence Horne, 9.8.18**

"He has looked the way he looked tonight since spring practice. And even last year, when we redshirted him and he was on scout team, he was making those type of catches. He is just a big, strong, physical receiver, has big hands and is able to make the play. And you look at him, he can stretch it vertical...or he can make the 5-yard catch and turn it into big yardage."

- **Charlie Strong, on RS FR Randall St. Felix, 9.1.18**

"I told them in there, (Tyre) McCants and (Mitchell) Wilcox always seem to find a way to make plays. You want the ball in their hands because they're unbelievable players."

- **Charlie Strong, after Tulsa win, 10.12.18**

"We have to take advantage of our speed. We have enough guys where we can run, so let's get the ball on the perimeter and make people run us down. And if they can catch us, we're not as fast as we thought we were."

- **Charlie Strong, 9.1.18**





## THE HERD

In 2015, the USF Student Government passed a resolution to officially rename the USF student section The Herd. USF's student section numbers more than 12,000 students, making it among the largest in the nation. Front row fans that arrive early and paint their bodies green and gold are known as The Beef Studs.

## BULLS IN THE POLLS - WEEKS IN TOP 25: 49; TOP 20: 32; TOP 15: 12; TOP 10: 4

2018 WEEK	AP	COACHES	2018 WEEK	AP	COACHES
Preseason	NR	NR	Week 8	#21	#20
Week 1	NR	NR	Week 9	#21	#20
Week 2	NR	RV (9)	Week 10	RV (29)	RV (87)
Week 3	RV (3)	RV (27)	Week 11	NR	RV (10)
Week 4	RV (14)	RV (45)	Week 12		
Week 5	RV (50)	RV (113)	Week 13		
Week 6	RV (83)	RV (109)	Week 14		
Week 7	#23	#23	Week 15		

## FOR THE RECORD:

### HOME; ROAD; CONFERENCE; NON-CONFERENCE MARKS

#### HOME RECORD

■ **OVERALL:** 96-44 (.685) record in home games since the program started in 1997

■ **RAYMOND JAMES STADIUM:** 90-41 (.687)

\* USF played the 1997 home schedule and the first two games of the '98 season in Tampa Stadium, going 6-3, moving to Raymond James for the Citadel game in '98.

■ **Winning Home Record:** 17 of 22 seasons.

■ **Undefeated Home Record:** 3 seasons: 2002, '01 & '00

■ **One loss Home Record:** 8 seasons: 2017, '16, '15, '07, '06, '05, 1999 & '98.

■ **Best Home Record:** 7-0 in 2001.

■ **Losing home records:** 5 seasons: 2014 (2-5); 2013 (1-5); 2012 (2-4), 2011 (3-4) and 2004 (2-4).

#### ROAD GAME RECORD

■ **OVERALL:** 51-60 record in true road games

■ **Road winning road records:**

6 seasons: 2017, '16, '10, '07, '03 & '02

■ **Road .500 record:** 5 seasons: 2018, '09, '08, '06 & 1998

■ **CONFERENCE ROAD GAMES:** 27-31

■ **Most Wins in a season:** 4 (2016)

#### CONFERENCE RECORD

After spending the first six seasons of program history as an independent, USF joined Conference USA in 2003 and moved to the BIG EAST in 2005. Realignment morphed the BIG EAST into The American in 2013.

■ **USF is 57-60 in its 16th year as a conference member.**

■ **AMERICAN:** 27-18 (.600); 6th season;

■ **BIG EAST:** 22-34 (.392) eight seasons;

■ **C-USA 8-8 (.500) two seasons.**

■ **AAC East Division:** 16-2 (.888), 4th season

■ **Losses:** at UCF (2017), at Temple (2016)

■ **Most wins in a season:** 7, 2016.

■ **Conference Openers:** 10-6, 5-1 in The American.

#### NON-CONFERENCE RECORD

■ **OVERALL:** 46-22 (.676) in regular-season, non-conference games in 16th season as a conference member.

■ **AMERICAN:** 13-10, 6th season.

■ **BIG WINS Since 2007:** at Notre Dame (2011), vs. Miami (2010), at Florida State (2009), at N.C. State (2008), vs. No. 10 Kansas (2008), at Auburn (2007) & vs. North Carolina (2007).

■ **BIG EAST (2005-2012):** 30-9 (.769) in regular-season, non-conference matchups in 8 seasons.

■ **C-USA:** 3-3 (.500) record in two seasons.

## ASSOCIATED PRESS (Week 11)

RK	TEAM	RECORD	PTS	TREND
1	Alabama(60)	9-0	1500	—
2	Clemson	9-0	1435	—
3	Notre Dame	9-0	1381	—
4	Michigan	8-1	1304	1
5	Georgia	8-1	1263	1
6	Oklahoma	8-1	1181	1
7	West Virginia	7-1	1065	5
8	Ohio State	8-1	1025	—
9	LSU	7-2	1020	5
10	Washington State	8-1	1010	—
11	UCF	8-0	1001	2
12	Kentucky	7-2	780	1
13	Syracuse	7-2	624	9
14	Utah State	8-1	586	4
15	Texas	6-3	559	—
16	Fresno State	8-1	506	4
17	Boston College	7-2	490	7
18	Mississippi State	6-3	486	3
19	Florida	6-3	400	6
20	Washington	7-3	342	NR
21	Penn State	6-3	278	7
22	NC State	6-2	264	NR
23	Iowa State	5-3	230	NR
24	Michigan State	6-3	215	NR
25	Cincinnati	8-1	141	NR

Votes:

## COACHES POLL (WEEK 11)

RK	TEAM	RECORD	PTS	TREND
1	Alabama(63)	9-0	1599	—
2	Clemson(1)	9-0	1537	—
3	Notre Dame	9-0	1464	—
4	Michigan	8-1	1390	1
5	Georgia	8-1	1347	—
6	Oklahoma	8-1	1272	1
7	Ohio State	8-1	1109	1
8	West Virginia	7-1	1108	2
9	Washington State	8-1	1076	2
10	LSU	7-2	1063	6
11	UCF	8-0	1054	2
12	Kentucky	7-2	761	—
13	Syracuse	7-2	625	11
14	Boston College	7-2	580	11
15	Mississippi State	6-3	567	6
16	Utah State	8-1	565	4
17	Fresno State	8-1	490	6
18	Washington	7-3	463	1
19	Texas	6-3	433	4
20	Penn State	6-3	375	7
21	Florida	6-3	340	7
22	NC State	6-2	327	NR
23	Cincinnati	8-1	207	NR
24	Utah	6-3	184	8
25	Iowa State	5-3	151	NR

Votes: South Florida, 10

## VS. RANKED TEAMS

■ **UNDER STRONG:** 0-1

■ **2017:** 0-1; fell to No. 13/12 UCF (49-42),

■ **OVERALL RECORD:** 11-23 all-time vs. FBS ranked teams since joining the FBS in 2000.

■ **15-28 overall vs. ranked foes, including a 4-5 record vs. I-AA (FCS) teams from 1997-2000.**

■ **LAST WIN:** W, 52-45 vs. No. 22 Navy on Oct. 28, 2016 in Raymond James Stadium.

■ **AT HOME:** USF is 7-11 at home vs. FBS ranked teams, last posting a win with a 52-45 win vs. No. 22 Navy, Oct. 28, 2016.

■ **ON THE ROAD:** 4-11 on the road vs. FBS ranked, last posting a win with a 23-20 victory at No. 16/18 Notre Dame on Sept. 3, 2011.

■ **Wins vs. ranked teams on the road:** W, 24-19 at No. 9 West Virginia (2006); W, 26-23 at No. 17 Auburn (2007); W, 17-7 at No. 18 Florida State (2009); W, 23-20 at No. 16 Notre Dame (2011)

## FUTURE NON-CONFERENCE SCHEDULES

2019		2020		2021		2022		2023		2024		2025	
Aug. 31	WISCONSIN	Sept. 5	at Texas	Sept. 2	at N.C. State	Sept. 3	TEXAS	Sept. 2	at W. Kentucky	Aug. 31	W. KENTUCKY	Aug. 30	at N. Illinois
Sept. 7	at Georgia Tech			Sept. 11		Sept. 17	at Florida	Sept. 9	FLORIDA	Sept. 7	at Texas	Sept. 6	at Florida
Sept. 14		Sept. 19	NEVADA			Sept. 24	at Louisville			Sept. 14	N.C. STATE		
Oct. 12	BYU	Sept. 26	at FAU	Sept. 25	at BYU	Oct. 22	UMASS	Sept. 16	SAN JOSE ST.	Sept. 21	LOUISVILLE		



# HEAD COACH CHARLIE STRONG

**2nd Season at USF (17-4)**

**9th Season Overall (70-41)**

**Central Arkansas, 1982**

## 1 OF 13

Strong is one of 13 African-American FBS head coaches in college football and is one of two such coaches in The American. Joining Strong on the list are Dino Babers (Syracuse), Herm Edwards (Arizona St.), James Franklin (Penn State), Mike Jinks (Bowling Green), Derek Mason (Vanderbilt), Scottie Montgomery (East Carolina), David Shaw (Stanford), Lovie Smith (Illinois), Kevin Sumlin (Arizona), Willie Taggart (Florida State), Frank Wilson (UTSA) and Everett Withers (Texas State).

## STRONG TAKES OVER BULLS

A strong recruiter and one of the best defensive minds in college football, Charlie Strong was named the fourth head coach in USF football program history on Dec. 11, 2016. A two-time Big East Coach of the Year while at Louisville, Strong was also a vital part of two national championships as defensive coordinator at the University of Florida. He also had head coaching stints at the University of Texas (2014-16) and the University of Louisville (2010-13). Strong's appointment at USF returned him to the state of Florida, where he has spent 17 of his 36 seasons as a collegiate coach.

## STRONG AT A GLANCE

### CAREER

- ▶ Three 10-plus win seasons and six bowl games in eight seasons as a head coach.
- ▶ Led Louisville to four straight bowl games and Big East Championships in 2011 & 2012.
- ▶ Went 37-15 in four seasons leading Louisville.
- ▶ Two-time Big East Coach of the Year (2010 & 2012).
- ▶ Led Louisville to a 33-23 victory over No. 4 Florida in the 2013 Sugar Bowl.
- ▶ Two Louisville teams finished in top 15 of final rankings.
- ▶ Posted two top 10 ranked recruiting classes at Texas.
- ▶ Defensive coordinator on two national championship teams at Florida (2006 & 2008) under Urban Meyer.
- ▶ Since 1995, has coached 15 first round NFL Draft picks and 38 players taken in the first four rounds.
- ▶ At Florida, coached a National Defensive Player of the Year, a Jack Tatum Award winner, two SEC Defensive Freshmen of the Year, two Thorpe Award finalists, two Nagurski Trophy finalists and the 2008 Chevrolet Defensive Player of the Year.
- ▶ His 2006 Florida defense set a BCS record for fewest yards allowed in the national title game, holding Ohio State to only 82 total yards.
- ▶ Defensive coordinator in the SEC for 11 seasons.
- ▶ Served on coaching staffs under Lou Holtz at Notre Dame and South Carolina.

### PERSONAL

- ▶ Rises before 5 a.m. and to workout six days a week.
- ▶ Wanted to be a college professor growing up.
- ▶ His mother, Delois Ramey, was a sharecropper's daughter with eight children.
- ▶ He was raised with 12 other children in a four-bedroom house in Batesville, Ark.
- ▶ He didn't have his own bed all to himself until he arrived at Central Arkansas.
- ▶ He walked on at Central Arkansas (NAIA program) and earned a scholarship in his second year.
- ▶ Became a two-time first-team All-Arkansas Intercollegiate Conference selection.

## STRONG RECORD AS HEAD COACH

SEASON	W	L	PCT.	NOTES
2010 (LOUIS)	7	6	.538	Beef O'Brady's Bowl (W)
2011 (LOUIS)	7	6	.538	Belk Bowl (L)
2012 (LOUIS)	11	2	.846	Sugar Bowl (W)
2013 (LOUIS)	12	1	.923	Russell Athletic Bowl (W)
2014 (TEX)	6	7	.461	Texas Bowl (L)
2015 (TEX)	5	7	.416	top 10 recruit class
2016 (TEX)	5	7	.416	top 10 recruit class
2017 (USF)	10	2	.833	Birmingham Bowl (W)
2018 (USF)	7	2		
<b>TOTALS</b>	<b>70</b>	<b>41</b>	<b>.630</b>	<b>7 Bowl games (4-3)</b>

*"There's no reason why we don't go out and compete for championships year-in and year-out. It's a special place that is totally committed to winning on the field, as well as off the field."*

**- Charlie Strong, at introduction as USF's fourth head coach**

## STRONG FILE

### EDUCATION

- B.S. in education, Central Arkansas (1982)

### FOOTBALL COACHING EXPERIENCE

- 2017-present: Head Coach, USF
- 2014-16: Head Coach, Texas
- 2010-13: Head Coach, Louisville
- 2008-09: Assoc. Head Coach/Def. Coord., Florida
- 2005-07: Asst. Head Coach/Def. Coord., Florida
- 2004: Interim Head Coach/Def. Coord., Florida
- 2003: Def. Coordinator/Def. Ends, Florida
- 1999-2002: Def. Coordinator, South Carolina
- 1995-98: Defensive Line, Notre Dame
- 1994: Assoc. Head Coach/Def. Tackles, Florida
- 1991-93: Defensive Ends, Florida
- 1990: Wide Receivers, Mississippi
- 1988-89: Outside Linebackers, Florida
- 1986-87: Wide Receivers, Southern Illinois
- 1985: Graduate Assistant, Texas A&M
- 1984-85: Graduate Assistant, Florida

### FOOTBALL PLAYING EXPERIENCE

- 1979-81: three-time all-conference safety, Central Arkansas

### PERSONAL

- Born: Aug. 2, 1960 (58)
- Wife, Vicki
- Son: Tory; daughters: Hailee & Hope



# 2018 USF FOOTBALL STAFF



**STERLIN GILBERT**  
**Offensive Coordinator/Quarterbacks**  
**Alma Mater:** Angelo State, '02  
 2nd Season with USF



**JUSTIN BURKE**  
**Tight Ends Coach/Special Teams**  
**Alma Mater:** Louisville, '09  
 2nd Season with USF



**SHAUN KING**  
**Running Backs Coach**  
**Alma Mater:** Tulane, '98  
 3rd Season with USF



**MATT MATTOX**  
**Offensive Line Coach/Run Game**  
**Alma Mater:** Houston, '05  
 2nd Season with USF




**CHARLIE WILLIAMS**  
**Wide Receivers**  
**Alma Mater:** Colorado State, '82  
 2nd Season with USF



**CLIFF SNOW**  
**Director of Football Operations**  
**Alma Mater:** Central Connecticut St., '83  
 2nd Season with USF



**MIKE GIGLIO**  
**Director of Player Personnel**  
**Alma Mater:** Florida, '08  
 2nd Season with USF



**BRIAN JEAN-MARY**  
**Defensive Coordinator/Linebackers**  
**Alma Mater:** Appalachian State, '98  
 2nd Season with USF




**BLUE ADAMS**  
**Defensive Backs Coach**  
**Alma Mater:** Cincinnati, '03  
 2nd Season with USF




**DAMON COGDELL**  
**Defensive Ends Coach**  
**Alma Mater:** West Virginia, '99  
 2nd Season with USF




**SEAN CRONIN**  
**Defensive Tackles Coach**  
**Alma Mater:** Georgetown College, '02  
 2nd Season with USF



**TOMMY RESTIVO**  
**Safeties Coach**  
**Alma Mater:** Georgetown College, '06  
 1st Season with USF



**PAT MOORER**  
**Head Strength & Conditioning Coach**  
**Alma Mater:** Florida, '92  
 2nd Season with USF



**PHIL CANE**  
**Video Coordinator**  
**Alma Mater:** USF, '13  
 11th Season with USF

## USF ATHLETIC COMMUNICATIONS

4202 E. Fowler Ave., ATH 100,  
Tampa, FL 33620  
OFFICE: 813-974-2125 FAX: 813-974-5328

### Associate AD/Communications/

**Football Contact:** Brian Siegrist

Siegrist@USF.edu

**Cell:** 813-293-3897

### Assistant Communications Director/

**Secondary Football:** Jay D'Abramo

Jdabramo@USF.edu

**Cell:** 813-210-7333

### Assistant Communications Director/

**Secondary Football:** Lorie Garnett

Lorigarnett@USF.edu

**Cell:** 209-993-1417

**Website:** [www.GoUSFBulls.com](http://www.GoUSFBulls.com)



# USF MEDIA POLICIES

## WEEKLY PRESS CONFERENCE

USF holds a weekly press conference every Monday at 11:30 a.m. during regular game weeks. Coach Strong will be available in the Hall of Fame Room of the Selmon Athletics Center.

## CREDENTIAL REQUESTS

The online application process for football credentials can be found at [www.sportssystems.com/usf](http://www.sportssystems.com/usf). If you are requesting multiple credentials for a group, a form must be submitted for each person. A USF staff member will then send you a confirmation e-mail. Individual game credential requests must be made by noon on Wednesday of each game week. These credentials will be available for pickup at USF, starting Thursday at noon.

## INTERVIEW POLICIES

Under no circumstances should media members contact USF coaches or student-athletes without prior consent and approval from Associate Director of Athletics Brian Siegrist or Assistant Communications Director Jay D'Abramo. The same policy applies to the family members of student-athletes. To request interviews outside of regularly-scheduled availabilities, please contact the USF Communications department at least 24 hours in advance.

## PLAYER INTERVIEWS

Players will be available three times per week during a normal game week. Those availabilities will occur after practices on Tuesday, Wednesday and Thursday and during requested one-on-one periods on Thursday. To request a specific player for sit-down feature interviews, please contact the USF Communications department at least 24 hours in advance.

## STAFF INTERVIEWS

Coach Strong will be available two times per week during normal game weeks. Strong is available Monday during the AAC Conference Call (12:10 p.m.), Tuesday during his weekly press conference (noon). USF Offensive and defensive coordinators will be available after practice on Wednesdays.

## POSTGAME POLICY

The USF locker room is closed at all times. Coach Strong will address the media following his post-game with the team. USF will take interview requests for players at the beginning of the fourth quarter. On the road, USF will conduct interviews at the designated location by the host institution.

## AMERICAN ATHLETIC CONFERENCE TELECONFERENCE

The American Athletic Conference football coaches will hold a weekly teleconference for the media taking place each Monday during the season. Each coach will be available for approximately 10 minutes.

**Media members who wish to access the teleconference may dial 800-263-0877. The confirmation code is 4342705.**

11:00 a.m.	Ken Niumatalolo, Navy	Noon	Luke Fickell, Cincinnati
11:10 a.m.	Sonny Dykes, SMU	<b>12:10 p.m.</b>	<b>Charlie Strong, USF</b>
11:20 a.m.	Randy Edsall, UConn	12:20 p.m.	Geoff Collins, Temple
11:30 a.m.	Scottie Montgomery, East Carolina	12:30 p.m.	Mike Norvell, Memphis
11:40 a.m.	Philip Montgomery, Tulsa	12:40 p.m.	Josh Heupel, UCF
11:50 a.m.	Major Applewhite, Houston	12:50 p.m.	Willie Fritz, Tulane

## COLLEGE PRESS BOX.COM

CollegePressBox.com is a great resource for media covering the Bulls and the AAC. Not only does it have media guides from the entire conference, but it also houses logos, head shots, action shots and much more. For access to the site, email Ted Gangi at [webmaster@collegepressbox.com](mailto:webmaster@collegepressbox.com).

## ▼ WEEKLY USF FOOTBALL MEDIA SCHEDULE ▼

MON	TUES	WED	THURS	FRI	SAT	SUN
<b>News Conference</b> 11:30 AM: Strong <b>AAC</b> <b>Teleconference:</b> Strong (12:10 pm)	<b>Practice:</b> 3:15 PM No Access <b>5:45 PM Avail:</b> Selected Players	<b>Practice:</b> 3:15 PM No Access <b>5:45 PM Avail:</b> Selected Players Off Coord. Def. Coord. Selected Players	<b>No Availability</b> Travel Day	No Availability	<b>GAME DAY</b>  Post game availability	No Availability



## BULLS IN THE NFL

USF has nine former Bulls on active NFL rosters (Nov. 4)

### Player (Pos.) Team (Yrs with Team)

Eric Lee (DL)	Lions (2018)
Aaron Lynch (DL)	Bears (2018)
Marlon Mack (RB)	Colts (2017-18)
Terrell McClain (DT)	Falcons (2018)
Jason Pierre-Paul (DE)	Buccaneers (2018)
Austin Reiter (OL)	Chiefs (2018)
Deadrin Senat (DL)	Falcons (2018)
Marquez Valdes-Scantling (WR)	Packers (2018)
Kayvon Webster (DB)	Texans (2018)



## USF STUDENTS BRING THE NOISE TO RAY JAY

- USF boasts one of the largest student sections in the country with 12,501 seats allocated to students and the ability to place as many as 16,000+ in the stadium.
- USF students occupy the north endzone at Raymond James Stadium just below the Buccaneers pirate ship.
- **The Beef Studs** are the most passionate student supporters who regularly occupy the first row and paint their bodies green and gold while donning bull horns.


## USF FOOTBALL RADIO SHOW

The USF Football Radio Show airs live at World of Beer on East Fowler Ave. (near the USF campus). Bulls Head Coach Charlie Strong will meet fans at the weekly show which broadcasts live from World of Beer throughout the season. Hosted by the Voice of the Bulls Jim Louk and analyst Sam Barrington, The USF Football Radio Show airs from 6-7 p.m. on the USF Radio Network (820 AM locally) and can be streamed live via the iHeart Radio Bulls Unlimited channel. The show will air ten times on Thursday nights and twice on Wednesday nights, when the Bulls play on Friday night (at Tulsa, vs. UCF).



## PLAYERS TO WATCH: SPECIAL TEAMS

**P**  
**39**



### TRENT SCHNEIDER • 6-0 • 197 • SO

- 43.6 ypp average (5th in AAC), 11 inside the 20, 10 Fair caught, 10 of 50+ yards
- Tied a USF record with a 72 yard punt in win vs. ECU (9.22)
- Punted 9 times for a 49.2 yard average vs. ECU, tied for the third-best performance in USF history. Had punts of 72, 67 and 51 yards
- Also handles some kickoffs: 54.7 average, 3 touchbacks
- A 28-year-old native of Sydney, Australia, joined the team in the spring of 2018 and is playing 9,264 miles and a 16-hour plane flight from home.
- Worked for 8 years in construction before returning to school.
- Earned all-state honors at Santa Barbara City College (2016), averaging 38.6

**K**  
**24**



### COBY WEISS • 5-9 • 160 • SOPHOMORE

- Week 7 AAC Special Teams Player of the Week
- Hit game-winning 22-yard field goal with :02 to play at Tulsa.
- Went 3-of-3 on field goals at UMass, hitting from 29, 25 and 38 yards.
- Had his finger broken after a UMass player hit him and was called for targeting during an extra point attempt. Weiss made the PAT and made a game-winner the following week wearing a cast.
- 10-of-13 on field goals on the year, season long is 38 yards, 8-8 under 30 yards
- Made his first USF start at Illinois (Game 3).
- Leads team in scoring with 58 points (28-31 PAT)
- Transfer from Tennessee State where he played in 7 games in 2017 going 2-of-4 on field goals, with a 39-yard long, and 4-of-4 on PAT.
- Walk-on

## WHERE THE BULLS ARE FROM



## BULLS BY STATE

**FLORIDA:** 98 (91 % OF TEAM)  
**GEORGIA:** 5  
**CALIFORNIA:** 2  
**OHIO:** 1  
**VIRGINIA:** 1  
**AUSTRALIA:** 1

## FLORIDA BULLS


**BAY AREA:** 36 (33% OF TEAM)  
**MIAMI/FT. LAUDERDALE:** 20  
**JACKSONVILLE/PANHANDLE:** 15  
**ORLANDO/CENTRAL FLORIDA:** 10  
**FT. MYERS/CAPE CORAL:** 6

## BULLS BY ELIGIBILITY


**TRUE FRESHMEN:** 32  
**REDSHIRT FRESHMEN:** 15  
**SOPHOMORES:** 24  
**JUNIORS:** 21  
**SENIORS:** 16

**TRUE & REDSHIRT FRESHMEN:** 47  
**UNDERCLASSMEN:** 71  
**UPPERCLASSMEN:** 37  
**TOTAL ROSTER:** 108


## PLAYERS TO WATCH: DEFENSE

CB  
7**MIKE HAMPTON • 6-1 • 168 • SO**


- Leads AAC & 13th in nation with 1.4 (13) passes defended
- Tied for team lead with 2 INT on year
- First career sack vs. UConn
- Started 7 games in 2018

CB  
19**RONNIE HOGGINS • 5-8 • 177 • SR**


- Vocal leader of defense, double-digit tackles in two games (11 vs. Illinois)
- 2nd on team with 52 tackles; Interception vs. Georgia Tech
- CAREER: 184 tackles, 7 INT, 27 passes def., 37 starts (leads team)
- 28 career interceptions in HS, 15 in senior season (4 returned for TDs)

S  
18**JAYMON THOMAS • 6-3 • 193 • SR**


- Double-digit tackles in 2 games; career-best 11 tackles vs. Elon
- 37 tackles & 1 INT on the year
- Wuerffel Trophy candidate, 3.48 GPA (health sciences), set to graduate in Dec.
- CAREER: 143 tackles, 7.5 TFL, 2 INT, 2 FR, 2 FF, 16 starts

S  
24**NICK ROBERTS • 5-11 • 183 • RSFR**


- 10 tackles & 1 INT vs. UConn; Led team with 10 tackles at UMass.
- Career-best 8 tackles & 4th-quarter game ending interception in win vs. ECU
- 3rd on team with 50 tackles, tied for team lead with 2 INT
- First Team Florida All-State Class 7A at Oakleaf HS in Jacksonville

CB  
23  
BAY AREA  
NATIVE**MAZZI WILKINS • 6-0 • 181 • SR**


- 37 tackles, second on team with 6 pass break-ups
- Six tackles and fumble recovery vs. Illinois
- 12 passes defended & 3 INT in 2017 (2nd on team INT & pass defense)
- CAREER: 99 tackles, 3 INT, 18 passes defended, 19 starts

WLB  
2**KHALID MCGEE • 5-10 • 199 • SR**


- Career-best 14 tackles vs. Illinois, 11 tackles at Houston, Missed Tulane game
- Fourth in the AAC with (8.9 tpg)
- Started 11 games at Safety in 2016: 51 tackles, 4.0 TFL, 1 INT, 2 FR, 1 FF
- CAREER: 177 tackles, 16.0 TFL, 1 INT, 3 FR, 2 FF, 18 starts

MLB  
54**NICO SAWTELLE • 6-2 • 222 • JR**


- 2nd on the team with 7.5 TFL, 5th with 42 tackles - *Missed last 3 games with injury*
- Career-high 13 tackles, 2.0 TFL and sack vs. Illinois
- Had five tackles, and INT and a fumble recovery vs. Georgia Tech
- CAREER: 112 tackles, 12.0 TFL, 3.5 sacks, 3 INT, 3 FR, 18 starts

DE  
4  
BAY AREA  
NATIVE**GREG REAVES • 6-2 • 248 • JR**

- 26 tackles last 3 games starting at LB vs. UConn, Houston & Tulane
- 4th on team with 49 tackles, career-best 12 at Houston
- Led USF with 14.0 TFL & 4th with 4.0 sacks, 7 QBH in 12 starts in 2017
- Former walk-on who earned a scholarship in 2017, Played safety in high school.

DE  
55  
BAY AREA  
NATIVE**JOSH BLACK • 6-2 • 252 • SR**

- Leads team with 5.0 sacks (5th AAC) & 8.5 TFL (10th AAC) & 2 forced fumbles
- Career-high 9 tackles, 1 sack, 2.0 TFL & 1 forced fumble vs. Tulane
- Career-best 40 tackles on the season, 15 in the last two games.
- CAREER: 70 tackles, 12.5 TFL, 6.5 sacks, 3 forced fumble

DE  
94**KIRK LIVINGSTONE • 6-4 • 263 • JR**

- Had career-best 7 tackles vs. Illinois & Elon
- 3rd on the team lead with 6.5 TFL, 6th on team with 41 tackles
- Posted 30 tackles, 5.5 TFL, and 2.0 sacks in 2016, shoulder injury in 2017
- An Honor Roll & All-Academic team member with 3.56 GPA in health sciences.

DT  
90**KEVIN KEGLER • 6-2 • 284 • SO**

- 4th on team with 2.5 sacks and 5th with 6.0 TFL
- Posted 1.0 sacks vs. Georgia Tech and 1.5 at Illinois
- Has a TFL in 5 games on the year.
- Played in 12 games as a true freshman in 2017, posting 10 tackles

## DEFENSIVE NOTES

## SIGNIFICANT DEFENSIVE RETURNERS

■ Junior defensive end **Greg Reaves** led the Bulls with 14.0 tackles for loss and added 4.0 sacks, 7 quarterback hurries and 51 tackles in 2017, his first year with significant playing time on defense.

■ Three starters in the secondary – **Ronnie Hoggins**, **Jaymon Thomas** and **Mazzi Wilkins** – all of which will be seniors in 2018. Wilkins ranked second on the team with 12 passes defended and three interceptions in 2017. Hoggins ranked fifth with 53 tackles and added two interceptions and 10 passes defended.

■ Junior linebacker **Nico Sawtelle** started all 12 games and ranked fourth on the team with 54 tackles in 2017.

## SIGNIFICANT DEFENSIVE LOSSES

■ All-time USF leading tackler **Auggie Sanchez**, who made 50 straight starts at middle linebacker, led USF in tackles in each of the last three seasons, earning all-conference honors each season (1st team in 2017) and recorded a USF record 388 career tackles.

■ Three of four starters on the defensive line, including all-conference tackles **Deadrin Senat** (1st team) and **Bruce Hector** (2nd team). Senat finished second on the team with 66 tackles while adding 10.5 tackles for loss and 6.0 sacks. Hector led USF for the third straight season with 7.0 sacks and added 13.0 tackles for loss and 38 tackles.

■ All-conference defensive backs **Deatrick Nichols** (a three-time selection) and **Devin Abraham** (2017). Abraham led USF with five interceptions in 2017 and had nine on his career while Nichols led USF with 15 passes defended, ranked third with 56 tackles and added three interceptions in 2017 – finishing with 11 interceptions on his career.

## POSITION MOVEMENT


Several players have shifted positions entering 2018. Senior **Khalid McGee** moved from safety to linebacker. He has 11 starts and 36 games played at safety, but saw action at linebacker in USF's last four games of 2017, including posting 10 tackles at UCF. Senior **Ronnie Hoggins**, who has 28 starts at cornerback (including 11 in 2017), has moved to nickel following a successful similar move made by all-conference defensive back Deatrick Nichols last year. Sophomore **Naytron Culpepper**, who started the final two games of 2017 at cornerback, has moved to safety. Junior **Marlon Gonzalez**, who missed 2017 with an injury, has moved from defensive tackle to offensive guard. Senior **Chris Barr**, who appeared in 13 games as a slot receiver as a true freshman and has 29 catches for 259 yards on his career, moved to cornerback in the spring and played well. Junior **Deangelo Antoine** moved from receiver to safety in fall camp.

## VETERAN SECONDARY


The returners in the USF secondary brought 41 career starts into the 2018 season, led by cornerback **Ronnie Hoggins** whose 28 career starts led all returning Bulls. USF returned three seniors in the secondary that started at least nine games in 2017 and sophomore **Naytron Culpepper** played in 10 games with two starts as a true freshman. Senior **Jaymon Thomas** brought 12 career starts (9 in 2017) and 106 career tackles into his final campaign. Senior **Mazzi Wilkins** posted three interceptions, 32 tackles and 12 passes defended in 2017 while starting 10 games. He had played in 35 games entering 2018. Hoggins posted 53 tackles, two interceptions and 10 passes defended in 2017 and brought 132 tackles and six interceptions into his final season. He will move to the nickel from his cornerback position, mirroring the move made by three-time all-conference defensive back Deatrick Nichols last year.



## PLAYERS TO WATCH: OFFENSE

QB  
11**BLAKE BARNETT • 6-5 • 217 • JR**


- 16th NCAA in total offense (301.8 ypg), 19th in passing (267.2 ypg).
- 2,400 yards, on pace for first 3,000-yard passing season in program history.
- Has led 3 double-digit 4th quarter comeback victories in first season at USF.
- Graduate transfer, played in 4 games at Arizona St. (2017) & 3 at Alabama (2016)
- A 5-star recruit and MVP of the 2014 Elite 11 Quarterback Competition
- **CAREER Prior to USF:** 14-of-24, 259 yards, 2 TD, 1 INT, 45-yard long

WR  
8**TYRE MCCANTS • 5-11 • 248 • SR**

- Leads USF with career-best 51 receptions (6th all-time at USF), 4th in AAC 5.7 rpg.
- 8 catches for 91 yards and 32-yarder to set up game winner at Tulsa
- Career-best 10 catches & 3rd career 100-yard game (104) vs. G-Tech
- Big, physical, explosive, fast, tremendous blocker; 19.1 ypc in 2017 led team
- USF game record 227 yards on nine catches at UCF (2017)
- **CAREER:** 119 catches (4th at USF) for 1,777 yards (3rd) & 15 TD (3rd)

WR  
3**DARNELL SALOMON • 6-3 • 207 • JR**


- 3rd on team with 424 receiving yards, averaging 17.0 ypc (5th in AAC)
- Leads team with 4 TD catches: 50-yd game-winning TD at Illinois, 66-yd TD vs. ECU
- 5 career TD catches over 30 yards, 3 over 50 (83-yard TD at UCF in 2017)
- 4-star recruit offers: Alabama, Clemson, LSU & Notre Dame, parents from Haiti

WR  
6**RYESHENE BRONSON • 6-3 • 205 • SR**

- 9 catches in last two games, Career-best 5 catches at Houston
- Missed 3 games in 2018, missed 2017 season (shoulder injury)
- 113 yds vs. NIU in 2016, 75-yard TD vs. N.C. State in 2014
- **CAREER:** 46 rec, 682 yds, 3 TD, 75-yard long

WR  
84**RANDALL ST. FELIX • 6-2 • 205 • FR**


- 484 yards 2nd on team, 4th with 24 catches, 20.2 ypc (1st AAC/11th NCAA)
- Three 100-yard games on year (T3rd in AAC), 2 for 123 yards vs. UConn, 75-yd TD
- USF receiving debut record: 7 catches for 143 yards & 1 TD vs. Elon.
- 1st USF reception was 40-yard TD, also has 55 and 52-yard catches.
- A three-star recruit by Rivals out of Miami.

TE  
89  
BAY AREA  
NATIVE**MITCHELL WILCOX • 6-4 • 245 • JR****MACKAY AWARD CANDIDATE • 2016 2ND TEAM ALL-AAC**


- 5 catches for team-high 95 yards at Tulsa
- Set USF TE record with 8 catches and career-best 109 yards at Illinois
- **SEASON:** 28 catches (2nd on team) for 378 yards (4th on team) & 1 TD
- A strong blocker who loves contact and springs many big gains
- **CAREER:** 57 catches (3rd for TE at USF) for 814 yards (2nd for TE) & 5 TD

RB  
2**JORDAN CRONKRITE • 5-11 • 207 • JR**


- 10th in FBS in rushing yards (118.3 ypg) & 6th in yards per carry (6.96 ypc).
- USF record 5 straight 100-yard games: at Illinois (136), vs. ECU (119) at UMass (302), at Tulsa (151), vs. UConn (103).
- **SEASON:** 946 yards rushing & 7 TD - closing in on the 9th 1,000-yard rushing season in program history - would be just the fifth USF player to reach the mark.
- **USF & AAC RECORD** 302 yards & 3 TD at UMass, 13.1 ypc with runs of 77 (TD), 76 (TD), 66 and 30 (TD) yards.
- Owns 4 of the Top 15 longest TD runs in USF history; 80-yard TD run vs. ECU is tied for 4th longest in USF history. 3 of the Top 25 longest runs in NCAA this year.
- Redshirted 2017 season after transferring from Florida (a 4-star recruit)
- 2 seasons & 24 games at Florida: 75 carries, 302 yds, 4TD & 26 rec., 209 yds, 2 TD

RB  
20**JOHNNY FORD • 5-5 • 168 • FR**

- TD in 4 of last 5 games; 440 yards & 8 TD on 51 carries in the last five games, averaging 8.6 ypc and a TD every 6 carries.
- Second leading rusher with 496 yards (7.8 ypc) & 8 TD
- Back-to-back 100-yard games: 106 & 2 TD at Houston & 164 & 3 TD vs. UConn
- His 7.8 ypc would rank 4th in the nation if he averaged 2 more carries per game.

G  
78  
BAY AREA  
NATIVE**WILLIAM ATTERBURY • 6-4 • 305 • JR**

- 19 straight starts at right guard
- 23 career starts, four starts at right tackle in 2016
- Helped lead the way for 3,169 rushing yards & 30 TD in 2017

T  
77**MARCUS NORMAN • 6-6 • 301 • JR****OUTLAND TROPHY CANDIDATE • 2017 2ND TEAM ALL-AAC**

- 30 straight starts at right tackle.
- Taken on leadership role on offense and transformed body for junior campaign.
- USF back-to-back 3,000-yard rushing seasons/15th in FBS in sacks allowed (1.15)

## OFFENSIVE NOTES

## SIGNIFICANT OFFENSIVE RETURNERS

■ Three of five starters on the offensive line, all of which started at least 10 games in 2017. Right tackle **Marcus Norman** was a second team all-conference selection and has started 21 straight games.

■ Three of the top four receivers from 2017, including senior **Tyre McCants**, who set a USF record with 227 yards at UCF, and junior **Darnell Salomon**, who posted 139 yards at UCF and had TD catches in each of the final three games. Returners accounted for 114 receptions for 1,701 yards and 15 touchdowns in 2017.

■ Junior tight end **Mitchell Wilcox**, a two-year starter and 2016 all-conference selection that has 29 career receptions for 436 yards and 4 TD.

## SIGNIFICANT OFFENSIVE LOSSES

■ Three-year starting quarterback **Quinton Flowers**, owner of 42 school records, including career total offense (11,802), career rushing (3,672) and total TD responsible for (112).

■ The top three rushers from 2017, which all ran for 750 or more yards and combined for 2,817 yards and 29 touchdowns on the ground.

■ Leading receiver **Marquez Valdes-Scantling**, who set a program record with 879 receiving yards on 53 receptions in 2017 with 6 TD.

## BULLS TO UTILIZE BIG AIR CORPS

The Bulls return four of their top six receivers from 2017 and 15 of their 25 TD receptions. Four wideouts in the depth chart check in at 6-2, 205 or larger and 5-11, 240-pound Tyre McCants is one of the most physical receivers in the nation.

■ Senior **Tyre McCants** posted a career best year in 2017, logging 36 receptions for 686 yards to finish second on the team while posting a team-high 7 TD. The 5-11, 248-pounder is one of the strongest receivers in the nation and set a USF record with 227 yards at UCF last year. That game was part of a closing stretch in which he posted 15 receptions for 315 yards and three TD in the final two games of 2017.

■ Junior **Darnell Salomon** closed 2017 by making a TD catch in three straight games and had a career-best five catches for 139 yards and a TD at UCF, which included an 83-yard TD grab. He finished third on the team with 32 catches for 512 yards and five TD.

■ Junior tight end **Mitchell Wilcox** earned all-conference honors in his first season on the field in 2016 and entered 2017 as a Mackey Award candidate. He made 17 catches for 158 yards and two TD in 2017 and returns for 2018 with 17 career starts under his belt.

■ Senior **Ryeshe Bronson** returns after missing 2017 with a shoulder injury. He has 30 receptions for 531 yards and three touchdowns on his career, playing in 34 games.

■ Granted a sixth year of eligibility in the spring, **Stanley Clerveaux** enters 2018 as a junior in his fifth season with the program. He had a strong spring again, showing the potential that has been derailed by two seasons of injuries.

■ Redshirt freshman **Randall St. Felix** had a very strong spring, showing good speed and, at 6-2, 205, a physical presence to go get the ball in traffic.

**ALPHABETICAL**

<b>Name</b>	<b>No.</b>
Deangelo Antoine, WR	13
William Atterbury, OL	78
Tyrone Barber, DL	93
Blake Barnett, QB	11
Chris Barr, DB	1
Octavious Battle, QB	16
Andrew Beardall, LS	48
Duran Bell Jr., RB	22
Josh Black, DE	55
Eugene Bowman, DB	25
Brandon Boyce, DL	93
Dwayne Boyles, LB	11
Kevin Bronson, DL	99
Ryeshene Bronson, WR	6
Juwuan Brown, DE	56
Chris Carter, TE	88
Brad Cecil, OL	74
JaJuan Cherry, DB	13
Stanley Clerveaux	86
Randal Copeland, LB	38
Jordan Cronkrite, RB	2
Naytron Culpepper, DB	27
Vincent Davis, DB	14
Yafeo Davis, WR	34
Ian Deneen, LS	49
Deric DuBose, WR	43
DeVontres Dukes, WR	18
Jeffery Farrar, LB	30
Troy Fields, OL	61
Johnny Ford, RB	20
AJ Franco, LB	57
Johnathan Fritz, WR	83
Christion Gainer, OL	50
Samuel Gaston, DB	29
Marlon Gonzalez, OL	65
Darrien Grant, DE	45
Blake Green, DT	60
Tony Grier Jr., LB	44
Mike Hampton, DB	7
Demetris Harris, OL	64
Keyon Helton, DB	26
Justin Hinck, TE	36
Derek Hintz, DE	40
Ronnie Hoggins Jr., DB	19
Jarrett Hopple, OL	76
Terrence Horne, Jr., WR	80
Vincent Jackson, DE	15
Donovan Jennings, OL	73
Keirston Johnson, LB	34
Brett Kean, QB	7
Kevin Kegler, DL	90
Stacy Kirby Jr., DL	51
Trey Laing, DL	58
Mekhi LaPointe, DB	22
Devin Leacock, DL	53
Kirk Livingstone, DE	94
Frederick Lloyd Jr., TE	87
Elijah Mack, RB	31
Jean Marcellus, OL	75

**2018 USF FOOTBALL NUMERICAL ROSTER****108 STUDENT-ATHLETES****BY ELIGIBILITY: SR: 16 JR: 21 SO: 24 RFR: 15 FR: 32**

<b>No.</b>	<b>Name</b>	<b>Pos.</b>	<b>Ht.</b>	<b>Wt.</b>	<b>Class/Elig.</b>	<b>Hometown (Previous Schools)</b>
1	Chris Barr	DB	5-10	169	Sr./Sr.	Jacksonville, Fla. (Trinity Christian Acad.)
2	Jordan Cronkrite	RB	5-11	207	Sr./Jr.	Miami, Fla. (Westminster Central HS/Florida)
2	Khalid McGee	LB	5-10	213	Sr./Sr.	Miami, Fla. (Miami Northwestern HS)
3	Darnell Salomon	WR	6-3	207	Jr./Jr.	Miami, Fla. (Miami Central)
4	Greg Reaves	DE	6-2	248	Sr./Jr.	Bradenton, Fla. (Manatee HS/Air Force Prep Acad.)
6	Ryeshene Bronson	WR	6-3	205	Sr./Sr.	Fort Myers, Fla. (Dunbar HS)
7	Mike Hampton	CB	6-1	168	Jr./So.	Tampa, Fla. (Hillsborough HS)
7	Brett Kean	QB	6-1	221	Sr./Jr.	Lakewood, Ohio (St. Edward HS)
8	Tyre McCants	WR	5-11	240	Gr./Sr.	Niceville, Fla. (Niceville HS)
10	Chris Oladokun	QB	6-2	197	Jr./So.	Tampa, Fla. (Sickles HS)
11	Blake Barnett	QB	6-5	217	Gr./Jr.	Corona, Calif. (Santiago HS/Arizona St./Alabama)
11	Dwayne Boyles Jr.	LB	6-3	210	Fr./Fr.	Miami, Fla. (Miami Central HS)
12	Jordan McCloud	QB	6-0	188	Fr./Fr.	Tampa, Fla. (Plant HS)
12	Andre Polk Jr.	LB	6-4	227	Jr./So.	Fort Myers, Fla. (South Fort Myers HS)
13	Deangelo Antoine	WR	5-10	188	Sr./Jr.	Orlando, Fla. (Oak Ridge HS)
13	JaJuan Cherry	DB	5-9	182	Fr./Fr.	Okeechobee, Fla. (Okeechobee HS)
13	Eddie McDoom	WR	6-0	180	Jr./Jr.	Winter Garden, Fla. (West Orange HS/Michigan)
14	Vincent Davis	DB	5-11	178	Fr./Fr.	Jacksonville, Fla. (Robert E. Lee HS)
15	Vincent Jackson	LB	6-3	250	Gr./Sr.	Tampa, Fla. (Jesuit HS)
15	Jernard Phillips	WR	5-10	167	So./So.	Miami, Fla. (Miami Central HS)
16	Octavious Battle	QB	6-2	207	Fr./Fr.	Atlanta, Ga. (Carver HS)
17	Kyle Trina	WR	5-10	199	So./RFR.	Tampa, Fla. (Plant HS)
18	DeVontres Dukes	WR	6-4	210	Jr./So.	Tampa, Fla. (Wharton HS)
18	Jaymon Thomas	S	6-3	193	Sr./Sr.	Immokalee, Fla. (Immokalee HS)
19	Ronnie Hoggins Jr.	DB	5-8	177	Sr./Sr.	Coconut Creek, Fla. (Monarch HS)
20	Johnny Ford	RB	5-5	168	Fr./Fr.	Miami, Fla. (Miami HS)
20	Bentlee Sanders	DB	5-9	175	So./RFR.	Tampa, Fla. (Tampa Catholic HS)
21	Dave Small	RB	5-9	207	So./RFR.	Lauderhill, Fla. (Cardinal Gibbons HS)
22	Duran Bell Jr.	RB	5-10	174	Fr./RFR.	Tampa, Fla. (Hillsborough HS)
22	Mekhi LaPointe	DB	6-2	190	So./RFR.	Seffner, Fla. (Armwood HS)
23	Mazzi Wilkins	CB	6-0	181	Sr./Sr.	Tampa, Fla. (Plant HS)
24	Nick Roberts	DB	5-11	183	So./RFR.	Jacksonville, Fla. (Oakleaf HS)
24	Coby Weiss	K	5-9	160	So./So.	Gainesville, Fla. (Buchholz HS/Tennessee State)
25	Eugene Bowman	DB	6-0	169	Fr./Fr.	Jacksonville, Fla. (Robert E. Lee HS)
25	LaDarion McBride	WR	5-7	168	Sr./Sr.	Oakland Park, Fla. (Dillard HS/Broward College)
26	Keyon Helton	DB	6-0	190	Fr./Fr.	Pensacola, Fla. (West Florida HS)
27	Naytron Culpepper	DB	6-1	186	So./So.	Miami, Fla. (Carol City HS)
27	Bryce Miller	WR	5-10	180	So./So.	St. Petersburg, Fla. (East Lake HS/Southeastern Univ.)
28	Brock Nichols	DB	6-0	200	So./So.	Naples, Fla. (Barron Collier HS/Delaware State)
28	Trevon Sands	RB	5-11	211	Jr./Jr.	Miami, Fla. (Southwest Miami HS)
29	Samuel Gaston	DB	6-1	170	Fr./Fr.	Tampa, Fla. (Alonso HS)
29	Brian Norris Jr.	RB	6-2	228	Fr./Fr.	Chiefland, Fla. (Chiefland HS)
30	Jeffery Farrar	LB	5-11	218	Sr./Sr.	Pasadena, Calif. (Upland HS/Washington State/Mount SAC JC)
31	Elijah Mack	RB	6-0	214	Jr./So.	Punta Gorda, Fla. (Charlotte HS)
32	Donelle Thomas	DB	5-11	193	So./So.	Miami, Fla. (Carol City HS)
33	Odunayo Seriki Jr.	WR	5-10	170	Jr./So.	Apopka, Fla. (Apopka HS)
34	Yafeo Davis	WR	5-11	205	Fr./Fr.	Tampa, Fla. (Alonso HS)
34	Keirston Johnson	LB	6-0	212	So./So.	Jacksonville, Fla. (Robert E. Lee HS)
35	Jabreel Stephens	DE	6-5	241	So./RFR.	Seffner, Fla. (Armwood HS)
36	Justin Hinck	TE	6-2	231	Fr./Fr.	Englewood, Fla. (Lemon Bay HS)
36	Davion Sutton	RB	6-0	216	Sr./Sr.	Tampa, Fla. (Fivay HS/Arkansas Baptist CC/Pasco-Hernando SC)
37	Jake Stone	K	6-1	170	Sr./Jr.	Apopka, Fla. (Orangewood Christian HS)
38	Randal Copeland	LB	6-0	207	Fr./Fr.	Havana, Fla. (Gadsden County HS)
39	Trent Schneider	P	6-0	197	Jr./So.	Sydney, Australia (Carlingford HS/Santa Barbara City Coll.)
39	Trent Shaw	LB	6-2	226	Sr./Jr.	Lutz, Fla. (Steinbrenner HS)
40	Derek Hintze	DE	6-5	222	Jr./So.	Bradenton, Fla. (Braden River HS)
40	Riley Sheehan	TE	6-3	233	Sr./Jr.	Sarasota, Fla. (Riverview HS)
42	Jake Vivonetto	K	5-8	190	Sr./Sr.	Naples, Fla. (Gulf Coast HS/John Carroll Univ.)
43	Deric DuBose	WR	6-0	191	Fr./Fr.	Sarasota, Fla. (Sarasota HS)



## 2018 USF FOOTBALL NUMERICAL ROSTER

No.	Name	Pos.	Ht.	Wt.	Class/Elig.	Hometown (Previous Schools)
44	Antonio Grier Jr.	LB	6-1	210	Fr./Fr.	Atlanta, Ga. (Mays HS)
45	Darrien Grant	DE	6-4	244	So./RFR.	Bradenton, Fla. (Southeast HS)
48	Andrew Beardall	LS	5-8	206	Fr./Fr.	Merritt Island, Fla. (Merritt Island HS)
49	Ian Deneen	LS	5-10	225	Fr./Fr.	Winter Garden, Fla. (West Orange HS)
50	Christion Gainer	OL	6-6	311	Jr./So.	Panama City, Fla. (Bay Senior HS)
51	Stacy Kirby Jr.	DE	6-3	255	Fr./Fr.	Orlando, Fla. (Jones HS)
52	Michael Wiggs	OL	6-3	298	Jr./So.	Lakeland, Fla. (Lake Gibson HS)
53	Devin Leacock	DT	6-3	270	Fr./Fr.	Port Charlotte, Fla. (Port Charlotte HS)
54	Nico Sawtelle	LB	6-2	222	Sr./Jr.	Jensen Beach, Fla. (Jensen Beach HS)
55	Josh Black	DE	6-2	252	Sr./Sr.	Tampa, Fla. (Sickles HS)
55	Eric Mayes	OL	6-4	295	Gr./Sr.	Sarasota, Fla. (Booker HS/Milford Acad.)
56	Juwuan Brown	DE	6-2	261	Gr./Sr.	Tampa, Fla. (Jefferson HS)
57	AJ Franco	LB	6-0	227	So./RFR.	Sarasota, Fla. (Riverview HS)
58	Trey Laing	DE	6-2	210	Fr./Fr.	Tallahassee, Fla. (Godby HS)
59	Andrew Mims	LB	6-1	229	So./RFR.	St. Johns, Fla. (Bartram Trail HS)
60	Blake Green	DT	6-1	267	Jr./So.	Bradenton, Fla. (Bradenton Southeast HS/NW Missouri St.)
61	Troy Fields	OL	6-4	250	So./So.	Miramar, Fla. (Miramar HS/Virginia Union)
64	Demetris Harris	OL	6-3	318	So./RFR.	Jacksonville, Fla. (Robert E. Lee HS)
65	Marlon Gonzalez	OL	6-4	292	Sr./Jr.	Cape Coral, Fla. (North Ft. Myers HS)
66	Matt Nelson	OL	6-2	278	Jr./So.	Ocala, Fla. (Trinity Catholic HS)
67	Hal Roberson	OL	6-1	305	Sr./Jr.	Sarasota, Fla. (Riverview HS)
70	Sebastian Sainterling	OL	6-2	356	Fr./Fr.	Hollywood, Fla. (Chaminade-Madonna HS)
71	Jeremiah Stafford	OL	6-4	320	So./RFR.	Citra, Fla. (North Marion HS)
72	Ethan Watson	OL	6-6	296	Fr./Fr.	Pensacola, Fla. (Catholic HS)
73	Donovan Jennings	OL	6-5	322	Fr./Fr.	Tampa, Fla. (Gaither HS)
74	Brad Cecil	OL	6-4	290	Fr./Fr.	Jacksonville, Fla. (Bartram Trail HS)
75	Jean Marcellus	OL	6-4	321	So./RFR.	Tampa, Fla. (Jefferson HS)
76	Jarrett Hopple	OL	6-7	305	Jr./So.	Suffolk, Va. (Nansemond River HS/Virginia Tech)
77	Marcus Norman	OL	6-6	301	Sr./Jr.	Sebastian, Fla. (Sebastian River HS)
78	William Atterbury	OL	6-4	305	Sr./Jr.	Clearwater, Fla. (Clearwater Central Catholic HS)
79	John Waller	OL	6-4	342	Fr./Fr.	St. Petersburg, Fla. (Admiral Farragut Acad.)
80	Terrence Horne Jr.	WR	5-7	176	Fr./Fr.	Miramar, Fla. (Miramar HS)
82	Zion Roland	WR	5-11	196	Fr./Fr.	St. Petersburg, Fla. (Admiral Farragut HS)
83	Johnathan Fritz	WR	6-2	198	Fr./Fr.	St. Cloud, Fla. (St. Cloud HS)
84	Randall St. Felix	WR	6-2	205	So./RFR.	Miami, Fla. (Dr. Michael M. Krop HS)
85	Jacob Mathis	TE	6-4	246	Jr./So.	Tampa, Fla. (Berkley Prep/Ole Miss)
86	Stanley Clerveaux	WR	6-3	224	Gr./Jr.	North Miami, Fla. (North Miami HS)
87	Frederick Lloyd Jr.	TE	6-5	235	So./RFR.	Tifton, Ga. (Tift County HS)
88	Chris Carter	TE	6-4	251	Fr./Fr.	Homestead, Fla. (South Dade HS)
89	Mitchell Wilcox	TE	6-5	245	Sr./Jr.	Tarpon Springs, Fla. (Tarpon Springs HS)
90	Kevin Kegler	DT	6-2	284	So./So.	Madison, Fla. (Madison County HS)
91	Rashawn Yates	DE	6-3	266	Fr./Fr.	Port St. Lucie, Fla. (Treasure Coast HS)
92	Marques Price	DE	6-6	257	Sr./Jr.	Fort Valley, Ga. (Peach County HS/Duke)
93	Tyrone Barber	DT	6-3	260	Fr./Fr.	Venice, Fla. (Venice HS)
94	Kirk Livingstone	DE	6-4	263	Sr./Jr.	Fort Lauderdale, Fla. (Stranahan HS)
95	Brandon Boyce	DT	6-0	257	Sr./Jr.	Fort Lauderdale, Fla. (St. Thomas Aquinas HS/Duke)
96	Kelvin Pinkney	DT	6-3	288	So./So.	Sarasota, Fla. (Booker HS)
97	Armon Williams	DT	6-3	285	Fr./Fr.	Snellville, Ga. (South Gwinnett HS)
99	Kevin Bronson	DT	6-4	282	Sr./Sr.	Delray Beach, Fla. (Village Academy HS)

## ALPHABETICAL

Name	No.
Jacob Mathis, TE	85
Eric Mayes, OL	55
LaDarion McBride, WR	25
Tyre McCants, WR	8
Jordan McCloud, QB	12
Eddie McDoom, WR	13
Khalid McGee, LB	2
Bryce Miller, WR	27
Andrew Mims, LB	59
Matt Nelson, OL	66
Brock Nichols, DB	28
Marcus Norman, OL	77
Brian Norris, RB	29
Chris Oladokun, QB	10
Jernard Phillips, WR	15
Kelvin Pinkney, DL	96
Andre Polk Jr., LB	12
Marques Price, DL	92
Greg Reaves, DE	4
Hal Roberson, OL	67
Nick Roberts, DB	24
Zion Roland, WR	82
Sebastian Sainterling, OL	70
Darnell Salomon, WR	3
Bentlee Sanders, DB	20
Trevon Sands, RB	28
Nico Sawtelle, LB	54
Trent Schneider, P	39
Odunayo Seriki Jr., WR	33
Trent Shaw, LB	39
Riley Sheehan, TE	40
Dave Small, RB	21
Randall St. Felix, WR	84
Jeremiah Stafford, OL	71
Jabreel Stephens, DE	35
Jake Stone, PK	37
Davion Sutton, RB	36
Donelle Thomas, DB	32
Jaymon Thomas, DB	18
Kyle Trina, WR	17
Jake Vivonetto, PK	42
John Waller, OL	79
Ethan Watson, OL	72
Coby Weiss, PK	24
Michael Wiggs, OL	52
Mitchell Wilcox, TE	89
Mazzi Wilkins, DB	23
Armon Williams, DL	97
Rashawn Yates, DL	91

# 2018 USF FOOTBALL DEPTH CHART

## USF OFFENSE

POS	#	Name	Ht.	Wt.	Cl.
WR	3	Darnell Salomon	6-3	215	Jr.
	86	Stanley Clerveaux	6-3	224	Jr.
TE	89	Mitchell Wilcox (BA)	6-4	245	Jr.
	85	Jacob Matthis	6-4	246	So.
RT	77	Marcus Norman	6-6	301	Jr.
	71	Jeremiah Stafford	6-4	320	RFr.
RG	78	William Atterbury (BA)	6-4	306	Jr.
	70	Sebastian Sainterling	6-2	356	Fr.
C	74	Brad Cecil	6-4	290	Fr.
	52	Michael Wiggs (BA)	6-3	298	So.
LG	64	Demetris Harris	6-3	318	RFr.
	67	Hal Roberson (BA)	6-1	316	So.
LT	55	Eric Mayes (BA)	6-4	295	Sr.
	73	Donovan Jennings (BA)	6-5	322	Fr.
QB	11	Blake Barnett	6-5	217	Jr.
	7	Brett Kean	6-1	221	Jr.
OR	10	Chris Oladokun (BA)	6-2	197	So.
HB	2	Jordan Cronkrite	5-11	207	Jr.
	20	Johnny Ford	5-5	168	Fr.
	28	Trevon Sands	5-11	211	Jr.
	31	Elijah Mack	6-0	214	So.
	22	Duran Bell, Jr. (BA)	5-10	174	RFr.
SLOT	8	Tyre McCants	5-11	240	Sr.
	6	Ryeshene Bronson	6-3	205	Sr.
	15	Jernard Phillips	5-10	167	So.
WR	84	Randall St. Felix	6-2	205	RFr.
	18	DeVontres Dukes (BA)	6-4	201	So.

## USF SPECIALISTS

POS	#	Name	Ht.	Wt.	Cl.
P	39	Trent Schneider	6-0	197	So.
	37	Jake Stone	6-1	170	Jr.
PK	24	Coby Weiss	5-9	160	So.
	42	Jake Vivonetto	5-8	190	Sr.
H	39	Trent Schneider	6-0	197	So.
	17	Kyle Trina (BA)	5-10	199	RFr.
LS	49	Ian Deneen	5-10	225	Fr.
	48	Andrew Beardall	5-8	206	Fr.
KO	37	Jake Stone	6-1	170	Jr.
	39	Trent Schneider	6-0	197	So.
KR	15	Jernard Phillips	5-10	167	So.
	13	Deangelo Antoine	5-10	188	Jr.
	20	Bentlee Sanders	5-9	175	RFr.
PR	8	Tyre McCants	5-11	240	Sr.
	20	Johnny Ford	5-5	168	Fr.
	20	Bentlee Sanders	5-9	175	RFr.

## USF DEFENSE

POS	#	Name	Ht.	Wt.	Cl.
DE	4	Greg Reaves (BA)	6-2	248	Jr.
	55	Josh Black (BA)	6-2	252	Sr.
DT	90	Kevin Kegler	6-2	284	So.
	95	Brandon Boyce	6-0	257	Jr.
	93	Tyrone Barber	6-3	260	Fr.
DT	99	Kevin Bronson	6-4	282	Sr.
	96	Kelvin Pinkney (BA)	6-3	288	So.
	91	Rashawn Yates	6-3	266	Fr.
DE	94	Kirk Livingstone	6-4	263	Jr.
	15	Vincent Jackson (BA)	6-3	250	Sr.
	56	Juwuan Brown (BA)	6-2	261	Sr.
MLB	54	Nico Sawtelle	6-2	226	Jr.
	34	Keirston Johnson	6-0	212	So.
	44	Antonio Grier, Jr.	6-1	210	Fr.
WLB	2	Khalid McGee	5-10	213	Sr.
	11	Dwayne Boyles, Jr.	6-3	210	Fr.
	30	Jeffery Farrar	5-11	218	Sr.
CB	7	Mike Hampton (BA)	6-1	168	So.
	1	Chris Barr	5-10	169	Sr.
NICKEL	19	Ronnie Hoggins, Jr.	5-8	177	Sr.
	14	Vincent Davis	5-11	178	Fr.
SS	24	Nick Roberts	5-11	183	RFr.
	20	Bentlee Sanders (BA)	5-9	175	RFr.
FS	22	Mekhi LaPointe (BA)	6-2	190	RFr.
	18	Jaymon Thomas	6-3	195	Sr.
CB	23	Mazzi Wilkins (BA)	6-0	181	Sr.
	25	Eugene Bowman	6-0	169	Fr.

(BA) = NATIVE OF SEVEN-COUNTY TAMPA BAY AREA

## PRONUNCIATION CHART

6	RYESHENE Bronson	rye-SHEEN
86	Stanley CLERVEAUX	CLAIR-voe
2	Jordan CRONKRITE	cron-KRITE
18	DeVONTRES Dukes	duh-VON-treys
26	KEYON Helton	KEY-on
22	MEKHI LaPointe	MA-Kie
94	Kirk LIVINGSTONE	living-STONE
75	JEAN Marcellus	GENE
8	TYRE McCants	TIE-ree
2	KHALID McGee	KAW-lid
10	Chris OLADOKUN	Oh-LAH-Doe-KUN
67	Hal ROBerson	ROE-brr-son
28	TREVON Sands	TREY-von
54	NICO SAWTELLE	KNEE-coe SAW-tell
17	Kyle TRINA	TREE-na
42	Jake VIVONETTO	viv-OH-net-OH
23	MAZZI Wilkins	MAZZ-eeee (like Jazzy)



## CAREER STARTS CHART

	2018	2017	2016	2015	CAREER
Ronnie Hoggins (CB)	9	11	7	10	37
Marcus Norman (OL)	9	12	9	-	30
Tyre McCants (WR)	9	10	9	-	28
Mitchell Wilcox (TE)	8	8	9	-	25
William Atterbury (OL)	9	10	4	-	23
Kirk Livingstone (DE)	8	-	13	-	21
Greg Reaves (DE)	9	12	-	-	21
Ryeshene Bronson (WR)	2	-	5	11	20
Mazzi Wilkins (DB)	8	10	-	1	19
Khalid McGee (LB)	7	-	11	-	18
Nico Sawtelle (LB)	6	12	-	-	18
Jaymon Thomas (S)	4	9	3	-	16
Eric Mayes (OL)	3	12	-	-	15
Chris Barr (DB)		1	-	12	13
Darnell Salomon (WR)	3	10	-	-	13
Kevin Bronson (DT)	6	-	1	3	10
Blake Barnett (QB)	9	-	-	-	9
Mike Hampton (CB)	7	1	-	-	8
Kevin Kegler (DT)	8	-	-	-	8
Josh Black (DE)	6	-	-	-	7
Stanley Clerveaux (WR)	6	1	-	-	7
Jordan Cronkrite (RB)	7	-	-	-	7
Demetris Harris (OL)	7	-	-	-	7
Nick Roberts (S)	7	-	-	-	7
Randall St. Felix (WR)	7	-	-	-	7
Michael Wiggs (OL)	6	-	-	-	6
Vincent Jackson (DE)	1	-	4	-	5
Mekhi LaPointe (SS)	4	-	-	-	4
Brad Cecil (OL)	3	-	-	-	3
Vincent Davis (CB)	3	-	-	-	3
Donovan Jennings (OL)	3	-	-	-	3
Deangelo Antoine (WR)	2	-	-	-	2
Dwayne Boyles (LB)	2	-	-	-	2
Naytron Culpepper (CB)		2	-	-	2
Kelvin Pinkney (DT)	2	-	-	-	2
Hal Roberson (OL)	2	-	-	-	2
Bentlee Sanders (SS)	2	-	-	-	2
Trevon Sands (RB)	1	1	-	-	2
Tyrone Barber (DT)	1	-	-	-	1
Juwuan Brown (DE)	1	-	-	-	1
Johnny Ford (RB)	1	-	-	-	1
Jacob Mathis (TE)	1	-	-	-	1

## 2018 GAME-BY-GAME LEADERS

GAME	RUSHING	PASSING (C-A-YD-INT-TD)	CATCHES	REC YARDS	TACKLES
ELON	Ford (8-43-0)	Barnett (24-34-305-0-3)	St. Felix (7)	St. Felix (143)	Thomas/McGee (11)
GEORGIA TECH	Barnett (15-86-2)	Barnett (21-31-207-1-2)	McCants (10)	McCants (104)	Hoggins (10)
at Illinois	Cronkrite (22-136-1)	Barnett (23-40-411-2-2)	Wilcox (8)	St. Felix (120)	McGee (14)
ECU	Cronkrite (15-129-1)	Barnett (12-20-181-0-1)	Cronkrite/McCants (3)	Salomon (79)	Thomas (10)
at UMass	Cronkrite (23-302-3)	Barnett (17-24-209-1-1)	McCants/St. Felix (4)	McCants (81)	Roberts (10)
at Tulsa	Cronkrite (25-151-1)	Barnett (17-39-237-1-0)	McCants (8)	Wilcox (95)	LaPointe/McGee (9)
UCONN	Ford (7-164-3)	Barnett (20-28-265-2-1)	McCants (6)	St. Felix (123)	LaPointe (11)
at Houston	Ford (16-110-2)	Barnett (26-39-263-1-1)	Bronson, Salomon, Clerveaux (5)	Bronson (52)	Reaves (12)
TULANE	Barnett (16-59-1)	Barnett (29-49-322-1-0)	McCants (9)	McCants (85)	Boyles (10)

## 2018 FIELD GOALS

Field Goals	fg	pct.	01-19	20-29	30-39	40-49	50-99	lg	blk
Jake Vivonetto	2-2	1.000			1-1	1-1		41	
Coby Weiss	10-13	76.9		8-8	2-3	0-2		38	

FG Sequence	USF	Opponents
ELON	33, 41	—
GEORGIA TECH	—	35
at Illinois	(44), (40), 26	26, 46, 53, 41
ECU	—	28, 24
at UMass	29, 25, 38	—
at Tulsa	22, 22	34
UCONN	(34), 30	38
at Houston	23, 25	—
TULANE	27	(41), 38, 24
(miss)		

## 2018 USF GAME-BY-GAME STARTERS

### OFFENSE

GAME	LT	LG	C	RG	RT	TE	QB	HB	Slot	WR	WR
ELON	Mayes	Harris	Wiggs	Atterbury	Norman	Wilcox	Barnett	Sands	McCants	Clerveaux	St. Felix
GEORGIA TECH	Mayes	Harris	Wiggs	Atterbury	Norman	Wilcox	Barnett	Cronkrite	McCants	Clerveaux	St. Felix
at Illinois	Mayes	Roberson	Wiggs	Atterbury	Norman	Wilcox	Barnett	Cronkrite	McCants	Clerveaux	St. Felix
ECU	Mayes	Roberson	Wiggs	Atterbury	Norman	Wilcox	Barnett	Cronkrite	McCants	Salomon	St. Felix
at UMass	Jennings	Harris	Wiggs	Atterbury	Norman	Wilcox	Barnett	Cronkrite	McCants	Clerveaux	St. Felix
at Tulsa	Jennings	Harris	Wiggs	Atterbury	Norman	Wilcox	Barnett	Cronkrite	McCants	Salomon	St. Felix
UCONN	Jennings	Harris	Cecil	Atterbury	Norman	Wilcox	Barnett	Cronkrite	McCants	Clerveaux	St. Felix
at Houston	Mayes	Harris	Cecil	Atterbury	Norman	Wilcox	Barnett	Cronkrite	McCants	Clerveaux	Bronson
TULANE	Mayes	Harris	Cecil	Atterbury	Norman	Mathis	Barnett	Ford	McCants	Salomon	Bronson

\*\*Started four wide receivers

\*\*\*Started two tight ends

### DEFENSE

GAME	DE	DT	DT	DE	MLB	WLB	CB	Nickel	SS	FS	CB
ELON	Reaves	Kegler	Bronson	Livingstone	Sawtelle	McGee	Hampton	Hoggins	Sanders	Thomas	Wilkins
GEORGIA TECH	Reaves	Kegler	Yates	Brown	Sawtelle	McGee	Jackson (LB)	Hoggins	LaPointe	Thomas	Wilkins
at Illinois	Reaves	Kegler	Pinkney	Livingstone	Sawtelle	McGee	Hampton	Davis	Roberts	Hoggins	Wilkins
ECU	Reaves	Kegler	Barber	Livingstone	Sawtelle	McGee	Hampton	Hoggins	Roberts	Thomas	Wilkins
at UMass	Reaves	Kegler	Bronson	Livingstone	Sawtelle	McGee	Hampton	Hoggins	Roberts	Thomas	Wilkins
at Tulsa	Reaves	Kegler	Bronson	Livingstone	Sawtelle	McGee	Hoggins	Davis	Roberts	LaPointe	Sanders
UCONN	Black	Kegler	Bronson	Livingstone	Reaves	McGee	Hampton	Hoggins	Roberts	LaPointe	Wilkins
at Houston	Black	Kegler	Bronson	Livingstone	Reaves	Boyles	Hampton	Hoggins	Roberts	LaPointe	Wilkins
TULANE	Black	Pinkney	Bronson	Livingston	Reaves	Boyles	Hampton	Hoggins	Roberts	Davis	Wilkins

## TURNOVERS FORCED

TEAM	INT	FUMBLE	DEF TD	TOTAL
USF	9	7	1	16
Opponents	9	6	0	15
<b>USF CAUSED: 16</b>		<b>OPP CAUSED: 15</b>		
<b>USF POINTS OFF TO: 70</b>		<b>OPP POINTS OFF TO: 50</b>		
<b>USF DEFENSIVE TD's: 1</b>		<b>OPP DEFENSIVE TD's: 0</b>		

## USF TURNOVERS FORCED

QT	Play	Ball On	Result
<b>ELON (2)</b>			
1st.....	INT: Vincent Jackson.....	USF 30.....	TD
2nd.....	INT: Mike Hampton.....	Elon 25.....	TD
<b>GEORGIA TECH (3)</b>			
2nd.....	INT: Ronnie Hoggins.....	USF 45.....	End of Half
4th.....	FF: Bentlee Sanders.....	USF 12.....	TD
4th.....	INT: Nick Sawtelle.....	GT 18.....	TD
<b>AT ILLINOIS (1)</b>			
2nd.....	FR: Mazzi Wilkins.....	USF 31.....	Missed FG
<b>ECU (1)</b>			
4th.....	INT: Nick Roberts.....	ECU 44.....	End of Game
<b>AT UMASS (5)</b>			
2nd.....	FF: Juwuan Brown.....	USF 35.....	Punt
2nd.....	FF: Vincent Davis.....	UMass 19.....	TD
3rd.....	INT: Mike Hampton.....	USF 35.....	TD
3rd.....	FF: Vincent Davis.....	UMass 12.....	TD
4th.....	FF: Josh Black.....	UMass 8.....	TD
<b>AT TULSA (0)</b>			
<b>UConn (1)</b>			
3rd.....	INT: Nick Roberts.....	UConn 15.....	TD
<b>AT HOUSTON (2)</b>			
2nd.....	INT: Makhi LaPointe.....	Houston 32.....	TD
2nd.....	INT: Jaymon Thomas.....	Houston 0.....	End of Half
<b>TULANE (1)</b>			
4th.....	FR: Dwayne Bowlyes.....	USF34....	Turnover on downs

## OPPONENT TURNOVERS FORCED

QT	Play	Ball On	Result
<b>ELON (0)</b>			
<b>GEORGIA TECH (1)</b>			
1st.....	INT: of Blake Barnett.....	GT 43.....	FG
<b>AT ILLINOIS (2)</b>			
2nd.....	INT: of Blake Barnett.....	ILL 40.....	FG
2nd.....	INT: of Blake Barnett.....	ILL 20.....	FG
<b>ECU (1)</b>			
3rd.....	FR: of Deangelo Antoine.....	USF 40.....	FG
<b>AT UMASS (2)</b>			
1st.....	FR: of Randall St. Felix.....	UMass 30.....	PUNT
2nd.....	INT: of Blake Barnett.....	USF 13.....	TD
<b>AT TULSA (1)</b>			
2nd.....	INT: of Blake Barnett.....	Tulsa 0.....	End of Half
<b>UConn (3)</b>			
1st.....	INT: of Blake Barnett.....	UConn 42.....	TD
1st.....	INT: of Blake Barnett.....	UConn 23.....	TO on Downs
4th.....	FR: of Jordan Cronkrite.....	USF 27.....	FG
<b>AT HOUSTON (2)</b>			
3rd.....	INT: of Blake Barnett.....	Houston 0.....	TD
3rd.....	FR: of Blake Barnett.....	Houston 36.....	End of Game
<b>TULANE (3)</b>			
2nd.....	FR: of Johnny Ford.....	USF 23.....	TD
3rd.....	FR: of Darnell Salomon.....	USF 45..	Turnover on downs
3rd.....	INT: of Blake Barnett.....	Tulane 27.....	TD



# USF DRIVE CHART

## DISPLAYED USF/OPPONENT

	Possessions	TDs	FGs Made	FGs Missed	Fumble	Int.	Safety	Punt	Turnover on Downs	End of Half	End of Game	80+ yard Drives	3 and Out
Elon	12/11	4/2	2/0	0/0	0/0	0/2	0/0	4/7	0/0	1/0	1/0	1/0	2/4
Georgia Tech	13/13	7/5	0/1	0/0	0/1	1/2	0/0	3/2	1/0	1/0	0/1	1/1	1/2
at Illinois	13/15	3/1	1/4	2/0	0/1	2/0	0/0	5/7	0/0	0/0	0/1	1/1	1/5
ECU	14/14	3/1	0/2	0/0	1/0	0/1	0/0	9/8	0/2	0/0	1/0	2/1	10/3
at UMass	18/17	7/6	3/0	0/0	1/4	1/1	0/0	4/5	0/1	1/0	1/0	0/0	2/2
at Tulsa	14/15	3/3	2/1	0/0	0/0	1/0	0/0	7/9	1/0	0/1	0/1	2/2	6/8
UConn	14/14	5/4	1/1	1/0	1/0	2/1	0/0	3/6	0/1	0/1	1/0	1/1	1/3
at Houston	14/14	4/8	2/0	0/0	1/0	1/2	1/0	5/2	0/0	1/0	0/1	1/2	4/2
Tulane	16/14	2/5	1/2	0/1	2/1	1/0	0/0	5/4	2/1	1/0	1/0	0/0	3/3
at Cincinnati													
at Temple													
UCF													
<b>TOTALS</b>	<b>128/127</b>	<b>38/35</b>	<b>12/11</b>	<b>3/1</b>	<b>6/7</b>	<b>9/9</b>	<b>1/0</b>	<b>45/50</b>	<b>4/5</b>	<b>5/2</b>	<b>5/4</b>	<b>9/8</b>	<b>30/32</b>

# USF SCORING DRIVES

## QT When Score Play

## DRIVE

### ELON (4 TD-2 FGs)

1st.....8:33.....	TD	St. Felix 40-yard pass from Barnett	.....5 plays, 70 yards, 1:15
2nd.....12:16.....	FG	Vivonetto 33-yard field goal	.....8 plays, 68 yards, 1:53
2nd.....10:35.....	TD	McCants 16-yard pass from Barnett	.....2 plays, 25 yards, 0:24
2nd.....5:35.....	TD	Wilcox 14-yard pass from Barnett	.....8 plays, 80 yards, 2:39
3rd.....8:47.....	TD	Barnett 2-yard run	.....16 plays, 86 yards, 6:13
4th.....5:57.....	FG	Vivonetto 41-yard field goal	.....9 plays, 42 yards, 2:47

### GEORGIA TECH (5 TD-2 SPC TD)

2nd.....10:10.....	TD	Salomon 18-yard pass from Barnett	.....11 plays, 69 yards, 4:10
3rd.....8:53.....	TD	Bell 14-yard run	.....7 plays, 74 yards, 2:31
4th.....12:11.....	TD	Home 3-yard pass from Barnett	.....8 plays, 76 yards, 2:04
4th.....5:08.....	TD	Barnett 19-yard run	.....10 plays, 88 yards, 2:39
4th.....2:13.....	TD	Barnett 5-yard run	.....5 plays, 18 yards, 1:34

### at ILLINOIS (3 TD-1 FG)

1st.....7:52.....	TD	Cronkrite 3-yard run	.....11 plays, 75 yards, 3:02
4th.....14:53.....	TD	Saloman 14-yard pass from Barnett	.....11 plays, 75 yards, 3:03
4th.....7:47.....	FG	Weiss 26-yard field goal	.....6 plays, 71 yards, 2:08
4th.....2:24.....	TD	Saloman 50-yard pass from Barnett	.....6 plays, 85 yards, 1:17

### ECU (3 TD)

1st.....3:33.....	TD	Barnett 2-yard run	.....9 plays, 68 yards, 3:34
2nd.....13:46.....	TD	Saloman 66-yard pass from Barnett	.....3 plays, 81 yards, 1:03
4th.....10:13.....	TD	Cronkrite 80-yard run	.....3 plays, 95 yards, 1:01

### at UMASS (6 TD-1 DEF TD-3 FG)

1st.....14:20.....	TD	McCants 72-yard pass from Barnett	.....2 plays, 65 yards, 0:40
1st.....7:10.....	FG	Weiss 29-yard field goal	.....7 plays, 41 yards, 3:10
2nd.....1:43.....	FG	Weiss 25-yard field goal	.....7 plays, 70 yards, 2:17
2nd.....1:31.....	TD	Ford 19-yard run	.....1 play, 19 yards, 0:12
3rd.....12:09.....	TD	Cronkrite 77-yard run	.....2 plays, 75 yards, 0:52
3rd.....7:47.....	TD	Cronkrite 30-yard run	.....6 plays, 65 yards, 2:16
3rd.....4:57.....	TD	Cronkrite 76-yard run	.....1 play, 76 yards, 0:20
4th.....10:00.....	FG	Weiss 38-yard field goal	.....15 plays, 62 yards, 8:09
4th.....4:55.....	TD	Ford 8-yard run	.....1 play, 8 yards, 0:06

### at TULSA (3 TD-2 FG)

1st.....1:18.....	FG	Weiss 22-yard field goal	.....11 plays, 78 yards, 3:43
3rd.....13:46.....	TD	Cronkrite 66-yard run	.....3 plays, 75 yards, 1:14
4th.....7:10.....	TD	Barnett 1-yard run	.....14 plays, 82 yards, 5:41
4th.....2:10.....	TD	Barnett 12-yard run	.....10 plays, 80 yards, 2:39
4th.....00:02.....	FG	Weiss 22-yard field goal	.....7 plays, 52 yards, 1:01

### UConn (5 TD-1 FG)

2nd.....00:43.....	TD	Ford 15-yard run	.....7 plays, 80 yards, 2:17
3rd.....14:49.....	TD	St. Felix 75-yard pass from Barnett	.....1 play, 75 yards, 0:11
3rd.....6:07.....	FG	Weiss 30-yard field goal	.....5 plays, 77 yards, 1:42
3rd.....2:34.....	TD	Barnett 20-yard run	.....2 plays, 25 yards, 0:40
4th.....14:36.....	TD	Ford 15-yard run	.....1 play, 15 yards, 0:07
4th.....4:46.....	TD	Ford 43-yard run	.....6 plays, 77 yards, 2:34

### at Houston (4 TD-2FGs)

2nd.....10:33.....	TD	Cronkrite 1-yard run	.....15 plays, 79 yards, 5:13
2nd.....10:20.....	TD	Ford 32-yard run	.....1 play, 32 yards, 0:08
2nd.....3:50.....	TD	Ford 17-yard run	.....13 plays, 83 yards, 4:53
3rd.....10:47.....	FG	Weiss 23-yard field goal	.....5 plays, 21 yards, 2:09
3rd.....4:11.....	FG	Weiss 25-yard field goal	.....11 plays, 67 yards, 4:14
3rd.....0:36.....	TD	Antoine 39-yard pass from Barnett	.....6 plays, 75 yards, 2:07

### TULANE (2 TD-1FG)

1st.....7:40.....	FG	Weiss 27-yard field goal	.....10 plays, 65 yard, 4:15
3rd.....0:45.....	TD	Ford 5-yard run	.....9 plays, 75 yards, 3:03
4th.....9:26.....	TD	Barnett 1-yard run	.....10 plays, 77 yards, 2:50

**SCORING DRIVES 3:00 OR LESS:** 33 (25 TD, 8 FG)  
**SCORING DRIVES 2:00 OR LESS:** 19 (16 TD, 3 FG)  
**SCORING DRIVES 1:00 OR LESS:** 10 (10 TD)

## LONG DRIVES:

### Longest by PLAYS:

16 plays (86 yards, 6:13, touchdown vs. Elon)

### Longest by YARDS:

95 yards (3 plays; 1:01, touchdown vs. ECU)

### Longest by TIME:

8:09 (15 plays, 62 yards, field goal at UMass)

## DEFENSE/SPECIAL TEAMS TOUCHDOWNS: -- DEFENSIVE SCORING PLAYS

98-yard KO RETURN - Terrence Home vs. Georgia Tech

97-yard KO RETURN - Terrence Home vs. Georgia Tech

12-yard FR RETURN - Vincent Davis at UMass

Safety - at Houston

## 2018 GAME-BY-GAME TEAM STATISTICS

GAME	FINAL	QUARTERS					1st DOWNS	RUSHING	PASSING	TOT OFF	PUNTS	PENALTY		3RD	4TH	RED	SACKS	FIELD	POSSESSION TIME						
	SCORE	1	2	3	4	OT	R-P-PE TOT	NO-YDS-TD	C-A-I	YDS	TD	YDS	NO.-AVG	F-FL	NO-YDS	DNS	DNS	ZONE	NO-YDS	GOALS	1	2	3	4	TOT
USF	34	7	17	7	3		10-17-0 27	38-148-1	29-46-0	367	3	515	4-36.8	0-0	7-55	11-19	2-2	4-5	3-17	2-2	2:38	6:51	9:52	7:27	26:48
vs. ELON	14	0	0	7	7		12-2-2 16	49-192-2	6-12-2	42	0	234	7-45.6	1-0	6-40	4-13	0-0	2-2	2-9	0-0	12:22	8:09	5:08	7:33	33:12
USF	49	14	7	7	21		13-13-3 29	43-219-3	21-31-1	207	2	426	3-38.7	0-0	5-36	6-11	1-2	5-6	2-10	0-0	4:50	8:55	4:26	6:17	24:28
vs. GEORGIA TECH	38	17	0	14	7		19-6-2 27	57-419-4	9-18-2	183	1	602	2-36.0	1-1	8-80	3-12	2-3	4-6	2-10	1-1	10:10	6:05	10:34	8:43	35:32
USF	25	7	0	0	18		11-19-1 31	44-215-1	23-40-2	411	2	626	5-36.2	1-0	14-124	4-13	1-1	3-4	5-34	1-3	6:00	7:51	8:38	4:51	27:20
@ Illinois	19	10	6	3	0		10-8-3 21	48-212-1	20-31-0	168	0	380	7-46.0	2-1	6-65	5-18	1-1	1-2	1-7	4-4	9:00	7:09	6:22	10:09	32:40
USF	20	6	7	0	7		4-5-0 9	32-115-2	12-20-0	181	1	296	9-49.2	1-1	3-33	3-13	0-0	1-1	1-6	0-0	4:48	5:28	5:43	5:51	21:50
vs. ECU	13	7	3	3	0		10-11-3 24	46-156-1	22-50-1	256	0	412	8-30.5	0-0	2-10	10-24	2-4	3-3	6-31	2-2	10:12	9:32	9:17	9:09	38:10
USF	58	10	10	28	10		9-8-1 18	41-365-5	17-24-1	209	1	574	4-48.0	2-1	11-100	5-13	1-1	4-4	5-27	3-3	6:41	8:30	6:37	6:25	28:13
@ UMass	42	7	7	14	14		6-19-4 29	34-85-1	33-52-1	401	5	486	5-37.8	4-4	8-80	7-17	3-4	4-4	2-15	0-0	8:19	6:30	8:23	8:35	31:47
USF	25	3	0	7	15		12-11-3 26	47-250-3	17-40-1	237	0	487	7-41.1	1-0	8-70	10-20	0-1	4-4	3-10	2-2	7:47	7:40	5:19	9:59	30:45
@ Tulsa	24	7	3	14	0		10-5-1 16	49-220-2	6-21-0	79	1	299	9-50.7	0-0	10-81	7-17	0-0	4-4	3-9	1-1	7:13	7:20	9:41	5:01	29:15
USF	38	0	7	17	14		16-8-0 24	37-346-4	20-28-2	265	1	611	3-43.7	1-1	9-90	4-11	0-0	4-5	2-15	1-2	6:13	9:13	4:54	5:21	25:41
vs. UCONN	30	7	0	7	16		17-5-2 24	51-322-4	10-21-1	133	0	455	6-46.8	0-0	4-25	3-11	0-1	4-4	1-3	1-1	8:47	5:47	10:06	9:39	34:19
USF	36	0	21	15	0		13-14-2 29	42-204-3	26-39-1	263	1	467	5-47.2	2-1	8-85	9-16	0-0	4-4	0-0	2-2	8:37	10:03	10:04	2:42	31:26
@ Houston	57	14	14	15	14		16-16-3 35	48-265-3	28-41-2	419	5	684	3-50.0	0-0	5-52	13-18	2-2	2-3	2-10	0-0	6:23	4:57	4:56	12:18	28:34
USF	15	3	0	6	6		8-16-3 27	33-110-2	29-49-1	322	0	432	5-42.2	2-2	10-91	4-15	2-4	3-4	1-6	1-1	7:54	4:41	9:20	6:53	28:48
vs. TULANE	41	7	20	7	7		15-1-1 17	52-365-5	4-11-0	61	0	426	4-38.8	1-1	7-52	4-14	1-2	4-5	5-14	2-3	7:06	10:19	5:40	8:07	31:12
USF	--																								
@ Cincinnati																									
USF	--																								
@ Temple																									
USF	--																								
vs. UCF																									
USF	--																								
vs. TBA																									

## USF EXPLOSIVE PLAYS (20+ YARDS)

RUSHING	20-29	30-39	40-49	50-59	60-69	70-79	80-89	90-99	TOTAL
Jordan Cronkrite	2	2			2	2	1		9
Blake Barnett	2	1							3
Johnny Ford		1	1			1			3
TOTALS	4	4	1		2	3	1		15
RECEIVING	20-29	30-39	40-49	50-59	60-69	70-79	80-89	90-99	TOTAL
Randall St. Felix	3		2	2		1			8
Tyre McCants	4	2				1			7
Darnell Salomon	1	3		2	1				7
Mitchell Wilcox	1		1						2
Johnny Ford		2							2
Ryshene Bronson	2								2
Deangelo Antoine		1							1
TOTALS	12	7	3	4	1	2			29
PASSING	20-29	30-39	40-49	50-59	60-69	70-79	80-89	90-99	TOTAL
Blake Barnett	10	7	3	4	1	2			27
Chris Oladokun	1								1
TOTALS	11	7	3	4	1	2			28

## COMBINED EXPLOSIVE PLAYS

Blake Barnett 30 — (27 Passing, 3 Rushing)



# USF EXPLOSIVE PLAYS (20+ YARDS)

## EXPLOSIVE PLAY BREAKDOWN

**USF TOTAL (Run & Pass):** 44

**OPPONENT TOTAL:** 51

**USF GAME HIGH:** 8 at Illinois, at UMass

**OPPONENT GAME HIGH:** 11 at Houston

### USF

**Long Pass:** 75 (TD), Barnett to St. Felix vs. UConn

**Long Run:** 80 (TD), Cronkrite vs. ECU

**Long Punt Return:** 64, Antoine at UMass

**Long Kickoff Return:** 98, Horne vs. Georgia Tech

**Long INT Return:** 61, Roberts vs. UConn

### OPPONENT

**Long Pass:** 81, T. Marshall to C. Lynch vs. Georgia Tech

**Long Run:** 73, Darius Bradwell vs. Tulane

**Long Def:** 34, D. Phillips at Illinois

### ELON (4)

1Q	40 (TD)	Pass	Barnett to St. Felix	Elon
2Q	52	Pass	Barnett to St. Felix	Elon
2Q	50	Pass	Barnett to Salomon	Elon
4Q	21	Pass	Oladokun to Salomon	Elon

### GEORGIA TECH (2)

3Q	24	Pass	Barnett to McCants	Georgia Tech
4Q	22	Rush	Barnett	Georgia Tech

### AT ILLINOIS (8)

1Q	23	Pass	Barnett to St. Felix	at Illinois
2Q	24	Rush	Cronkrite	at Illinois
2Q	34	Pass	Barnett to McCants	at Illinois
3Q	24	Rush	Cronkrite	at Illinois
3Q	20	Pass	Barnett to Wilcox	at Illinois
4Q	55	Pass	Barnett to St. Felix	at Illinois
4Q	25	Pass	Barnett to McCants	at Illinois
4Q	50 (TD)	Pass	Barnett to Salomon	at Illinois

### ECU (3)

1Q	39	Pass	Barnett to Ford	ECU
2Q	66 (TD)	Pass	Barnett to Salomon	ECU
4Q	80 (TD)	Rush	Cronkrite	ECU

### AT UMASS (8)

1Q	72 (TD)	Pass	Barnett to McCants	at UMass
1Q	20	Pass	Barnett to St. Felix	at UMass
2Q	31	Rush	Ford	at UMass
2Q	66	Rush	Cronkrite	at UMass
3Q	77 (TD)	Rush	Cronkrite	at UMass
3Q	23	Pass	Barnett to St. Felix	at UMass
3Q	30 (TD)	Rush	Cronkrite	at UMass
3Q	76 (TD)	Rush	Cronkrite	at UMass

### AT TULSA (4)

1Q	45	Pass	Barnett to Wilcox	at Tulsa
3Q	66 (TD)	Rush	Cronkrite	at Tulsa
4Q	31	Pass	Barnett to Salomon	at Tulsa
4Q	34	Pass	Barnett to McCants	at Tulsa

### UConn (7)

1Q	36	Rush	Cronkrite	UConn
2Q	75 (TD)	Pass	Barnett to St. Felix	UConn
3Q	20	Pass	Barnett to McCants	UConn
3Q	48	Pass	Barnett to St. Felix	UConn
3Q	78	Rush	Ford	UConn
3Q	20 (TD)	Rush	Barnett	UConn
4Q	43 (TD)	Rush	Ford	UConn

### AT HOUSTON (3)

2Q	32 (TD)	Rush	Ford	at Houston
3Q	26	Pass	Barnett to Bronson	at Houston
3Q	39 (TD)	Pass	Barnett to Antoine	at Houston

### TULANE (5)

1Q	39	Rush	Barnett	Tulane
2Q	24	Pass	Barnett to McCants	Tulane
3Q	32	Pass	Barnett to Salomon	Tulane
3Q	25	Pass	Barnett to Bronson	Tulane
4Q	31	Pass	Barnett to Salomon	Tulane

## EXPLOSIVE PLAYS BY LENGTH

QT	LENGTH	TYPE	PLAYER	OPP
4Q	80 (TD)	Rush	Cronkrite	ECU
3Q	78	Rush	Ford	UConn
3Q	77 (TD)	Rush	Cronkrite	at UMass
3Q	76 (TD)	Rush	Cronkrite	at UMass
2Q	75 (TD)	Pass	Barnett to St. Felix	UConn
1Q	72 (TD)	Pass	Barnett to McCants	at UMass
2Q	66 (TD)	Pass	Barnett to Salomon	ECU
2Q	66	Rush	Cronkrite	at UMass
3Q	66 (TD)	Rush	Cronkrite	at Tulsa
4Q	55	Pass	Barnett to St. Felix	at Illinois
2Q	52	Pass	Barnett to St. Felix	Elon
2Q	50	Pass	Barnett to Salomon	Elon
4Q	50 (TD)	Pass	Barnett to Salomon	at Illinois

## ▲ 50 + YARD PLAYS ▲

3Q	48	Pass	Barnett to St. Felix	UConn
1Q	45	Pass	Barnett to Wilcox	at Tulsa
4Q	43 (TD)	Rush	Ford	UConn
1Q	40 (TD)	Pass	Barnett to St. Felix	Elon
1Q	39	Pass	Barnett to Ford	ECU
3Q	39 (TD)	Pass	Barnett to Antoine	at Houston
1Q	39	Rush	Barnett	Tulane
1Q	36	Rush	Cronkrite	UConn
2Q	34	Pass	Barnett to McCants	at Illinois
4Q	34	Pass	Barnett to McCants	at Tulsa
2Q	32 (TD)	Rush	Ford	at Houston
3Q	32	Pass	Barnett to Salomon	Tulane
2Q	31	Rush	Ford	at UMass
3Q	31	Pass	Barnett to Salomon	at Tulsa
4Q	31	Pass	Barnett to Salomon	Tulane
3Q	30 (TD)	Rush	Cronkrite	at UMass
3Q	26	Pass	Barnett to Bronson	at Houston
4Q	25	Pass	Barnett to McCants	at Illinois
3Q	25	Pass	Barnett to Bronson	Tulane
3Q	24	Pass	Barnett to McCants	Georgia Tech
2Q	24	Rush	Cronkrite	at Illinois
3Q	24	Rush	Cronkrite	at Illinois
2Q	24	Pass	Barnett to McCants	Tulane
1Q	23	Pass	Barnett to St. Felix	at Illinois
3Q	23	Pass	Barnett to St. Felix	at UMass
4Q	22 (TD)	Rush	Barnett	Georgia Tech
4Q	21	Pass	Oladokun to Salomon	Elon
3Q	20	Pass	Barnett to Wilcox	at Illinois
1Q	20	Pass	Barnett to St. Felix	at UMass
3Q	20	Pass	Barnett to McCants	UConn
3Q	20 (TD)	Rush	Barnett	UConn

**GAME HIGH 20+ PLAYS:** 8 at Illinois.

**SEASON TOTAL 20+ PLAYS:** 44 (Offensive)

## ▼ LONG PLAYS FOR TOUCHDOWNS

4Q	80 (TD)	Rush	Cronkrite	ECU
3Q	77 (TD)	Rush	Cronkrite	at UMass
3Q	76 (TD)	Rush	Cronkrite	at UMass
2Q	75 (TD)	Pass	Barnett to St. Felix	UConn
1Q	72 (TD)	Pass	Barnett to McCants	at UMass
2Q	66 (TD)	Pass	Barnett to Salomon	ECU
3Q	66 (TD)	Rush	Cronkrite	at Tulsa
4Q	50 (TD)	Pass	Barnett to Salomon	at Illinois
4Q	43 (TD)	Rush	Ford	UConn
1Q	40 (TD)	Pass	Barnett to St. Felix	Elon
3Q	39 (TD)	Pass	Barnett to Antoine	at Houston
2Q	32 (TD)	Rush	Ford	at Houston
3Q	30 (TD)	Rush	Cronkrite	at UMass
4Q	22 (TD)	Rush	Barnett	Georgia Tech
3Q	20 (TD)	Rush	Barnett	UConn

**TOTAL 20+ FOR TD:** 15

**GAME HIGH 20+ FOR TD:** 4 at UMass

## ▼ 30+ YARD SPECIAL TEAMS PLAYS

1Q	98 (TD)	Terrence Horne, KR	Georgia Tech
1Q	97 (TD)	Terrence Horne, KR	Georgia Tech
3Q	69	Jernard Phillips, KR	UConn
1Q	64	Deangelo Antoine, KR	at UMass
3Q	41	Bentlee Sanders, KR	at Houston
4Q	37	Bentlee Sanders, KR	at Houston
1Q	34	Bentlee Sanders, KR	at Houston
1Q	34	Terrence Horne, KR	Georgia Tech
4Q	33	Bentlee Sanders, KR	at Houston
4Q	32	Johnny Ford, KR	UConn
4Q	21	Jernard Phillips, KR	UConn
3Q	20	Deangelo Antoine, KR	at UMass

# 2018 GAME-BY-GAME STATISTICS

## GAME-BY-GAME PASSING

### #11 BLAKE BARNETT

	COMP	ATT	INT	PCT	YDS	TD	LG	SACK	EFF	TOT:YDS	TD
ELON	24	34	0	70.6	<b>305</b>	3	52	1	175.06	336	3
GEORGIA TECH	21	31	1	67.7	202	2	24	2	137.32	293	4
at Illinois	23	40	2	57.5	<b>411</b>	2	55	1	150.31	428	2
ECU	12	20	0	60.0	181	1	66	6	152.52	162	2
at UMass	17	24	1	70.8	209	1	72	2	149.40	214	2
at Tulsa	17	39	1	43.6	237	0	45	3	89.51	261	2
UCONN	20	28	2	71.4	265	1	75	1	148.43	343	2
at Houston	26	39	1	66.7	263	1	39	2	126.65	288	1
TULANE	29	49	1	59.2	322	0	32	5	110.30	381	1

### #7 BRETT KEAN

	COMP	ATT	INT	PCT	YDS	TD	LG	SACK	EFF
ELON	3	7	0	42.9	37	0	15	0	87.26

### #10 CHRIS OLADOKUN

	COMP	ATT	INT	PCT	YDS	TD	LG	SACK	EFF
ELON	2	5	0	40.0	25	0	21	1	82.00
at Tulsa	0	0	0	.000	0	0	0	0	.000

## 2018 GAME-BY-GAME RUSHING (CARRIES-YARDS-TD)

PLAYER	ELON	G-TECH	@ILL	ECU	@UMass	@Tulsa	UCONN	@Hous	TULANE	@CINC	@TEMP	UCF
Jordan Cronkrite, RB	—	9-39-0	<b>22-136-1</b>	<b>15-129-1</b>	<b>23-302-3</b>	<b>25-151-1</b>	<b>16-103-0</b>	20-73-1	6-13-0			
Johnny Ford, RB	—	—	—	5-13-0	9-77-2	9-59-0	<b>7-164-3</b>	<b>16-106-2</b>	10-34-1			
Blake Barnett, QB	8-31-1	15-86-2	10-17-0	9-(-19)-1	7-5-0	9-24-2	10-78-1	6-25-0	16-59-1			
Dural Bell, RB	—	12-69-1	—	—	—	—	—	—	—			
Elijah Mack, RB	10-33-0	—	4-16-0	—	—	—	—	—	—			
Trevon Sands, RB	5-22-0	4-11-0	1-2-0	—	—	—	—	—	1-4-0			
Tyre McCants, WR	—	—	4-28-0	—	—	—	—	—	—			
Dave Small, RB	—	—	2-12-0	—	—	—	—	—	—			
Terrence Horne, WR	—	—	1-4-0	—	—	—	—	—	—			
Chris Oladokun, QB	3-13-0	—	—	—	—	4-16-0	—	—	—			
Deangelo Antoine, WR	—	—	—	—	—	—	1-6-0	—	—			

## 2018 GAME-BY-GAME RECEIVING (CATCHES-YARDS-TD)

PLAYER	ELON	G-TECH	@ILL	ECU	@UMass	@Tulsa	UCONN	@Hous	TULANE	@CINC	@TEMP	UCF
Tyre McCants, WR	6-26-1	<b>10-104-0</b>	3-77-0	3-12-0	4-81-1	8-91-0	6-49-0	2-18-0	9-85-0			
Randall St. Felix, WR	<b>7-143-1</b>	3-23-0	<b>6-120-0</b>	1-10-0	4-55-0	1-10-0	<b>2-123-1</b>	—	—			
Mitchell Wilcox, TE	4-45-1	2-28-0	<b>8-109-0</b>	—	3-34-0	5-95-0	4-43-0	2-24-0	—			
Darnell Salomon, WR	3-77-0	3-37-1	5-95-2	2-79-1	—	3-41-0	1-8-0	5-43-0	3-44-0			
Stanley Clerveaux, WR	3-19-0	—	1-10-0	—	—	—	2-14-0	5-42-0	5-50-0			
Jordan Cronkrite, RB	—	1-4-0	—	3-13-0	—	—	1-5-0	—	—			
Deangelo Antoine, WR	—	—	—	2-28-0	—	—	—	3-40-1	1-7-0			
Jernard Phillips, WR	2-18-0	—	—	—	3-20-0	—	1-7-0	1-5-0	5-62-0			
Ryshene Bronon, WR	2-16-0	—	—	—	3-19-0	—	2-15-0	5-52-0	4-50-0			
Zion Roland, WR	1-9-0	—	—	—	—	—	—	3-39-0	1-12-0			
Terrence Horne, WR	1-4-0	2-11-1	—	—	—	—	—	—	—			
Johnny Ford, RB	—	—	—	1-39-0	—	—	—	—	—			
Blake Barnett, QB	—	—	—	—	—	—	1-1-0	—	—			
DeVontres Dukes, WR	—	—	—	—	—	—	—	—	1-12-0			

## GAME-BY-GAME SACKS

PLAYER	S-AS	TOTAL	ELON	G-Tech	ILL	ECU	UMASS	TULSA	UCONN	HOUS	TULANE	CINC	TEM	UCF	--	--
Josh Black	5-0	5.0		1.0-3		1.0-6	2.0-10				1.0-6					
Kirk Livingston	3-0	3.0	1.0-2		1.0-3		1.0-7									
Juwuan Brown	3-0	3.0					1.0-7	1.0-3	1.0-8							
Kevin Kegler	2-1	2.5		1.0-7	1.5-13											
Nico Sawtelle	2-0	2.0	1.0-5		1.0-9											
Tyrone Barber	2-0	2.0			1.0-5			1.0-6								
Rashawn Yates	1-0	1.0	1.0-10													
Greg Reaves	1-1	0.5			0.5-4											
Kevin Bronson	0-1	0.5					0.5-2									
Vincent Jackson	0-1	0.5					0.5-1									
Khalid McGee	1-1	1.5						0.5-0		1.0-2						
Ronnie Hoggins	0-1	0.5						0.5-0								
Mike Hampton	1-0	1.0							1.0-7							
<b>TEAM TOTAL</b>	<b>21-6</b>	<b>23.0</b>	<b>3.0-17</b>	<b>2.0-10</b>	<b>5.0-34</b>	<b>1.0-6</b>	<b>5.0-27</b>	<b>3.0-10</b>	<b>2.0-15</b>	<b>1.0-2</b>	<b>1.0-6</b>					



### GAME-BY-GAME TACKLES

PLAYER	UA-A	TOTAL	ELON	G-Tech	ILL	ECU	UMASS	TULSA	UCONN	HOUS	TULANE	CINC	TEM	UCF	--	--
Khalid McGee	34-37	71	5-6	7-2	5-9	4-4	2-1	3-6	2-4	6-5						
Ronnie Hoggins	36-16	52	1-1	6-4	7-4	2-2	4-2	2-2	5-0	5-1	4-0					
Nick Roberts	39-11	50	0-1	2-1	7-0	5-3	8-2	5-2	8-2	2-0	2-0					
Greg Reaves	20-29	49	2-3	0-2	1-4	3-1	—	2-5	5-3	5-7	2-4					
Nico Sawtelle	20-22	42	2-2	3-2	4-9	4-3	4-2	3-4	—	—						
Kirk Livingstone	23-18	41	5-2	0-2	5-2	4-1	1-1	1-5	1-4	2-1	4-0					
Josh Black	17-22	39	0-2	2-4	0-1	4-2	3-0	2-2	0-3	1-4	5-4					
Jaymon Thomas	22-15	37	7-4	4-0	—	7-3	2-2	1-6	1-0	—						
Mazzi Wilkins	28-9	37	2-0	3-2	5-1	4-2	1-1	—	5-1	3-2	5-0					
Mekhi LaPointe	21-11	32	0-1	0-3	—	1-0	4-1	7-2	7-4	2-0						
Mike Hampton	24-7	31	1-2	3-0	2-0	3-1	5-2	—	2-0	7-0	1-2					
Kevin Bronson	11-18	29	1-2	1-1	0-1	2-5	1-1	0-2	2-3	3-2	1-1					
Kevin Kegler	14-15	29	1-2	3-1	1-1	2-3	1-0	3-3	1-2	2-3						
Bentlee Sanders	13-12	25	4-6	3-0	—	—	2-3	1-1	1-0	2-1	0-1					
Tyrone Barber	10-8	18	0-1	3-1	2-2	1-1	1-0	1-1	2-2	—						
Dwayne Boyles	9-8	17	1-1	—	—	0-1	1-2	—	—	1-0	6-4					
Vincent Jackson	6-9	15	0-0	2-1	—	0-1	1-1	0-1	0-1	2-2	1-2					
Vincent Davis	11-2	13	1-0	5-0	—	1-0	3-1	—	—	—	1-1					
Juwuan Brown	7-5	12	2-0	0-3	—	0-1	1-1	1-0	1-0	2-0						
Kelvin Pinkney	5-7	12	0-0	0-4	3-2	1-0	—	—	—	—	1-1					
Brandon Boyce	5-7	12	—	—	—	—	—	—	—	2-4	3-3					
Andrew Mims	4-3	7	0-0	1-0	—	1-0	0-1	—	—	—	2-2					
Chris Barr	4-1	5	1-0	—	—	1-0	0-1	1-0	—	1-0						
Naytron Culpepper	2-3	5	—	—	—	—	—	—	—	—	2-3					
Antonio Grier	5-0	5	—	—	—	1-0	3-0	—	1-0	—						
Keirston Johnson	2-2	4	—	—	—	1-2	—	1-0	—	—						
Odunayo Seriki	4-0	4	—	—	—	—	1-0	—	1-0	1-0	1-0					
Rashawn Yates	2-2	4	1-1	1-1	—	—	—	—	—	—						
Jordan Cronkrite	2-0	2	—	—	—	—	1-0	—	—	—	1-0					
Jernard Phillips	2-0	2	1-0	—	—	—	—	—	—	—	1-0					
Trevon Sands	1-1	2	0-0	0-1	—	—	—	—	—	—	1-0					
Davion Sutton	1-1	2	0-1	—	—	—	1-0	—	—	—						
Mitchell Wilcox	2-0	2	0-0	0-0	1-0	—	—	—	1-0	—						
Deangelo Antoine	1-0	1	1-0	—	—	—	—	—	—	—						
Duran Bell	1-0	1	0-0	1-0	—	—	—	—	—	—						
Ian Deneen	1-0	1	0-0	1-0	—	—	—	—	—	—						
Frederick Lloyd	0-1	1	0-0	0-1	—	—	—	—	—	—						
Zion Roland	0-1	1	—	—	—	—	0-1	—	—	—						
Randall St. Felix	1-0	1	0-0	1-0	—	—	—	—	—	—						
Jake Stone	1-0	1	—	—	—	1-0	—	—	—	—						

### GAME-BY-GAME TFL

PLAYER	S-AS	TOTAL	ELON	G-Tech	ILL	ECU	UMASS	TULSA	UCONN	HOUS	TULANE	CINC	TEM	UCF	--	--
Josh Black	6-5	8.5	—	1.5-4		1.5-8	2.0-10	0.5-1	0.5-0	0.5-0	2.0-9					
Nico Sawtelle	6-3	7.5	2.5-7		2.0-11	1.5-2		1.5-5								
Juwuan Brown	6-1	6.5	1.0-2	0.5-0			1.0-7	1.0-3	1.0-8	2.0-3						
Kirk Livingstone	5-3	6.5	2.5-6		1.0-3		1.5-8	1.0-1	0.5-1							
Kevin Kegler	5-2	6.0	1.0-3	1.0-7	1.5-13	0.5-1		1.0-2		1.0-3						
Khalid McGee	5-1	5.5			1.5-15	1.0-4		1.0-0		2.0-8						
Greg Reaves	4-3	5.5	1.0-2	0.5-1	1.0-5			1.0-4		1.5-2	0.5-0					
Kevin Bronson	1-5	3.5	0.5-2	1.5-3	0.5-1		0.5-2	0.5-2								
Ronnie Hoggins	0-4	2.0	—	0.5-0	0.5-0		0.5-1	0.5-1								
Tyrone Barber	2-0	2.0			1.0-5			1.0-6								
Mekhi LaPointe	2-0	2.0						2.0-5								
Mike Hampton	2-0	2.0							1.0-7	1.0-3						
Jaymon Thomas	1-1	1.5	1.5-4													
Rashawn Yates	1-1	1.5	1.5-10													
Kelvin Pinkney	1-1	1.5	—	0.5-1	1.0-5											
Mazzi Wilkins	1-1	1.5			1.0-7					0.5-0						
Brandon Boyce	0-2	1.0								0.5-1	0.5-1					
Dwayne Boyles	0-2	1.0				0.5-2	0.5-2									
Nick Roberts	1-0	1.0					1.0-3									
Bentlee Sanders	0-1	0.5	0.5-1													
Vincent Davis	0-1	0.5					0.5-1									
Vincent Jackson	0-1	0.5					0.5-1									
<b>TEAM TOTAL</b>	<b>49-38</b>	<b>67.5</b>	<b>12.0-37</b>	<b>6.0-16</b>	<b>11.0-65</b>	<b>5.0-17</b>	<b>8.0-35</b>	<b>11.0-30</b>	<b>3.0-16</b>	<b>9.0-20</b>	<b>3.0-10</b>					

# NCAA/CONFERENCE RANKINGS - TEAM

Statistic	National Rank	Conference Rank	Value	National Leader	Value	Conference Leader	Value
3rd Down Conversion Pct (129 ranked)	36	5	0.432	Alabama	0.563	Houston	0.496
3rd Down Conversion Pct Defense (129 ranked)	65	3	0.389	Miami (FL)	0.223	Cincinnati	0.263
4th Down Conversion Pct (129 ranked)	23	3	0.636	Army West Point	0.906	UCF	0.692
4th Down Conversion Pct Defense (129 ranked)	109	9	0.647	North Texas	0.125	Cincinnati	0.222
Blocked Kicks (57 ranked)	9	2	3	Toledo	7	Temple	4
Blocked Kicks Allowed (127 ranked)	106	11	3	43 teams tied	0	Tulsa Houston	0 0
Blocked Punts (18 ranked)	18	1	1	Toledo	6	5 teams tied	1
Blocked Punts Allowed (127 ranked)	1	1	0	77 teams tied	0	7 teams tied	0
Completion Percentage (129 ranked)	55	4	0.612	Southern Miss.	0.711	Cincinnati	0.631
Defensive TDs (21 ranked)				Fresno St. Temple	5 5	Temple	5
Fewest Penalties (129 ranked)	120	12	76	Northwestern	26	Navy	33
Fewest Penalties Per Game (129 ranked)	123	12	8.44	Northwestern	2.89	Navy	3.67
Fewest Penalty Yards (129 ranked)	119	12	700	Northwestern	245	Navy	275
Fewest Penalty Yards Per Game (129 ranked)	122	12	77.78	Northwestern	27.22	Navy	30.56
First Downs Defense (129 ranked)	107	8	209	Southern Miss.	113	Cincinnati	134
First Downs Offense (129 ranked)	23	4	220	Ohio St.	265	Houston	233
Fumbles Lost (129 ranked)	59	4	6	Mississippi St.	0	UCF	1
Fumbles Recovered (127 ranked)	39	5	7	Ohio	13	SMU	11
Kickoff Return Defense (129 ranked)	32	4	18.85	Eastern Mich.	14.00	Memphis	17.57
Kickoff Returns (129 ranked)	7	2	27.06	Appalachian St.	30.71	SMU	28.83
Net Punting (129 ranked)	82	6	36.96	Cincinnati	43.74	Cincinnati	43.74
Passes Had Intercepted (129 ranked)	87	9	9	Ga. Southern	0	Tulane	2
Passes Intercepted (127 ranked)	33	2	9	Maryland	16	UCF	11
Passing Offense (129 ranked)	28	4	274.1	Washington St.	397.4	Houston	315.9
Passing Yards Allowed (129 ranked)	32	4	193.6	Michigan	122.3	Temple	165.8
Passing Yards per Completion (129 ranked)	53	8	12.72	Army West Point	20.95	Navy	16.18
Punt Return Defense (129 ranked)	65	4	7.85	Arkansas St.	-2.50	Memphis	4.33
Punt Returns (129 ranked)	114	11	4.94	FIU	22.88	Temple	13.40
Red Zone Defense (129 ranked)	83	8	0.848	Utah	0.556	Tulane Temple	0.727 0.727
Red Zone Offense (129 ranked)	52	6	0.865	Navy Maryland	1.000 1.000	Navy	1.000
Rushing Defense (129 ranked)	123	11	248.6	Michigan St.	71.7	Cincinnati	105.2
Rushing Offense (129 ranked)	29	8	219.7	Georgia Tech	377.0	Navy	286.9
Sacks Allowed (129 ranked)	97	10	2.67	Army West Point	0.22	Houston	1.00
Scoring Defense (129 ranked)	91	6	30.9	UAB	12.1	Cincinnati	14.0
Scoring Offense (129 ranked)	35	5	33.3	Alabama	51.3	Houston	47.7
Tackles for Loss Allowed (129 ranked)	68	5	5.89	Wisconsin Army West Point	3.11 3.11	UCF	4.13
Team Passing Efficiency (129 ranked)	77	6	132.34	Alabama	210.28	Houston	166.37
Team Passing Efficiency Defense (129 ranked)	38	5	119.50	Michigan	90.17	Cincinnati	99.03
Team Sacks (128 ranked)	35	4	2.56	Oklahoma St.	3.67	East Carolina	3.38
Team Tackles for Loss (129 ranked)	17	4	7.6	Miami (FL)	10.4	East Carolina	9.5
Time of Possession (129 ranked)	117	9	27:15	Army West Point	39:45	Navy	34:11
Total Defense (129 ranked)	103	10	442.1	Michigan	216.2	Cincinnati	276.1
Total Offense (129 ranked)	11	4	493.8	Alabama	565.6	UCF	548.8
Turnover Margin (129 ranked)	61	7	0.11	Ga. Southern	2.22	UCF	1.75
Turnovers Gained (129 ranked)	35	4	16	Ga. Southern	24	UCF	20
Turnovers Lost (129 ranked)	89	8	15	Ga. Southern	4	UCF	6
Winning Percentage (128 ranked)	16	3	0.778	4 teams tied	1.000	UCF	1.000

# NCAA/CONFERENCE RANKINGS - INDIVIDUAL

Statistic	Player	National Rank	Conference Rank	Value	National Leader	Value	Conference Leader	Value
All Purpose (200 ranked)	Jordan Cronkrite Johnny Ford	31 136	5 17	122.25 88.29	Darrell Henderson, Memphis	186.00	Darrell Henderson, Memphis	186.00
Blocked Kicks (3 ranked)					Reggie Gilliam, Toledo	4	Quincy Roche, Temple John Tate, Memphis	2 2
Combined Kick Returns (199 ranked)	Bentlee Sanders Deangelo Antoine	76 148	6 14	261 161	Michael Walker, Boston College	901	Isaiah Wright, Temple	677
Completion Percentage (117 ranked)	Blake Barnett	47	4	0.622	Ian Book, Notre Dame	0.745	Brady White, Memphis	0.639
Completions Per Game (100 ranked)	Blake Barnett	25	2	21.00	Gardner Minshew II, Washington St.	36.56	Reid Herring, East Carolina	24.00
Field Goal Percentage (103 ranked)	Cody Weiss	38	5	0.769	Cooper Rothe, Wyoming	0.938	Matthew Wright, UCF	0.900
Field Goals Per Game (129 ranked)	Cody Weiss	36	2	1.25	Andre Szmyt, Syracuse	2.56	Jake Verity, East Carolina	1.88
Forced Fumbles (35 ranked)					Sean Williams, Navy	0.63	Sean Williams, Navy	0.63
Fumbles Recovered (13 ranked)	Juwuan Brown	13	4	2	Tyler Horton, Boise St.	4	Cooper Edmiston, Tulsa Emeke Egbule, Houston Jake Hall, SMU	3 3 3
Interceptions Per Game (100 ranked)	Mike Hampton Nick Roberts	100 100	9 9	0.2 0.2	Juwan Foggie, Charlotte	0.7	Richie Grant, UCF	0.5
Kickoff Return TDs (5 ranked)	Terrence Horne	1	1	2	4 players tied	2	Terrence Horne, South Fla.	2
Kickoff Returns (76 ranked)	Bentlee Sanders	31	1	23.7	Savon Scarver, Utah St.	37.3	Bentlee Sanders, South Fla.	23.7
Passes Defended (27 ranked)	Mike Hampton	13	1	1.4	Anthoula Kelly, Fresno St. Bryce Hall, Virginia	2.0 2.0	Mike Hampton, South Fla.	1.4
Passing Efficiency (117 ranked)	Blake Barnett	61	5	134.6	Kyler Murray, Oklahoma	216.6	D'Eriq King, Houston	171.0
Passing TDs (146 ranked)	Blake Barnett	71	7	11	Dwayne Haskins, Ohio St. Cole McDonald, Hawaii	32 32	D'Eriq King, Houston	30
Passing Yards (130 ranked)	Blake Barnett	16	2	2,405	Gardner Minshew II, Washington St.	3,517	D'Eriq King, Houston	2,578
Passing Yards Per Game (130 ranked)	Blake Barnett	19	3	267.2	Gardner Minshew II, Washington St.	390.8	Mckenzie Milton, UCF	301.3
Passing Yards per Completion (117 ranked)	Blake Barnett	45	7	12.72	Tua Tagovailoa, Alabama	17.89	Mckenzie Milton, UCF	15.51
Points Responsible For (200 ranked)	Blake Barnett Cody Weiss	32 193	4 19	116 58	D'Eriq King, Houston	254	D'Eriq King, Houston	254
Points Responsible For Per Game (195 ranked)	Blake Barnett Cody Weiss Johnny Ford	39 173 186	4 17 19	12.9 7.3 6.9	D'Eriq King, Houston	28.2	D'Eriq King, Houston	28.2
Punt Return TDs (3 ranked)					Travis Levy, Boston College Greg Dortch, Wake Forest	2 2	Ty Mason, Temple Isaiah Wright, Temple	1 1
Punt Returns (63 ranked)	Tyre McCants	52	6	5.4	Kavontae Turpin, TCU	19.4	Isaiah Wright, Temple	13.3
Punting (96 ranked)	Trent Schneider	28	4	43.6	Braden Mann, Texas A&M	51.3	Thomas Bennett, Tulsa	47.3
Receiving TDs (161 ranked)	Darnell Salomon	118	12	4	John Ursua, Hawaii	15	James Proche, SMU Marquez Stevenson, Houston	9 9
Receiving Yards (196 ranked)	Tyre McCants Randall St. Felix Darnell Salomon	103 130 165	8 12 15	538 484 434	Andy Isabella, Massachusetts	1,394	Damonte Coxie, Memphis	839
Receiving Yards Per Game (200 ranked)	Randall St. Felix Tyre McCants Darnell Salomon Mitchell Wilcox	68 100 133 173	7 9 13 20	69.1 59.8 54.3 47.3	Andy Isabella, Massachusetts	139.4	Trevon Brown, East Carolina	104.8
Receptions Per Game (197 ranked)	Tyre McCants Mitchell Wilcox Randall St. Felix	38 176 189	4 16 19	5.7 3.5 3.4	Rondale Moore, Purdue	8.2	James Proche, SMU	7.1
Rush Yards Per Carry (160 ranked)	Jordan Cronkrite Blake Barnett	6 149	2 17	6.96 3.42	Darrell Henderson, Memphis	9.48	Darrell Henderson, Memphis	9.48
Rushing TDs (174 ranked)	Blake Barnett Johnny Ford Jordan Cronkrite	36 36 58	6 6 10	8 8 7	Devin Singletary, Fla. Atlantic	18	Darrell Henderson, Memphis	15
Rushing Yards (199 ranked)	Jordan Cronkrite Johnny Ford	13 124	2 16	946 500	Jonathan Taylor, Wisconsin	1,363	Darrell Henderson, Memphis	1,280
Rushing Yards Per Game (200 ranked)	Jordan Cronkrite Johnny Ford	10 73	2 12	118.3 71.4	Jonathan Taylor, Wisconsin	151.4	Darrell Henderson, Memphis	142.2
Sacks (146 ranked)	Josh Black	69	4	0.56	Jaylon Ferguson, Louisiana Tech	1.39	Nate Harvey, East Carolina	1.19
Scoring (170 ranked)	Cody Weiss Johnny Ford Blake Barnett	68 79 170	9 11 19	7.3 6.9 5.3	Andre Szmyt, Syracuse	12.7	Darrell Henderson, Memphis	12.0
Solo Tackles (49 ranked)					Joe Dineen Jr., Kansas	8.8	Tyler Coyle, UConn	5.9
Tackles For Loss (46 ranked)					Nate Harvey, East Carolina	2.6	Nate Harvey, East Carolina	2.6
Total Interceptions (65 ranked)	Mike Hampton Nick Roberts	65 65	6 6	2 2	Juwan Foggie, Charlotte	6	Richie Grant, UCF	4
Total Offense (200 ranked)	Blake Barnett Jordan Cronkrite	16 131	3 14	301.8 118.3	Gardner Minshew II, Washington St.	397.4	D'Eriq King, Houston	338.3
Total Points Scored (148 ranked)	Cody Weiss	92	11	58	Andre Szmyt, Syracuse	114	Darrell Henderson, Memphis	108
Total Tackles (497 ranked)	Khalid McGee Nick Roberts Ronnie Hoggins Greg Reaves	55 315 315 349	4 33 33 38	8.9 5.7 5.7 5.4	Javahn Ferguson, New Mexico St.	14.3	Austin Robinson, Houston	9.8
Total Touchdowns (107 ranked)	Blake Barnett Johnny Ford Jordan Cronkrite	64 64 107	8 8 13	8 8 7	Darrell Henderson, Memphis Devin Singletary, Fla. Atlantic	18 18	Darrell Henderson, Memphis	18
Yards per Pass Attempt (117 ranked)	Blake Barnett	39	4	7.91	Kyler Murray, Oklahoma	12.33	Brady White, Memphis	9.24
Yards per Reception (200 ranked)	Randall St. Felix Darnell Salomon Mitchell Wilcox	11 40 178	1 5 18	20.17 17.36 13.50	Hakeem Butler, Iowa St.	23.97	Randall St. Felix, South Fla.	20.17



## WIDE RECEIVERS/TIGHT ENDS

## #3 WR DARNELL SALOMON

Receptions..... 5, (3X) last at Houston (10/27/18)  
 Receiving Yards..... 139, at UCF (11/24/17)  
 Long..... 83 (TD), at UCF (11/24/17)  
 Receiving TD..... 2, at Illinois (9/15/18)

## #6 WR RYESHENE BRONSON

Receptions..... 5, at Houston (10/27/18)  
 Receiving Yds..... 113, vs. Northern Illinois (9/10/16)  
 Long Reception..... 75, vs. NC State (9/13/14)  
 Receiving TDs..... 1, 3x, last vs. Northern Illinois (9/10/16)

## #8 WR TYRE MCCANTS

Receptions..... 10, vs. Georgia Tech (9/8/18)  
 Receiving Yards..... 227, at UCF (11/24/17)  
 Long..... 72 (TD), at UMass (10/6/18)  
 Receiving TD..... 2, 2x, last vs. Texas Tech (11/24/17)  
 Rushes..... 4, at Illinois (9/15/18)  
 Rushing Yards..... 30, vs. Texas Tech (12/23/17)  
 Long Rush..... 30, vs. Texas Tech (12/23/17)  
 Long Kickoff Return..... 33, vs. Tulsa (11/16/17)  
 Kickoff Return Yards..... 56, vs. Tulsa (11/16/17)  
 Kickoff Return Average..... 28.0, vs. Tulsa (11/16/17)  
 Long Punt Return..... 19, vs. Elon (9/1/18)

## #13 WR DEANGELO ANTOINE

Receptions..... 4, (2X), last vs. Illinois (9/15/17)  
 Receiving Yards..... 93, vs. Illinois (9/15/17)  
 Long..... 39, (2X), at Houston (10/27/18)  
 Receiving TD..... 1, (2X), last at Houston (10/27/18)  
 Rushes..... 2, vs. Illinois (9/15/17)  
 Rushing Yards..... 31, vs. Illinois (9/15/17)  
 Long Rush..... 26, vs. Illinois (9/15/17)  
 Long Kickoff Return..... 64, at UMass (10/6/18)  
 Kickoff Return Yards..... 114, at UMass (10/6/18)  
 Kickoff Return Average..... 28.5, at UMass (10/6/18)

## #15 WR JERNARD PHILLIPS

Receptions..... 5, vs. Tulane (11/3/18)  
 Receiving Yards..... 62, vs. Tulane (11/3/18)  
 Long Reception..... 15, (2X), last vs. Tulane (11/3/18)  
 Receiving TDs..... 0

## #18 WR DEVONTRES DUKES

Receptions..... 2, Illinois (9/15/17)  
 Receiving Yards..... 24, Illinois (9/15/17)  
 Long..... 12, vs. Tulane (11/3/18)  
 Receiving TD..... 0

## #80 WR TERRENCE HORNE

Receptions..... 2, vs. Georgia Tech (9/8/18)  
 Receiving Yards..... 11, vs. Georgia Tech (9/8/18)  
 Long..... 8, vs. Georgia Tech (9/8/18)  
 Receiving TD..... 1, vs. Georgia Tech (9/8/18)  
 Long Kickoff Return..... 98, vs. Georgia Tech (9/8/18)  
 Kickoff Return Yards..... 264, vs. Georgia Tech (9/8/18)  
 Kickoff Return Average..... 52.8, vs. Georgia Tech (9/8/18)  
 Kickoff Return Touchdown..... 2, vs. Georgia Tech (9/8/18)

## #82 WR ZION ROLAND

Receptions..... 3, at Houston (10/27/18)  
 Receiving Yards..... 39, at Houston (10/27/18)  
 Long..... 17, at Houston (10/27/18)  
 Receiving TD..... 0

## #84 WR RANDALL ST. FELIX

Receptions..... 7, vs. Elon (9/1/18)  
 Receiving Yards..... 143, vs. Elon (9/1/18)  
 Long..... 75, vs. UConn (10/20/18)  
 Receiving TD..... 1, (2X), last vs. UConn (10/20/18)

## #85 TE JACOB MATHIS

Receptions..... 0  
 Receiving Yards..... 0  
 Long..... 0  
 Receiving TD..... 0

## #86 WR STANLEY CLERVEAUX

Receptions..... 5, (2X), last vs. Tulane (11/3/18)  
 Receiving Yards..... 50, vs. Tulane (11/3/18)  
 Long Reception..... 12, (2X), last vs. Tulane (11/3/18)  
 Receiving TDs..... 0

## #87 TE FREDERICK LLOYD

Receptions..... 0  
 Receiving Yards..... 0  
 Long Reception..... 0  
 Receiving TDs..... 0

## #89 TE MITCHELL WILCOX

Receptions..... 8, at Illinois (9/15/18)  
 Receiving Yards..... 109, at Illinois (9/15/18)  
 Receiving TDs..... 1, 5X, last vs. Elon (9/1/18)  
 Long Reception..... 52, vs. Florida State (9/24/16)

## QUARTERBACKS

## #7 QB BRETT KEAN

Completions..... 6, at Cincinnati (10/1/16)  
 Attempts..... 7, 3x, last vs. Elon (9/1/18)  
 Passing Yards..... 52, vs. Towson (9/3/16)  
 Long Pass..... 23 (TD), vs. Towson (9/3/16)  
 Passing TDs..... 2, vs. Towson (9/3/16)  
 Rushes..... 1, 3x, last vs. Elon (9/1/18)  
 Rushing Yards..... 4, vs. Navy (10/28/16)  
 Long Rush..... 4, vs. Navy (10/28/16)  
 Rushing TDs..... 0

## #10 QB CHRIS OLADOKUN

Completions..... 2, vs. Elon (9/1/18)  
 Attempts..... 5, vs. Elon (9/1/18)  
 Passing Yards..... 25, vs. Elon (9/1/18)  
 Long Pass..... 21, vs. Elon (9/1/18)  
 Passing TDs..... 0  
 Rushes..... 4, at Tulsa (10/12/18)  
 Rushing Yards..... 16, at Tulsa (10/12/18)  
 Long Rush..... 14, vs. Elon (9/1/18)  
 Rushing TDs..... 0

## #11 QB BLAKE BARNETT

Completions..... 29, vs. Tulane (11/3/18)  
 Attempts..... 49, vs. Tulane (11/3/18)  
 Passing Yards..... 411, at Illinois (9/15/18)  
 Long Pass..... 75 (TD), vs. UConn (10/20/18)  
 Passing TDs..... 3, vs. Elon (9/1/18)  
 Rushes..... 16, vs. Tulane (11/3/18)  
 Rushing Yards..... 86, vs. Georgia Tech (9/8/18)  
 Long Rush..... 39, vs. Tulane (11/3/18)  
 Rushing TDs..... 2, (2X), last at Tulsa (10/12/18)  
 Total Yards..... 428, at Illinois (9/15/18)

## RUNNING BACKS

## #2 RB JORDAN CRONKRITE

Rushes..... 25, at Tulsa (10/12/18)  
 Rushing Yards..... 302, at UMass (10/6/18)  
 Long Rush..... 80, vs. ECU (9/22/18)  
 Rushings TDs..... 3, at UMass (10/6/18)  
 Receptions..... 5, at Tennessee (9/24/16)  
 Receiving Yards..... 49, at South Carolina (11/14/15)  
 Long Reception..... 41, at South Carolina (11/14/15)  
 Receiving Touchdowns..... 1, 2X, last at Tennessee (9/24/16)

## #20 RB JOHNNY FORD

Rushes..... 16, at Houston (10/27/18)  
 Rushing Yards..... 164, vs. UConn (10/20/18)  
 Long Rush..... 78, vs. UConn (10/20/18)  
 Rushings TDs..... 3, vs. UConn (10/20/18)  
 Receptions..... 1, vs. ECU (9/22/18)  
 Receiving Yards..... 39, vs. ECU (9/22/18)  
 Receiving TDs..... 0  
 Long Reception..... 39, vs. ECU (9/22/18)  
 Long Kickoff Return..... 32, vs. UConn (10/20/18)  
 Kickoff Return Yards..... 50, vs. UConn (10/20/18)  
 Kickoff Return Average..... 16.0, vs. UConn (10/20/18)

## #22 RB DURAN BELL

Rushes..... 12, vs. Georgia Tech (9/8/18)  
 Rushing Yards..... 69, vs. Georgia Tech (9/8/18)  
 Long Rush..... 16, vs. Georgia Tech (9/8/18)  
 Rushings TDs..... 1, vs. Georgia Tech (9/8/18)  
 Receptions..... 0  
 Receiving Yards..... 0  
 Receiving TDs..... 0  
 Long Reception..... 0

## #28 RB TREVON SANDS

Rushes..... 8, vs. Illinois (9/15/17)  
 Rushing Yards..... 43, vs. Illinois (9/15/17)  
 Long..... 14, vs. Elon (9/1/18)  
 Rushing TD..... 0

## #31 RB ELIJAH MACK

Rushes..... 10, vs. Elon (9/1/18)  
 Rushing Yards..... 33, vs. Elon (9/1/18)  
 Long Rush..... 10, vs. Elon (9/1/18)  
 Rushings TDs..... 0  
 Receptions..... 0  
 Receiving Yards..... 0  
 Long Reception..... 0

## SPECIALISTS

## #24 K COBY WEISS

Field Goals..... 3, at UMass (10/6/18)  
 Long Field Goal..... 39, vs. Austin Peay (10/14/17)  
 Points..... 16, at UMass (10/6/18)  
 FG Streak..... 5, (2018)

## #37 K JAKE STONE

Field Goals..... 0  
 Long Field Goal..... 0  
 Points..... 0  
 FG Streak..... 0  
 Punts..... 4, vs. Illinois (9/15/18)  
 Punt Average..... 41.2, vs. Illinois (9/15/18)

## #39 P TRENT SCHNEIDER

Punts..... 9, vs. ECU (9/22/18)  
 Yards..... 443, vs. ECU (9/22/18)  
 Avg..... 49.2, vs. ECU (9/22/18)  
 Long..... 72, vs. ECU (9/22/18)  
 Inside 20..... 2, (4X), last at Houston (10/12/18)

## #42 K JAKE VIVONETTO (Stats from John Carroll)

Field Goals..... 3, vs. Muskingum (10/31/15)  
 Long Field Goal..... 43, vs. Mount Union (11/14/15)  
 Points..... 12, vs. Muskingum (10/31/15)  
 FG Streak..... 3, 2015

## DEFENSIVE BACKS

## #1 DB CHRIS BARR

Tackles.....	1, 5X, last at Houston (10/27/18)
TFL.....	0
Sacks.....	0
INT.....	0

## #7 DB MIKE HAMPTON

Tackles.....	7, at Houston (10/27/18)
TFL.....	1, (2X), last at Houston (10/27/18)
Sacks.....	1.0, vs. UConn (10/20/18)
INT.....	1, 2X, last at UMass (10/6/18)
PBU.....	4, vs. ECU (9/22/18)

## #14 DB VINCENT DAVIS

Tackles.....	5, at Illinois (9/15/18)
TFL.....	0.5, at UMass (10/6/18)
Sacks.....	0
INT.....	0
PBU.....	1, at Illinois (9/15/18)
FF.....	2, at UMass (10/6/18)
FR.....	1, at UMass (10/6/18)

## #18 DB JAYMON THOMAS

Tackles.....	11, vs. Elon (9/1/18)
TFL.....	2.0, 2x, last vs. South Carolina (12/29/16)
Sacks.....	1.0, 2x, last vs. South Carolina (12/29/16)
FR.....	1, 2x, last vs. South Carolina (12/29/16)
FF.....	1, 2x, last vs. South Carolina (12/29/16)
PBU.....	1, (5X), last at Houston (10/27/18)

## #19 DB RONNIE HOGGINS

Tackles.....	12, at Syracuse (9/17/16)
TFL.....	1.5, vs. Memphis (10/2/15)
Sacks.....	0.5, at Tulsa (10/12/18)
INT.....	1, 7x, last vs. Georgia Tech (9/8/18)
PBU.....	2, (4X), last at Tulsa (10/12/18)
FF.....	1, at Syracuse (9/17/16)
FR.....	1, at SMU (11/19/16)

## #20 S BENTLEE SANDERS

Tackles.....	10, vs. Elon (9/1/18)
TFL.....	0.5, vs. Elon (9/1/18)
Sacks.....	0
INT.....	0
FF.....	1, vs. Georgia Tech (9/8/18)
Kickoff Return Yards.....	141, at Houston (10/27/18)

## #22 DB MEKHI LaPOINTE

Tackles.....	11, vs. UConn (10/20/18)
TFL.....	2.0, at Tulsa (10/12/18)
Sacks.....	0
INT.....	1, at Houston (10/27/18)
PBU.....	1, at Tulsa (10/12/18)

## #23 DB MAZZI WILKINS

Tackles.....	7, vs. Temple (9/21/17)
TFL.....	1.0, at Illinois (9/15/18)
Sacks.....	0.5, vs. Temple (9/21/17)
INT.....	1, 3X, at ECU, 9/30/17
FR.....	1, at Illinois (9/15/18)
PBU.....	4, at ECU, 9/30/17

## #24 DB NICK ROBERTS

Tackles.....	10, (2X), last vs. UConn (10/20/18)
TFL.....	1.0, at UMass (10/6/18)
Sacks.....	0
INT.....	1, (2X), last vs. UConn (10/20/18)
PBU.....	1, vs. ECU (9/22/18)

## #25 DB EUGENE BOWMAN

Tackles.....	0
TFL.....	0
Sacks.....	0

## DEFENSIVE LINE

## #4 DE GREG REAVES

Tackles.....	12, at Houston (10/27/18)
Sacks.....	1, 5x, last vs. Tulsa (11/16/17)
TFL.....	2.5, 2X, last vs. Tulsa (11/16/17)
INT.....	0
FR.....	0

## #15 VINCENT JACKSON

Tackles.....	5, at Syracuse (9/17/16)
Sacks.....	0.5, 2X, last at UMass (10/6/18)
INT.....	1, vs. Elon (9/1/18)
TFL.....	1.5, vs. Temple (9/21/17)
FF.....	0

## #55 DE JOSH BLACK

Tackles.....	9, vs. Tulane (11/3/18)
Sacks.....	2.0, at UMass (10/6/18)
TFL.....	2.0, (2X), last vs. Tulane (11/3/18)
FF.....	1, 3X, last vs. Tulane (11/3/18)

## #56 JUWUAN BROWN

Tackles.....	4, at Syracuse (9/17/16)
Sacks.....	1.0, 7x, last vs. UConn (10/20/18)
TFL.....	2.0, at Houston (10/27/18)
FF.....	1, vs. Cincinnati (10/14/17)
FR.....	2, at UMass (10/6/18)
PBU.....	1, vs. UConn (10/20/18)

## #90 DT KEVIN KEGLER

Tackles.....	6, at Tulsa (10/12/18)
TFL.....	1.5, at Illinois (9/15/18)
Sacks.....	1.5, at Illinois (9/15/18)
INT.....	0
FR.....	0

## #91 DT RASHAWN YATES

Tackles.....	2, 2X, last vs. Georgia Tech (9/8/18)
Sacks.....	1.0, vs. Elon (9/1/18)
TFL.....	1.5, vs. Elon (9/1/18)
INT.....	0

## #93 DT TYRONE BARBER

Tackles.....	4, (3X) last vs. UConn (10/20/18)
Sacks.....	1.0, (2X), last at Tulsa (10/12/18)
TFL.....	1.0, (2X), last at Tulsa (10/12/18)
INT.....	0
FR.....	0

## #94 DE KIRK LIVINGSTONE

Tackles.....	7, (2X), last at Illinois (9/15/18)
Sacks.....	1.0, 5x, last at UMass (10/6/18)
TFL.....	2.5, (2X), last vs. Elon (9/1/18)
FF.....	1, vs. Elon (9/1/18)
PBU.....	1, at San Jose State (8/26/17)

## #96 DT KELVIN PINKNEY

Tackles.....	6, at San Jose State (8/26/17)
Sacks.....	1, vs. Cincinnati (10/14/17)
TFL.....	1.0, (2X), last at Illinois (9/15/18)
INT.....	0
FR.....	0
Blocked Kick.....	1 (PAT), at San Jose State (9/26/17)

## #99 KEVIN BRONSON

Tackles.....	7, vs. ECU (9/22/18)
Sacks.....	1.5, at ECU (11/7/15)
TFL.....	2.0, vs. Northern Illinois (9/10/16)
FF.....	1, at Florida State (9/12/15)
INT.....	1, at UConn (10/17/15)

## LINEBACKERS

## #2 DB KHALID MCGEE

Tackles.....	14, at Illinois (9/15/18)
TFL.....	2.0, (3X), last at Houston (10/27/18)
Sacks.....	1.0, (2x), last at Houston (10/27/18)
INT.....	1, at Cincinnati (10/1/16)
FF.....	1, vs. Houston (10/28/17)
FR.....	2, vs. South Carolina (12/29/16)

## #11 LB DWAYNE BOYLES, JR.

Tackles.....	10, vs. Tulane (11/3/18)
TFL.....	0.5, 2X, last at UMass (10/6/18)
INT.....	0
PBU.....	1, vs. Elon (9/1/18)
FR.....	1, vs. Tulane (11/3/18)

#30 LB JEFFREY FARRAR *(Stats from Mount SAC JC)*

Tackles.....	4, 3X, last at Orange Coast (10/1/16)
TFL.....	1, vs. Santa Monica (9/17/16)
INT.....	1, 3X, last at Ventura (9/10/16)
FR.....	0
PBU.....	3, at Ventura (9/10/16)

## #34 LB KIERSTON JOHNSON

Tackles.....	3, vs. ECU (9/22/18)
TFL.....	1, vs. Temple (9/21/17)
INT.....	1, vs. Illinois (9/15/17)
FR.....	0
PBU.....	1, vs. Illinois (9/15/17)

## #44 LB ANTONIO GRIER, JR.

Tackles.....	3, at UMass (10/6/18)
TFL.....	0
INT.....	0
FR.....	1, at UMass (10/6/18)

## #54 LB NICO SAWTELLE

Tackles.....	13, at Illinois (9/15/18)
TFL.....	2.5, vs. Elon (9/1/18)
Sacks.....	1.0, 3X, last at Illinois (9/15/18)
FR.....	1, 3X, last vs. Georgia Tech (9/8/18)
INT.....	1, 2X, last vs. Georgia Tech (9/8/18)

## USF INDIVIDUAL RECORD WATCH

## RECEPTIONS

## RECEPTIONS - SEASON

## BY A TIGHT END

1.	Trevor Hypolite (Jr.).....	34 (390).....	1997
	<b>Mitchell Wilcox (Jr.).....</b>	<b>28 (378).....</b>	<b>2018</b>

## RECEPTIONS - CAREER

RANK	NAME	RECEPTIONS	YEAR
1.	Andre Davis.....	153 (2,136).....	2011-14
2.	Rodney Adams.....	135 (1,967).....	2014-16
3.	Hugh Smith.....	131 (1,523).....	1999-2002
4.	<b>Tyre McCants.....</b>	<b>119 (1,777).....</b>	<b>2015-present</b>

## BY A TIGHT END

1.	Sean Price.....	75 (897).....	2012-2015
2.	Cedric Hill.....	60 (774).....	2005-08
3.	<b>Mitchell Wilcox.....</b>	<b>57 (814).....</b>	<b>2016-present</b>
	Mike McFarland.....	55 (643).....	2011-14

## SEASON

RANK	NAME	RECEPTIONS	YEAR
1.	Rodney Adams (Sr.).....	67 (822).....	2016
2.	Hugh Smith (Sr.).....	62 (661).....	2002
3.	Jessie Hester (Jr.).....	54 (579).....	2008
4.	Marquez Valdes-Scantling (Sr.).....	54 (879).....	2017
5.	Huey Whittaker (So.).....	52 (548).....	2001
6.	<b>Tyre McCants.....</b>	<b>51.....</b>	<b>2018</b>
7.	Andre Davis (Jr.).....	49 (735).....	2013

## RECEIVING YARDS

## RECEIVING YARDS - SEASON

RANK	NAME	YARDS	YEAR
1.	Marquez Valdes-Scantling (Sr.).....	879 (53).....	2017
2.	Rodney Adams (Sr.).....	822 (67).....	2016
	Rodney Adams (Jr.).....	822 (45).....	2015
4.	Andre Davis (Jr.).....	735 (49).....	2013
5.	Carlton Mitchell (Jr.).....	706 (40).....	2009
6.	Tyre McCants (Jr.).....	686 (36).....	2017
7.	Dontavia Bogan (Sr.).....	685 (47).....	2010
8.	Hugh Smith (Sr.).....	661 (62).....	2002
9.	Andre Davis (Sr.).....	594 (36).....	2014
10.	Jessie Hester (Jr.).....	579 (54).....	2008
	<b>Tyre McCants.....</b>	<b>543.....</b>	<b>2018</b>
	<b>Randall St. Felix (Fr.).....</b>	<b>484.....</b>	<b>2018</b>

## BY A TIGHT END

1.	Trevor Hypolite (Jr.).....	390 (34).....	1997
	<b>Mitchell Wilcox.....</b>	<b>378 (28).....</b>	<b>2018</b>

## RECEIVING YARDS - CAREER

RANK	NAME	YARDS	YEAR
1.	Andre Davis.....	2,136 (153).....	2011-14
2.	Rodney Adams.....	1,967 (135).....	2014-16
3.	<b>Tyre McCants.....</b>	<b>1,777 (119).....</b>	<b>2015-present</b>

## BY A TIGHT END

1.	Sean Price.....	897 (75).....	2012-2015
2.	<b>Mitchell Wilcox.....</b>	<b>814 (57).....</b>	<b>2016-present</b>
3.	Cedric Hill.....	774 (60).....	2005-08

## RECEIVING TOUCHDOWNS

## RECEIVING TOUCHDOWNS - CAREER

RANK	NAME	TOUCHDOWNS	YEAR
1.	Andre Davis.....	17.....	2011-14
2.	Rodney Adams.....	16.....	2014-16
3.	<b>Tyre McCants.....</b>	<b>15.....</b>	<b>2015-present</b>
4.	DeAndrew Rubin.....	14.....	1999-2002

## PASSING YARDS

## GAME

RANK	NAME	YARDS	OPPONENT	DATE
1.	Quinton Flowers (Sr.).....	503.....	at UCF.....	11/24/17
2.	<b>Blake Barnett (Jr.).....</b>	<b>411.....</b>	<b>at Illinois.....</b>	<b>9/15/18</b>
3.	B.J. Daniels (Jr.).....	409.....	vs. Cincinnati.....	10/22/11
4.	Quinton Flowers (Sr.).....	385.....	at UConn.....	11/4/17

## SEASON

RANK	NAME	YARDS	YEAR
1.	Quinton Flowers (Sr.).....	2,911.....	2017
	Matt Grothe (Jr.).....	2,911.....	2008
3.	Marquel Blackwell (Jr.).....	2,882.....	2001
4.	Quinton Flowers (Jr.).....	2,812.....	2016
5.	Matt Grothe (So.).....	2,670.....	2007
6.	Marquel Blackwell (Sr.).....	2,590.....	2002
7.	B.J. Daniels (Jr.).....	2,585.....	2011
8.	Matt Grothe (RFr.).....	2,576.....	2006
9.	<b>Blake Barnett (Jr.).....</b>	<b>2,400.....</b>	<b>2018</b>
10.	Chad Barnhardt (Jr.).....	2,362.....	1997

## 300-YARD PASSING GAMES

## SEASON

RANK	NAME	GAMES	YEAR
1.	Quinton Flowers (Sr.).....	4.....	2017
2.	<b>Blake Barnett (Jr.).....</b>	<b>3.....</b>	<b>2018</b>
	B.J. Daniels (Jr.).....	3.....	2011
	Matt Grothe (Jr.).....	3.....	2008

## 200-YARD PASSING GAMES

## SEASON

RANK	NAME	GAMES	YEAR
1.	Marquel Blackwell (Jr.).....	10.....	2001
2.	<b>Blake Barnett (Jr.).....</b>	<b>8.....</b>	<b>2018</b>
3.	B.J. Daniels (Jr.).....	7.....	2011
	Matt Grothe (Jr.).....	7.....	2008
	Marquel Blackwell (Sr.).....	7.....	2002

## RUSHING YARDS

## GAME

RANK	NAME	ATTEMPTS	YARDS	OPPONENT
1.	<b>Jordan Cronkrite (Jr.).....</b>	<b>23.....</b>	<b>302.....</b>	<b>at UMass, 10/6/18</b>
2.	Marlon Mack (Fr.).....	24.....	275.....	vs. Western Carolina, 8/30/14
	Andre Hall (Jr.).....	29.....	275.....	at UAB, 11/3/04
4.	Dyral McMillan (Sr.).....	34.....	258.....	vs. New Haven, 11/6/99
5.	Marlon Mack (So.).....	21.....	230.....	vs. Temple, 11/14/15

## SEASON

RANK	NAME	ATTEMPTS	YARDS	YEAR
1.	Quinton Flowers (Jr.).....	198.....	1,530.....	2016
2.	Marlon Mack (So.).....	201.....	1,381.....	2015
3.	Andre Hall (Sr.).....	270.....	1,374.....	2005
4.	Andre Hall (Jr.).....	210.....	1,357.....	2004
5.	Marlon Mack (Jr.).....	174.....	1,187.....	2016
6.	Quinton Flowers (Sr.).....	196.....	1,078.....	2017
7.	Marlon Mack (Fr.).....	202.....	1,041.....	2014
8.	Dyral McMillan (Sr.).....	181.....	1,017.....	1999
9.	Quinton Flowers (So.).....	191.....	991.....	2015
10.	<b>Jordan Cronkrite (Jr.).....</b>	<b>946.....</b>	<b>946.....</b>	<b>2018</b>

## MOST YARDS IN THREE CONSECUTIVE GAMES

RANK	NAME	YARDS	GAMES (YARDS), DATE
1.	Andre Hall (Jr.).....	591.....	at UAB (275), 11/3/04; vs. ECU (161), 11/13/04; ..... at Cincinnati (155), 11/20/04
2.	<b>Jordan Cronkrite (Jr.) 582.....</b>	<b>582.....</b>	vs. ECU (129), 9/22/18; at UMass (302), 10/6/18 ..... at Tulsa (151), 10/12/18



# THE LAST TIME - INDIVIDUAL

	USF	OPPONENT
	<b>RUSHING</b>	
Rushed at least 25 times:	Jordan Cronkrite (25), at Tulsa, 10/12/18	David Pindell (28), vs. UConn, 10/20/18
Rushed at least 30 times:	Marlon Mack (31), vs. UConn, 9/19/14	D. Brewer (34), vs. Tulsa, 11/16/17
Rushed for 100 yards:	Johnny Ford (106), at Houston, 10/27/18	D'Eriq King (134), at Houston, 10/27/18
Multiple players rushed for 100 yards:	Johnny Ford (164), Jordan Cronkrite (103) vs. UConn, 10/20/18	Darius Bradwell (135), Corey Dauphine (121) vs. Tulane, 11/3/18
Rushed for 150 yards:	Johnny Ford (164) vs. UConn, 10/20/18	David Pindell (197) vs. UConn, 10/20/18
Rushed for 200 yards:	Quinton Flowers (210), at Memphis, 11/12/16	R. Armstead (210), at Temple, 10/21/16
Rushed for 300 yards:	Jordan Cronkrite (302), at UMass, 10/6/18	
USF player rushed for 200 yards in consecutive games	Dyral McMillan (258) vs. New Haven, 11/6/99; (221) vs. Hofstra, 11/13/99	
Scored on a run of 50 yards or more:	Jordan Cronkrite (66) at Tulsa, 10/12/18	Stacey Bell (54), Stony Brook, 9/2/17
Scored on a run of 70 yards or more:	Jordan Cronkrite (77, 76), at UMass 10/6/18	Darius Bradwell (73), vs. Tulane, 11/3/18
	<b>PASSING</b>	
Player attempted 60+ passes:	Marquel Blackwell (61), at Memphis, 9/22/01	Troy Mitchell (66), vs. Western Carolina, 8/30/14
Player attempted 50-59 passes:	Matt Grothe (54), vs. Cincinnati, 11/3/07	Nic Shimonek (59), vs. Texas Tech, 12/23/17
Player attempted 40-49 passes:	Blake Barnett (49), vs. Tulane, 11/3/18	D'Eriq King (41), at Houston, 10/27/18
Player completed 30-39 passes:	B.J. Daniels (31), vs. Cincinnati, 10/22/11	Nic Shimonek (32), vs. Texas Tech, 12/23/17
Player completed 25-29 passes:	Blake Barnett (29), vs. Tulane, 11/3/18	D'Eriq King (28), at Houston, 10/27/18
Player passed for more than 400 yards:	Blake Barnett (411), at Illinois, 9/15/18	D'Eriq King (419), at Houston, 10/27/18
Player passed for more than 300 yards:	Blake Barnett (322), vs. Tulane, 11/3/18	Mckenzie Milton (373), at UCF 11/24/17
Player threw five touchdowns:	Marquel Blackwell (5), at East Carolina, 10/19/02	D'Eriq King (5), at Houston, 10/27/18
Player threw four touchdowns:	Quinton Flowers (4), vs. Texas Tech, 12/23/17	Mckenzie Milton (4), at UCF, 11/24/17
Player threw three touchdowns:	Blake Barnett (3), vs. Elon, 9/1/18	Nic Shimonek (3), vs. Texas Tech, 12/23/17
Player threw a TD of 70 yards or more:	Blake Barnett-Randall St. Felix (75), vs. UConn, 10/20/18	T. Marshall to C. Lynch (81), vs. Georgia Tech, 9/8/18
Player threw a TD of 60-70 yards or more:	Blake Barnett-Darnell Salomon (66), vs. ECU, 9/22/18	
Player threw a TD of 50-60 yards or more:	Quinton Flowers-T. McCants (54), vs. Stony Brook, 9/2/17	D'Eriq King-Jeremy Singleton (52), at Houston, 10/27/18
	<b>RECEIVING</b>	
Player caught 10 passes:	Tyre McCants (10), vs. Georgia Tech, 9/8/18	Andy Isabella (13), at UMass, 10/6/18
Player had 100 receiving yards:	Randall St. Felix (123), vs. UConn, 10/20/18	Jeremy Singleton (125), Marquez Stevenson (106) at Houston, 10/27/18
USF player with three straight 100-yard games:	Andre Davis (113), vs. SMU, 11/26/13; (110) vs. Memphis, 11/16/13; (134), vs. Houston, 10/31/13	
	<b>TOTAL OFFENSE</b>	
Player had 600-plus yards:	Quinton Flowers (605), at UCF, 11/24/17	
Player had 400-600 yards:	Blake Barnett (428), at Illinois, 9/15/18	D'Eriq King (553), at Houston, 10/27/18
QB Had 100+ yards RUSHING & 400+ PASSING:	Quinton Flowers, 102 rush, 503 pass, at UCF, 11/24/17	D'Eriq King, 134 rush, 419 pass, at Houston, 10/27/18
QB had 100+ yards RUSHING & 200-400 PASSING:	Quinton Flowers, 106 rush, 311 pass, vs. Texas Tech, 12/23/17	Will Worth, 129 rush, 299 pass, vs. Navy, 10/28/16
	<b>DEFENSE</b>	
Player intercepted three or more passes:	J.R. Reed (3), at Memphis, 11/29/03	Bobby McCain (3), vs. Memphis, 11/16/13
Player intercepted two or more passes:	Deatrick Nichols (2), vs. Temple, 9/21/17	Sean Davis (2), at Maryland, 9/19/15
Player recovered two or more fumbles:	Juwuan Brown (2), at UMass, 10/6/18	Jacob Martin (2), vs. Temple, 9/21/17
Player recorded four or more sacks:	George Selvie (4), vs. Elon, 9/1/07	Never
Player recorded three sacks:	Deadrin Senat (3), vs. Texas Tech, 12/23/17	Stephen Tulloch (3), vs. NC State, 12/31/05
Player recorded 15 or more tackles:	DeDe Lattimore (18), at Rutgers, 12/7/13	D. Spencer (15), at UCF, 11/26/15
Player returned an interception for a touchdown:	Auggie Sanchez (65), vs. Cincinnati, 10/14/17	Austin McDaniel (46), at Tulsa, 10/18/14
Player returned a fumble for a touchdown:	Vincent Davis (12), at UMass, 10/6/18	Jacob Martin (44), vs. Temple, 9/21/17
Player recorded 4.0 tackles for loss or more:	Deadrin Senat (4.0), vs. Houston, 10/28/17	Juwuan Johnson (4.0), vs. Northern Illinois, 9/10/16
	<b>PUNTING</b>	
Player recorded four 50-yard punts:	Brandon Baker (4), at S.C., 9/18/04	Dane Roy (4), vs. Houston, 10/28/17
Player recorded a 60-yard punt:	Trent Schneider (62), at Houston, 10/27/18	Blake Hayes (62), at Illinois, 9/15/18
Player recorded two 60-yard punts:	Trent Schneider (72 & 67), vs. ECU, 9/22/18	NEVER
	<b>SCORING</b>	
Player scored at least four touchdowns:	Marlon Mack (4), vs. Western Carolina, 8/30/14	Will Worth (4), vs. Navy, 10/28/16
Player scored at least three touchdowns:	Johnny Ford (3), vs. UConn, 10/20/18	T. Oliver (3), vs. Georgia Tech, 9/8/17
Player caught at least two touchdown passes:	Darnell Salomon (2), at Illinois, 9/15/18	Marquez Stevenson (2), at Houston, 10/27/18
Player rushed for at least three touchdowns:	Johnny Ford (3), vs. UConn, 10/20/18	T. Oliver (3), vs. Georgia Tech, 9/8/18
Player kicked (made) four+ field goals:	Emilio Nadelman (4), vs. Cincinnati, 10/14/17	Chase McLaughlin (4), at Illinois, 9/15/18
Player kicked (made) three field goals:	Coby Weiss (3), at UMass, 10/6/18	Aaron Boumerhi, at Temple, 10/21/16
Player returned a kickoff for a touchdown:	Terrence Home (98, 97), vs. Georgia Tech, 9/8/18	Mike Hughes (95), at UCF, 11/24/17
Player returned a punt for a touchdown:	D'Ernest Johnson (83), at Syracuse, 9/17/16	Trent Guy (60), vs. Louisville, 11/21/09
Player returned an interception for a touchdown:	Auggie Sanchez (43), at ECU 9/30/17	Austin McDaniel (46), at Tulsa, 10/18/14
Player returned a fumble for a touchdown:	Vincent Davis (12), at UMass, 10/6/18	Jacob Martin (44), vs. Temple, 9/21/17
Player returned a fumble in the end zone for a touchdown:	Jake Sims, vs. Rutgers, 11/3/10	Jimmy Gaines, vs. Miami, 9/28/13
Player returned (or recovered) a blocked punt for a touchdown:	Andre Davis (11), vs. Florida A&M, 9/17/11	A. Contressa, vs. Stony Brook, 9/2/17
Player returned a blocked field goal attempt for a touchdown:	Nate Godwin (75), vs. Cincinnati, 10/5/13	Rod Davis (61), vs. Southern Miss, 10/25/03
Player scored on a two-point conversion attempt:	Randall St. Felix from Blake Barnett, at Illinois, 9/15/18	Mike Dudek, pass from Jeff George Jr., Illinois, 9/15/17
Player kicked a game-winning field goal	Coby Weiss at Tulsa, 10/12/18 (22 yards with :02 remaining)	

# THE LAST TIME - TEAM

	USF	OPPONENT
	<b>RUSHING</b>	
Team had 400-499 yards:	432, vs. Tulane, 11/3/18	426, vs. Tulane, 11/3/18
Team had 300-399 yards:	346, vs. UConn, 10/20/18	322, vs. UConn, 10/20/18
Team had 200-299 yards:	269, at Tulsa, 10/12/18	253, at Tulsa, 10/12/18
Had 51-100 yards:	62, at Navy, 10/31/15	85, at UMass, 10/6/18
Had less than 50 yards:	5, vs. UCF, 11/28/14	-4, Temple, 9/21/17
Team had 70 or more attempts:	81, at Houston, 10/27/18	89, at Houston, 10/27/18
Team had 60 or more attempts:	63, Temple, 9/21/17	69, at Navy, 10/31/15
Team had 50-59 attempts:	55, at Tulane, 10/28/17	52, vs. Tulane, 11/3/18
Team had fewer than 25 attempts:	24, at Navy, 10/31/15	15, Illinois, 9/15/17
Team had five or more rushing touchdowns:	5, at UMass 10/6/18	5, vs. Tulane, 11/3/18
Team had at least three rushing touchdowns:	3, at Houston, 10/27/18	3, at Houston, 10/27/18
Team had 0 rushing touchdowns:	at East Carolina, 11/7/15	Temple, 9/21/17
	<b>PASSING</b>	
Had 500+ yards passing:	503, at UCF, 11/24/17	
Had 400-499 yards passing:	411, at Illinois, 9/15/18	419, at Houston, 10/27/18
Had 300-399 yards passing:	322, vs. Tulane, 11/3/18	373, at UCF, 11/24/17
Had less than 100 yards passing:	96, Temple, 9/21/17	61, vs. Tulane, 11/3/18
Team had less than 50 yards passing:	Never, (record-low 60 vs. James Madison, 9/16/00)	42, Elon, 9/1/18
Had 50 or more attempts:	50, vs. Ball State, 9/10/11	52, at UMass 10/6/18
Had 40-49 attempts:	49, vs. Tulane, 11/3/18	41, at Houston, 10/27/18
Had less than 20 attempts:	15, at SMU, 11/19/16	11, vs. Tulane, 11/3/18
Had less than 10 attempts:	Never (record-low 10 vs. Louisville, 9/24/05)	9, at Navy, 10/31/15
Had 30 or more completions:	31, vs. Cincinnati, 10/22/11	33, at UMass 10/6/18
Had less than 10 completions:	8, Temple, 9/21/17	6, at Tulsa, 10/12/18
Team had less than five completions:	3, at Louisville, 10/22/04	4, vs. Tulane, 11/3/18
Had five touchdown passes:	vs. Cincinnati, 11/20/15	at Houston, 10/27/18
Had four touchdown passes:	vs. Texas Tech 12/23/17	at UCF, 11/24/17
Had zero touchdown passes:	vs. Tulane, 11/3/18	vs. Tulane, 11/3/18
Had five passes intercepted:	vs. UAB, 11/22/03	at Syracuse, 10/3/09
Had four passes intercepted:	vs. Memphis, 11/16/13	Temple, 9/21/17
Had three passes intercepted:	vs. Pittsburgh, 12/1/12	Illinois, 9/15/17
Did not throw an interception:	vs. ECU 9/22/18	vs. Tulane, 11/3/18
	<b>TOTAL OFFENSE</b>	
Had 700 or more yards:	745, vs. Florida A&M, 9/17/11	Never
Had 600 or more yards:	611, vs. UConn, 10/20/18	684, at Houston, 10/27/18
Had 500 or more yards:	574, at UMass 10/6/18	549, vs. Texas Tech 12/23/17
Had 200 yards or less:	200, vs. UCF, 11/28/14	182, Florida A&M, 9/5/15
Had 100 yards or less:	Never	85, vs. Temple 9/21/17
Ran 100 or more plays:	101, at San Jose State, 8/26/17	
Ran 90 or more plays:	94, vs. Texas Tech 12/23/17	96, vs. ECU, 9/22/18
Ran 85 or more plays:	87, at Tulsa, 10/12/18	89, at Houston, 10/27/18
Ran 55 or fewer plays:	52, vs. ECU, 9/22/18	55, Illinois, 9/15/17
	<b>SCORING</b>	
Scored 80 or more points:	80, vs. Kentucky Wesleyan, 9/6/97	Never
Scored 70-79 points:	70, vs. Florida A&M, 9/17/11	Never
Scored 60-69 points:	61, at ECU 9/30/17 (Road game Record)	Never
Scored 50-59 points:	58, at UMass, 10/6/18	57, at Houston, 10/27/18
Scored 40-49 points:	49, vs. Georgia Tech, 9/8/18	41, vs. Tulane, 11/3/18
Scored less than 10 points:	0, vs. UCF, 11/28/14	3, Cincinnati, 10/14/17
Failed to score points:	0, vs. UCF, 11/28/14	0, Charleston Southern, 9/19/09
Won by 45 points or more:	48, vs. Florida A&M, 9/5/15	Never
Won by 30-44 points:	30, Cincinnati, 10/14/17	32, vs. NC State, 9/13/14
Won by 20-29 points:	20, vs. Elon, 9/1/18	26, vs. Tulane, 11/3/18
Scored on the first drive of the game:	FG, vs. Tulane 11/3/18	TD, at Houston 10/27/18
Scoring drive of 15 or more plays:	15 (TD), at Houston, 10/27/18	15 (TD), at UMass, 10/6/18
Recorded a safety:	at Houston, 10/27/18	at Temple, 10/21/16
Scored on a blocked field goal attempt:	Nate Godwin (75), vs. Cincinnati, 10/5/13	A. Contressa, Stony Brook, 9/2/17
Scored on a blocked PAT attempt:		Nate Hobbs, Illinois, 9/15/17
Scored a 2-point conversion	at Illinois (Barnett to St. Felix pass), 9/15/18	Illinois, 9/15/17

# THE LAST TIME - TEAM

	USF	OPPONENT
	TURNOVERS	
Team lost five or more turnovers:	vs. Memphis, 11/16/13	(5) at UMass, 10/6/18
Team lost four turnovers:	vs. UConn, 10/15/16	(6) vs. Temple, 9/21/17
Team lost three fumbles:	at Syracuse, 10/3/09	vs. S.C. (Birmingham Bowl), 12/29/16
Threw four or more interceptions:	4, vs. Memphis, 11/16/13	(4) vs. Temple, 9/21/17
Team did not commit a turnover:	vs. Elon, 9/1/18	at Tulsa, 10/12/18
Team recovered an on-side kick:	at Pittsburgh, 9/8/01	vs. UCF, 11/26/16
Lost a game and did not commit a turnover:	vs. Houston, 10/28/17	vs. Tulsa, 11/16/17
	DEFENSE	
Team recorded seven sacks:	vs. UConn, 10/15/11	at Rutgers, 11/12/09
Team recorded six sacks:	vs. Chattanooga, 9/1/12	vs. ECU, 9/22/18
Team recorded five sacks:	at UMass, 10/6/18	vs. Tulane, 11/3/18
Team recorded 10 or more tackles for loss	11.0, at Tulsa, 10/12/18	12.0, vs. Houston, 10/28/17
Team recorded five or more pass break-ups:	8, vs. ECU, 9/22/18	7, at Houston, 10/27/18
	SPECIAL TEAMS	
Returned a punt for a touchdown:	at Syracuse, 9/17/16	vs. Louisville, 11/21/09
Returned a blocked punt for a touchdown:	vs. Florida A&M, 9/17/11	vs. Stony Brook, 9/2/17
Returned a kickoff for a touchdown:	(2) vs. Georgia Tech, 9/8/18	vs. West Virginia, 12/1/11
Blocked a punt:	vs. Florida State, 9/29/12	vs. Tulsa, 11/16/17
Punted 10 or more times:	12, at San Jose State, 8/26/17	10, Temple, 9/21/17
Did not record a punt:	vs. Charleston Southern, 9/19/09	at Pittsburgh, 10/24/09
Blocked a field goal:	vs. Tulane, 11/3/18	at Tulane, 10/21/17
Blocked a PAT:	vs. UConn, 10/20/18	vs. Tulane, 11/3/18
Team recovered an on-side kick:	at Pittsburgh, 9/8/01	vs. UCF, 11/26/16
Made five or more field goals:	5, vs. Temple, 9/21/17	Never
Made four or more field goals:	4, vs. Cincinnati, 10/14/17	4, at Illinois, 9/15/18
	MISCELLANEOUS	
Had 30 or more first downs:	31, at Illinois, 9/15/18	35, at Houston, 10/27/18
Had 10 or fewer first downs:	9, vs. ECU, 9/22/18	6, Temple, 9/21/17
Had 15 or more penalties:	16, Illinois, 9/15/17	15, Illinois, 9/15/17
Had no penalties:	Never	Never
Had 100 or more penalty yards:	100, at UMass, 9/15/18	107, vs. Texas Tech, 12/23/17
Had less than 25 penalty yards:	21, at Cincinnati, 10/1/16	10, vs. ECU, 9/22/18
Had 35 minutes or more of possession time:	38:17, Illinois, 9/15/17	38:10, vs. ECU, 9/22/18





## SCORING BY QUARTERS

	1	2	3	4	OT	F
ELON	0	0	7	7	-	14
USF	7	17	7	3	-	34

Attendance: 31,217 Time: 3:00

### First Quarter

USF - St. Felix 40-yd pass from Barnett (Vivonetto kick), 8:33  
Drive: 5 plays, 70 yards (1:15)  
(USF 7, Elon 0)

### Second Quarter

USF - Vivonetto 33-yd field goal  
Drive: 8 plays, 68 yards (1:53)  
(USF 10, Elon 0)

USF - McCants 16-yd pass from Barnett (Vivonetto kick), 10:25  
Drive: 2 plays, 25 yards (0:24)  
(USF 17, Elon 0)

USF - Wilcox 14-yd pass from Barnett (Vivonetto kick), 5:35  
Drive: 8 plays, 80 yards (2:39)  
(USF 24, Elon 0)

### Third Quarter

USF - Barnett 2-yd run (Vivonetto kick), 8:47  
Drive: 16 plays, 86 yards (6:13)  
(USF 31, Elon 0)

ELON - Green 12-yd run (Davis kick), 1:07  
Drive: 5 plays, 60 yards (2:29)  
(USF 31, Elon 7)

### Fourth Quarter

ELON - Cyphers 2-yd run (Davis kick), 13:12  
Drive: 6 plays, 51 yards (2:03)  
(USF 31, Elon 14)

USF - Vivonetto 41-yd field goal (5:57)  
Drive: 9 plays, 42 yards (2:47)  
(USF 34, Elon 14)

Team Statistics	ELON	USF
First Downs	16	27
Rushes-Yards	49-192	38-148
Passing Yards	42	367
Comp-Att-Int	6-12-2	29-46-0
Total Yards	234	515
Punts-Avg.	7-45.6	4-36.8
Punt Returns	1-1	3-37
Kickoff Returns	5-103	3-44
Interception Returns	0-0	2-21
Penalties-Yards	6-40	7-55
Fumbles-Lost	1-0	0-0
Sacks By	2-9	3-17
3rd Down Conversions	4-13	11-19
4th Down Conversions	0-0	2-2
Time of Possession	33:12	26:48

# GAME 1: USF 34, ELON 14

RAYMOND JAMES STADIUM • TAMPA, FLA.

SEPT. 1, 2018 • 6 P.M. • ESPN3

USF 1-0 • ELON 0-1

**TAMPA** - Blake Barnett turned in the top scoring debut by a USF quarterback, throwing for three touchdowns and 305 yards and finding the end zone once with his feet in the Bulls' 34-14 win over Elon in Saturday's season opener.

Barnett threw all three of his TD passes in the first half, finishing 24 of 34 through the air in less than three quarters of action in front of a crowd of 31,217 at Raymond James Stadium. USF posted 515 yards of offense, its third straight game with 500-plus yards and the seventh game accomplishing the feat in the past 13 outings under coordinator Sterlin Gilbert. Barnett started the second half with a 2-yard touchdown run on fourth-and-goal to post his fourth score, a new USF record for a QB in his debut, as the Bulls rolled to a 31-0 advantage.

Defensively, Tampa's own Vincent Jackson and Mike Hampton intercepted passes while the Bulls racked up 12 tackles for loss and limited Elon to 42 passing yards. Seniors Jaymon Thomas and Khalid McGee (Miami) both set new career highs with 11 tackles apiece. Redshirt freshman safety Bentlee Sanders (Tampa) started and finished with 10 tackles.

### KEY NOTES

- USF improved to 17-5 all-time in season openers and won its fifth straight season opener. The Bulls are now 15-1 in season openers played at home.
- USF added to its most successful run in program history (30-9 since 2015). The Bulls are 29-6 in the past 35 games.

### Quotable:

"It's good for his confidence and good for the whole team. Tonight is just a start."

**- Head coach Charlie Strong on the performance of Blake Barnett and the Bulls**

ELON

Rushing	Att	Yds	TD	Lg		
J. Thomas	9	87	0	25		
M. Summers	15	62	0	22		
B. Cyphers	9	33	1	12		
D. McNair	7	13	0	4		
J. Greene	4	7	1	12		
D. Cheek	5	-10	0	4		
Passing	Att	Cmp	Yds	TD	Int	Lg
D. Cheek	11	5	45	0	2	14
J. Greene	1	1	-3	0	0	0
Receiving	No	Yds	TD	Lg		
K. Weeks	2	24	0	14		
M. Foster	1	7	0	7		
C. Taylor	1	7	0	7		
C. Joyner	1	7	0	7		
B. Daughtry	1	-3	0	0		
Punting	No	Yds	Avg	Lg		
H. Stephenson	7	319	45.6	56		
Punt Returns	No	Yds	Lg			
K. Weeks	1	1	1			
Kickoff Returns	No	Yds	Lg			
D. Everett	1	17	17			
S. Wingard	1	28	28			
T. Campbell	3	58	30			

### Defensive Leaders

**Total Tackles:** 9 - W. Messer.

**Tackles for Loss:** 2.0 - J. Malone.

**Sacks:** 1.0 - R. Whitehead, E. Borders.

**Interceptions:** None.

**PAT Blocks:** None.

USF						
Rushing	Att	Yds	TD	Lg		
Johnny Ford	8	43	0	8		
Elijah Mack	10	33	0	10		
Blake Barnett	8	31	1	18		
Trevon Sands	5	22	0	14		
Chris Oladokun	3	13	0	14		
Dave Small	2	4	0	5		
Jernard Phillips	1	2	0	2		
Brett Kean	1	0	0	0		
Passing	Att	Cmp	Yds	TD	Int	Lg
Blake Barnett	34	24	305	3	0	52
Brett Kean	7	3	37	0	0	15
Chris Oladokun	5	2	25	0	0	21
Receiving	No	Yds	TD	Lg		
Randall St. Felix	7	143	1	52		
Tyre McCants	6	26	1	16		
Mitchell Wilcox	4	45	1	14		
Darnell Salomon	3	77	0	50		
Stanley Clerveaux	3	19	0	7		
Jernard Phillips	2	28	0	15		
Ryeshene Bronson	2	16	0	8		
Zion Roland	1	9	0	9		
Terrence Horne	1	4	0	4		
Punting	No	Yds	Avg	Lg		
Trent Schneider	4	147	36.8	49		
Punt Returns	No	Yds	Lg			
Tyre McCants	2	26	19			
Johnny Ford	1	11	11			
Kickoff Returns	No	Yds	Lg			
Johnny Ford	1	15	15			
Terrence Horne	1	18	18			
Deangelo Antoine	1	11	11			

### Defensive Leaders

**Total Tackles:** 11 - Jaymon Thomas, Khalid McGee.

**Tackles for Loss:** 2.5 - Kirk Livingstone

**Sacks:** 1.0 - Kirk Livingstone, Nico Sawtelle, Rashawn Yates.

**Interceptions:** 1 - Mike Hampton, Vincent Jackson.

**PAT Blocks:** None.



## SCORING BY QUARTERS

	1	2	3	4	OT	F
GA. TECH	17	0	14	7	-	38
USF	14	7	7	21	-	49

Attendance: 34,182 Time: 3:24

## First Quarter

TECH - King 35-yd field goal, 7:35  
Drive: 9 plays, 40 yards (6:32)  
(GA. TECH 3, USF 0)

USF - Horne 98-yd kickoff return (Weiss kick), 7:23  
(USF 7, GA. TECH 3)

TECH - Marshall 45-yd run (King kick), 4:52  
Drive: 5 plays, 75 yards (2:31)  
(GA. TECH 10, USF 7)

USF - Horne 97-yd kickoff return (Weiss kick), 4:38  
(USF 14, GA. TECH 10)

TECH - Lynch 81-yd pass from Marshall (King kick), 4:21  
Drive: 1 play, 81 yards (0:17)  
(GA. TECH 17, USF 14)

## Second Quarter

USF - Salomon 18-yd pass from Barnett (Weiss kick), 10:10  
Drive: 11 plays, 69 yards (4:10)  
(USF 21, GA. TECH 17)

## Third Quarter

TECH - Oliver 5-yd run (King kick), 11:24  
Drive: 7 plays, 69 yards (3:36)  
(GA. TECH 24, USF 21)

USF - Bell 14-yd run (Weiss kick), 8:53  
Drive: 7 plays, 74 yards (2:31)  
(USF 28, GA. TECH 24)

TECH - Oliver 1-yd run (King kick), 4:22  
Drive: 9 plays, 75 yards (4:31)  
(GA. TECH 31, USF 28)

## Fourth Quarter

TECH - Oliver 1-yd run (King kick), 14:15  
Drive: 7 plays, 74 yards (3:12)  
(GA. TECH 38, USF 28)

USF - Horne 3-yd pass from Barnett (Weiss kick), 12:11  
Drive: 8 plays, 76 yards (2:04)  
(GA. TECH 38, USF 35)

USF - Barnett 19-yd run (Weiss kick), 5:08  
Drive: 10 plays, 88 yards (2:39)  
(USF 42, GA. TECH 38)

USF - Barnett 5-yd run (Weiss kick), 2:13  
Drive: 5 plays, 18 yards (1:34)  
(USF 49, GA. TECH 38)

Team Statistics	TECH	USF
First Downs	27	29
Rushes-Yards	57-419	43-219
Passing Yards	183	207
Comp-Att-Int	9-18-2	21-31-1
Total Yards	602	426
Punts-Avg.	2-36.0	3-38.7
Punt Returns	1-11-0	1-0-0
Kickoff Returns	6-134-0	6-266-2
Interception Returns	1-0-0	2-24-0
Penalties-Yards	8-80	5-36
Fumbles-Lost	1-1	0-0
Sacks By	2-10	2-10
3rd Down Conversions	3-12	6-11
4th Down Conversions	2-3	1-2
Time of Possession	35:32	24:28

## GAME 2: USF 49, GEORGIA TECH 38

RAYMOND JAMES STADIUM • TAMPA, FLA.

SEPT. 8, 2018 • NOON • ABC/ESPN2

USF 2-1 • GEORGIA TECH 1-1

TAMPA - USF used a 21-point outburst to rally back from a 10-point deficit in the fourth quarter and post a 49-38 victory over ACC foe Georgia Tech Saturday before a nationally televised crowd of 34,182 at Raymond James Stadium.

Blake Barnett led the comeback with two fourth-quarter rushing touchdowns and used his feet to produce the go-ahead score from 19 yards out with 5:08 to play. Barnett helped seal the victory with a 5-yard touchdown run with just over two minutes remaining and his second straight four-score game included a pair of touchdown passes.

USF (2-0) secured its fourth straight victory over a Power Five conference foe after freshman Terrence Horne Jr. tied an NCAA game record and set new USF and American Athletic Conference marks with two kickoff returns for touchdowns on consecutive returns of 98 and 97 yards. Horne set a new USF game record with 264 kickoff return yards. He added his third touchdown of the day when his 3-yard touchdown reception ignited the Bulls' rally early in the fourth quarter.

Linebacker Nico Sawtelle also played a pivotal role in the comeback, recovering a fumble at the USF 12 with the Bulls trailing, 38-35, and intercepting a pass late in the game to protect a 42-38 lead.

## KEY NOTES

- Horne tied an NCAA record and set USF and American Conference marks with two touchdown returns on kickoffs (98 and 97 yards). His 264 yards on kickoff returns set a new USF and conference records.
- Barnett accounted for 4 TD on the day, passing for 207 yards and 2 TD and running for 86 yards and 2 TD.
- Tyre McCants posted the third 100-yard receiving game of his career, grabbing a career-best 10 catches for 104 yards.
- The Bulls collected three turnovers, getting interceptions from Ronnie Hoggins and Nico Sawtelle and a fumble recovery from Sawtelle.

## QUOTABLE:

"This is a special team. For us to come together and play as well as we played against a really good football team, and a very unique football team — that's what is special about this game today."

## GEORGIA TECH

Rushing	Att	Yds	TD	Lg
T. Marshall	13	113	1	45
T. Oliver	18	97	3	15
J. Mason	13	95	0	46
Q. Searcy	3	52	0	28
K. Benson	5	41	0	16
N. Cottrell	4	20	0	8
J. Howard	1	1	0	1

Passing	Att	Cmp	Yds	TD	Int	Lg
T. Marshall	18	9	183	1	2	81

Receiving	No	Yds	TD	Lg
C. Lynch	3	111	1	81
Q. Searcy	2	39	0	21
M. Carter	1	13	0	13
J. Camp	1	8	0	8
B. Stewart	1	6	0	6
N. Cottrell	1	6	0	6

Punting	No	Yds	Avg	Lg
P. Harvin III	2	72	36.0	62

Punt Returns	No	Yds	Lg
B. Stewart	1	11	11

Kickoff Returns	No	Yds	Lg
J. Thomas	6	134	38

## Defensive Leaders

Total Tackles: 7 - A. Kerr, M. Rivera

Tackles for Loss: 3.0 - Cerge-Henderson

Sacks: 2.0 - Cerge-Henderson

Interceptions: 1 - T. Carpenter

PAT Blocks - None

## USF

Rushing	Att	Yds	TD	Lg
Blake Barnett	15	86	2	22
Duran Bell Jr.	12	69	1	16
Jordan Cronkrite	9	39	0	14
Trevon Sands	4	11	0	4
Terrence Horne Jr.	2	8	0	7
Tyre McCants	1	6	0	6

Passing	Att	Cmp	Yds	TD	Int	Lg
Blake Barnett	31	21	202	2	1	24

Receiving	No	Yds	TD	Lg
Tyre McCants	10	104	0	24
Darnell Salomon	3	37	1	18
Randall St. Felix	3	23	0	13
Mitchell Wilcox	2	28	0	15
Terrence Horne Jr.	2	11	1	8
Jordan Cronkrite	1	4	0	4

Punting	No	Yds	Avg	Lg
Trent Schneider	3	116	38.7	44

Punt Returns	No	Yds	Lg
Tyre McCants	1	0	0

Kickoff Returns	No	Yds	Lg
Terrence Horne	5	264	98
Darrien Grant	1	2	2

## Defensive Leaders

Total Tackles: 10 - Ronnie Hoggins

Tackles for Loss: 1.5 - Josh Black, Kevin Bronson

Sacks: 1.0 - Kevin Kegler, Josh Black

Interceptions: 1 - Ronnie Hoggins, Nico Sawtelle

PAT Blocks - None



## SCORING BY QUARTERS

	1	2	3	4	OT	F
USF	7	0	0	18	-	25
ILLINOIS	10	6	3	0	-	19

Attendance: 21,725 Time: 3:28

### First Quarter

**ILLINOIS** - Epstein 43-yd run (McLaughlin kick), 10:54  
Drive: 3 plays, 80 yards (0:54)  
(Illinois 7, USF 0)

**USF** - Cronkrite 3-yd run (Weiss kick), 7:52  
Drive: 11 plays, 75 yards (3:02)  
(USF 7, Illinois 7)

**ILLINOIS** - McLaughlin 26-yd field goal, 3:35  
Drive: 9 plays, 57 yards (4:17)  
(Illinois 10, USF 7)

### Second Quarter

**ILLINOIS** - McLaughlin 46-yd field goal, 11:48  
Drive: 8 plays, 32 yards (2:43)  
(Illinois 13, USF 7)

**ILLINOIS** - McLaughlin 53-yd field goal, 0:00  
Drive: 2 plays, 11 yards (0:07)  
(Illinois 16, USF 7)

### Third Quarter

**ILLINOIS** - McLaughlin 41-yd field goal, 2:56  
Drive: 10 plays, 53 yards (4:43)  
(Illinois 19, USF 7)

### Fourth Quarter

**USF** - Salomon 14-yd pass from Barnett (Weiss kick), 14:53  
Drive: 11 plays, 75 yards (3:03)  
(Illinois 19, USF 14)

**USF** - Weiss 26-yd field goal, 7:47  
Drive: 6 plays, 71 yards (2:08)  
(Illinois 19, USF 17)

**USF** - Salomon 50-yd pass from Barnett (St. Felix pass from Barnett), 2:24  
Drive: 6 plays, 85 yards (1:17)  
(USF 25, Illinois 19)

Team Statistics	USF	ILL.
First Downs	31	21
Rushes-Yards	44-215	48-212
Passing Yards	411	168
Comp-Att-Int	23-40-2	20-31-0
Total Yards	626	380
Punts-Avg.	5-36.2	7-46.0
Punt Returns	3-12-0	0-0-0
Kickoff Returns	0-0-0	1-23-0
Interception Returns	0-0-0	2-34-0
Penalties-Yards	14-124	6-65
Fumbles-Lost	1-0	2-1
Sacks By	5-34	1-7
3rd Down Conversions	4-13	5-18
4th Down Conversions	1-1	1-1
Time of Possession	27:20	32:40

# GAME 3: USF 25, ILLINOIS 19

SOLDIER FIELD • CHICAGO

SEPT. 15, 2018 • 3:30 P.M. • BIG TEN NETWORK

USF 3-0 • ILLINOIS 2-1

**CHICAGO** — USF erased a 12-point fourth quarter deficit with 18 unanswered points and extended its winning streak against Power Five foes to five straight with a 25-19 victory over Illinois at Soldier Field.

Darnell Salomon completed the comeback with a 50-yard touchdown catch on a pass from Blake Barnett with 2:24 remaining after starting the fourth quarter with a 14-yard touchdown reception. USF's defense came up huge with three sacks on the final drive of the game and didn't allow a touchdown for the final 55 minutes.

Barnett threw both his touchdown passes to Salomon in the fourth quarter, completing 23 of 40 attempts for 411 yards, good for the second-best performance in the USF single-game record book. Salomon finished with five catches for 95 yards as the Bulls came from behind in the fourth quarter for the second straight week.

## KEY NOTES

- Mitchell Wilcox set a new USF game record for a tight end with eight catches for 109 yards, both career highs.
- Jordan Cronkrite rushed for a career-high 136 yards and a touchdown on 22 carries to help the Bulls register their fourth 600-plus yard outing under offensive coordinator Sterlin Gilbert.
- Three receivers eclipsed 95 yards and two posted 100-yard days. Randall St. Felix had his second 100-yard game of the year with six catches for 120.
- Khalid McGee led USF with a career-best 14 tackles while Nico Sawtelle added 13 and a team best 2.0 TFL and a sack.
- USF posted 626 yards, out-gaining Illinois (380) by 246 yards and posting 10 more first downs (31-21). However, the Bulls committed 14 penalties for 124 yards and lost the turnover battle, 2-1.

## Quotable:

"We're a better football team than what we showed today, but we come out with a win. At the end of the day, you want to make sure you win the game."

- Head coach Charlie Strong

USF						
Rushing	Att	Yds	TD	Lg		
Jordan Cronkrite	22	136	1	24		
Tyre McCants	4	28	0	13		
Blake Barnett	10	17	0	9		
Elijah Mack	4	16	0	5		
Dave Small	2	12	0	7		
Terrence Horne Jr.	1	4	0	4		
Trevon Sands	1	2	0	2		
Passing	Att	Cmp	Yds	TD	Int	Lg
Blake Barnett	40	23	411	2	2	55
Receiving	No	Yds	TD	Lg		
Mitchell Wilcox	8	109	0	20		
Randall St. Felix	6	120	0	55		
Darnell Salomon	5	95	2	50		
Tyre McCants	3	77	0	34		
Stanley Clerveaux	1	10	0	10		
Punting	No	Yds	Avg	Lg		
Jake Stone	3	112	37.3	41		
Trent Schneider	2	69	34.5	38		
Punt Returns	No	Yds	Lg			
Tyre McCants	3	12	18			
Kickoff Returns	No	Yds	Lg			
None						
Defensive Leaders						
Total Tackles: 14 - Khalid McGee						
Tackles for Loss: 2.0 - Nico Sawtelle						
Sacks: 1.5 - Kevin Kegler						
Interceptions: None						
PAT Blocks - None						

ILLINOIS						
Rushing	Att	Yds	TD	Lg		
Mike Epstein	19	113	1	43		
Reggie Corbin	12	98	0	32		
RaVon Bonner	4	19	0	7		
Dominic Stampley	1	7	0	7		
M.J. Rivers	11	-12	0	10		
Team	1	-13	0	0		
Passing	Att	Cmp	Yds	TD	Int	Lg
M.J. Rivers	29	20	168	0	0	32
Team	2	0	0	0	0	0
Receiving	No	Yds	TD	Lg		
Mike Epstein	5	56	0	32		
Ricky Smalling	4	40	0	20		
Daniel Barker	4	30	0	11		
Reggie Corbin	3	7	0	14		
Trenard Davis	2	19	0	10		
Sam Mays	1	13	0	13		
Carlos Sandy	1	3	0	3		
Punting	No	Yds	Avg	Lg		
Blake Hayes	7	322	46.0	62		
Punt Returns	No	Yds	Lg			
None						
Kickoff Returns	No	Yds	Lg			
Carlos Sandy	1	23	23			
Defensive Leaders						
Total Tackles: 8 - Jake Hansen, DelShawn Phillips						
Tackles for Loss: 1.0 - Tony Adams, Jamal Woods, Dele Harding, Tymir Oliver						
Sacks: 1.0 - Dele Harding						
Interceptions: 1 - DelShawn Phillips, Jartavius Martin						
PAT Blocks - None						





## SCORING BY QUARTERS

	1	2	3	4	OT	F
ECU	7	3	3	0	-	13
USF	6	7	0	7	-	20

Attendance: 34,562 Time: 3:00

## First Quarter

ECU - Ahlers 2-yd run (Verity kick), 11:08  
Drive: 9 plays, 82 yards (3:52)  
(ECU 7, USF 0)

USF - Barnett 2-yd run (Weiss kick blocked), 3:33

Drive: 9 plays, 68 yards (3:34)  
(ECU 7, USF 6)

## Second Quarter

USF - Salomon 66-yd pass from Barnett (Weiss kick), 13:46  
Drive: 3 plays, 81 yards (1:03)  
(USF 13, ECU 7)

## Third Quarter

ECU - Verity 24-yd field goal, 9:58  
Drive: 9 plays, 33 yards (4:47)  
(USF 13, ECU 13)

## Fourth Quarter

USF - Cronkrite 80-yd run (Weiss kick), 10:13  
Drive: 3 plays, 95 yards (1:01)  
(USF 20, ECU 13)

Team Statistics	ECU	USF
First Downs	24	9
Rushes-Yards	46-156	32-115
Passing Yards	256	181
Comp-Att-Int	22-50-1	12-20-0
Total Yards	412	296
Punts-Avg.	8-30.5	9-49.2
Punt Returns	3-22-0	0-0-0
Kickoff Returns	4-72-0	1-20-0
Interception Returns	0-0-0	1-0-0
Penalties-Yards	2-10	3-33
Fumbles-Lost	0-0	1-1
Sacks By	6-31	1-6
3rd Down Conversions	10-24	3-13
4th Down Conversions	2-4	0-0
Time of Possession	38:10	21:50

## GAME 4: USF 20, EAST CAROLINA 13

RAYMOND JAMES STADIUM • TAMPA, FLA.

SEPT. 22, 2018 • 8 P.M. • ESPNNEWS

USF 4-0, 1-0 • EAST CAROLINA 1-2, 0-1

**TAMPA** - USF became the fastest Florida FBS team to reach 150 program wins, doing so in 255 games to best Florida by three games, with a 20-13 victory over East Carolina in the Bulls' American Athletic Conference opener at Raymond James Stadium.

USF (4-0, 1-0) saw ECU, which had the previous week off due to hurricane Florence, take a 7-0 lead on its first drive. USF led 13-10 at halftime, but needed junior Jordan Cronkrite to break a 13-13 tie with a career long 80-yard touchdown run with 10:13 remaining. Cronkrite posted his second straight 100-yard rushing game with 129 yards on 15 carries (8.6 ypc).

Redshirt freshman safety Nick Roberts sealed the victory by intercepting his first career pass at the ECU 44-yard line with two minutes remaining. USF's defense pitched a shutout in the fourth quarter for the second straight game. The Bulls offense was held to 296 yards, the lowest total under offensive coordinator Sterlin Gilbert. USF gave up just three points and 196 yards in the second half.

## KEY NOTES

- USF scored at least 20 points in 34 straight games, the longest streak in the nation.
- Blake Barnett posted his team-leading fourth rushing touchdown of the season (fourth of his career) in the first quarter. Barnett completed 12 of 20 passes for 181 yards and completed his fifth 50-plus yard pass of the season.
- USF opened a season 4-0 for the second straight season and the seventh time in program history.
- USF won its fourth straight conference opener and improved to 5-1 in AAC openers and 10-6 in conference openers overall.

## QUOTABLE:

"I was just trying to give my team a lift. I really had the easy job. All I did was run straight. The offensive line did a great job making a seam for me."

- Jordan Cronkrite on his game-winning 80-yard touchdown run in the fourth quarter.

EAST CAROLINA						
Rushing	Att	Yds	TD	Lg		
Holton Ahlers	12	48	1	15		
Hussein Howe	7	40	0	20		
Anthony Scott	11	39	0	13		
Darius Pinnix	12	30	0	6		
Reid Herring	2	1	0	5		
D. Farrier	1	0	0	0		
Trevon Brown	1	-2	0	0		
Passing	Att	Cmp	Yds	TD	Int	Lg
Reid Herring	48	21	253	0	1	47
Holton Ahlers	2	1	3	0	0	3
Receiving	No	Yds	TD	Lg		
Trevon Brown	6	99	0	47		
Blake Proehl	5	50	0	20		
D. Farrier	4	33	0	13		
Terrell Green	3	27	0	13		
Anthony Watley	2	13	0	10		
Leroy Henley	1	31	0	31		
Anthony Scott	1	3	0	3		
Punting	No	Yds	Avg	Lg		
Jonn Young	8	244	30.5	46		
Punt Returns	No	Yds	Lg			
Trevon Brown	3	22	13			
Kickoff Returns	No	Yds	Lg			
Anthony Scott	4	72	30			
Defensive Leaders						
Total Tackles: 5 - D. Robinson, D. Sutton, A. Turner						
Tackles for Loss: 1.5 - A. Turner						
Sacks: 1.5 - A. Turner						
Interceptions: None						
PAT Blocks: 1 - A. Turner						

USF						
Rushing	Att	Yds	TD	Lg		
Jordan Cronkrite	15	129	1	80		
Johnny Ford	5	13	0	6		
Team	3	-8	0	0		
Blake Barnett	9	-19	1	8		
Passing	Att	Cmp	Yds	TD	Int	Lg
Blake Barnett	20	12	181	1	0	66
Receiving	No	Yds	TD	Lg		
Jordan Cronkrite	3	13	0	9		
Tyre McCants	3	12	0	7		
Darnell Salomon	2	79	1	66		
Deangelo Antoine	2	28	0	13		
Johnny Ford	1	39	0	39		
Randall St. Felix	1	10	0	10		
Punting	No	Yds	Avg	Lg		
Trent Schneider	9	443	49.2	72		
Punt Returns	No	Yds	Lg			
None						
Kickoff Returns	No	Yds	Lg			
Deangelo Antoine	1	20	20			
Defensive Leaders						
Total Tackles: 10 - Jaymon Thomas						
Tackles for Loss: 1.5 - Nico Sawtelle, Josh Black						
Sacks: 1.0 - Josh Black						
Interceptions: 1 - Nick Roberts						
PAT Blocks - None.						



## SCORING BY QUARTERS

	1	2	3	4	OT	F
USF	10	10	28	10	-	58
UMASS	7	7	14	14	-	42

Attendance: 7,988

Time: 3:40

## First Quarter

USF - McCants 72-yd pass from Barnett (Weiss kick), 14:20  
Drive: 6 plays, 77 yards (0:40)  
(USF 7, UMass 0)

UMASS - Dingle 31-yd pass from Ford (Garcia kick), 12:15  
Drive: 6 plays, 77 yards (2:05)  
(USF 7, UMass 7)

USF - Weiss 29-yd field goal, 7:10  
Drive: 7 plays, 41 yards (3:10)  
(USF 10, UMass 7)

## Second Quarter

UMASS - Emilius 13-yd pass from Ford (Garcia kick), 13:37  
Drive: 1 play, 13 yards (0:07)  
(UMass 14, USF 10)

USF - Weiss 25-yd field goal, 1:43  
Drive: 7 plays, 70 yards (2:17)  
(UMass 14, USF 13)

USF - Ford 19-yd run (Weiss kick), 1:31  
Drive: 1 play, 19 yards (0:12)  
(USF 20, UMass 14)

## Third Quarter

USF - Cronkrite 77-yd run (Weiss kick), 12:09  
Drive: 2 plays, 75 yards (0:52)  
(USF 27, UMass 14)

USF - Cronkrite 30-yd run (Weiss kick), 7:47  
Drive: 6 plays, 65 yards (2:16)  
(USF 34, UMass 14)

USF - Davis 12-yd fumble recovery (Weiss kick), 7:37  
(USF 41, UMass 14)

UMASS - Comis 14-yd run (Garcia kick), 5:17  
Drive: 7 plays, 69 yards (2:20)  
(USF 41, UMass 21)

USF - Cronkrite 76-yd run (Weiss kick), 4:57  
Drive: 1 play, 76 yards (0:20)  
(USF 48, UMass 21)

UMASS - Isabella 53-yd pass from Comis (Garcia kick), 3:09  
Drive: 4 plays, 72 yards (1:48)  
(USF 48, UMass 28)

## Fourth Quarter

USF - Weiss 38-yd field goal, 10:00  
Drive: 15 plays, 62 yards (8:09)  
(USF 51, UMass 28)

UMASS - Reynolds 7-yd pass from Comis, 6:12  
Drive: 12 plays, 65 yards (3:48)  
(USF 51, UMass 25)

USF - Ford 8-yd run (Weiss kick), 4:55  
Drive: 1 play, 8 yards (0:06)  
(USF 58, UMass 35)

UMASS - Ally 11-yd pass from Curtis (Garcia kick), 00:15  
Drive: 15 plays, 78 yards (4:40)  
(USF 58, UMass 42)

Team Statistics	USF	UMASS
First Downs	18	29
Rushes-Yards	41-365	34-85
Passing Yards	209	401
Comp-Att-Int	17-24-1	33-52-1
Total Yards	574	486
Punts-Avg.	4-48.0	5-37.8
Punt Returns	1-17	2-19
Kickoff Returns	4-114	9-168
Interception Returns	1-0-0	1-53-0
Penalties-Yards	11-100	8-80
Fumbles-Lost	2-1	4-4
Sacks By	5-27	2-15
3rd Down Conversions	5-13	7-17
4th Down Conversions	1-1	3-4
Time of Possession	28:13	31:47

## GAME 5: USF 58, UMASS 42

MCGUIRK ALUMNI STADIUM • AMHERST, MASS.

OCT. 6, 2018 • 3:30 P.M. • WTTA-TV GREAT 38

USF 5-0 • UMASS 2-5

AMHERST, Mass. – Explosive Jordan Cronkrite shattered the USF and American Athletic Conference single-game rushing records with 302 yards, including 183 yards on three long touchdown runs, in the 5-0 Bulls' 58-42 victory at UMass on Saturday.

Cronkrite averaged 13.1 yards on 23 carries with touchdown runs of 77, 76 and 30 yards out in his third straight game rushing for at least 100 yards. Cronkrite broke the previous USF game rushing record of 275 yards, a feat accomplished by Marlon Mack (2014) and Andre Hall (2004), and set a new American Athletic Conference mark. Cronkrite's 302 rushing yards rank the junior from Miami fourth on the all-time game chart for rushers from state of Florida FBS schools.

USF improved to 5-0 for the second straight season after setting a season high with 365 rushing yards (ninth-best in program history) and matching the school scoring record with 28 points in the third quarter. The Bulls also matched the program's record of 34 wins over a four-year period. USF reached the mark in just 43 games (79.0% winning percentage), bettering the 52 (65.0% winning percentage) it took to reach the mark between 2006-09 by nine games.

Johnny Ford added to USF's productive outing with nine rushes for a career-high 77 yards and two touchdowns. Quarterback Blake Barnett completed 17 of 24 passes for 209 yards and started the scoring with a 72-yard touchdown pass to Tyre McCants.

USF racked up a season-high five takeaways (4 fumble recoveries, 1 INT). Vincent Davis was stellar on special teams with two forced fumbles on kickoffs and a 12-yard touchdown return on the second.

## KEY NOTES

- USF increased its nation-leading streak of 20-plus point games to 35 straight outings. USF has averaged 41.9 points in its past 14 games away from Tampa.
- USF improved to 12-2 in games away from Tampa in the last three seasons and its victory over UMass marked the program's six straight win vs. non-conference foes.
- USF opened a season 5-0 for the second straight season and the sixth time in program history. The Bulls' best start to a season is 7-0 posted last year.

## QUOTABLE

"It was a great job by the offensive line. I was just using my God-given skills and just doing what I could to help my team win."

- Jordan Cronkrite on his record-breaking rushing performance.

USF

Rushing	Att	Yds	TD	Lg		
Jordan Cronkrite	23	302	3	77		
Johnny Ford	9	77	2	31		
Blake Barnett	7	5	0	17		
Team	2	-19	0	0		
Passing	Att	Cmp	Yds	TD	Int	Lg
Blake Barnett	24	17	209	1	1	72
Receiving	No	Yds	TD	Lg		
Tyre McCants	4	81	1	72		
Randall St. Felix	4	55	0	23		
Mitchell Wilcox	3	34	0	14		
Jernard Phillips	3	20	0	8		
Ryeshene Bronson	3	19	0	8		
Punting	No	Yds	Avg	Lg		
Trent Schneider	4	192	48.0	59		
Punt Returns	No	Yds	Lg			
Tyre McCants	1	17	17			
Kickoff Returns	No	Yds	Lg			
Deangelo Antoine	4	114	64			

## Defensive Leaders

Total Tackles: 10 - Nick Roberts

Tackles for Loss: 2.0 - Josh Black

Sacks: 2.0 - Josh Black

Interceptions: 1 - Mike Hampton

PAT Blocks - None

UMASS						
Rushing	Att	Yds	TD	Lg		
Ross Comis	11	50	1	20		
Marquis Young	6	27	0	13		
J. Fredericks	11	16	0	5		
Bilal Ally	2	8	0	4		
Andy Isabella	1	4	0	4		
Michael Curtis	1	0	0	0		
Andrew Ford	1	-7	0	0		
Team	1	-13	0	0		
Passing	Att	Cmp	Yds	TD	Int	Lg
Andrew Ford	27	19	199	2	1	31
Ross Comis	23	12	172	2	0	53
Michael Curtis	2	2	30	1	0	19
Receiving	No	Yds	TD	Lg		
Andy Isabella	13	191	1	53		
Brennon Dingle	3	45	1	31		
Samuel Emilius	3	45	1	19		
Zak Simon	3	33	0	14		
J. Fredericks	3	17	0	8		
Kyle Horn	3	14	0	8		
Sadiq Palmer	2	36	0	27		
Bilal Ally	1	11	1	11		
Travis Reynolds	1	7	1	7		
Marquis Young	1	2	0	2		
Punting	No	Yds	Avg	Lg		
G. Georgopoulos	3	113	37.7	45		
Travis Reynolds	2	76	38.0	40		
Punt Returns	No	Yds	Lg			
Andy Isabella	2	19	19			
Kickoff Returns	No	Yds	Lg			
Samuel Emilius	2	49	26			
Bilal Ally	2	36	21			
Marquis Young	5	83	26			

## Defensive Leaders

Total Tackles: 12 - Jarell Addo

Tackles for Loss: 1.0 - Jarell Addo, Bryton Barr, Joe Previte, Jake Byczko, Isaiah Rodgers

Sacks: 1.0 - Bryton Barr, Jake Byczko

Interceptions: 1 - Bryton Barr

PAT Blocks - None



## SCORING BY QUARTERS

	1	2	3	4	OT	F
USF	3	0	7	15	-	25
TULSA	7	3	14	0	-	24

Attendance: 16,142 Time: 3:29

## First Quarter

**TULSA** - Anderson 14-yd pass from Boomer (Walker kick), 5:09  
Drive: 10 plays, 80 yards (3:35)  
(Tulsa 7, USF 0)

**USF** - Weiss 22-yd field goal, 1:18  
Drive: 11 plays, 78 yards (3:43)  
(Tulsa 7, USF 3)

## Second Quarter

**TULSA** - Walker 34-yd field goal, 2:28  
Drive: 10 plays, 46 yards (3:23)  
(Tulsa 10, USF 3)

## Third Quarter

**USF** - Cronkrite 66-yd run (Weiss kick), 13:46  
Drive: 3 plays, 75 yards (1:14)  
(USF 10, Tulsa 10)

**TULSA** - Brooks 10-yd run (Walker kick), 6:04  
Drive: 11 plays, 69 yards (4:57)  
(Tulsa 17, USF 10)

**TULSA** - Brooks 10-yd run (Walker kick), 1:00  
Drive: 8 plays, 88 yards (3:30)  
(Tulsa 24, USF 10)

## Fourth Quarter

**USF** - Barnett 1-yd run (Weiss kick blocked), 7:10  
Drive: 14 plays, 82 yards (5:41)  
(Tulsa 24, USF 16)

**USF** - Barnett 12-yard run (two-point conversion failed), 2:09  
Drive: 10 plays, 80 yards (2:39)  
(Tulsa, 24, USF 22)

**USF** - Weiss 22-yd field goal, 0:02  
Drive: 7 plays, 52 yards (1:03)  
(USF 25, Tulsa 24)

Team Statistics	USF	TULSA
First Downs	26	16
Rushes-Yards	47-250	49-220
Passing Yards	237	79
Comp-Att-Int	17-40-1	6-21-0
Total Yards	487	299
Punts-Avg.	7-41.1	9-50.7
Punt Returns	4-13-0	2-3-0
Kickoff Returns	1-17-0	3-42-0
Interception Returns	0-0-0	1-0-0
Penalties-Yards	8-70	10-81
Fumbles-Lost	1-0	0-0
Sacks By	3-10	3-9
3rd Down Conversions	10-20	7-17
4th Down Conversions	0-1	0-0
Time of Possession	30:45	29:15

## GAME 6: NO. 23 USF 25, TULSA 24

SKELLY FIELD AT H.A. CHAPMAN STADIUM • TULSA, OKLA.

OCT. 12, 2018 • 7 P.M. • ESPN

USF 6-0, 2-0 • TULSA 1-5, 0-3

**TULSA, Okla.** - No. 23 USF rallied back from a 14-point fourth quarter deficit and defeated Tulsa, 25-24, thanks to a 22-yard field goal by Coby Weiss with two seconds remaining Friday night.

USF stormed back with 15 unanswered points and used a thrilling seven-play, 52-yard scoring drive in the final minute to improve to 6-0 for the second straight season. Weiss' clutch kick was set up by a 32-yard catch by Tyre McCants that got the Bulls down to the Tulsa 5 before they stopped the clock with a spike.

Blake Barnett led the fourth-quarter comeback with two touchdown runs down the stretch and delivered with his arm late. Barnett completed consecutive passes to Mitchell Wilcox for a total of 28 yards on the game-winning drive before his pivotal 32-yard strike to McCants. Wilcox finished with five receptions for 95 yards while McCants covered 91 yards on a game-high eight catches.

Jordan Cronkrite extended his 100-yard rushing game streak to four with 151 yards on 23 carries during a performance that included a 66-yard touchdown run in the third quarter. Cronkrite has rushed for 582 yards in the past three games (second-best USF total in three straight games) and he's well on his way to posting a 1,000-yard season with 757 yards in just five games.

## KEY NOTES

■ USF put together its largest fourth-quarter comeback since rallying from 15 points down at Nevada in 2012. The Bulls became bowl eligible for the fourth straight season and they set a program record for wins across a four-season period (35-9, 79.5% winning percentage).

■ Weiss made USF's first game-winning field goal since Marvin Kloss' 44-yard field goal with 4:03 to play in a 13-10 win at UConn in 2013. The last game-winning kick before that was made by Maikon Bonani on the final play of overtime from 37 yards out in a 24-21 win at Louisville on Nov. 12, 2010.

## QUOTABLE

"The thing about these guys is they just don't quit. We were down 14 with less than 10 minutes to go in the game and we get in there and get us a drive put together. If there is a bigger player than Wilcox and McCants, I'd love to see them. Those guys came down with some big catches and Blake made the throws at the right time. I'm just so happy and so proud of this team and the way they battled."

- Head coach Charlie Strong

USF

Rushing	Att	Yds	TD	Lg		
Jordan Cronkrite	25	151	1	66		
Johnny Ford	9	59	0	18		
Blake Barnett	9	24	2	13		
Chris Oladokun	4	16	0	5		
Passing	Att	Cmp	Yds	TD	Int	Lg
Blake Barnett	39	17	237	0	1	45
Team	1	0	0	0	0	0
Receiving	No	Yds	TD	Lg		
Tyre McCants	8	91	0	32		
Mitchell Wilcox	5	95	0	45		
Darnell Salomon	3	41	0	31		
Randall St. Felix	1	10	0	10		
Punting	No	Yds	Avg	Lg		
Trent Schneider	7	288	41.1	54		
Punt Returns	No	Yds	Lg			
Tyre McCants	3	13	9			
Johnny Ford	1	0	0			
Kickoff Returns	No	Yds	Lg			
Bentlee Sanders	1	17	17			
Defensive Leaders						
Total Tackles: 9 - Mekhi LaPointe, Khalid McGee						
Tackles for Loss: 2.0 - Mekhi LaPointe						
Sacks: 1.0 - Tyrone Barber, Juwan Brown						
Interceptions: None						
PAT Blocks: None						

TULSA						
<b>Rushing</b>	<b>Att</b>	<b>Yds</b>	<b>TD</b>		<b>Lg</b>	
S. Brooks	28	100	2		16	
J. Thomas	10	74	0		4	
S. Boomer	11	46	0		30	
<b>Passing</b>	<b>Att</b>	<b>Cmp</b>	<b>Yds</b>	<b>TD</b>	<b>Int</b>	<b>Lg</b>
S. Boomer	21	6	79	1	0	28
<b>Receiving</b>	<b>No</b>	<b>Yds</b>	<b>TD</b>			<b>Lg</b>
J. Anderson	3	34	1			17
J. Stewart	1	28	0			28
K. Stokes	1	12	0			12
J. Thomas	1	5	0			5
<b>Punting</b>	<b>No</b>	<b>Yds</b>	<b>Avg</b>			<b>Lg</b>
T. Bennett	9	456	50.7			66
<b>Punt Returns</b>	<b>No</b>	<b>Yds</b>	<b>Lg</b>			
J. Anderson	2	3	3			
<b>Kickoff Returns</b>	<b>No</b>	<b>Yds</b>	<b>Lg</b>			
S. Crawford Jr.	3	42	15			
<b>Defensive Leaders</b>						
<b>Total Tackles:</b> 12 - C. Edmiston						
Tackles for Loss: 2.0 - T. Stevenson						
<b>Sacks:</b> 1.5 - Z. Collins						
<b>Interceptions:</b> 1 - K. Hill						
<b>PAT Blocks:</b> 1 - J. Player						





## SCORING BY QUARTERS

	1	2	3	4	OT	F
UConn	7	0	7	16	-	30
USF	0	7	17	14	-	38

Attendance: 42,127 Time: 3:18

## First Quarter

UConn - Mensah 10-yd run (Harris kick), 8:33  
Drive: 5 plays, 58 yards (2:28)  
(UConn 3, USF 0)

## Second Quarter

USF - Ford 15-yd run (Weiss kick), 0:43  
Drive: 7 plays, 80 yards (2:17)  
(USF 7, UConn 7)

## Third Quarter

USF - St. Felix 75-yd pass from Barnett (Weiss kick), 14:49  
Drive: 1 play, 75 yards (0:11)  
(USF 14, UConn 7)

USF - Weiss 30-yd field goal, 6:07

Drive: 5 plays, 77 yards (1:42)  
(USF 17, UConn 7)

UConn - Pindell 10-yd run (Harris kick), 3:14

Drive: 7 plays, 80 yards (2:53)  
(USF 17, UConn 14)

USF - Barnett 20-yd run (Weiss kick), 2:34

Drive: 2 plays, 25 yards (0:40)  
(USF 24, UConn 14)

## Fourth Quarter

USF - Ford 15-yd run (Weiss kick), 14:36  
Drive: 1 play, 15 yards (0:07)  
(USF 31, UConn 14)

UConn - Mensah 4-yd run (Harris kick blocked), 8:56

Drive: 11 plays, 75 yards (5:40)  
(USF 31, UConn 20)

UConn - Harris 38-yd field goal, 7:20

Drive: 4 plays, 6 yards (1:20)  
(USF 31, UConn 23)

USF - Ford 43-yd run (Weiss kick), 4:46

Drive: 6 plays, 77 yards (2:34)  
(USF 38, UConn 23)

UConn - Pindell 12-yd run (Harris kick), 2:24

Drive: 8 plays, 75 yards (2:22)  
(USF 38, UConn 30)

Team Statistics	UConn	USF
First Downs	24	24
Rushes-Yards	51-322	37-346
Passing Yards	133	265
Comp-Att-Int	10-21-1	20-28-2
Total Yards	455	611
Punts-Avg.	6-46.8	3-43.7
Punt Returns	0-0-0	2-(-8)-0
Kickoff Returns	4-66-0	5-140-0
Interception Returns	2-0-0	1-61-0
Penalties-Yards	4-25	9-90
Fumbles-Lost	0-0	1-1
Sacks By	1-3	2-15
3rd Down Conversions	3-11	4-11
4th Down Conversions	0-1	0-0
Time of Possession	34:19	25:41

## GAME 7: NO. 21/20 USF 38, UCONN 30

RAYMOND JAMES STADIUM • TAMPA

OCT. 20, 2018 • 7 P.M. • CBS SPORTS NETWORK

UConn 1-6, 0-4 • USF 7-0, 3-0

**TAMPA** – Johnny Ford and Jordan Cronkrite both rushed for 100-plus yards as No. 21/20 USF posted the program's second straight 7-0 start to a season with a 38-30 victory over UConn before a homecoming crowd of 41,127 at Raymond James Stadium.

One of just five remaining unbeaten teams in FBS football, USF (7-0, 3-0 in The American) seized the momentum with a 17-point third quarter and totaled 611 yards on the way to matching the program's best-ever start to a season. After heading into halftime tied at 7-7, USF registered 199 of its 346 total rushing yards during a 31-point outburst in the second half.

USF finished with two 100-yard rushers for the 15th time in program history. Ford scored three times on seven carries and finished with 164 yards in his first career 100-yard game. The freshman from Miami set a USF game record (minimum five carries) with 23.4 yards per attempt and now owns USF's longest non-scoring run after breaking off a 78-yarder in the third quarter.

Cronkrite extended his 100-yard rushing streak to five games with 103 yards on 16 carries. The junior's five straight 100-yard rushing games match the program record also held by Quinton Flowers (2016) and Marlon Mack (2015).

Blake Barnett rushed for 78 yards on 10 carries and scored his team-leading seventh touchdown on the ground from 20 yards out during USF's 17-point third quarter. Barnett also shook off two early interceptions to complete 20 of 28 passes for 265 yards and a touchdown.

## KEY NOTES

- USF equaled the best start in program history, improving to 7-0 for the second straight year and second time in program history.
- USF scored at least 20 points for the 37th straight game, the longest streak in the nation. USF has scored at least 30 points in 31 of its past 35 games dating back to the 2015 season
- USF won for the 20th time in its last 23 games in Raymond James Stadium with 15 wins coming by two touchdowns or more. USF has averaged 40.2 points per game at home during that period.

## QUOTABLE

"It's amazing that we can sit here and complain because we're 7-0, knowing we can play much better than what we're playing,"

- Head coach Charlie Strong

UConn

Rushing	Att	Yds	TD	Lg		
David Pindell	28	197	2	28		
Kevin Mensah	19	120	2	34		
Zavier Scott	4	5	0	2		
Passing	Att	Cmp	Yds	TD	Int	Lg
David Pindell	21	10	133	0	1	36
Receiving	No	Yds	TD	Lg		
Hergy Mayala	5	61	0	22		
Aaron McClean	2	28	0	24		
Kyle Buss	1	36	0	36		
Keyion Dixon	1	5	0	5		
Kevin Mensah	1	3	0	3		
Punting	No	Yds	Avg	Lg		
Luke Magliozzi	6	281	46.8	58		
Punt Returns	No	Yds	Lg			
None						
Kickoff Returns	No	Yds	Lg			
Keyion Dixon	4	66	20			

## Defensive Leaders

Total Tackles: 9 - O. Robinson

Tackles for Loss: 2.0 - O. Robinson

Sacks: 1.0 - D. Beavers

Interceptions: 1 - O. Fortt, S. Sterling

PAT Blocks: None.

USF

Rushing	Att	Yds	TD	Lg		
Johnny Ford	7	164	3	78		
Jordan Cronkrite	16	103	0	36		
Blake Barnett	10	78	1	20		
Deangelo Antoine	1	6	0	6		
Team	3	-5	0	0		
Passing	Att	Cmp	Yds	TD	Int	Lg
Blake Barnett	28	20	265	1	2	75
Receiving	No	Yds	TD	Lg		
Tyre McCants	6	49	0	20		
Mitchell Wilcox	4	43	0	15		
Randall St. Felix	2	123	1	75		
Ryeshene Bronson	2	15	0	11		
Stanley Clerveaux	2	14	0	10		
Darnell Salomon	1	8	0	8		
Jernard Phillips	1	7	0	7		
Jordan Cronkrite	1	5	0	5		
Blake Barnett	1	1	0	1		
Punting	No	Yds	Avg	Lg		
Trent Schneider	3	131	43.7	54		
Punt Returns	No	Yds	Lg			
Tyre McCants	2	-8	0			
Kickoff Returns	No	Yds	Lg			
Jernard Phillips	2	90	69			
Johnny Ford	2	50	32			

## Defensive Leaders

Total Tackles: 11 - Mekhi LaPointe

Tackles for Loss: 1.0 - Mike Hampton, Juwan Brown

Sacks: 1.0 - Mike Hampton, Juwan Brown

Interceptions: 1 - Nick Roberts

PAT Blocks: 1 - Kevin Bronson



## SCORING BY QUARTERS

	1	2	3	4	OT	F
USF	0	21	15	0	-	36
HOUSTON	14	14	15	14	-	57

Attendance: 31,631 Time: 3:31

## First Quarter

**HOUSTON** - King 47-yd run (Witherspoon kick), 13:07  
Drive: 7 plays, 75 yards (1:53)  
(Houston 7, USF 0)

**HOUSTON** - Stevenson 15-yd pass from King (Witherspoon kick), 9:38  
Drive: 8 plays, 74 yards (2:31)  
(Houston 14, USF 0)

## Second Quarter

**USF** - Cronkrite 1-yd run (Weiss kick), 10:33  
Drive: 15 plays, 79 yards (5:13)  
(Houston 14, USF 7)

**USF** - Ford 32-yd run (Weiss kick), 10:20  
Drive: 1 play, 32 yards (0:08)  
(USF 14, Houston 14)

**HOUSTON** - Stevenson 38-yd pass from King (Witherspoon kick), 8:42  
Drive: 5 plays, 84 yards (1:38)  
(Houston 21, USF 14)

**USF** - Ford 17-yd run (Weiss kick), 3:50  
Drive: 13 plays, 83 yards (4:52)  
(USF 21, Houston 21)

**HOUSTON** - Lark 30-yd pass from King (Witherspoon kick), 1:06  
Drive: 8 plays, 75 yards (2:44)  
(Houston 28, USF 21)

## Third Quarter

**USF** - McGee safety, 12:56  
(Houston 28, USF 23)

**USF** - Weiss 23-yd field goal, 10:47  
Drive: 5 plays, 21 yards (2:09)  
(Houston 28, USF 26)

**HOUSTON** - King 36-yd run (Witherspoon kick), 8:25  
Drive: 8 plays, 75 yards (2:22)  
(Houston 35, USF 26)

**USF** - Weiss 25-yd field goal, 4:11  
Drive: 11 plays, 67 yards (4:14)  
(Houston 35, USF 29)

**HOUSTON** - Singleton 52-yd pass from King (King pass from Singleton), 2:43  
Drive: 6 plays, 75 yards (1:28)  
(Houston 43, USF 29)

**USF** - Antoine 39-yd pass from Barnett (Weiss kick), 0:36  
Drive: 6 plays, 75 yards (2:07)  
(Houston 43, USF 36)

## Fourth Quarter

**HOUSTON** - Car 11-yd run (Witherspoon kick), 13:47  
Drive: 8 plays, 75 yards (1:49)  
(Houston 50, USF 36)

**HOUSTON** - Singleton 27-yd pass from King (Witherspoon kick), 8:05  
Drive: 13 plays, 80 yards (3:55)  
(Houston 57, USF 36)

Team Statistics	USF	HOU
First Downs	29	35
Rushes-Yards	42-204	49-263
Passing Yards	263	419
Comp-Att-Int	26-39-1	28-40-2
Total Yards	467	682
Punts-Avg.	5-47.2	2-46.0
Punt Returns	1-1-0	1-2-0
Kickoff Returns	8-214-0	1-4-0
Interception Returns	2-0-0	1-0-0
Penalties-Yards	8-85	5-50
Fumbles-Lost	2-1	0-0
Sacks By	1-2	2-10
3rd Down Conversions	9-16	13-18
4th Down Conversions	0-1	2-2

## GAME 8: HOUSTON 57, NO. 21/20 USF 36

TDECU STADIUM • HOUSTON

OCT. 27, 2018 • 3:30 P.M. • ABC

USF 7-1, 3-1 • HOUSTON 7-1, 4-0

**HOUSTON** - Freshman Johnny Ford registered his second straight 100-yard rushing game as No. 21/20 USF's undefeated run came to an end with a 57-36 loss at Houston on Saturday. USF (7-1, 3-1 in AAC) entered the weekend as one of five remaining unbeaten FBS teams and fell for the first time since Nov. 24, 2017.

Ford rushed for 106 yards and two touchdowns on 16 carries to help the Bulls run for at least 200 yards for the sixth time this season. Ford found the end zone twice during USF's 21-point second quarter that started with a 1-yard touchdown run by Jordan Cronkrite. Seeking his sixth straight 100-yard game, Cronkrite finished with 73 rushing yards, 67 yards shy of USF's ninth 1,000-yard season.

Quarterback Blake Barnett completed 26 of 39 passes for 263 yards. Barnett's 39-yard touchdown pass to Deangelo Antoine made it a one-score game late in the third quarter, but the Bulls couldn't put together their fourth double-digit fourth quarter comeback of the season.

Defensively, Mekhi LaPointe and Jaymon Thomas intercepted passes. Greg Reaves led USF with a career-high 12 tackles in his second straight start at middle linebacker. Senior linebacker Khalid McGee finished with 11 tackles, 2.0 tackles for loss and a sack in his third double-digit tackle effort of the season.

## KEY NOTES

■ USF was looking to extend the program's best-ever start to a season. The Bulls started the past two seasons at 7-0 and entered Saturday's game as one of only five remaining FBS teams.

■ USF scored at least 20 points in its 38th straight game, the longest streak in the nation. USF has scored at least 30 points in 32 of its past 36 games dating back to the 2015 season.

## QUOTABLE

"We just didn't play well and we didn't tackle, giving up touchdown throws. You just can't play like that and go win in an environment like this." - **Head coach Charlie Strong**

USF						
Rushing	Att	Yds	TD	Lg		
Johnny Ford	16	106	2	32		
Jordan Cronkrite	20	73	1	12		
Blake Barnett	6	25	0	16		
Passing	Att	Cmp	Yds	TD	Int	Lg
Blake Barnett	39	26	263	1	1	39
Receiving	No	Yds	TD	Lg		
Ryeshene Bronson	5	52	0	26		
Darnell Salomon	5	43	0	11		
Stanley Clerveaux	5	42	0	12		
Deangelo Antoine	3	40	1	39		
Zion Roland	3	39	0	17		
Mitchell Wilcox	2	24	0	18		
Tyre McCants	2	18	0	14		
Jernard Phillips	1	5	0	5		
Punting	No	Yds	Avg	Lg		
Trent Schneider	5	236	47.2	62		
Punt Returns	No	Yds	Lg			
Johnny Ford	1	1	1			
Kickoff Returns	No	Yds	Lg			
Bentlee Sanders	6	182	41			
Jernard Phillips	2	32	17			
Defensive Leaders						

## Defensive Leaders

**Total Tackles:** 12 - Greg Reaves

**Tackles for Loss:** 2.0 - Khalid McGee

**Sacks:** 1.0 - Khalid McGee

**Interceptions:** 1 - Mekhi LaPointe, Jaymon Thomas

**PAT Blocks** - None

HOUSTON						
Rushing	Att	Yds	TD	Lg		
D'Eriq King	12	132	2	47		
Patrick Carr	16	68	0	10		
Terence Williams	11	35	0	11		
Mulbah Car	7	28	1	11		
Keith Corbin	1	2	0	2		
Bryson Smith	2	-2	0	1		
Passing	Att	Cmp	Yds	TD	Int	Lg
D'Eriq King	40	28	419	5	2	52
Receiving	No	Yds	TD	Lg		
Marquez Stevenson	6	106	2	45		
Jeremy Singleton	5	125	1	52		
Romello Brooker	5	46	0	18		
Courtney Lark	4	85	1	30		
Bryson Smith	4	-5	0	2		
Raelon Singleton	2	36	1	27		
Keith Corbin	1	11	0	11		
Terence Williams	1	3	0	3		
Punting	No	Yds	Avg	Lg		
Dane Roy	2	92	46.0	46		
Punt Returns	No	Yds	Lg			
Bryson Smith	1	2	2			
Kickoff Returns	No	Yds	Lg			
Bryson Smith	1	4	4			

## Defensive Leaders

**Total Tackles:** 9 - Austin Robinson

**Tackles for Loss:** 2.0 - Leroy Godfrey

**Sacks:** 1.0 - Emeke Egbule, David Anenih

**Interceptions:** 1 - Nick Watkins

**PAT Blocks** - None



## SCORING BY QUARTERS

	1	2	3	4	OT	F
TULANE	7	20	7	7	-	41
USF	3	0	6	6	-	15

Attendance: 31,388 Time: 3:17

## First Quarter

USF - Weiss 27-yd field goal, 7:40  
Drive: 10 plays, 65 yards (4:15)  
(USF 3, Tulane 0)

TULANE - McMillan 33-yd run (Glover kick), 2:49

Drive: 5 plays, 55 yards (1:39)  
(Tulane 7, USF 3)

## Second Quarter

TULANE - Glover 38-yd field goal, 13:31  
Drive: 6 plays, 41 yards (2:28)  
(Tulane 10, USF 3)

TULANE - Dauphine 1-yd run (Glover kick), 11:23

Drive: 3 plays, 42 yards (1:13)  
(Tulane 17, USF 3)

TULANE - Dauphine 21-yd run (Glover kick), 5:57

Drive: 2 plays, 25 yards (0:41)  
(Tulane 24, USF 3)

TULANE - Glover 24-yd field goal, 00:08

Drive: 10 plays, 53 yards (5:04)  
(Tulane 27, USF 3)

## Third Quarter

TULANE - Bradwell 73-yd run (Glover kick), 3:48

Drive: 1 play, 73 yards (0:11)  
(Tulane 34, USF 3)

USF - Ford 5-yd run (Weiss kick blocked), 00:45

Drive: 9 plays, 75 yards (3:03)  
(Tulane 34, USF 9)

## Fourth Quarter

USF - Barnett 1-yd run (Barnett pass failed), 9:26

Drive: 10 plays, 77 yards (2:50)  
(Tulane 34, USF 15)

TULANE - Jones 8-yd run (Glover kick), 1:52

Drive: 6 plays, 40 yards (3:07)  
(Tulane 41, USF 15)

Team Statistics	TULANE	USF
First Downs	17	27
Rushes-Yards	52-365	33-110
Passing Yards	61	322
Comp-Att-Int	4-11-0	29-49-1
Total Yards	426	432
Punts-Avg.	4-38.8	5-42.2
Punt Returns	4-44-0	2-0-0
Kickoff Returns	1-29-0	5-78-0
Interception Returns	1-12-0	0-0-0
Penalties-Yards	7-52	10-91
Fumbles-Lost	1-1	2-2
Sacks By	5-14	1-6
3rd Down Conversions	4-14	4-15
4th Down Conversions	1-2	2-4
Time of Possession	31:12	28:48

## GAME 9: TULANE 41, USF 15

RAYMOND JAMES STADIUM • TAMPA

NOV. 3, 2018 • 3:30 P.M. • CBS SPORTS NETWORK

TULANE 4-5, 3-2 • USF 7-2, 3-2

TAMPA – USF dropped consecutive conference games for the first time since the end of the 2014 season with a 41-15 setback against Tulane on Saturday at Raymond James Stadium.

Tulane took control of the game with 34 straight points after USF started with a 3-0 lead. The Bulls' nation-leading streak of consecutive 20-plus point games was snapped at 38.

Blake Barnett moved closer to USF's first 3,000-yard passing season, completing 29 of 49 attempts for 322 yards. The junior also led the USF rushing attack with 59 yards and produced his eighth touchdown on the ground this season in the fourth quarter after a career long 39-yard run in the first period of play.

Tyre McCants moved up to fourth on USF's career receptions list (119) after registering a game-high nine catches for 85 yards. Stanley Clerveaux matched his career high with five receptions for 50 yards, a new career best. Freshman Johnny Ford also is tied for the team lead with eight rushing touchdowns after a 5-yard score in the third quarter.

Dwayne Boyles led the defensive effort with a career-high 10 tackles. Senior Josh Black finished with nine tackles, including 2.0 tackles for loss and his team-leading fifth sack of the season.

## KEY NOTES

- USF lost consecutive games for the first time since a three-game skid from Sept. 12-Oct. 2 in 2015. The Bulls lost back-to-back conference games for the first time since the last two games of 2014.
- USF finished with 432 total yards, its 18th 400-plus yard performance in the past 19 games.

## QUOTABLE

"We didn't have that sense of urgency about us and just kind of went through the motions thinking they were going to back down to us, and that was not going to happen."

- Head coach Charlie Strong

TULANE

Rushing

Att

Yds

TD

Lg

D. Bradwell

15

135

1

73

C. Dauphine

17

121

2

41

J. McMillan

9

45

1

33

S. Huderson

7

40

0

22

A. Jones

3

14

1

8

T. Encalade

1

10

0

10

Passing

Att

Cmp

Yds

TD

Int

Lg

J. McMillan

11

4

61

0

0

39

Receiving

No

Yds

TD

Lg

T. Encalade

2

15

0

9

D. Mooney

1

39

0

39

C. Jones

1

7

0

7

Punting

No

Yds

Avg

Lg

R. Wright

3

113

37.7

43

Z. Block

1

42

42.0

42

Punt Returns

No

Yds

Lg

A. Jones

4

44

18

Kickoff Returns

No

Yds

Lg

A. Jones

1

29

29

Defensive Leaders

Total Tackles: 9 - J. Monroe, M. Moody

Tackles for Loss: 1.5 - P. Johnson, D. Williams

Sacks: 1.5 - P. Johnson, D. Williams

Interceptions: 1 - Z. Harris

PAT Blocks: 1 - R. Teamer

USF

Rushing

Att

Yds

TD

Lg

Blake Barnett

16

59

1

39

Johnny Ford

10

34

1

14

Jordan Cronkrite

6

13

0

7

Trevon Sands

1

4

0

4

Passing

Att

Cmp

Yds

TD

Int

Lg

Blake Barnett

49

29

322

0

1

32

Receiving

No

Yds

TD

Lg

Tyre McCants

9

85

0

24

Jernard Phillips

5

62

0

15

Stanley Clerveaux

5

50

0

12

Ryeshene Bronson

4

50

0

25

Darnell Salomon

3

44

0

32

Zion Roland

1

12

0

12

DeVontres Dukes

1

12

0

12

Deangelo Antoine

1

7

0

7

Punting

No

Yds

Avg

Lg

Trent Schneider

5

211

42.2

50

Punt Returns

No

Yds

Lg

Johnny Ford

1

2

0

Tyre McCants

1

-2

0

Kickoff Returns

No

Yds

Lg

Bentlee Sanders

4

62

28

Deangelo Antoine

1

16

16

Defensive Leaders

Total Tackles: 10 - Dwayne Boyles

Tackles for Loss: 2.0 - Josh Black

Sacks: 1.0 - Josh Black

Interceptions: None

FG Blocks: 1 - Kevin Bronson



2018 USF Football  
USF Overall Team Statistics (as of Nov 04, 2018)  
All games

Team Statistics	USF	OPP
SCORING	300	278
Points Per Game	33.3	30.9
Points Off Turnovers	70	50
FIRST DOWNS	220	209
Rushing	96	115
Passing	111	73
Penalty	13	21
RUSHING YARDAGE	1972	2234
Yards gained rushing	2175	2473
Yards lost rushing	203	239
Rushing Attempts	357	435
Average Per Rush	5.5	5.1
Average Per Game	219.1	248.2
TDs Rushing	24	23
PASSING YARDAGE	2462	1742
Comp-Att-Int	194-317-9	138-256-9
Average Per Pass	7.8	6.8
Average Per Catch	12.7	12.6
Average Per Game	273.6	193.6
TDs Passing	11	12
TOTAL OFFENSE	4434	3976
Total Plays	674	691
Average Per Play	6.6	5.8
Average Per Game	492.7	441.8
KICK RETURNS: #-Yards	33-893	34-641
PUNT RETURNS: #-Yards	16-79	14-102
INT RETURNS: #-Yards	9-106	9-99
KICK RETURN AVERAGE	27.1	18.9
PUNT RETURN AVERAGE	4.9	7.3
INT RETURN AVERAGE	11.8	11.0
FUMBLES-LOST	10-6	9-7
PENALTIES-Yards	75-683	56-483
Average Per Game	75.9	53.7
PUNTS-Yards	45-1945	50-2130
Average Per Punt	43.2	42.6
Net punt average	37.0	39.4
KICKOFFS-Yards	58-3151	53-3158
Average Per Kick	54.3	59.6
Net kick average	39.4	34.2
TIME OF POSSESSION/Game	27:15	32:45
3RD-DOWN Conversions	56/131	56/144
3rd-Down Pct	43%	39%
4TH-DOWN Conversions	7/11	11/17
4th-Down Pct	64%	65%
SACKS BY-Yards	23-127	24-108
MISC YARDS	0	0
TOUCHDOWNS SCORED	38	35
FIELD GOALS-ATTEMPTS	12-15	11-12
ON-SIDE KICKS	0-1	0-1
RED-ZONE SCORES	(32-37) 86%	(28-33) 85%
RED-ZONE TOUCHDOWNS	(22-37) 59%	(21-33) 64%
PAT-ATTEMPTS	(32-35) 91%	(33-34) 97%
ATTENDANCE	173476	55761
Games/Avg Per Game	5/34695	3/18587
Neutral Site Games		1/21725

Score by Quarters	1st	2nd	3rd	4th	OT	Total
USF	50	69	87	94	0	300
Opponents	76	53	84	65	0	278

2018 USF Football  
USF Overall Individual Statistics (as of Nov 04, 2018)  
All games

Rushing	gp-gs	att	gain	loss	net	avg	td	lg	avg/g
CRONKRITE, J	8-7	136	967	21	946	7.0	7	80	118.2
FORD, Johnny	7-1	64	511	15	496	7.8	8	78	70.9
BARNETT, Blake	9-9	90	426	120	306	3.4	8	39	34.0
BELL, Duran	1-0	12	71	2	69	5.8	1	16	69.0
MACK, Elijah	3-0	14	52	3	49	3.5	0	10	16.3
SANDS, Trevon	7-1	11	41	2	39	3.5	0	14	5.6
OLADOKUN, Chris	3-0	7	35	6	29	4.1	0	14	9.7
McCANTS, Tyre	9-9	4	30	1	29	7.2	0	13	3.2
SMALL, Dave	4-0	5	22	1	21	4.2	0	7	5.2
HORNE, Terrence	3-0	3	12	0	12	4.0	0	7	4.0
ANTOINE, Deange	9-0	1	6	0	6	6.0	0	6	0.7
PHILLIPS, J	6-0	1	2	0	2	2.0	0	2	0.3
KEAN, Brett	1-0	1	0	0	0	0.0	0	0	0.0
TEAM	5-0	8	0	32	-32	-4.0	0	0	-6.4
Total	9	357	2175	203	1972	5.5	24	80	219.1
Opponents	9	435	2473	239	2234	5.1	23	73	248.2

Passing	gp-gs	effic	comp-att-int	pct	yds	td	lg	avg/g
BARNETT, Blake	9-9	134.51	189-304-9	62.2	2400	11	75	266.7
KEAN, Brett	1-0	87.26	3-7-0	42.9	37	0	15	37.0
OLADOKUN, Chris	3-0	82.00	2-5-0	40.0	25	0	21	8.3
TEAM	5-0	0.00	0-1-0	0.0	0	0	0	0.0
Total	9	132.21	194-317-9	61.2	2462	11	75	273.6
Opponents	9	119.50	138-256-9	53.9	1742	12	81	193.6

Receiving	gp-gs	no.	yds	avg	td	lg	avg/g
McCANTS, Tyre	9-9	51	543	10.6	2	72	60.3
WILCOX, Mitch	8-8	28	378	13.5	1	45	47.2
SALOMON, Darnel	8-3	25	424	17.0	4	66	53.0
ST. FELIX, R	7-7	24	484	20.2	2	75	69.1
BRONSON, Ryshen	6-2	16	152	9.5	0	26	25.3
CLERVEAUX, Stan	9-6	16	135	8.4	0	12	15.0
PHILLIPS, J	6-0	12	122	10.2	0	15	20.3
ANTOINE, Deange	9-0	6	75	12.5	1	39	8.3
ROLAND, Zion	6-0	5	60	12.0	0	17	10.0
CRONKRITE, J	8-7	5	22	4.4	0	9	2.8
HORNE, Terrence	3-0	3	15	5.0	1	8	5.0
FORD, Johnny	7-1	1	39	39.0	0	39	5.6
DUKES, DeVontre	1-0	1	12	12.0	0	12	12.0
BARNETT, Blake	9-9	1	1	1.0	0	1	0.1
Total	9	194	2462	12.7	11	75	273.6
Opponents	9	138	1742	12.6	12	81	193.6

Punt Returns	no.	yds	avg	td	lg
McCANTS, Tyre	12	65	5.4	0	19
FORD, Johnny	4	14	3.5	0	11
Total	16	79	4.9	0	19
Opponents	14	102	7.3	0	19

Interceptions	no.	yds	avg	td	lg
ROBERTS, Nick	2	61	30.5	0	61
HAMPTON, Mike	2	15	7.5	0	15
HOGGINS, Ronnie	1	2	2.0	0	2
THOMAS, Jaymon	1	0	0.0	0	0
SAWTELLE, Nico	1	22	22.0	0	22
JACKSON, Vincen	1	6	6.0	0	6
LaPOINTE, Mekhi	1	0	0.0	0	0
Total	9	106	11.8	0	61
Opponents	9	99	11.0	0	53

Kick Returns	no.	yds	avg	td	lg
SANDERS, B	11	261	23.7	0	41
ANTOINE, Deange	7	161	23.0	0	64
HORNE, Terrence	6	282	47.0	2	98
PHILLIPS, J	4	122	30.5	0	69
FORD, Johnny	3	65	21.7	0	32
SANDS, Trevon	1	0	0.0	0	0
GRANT, Darrien	1	2	2.0	0	2
Total	33	893	27.1	2	98
Opponents	34	641	18.9	0	38

Fumble Returns	no.	yds	avg	td	lg
SAWTELLE, Nico	1	0	0.0	0	0
DAVIS, Vincent	1	12	12.0	1	12
Total	2	12	6.0	1	12
Opponents	2	0	0.0	0	0

2018 USF Football  
USF Overall Individual Statistics (as of Nov 04, 2018)  
All games

Scoring	td	fg	PAT				dxp	saf	pts
			kick	rush	rcv	pass			
WEISS, Coby	-	10-13	28-31	-	-	-	-	-	58
BARNETT, Blake	8	-	-	0-1	-	1-2	-	-	48
FORD, Johnny	8	-	-	-	-	-	-	-	48
CRONKRITE, J	7	-	-	-	-	-	-	-	42
SALOMON, Darnel	4	-	-	-	-	-	-	-	24
HORNE, Terrence	3	-	-	-	-	-	-	-	18
ST. FELIX, R	2	-	-	-	1	-	-	-	14
McCANTS, Tyre	2	-	-	-	-	-	-	-	12
VIVONETTO, J	-	2-2	4-4	-	-	-	-	-	10
DAVIS, Vincent	1	-	-	-	-	-	-	-	6
BELL, Duran	1	-	-	-	-	-	-	-	6
WILCOX, Mitch	1	-	-	-	-	-	-	-	6
ANTOINE, Deange	1	-	-	-	-	-	-	-	6
McGEE, Khalid	-	-	-	-	-	-	-	1	2
Total	38	12-15	32-35	0-1	1	1-2	-	1	300
Opponents	35	11-12	33-34	-	1	1-1	-	-	278

Total Offense	g	plays	rush	pass	total	avg/g
BARNETT, Blake	9	394	306	2400	2706	300.7
CRONKRITE, J	8	136	946	0	946	118.2
FORD, Johnny	7	64	496	0	496	70.9
BELL, Duran	1	12	69	0	69	69.0
OLADOKUN, Chris	3	12	29	25	54	18.0
MACK, Elijah	3	14	49	0	49	16.3
SANDS, Trevon	7	11	39	0	39	5.6
KEAN, Brett	1	8	0	37	37	37.0
McCANTS, Tyre	9	4	29	0	29	3.2
SMALL, Dave	4	5	21	0	21	5.2
HORNE, Terrence	3	3	12	0	12	4.0
ANTOINE, Deange	9	1	6	0	6	0.7
PHILLIPS, J	6	1	2	0	2	0.3
TEAM	5	9	-32	0	-32	-6.4
Total	9	674	1972	2462	4434	492.7
Opponents	9	691	2234	1742	3976	441.8

Field Goals	fg	pct.	01-19	20-29	30-39	40-49	50-99	lg	blk
VIVONETTO, J	2-2	100.0	0-0	0-0	1-1	1-1	0-0	41	0
WEISS, Coby	10-13	76.9	0-0	8-8	2-3	0-2	0-0	38	0

FG Sequence	USF	Opponents
Elon	(33),(41)	-
Georgia Tech	-	(35)
Illinois	44,40,(26)	(26),(46),(53),(41)
ECU	-	(28),(24)
UMass	(29),(25),(38)	-
Tulsa	(22),(22)	(34)
UConn	34,(30)	(38)
Houston	(23),(25)	-
Tulane	(27)	41,(38),(24)

Punting	no.	yds	avg	lg	tb	fc	i20	50+	blk
SCHNEIDER, T	42	1833	43.6	72	8	10	11	10	0
STONE, Jake	3	112	37.3	41	1	0	1	0	0
Total	45	1945	43.2	72	9	10	12	10	0
Opponents	50	2130	42.6	66	4	14	14	13	1

Kickoffs	no.	yds	avg	tb	ob	retn	net	ydln
STONE, Jake	37	2003	54.1	6	2			
SCHNEIDER, T	21	1148	54.7	3	2			
Total	58	3151	54.3	9	4	18.9	39.4	25
Opponents	53	3158	59.6	18	2	27.1	34.2	30

Numbers in (parentheses) indicate field goal was made.



2018 USF Football  
USF Overall Individual Statistics (as of Nov 04, 2018)  
All games

All Purpose	g	rush	rcv	pr	kr	ir	total	avg/g
CRONKRITE, J	8	946	22	0	0	0	968	121.0
McCANTS, Tyre	9	29	543	65	0	0	637	70.8
FORD, Johnny	7	496	39	14	65	0	614	87.7
ST. FELIX, R	7	0	484	0	0	0	484	69.1
SALOMON, Dar	8	0	424	0	0	0	424	53.0
WILCOX, Mitch	8	0	378	0	0	0	378	47.2
HORNE, Terren	3	12	15	0	282	0	309	103.0
BARNETT, Blak	9	306	1	0	0	0	307	34.1
SANDERS, B	9	0	0	0	261	0	261	29.0
PHILLIPS, J	6	2	122	0	122	0	246	41.0
ANTOINE, Dean	9	6	75	0	161	0	242	26.9
BRONSON, Rys	6	0	152	0	0	0	152	25.3
CLERVEAUX, St	9	0	135	0	0	0	135	15.0
BELL, Duran	1	69	0	0	0	0	69	69.0
ROBERTS, Nick	9	0	0	0	0	61	61	6.8
ROLAND, Zion	6	0	60	0	0	0	60	10.0
MACK, Elijah	3	49	0	0	0	0	49	16.3
SANDS, Trevon	7	39	0	0	0	0	39	5.6
OLADOKUN, Ch	3	29	0	0	0	0	29	9.7
SAWTELLE, Nic	6	0	0	0	0	22	22	3.7
SMALL, Dave	4	21	0	0	0	0	21	5.2
HAMPTON, Mik	9	0	0	0	0	15	15	1.7
DUKES, DeVont	1	0	12	0	0	0	12	12.0
JACKSON, Vinc	9	0	0	0	0	6	6	0.7
HOGGINS, Ron	9	0	0	0	0	2	2	0.2
GRANT, Darrien	8	0	0	0	2	0	2	0.2
TEAM	5	-32	0	0	0	0	-32	-6.4
Total	9	1972	2462	79	893	106	5512	612.4
Opponents	9	2234	1742	102	641	99	4818	535.3

2018 USF Football  
USF Overall Defensive Statistics (as of Nov 04, 2018)  
All games

##	Defensive Leaders	gp-gs	Tackles				Sacks no-yds	Pass defense			Fumbles		blkd	
			ua	a	tot	tfl/yds		int-yds	brup	qbh	rcv-yds	ff	kick	saf
2M	McGEE, Khalid	8-7	34	37	71	5.5-27	1.5-2	.	.	1	.	.	.	1
19	HOGGINS, Ronnie	9-9	36	16	52	2.0-2	0.5-1	1-2	5	.	.	.	.	.
24	ROBERTS, Nick	9-7	39	11	50	1.0-3	.	2-61	1	.	.	.	.	.
4	REAVES, Greg	9-9	20	29	49	5.5-14	0.5-4	.	.	.	.	.	.	.
54	SAWTELLE, Nico	6-6	20	22	42	7.5-25	2.0-14	1-22	1	1	1-0	.	.	.
94	LIVINGSTONE, K	9-8	23	18	41	6.5-19	3.0-12	.	.	3	.	1	.	.
55	BLACK, Josh	9-5	18	22	40	8.5-32	5.0-25	.	.	.	.	2	.	.
18	THOMAS, Jaymon	9-4	22	15	37	1.5-4	.	1-0	.	.	.	.	.	.
23	WILKINS, Mazzi	9-8	28	9	37	1.5-7	.	.	6	.	1-0	.	.	.
2L	LaPOINTE, Mekhi	8-4	21	11	32	2.0-5	.	1-0	1	.	.	.	.	.
7	HAMPTON, Mike	9-7	24	7	31	2.0-10	1.0-7	2-15	11	.	.	.	.	.
90	KEGLER, Kevin	8-8	14	15	29	6.0-29	2.5-20	.	.	2	.	.	.	.
99	BRONSON, Kevin	9-6	11	18	29	3.5-10	0.5-2	.	.	1	.	.	2	.
20	SANDERS, B	9-2	13	12	25	0.5-1	.	.	.	.	.	1	.	.
93	BARBER, Tyrone	9-1	10	8	18	2.0-11	2.0-11	.	.	1	.	.	.	.
1B	BOYLES, Dwayne	8-2	9	8	17	1.0-4	.	.	1	.	1-0	.	.	.
15	JACKSON, Vincen	9-1	6	9	15	0.5-1	0.5-1	1-6	.	.	.	.	.	.
14	DAVIS, Vincent	9-3	12	2	14	0.5-1	.	.	1	.	1-12	2	.	.
56	BROWN, Juwuan	9-1	7	5	12	6.5-23	3.0-18	.	1	1	2-0	.	.	.
96	PINKNEY, Kelvin	7-2	5	7	12	1.5-6	.	.	.	.	.	.	.	.
95	BOYCE, Brandon	2-0	5	7	12	1.0-2	.	.	.	1	.	.	.	.
59	MIMS, Andrew	8-0	4	3	7	.	.	.	.	.	.	.	.	.
27	CULPEPPER, N	2-0	2	3	5	.	.	.	.	.	.	.	.	.
44	GRIER, Tony	9-0	5	.	5	.	.	.	.	.	1-0	.	.	.
1	BARR, Chris	9-0	4	1	5	.	.	.	.	.	.	.	.	.
34	JOHNSON, K	5-0	2	2	4	.	.	.	.	.	.	.	.	.
33	SERIKI, Odunayo	5-0	4	.	4	.	.	.	.	.	.	.	.	.
91	YATES, Rashawn	5-1	2	2	4	1.5-10	1.0-10	.	.	.	.	.	.	.
28	SANDS, Trevon	7-1	2	1	3	.	.	.	.	.	.	.	.	.
30	FARRAR, Jeff	8-0	2	.	2	.	.	.	.	.	.	.	.	.
36	SUTTON, Davion	9-0	1	1	2	.	.	.	.	.	.	.	.	.
1P	PHILLIPS, J	6-0	2	.	2	.	.	.	.	.	.	.	.	.
89	WILCOX, Mitch	8-8	2	.	2	.	.	.	.	.	.	.	.	.
2	CRONKRITE, J	8-7	2	.	2	.	.	.	.	.	.	.	.	.
84	ST. FELIX, R	7-7	1	.	1	.	.	.	.	.	.	.	.	.
37	STONE, Jake	7-0	1	.	1	.	.	.	.	.	.	.	.	.
87	LLOYD, Fred	8-0	.	1	1	.	.	.	.	.	.	.	.	.
13	ANTOINE, Deange	9-0	1	.	1	.	.	.	.	.	.	.	1	.
49	DENEEN, Ian	9-0	1	.	1	.	.	.	.	.	.	.	.	.
22	BELL, Duran	1-0	1	.	1	.	.	.	.	.	.	.	.	.
82	ROLAND, Zion	6-0	.	1	1	.	.	.	.	.	.	.	.	.
92	PRICE, Marquies	2-0	1	.	1	.	.	.	.	.	.	.	.	.
Total		9	417	303	720	68-246	23-127	9-106	28	11	7-12	6	3	1
Opponents		9	406	241	647	54-179	24-108	9-99	34	7	6-0	6	3	.

2018 USF Football  
USF Team Game-by-Game (as of Nov 04, 2018)  
All games

TEAM STATISTICS

		Rushing				Receiving				Passing				Kick Returns				Punt Returns				tot		
Date	Opponent	no.	yds	td	lg	no.	yds	td	lg	cmp	att	int	yds	td	lg	no.	yds	td	lg	no.	yds	td	lg	off
Sep 01	ELON	38	148	1	18	29	367	3	52	29	46	0	367	3	52	3	44	0	18	3	37	0	19	515
Sep 08	GEORGIA TECH	43	219	3	22	21	207	2	24	21	31	1	207	2	24	6	266	2	98	1	0	0	0	426
Sep 15	vs Illinois	44	215	1	24	23	411	2	55	23	40	2	411	2	55	0	0	0	0	2	19	0	18	626
Sep 22	ECU	32	115	2	80	12	181	1	66	12	20	0	181	1	66	1	20	0	20	0	0	0	0	296
Oct 06	at UMass	41	365	5	77	17	209	1	72	17	24	1	209	1	72	4	114	0	64	1	17	0	17	574
Oct 12	at Tulsa	47	250	3	66	17	237	0	45	17	40	1	237	0	45	1	17	0	17	4	13	0	9	487
Oct 20	UCONN	37	346	4	78	20	265	1	75	20	28	2	265	1	75	5	140	0	69	2	-8	0	0	611
Oct 27	at Houston	42	204	3	32	26	263	1	39	26	39	1	263	1	39	8	214	0	41	1	1	0	1	467
Nov 03	TULANE	33	110	2	39	29	322	0	32	29	49	1	322	0	32	5	78	0	28	2	0	0	0	432
		357	1972	24	80	194	2462	11	75	194	317	9	2462	11	75	33	893	2	98	16	79	0	19	4434
Opponents		435	2234	23	73	138	1742	12	81	138	256	9	1742	12	81	34	641	0	38	14	102	0	19	3976

Games: 9 • Avg/rush: 5.5 • Avg/catch: 12.7 • Pass effic: 132.21 • KR avg: 27.1 • PR avg: 4.9 • All purpose avg/game: 612.4 • Total offense avg/gm: 492.7

Date	Opponent	Tackles				Sacks no-yds	Fumble		Pass Defense			blkd kick	PAT Attempts			off		
		ua	a	total	tfl-yds		ff	fr-yds	int-yds	qbh	brup		kick	rush	rcv	saf	t/o	pts
Sep 01	ELON	39	38	77	12.0-37	3.0-17	1	0-0	2-21	0	2	0	4-4	0	0	0	14	34
Sep 08	GEORGIA TECH	48	36	84	6.0-16	2.0-10	1	1-0	2-24	0	2	0	7-7	0	0	0	14	49
Sep 15	vs Illinois	48	36	84	11.0-65	5.0-34	0	1-0	0-0	3	3	0	2-2	0	1	0	0	25
Sep 22	ECU	53	36	89	5.0-17	1.0-6	0	0-0	1-0	0	8	1	2-3	0	0	0	0	20
Oct 06	at UMass	54	26	80	8.0-35	5.0-27	3	4-12	1-0	0	2	0	7-7	0	0	0	28	58
Oct 12	at Tulsa	35	42	77	11.0-30	3.0-10	0	0-0	0-0	1	4	0	1-2	0	0	0	0	25
Oct 20	UConn	46	29	75	3.0-16	2.0-15	0	0-0	1-61	2	4	1	5-5	0	0	0	7	38
Oct 27	at Houston	50	32	82	9.0-20	1.0-2	0	0-0	2-0	5	2	0	4-4	0	0	1	7	36
Nov 03	TULANE	44	28	72	3.0-10	1.0-6	1	1-0	0-0	0	1	1	0-1	0	0	0	0	15
		417	303	720	68.0-246	23.0-127	6	7-12	9-106	11	28	3	32-35	0	1	1	70	300
Opponents		406	241	647	54.0-179	24.0-112	6	6-0	9-99	7	34	3	33-34	0	1	0	50	278

		Punting									Field Goals			Kickoffs				
Date	Opponent	no.	yds	avg	long	blkd	tb	fc	50+	i20	md-att	long	blkd	no.	yds	avg	tb	ob
Sep 01	ELON	4	147	36.8	49	0	0	1	0	2	2-2	41	0	7	399	57.0	1	0
Sep 08	GEORGIA TECH	3	116	38.7	44	0	1	1	0	1	0-0	0	0	8	468	58.5	2	0
Sep 15	vs Illinois	5	181	36.2	41	0	2	0	0	1	1-3	26	0	5	251	50.2	1	2
Sep 22	ECU	9	443	49.2	72	0	2	3	3	2	0-0	0	0	4	231	57.8	0	0
Oct 06	at UMass	4	192	48.0	59	0	1	0	1	1	3-3	38	0	11	636	57.8	1	1
Oct 12	at Tulsa	7	288	41.1	54	0	1	1	2	2	2-2	22	0	6	332	55.3	1	1
Oct 20	UCONN	3	131	43.7	54	0	1	2	1	1	1-2	30	0	7	406	58.0	3	0
Oct 27	at Houston	5	236	47.2	62	0	1	2	2	2	2-2	25	0	7	293	41.9	0	0
Nov 03	TULANE	5	211	42.2	50	0	0	0	1	0	1-1	27	0	3	135	45.0	0	0
		45	1945	43.2	72	0	9	10	10	12	12-15	41	0	58	3151	54.3	9	4
Opponents		50	2130	42.6	66	1	4	14	13	14	11-12	53	1	53	3158	59.6	18	2



2018 USF Football  
USF Opponent Game-by-Game (as of Nov 04, 2018)  
All games

OPPONENT STATISTICS

		Rushing				Receiving				Passing				Kick Returns				Punt Returns				tot		
Date	Opponent	no.	yds	td	lg	no.	yds	td	lg	cmp	att	int	yds	td	lg	no.	yds	td	lg	no.	yds	td	lg	off
Sep 01	ELON	49	192	2	25	6	42	0	14	6-12-2	42	0	14			5	103	0	30	1	1	0	1	234
Sep 08	GEORGIA TECH	57	419	4	46	9	183	1	81	9-18-2	183	1	81			6	134	0	38	1	11	0	11	602
Sep 15	vs Illinois	48	212	1	43	20	168	0	32	20-31-0	168	0	32			1	23	0	23	0	0	0	0	380
Sep 22	ECU	46	156	1	20	22	256	0	47	22-50-1	256	0	47			4	72	0	30	3	22	0	13	412
Oct 06	at UMass	34	85	1	20	33	401	5	53	33-52-1	401	5	53			9	168	0	26	2	19	0	19	486
Oct 12	at Tulsa	49	220	2	47	6	79	1	28	6-21-0	79	1	28			3	42	0	15	2	3	0	3	299
Oct 20	UCONN	51	322	4	34	10	133	0	36	10-21-1	133	0	36			4	66	0	20	0	0	0	0	455
Oct 27	at Houston	49	263	3	47	28	419	5	52	28-40-2	419	5	52			1	4	0	4	1	2	0	2	682
Nov 03	TULANE	52	365	5	73	4	61	0	39	4-11-0	61	0	39			1	29	0	29	4	44	0	18	426
		435	2234	23	73	138	1742	12	81	138-256-9	1742	12	81			34	641	0	38	14	102	0	19	3976
USF		357	1972	24	80	194	2462	11	75	194-317-9	2462	11	75			33	893	2	98	16	79	0	19	4434

Games: 9 • Avg/rush: 5.1 • Avg/catch: 12.6 • Pass effic: 119.50 • KR avg: 18.9 • PR avg: 7.3 • All purpose avg/game: 535.3 • Total offense avg/gm: 441.8

Date	Opponent	Tackles				Sacks no-yds	Fumble		Pass Defense			blkd kick	PAT Attempts			off		
		ua	a	total	tfl-yds		ff	fr-yds	int-yds	qbh	brup		kick	rush	rcv	saf	t/o	pts
Sep 01	ELON	55	27	82	8.0-21	2.0-9	0	0-0	0-0	0	4	0	2-2	0	0	0	0	14
Sep 08	GEORGIA TECH	49	24	73	5.0-17	2.0-10	0	0-0	1-0	0	2	0	5-5	0	0	0	3	38
Sep 15	vs Illinois	52	24	76	4.0-14	1.0-7	1	0-0	2-34	1	6	0	1-1	0	0	0	6	19
Sep 22	ECU	31	16	47	7.0-35	6.0-31	1	1-0	0-0	0	4	1	1-1	0	0	0	3	13
Oct 06	at UMass	40	28	68	6.0-25	2.0-15	1	1-0	1-53	0	2	0	6-6	0	0	0	7	42
Oct 12	at Tulsa	33	52	85	5.0-14	3.0-9	0	0-0	1-0	6	6	1	3-3	0	0	0	0	24
Oct 20	UCONN	44	16	60	6.0-12	1.0-3	1	1-0	2-0	0	0	0	3-4	0	0	0	10	30
Oct 27	at Houston	53	32	85	6.0-16	2.0-10	2	1-0	1-0	0	7	0	7-7	0	1	0	7	57
Nov 03	TULANE	49	22	71	7.0-25	5.0-18	0	2-0	1-12	0	3	1	5-5	0	0	0	14	41
		406	241	647	54.0-179	24.0-112	6	6-0	9-99	7	34	3	33-34	0	1	0	50	278
USF		417	303	720	68.0-246	23.0-127	6	7-12	9-106	11	28	3	32-35	0	1	1	70	300

		Punting									Field Goals			Kickoffs				
Date	Opponent	no.	yds	avg	long	blkd	tb	fc	50+	i20	md-att	long	blkd	no.	yds	avg	tb	ob
Sep 01	ELON	7	319	45.6	56	0	0	2	2	2	0-0	0	0	3	176	58.7	0	0
Sep 08	GEORGIA TECH	2	72	36.0	62	0	0	0	1	0	1-1	35	0	7	404	57.7	1	0
Sep 15	vs Illinois	7	322	46.0	62	0	1	2	4	4	4-4	53	0	5	310	62.0	5	0
Sep 22	ECU	8	244	30.5	46	1	1	2	0	2	2-2	28	0	3	195	65.0	2	0
Oct 06	at UMass	5	189	37.8	45	0	0	3	0	1	0-0	0	0	6	352	58.7	1	1
Oct 12	at Tulsa	9	456	50.7	66	0	2	0	4	2	1-1	34	0	5	320	64.0	3	1
Oct 20	UCONN	6	281	46.8	58	0	0	2	2	3	1-1	38	0	6	323	53.8	1	0
Oct 27	at Houston	2	92	46.0	46	0	0	1	0	0	0-0	0	0	10	609	60.9	2	0
Nov 03	TULANE	4	155	38.8	43	0	0	2	0	0	2-3	38	1	8	469	58.6	3	0
		50	2130	42.6	66	1	4	14	13	14	11-12	53	1	53	3158	59.6	18	2
USF		45	1945	43.2	72	0	9	10	10	12	12-15	41	0	58	3151	54.3	9	4

2018 USF Football  
USF Game Superlatives (as of Nov 04, 2018)  
All games

INDIVIDUAL GAME HIGHS

Rushes	25	CRONKRITE, J at Tulsa (Oct 12, 2018)
Yards Rushing	302	CRONKRITE, J at UMass (Oct 06, 2018)
TD Rushes	3	CRONKRITE, J at UMass (Oct 06, 2018)
	3	FORD, Johnny vs UConn (Oct 20, 2018)
Long Rush	80	CRONKRITE, J vs ECU (Sep 22, 2018)
Pass attempts	49	BARNETT, Blake vs Tulane (Nov 03, 2018)
Pass completions	29	BARNETT, Blake vs Tulane (Nov 03, 2018)
Yards Passing	411	BARNETT, Blake vs Illinois (Sep 15, 2018)
TD Passes	3	BARNETT, Blake vs Elon (Sep 01, 2018)
Long Pass	75	BARNETT, Blake vs UConn (Oct 20, 2018)
Receptions	10	McCANTS, Tyre vs Georgia Tech (Sep 08, 2018)
Yards Receiving	143	ST. FELIX, R vs Elon (Sep 01, 2018)
TD Receptions	2	SALOMON, Darnel vs Illinois (Sep 15, 2018)
Long Reception	75	ST. FELIX, R vs UConn (Oct 20, 2018)
Field Goals	3	WEISS, Coby at UMass (Oct 06, 2018)
Long Field Goal	41	VIVONETTO, J vs Elon (Sep 01, 2018)
Punts	9	SCHNEIDER, T vs ECU (Sep 22, 2018)
Punting Avg	49.2	SCHNEIDER, T vs ECU (Sep 22, 2018)
Long Punt	72	SCHNEIDER, T vs ECU (Sep 22, 2018)
Punts inside 20	2	SCHNEIDER, T vs Elon (Sep 01, 2018)
	2	SCHNEIDER, T vs ECU (Sep 22, 2018)
	2	SCHNEIDER, T at Tulsa (Oct 12, 2018)
	2	SCHNEIDER, T at Houston (Oct 27, 2018)
Long Punt Return	19	McCANTS, Tyre vs Elon (Sep 01, 2018)
Long Kickoff Return	98	HORNE, Terrence vs Georgia Tech (Sep 08, 2018)
Tackles	14	McGEE, Khalid vs Illinois (Sep 15, 2018)
Sacks	2.0	BLACK, Josh at UMass (Oct 06, 2018)
Tackles For Loss	2.5	LIVINGSTONE, K vs Elon (Sep 01, 2018)
	2.5	SAWTELLE, Nico vs Elon (Sep 01, 2018)
Interceptions	1	HAMPTON, Mike vs Elon (Sep 01, 2018)
	1	JACKSON, Vincen vs Elon (Sep 01, 2018)
	1	HOGGINS, Ronnie vs Georgia Tech (Sep 08, 2018)
	1	SAWTELLE, Nico vs Georgia Tech (Sep 08, 2018)
	1	ROBERTS, Nick vs ECU (Sep 22, 2018)
	1	HAMPTON, Mike at UMass (Oct 06, 2018)
	1	ROBERTS, Nick vs UConn (Oct 20, 2018)
	1	LaPOINTE, Mekhi at Houston (Oct 27, 2018)
	1	THOMAS, Jaymon at Houston (Oct 27, 2018)

2018 USF Football  
USF Game Superlatives (as of Nov 04, 2018)  
All games

TEAM GAME HIGHS

Rushes	47	at Tulsa (Oct 12, 2018)
Yards Rushing	365	at UMass (Oct 06, 2018)
Yards Per Rush	9.4	vs UConn (Oct 20, 2018)
TD Rushes	5	at UMass (Oct 06, 2018)
Pass attempts	49	vs Tulane (Nov 03, 2018)
Pass completions	29	vs Elon (Sep 01, 2018)
	29	vs Tulane (Nov 03, 2018)
Yards Passing	411	vs Illinois (Sep 15, 2018)
Yards Per Pass	10.3	vs Illinois (Sep 15, 2018)
TD Passes	3	vs Elon (Sep 01, 2018)
Total Plays	87	at Tulsa (Oct 12, 2018)
Total Offense	626	vs Illinois (Sep 15, 2018)
Yards Per Play	9.4	vs UConn (Oct 20, 2018)
Points	58	at UMass (Oct 06, 2018)
Sacks By	5	vs Illinois (Sep 15, 2018)
	5	at UMass (Oct 06, 2018)
First Downs	31	vs Illinois (Sep 15, 2018)
Penalties	14	vs Illinois (Sep 15, 2018)
Penalty Yards	123	vs Illinois (Sep 15, 2018)
Turnovers	3	vs UConn (Oct 20, 2018)
	3	vs Tulane (Nov 03, 2018)
Interceptions By	2	vs Elon (Sep 01, 2018)
	2	vs Georgia Tech (Sep 08, 2018)
	2	at Houston (Oct 27, 2018)
Punts	9	vs ECU (Sep 22, 2018)
Punting Avg	49.2	vs ECU (Sep 22, 2018)
Long Punt	72	vs ECU (Sep 22, 2018)
Punts inside 20	2	vs Elon (Sep 01, 2018)
	2	vs ECU (Sep 22, 2018)
	2	at Tulsa (Oct 12, 2018)
	2	at Houston (Oct 27, 2018)
Long Punt Return	19	vs Elon (Sep 01, 2018)

2018 USF Football  
USF Game Superlatives (as of Nov 04, 2018)  
All games

OPPONENT INDIVIDUAL GAME HIGHS

Rushes	28	BROOKS, S., at Tulsa (Oct 12, 2018)
	28	PINDELL, David, vs UConn (Oct 20, 2018)
Yards Rushing	197	PINDELL, David, vs UConn (Oct 20, 2018)
TD Rushes	3	OLIVER, T., vs Georgia Tech (Sep 08, 2018)
Long Rush	73	BRADWELL, D., vs Tulane (Nov 03, 2018)
Pass attempts	48	HERRING, Reid, vs ECU (Sep 22, 2018)
Pass completions	28	KING, D'Eriq, at Houston (Oct 27, 2018)
Yards Passing	419	KING, D'Eriq, at Houston (Oct 27, 2018)
TD Passes	5	KING, D'Eriq, at Houston (Oct 27, 2018)
Long Pass	81	MARSHALL, T., vs Georgia Tech (Sep 08, 2018)
Receptions	13	ISABELLA, Andy, at UMass (Oct 06, 2018)
Yards Receiving	191	ISABELLA, Andy, at UMass (Oct 06, 2018)
TD Receptions	2	STEVENSON, Marq, at Houston (Oct 27, 2018)
Long Reception	81	LYNCH, C., vs Georgia Tech (Sep 08, 2018)
Field Goals	4	McLaughlin, C., vs Illinois (Sep 15, 2018)
Long Field Goal	53	McLaughlin, C., vs Illinois (Sep 15, 2018)
Punts	9	BENNETT, T., at Tulsa (Oct 12, 2018)
Punting Avg	50.7	BENNETT, T., at Tulsa (Oct 12, 2018)
Long Punt	66	BENNETT, T., at Tulsa (Oct 12, 2018)
Punts inside 20	4	Hayes, Blake, vs Illinois (Sep 15, 2018)
Long Punt Return	19	ISABELLA, Andy, at UMass (Oct 06, 2018)
Long Kickoff Return	38	THOMAS, J., vs Georgia Tech (Sep 08, 2018)
Tackles	12	ADDO, Jarell, at UMass (Oct 06, 2018)
	12	EDMISTON, C., at Tulsa (Oct 12, 2018)
Sacks	2.0	CERGE-HENDERSON, vs Georgia Tech (Sep 08, 2018)
	2.0	HARVEY, Nate, vs ECU (Sep 22, 2018)
Tackles For Loss	3.0	CERGE-HENDERSON, vs Georgia Tech (Sep 08, 2018)
Interceptions	1	CARPENTER, T., vs Georgia Tech (Sep 08, 2018)
	1	Phillips, D., vs Illinois (Sep 15, 2018)
	1	Martin, J., vs Illinois (Sep 15, 2018)
	1	BARR, Bryton, at UMass (Oct 06, 2018)
	1	HILL, K., at Tulsa (Oct 12, 2018)
	1	FORTT, Omar, vs UConn (Oct 20, 2018)
	1	STERLING, Santa, vs UConn (Oct 20, 2018)
	1	WATKINS, Nick, at Houston (Oct 27, 2018)
	1	HARRIS, Zachery, vs Tulane (Nov 03, 2018)



2018 USF Football  
USF Game Superlatives (as of Nov 04, 2018)  
All games

OPPONENT TEAM GAME HIGHS

Rushes	57	vs Georgia Tech (Sep 08, 2018)
Yards Rushing	419	vs Georgia Tech (Sep 08, 2018)
Yards Per Rush	7.4	vs Georgia Tech (Sep 08, 2018)
TD Rushes	5	vs Tulane (Nov 03, 2018)
Pass attempts	52	at UMass (Oct 06, 2018)
Pass completions	33	at UMass (Oct 06, 2018)
Yards Passing	419	at Houston (Oct 27, 2018)
Yards Per Pass	10.5	at Houston (Oct 27, 2018)
TD Passes	5	at UMass (Oct 06, 2018)
	5	at Houston (Oct 27, 2018)
Total Plays	96	vs ECU (Sep 22, 2018)
Total Offense	682	at Houston (Oct 27, 2018)
Yards Per Play	8.0	vs Georgia Tech (Sep 08, 2018)
Points	57	at Houston (Oct 27, 2018)
Sacks By	6	vs ECU (Sep 22, 2018)
First Downs	35	at Houston (Oct 27, 2018)
Penalties	10	at Tulsa (Oct 12, 2018)
Penalty Yards	81	at Tulsa (Oct 12, 2018)
Turnovers	5	at UMass (Oct 06, 2018)
Interceptions By	2	vs Illinois (Sep 15, 2018)
	2	vs UConn (Oct 20, 2018)
Punts	9	at Tulsa (Oct 12, 2018)
Punting Avg	50.7	at Tulsa (Oct 12, 2018)
Long Punt	66	at Tulsa (Oct 12, 2018)
Punts inside 20	4	vs Illinois (Sep 15, 2018)
Long Punt Return	19	at UMass (Oct 06, 2018)

## USF Inside Opponent Red-Zone

## Opponents Inside USF Red-Zone

				Times	Times	Total		Rush	Pass	FGs	Failed to score inside RZ					
Date	Opponent	Score		In RZ	Scored	Pts	TDs	TDs	TDs	Made	FGA	Down	Int	Fumb	Half	Game
Sep 01, 2018	ELON	W	34-14	2	2	14	2	2	0	0	0	0	0	0	0	0
Sep 08, 2018	GEORGIA TECH	W	49-38	6	4	24	3	3	0	1	0	0	0	1	1	0
Sep 15, 2018	vs Illinois	W	25-19	2	1	3	0	0	0	1	0	0	0	0	1	0
Sep 22, 2018	ECU	W	20-13	3	3	13	1	1	0	2	0	0	0	0	0	0
Oct 06, 2018	at UMass	W	58-42	4	4	28	4	1	3	0	0	0	0	0	0	0
Oct 12, 2018	at Tulsa	W	25-24	4	4	24	3	2	1	1	0	0	0	0	0	0
Oct 20, 2018	UCONN	W	38-30	4	4	27	4	4	0	0	0	0	0	0	0	0
Oct 27, 2018	at Houston	L	36-57	3	2	14	2	1	1	0	0	0	0	0	1	0
Nov 03, 2018	TULANE	L	15-41	5	4	20	2	2	0	2	0	1	0	0	0	0
Totals				33	28	167	21	16	5	7	0	1	0	1	3	0
28 of 33 (84.8%)																

2018 USF Football  
USF By-Quarter Statistics (as of Nov 04, 2018)  
All games

3rd-Down Conversions

Date	Opponent	Score	Overall		1st Qtr		2nd Qtr		3rd Qtr		4th Qtr		Overtime	
Sep 01, 2018	ELON	W 34-14	11-19	57.9	0-1	0.0	5-7	71.4	4-7	57.1	2-4	50.0		
Sep 08, 2018	GEORGIA TECH	W 49-38	6-11	54.5	1-2	50.0	4-6	66.7	1-2	50.0	0-1	0.0		
Sep 15, 2018	vs Illinois	W 25-19	4-13	30.8	0-3	0.0	1-3	33.3	2-4	50.0	1-3	33.3		
Sep 22, 2018	ECU	W 20-13	3-13	23.1	2-3	66.7	0-3	0.0	1-4	25.0	0-3	0.0		
Oct 06, 2018	at UMass	W 58-42	5-13	38.5	0-2	0.0	2-5	40.0	2-3	66.7	1-3	33.3		
Oct 12, 2018	at Tulsa	W 25-24	10-20	50.0	2-5	40.0	2-6	33.3	1-3	33.3	5-6	83.3		
Oct 20, 2018	UCONN	W 38-30	4-11	36.4	0-2	0.0	2-4	50.0	0-2	0.0	2-3	66.7		
Oct 27, 2018	at Houston	L 36-57	9-16	56.2	3-6	50.0	4-5	80.0	1-4	25.0	1-1	100.0		
Nov 03, 2018	TULANE	L 15-41	4-15	26.7	0-3	0.0	0-3	0.0	3-6	50.0	1-3	33.3		
USF			56-131	42.7	8-27	29.6	20-42	47.6	15-35	42.9	13-27	48.1	0-0	0.0
Opponents			56-144	38.9	15-37	40.5	11-35	31.4	13-28	46.4	17-44	38.6	0-0	0.0

4th-Down Conversions

Date	Opponent	Score	Overall		1st Qtr		2nd Qtr		3rd Qtr		4th Qtr		Overtime	
Sep 01, 2018	ELON	W 34-14	2-2	100.0	0-0	0.0	1-1	100.0	1-1	100.0	0-0	0.0		
Sep 08, 2018	GEORGIA TECH	W 49-38	1-2	50.0	0-1	0.0	0-0	0.0	0-0	0.0	1-1	100.0		
Sep 15, 2018	vs Illinois	W 25-19	1-1	100.0	1-1	100.0	0-0	0.0	0-0	0.0	0-0	0.0		
Sep 22, 2018	ECU	W 20-13	0-0	0.0	0-0	0.0	0-0	0.0	0-0	0.0	0-0	0.0		
Oct 06, 2018	at UMass	W 58-42	1-1	100.0	0-0	0.0	0-0	0.0	1-1	100.0	0-0	0.0		
Oct 12, 2018	at Tulsa	W 25-24	0-1	0.0	0-0	0.0	0-1	0.0	0-0	0.0	0-0	0.0		
Oct 20, 2018	UCONN	W 38-30	0-0	0.0	0-0	0.0	0-0	0.0	0-0	0.0	0-0	0.0		
Oct 27, 2018	at Houston	L 36-57	0-0	0.0	0-0	0.0	0-0	0.0	0-0	0.0	0-0	0.0		
Nov 03, 2018	TULANE	L 15-41	2-4	50.0	0-0	0.0	0-1	0.0	1-1	100.0	1-2	50.0		
USF			7-11	63.6	1-2	50.0	1-3	33.3	3-3	100.0	2-3	66.7	0-0	0.0
Opponents			11-17	64.7	1-2	50.0	1-4	25.0	2-3	66.7	7-8	87.5	0-0	0.0

Time of Possession

Date	Opponent	Score	Overall		1st Qtr		2nd Qtr		3rd Qtr		4th Qtr		Overtime	
Sep 01, 2018	ELON	W 34-14	26:48		2:38		6:51		9:52		7:27			
Sep 08, 2018	GEORGIA TECH	W 49-38	24:28		4:50		8:55		4:26		6:17			
Sep 15, 2018	vs Illinois	W 25-19	27:20		6:00		7:51		8:38		4:51			
Sep 22, 2018	ECU	W 20-13	21:50		4:48		5:28		5:43		5:51			
Oct 06, 2018	at UMass	W 58-42	28:13		6:41		8:30		6:37		6:25			
Oct 12, 2018	at Tulsa	W 25-24	30:45		7:47		7:40		5:19		9:59			
Oct 20, 2018	UCONN	W 38-30	25:41		6:13		9:13		4:54		5:21			
Oct 27, 2018	at Houston	L 36-57	31:26		8:37		10:03		10:04		2:42			
Nov 03, 2018	TULANE	L 15-41	28:48		7:54		4:41		9:20		6:53			
USF			Total	245:19	55:28		69:12		64:53		55:46		0:00	
			Avg.	27:15	6:09		7:41		7:12		6:11		0:00	
Opponents			Total	294:41	79:32		65:48		70:07		79:14		0:00	
			Avg.	32:44	8:50		7:18		7:47		8:48		0:00	

2018 USF Football  
USF Games Played (as of Nov 04, 2018)  
All games

##	PLAYER	GP-GS	ELON	GT	ILL	ECU	UMASS	TLS	UCONN	HOU	TLN
6A	ANTOINE, Deange	9/-	XXX	XXX	XXX	XXX	XXX	XXX	XXX	XXX	XXX
78	ATTERBURY, Bill	9/9	START	START	START	START	START	START	START	START	START
93	BARBER, Tyrone	9/1	XXX	XXX	XXX	START	XXX	XXX	XXX	XXX	XXX
11	BARNETT, Blake	9/9	START	START	START	START	START	START	START	START	START
1	BARR, Chris	9/-	XXX	XXX	XXX	XXX	XXX	XXX	XXX	XXX	XXX
22	BELL, Duran	1/-	...	XXX	...	...	...	...	...	...	...
55	BLACK, Josh	9/5	XXX	START	START	XXX	XXX	XXX	START	START	START
95	BOYCE, Brandon	2/-	...	...	...	...	...	...	...	XXX	XXX
1B	BOYLES, Dwayne	8/2	XXX	...	XXX	XXX	XXX	XXX	XXX	START	START
99	BRONSON, Kevin	9/6	START	XXX	XXX	XXX	START	START	START	START	START
6	BRONSON, Ryshen	6/2	XXX	...	...	...	XXX	XXX	XXX	START	START
56	BROWN, Juwuan	9/1	XXX	START	XXX	XXX	XXX	XXX	XXX	XXX	XXX
88	CARTER, Chris	2/-	...	...	...	...	XXX	...	...	...	XXX
74	CECIL, Brad	7/3	XXX	XXX	XXX	XXX	...	...	START	START	START
86	CLERVEAUX, Stan	9/6	START	START	START	XXX	START	XXX	START	START	XXX
2	CRONKRITE, J	8/7	...	START	START	START	START	START	START	START	XXX
27	CULPEPPER, N	2/-	...	...	...	...	...	...	...	XXX	XXX
14	DAVIS, Vincent	9/3	XXX	XXX	START	XXX	XXX	START	XXX	XXX	START
49	DENEEN, Ian	9/-	XXX	XXX	XXX	XXX	XXX	XXX	XXX	XXX	XXX
43	DUBOSE, Deric	1/-	...	...	...	XXX	...	...	...	...	...
1D	DUKES, DeVontre	1/-	...	...	...	...	...	...	...	...	XXX
30	FARRAR, Jeff	8/-	XXX	XXX	XXX	XXX	XXX	XXX	XXX	XXX	...
2F	FORD, Johnny	7/1	XXX	...	...	XXX	XXX	XXX	XXX	XXX	START
50	GAINER, Chris	1/-	...	...	...	...	...	...	...	XXX	...
45	GRANT, Darrien	8/-	XXX	XXX	XXX	XXX	...	XXX	XXX	XXX	XXX
44	GRIER, Tony	9/-	XXX	XXX	XXX	XXX	XXX	XXX	XXX	XXX	XXX
7	HAMPTON, Mike	9/7	START	XXX	START	START	START	XXX	START	START	START
64	HARRIS, D	7/7	START	START	...	...	START	START	START	START	START
26	HELTON, Keyon	1/-	...	...	...	XXX	...	...	...	...	...
19	HOGGINS, Ronnie	9/9	START	START	START	START	START	START	START	START	START
80	HORNE, Terrence	3/-	XXX	XXX	XXX	...	...	...	...	...	...
15	JACKSON, Vincen	9/1	XXX	START	XXX	XXX	XXX	XXX	XXX	XXX	XXX
76	JENNINGS, D	9/3	XXX	XXX	XXX	XXX	START	START	START	XXX	XXX
34	JOHNSON, K	5/-	XXX	XXX	...	XXX	XXX	XXX	...	...	...
7K	KEAN, Brett	1/-	XXX	...	...	...	...	...	...	...	...
90	KEGLER, Kevin	8/8	START	START	START	START	START	START	START	START	...
2L	LaPOINTE, Mekhi	8/4	XXX	START	XXX	XXX	XXX	START	START	START	...
94	LIVINGSTONE, K	9/8	START	XXX	START	START	START	START	START	START	START
87	LLOYD, Fred	8/-	XXX	XXX	XXX	XXX	XXX	...	XXX	XXX	XXX
31	MACK, Elijah	3/-	XXX	XXX	XXX	...	...	...	...	...	...
75	MARCELLUS, J	1/-	...	XXX	...	...	...	...	...	...	...
85	MATHIS, Jacob	7/1	XXX	...	XXX	XXX	...	XXX	XXX	XXX	START
5M	MAYES, Eric	7/4	START	XXX	XXX	START	...	XXX	...	START	START
2C	McBRIDE, LaDar	1/-	...	...	...	XXX	...	...	...	...	...
8	McCANTS, Tyre	9/9	START	START	START	START	START	START	START	START	START
2M	McGEE, Khalid	8/7	START	START	START	START	START	START	START	XXX	...
59	MIMS, Andrew	8/-	...	XXX	XXX	XXX	XXX	XXX	XXX	XXX	XXX



2018 USF Football  
USF Games Played (as of Nov 04, 2018)  
All games

##	PLAYER	GP-GS	ELON	GT	ILL	ECU	UMASS	TLS	UCONN	HOU	TLN
77	NORMAN, Marcus	9/9	START	START	START	START	START	START	START	START	START
10	OLADOKUN, Chris	3/-	XXX	...	...	...	XXX	XXX	...	...	...
1P	PHILLIPS, J	6/-	XXX	...	...	...	XXX	XXX	XXX	XXX	XXX
96	PINKNEY, Kelvin	7/2	XXX	XXX	START	XXX	XXX	...	XXX	...	START
92	PRICE, Marquies	2/-	...	...	...	...	XXX	XXX	...	...	...
4	REAVES, Greg	9/9	START	START	START	START	START	START	START	START	START
67	ROBERSON, Hal	9/2	XXX	XXX	START	START	XXX	XXX	XXX	XXX	XXX
24	ROBERTS, Nick	9/7	XXX	XXX	START	START	START	START	START	START	START
82	ROLAND, Zion	6/-	XXX	...	...	...	XXX	XXX	XXX	XXX	XXX
70	SAINTERLING, S	1/-	XXX	...	...	...	...	...	...	...	...
3	SALOMON, Darnel	8/3	XXX	XXX	XXX	START	...	START	XXX	XXX	START
20	SANDERS, B	9/2	START	XXX	XXX	XXX	XXX	START	XXX	XXX	XXX
28	SANDS, Trevon	7/1	START	XXX	XXX	...	XXX	XXX	XXX	...	XXX
54	SAWTELLE, Nico	6/6	START	START	START	START	START	START	...	...	...
39	SCHNEIDER, T	9/-	XXX	XXX	XXX	XXX	XXX	XXX	XXX	XXX	XXX
33	SERIKI, Odunayo	5/-	...	...	...	...	XXX	XXX	XXX	XXX	XXX
40	SHEEHAN, Riley	1/-	...	XXX	...	...	...	...	...	...	...
21	SMALL, Dave	4/-	XXX	XXX	XXX	...	...	XXX	...	...	...
84	ST. FELIX, R	7/7	START	START	START	START	START	START	START	...	...
71	STAFFORD, J	2/-	...	...	...	...	XXX	XXX	...	...	...
37	STONE, Jake	7/-	...	...	XXX	XXX	XXX	XXX	XXX	XXX	XXX
36	SUTTON, Davion	9/-	XXX	XXX	XXX	XXX	XXX	XXX	XXX	XXX	XXX
18	THOMAS, Jaymon	9/4	START	START	XXX	START	START	XXX	XXX	XXX	XXX
17	TRINA, Kyle	2/-	XXX	XXX	...	...	...	...	...	...	...
42	VIVONETTO, J	2/-	XXX	...	...	XXX	...	...	...	...	...
72	WATSON, Ethan	1/-	XXX	...	...	...	...	...	...	...	...
2W	WEISS, Coby	8/-	...	XXX	XXX	XXX	XXX	XXX	XXX	XXX	XXX
52	WIGGS, Michael	7/6	START	START	START	START	START	START	...	...	XXX
89	WILCOX, Mitch	8/8	START	START	START	START	START	START	START	START	...
23	WILKINS, Mazzi	9/8	START	START	START	START	START	XXX	START	START	START
97	WILLIAMS, Armon	2/-	...	XXX	...	...	XXX	...	...	...	...
91	YATES, Rashawn	5/1	XXX	START	XXX	...	...	...	...	XXX	XXX



2017 USF FOOTBALL  
USF Individual Season/Career Statistics (as of Oct 29, 2018)  
All games

SEASON									CAREER									
Scoring	td	fg	PAT				dxp	saf	pts	td	fg	PAT				dxp	saf	pts
			kick	rush	rcv	pass						kick	rush	rcv	pass			
WEISS, Coby	-	9-12	28-30	-	-	-	-	-	55	-	9-12	28-30	-	-	-	-	-	55
CRONKRITE, J	7	-	-	-	-	-	-	-	42	7	-	-	-	-	-	-	-	42
FORD, Johnny	7	-	-	-	-	-	-	-	42	7	-	-	-	-	-	-	-	42
BARNETT, Blake	7	-	-	0-1	-	1-1	-	-	42	7	-	-	0-1	-	1-1	-	-	42
SALOMON, Darnel	4	-	-	-	-	-	-	-	24	9	-	-	-	-	-	-	-	54
HORNE, Terrence	3	-	-	-	-	-	-	-	18	3	-	-	-	-	-	-	-	18
ST.FELIX, R	2	-	-	-	1	-	-	-	14	2	-	-	-	1	-	-	-	14
McCANTS, Tyre	2	-	-	-	-	-	-	-	12	15	-	-	-	-	-	-	-	90
VIVONETTO, J	-	2-2	4-4	-	-	-	-	-	10	-	2-2	4-4	-	-	-	-	-	10
ANTOINE, Deange	1	-	-	-	-	-	-	-	6	2	-	-	-	-	-	-	-	12
WILCOX, Mitch	1	-	-	-	-	-	-	-	6	5	-	-	-	1	-	-	-	32
DAVIS, Vincent	1	-	-	-	-	-	-	-	6	1	-	-	-	-	-	-	-	6
BELL, Duran	1	-	-	-	-	-	-	-	6	1	-	-	-	-	-	-	-	6
McGEE, Khalid	-	-	-	-	-	-	-	1	2	-	-	-	-	-	-	-	1	2
Total	36	11-14	32-34	0-1	1	1-1	-	1	285									
Opponents	30	9-9	28-29	-	1	1-1	-	-	237									

Punt Returns	no.	yds	avg	td	lg	no.	yds	avg	td	lg
McCANTS, Tyre	11	67	6.1	0	19	12	67	5.6	0	19
FORD, Johnny	3	12	4.0	0	11	3	12	4.0	0	11
Total	14	79	5.6	0	19					
Opponents	10	58	5.8	0	19					

Kick Returns	no.	yds	avg	td	lg	no.	yds	avg	td	lg
SANDERS, B	7	199	28.4	0	41	7	199	28.4	0	41
ANTOINE, Deange	6	145	24.2	0	64	6	145	24.2	0	64
HORNE, Terrence	6	282	47.0	2	98	6	282	47.0	2	98
PHILLIPS, J	4	122	30.5	0	69	4	122	30.5	0	69
FORD, Johnny	3	65	21.7	0	32	3	65	21.7	0	32
GRANT, Darrien	1	2	2.0	0	2	1	2	2.0	0	2
SANDS, Trevon	1	0	0.0	0	0	1	0	0.0	0	0
Total	28	815	29.1	2	98					
Opponents	33	612	18.5	0	38					

Interceptions	no.	yds	avg	td	lg	no.	yds	avg	td	lg
ROBERTS, Nick	2	61	30.5	0	61	2	61	30.5	0	61
HAMPTON, Mike	2	15	7.5	0	15	2	15	7.5	0	15
THOMAS, Jaymon	1	0	0.0	0	0	2	18	9.0	0	18
LaPOINTE, Mekhi	1	0	0.0	0	0	1	0	0.0	0	0
JACKSON, Vincen	1	6	6.0	0	6	1	6	6.0	0	6
SAWTELLE, Nico	1	22	22.0	0	22	3	32	10.7	0	22
HOGGINS, Ronnie	1	2	2.0	0	2	7	20	2.9	0	12
Total	9	106	11.8	0	61					
Opponents	8	87	10.9	0	53					

Fumble Returns	no.	yds	avg	td	lg	no.	yds	avg	td	lg
SAWTELLE, Nico	1	0	0.0	0	0	3	0	0.0	0	0
DAVIS, Vincent	1	12	12.0	1	12	1	12	12.0	1	12
Total	2	12	6.0	1	12					
Opponents	2	0	0.0	0	0					

2017 USF FOOTBALL  
USF Individual Season/Career Statistics (as of Oct 29, 2018)  
All games

	SEASON								CAREER							
All Purpose	g	rush	rcv	pr	kr	ir	total	avg/g	g	rush	rcv	pr	kr	ir	total	avg/g
CRONKRITE, J	7	933	22	0	0	0	955	136.4	7	933	22	0	0	0	955	136.4
FORD, Johnny	6	462	39	12	65	0	578	96.3	6	462	39	12	65	0	578	96.3
McCANTS, Tyre	8	29	458	67	0	0	554	69.2	46	71	1692	67	212	0	2042	44.4
ST.FELIX, R	7	0	484	0	0	0	484	69.1	7	0	484	0	0	0	484	69.1
SALOMON, Darn	7	0	380	0	0	0	380	54.3	26	0	906	0	0	0	906	34.8
WILCOX, Mitch	8	0	378	0	0	0	378	47.2	33	0	814	0	62	0	876	26.5
HORNE, Terrenc	3	12	15	0	282	0	309	103.0	3	12	15	0	282	0	309	103.0
BARNETT, Blake	8	247	1	0	0	0	248	31.0	8	247	1	0	0	0	248	31.0
ANTOINE, Dean	8	6	68	0	145	0	219	27.4	24	78	260	0	145	0	483	20.1
SANDERS, B	8	0	0	0	199	0	199	24.9	9	0	0	0	199	0	199	22.1
PHILLIPS, J	5	2	60	0	122	0	184	36.8	13	2	73	0	122	0	197	15.2
BRONSON, Rys	5	0	102	0	0	0	102	20.4	39	6	633	0	0	0	639	16.4
CLERVEAUX, St	8	0	85	0	0	0	85	10.6	20	0	105	0	0	0	105	5.2
BELL, Duran	1	69	0	0	0	0	69	69.0	1	69	0	0	0	0	69	69.0
ROBERTS, Nick	8	0	0	0	0	61	61	7.6	8	0	0	0	0	61	61	7.6
MACK, Elijah	3	49	0	0	0	0	49	16.3	9	59	0	0	0	0	59	6.6
ROLAND, Zion	4	0	48	0	0	0	48	12.0	4	0	48	0	0	0	48	12.0
SANDS, Trevon	6	35	0	0	0	0	35	5.8	24	172	0	0	0	0	172	7.2
OLADOKUN, Chr	3	29	0	0	0	0	29	9.7	5	30	0	0	0	0	30	6.0
SAWTELLE, Nic	6	0	0	0	0	22	22	3.7	29	0	0	0	0	32	32	1.1
SMALL, Dave	3	21	0	0	0	0	21	7.0	3	21	0	0	0	0	21	7.0
HAMPTON, Mike	8	0	0	0	0	15	15	1.9	20	0	0	0	20	15	35	1.8
JACKSON, Vince	8	0	0	0	0	6	6	0.8	38	0	0	0	0	6	6	0.2
HOGGINS, Ronn	8	0	0	0	0	2	2	0.2	44	0	0	0	0	20	20	0.5
GRANT, Darrien	7	0	0	0	2	0	2	0.3	7	0	0	0	2	0	2	0.3
TEAM	5	-32	0	0	0	0	-32	-6.4								
Total	8	1862	2140	79	815	106	5002	625.2								
Opponents	8	1869	1681	58	612	87	4307	538.4								

Field Goals	att	good	long	blkd	att	good	long	blkd
WEISS, Coby	12	9	38	0	12	9	38	0
VIVONETTO, J	2	2	41	0	2	2	41	0
Total	14	11	41	0				
Opponents	9	9	53	0				

Punting	no.	yds	avg	lg	blk	no.	yds	avg	lg	blk
SCHNEIDER, T	37	1622	43.8	72	0	37	1622	43.8	72	0
STONE, Jake	3	112	37.3	41	0	3	112	37.3	41	0
Total	40	1734	43.3	72	0					
Opponents	46	1975	42.9	66	1					

Kickoffs	no.	yds	avg	tb	ob	no.	yds	avg	tb	ob
STONE, Jake	34	1868	54.9	6	2	34	1868	54.9	6	2
SCHNEIDER, T	21	1148	54.7	3	2	21	1148	54.7	3	2
Total	55	3016	54.8	9	4					
Opponents	45	2689	59.8	15	2					



## CAREER

[illegible]