



CINCINNATI FOOTBALL

UC ATHLETICS COMMUNICATIONS: RICHARD E. LINDNER CENTER // 2751 O'VARSITY WAY SUITE 860 CINCINNATI, OHIO 45221-0021 // GOBEARCATS.COM

2017 SCHEDULE (3-7, 1-5 American)

DATE	OPPONENT	TIME (ET)	TV
Aug. 31	AUSTIN PEAY	W, 26-14	ESPN3
Sept. 9	@ No. 8 Michigan	L, 36-14	ABC
Sept. 16	@ Miami (Ohio)	W, 21-17	FOX 19
Sept. 23	@ Navy *	L, 42-32	CBS SN
Sept. 30	MARSHALL	L, 38-21	ESPN3
Oct. 7	No. 25 UCF *	L, 51-23	ESPNU
Oct. 14	@ 18/15 USF *	L, 33-3	ESPNU
Oct. 21	SMU *	L, 31-28 (OT)	ESPNU
Nov. 4	@ Tulane *	W, 17-16	ESPN3
Nov. 10	TEMPLE *	L, 35-24	ESPN2
Nov. 18	@ ECU *	Noon	CBS SN
Nov. 25	UCONN *	TBA	

All times Eastern. Home games in **BOLD CAPS**, played at Nippert Stadium. * - American Athletic Conference game.

TV: CBS SPORTS NETWORK

- Play-by-Play Dave Ryan
- Analyst Corey Chavous
- Sideline Melanie Collins
- Online: CBSSports.com/CBS Sports App

RADIO: BEARCATS SPORTS NETWORK

- Play-by-Play Dan Hoard
- Analyst Jim Kelly Jr.
- Sideline Reporter Tony Pike
- Host/Engineer Chuck Ingram
- Local: 700 WLW AM
- Satellite: n/a
- Online: Tunein.com
- Mobile Apps: TuneIn

LIVE STATS: Cincinnati.StatBroadcast.com

TWITTER: #BEARCATS

- Official Accounts @GoBears | @GoBearsFB

MOBILE APP: CINCINNATI BEARCATS

Relaunched for the 2017 season, the Cincinnati Bearcats app for iPhone, iPad and Android devices offers fans a wide variety of information on the Bearcats - home and away. The free app is available in the App Store and Google Play.

CINCINNATI ATHLETICS COMMUNICATIONS

RYAN KOSLEN Assoc. AD/Football Contact
 Phone (O/C) 513-556-5186/513-497-3132
 Email: Ryan.Koslen@uc.edu
 Twitter: @Koz_UC

Web: GoBEARCATS.com
 Nippert Stadium Press Box: 513-556-1010



GAME 11: CINCINNATI AT ECU

NOV. 18, 2017 • NOON ET • GREENVILLE, N.C. • CBS SN • 700 WLW AM



CINCINNATI BEARCATS (3-7, 1-5 American)

Head Coach: Luke Fickell

Record at Cincinnati: 3-7 (First Year)

Overall Record: 9-14 (Second Year)

ECU PIRATES (2-8, 1-5 American)

Head Coach: Scottie Montgomery

Record at Temple: 5-16 (Second Year)

Overall Record: Same

GAME INFORMATION

Facility: Dowdy-Ficklen Stadium

Capacity/Surface: 50,000/Natural Grass

TV: CBS Sports Network

Radio: 700 WLW AM

Online: TuneIn.com

Series Record: ECU leads 12-8

At Greenville: ECU leads 7-3

Last Meeting: Oct. 22, 2016 - Cincinnati won 31-19

FOOTBALL PLAYS FINAL 2017 ROAD CONTEST AT ECU SATURDAY

- The University of Cincinnati football team hits the road for the final time during the 2017 regular season, traveling to Greenville, N.C. to face ECU on Saturday at noon inside Dowdy-Ficklen Stadium. The game will be televised by CBS Sports Network and air on 700 WLW AM. UC (3-7, 1-5 American) has won six-straight games against ECU (2-8, 1-5), including three in-a-row in Greenville.

THE SERIES

- The Bearcats and Pirates meet for the 20th time Saturday. UC has won six straight in the series but trails 12-8 overall. UC has won two of the last three games against ECU on go-ahead field goals, including one as time expired in Greenville in 2015.

THE COACHES

- LUKE FICKELL was named the 42nd Football Head Coach at the University of Cincinnati in December 2017. He took the reins of UC's program after spending 15 years at his alma mater, Ohio State. An 18-year coaching veteran at the FBS level, Fickell was a part of nine Big Ten Conference titles (seven as a coach, two as a player) and two national championship squads with 15 postseason games and 12 NFL Draft selections under his belt.
- SCOTTIE MONTGOMERY is 5-17 in his second season as ECU's head coach. Montgomery joined the Pirates after a three-year tenure at Duke where he served as the Blue Devils' assistant head coach, OC and QB coach. Prior to joining the Duke staff, the NFL veteran wideout spent three seasons on the Pittsburgh Steelers staff under former UC assistant coach Mike Tomlin.

STREAKS, STORYLINES, SIDEBARS ...

- The University of Cincinnati football team plays its 130th season in 2017. The program dates to 1885 and is one of the 10 oldest in major college football. UC has won a league title in five of the last 10 seasons and played in a bowl game nine times in the past 11 years.
- UC is one of 30 NCAA FBS teams with 100 wins since 2005. The Bearcats' .667 winning percentage since 2007 ranks among the Top-20 teams in the NCAA FBS, winning at least nine games seven times in the last 11 years.
- The Bearcats returned to Nippert Stadium in 2015 after a 20 month, \$86-million renovation and drew 222,578 fans in the first year back at Nippert Stadium, a single-season record average of 37,096. The Oct. 24, 2015 attendance of 40,124 was the largest in Nippert Stadium history. The previous stadium record was 40,101 set on Oct. 1 against Miami (Fla.).
- UC won back-to-back American Athletic Conference FB Team Academic Excellence Awards in 2015 & 2016.
- UC had 28 players take the field for the first time during the opening three games of the 2017 season.
- Almost sixty-nine percent of UC's roster (77 of 112) is made of up freshmen, RS freshmen and sophomores.
- The Bearcats started conference play with four of the top offenses in the league who shared a combined record of 27-7 while its last four foes of 2017 currently sit at 12-24.
- The Bearcats have found success against the American's best defensive units, setting season highs in nearly every offensive category at Navy, including 439 yards of total offense on what was then the No. 2 defense in the American. UCF entered its game against UC ranked No. 1 in the AAC in scoring defense and No. 2 in total defense and gave up a season-high 23 points and 396 yards of total offense to UC.
- UC's defense held USF, which entered the game as the No. 5 rushing offense in the country, to its lowest yards per rush total against an FBS opponent and its fewest offensive touchdowns (2) in 2017. SMU came in to Nippert Stadium averaging 43.8 points per game, the No. 6 scoring offense in the country and were held to their lowest point total of the 2017 season and almost 12 points below their season-scoring average.
- LB Jaylyn Minor had a game-high 16 tackles against Temple and surpassing the 100 tackle mark for the season.
- The Bearcats will finish below .500 in back-to-back years for the first time since 1998 and 1999.
- Cincinnati has had its three highest rushing totals of the season in its last three games, averaging 213.3 rushing ypg.
- UC matched a season high by forcing two turnovers against Temple with an INT by CB Marquese Taylor and a FF and FR by LB Tyrell Gilbert.
- UC has lost four consecutive games at Nippert Stadium for the first time since the 1998 campaign. The Bearcats are 49-19 (.721) on the home turf since 2007.

GET CONNECTED:

GoBears
GoBearsFootballGoBears
GoBearsFB / Coach FickGoBears
GoBearsFBgobearcats.com
bearcats_fb

MEDIA SCHEDULE - WEEK 11

MONDAY	13	TUESDAY	14	WEDNESDAY	15	THURSDAY	16	FRIDAY	17	SATURDAY	18	SUNDAY	19
American Teleconference 12 p.m. - Fickell on call		Press Conference 11:30-1 p.m. (Goin Team Room) 11:30 - Lunch 12:00 - Fickell After - Players		Radio Show 8 p.m. - Orig. Montgomery Inn.		No Availability		No Availability		Gameday UC at ECU Noon ET - CBS SN Postgame Coach Fickell available outside locker room. Players will follow Fickell.		No Availability	

ATHLETICS COMMUNICATIONS

The University of Cincinnati Athletics Communications Office is ready to assist you in every way possible to make the experience of covering UC Athletics productive and rewarding. For this reason, we have developed policies and procedures which will require cooperation on the part of the media. Not complying with these policies will result in the refusal of credentials/access.

Richard E. Lindner Center - Suite 860
2751 O'Varsity Way - Cincinnati, OH 45221-0021

SID Phone 513-556-5191
Fax 513-556-0619
Press Box Phone 513-556-1010
Website (University) GoBEARCATS.com

STAFF

Ryan Koslen Associate AD/Football Contact
513-497-3132 Ryan.Koslen@uc.edu
Andre Foushee Assistant AD
513-556-5182 Andre.Foushee@uc.edu
Alex Ryan Director
513-556-5191 Alex.Ryan@uc.edu
Carl Schmid Director, Digital Media
513-556-5191 Carl.Schmid@uc.edu
Mollie Radzinski Associate Director
513-556-0667 Mollie.Radzinski@uc.edu
Drew Weber Assistant Director
513-556-5145 Drew.Weber@uc.edu
Megan Coffey Video Contact
513-556-5004 Megan.Coffey@uc.edu

MEDIA CREDENTIALS

Requests for official working media credentials should be directed to the UC Athletics Communications Office. All requests should be received no later than noon, four days prior to the game. Visit the football page at GoBEARCATS.com to request credentials online. Season credentials will be available for pickup prior to the first game. No credentials will be mailed after Tuesday preceding the game. Thereafter, credentials may be picked up on gameday at the media will call located by gate 6.

PRESS BOX SERVICES

Complete stats, scoring summaries, running play-by-play, quickie stats and post-game notes and quotes are provided by the UC Athletics Communications Office. Pregame food service is available beginning approximately two hours prior to kickoff, while beverages are available throughout the contest. In addition, concession areas are available within the stadium confines. Complimentary wireless internet is available in the press box at Nippert Stadium. Members of the Communications staff will be available to assist you.

GOING GREEN

Starting with the 2010 season, the University of Cincinnati no longer prints media guides A record book/media supplement is available on the football page at www.GoBEARCATS.com.

ON THE WEB

Information on the University of Cincinnati football team is available at www.GoBEARCATS.com. To receive the UC updates via email, please send a request to Ryan Koslen (ryan.koslen@uc.edu). Information on the American Athletic Conference and all member institutions is also available through the league's web site at www.TheAmerican.org.

WEEKLY MEDIA LUNCHEON

UC holds a weekly media luncheon each Tuesday in the second floor Bob Goin Team Room of Richard E. Lindner Center. Lunch is served at 11:30 a.m., selected players are available for one-on-one interviews from 11:45-noon, and head coach Luke Fickell takes the podium at noon.

PRACTICES

During a typical Saturday game week, media may interview players and coaches immediately following practice on Tuesday. Practice is generally closed to the public. Anyone hoping to observe practice should contact UC Athletics Communications in advance. Failure to do so may result in an individual's removal from the venue. During regular-season practices, unless otherwise noted, still and television photographers will be allowed to shoot stretching and the first 20 minutes (four periods).

INTERNET POLICIES

Live updating of websites, blogs and social network feeds is not allowed during practices.

POSTGAME INTERVIEWS

The UC locker room will remain closed following all football games. Media should request players through UC Athletics Communications during the fourth quarter. Media will be allowed to enter the field (for home games) late in the fourth quarter but will not be allowed to conduct interviews with UC football players on the field (home or away). Only the originating television and radio networks will be allowed to conduct interviews on the field.

There will be a 10-15 minute cooling off period between the end of the game and start of the postgame interview sessions. Coach Fickell will address the media in the designated interview area following home games. Players will be brought into the interview area as soon as possible.

Postgame availability on the road will be determined on gameday. Please see football contact Ryan Koslen for details.

2017 QUICK FACTS

GENERAL INFORMATION

Location Cincinnati, OH 45221
Founded 1819
Enrollment 44,096
Conference American Athletic, East Division
Nickname Bearcats
Colors Red (PMS 186) & Black
Home Field Nippert Stadium
Surface/Capacity UBU Speed Series M6-M/40,000
President Neville G. Pinto, PhD
Director of Athletics Mike Bohn
Faculty Representative David M. Szymanski, PhD

HISTORY

First Year of Football 1885
All-Time Record 604-587-50
All-Time Bowl Record 8-9
Last Bowl 2015 Hawai'i
Last Bowl Opponent San Diego State (L, 42-7)

2017 TEAM INFORMATION

Basic Offense Multiple
Basic Defense Multiple
Letterwinners Returning/Lost 42/22
O | D | ST 16/9 | 23/7 | 2/1
Starters Returning/Lost 14/11
O | D | ST 6/5 | 6/5 | 2/1

2016 INFORMATION

Overall Record 4-8
Home/Road/Neutral 3-4/1-4/0-0
American Record/Finish 1-7/t-4 AAC East
Final Ranking n/a (AP) | n/a (USA Today)

COACHING STAFF

Head Coach Luke Fickell
Alma Mater Ohio State '97
Record at UC/Years 3-7/First
Career Record/Years 9-14/1
Football Office Phone (513) 556-4110
Twitter @CoachFick
Best time to reach coach Contact SID
Defensive Coordinator/LB Marcus Freeman
Offensive Coordinator/QB Mike Denbrock
Special Teams Coordinator/TE Doug Phillips
Assistant Coaches Ron Crook (OL), Gino Guidugli (RB),
Willie Martinez (CB), Joker Phillips (WR),
Jon Tenuta (S), Al Washington (DL)
Defensive GAs Bryan Murray, Will Richard
Offensive GAs Austen Bujnoch, Matt Roark
Quality Control Assts Chad Creamer (Def.), Mike Hartline (Off.)
Coaching Interns Andrew Bowen (ST), Pat Lambert (Def.)

collegepressbox.com
SINCE 2005 EVERYTHING BUT THE PRE-GAME MEAL

collegepressbox.com is the official media website for Division I football. Access and download weekly game notes, quotes, statistics, media guides, headshots, logos and more for each conference and its member schools. Login

information will be distributed to accredited media or you can apply for a password at collegepressbox.com/password.

gobearcats.com

EAST CAROLINA

NOVEMBER 18, 2017

GREENVILLE, N.C.



SERIES BUSINESS

Series Record	East Carolina leads 12-8
At Cincinnati	Tied 5-5
At Greenville	East Carolina leads 7-3
At Neutral Sites	-
Most UC points	54 (UC 54-46, 2014)
Most ECU points	56 (twice, 1987 & 1990)
Combined points	100 (UC 54-46, 2014)
Biggest UC win	37 (40-3, 2003)
Biggest ECU win	35 (49-14, 1988)
Current streak	Cincinnati - 6

Game-by-Game Breakdown

Year	Site	Score	Winner
1986	Greenville	32-19	ECU
1987	Greenville	56-28	ECU
1988	Cincinnati	49-14	ECU
1989	Cincinnati	21-14	ECU
1990	Greenville	56-32	ECU
1991	Cincinnati	30-19	ECU
1992	Greenville	42-21	ECU
1993	Cincinnati	34-14	UC
1994	Greenville	35-21	ECU
1995	Cincinnati	13-10	UC
1997	Greenville	14-7	ECU
1998	Cincinnati	24-21	ECU
1999	Greenville	48-34	ECU
2001	Cincinnati	28-26	ECU
2002	Greenville	42-26	UC
2003	Cincinnati	40-3	UC
2004	Greenville	24-19	UC
2014	Cincinnati	54-46	UC
2015	Greenville	19-16	UC
2016	Cincinnati	31-19	UC

ABOUT THE PIRATES

Head Coach: *Scottie Montgomery*

Record (Season at School): *5-17 (Second)*

Conference: *American*

2016 Record: *3-9 (1-7)*

2016 Postseason: *None*

Series History: *East Carolina leads 12-8*

Did You Know: *ECU returns 53 letterman from last season's team, which includes the return of 18 starters.*

► PLAYER TO WATCH

Linebacker Jordan Williams enters the 2017 season as a Fourth-Team Preseason All-American Athletic Conference selection by Athlon Sports. He is expected to earn a starting spot this season.

► 2017 SCHEDULE

9/2..... James Madison	10/21..... BYU
9/9..... at West Virginia	10/28..... at Houston
9/16..... Virginia Tech	11/4 at UConn
9/30..... South Fla.	11/11..... Tulane
10/7..... Temple	11/18..... Cincinnati
10/14..... at UCF	11/25..... at Memphis

KNOW YOUR BEARCATS

- The University of Cincinnati football team plays its 130th season in 2017. The program dates to 1885 and is one of the 10 oldest in major college football. UC has won a league title in five of the last 10 seasons and played in a bowl game nine times in the past 11 years.
- UC is one of 30 NCAA FBS teams with 100 wins since 2005. The Bearcats' .667 winning percentage since 2007 ranks among the Top-20 teams in the NCAA FBS, winning at least nine games seven times in the last 11 years.
- The Bearcats returned to Nippert Stadium in 2015 after a 20 month, \$86-million renovation and drew 222,578 fans in the first year back at Nippert Stadium, a single-season record average of 37,096. The Oct. 24, 2015 attendance of 40,124 was the largest in Nippert Stadium history. The previous stadium record was 40,101 set on Oct. 1 against Miami (Fla.).
- UC won back-to-back American Athletic Conference FB Team Academic Excellence Awards in 2015 & 2016.

NEW MAN IN CHARGE

- Luke Fickell takes over as Cincinnati's head coach in 2017.
- Fickell, a native of Columbus Ohio who has spent his entire coaching career in the state of Ohio, had served as the defensive coordinator at Ohio State from 2005-16, with the exception of the 2011 season, when he was the Buckeyes' head coach.

CONNECTIONS

- ECU DC Robert Prunty was on the UC staff from 2013-16 as associate head coach/defensive ends coach and co-defensive coordinator (2014-16).

A WORD ON THE SCHEDULE

- The Bearcats started conference play with four of the top offenses in the league who shared a combined record of 27-7 while its last four foes of 2017 currently sit at 12-24.
- UC's first four foes in the American, Navy, UCF, USF and SMU, rank as four of the Top-5 teams in the American Athletic Conference in total offense and all rank in the Top-18 of the NCAA FBS. Navy and USF rank No. 1 & No. 8, respectively, in the NCAA in rushing offense.

OH CAPTAIN, MY CAPTAIN

- RB Mike Boone, OL Korey Cunningham and LB Jaylyn Minor were elected as UC's 2017 team captains via a preseason team vote.

THE CENTURY MARK

- With his career-high 16 tackles against Temple, LB Jaylyn Minor broke the 100-tackles plateau for the first time in his career.
- Minor has double-digit stops in six games and is the 11th UC player to top 100 tackles since 2002.
- A native of Navasota, Texas, Minor has one of the more unique biographical notes as he grew up competing in the rodeo, taking part in calf roping and steer wrestling.

100-TACKLE SEASONS SINCE 2002

YEAR	NAME	UA	A	TOT
2017	Jaylyn Minor	53	50	103
2016	Eric Wilson	60	69	129
2015	Eric Wilson	51	55	106
2014	Jeff Luc	65	69	134
	Zach Edwards	67	54	121
	Nick Temple	67	46	113
2013	Greg Blair	48	58	106
2012	Greg Blair	68	70	138
2011	JK Schaffer	52	62	114
2010	JK Schaffer	67	44	111
2009	Andre Revels	45	64	109
	JK Schaffer	54	46	100
2004	Jamar Enzor	79	58	137
2002	Antwan Peek	50	50	100

TOTING THE MAIL

- Cincinnati has had its three highest rushing totals of the season in its last three games and have averaged 213.3 rushing yards per game in its last three contests.

GETTING THE BALL

- Cincinnati matched a season high by forcing two turnovers against Temple an interception by freshman CB Marquese Taylor and a forced fumble and recovery by LB Tyrell Gilbert.
- UC has 10 takeaways on the season.

CINCINNATI (3-7, 1-5 AAC East)

Team Statistics	UC	OPP
Points/Game	20.9	31.3
First Downs	200	218
Rushing/Game	134.9	201.9
Passing/Game	221.1	209.6
Total Offense/Game	356.0	411.5
Fumbles-Lost	12-7	13-6
Pen./Yds per Game	79/74.2	75/71.1
Time of Possession	27:15	31:15

INDIVIDUAL LEADERS

RUSHING	Att	Net	Avg	TD	YPG
Doaks	87	513	5.9	2	57.0
Boone	81	318	3.9	4	39.8

PASSING	C-A-I	Pct.	TD	YPG
Moore	205-368-7	55.7	15	217.6

RECEIVING	Rec	Yds	Avg	TD	YPG
Lewis	53	528	10.0	4	52.8
Gray	25	427	17.1	3	42.7

DEFENSE	U-A-TT	TFL	Int.	PBU
J. Minor	53-50-103	4.5	0	1
Young	47-39-86	8.5	0	2

ECU (2-8, 1-5 AAC East)

Team Statistics	ECU	OPP
Points/Game	23.8	45.0
First Downs	224	256
Rushing/Game	106.3	247.4
Passing/Game	300.0	306.5
Total Offense/Game	406.3	553.9
Fumbles-Lost	10-5	9-4
Pen./Yds per Game	65/57.7	75/75.3
Time of Possession	30:05	29:55

INDIVIDUAL LEADERS

RUSHING	Att	Net	Avg	TD	YPG
Howe	66	324	4.9	2	32.4
Pinnix	57	190	3.3	2	19.0

PASSING	C-A-I	Pct.	TD	YPG
Sirk	132-238-9	55.5	9	183.9

RECEIVING	Rec	Yds	Avg	TD	YPG
Grayson	57	876	15.4	6	87.6
Johnson	47	464	9.9	3	46.4

DEFENSE	U-A-TT	TFL	Int.	PBU
Williams	44-36-80	3.0	1	1
Wiggins	37-41-78	3.0	0	1

2017 NCAA TEAM RANKINGS

Category	UC	ECU
Total Offense	104	t-60
Rushing Offense	96	122
Passing Offense	75	18
Team Passing Efficiency	110	101
Scoring Offense	t-113	96
Total Defense	81	129
Rushing Defense	107	124
Passing Yards Allowed	48	128
Team Passing Effic. Def.	116	129
Scoring Defense	97	129
Turnover Margin	95	t-116
3rd Down Conversion Pct	67	t-59
4th Down Conversion Pct	t-31	51
3rd Down Conversion Pct Def.	88	129
4th Down Conversion Pct Def.	t-122	t-108
Red Zone Offense	117	109
Red Zone Defense	72	102
Net Punting	36	82
Punt Returns	71	129
Kickoff Returns	87	94
First Downs Offense	t-73	30
First Downs Defense	t-92	125
Fewest Penalties Per Game	t-118	t-81
Time of Possession	116	62

AMERICAN ATHLETIC CONFERENCE STANDINGS

EAST	AMERICAN		OVERALL					
SCHOOL	CONF	CPCT.	OVERALL	PCT.	HOME	AWAY	NEUTRAL	STREAK
UCF	5-0	1.000	8-0	1.000	4-0	4-0	0-0	W8
USF	4-1	0.800	8-1	0.889	4-1	4-0	0-0	W1
Temple	3-3	0.500	5-5	0.500	3-2	2-3	0-0	W2
UConn	2-3	0.400	3-6	0.333	2-4	1-2	0-0	L2
ECU	1-4	0.200	2-7	0.222	1-4	1-3	0-0	L1
Cincinnati	1-5	0.167	3-7	0.300	1-4	2-3	0-0	L1

WEST	AMERICAN		OVERALL					
SCHOOL	CONF	CPCT.	OVERALL	PCT.	HOME	AWAY	NEUTRAL	STREAK
Memphis	5-1	0.833	8-1	0.889	5-0	3-1	0-0	W5
Houston	4-2	0.667	6-3	0.667	3-2	3-1	0-0	W2
SMU	3-2	0.600	6-3	0.667	5-1	1-2	0-0	L1
Navy	3-3	0.500	5-3	0.625	3-1	2-2	0-0	L3
Tulane	1-4	0.200	3-6	0.333	3-2	0-4	0-0	L4
Tulsa	1-5	0.167	2-8	0.200	2-3	0-5	0-0	L3

NEED TO TURN THIS AROUND

- UC has lost four consecutive games at Nippert Stadium for the first time since the 1998 campaign.
- The Bearcats are 49-19 (.721) on the home turf since 2007.

CLIMBING THE CHARTS

- Mike Boone's third-quarter rushing touchdown was the 24th of his career. He is tied for 5th-most all-time with Reggie Taylor (1983-86)
- Boone's touchdown in the fourth quarter, a three-yard reception, was the first receiving touchdown of his career

UC CAREER RUSHING TDs

1.	37	DeMarco McCleskey	1998, 2000-02
2.	31	David Small	1991-93
3.	27	Isaiah Pead	2008-11
4.	25	Reggie Harrison	1971-73
5.	24	Reggie Taylor	1983-86
	24	Mike Boone	2014-

YELLOW, NOW PART OF OUR COLOR PALETTE

- UC has been whistled for 79 penalties on the season, an average of 74.2 penalty yards per game.
- The Bearcats season-low total was four flags at Michigan.
- UC has been tagged for six or more penalties nine times in 2017 and has hit double-digit flags three times.

START ME UP

- K Ryan Jones got UC on the board early at Tulane as the Bearcats converted a 25-yard field goal to cap a 10-play, 67-yard drive to lead 3-0. The field goal was set up by a 40-yard pass from QB Hayden Moore to WR JJ Pinckney.
- UC scored on the game's opening drive for the second-straight week after doing it only once in the previous seven games.

HERE COME THE YOUNGSTERS

- Freshman LB Jarell White has started the last two games and CB Marquese Taylor earned his first career start against Temple.

GOTTA KEEP THIS GUY GOING

- QB Hayden Moore connected with WR Devin Gray on a 39-yard TD pass early in the second quarter at Tulane to give UC a 10-7 lead.
- It was Gray's third TD of the year and eighth for his career and the second-straight game the duo had connected on a scoring play.

TOTING THE MAIL

- UC rushed for 208 yards at Tulane, its second-highest total of the season (249 vs. SMU) and second consecutive game topping the 200-yard mark.
- UC is 36-2 when rushing for 200 or more yards in a game since 2007.

SPARKPLUG

- RB Mike Boone gave UC a 17-13 lead at Tulane with a 5-yard TD run on UC's first drive of the third quarter.
- The TD was set up by a 33-yard pass from Moore to Geddis which gave UC a 1st and goal from the Tulane 5-yard line.
- The scamper was Boone's third of the season and 23rd of his career.
- It was the first TD for a UC running back in three games (Michael Warren II 27-yard TD vs. Marshall). Boone's TD gives him sole possession of sixth place on the UC career charts for rushing scores with 23.
- Boone was UC's leading receiver against the Green Wave, hauling in four catches for 34 yards.

HOT SAUCE

- UC had a season-best 456 yards of total offense at Tulane, its third 400-plus yard game of the season.
- UC's 7.4 yards per play was a season high while its 5.9 yards per rush tied a season high.
- UC did not give up a sack or a turnover in the game.

RUNNING THE CLOCK

- UC is 2-0 on the season when possessing the ball for 30 or more minutes in a game.
- The Bearcats held the ball for 30:01 against Tulane.

FINALLY OVER THE CENTURY MARK

- RB Gerrid Doaks rushed 17 times at Tulane for a career-best 149 yards, his first career 100-yard game.
- His 57-yard rush in the fourth quarter was a career long and ranks as UC's longest play from scrimmage in 2017.

NOTING THE DEFENSE IN NEW ORLEANS

- LB Perry Young led the Bearcats with 10 tackles in the game. He tied a career best with 3.0 tackles for a loss.
- DT Lyndon Johnson set a career best with six tackles and tied a career high with 1.0 tackles for a loss.
- UC's defensive line accounted for 24 tackles in the game.

GLANCING AT THE RECORD

	2017	STREAK	SINCE 2007
Overall	3-7	L1	89-50
Home	1-4	L4	49-19
Road	2-3	W1	35-26
Neutral	0-0	L3	5-5
Conference	1-5	L1	48-32
Home	0-3	L4	25-15
Road	1-2	W1	23-17
Non-Conference	2-2	L1	41-17
Home	1-1	L1	25-3
Road	1-1	W1	11-10
Neutral	0-0	L3	5-5

AROUND THE AMERICAN

THURSDAY, NOVEMBER 16

Tulsa at USF (8 p.m., ESPN)*

SATURDAY, NOVEMBER 18

UCF at Temple* (Noon, ESPNU)
 Cincinnati at ECU* (Noon, CBSSN)
 SMU at Memphis* (Noon, ESPNNews)
 Navy at Notre Dame (3:30 p.m., NBC)
 Houston at Tulane* (4 p.m., ESPNNews)
 UConn vs. Boston College I (7 p.m., CBSSN)

FRIDAY, NOVEMBER 24

USF at UCF* (ABC/ESPN Network)
 Navy at Houston* (ABC/ESPN Network)

SATURDAY, NOVEMBER 25

UConn at Cincinnati*
 ECU at Memphis*
 Temple at Tulsa*
 Tulane at SMU*

LISTING LISTS

UC FAMILY TIES

- This year's roster includes four Bearcats who followed in family footsteps to play for UC.

Brother Played at Cincinnati

Kevin Mouhon - Silverberry (DE, 2011-15)
 Rashad Medaris - Anthony McClung (WR, 2010-13)

Father Played at Cincinnati

Doug Bates - Doug (LB, 1989)
 Wilson Huber - Daryl (TE, 1985-88)

NFL FAMILY TIES

- Cincinnati boasts four players on the roster who had immediate family members play in the NFL.

UC Players w/NFL Ties

Coby Bryant - Brother Christian, Arizona, Cleveland (2015-17)
 Braxton Neal - Father Robert Jackson (Cincinnati 1981-88)
 RJ Potts - Father Roosevelt, Indy, Miami, Balt. (1993-98)
 Linden Stephens - Father Mac, Minn., NY Jets (1990-91)

BEARCATS IN THE PROS

NATIONAL FOOTBALL LEAGUE

Connor Barwin	Los Angeles Rams	LB
Deyshawn Bond (IR)	Indianapolis Colts	C
Tyreek Burwell	Indianapolis Colts	OL
Brent Celek	Philadelphia Eagles	TE
Parker Ehinger	Kansas City Chiefs	OL
Tion Green	Detroit Lions	RB
Johnny Holton	Oakland Raiders	WR
Kevin Huber	Cincinnati Bengals	P
John Hughes	New Orleans Saints	DT
Jason Kelce	Philadelphia Eagles	C
Travis Kelce	Kansas City Chiefs	TE
Chris Moore	Baltimore Ravens	WR
Justin Murray (PS)	Tampa Bay Buccaneers	OL
Mike Tyson (PS)	Seattle Seahawks	S
Eric Wilson	Minnesota Vikings	LB
Mike Windt	Los Angeles Chargers	LS
George Winn (IR)	Indianapolis Colts	RB
Derek Wolfe	Denver Broncos	DE

CANADIAN FOOTBALL LEAGUE

Kevin Brown	Ottawa RedBlacks	LB
Zach Collaros	Hamilton Tiger Cats	QB
Vidal Hazelton	Edmonton Eskimos	WR
Jeff Luc	Toronto Argonauts	DL

ALL THE NEWS THAT WOULDN'T FIT

HIGH TECH EQUIPMENT

- Cincinnati is one of a handful of teams to wear the Russell Athletic CarbonTek shoulder pad system. The pads are a collaboration between Russell Athletic and Boeing that uses excess carbon fiber from 787s.

PROTECT THIS HOUSE

- UC announced a long-term partnership with Under Armour, naming the global performance brand as the its official outfitter starting July 1, 2015.
- As part of the multi-year agreement, Under Armour will exclusively design and supply the footwear, apparel and equipment for training and gameday uniforms for each of UC's 19 men's and women's varsity athletic teams beginning in the 2015-16 season.

TAKE ME TO HIGHER GROUND

- For the past 19 years, the UC football has called the Higher Ground Conference and Retreat Center in West Harrison, Ind., its preseason training home.
- The 280-acre facility is located about 30 miles from campus and has served as the Bearcats training camp location since the lead up to the 1999 season.
- Among many amenities, Higher Ground features a pair of 100-yard artificial turf practice fields, including a new surface installed in 2017, ample living and meeting spaces and no distractions from football.

DOUBLE DUTY

- UC radio voice Dan Hoard also serves as the play-by-play man for the NFL's Cincinnati Bengals, joining Bill Hillgrove (Pittsburgh Panthers & Steelers) and Gene Deckerhoff (Florida State/Tampa Bay Buccaneers) as the only broadcasters in the country to handle radio play-by-play duties for both an NCAA FBS and NFL team.
- Michigan's Jim Brandstatter is the color analyst on both Wolverines and Detroit Lions broadcasts while ESPN's Dave Pasch (Arizona Cardinals) and Bob Wischusen (NY Jets) are NFL play-by-play voices.

QUICK LOOK BACK AT THE PONIES

- UC forced overtime with a touchdown and two-point conversion with 2:22 left in the fourth quarter, but the Bearcats turned the ball over on their OT possession after SMU had kicked a field goal.
- QB Hayden Moore engineered the 10-play, 75-yard drive which took 4:04 and ended on a 21-yard pass from Moore to WR Devin Gray. Moore and Gray connected on the ensuing 2-point play to knot things up at 28 apiece.

ON THE CUSP

- While the Bearcats sit at 3-7 on the season, UC has found success against the best teams in the conference.
- UC set season highs in nearly every category at Navy, including 439 yards of total offense on what was then the No. 2 defense in the AAC.
- UCF entered its game against UC ranked No. 1 in the AAC in scoring defense and No. 2 in total defense and gave up a season-high 23 points and 396 yards of total offense to UC.
- UC's defense held USF, which entered the game as the No. 5 rushing offense in the country, to its lowest yards per rush total against an FBS opponent and its fewest offensive touchdowns (2) in 2017.
- SMU came in to Nippert Stadium averaging 43.8 points per game, the No. 6 scoring offense in the country and were held to their lowest point total of the 2017 season and almost 12 points below their season-scoring average.
- The Bearcats held Tulane to 132 yards on the ground, its second-lowest total of the year. The Green Wave's rushing offense entered the game ranked No. 4 in the AAC averaging 248.0 yards per game.

THE MAN IN THE MIDDLE

- DT Lyndon Johnson made his first career start against SMU, had his first career sack and tied a career best with three tackles.

NIGHT SWIMMING

- If you're a fan of seeing the Bearcats play under the lights, you're in luck. Since 2007, UC has kicked off at 6 p.m. ET or later in 75 games or 54-percent of the time. Noon kickoffs rank second with 42 while 3:30 p.m. kicks have occurred 22 times.

LETS HOPE THIS IS A NEW TREND

- UC opened the SMU game with a nine-play, 75-yard drive capped by a Hayden Moore 3-yard TD run. It was the Bearcats first TD on an opening drive in 2017 and only its second score on an opening drive this season.

YOU GIVETH, STEPHENS TAKETH

- CB Linden Stephens hauled in his sixth career interception in the second quarter against SMU.
- It was the first INT for UC since Malik Clements' game-winning INT for a TD at Miami (OH) this year.

ANOTHER MOUHON DOING MOUHON THINGS

- DE Kevin Mouhon set a career-high with 10 tackles and a PBU against SMU.
- Mouhon's brother Silverberry was a standout DL for the Bearcats from 2012-15.

MOORE GIVING A LITTLE BIT OF EVERYTHING

- QB Hayden Moore finished the SMU game 22-of-35 for 189 yards, two TDs and an interception.
- Moore completed seven of his first 10 attempts, had TD passes of 21 and 18 yards to WR Devin Gray and WR Thomas Geddiss, respectively, and rushed 11 times for 52 yards and his third rushing TD of 2017.

BACK IN THE END ZONE AGAIN

- WR Thomas Geddiss' 18-yard TD reception against SMU was his second of the season and the first since the season-opener against Austin Peay. He finished with two receptions for 29 yards.

LEWIS TOPPING THE STAT SHEET

- WR Kahlil Lewis had a season-high 10 receptions for 72 yards against SMU, one off his career high of 11.
- It was his second career game with double-digit catches and first since hauling in 11 balls against ECU on Oct. 22, 2016.
- Lewis has a team-best 47 catches for 432 yards and 4 TDs in 2017.

IN OVERTIME

- The Bearcats are 6-8 all-time in overtime games, but have dropped four straight in OT and two-in-a-row at Nippert Stadium. UC's last overtime game was a 40-37 loss at Tulsa on Nov. 25, 2016 and the last OT game at home was prior to the Nippert Stadium renovation and expansion project, a 31-24 loss to Louisville on Dec. 5, 2013.

WRIGHT ON THE SHELF

- DE Bryan Wright missed the SMU game due to a shoulder injury.
- He started UC's first six games, recording 15 tackles and 2.5 TFLs.
- To replace him, DE Kevin Mouhon moved over from the other side and DT Cortez Broughton started at DE against SMU. Mouhon responded with a career-best 10 tackles while Broughton had a pair of stops and a PBU.

SELF-INFLICTED WOUNDS

- Entering the second quarter at USF, the score was knotted at 3-3, but UC trailed 23-3 at the half on the heels of 20 unanswered USF points, including a pick-six on an untimed down just before halftime.
- UC was whistled for a season-high 11 penalties against the Bulls.

GOING STREAKING

- UC is looking to snap a six-game losing streak overall and eight-game skid in conference play dating back to 2016.
- The Bearcats last started 2-6 in 1998 and had a six-game losing streak in conference play spanning the 1997-98 campaigns.
- UCF's 51 points were the most scored against the Bearcats since they lost at USF, 65-27, on Nov. 20, 2015 and the most in a loss at Nippert Stadium since falling 52-34 to Tulane on Sept. 5, 1998.

TRAIL BACK IN ACTION

- QB Ross Trail came in the game on UC's first drive of the fourth quarter at USF. It marked the first time in 2017 a QB other than Hayden Moore took a snap from under center, a span of 456 plays.

WEATHER DELAY

- With four seconds remaining in the third quarter against UCF, lightning in the area forced a 1:07 delay before the American Athletic Conference decided to call the game. All statistics were final as they stood when the game was called.

RUMBLING, TUMBLING, STUMBLING

- QB Hayden Moore had a career night on the ground against UCF as he rushed for a game and career-high 75 yards on 13 carries with a career-high-tying two touchdowns while also adding 278 yards on 23-of-40 passing with one touchdown and one interception.
- Moore tied his single-game rushing touchdown mark and bettered his previous best of 58 yards, both of which came on the road at Purdue last season (September 10).
- Through the air, Moore collected 278 yards on 23-of-40 passing with one touchdown and one interception.
- His throwing total was his second-highest of the season (381 at Navy) and his fourth game in a row with 211 yards or more through the air.

ATTENTION TRAINING

- UC went through a series of 6 a.m. workouts in January, a period called Attention Training.
- The workouts, which took place outside in the snow and mud, forced the Bearcats to focus on details and not let the little things slip through the cracks during strenuous training.
- The Bearcats did not wear UC-issued gear during the first week as players and coaches had to earn the C.

T.E.A.M.

- Simply put, HC Luke Fickell's mantra Together Everyone Achieves More is one of the guiding forces for the UC program.
- The phrase adorns the team's workouts shirts, Coach Fickell's gameday attire and a band worn by members of the team.

PEEKING AT THE SCHEDULE

- UC had a unique twist in its 2017 schedule, having to play four teams, Navy, Marshall, USF and SMU, coming off bye weeks before they faced the Bearcats.

YOUNG THUNDERCATS

- UC has true freshman contributing in all three phases of the game.
- RB Michael Warren II has seen extended time with the senior Mike Boone missing two games due to injury.
- WR Javan Hawes saw his first extended action of the season against Marshall and had three receptions for 37 yards and a score along with two kickoff returns for 39 yards.
- Defensively, LB Jarell White has played in all 10 games with 27 stops.
- P James Smith has averaged 40.6 yards per punt, dropping 17 kicks inside the 20-yard line.
- Coby Bryant, Darrick Forrest, Jaelen Greene, Hawes, Warren and White are regular contributors on the UC special teams units.

YOUTH OF THE NATION

- The true freshmen contributing is a piece of a larger story which reveals UC featuring an overall youth movement on its 2017 roster.
- Seventy seven of the 112 players (69%) on the Bearcats roster are true freshmen, redshirt freshmen and sophomores.
- UC had 28 players take the field for the first time during the opening three games of the 2017 season.

LOCAL FLAVOR ON O-LINE

- The interior of UC's offensive line features three local players who are former walk-ons in Garrett Campbell (St. Xavier), David Niehaus (Colerain) and Will Steur (Madeira).

QUITE A TRANSFORMATION

- LT Korey Cunningham has come a long way since his arrival at UC, going from a 225 lb TE as a freshman to a 318 lb OL as a senior.

DON'T CALL IT A COMEBACK

- UC's 11-point comeback in the fourth quarter at Miami is the biggest since a 14-point fourth-quarter come-from-behind win at Pittsburgh on Dec. 5, 2009. In that game, UC trailed 38-24 with 12:26 left in the game and won 45-44.

DON'T CALL IT A COMEBACK

- UC trailed Miami 17-6 with 4:45 to go and scored 15 unanswered points to win 21-17. It was the Bearcats second-straight come-from-behind win in the series as UC was down to the RedHawks 20-17 heading into the fourth quarter a year ago before winning 27-20.
- The 11-point comeback in the 4th quarter is UC's biggest since a 14-point come-from-behind win at Pittsburgh on Dec. 5, 2009. UC trailed the Panthers 38-24 with 12:26 left and won 45-44.

CAN I GRADUATE?

- UC ranks second in the NCAA FBS with 14 players on the roster in possession of undergraduate degrees.
- Among FBS schools, only Northwestern (18) has more, according to figures provided by the National Football Foundation. Coastal Carolina also has 14.
- The UC players with degrees are: Kendall Calhoun, Tyler Cogswell, Grant Coleman, Korey Cunningham, Andrew Gantz, Carter Jacobs, Lyndon Johnson, Jaylyin Minor, Chris Murphy, David Niehaus, Josh Pasley, Will Steur, Jon Vincent and Mark Wilson.

SITTING OUT 2017

- UC has three Division I transfers sitting out the 2017 season due to NCAA regulations in CB TJ Johnson (Penn State), DE Ethan Tucky (Boston College) and TE Garrett Weaver (Mt. St. Joseph). They will become eligible to play in the fall of 2018.

THE STAFF HAS SEEN THIS BEFORE

- HC Luke Fickell, an 18-year veteran of the coaching ranks, put together a veteran, experienced staff when he took the reins at the UC with 221 years of on-field experience at all levels of football.
- S coach Jon Tenuta (36), CB coach Willie Martinez and OC/QB coach Mike Denbrock (31) have 30+ years of experience while WR coach Joker Phillips (29), OL coach Ron Crook (28) and STC/TE coach Doug Phillips (21) have 20+ years in.
- DL coach Al Washington has coached for over a decade 11 and DC/LB Marcus Freeman (8) and RB coach Gino Guidugli (7) joined the coaching ranks after professional playing careers.

FROM DOWN UNDER, WAY DOWN UNDER

- It's 9,683 miles from Wangaratta, Australia to Cincinnati, Ohio, the journey of a lifetime for freshman punter James Smith.
- Smith, who grew up playing Australian Rules FB, made his first appearance in UC's season opener against Austin Peay.
- The 23-year old freshman, a product of Proklick Australia, had six punts for 253 yards, a 42.2-yard average, including a long of 64 yards and three inside the opponent's 20-yard line.
- The 64-yard boot is the longest for a UC punter since Pat O'Donnell had a 65-yard boot against USF on Nov. 23, 2012.

FORMER WALK-ONS DOT ROSTER

- The 2017 edition of the Bearcats features eight players who came to UC as walk-ons and earned a scholarship through hard work and dedication, including CB Grant Coleman, OL Garrett Campbell, S Sheldon Doss, OL Morgan James, OL David Niehaus, WR JJ Pinckney, OL Will Steur and LS Jon Vincent.

TROUT NETS A LANDING SPOT AT UC

- OL Kyle Trout will be eligible to play this fall as a graduate transfer from Ohio State. Trout earned his degree in family resource management from OSU in three years and is a junior with two years left.
- Trout played in nine games for the Buckeyes in 2016, seeing action in eight straight to end the season, including the College Football Playoff game against Clemson.
- The Lancaster, Ohio native was a four-star recruit out of HS.

FINALLY BACK IN THE 513

- UC concluded a three-game road trip at Navy on Sept. 23 which featured trips to Michigan (Sept. 9) and Miami (OH) on Sept. 16.
- It has been 17 years since UC has played three-straight on the road with the 2000 Bearcats taking on Wisconsin, Indiana and Tulane in consecutive weeks.

FUTURE SCHEDULES**2018**

- » Sept. 1 - @ UCLA
- » Sept. 8 - MIAMI (OH)
- » Sept. 15 - ALABAMA A&M
- » Sept. 22 - OHIO

2019

- » Aug. 31 - UCLA
- » Sept. 7 - @ Ohio State
- » Sept. 14 - @ Miami (OH)
- » Sept. 28 - @ Marshall

POLLING DATA (AS OF 11/11/17)**Associated Press Top-25**

Rk.	Team	Rec	Pts
1	Alabama(56)	9-0	1520
2	Georgia(5)	9-0	1468
3	Notre Dame	8-1	1357
4	Clemson	8-1	1289
5	Oklahoma	8-1	1258
6	Wisconsin	9-0	1256
7	Miami	8-0	1220
8	TCU	8-1	1087
9	Washington	8-1	1061
10	Auburn	7-2	875
11	Ohio State	7-2	781
12	Oklahoma State	7-2	766
13	Michigan State	7-2	760
14	UCF	8-0	736
15	USC	8-2	718
16	Penn State	7-2	717
17	Virginia Tech	7-2	537
18	Mississippi State	7-2	464
19	Washington State	8-2	420
20	Memphis	8-1	376
21	Michigan	7-2	184
22	South Florida	8-1	177
23	West Virginia	6-3	163
24	Iowa State	6-3	155
25	Iowa	6-3	147

Amway Coaches Top-25

Rk.	Team	Rec	Pts
1	Alabama(64)	9-0	1624
2	Georgia(1)	9-0	1560
3	Wisconsin	9-0	1392
4	Clemson	8-1	1379
5	Notre Dame	8-1	1367
6	Miami	8-0	1326
7	Oklahoma	8-1	1314
8	Washington	8-1	1154
9	TCU	8-1	1143
10	Auburn	7-2	900
11	Ohio State	7-2	881
12	UCF	8-0	854
13	Penn State	7-2	817
14	USC	8-2	778
15	Oklahoma State	7-2	764
16	Michigan State	7-2	609
17	Virginia Tech	7-2	555
18	Mississippi State	7-2	462
19	Memphis	8-1	457
20	Washington State	8-2	376
21	South Florida	8-1	306
22	Michigan	7-2	261
23	Iowa State	6-3	150
24	NC State	6-3	149
25	LSU	6-3	136

NIPPERT STADIUM



ADDRESS: 2700 Bearcats Way, Cincinnati, Ohio 45221

CONSTRUCTED: 1915-1924 (Original); 1936 (renovation); 1954 (renovation); 2005 (renovation); 2015 (renovation)

CAPACITY: 40,000

Carson Field at Nippert Stadium has been the venerable home of the University of Cincinnati football team since 1901 and provides the Bearcats with one of the best home-field environments in college football.

The third-oldest NCAA FBS stadium entered a new era in 2015 following the completion of a 20-month, \$86-million, privately funded renovation and expansion project. The reopening of Nippert Stadium coincides with the 100th anniversary of the 1915 original construction of the facility.

UC has used the Nippert site as a playing field since 1901, making it the second-oldest playing site in the nation for college football behind Penn's Franklin Field (1895).

Among NCAA FBS schools, Nippert is the third-oldest stadium still in use, behind Bobby Dodd Stadium (Georgia Tech - 1913), Davis Wade Stadium (Mississippi State - 1914) and ahead of Ole Miss' Vaught-Hemingway Stadium (1915) and Wisconsin's Camp Randall Stadium (1917).

Through numerous renovations, the structure situated in the middle of the Clifton campus has retained its early-century brickwork, wrought-iron gates, and trim giving Nippert a comfortable old-time stadium charm and appeal, while remaining a classic showplace for college football.

Both east and west concourses were completely renovated and widened and fans will find new concession stands and restrooms throughout the stadium, including ADA accessible seating and facilities. Concession stands feature the usual stadium staples along with offerings from premium local vendors. Nearly 75 permanent point-of-sale concession locations are available on gamedays.

East-side patrons with seats in Herschede-Shank Pavilion will notice the skywalks connecting O'Varsity Way to the upper deck, allowing them to bypass the main concourse and have a quick and easy route to and from their seats. Electronic ribbon boards will be installed on the face of the press box and Herschede-Shank Pavilion. These feature statistics, graphics, out-of-town scores and more.

All the seating benches are covered by red and silver Perma-

Cap vinyl bleacher covers by Hussey Seating. The covering gives the bleachers a different look and includes a CPAW painted in the south end zone student section.

The most striking changes, however, sits five stories above the west concourse. At 105,000 square feet and 130 yards long, the five-story West Pavilion rises out of the stadium concourse in glass and angles which contain a host of new premium seating along with state-of-the-art press facilities.

The curvature of the facility matches that of Herschede-Shank Pavilion on the east side of the stadium and contains four levels; a press and operations level, suite level, scholarship club level, and patio suites mezzanine level. UC went from having nearly no premium seating options to the addition of 1,100 scholarship club seats and 53 indoor and outdoor suites of varying sizes. A skywalk connects Tangeman University Center to the West Pavilion with premium area customers able to access the facility on gameday from the other side of campus.

In addition, three new lighting poles were installed along with new lights on existing poles and on the roof facing of the press box. The stadium lighting averages 165 footcandles, a vast improvement over the previous number.

The 2015 project was the latest in a series of enhancements that began in 1916 when construction began on a permanent brick-and-concrete stadium structure, which was completed, section-by-section, as funds were raised. In 1936, the playing field was lowered 12 feet to allow spectator seating to increase to 24,000. The Reed Shank Pavilion was added in 1954 to bring the capacity to 28,000. In 1991, the capacity was upped to 35,000 through extending the upper deck, now called the Herschede-Shank Pavilion. In 2005, a permanent grandstand added new and improved seating and gameday locker rooms in the North end zone along with a new videoboard, doubling the previous display.

Artificial turf was first installed in 1970 and in 2000, the stadium became one of the first in the U.S. to utilize FieldTurf, a grass-like synthetic surface. Prior to the 2013 season, UBU Sports' Speed Series

S5-M synthetic turf system was installed as the playing surface at Nippert. The stadium's field orientation was shifted slightly north and west to even out the sideline areas and add a run-off area around the south end zone.

The stadium served as home for the Cincinnati Bengals, in 1968 and 1969, while their original permanent home at Riverfront Stadium was being constructed. It is currently the home field for FC Cincinnati, a professional soccer team in the United Soccer League.

The playing surface was widened and a new perimeter wall was constructed following the 2016 season, giving Nippert the ability to play host to international friendly matches on a FIFA regulation field.

A new LED video display was installed for the 2017 football season, called Lindner Family Vision thanks to a donation from the longtime Bearcats supporters. Nearly four times larger than the size of the existing active video display area, the new end zone display from Daktronics measures 31 feet high by 114 feet wide. The display is the same quality and model installed by the Cincinnati Reds in right field of Great American Ball Park prior to the 2015 MLB All-Star Game. It features a 13HD pixel layout for excellent image clarity, contrast, wide-angle visibility to ensure a great view from any seat within Nippert Stadium.

Nippert has also served as a venue for concerts by Britney Spears, Michael Jackson, NSYNC, Janet Jackson, KT Tunstall, The North Mississippi All-Stars, The Roots, the Cincinnati Opera Company and many more. Two US Presidents have spoken at the stadium. On Oct. 16, 1936, President Franklin Roosevelt, running for a second term, appeared at Nippert Stadium and spoke from an open car in the rain to a crowd estimated at 15,000 and on Nov. 2, 2008, President Barack Obama held a campaign rally at Nippert two days before the 2008 Presidential Election to an estimated 27,000 attendees.

USA Today named Nippert as the best home-field venue in the former BIG EAST Conference and ESPN's Scott Van Pelt cited Nippert as a "one of the gems of college football".



ARCH CARSON



JIMMY NIPPERT



WHAT'S IN A NAME?

- » During the season-ending clash with rival Miami (Ohio) in 1923, Jimmy Nippert sustained a spike wound injury and died a month later from blood poisoning. His grandfather, James N. Gamble of Procter and Gamble, provided the funds needed to complete the horseshoe-shaped structure, and the James Gamble Nippert Memorial Stadium was dedicated on Nov. 8, 1924.
- » The stadium's founder was Arch Carson, who as captain and principal organizer played a significant role in starting football on the UC campus in 1885. In 1901 as physical director of the university, Carson guided the construction of the field which was later named for him -- the playing surface is still called Carson Field.

TOP-10 CROWDS AT NIPPERT STADIUM

ATT	DATE	OPPONENT	RESULT
40,140	Oct. 24, 2015	UConn	W, 37-13*
40,101	Oct. 1, 2015	Miami (Fla.)	W, 34-23*
40,015	Sept. 15, 2016	Houston	L, 40-16*
39,095	Sept. 5, 2015	Alabama A&M	W, 52-10
38,112	Sept. 24, 2016	Miami (Ohio)	W, 27-20
38,112	Sept. 12, 2015	Temple	L, 34-26
36,007	Aug. 31, 2013	Purdue	W, 42-7*
35,106	Nov. 27, 2009	Illinois	W, 49-36*
35,105	Nov. 13, 2009	West Virginia	W, 24-21*
35,100	Nov. 7, 2009	UConn	W, 47-45*

*-Sellouts

ALPHABETICAL ROSTER

NO.	NAME	POS	HT	WT	CL	EX	HOMETOWN/HS/LAST SCHOOL	NO.	NAME	POS	HT	WT	CL	EX	HOMETOWN/HS/LAST SCHOOL
+ 10	Christian Angulo *	CB	6-2	194	So.	SQ	Tampa, Fla./East Bay	+ 17	Rashad Medaris * ^	WR	5-10	182	So.	TR	Indianapolis, Ind./Pike/Western Illinois
57	Cory Armstrong * ^	LS	6-1	233	Fr.	RS	Sagamore Hills, Ohio/Walsh Jesuit	46	Patrick Mileham ^	LB	6-3	225	Fr.	HS	Cincinnati, Ohio/Mariemont
39	Marcos Aull ^	S	6-1	185	Fr.	HS	West Chester, Ohio/Lakota West	33	Jaylyn Minor	LB	6-1	233	Sr.	2L	Navasota, Texas/Navasota/Tyler JC
45	DeMarco Baker ^	LB	6-3	215	Fr.	HS	Cincinnati, Ohio/Woodward	54	Keith Minor *	OL	6-4	293	Jr.	1L	Tyler, Texas/Chapel Hill
68	Doug Bates *	OL	6-4	267	Fr.	RS	Cincinnati, Ohio/Moeller	+ 8	Hayden Moore *	QB	6-3	215	Jr.	2L	Clay, Ala./Clay-Chalkville
+ 34	Kyle Bolden	LB	6-1	218	Fr.	HS	Cincinnati, Ohio/Colerain	48	Kevin Mouhon *	DE	6-1	244	Jr.	2L	Norcross, Ga./Norcross
5	Mike Boone	RB	5-10	205	Sr.	3L	Macclesney, Fla./Baker County	30	Chris Murphy *	S	5-11	196	Jr.	1L	Marietta, Ga./Lassiter/Arkansas
+ 24	Taylor Boose *	RB	6-0	207	So.	1L	Clifton, Va./Centreville	+ 37	Tre Murry ^	S	6-1	190	Fr.	HS	Warren, Ohio/Warren G. Harding
47	Landon Brazile *	DE	6-5	265	Jr.	2L	Dayton, Ohio/Thurgood Marshall	88	Braxton Neal ^	WR	6-3	193	So.	SQ	Cincinnati, Ohio/Lakota West
92	Curtis Brooks *	DT	6-3	288	Fr.	RS	Danville, Va./George Washington	66	David Niehaus *	OL	6-1	299	Sr.	2L	Cincinnati, Ohio/Colerain
96	Cortez Broughton *	DT	6-2	282	Jr.	2L	Warner Robins, Ga./Veterans	50	Norman Oglesby *	DT	5-11	290	So.	SQ	Indianapolis, Ind./Ben Davis
99	Marcus Brown *	DT	6-3	295	Fr.	RS	Naples, Fla./Lely	+ 34	Josh Pasley * ^	K	6-0	186	Sr.	1L	Lenexa, Kan./DeSoto/Highland CC
+ 25	Coby Bryant	S	6-1	185	Fr.	HS	Akron, Ohio/Glenville	84	Marcel Paul *	WR	6-1	197	Fr.	RS	Detroit, Mich./Cass Tech
60	Zach Bycznski *	OL	6-3	295	Fr.	RS	Berea, Ohio/Berea	86	Jack Peterson ^	WR	6-1	170	Fr.	HS	Northville, Mich./Northville
74	Kendall Calhoun *	OL	6-7	300	Sr.	SQ	Paducah, Ky./Tilghman/Lackawanna CC	11	Davin Pierce	CB	6-2	193	Sr.	1L	Orlando, Fla./Dr. Phillips/Blinn College
72	Garrett Campbell *	OL	6-6	301	Sr.	2L	Cincinnati, Ohio/St. Xavier	14	JJ Pinckney *	WR	6-3	210	Jr.	1L	Sylvania, Ohio/Southview
4	Malik Clements	S	6-0	210	Jr.	2L	Danville, Va./George Washington	43	Michael Pitts *	DE	6-2	260	Fr.	RS	Stone Mountain, Ga./Stephenson
+ 35	Trent Cloud	WR	6-1	198	Fr.	HS	Cleveland, Ohio/Bedford	93	Elijah Ponder *	DT	6-3	280	Fr.	RS	Atlanta, Ga./South Cobb
+ 18	Tyler Cogswell *	TE	6-5	248	Sr.	2L	Coral Springs, Fla./American Heritage	+ 17	RJ Potts	LB	6-3	223	Fr.	HS	Fishers, Ind./Fishers
13	Grant Coleman *	CB	6-0	192	Sr.	3L	Columbus, Ohio/Reynoldsburg	+ 9	Desmond Ridder	QB	6-4	205	Fr.	HS	Louisville, Ky./St. Xavier
44	Marquise Copeland	DT	6-3	290	Jr.	2L	Cleveland, Ohio/Bedford	58	Garrett Rigby * ^	K	6-2	182	Fr.	RS	Stow, Ohio/Stow-Munroe Falls
71	Korey Cunningham *	OL	6-6	305	Sr.	3L	Montevallo, Ala./Montevallo	+ 18	Josiah Robey ^	CB	5-10	170	Fr.	HS	Franklin, Ky./Franklin-Simpson
+ 31	Kyle Curtis * ^	LS	6-2	220	Sr.	SQ	Westerville, Ohio/South/John Carroll	70	Jakari Robinson	OL	6-2	290	Fr.	HS	Talladega, Ala./Munford
83	Josiah Deguara *	TE	6-3	235	So.	1L	Folsom, Calif./Folsom	26	Jerron Rollins	WR	6-2	208	So.	1L	Miami, Fla./Christopher Columbus
23	Gerrid Doaks *	RB	6-0	222	Fr.	RS	Indianapolis, Ind./Lawrence Central	+ 35	Ryan Royer ^	LB	5-11	200	Fr.	HS	Hilliard, Ohio/Davidson
36	Sheldon Doss *	S	6-1	207	So.	1L	Detroit, Mich./UD Jesuit	+ 15	JaQuay Savage	WR	6-3	229	Gr.	TR	Atlanta, Ga./Sandy Creek/Louisville
41	Joel Dublanko *	LB	6-3	232	Fr.	RS	Aberdeen, Wash./IMG Academy	94	Joe Schroer ^	DE	6-3	255	So.	TR	Cincinnati, Ohio/Elder/Ohio State
+ 89	Jake Elfers * ^	TE	6-4	240	Jr.	SQ	Cincinnati, Ohio/Loveland	+ 37	James Smith	P	6-5	220	Fr.	HS	Wangaratta, Australia
75	Chris Ferguson *	OL	6-5	305	Jr.	SQ	Nassau, Bahamas/Lake Nona	+ 31	Marquis Smith *	CB	5-10	188	Fr.	RS	Ypsilanti, Mich./Ypsilanti
51	Kimoni Fitz *	DE	6-3	255	Jr.	2L	Ringgold, Va./Dan River	+ 10	Jake Sopko *	QB	6-3	215	Fr.	RS	Avon, Ohio/Avon
+ 16	Darrick Forrest	S	6-0	196	Fr.	HS	Columbus, Ohio/Walnut Ridge	40	Ty Sponseller *	LB	6-3	223	Fr.	RS	Mason, Ohio/Mason
+ 16	Andrew Gantz *	K	5-9	185	Sr.	2L	Dayton, Ohio/Centerville	+ 89	Nick Staderman * ^	DE	6-1	257	Fr.	RS	Cincinnati, Ohio/McNicholas
62	Mason Garrison * ^	OL	6-5	296	So.	SQ	Cincinnati, Ohio/Oak Hills	49	Tyquan Statham *	LB	6-1	225	Fr.	RS	Gainesville, Ga./West Hall
85	Thomas Geddis	WR	6-1	185	So.	1L	Pompano Beach, Fla./Blanche Ely	+ 9	Linden Stephens	CB	6-0	193	Sr.	3L	Euclid, Ohio/Euclid/Fork Union Military
2	Tyrell Gilbert *	LB	6-1	205	Jr.	2L	Cincinnati, Ohio/Princeton	64	Will Steur *	OL	6-4	300	Sr.	1L	Cincinnati, Ohio/Madeira
27	Hunter Gillespie * ^	RB	5-11	210	Fr.	RS	Cincinnati, Ohio/Taylor	+ 15	Rashaad Stewart	CB	6-0	180	Fr.	HS	Clearwater, Fla./Central Catholic
21	Devin Gray	WR	6-1	192	Sr.	1L	Reno, Nev./Reed/Sierra College	+ 19	Tyrin Summers *	WR	5-9	183	Fr.	RS	Clewiston, Fla./Clewiston
+ 22	Jaalen Greene	RB	5-11	202	Fr.	HS	College Park, Ga./Sandy Creek	90	Jabari Taylor	DT	6-3	255	Fr.	HS	Akron, Ohio/Hoban
+ 24	Noah Hamlin	CB	6-0	170	Fr.	HS	Clairton, Pa./Clairton	29	Marquese Taylor	CB	5-11	180	Fr.	HS	Atlanta, Ga./Lovejoy
79	Drew Hartmann ^	OL	6-0	250	Fr.	HS	Noblesville, Ind./Noblesville	12	Ross Trail *	QB	6-3	225	So.	1L	Wynne, Ark./Wynne
7	Javan Hawes	WR	6-0	192	Fr.	HS	Atlanta, Ga./Sandy Creek	56	Kyle Trout	OL	6-6	310	Jr.	TR	Lancaster, Ohio/Lancaster/Ohio State
55	Alex Heil * ^	OL	6-2	280	So.	SQ	Wickliffe, Ohio/Benedictine	19	Ethan Tucky ^ #	DE	6-2	240	Fr.	TR	Delaware, Ohio/RB Hayes/Boston College
+ 86	Angelo Howze	DE	6-2	237	Fr.	HS	Fishers, Ind./Fishers	61	Jon Vincent *	LS	6-1	222	Sr.	1L	Loveland, Ohio/Loveland
82	Wilson Huber	TE	6-5	233	Fr.	HS	Indianapolis, Ind./Franklin Central	3	Michael Warren II	RB	5-10	212	Fr.	HS	Toledo, Ohio/Central Catholic
20	Carter Jacobs	S	6-1	205	Sr.	3L	Fort Lauderdale, Fla./American Heritage	81	Garrett Weaver ^ #	TE	6-3	227	Jr.	TR	Cincinnati, Ohio/Amelia/Mount St. Joseph
78	Morgan James *	OL	6-6	308	So.	1L	Highland, Mich./Lakeland	+ 8	Jarell White	LB	5-10	208	Fr.	HS	Cincinnati, Ohio/LaSalle
98	Lyndon Johnson *	DE	6-6	300	Sr.	1L	West Point, Miss./West Point/Holmes CC	+ 22	Collin Widecan * ^	S	5-10	185	Fr.	RS	Cincinnati, Ohio/Mariemont
12	TJ Johnson #	CB	6-2	185	Fr.	TR	Euclid, Ohio/Euclid/Penn State	32	James Wiggins *	S	5-11	205	Fr.	RS	Homestead, Fla./South Dade
97	Ryan Jones ^	P	5-10	187	So.	1L	New Castle, Ind./New Castle	56	Mark Wilson *	DE	6-3	255	Sr.	3L	Hampton, Va./Phoebe
+ 25	Casey Kirk ^	WR	5-10	188	Fr.	HS	Dublin, Ohio/Coffman	59	Zach Wood ^	LS	6-1	224	So.	TR	Williamsburg, Ohio/McNicholas/Marshall
30	Michael Kopaygorodsky ^	RB	6-0	220	Fr.	HS	Mason, Ohio/Mason	95	Bryan Wright *	DE	6-3	254	So.	1L	New Castle, Del./Jireh Prep
87	Bruno Labelle *	TE	6-4	240	Fr.	RS	Laval, Quebec/Collège Montmorency	73	Blake Yager	OL	6-5	292	So.	JC	Fort Wayne, Ind./Carroll/Iowa Western
65	Cody Lamb	OL	6-4	288	Fr.	HS	Miamisburg, Ohio/Miamisburg	38	Cameron Young ^	RB	6-0	195	Fr.	TR	Reynoldsburg, Ohio/Reynoldsburg
1	Kahlil Lewis	WR	6-0	195	Jr.	2L	Miami, Fla./Mirimar	6	Perry Young	LB	5-11	215	So.	1L	Birmingham, Ala./Spain Park
80	Malick Mbodj *	WR	6-4	210	Fr.	RS	Atlanta, Ga./Arabia Mountain								
77	Vincent McConnell	OT	6-6	278	Fr.	HS	Massillon, Ohio/Washington								
53	Tyler McGarr *	OL	6-4	295	So.	SQ	Hamilton, Ga./Harris County								

+-- Double Number; ^-- Walk-On; *- Has utilized redshirt year; #- Ineligible due to NCAA Transfer rules.

PRONUNCIATIONS

Cortez Broughton	braw-ton	Tyrell Gilbert	TIE-rel	Cameron Naber	nay-ber	Joe Schroer	shroer
Marquise Copeland	mar-KEES	Javan Hawes	jay-vin	David Niehaus	KNEE-house	Tyquan Statham	tie-quan STAY-thum
Josiah Deguara	duh-gah-rah	Michael Kopaygorodsky	co-pay-guh-rod-ski	John Pasley	paz-lee	Will Steur	stir
Joel Dublanko	do-BLAHN-ko	Malick Mbodj	moje	Davin Pierce	DAY-vin	Collin Widecan	wi-DUH-can
Kimoni Fitz	key-mah-nee	Kevin Mouhon	MOO-hon	Jerron Rollins	JUH-ron		

DEPTH CHART

OFFENSE						DEFENSE						SPECIAL TEAMS						
LT	71	Korey Cunningham	6-6	305	Sr.	DE	96	Cortez Broughton	6-2	282	Jr.	LS	61	Jon Vincent	6-1	222	Sr.	
	73	Blake Yager	6-5	292	So.		51	Kimoni Fitz	6-3	255	Jr.		59	Zach Wood	6-1	224	So.	
LG	72	Garrett Campbell	6-6	301	Sr.	DT	44	Marquise Copeland	6-3	290	Jr.	H	20	Carter Jacobs	6-1	205	Sr.	
	54	Keith Minor	6-4	293	Jr.		92	Curtis Brooks	6-3	288	Fr.		37	James Smith	6-5	220	Fr.	
C	66	David Niehaus	6-1	299	Sr.	DT	98	Lyndon Johnson	6-6	300	Sr.	PK	97	Ryan Jones	5-10	187	So.	
	70	Jakari Robinson	6-2	290	Fr.		50	Norman Oglesby	5-11	290	So.		-or-	34	Josh Pasley	6-0	186	Sr.
RG	56	Kyle Trout	6-6	310	Jr.	DE	48	Kevin Mouhon	6-1	244	Jr.		-or-	16	Andrew Gantz	5-9	185	Sr.
	64	Will Steur	6-4	300	Sr.		56	Mark Wilson	6-3	255	Sr.	KO	97	Ryan Jones	5-10	187	So.	
RT	74	Kendall Calhoun	6-7	300	Sr.	WLB	6	Perry Young	5-11	215	So.		34	Josh Pasley	6-0	186	Sr.	
	56	Kyle Trout	6-6	310	Jr.		49	Tyquan Statham	6-0	225	r-Fr.	P	37	James Smith	6-5	220	Fr.	
TE	18	Tyler Cogswell	6-5	248	Sr.	MLB	33	Jaylyn Minor	6-1	233	Sr.		97	Ryan Jones	5-10	187	So.	
	87	Bruno Labelle *	6-4	240	Fr.		41	Joel Dublanko	6-3	232	r-Fr.	KR	3	Michael Warren II	5-10	212	Fr.	
	-or-	83	Josiah Deguara	6-3	235	So.	SLB	8	Jarell White	5-10	208		Fr.	-or-	24	Taylor Boose	6-0	207
WR	21	Devin Gray	6-1	192	Sr.	2		Tyrell Gilbert	6-1	205	Jr.		7	Javan Hawes	6-0	192	Fr.	
	26	Jerron Rollins	6-2	208	So.	40	Ty Sponseller	6-3	223	Fr.	-or-		85	Thomas Geddis	6-1	185	So.	
WR	85	Thomas Geddis	6-1	185	So.	CB	9	Linden Stephens	6-0	193	Sr.	PR	5	Mike Boone	5-10	205	Sr.	
	14	JJ Pinckney	6-3	210	Jr.		31	Marquis Smith	5-10	188	r-Fr.		-or-	21	Devin Gray	6-1	192	Sr.
WR	1	Kahlil Lewis	6-0	195	Jr.	S	20	Carter Jacobs	6-1	205	Sr.		-or-	7	Javan Hawes	6-0	192	Fr.
	7	Javan Hawes	6-0	192	Fr.		13	Grant Coleman	6-0	192	Sr.							
QB	8	Hayden Moore	6-3	215	Jr.	S	30	Chris Murphy	5-11	196	Jr.							
	12	Ross Trail	6-3	225	So.		4	Malik Clements	6-0	210	Jr.							
	10	Jake Sopko	6-3	215	r-Fr.	CB	29	Marquese Taylor	5-11	180	Fr.							
RB	5	Mike Boone	5-10	205	Sr.		11	Davin Pierce	6-2	193	Sr.							
	-or-	23	Gerrid Doaks	6-0	222	r-Fr.												
	3	Michael Warren II	5-10	212	Fr.													

NUMERICAL ROSTER

No.	Name	Pos	No.	Name	Pos	No.	Name	Pos	No.	Name	Pos
1	Kahlil Lewis	WR	21	Devin Gray	WR	44	Marquise Copeland	DT	77	Vincent McConnell	OT
2	Tyrell Gilbert *	LB	22	Jaelen Greene	RB	45	DeMarco Baker ^	LB	78	Morgan James * ^	OL
3	Michael Warren II	RB	22	Collin Widecan * ^	S	46	Patrick Mileham ^	LB	79	Drew Hartmann ^	OL
4	Malik Clements	S	23	Gerrid Doaks *	RB	47	Landon Brazile *	DE	80	Malick Mbodj *	WR
5	Mike Boone	RB	24	Taylor Boose *	RB	48	Kevin Mouhon *	DE	81	Garrett Weaver ^#	TE
6	Perry Young	LB	24	Noah Hamlin	CB	49	Tyquan Statham *	LB	82	Wilson Huber	TE
7	Javan Hawes	WR	25	Coby Bryant	S	50	Norman Oglesby *	DT	83	Josiah Deguara *	TE
8	Hayden Moore *	QB	25	Casey Kirk ^	WR	51	Kimoni Fitz *	DE	84	Marcel Paul *	WR
8	Jarell White	LB	26	Jerron Rollins	WR	53	Tyler McGarr *	OL	85	Thomas Geddis	WR
9	Desmond Ridder	QB	27	Hunter Gillespie * ^	RB	54	Keith Minor *	OL	86	Angelo Howze	DE
9	Linden Stephens	CB	29	Marquese Taylor	CB	55	Alex Heil * ^	OL	86	Jack Peterson ^	WR
10	Christian Angulo *	CB	30	Michael Kopaygorodsky ^	RB	56	Kyle Trout	OL	87	Bruno Labelle *	TE
10	Jake Sopko *	QB	30	Chris Murphy *	S	56	Mark Wilson *	DE	88	Braxton Neal ^	WR
11	Davin Pierce	CB	31	Kyle Curtis * ^	LS	57	Cory Armstrong * ^	LS	89	Jake Elfers * ^	TE
12	TJ Johnson #	CB	31	Marquis Smith *	CB	58	Garrett Rigby * ^	K	89	Nick Staderman * ^	DE
12	Ross Trail *	QB	32	James Wiggins *	S	59	Zach Wood ^	LS	90	Jabari Taylor	DT
13	Grant Coleman *	CB	33	Jaylyn Minor	LB	60	Zach Bycznski *	OL	92	Curtis Brooks *	DT
14	JJ Pinckney * ^	WR	34	Kyle Bolden	LB	61	Jon Vincent * ^	LS	93	Elijah Ponder *	DT
15	JaQuay Savage	WR	34	Josh Pasley * ^	K	62	Mason Garrison * ^	OL	94	Joe Schroer ^	DE
15	Rashaad Stewart	CB	35	Trent Cloud	WR	64	Will Steur * ^	OL	95	Bryan Wright *	DE
16	Darrick Forrest	S	35	Ryan Royer ^	LB	65	Cody Lamb	OL	96	Cortez Broughton *	DT
16	Andrew Gantz *	K	36	Sheldon Doss * ^	S	66	David Niehaus * ^	OL	97	Ryan Jones ^	P
17	Rashad Medaris * ^	WR	37	Tre Murry ^	S	68	Doug Bates *	OL	98	Lyndon Johnson *	DE
17	RJ Potts	LB	37	James Smith	P	70	Jakari Robinson	OL	99	Marcus Brown *	DT
18	Tyler Cogswell *	TE	38	Cameron Young ^	RB	71	Korey Cunningham *	OL			
18	Josiah Robey ^	CB	39	Marcos Aull ^	S	72	Garrett Campbell * ^	OL			
19	Tyrin Summers *	WR	40	Ty Sponseller *	LB	73	Blake Yager	OL			
19	Ethan Tucky ^#	DE	41	Joel Dublanko *	LB	74	Kendall Calhoun *	OL			
20	Carter Jacobs	S	43	Michael Pitts *	DE	75	Chris Ferguson *	OL			

+ Double Number; ^ Walk-On; * Has utilized redshirt year; # Ineligible due to NCAA Transfer rules.

LUKE FICKELL

HEAD COACH - FIRST YEAR - OHIO STATE '97

Veteran defensive coordinator and Ohio native Luke Fickell was named the University of Cincinnati's 42nd football head coach in December 2016.

The 18-year veteran of the FBS coaching ranks took the reins of the UC program after spending 15 years at his alma mater, Ohio State.

Fickell was hired on Dec. 10, 2016 and in the span of less than eight weeks, he hired a staff and put one of the top recruiting classes in the American Athletic Conference together. Since he hire, Fickell has been a tireless advocate for the Cincinnati program, speaking at numerous events and schools to continue to build the Bearcats brand inside the State of Cincinnati, the 50-mile radius surrounding the Clifton Hts. campus.

His impressive resume includes being on the staff of two national championship winning teams, seeing 12 of his players selected in the NFL Draft, and coordinating outstanding defenses over the last 12 seasons as a co-coordinator or defensive coordinator.

He is also an excellent recruiter with strong Midwest and Florida relationships, a national presence when needed and a discerning eye for talent. He was named the American Football Coaches Association assistant coach of the year in 2010 and he was named a "top recruiter" in 2012 by both Rivals and ESPN.

No stranger to championship-level football, Fickell was a part of nine Big Ten Conference titles (seven as a coach, two as a player) and two national championship squads at Ohio State. During his coaching tenure with the Buckeyes, OSU qualified for the College Football Playoff twice and played in 15 postseason games.

The former standout football player, college graduate, NFL player, husband and father is most-noticed as a developer of talent.

His NFL Draft selections include first-round picks A.J. Hawk, Bobby Carpenter, Ryan Shazier and Darron Lee, NFL standout James Laurinaitis and Joshua Perry, Anthony Schlegel, Larry Grant, Marcus Freeman, Austin Spitzer, Ross Homan and Brian Rolle.

The 2016 Buckeyes earned a spot in the College Football Playoff semifinal against Clemson after finishing the regular season 11-1 and ranked No. 3 in CFP poll. OSU won five consecutive games to close the season and boast the nation's No. 4 total defense (282.3 yards per game allowed), including the No. 1 pass efficiency defense and the No. 3 scoring defense (14.2).



Since 2005, Fickell-coached defenses at Ohio State have ranked among the NCAA FBS Top-40 in yards-per-play allowed, averaging a ranking of No. 17 and earning its highest rank of No. 3 in 2016. Cincinnati based ProFootballFocus ranks OSU's defense as its No. 3 overall unit in 2016.

Fickell's coaching career began at Ohio State. After spending a year on the injured reserve list with the New Orleans Saints, he was hired in 1999 as a graduate assistant at OSU by his college coach, John Cooper.

Fickell's first full-time coaching position came in 2000 under Lee Owens at Akron, spending two years as defensive line coach. Jim Tressel brought him to Ohio State as special teams coordinator in 2002 and he also worked with the defensive front on the BCA National Championship squad. He was named linebackers coach in 2004, and added co-defensive coordinator duties to his resume in 2005.

In May of 2011 he was asked to take over an Ohio State program staggered by the loss of its head coach, the unexpected departure of a star quarterback and on the cusp of NCAA penalties, and against stacked odds, he led the Buckeyes to a bowl game. Prior to his appointment to serve as head coach, he had been promoted to assistant head coach in March 2011.

He returned to his role as defensive coordinator and linebackers coach in 2012. Over the past five seasons, coaching under UC alumnus Urban Meyer, Fickell's defensive units have been a big reason the Buckeyes went 61-5 and won the 2014 College Football Playoff National Championship.

A native of Columbus, Ohio, Fickell is a graduate of DeSales High School, where he was a three-time, undefeated state wrestling champion, and he is a 1997 graduate of Ohio State. He played for the Buckeyes from 1992-96, redshirting the first year and then starting the next four seasons at nose guard. He started a school-record 50 consecutive games between 1993 and 1996.

Fickell graduated from Ohio State in 1997 with a degree in exercise science. Luke and his wife Amy have six children: Landon, Luca, twin sons Aydon and Ashton, and twin sons Laykon and Lucian.

PERSONAL INFORMATION



Born: August 18, 1973
Hometown: Columbus, Ohio
Wife: Amy
Children: Landon, Luca, Aydon, Ashton, Laykon, Lucian
Education: Ohio State (1997, B.S.)
Year in Coaching: 18th

PLAYING CAREER

YEAR	TEAM
1992-96	Ohio State (Nose Guard)

COACHING CAREER

YEAR	SCHOOL	POSITION
1999	Ohio State	Graduate Assistant
2000-01	Akron	Defensive Line
2002-03	Ohio State	Special Teams Coordinator
2004	Ohio State	Linebackers
2005-11	Ohio State	Co-Defensive Coord./Linebackers
2011	Ohio State	Head Coach
2012-16	Ohio State	Defensive Coord./Linebackers
2017-	Cincinnati	Head Coach

BOWLS COACHED IN

YEAR	SCHOOL	BOWL
2002	Ohio State	Fiesta
2003	Ohio State	Fiesta
2004	Ohio State	Alamo
2005	Ohio State	Fiesta
2006	Ohio State	BCS National Championship
2007	Ohio State	BCS National Championship
2008	Ohio State	Fiesta
2009	Ohio State	Rose
2010	Ohio State	Sugar
2011	Ohio State	Gator
2013	Ohio State	Orange
2014	Ohio State	CFP: Sugar (Semi)/NCG
2015	Ohio State	Fiesta
2016	Ohio State	CFP: Fiesta (Semi)

BOWLS PLAYED IN

YEAR	SCHOOL	BOWL
1993	Ohio State	Holiday
1994	Ohio State	Citrus
1995	Ohio State	Citrus
1996	Ohio State	Rose

FICKELL'S HEAD COACHING RECORD

YEAR	SCHOOL	OVERALL	CONFERENCE
2001	Ohio State	6-7	3-5 Big Ten (4th)
2017	Cincinnati	3-7	1-5 American East

ASSISTANT COACHES & SUPPORT STAFF

**MIKE DENBROCK****GAMEDAY LOCATION:** PRESS BOX

OFFENSIVE COORDINATOR/QUARTERBACKS · FIRST YEAR · GRAND VALLEY STATE '87

A veteran of 30-plus years in the coaching profession, Mike Denbrock has worked as both an offensive and defensive coordinator and coached every position on the offensive side of the ball. Most recently, Denbrock was at Notre Dame from 2010-16 in a variety of roles. Before his time at Notre Dame, Denbrock spent time at Indiana State, Stanford, Grand Valley State, Michigan State and with the AFL's Buffalo Destroyers. Denbrock was a tight end at GVSU from 1982-85, earning a bachelor's degree in communications in 1987. Denbrock and his wife, Dianne, have a son, Chance.

**MARCUS FREEMAN****GAMEDAY LOCATION:** FIELD

DEFENSIVE COORDINATOR/LINEBACKERS · FIRST YEAR · OHIO STATE '07

Marcus Freeman joined the Bearcats staff after a four-year stint at Purdue where he coached linebackers and served as the Boilermakers co-defensive coordinator in 2015. Freeman started his coaching career as a graduate assistant coach at his alma mater, Ohio State, in 2010 before going to Kent State in 2011-12 to coach linebackers. A four-year letterwinner for the Buckeyes, Freeman spent time with the Chicago Bears, Buffalo Bills and Houston Texans. Freeman has a daughter, Bria, and he and his wife, Joanna, have five children, Vinny, Siena, Gino, Nico and Capri.

**DOUG PHILLIPS****GAMEDAY LOCATION:** FIELD

SPECIAL TEAMS COORDINATOR/TIGHT ENDS · FIRST YEAR · TOLEDO '91

Doug Phillips returns to an on-field role after spending the 2016 season at Iowa State as the director of player personnel. Phillips has nearly 25 years of football coaching experience, including six seasons at the NCAA FBS and FCS level with stints at Bowling Green, Ohio State and Youngstown State. He worked and coached for 15 years at the high school level, including nine as a head coach. Phillips earned a bachelor's degree in education from Toledo in 1991 and received a master's degree in educational administration from Youngstown State in 1995.

**RON CROOK****GAMEDAY LOCATION:** FIELD

OFFENSIVE LINE · FIRST YEAR · WEST LIBERTY STATE '91

Ron Crook, the 27-year veteran of the coaching ranks, starts his second stint with the Bearcats after serving as a graduate assistant working with the offensive line in 1993. He has mentored offensive linemen from coast-to-coast, with stops at West Virginia, Stanford, Harvard, Illinois, West Liberty State, Glenville State, Clarion and West Virginia Tech. Crook earned his bachelor's degree in physical education from West Liberty State in 1991. Crook and his wife, Stacy, have three children – Andrew, Cian and Kenley.

**GINO GUIDUGLI****GAMEDAY LOCATION:** FIELD

RUNNING BACKS · FIRST YEAR · CINCINNATI '05

Former University of Cincinnati standout quarterback Gino Guidugli joined the Bearcats football staff in February 2017. Guidugli, a member of UC's James P. Kelly Sr. Athletics Hall of Fame and a charter member of Nippert Stadium's Ring of Honor, returned to his alma mater after spending six seasons at Central Michigan. Prior to joining the coaching ranks, Guidugli played professionally in the Arena and Canadian Football Leagues. Guidugli earned his bachelor's degree in business marketing from Cincinnati in 2005. He and his wife, Michelle, have two sons, Ryland and Ezra.

**WILLIE MARTINEZ****GAMEDAY LOCATION:** FIELD

CORNERBACKS · FIRST YEAR · MIAMI (FLA.) '85

A veteran of 30-plus years in the defensive coaching ranks, Willie Martinez joins the Bearcats after a four-year stint at Tennessee, most recently serving as the assistant head coach and secondary coach. He coached at Auburn in 2012, serving as secondary coach after spending the 2010-11 seasons as the defensive backs coach at Oklahoma. Prior to Oklahoma, Martinez coached at Georgia, Central Michigan, Eastern Michigan and Grand Valley State. Martinez and his wife, Kim, have three children – Christina, Ashley and William.

**JOKER PHILLIPS****GAMEDAY LOCATION:** FIELD

WIDE RECEIVERS · FIRST YEAR · KENTUCKY '86

Joe "Joker" Phillips, a nearly 30-year veteran of the collegiate and NFL ranks, joined the University of Cincinnati football staff in 2017. Phillips has extensive experience coaching receivers, with stops at Kentucky, Cincinnati, Minnesota, Notre Dame, South Carolina, Florida and in the NFL. As a wide receiver at Kentucky, Phillips earned his bachelor's degree in advertising from UK in 1986. Born Joe Phillips Jr., the native of Franklin, Kentucky, was nicknamed Joker as a baby by his grandfather to help distinguish Joker from his father, Joe Sr.

**JON TENUTA****GAMEDAY LOCATION:** PRESS BOX

SAFETIES · FIRST YEAR · VIRGINIA '82

With 35 seasons of collegiate coaching, Jon Tenuta has a wealth of FBS coaching experience, including being the defensive coordinator at various BCS stops: Kansas State, Ohio State, North Carolina, Georgia Tech, Notre Dame and Virginia. Tenuta also served Marshall and SMU as the defensive coordinator during the 1980s and has been a defensive coordinator in 19 of his 35 seasons as a collegiate coach. Most recently, Tenuta spent three seasons as the associate head coach for the defense and the defensive coordinator at Virginia. Tenuta and his wife, Dori, have three sons – Zach, Matt and Luke.

**AL WASHINGTON****GAMEDAY LOCATION:** FIELD

DEFENSIVE LINE · FIRST YEAR · BOSTON COLLEGE '06


Al Washington came to the University of Cincinnati in January 2017 after spending the past five seasons at his alma mater, Boston College, coaching the defensive line, running backs and special teams. Prior to his time with the Eagles, Washington spent one season at Elon as the linebackers coach and the previous two seasons as the defensive line coach at Slippery Rock University. Before heading to Elon, he served as NC State's defensive graduate assistant in 2008. Washington, a native of Columbus, Ohio, and his wife, Melissa have a son, Michael Anthony.

**BRADY COLLINS**

DIRECTOR OF FOOTBALL SPORTS PERFORMANCE · FIRST YEAR · OTTERBEIN '09

Brady Collins came to UC after spending the past two seasons at Ohio State as a strength coach with the football team. A 2009 graduate of Otterbein, Collins went south after graduation to become a volunteer strength coach at Kentucky and intern for the Cincinnati Bengals. He became a graduate assistant coach at Kentucky in 2010 and a year later was named an assistant strength coach. In 2013, he accepted an assistant strength and conditioning position at Mississippi State before he was hired at Ohio State in 2015. Collins and his wife, Allie, are the parents of one daughter, Kaylee.

SUPPORT STAFF

**ANDREW BOWEN**
INTERIM - SPECIAL TEAMS**GREG BRUNER**
ASST. AD/OPERATIONS**AUSTEN BUJNOCH**
GRAD ASST. - OFFENSE**JENA BUSHELMAN**
RECRUITING OPS. COORD.**CHAD CREAMER**
QUALITY CONTROL - DEF.**MICHELE GALVIN**
ASST. ATHLETIC TRAINER**MIKE HARTLINE**
QUALITY CONTROL - OFF.**ANDREW HAYNES**
ASST. EQUIPMENT MGR.**AARON HIMMLER**
ASST. AD/MEDICAL SVCS.**ERIC HURD**
GRAPHIC DESIGN**PAT LAMBERT**
INTERIM - DEFENSE**BOB MANGINE**
SR. ASSOC. AD/MEDICAL SVCS.**MITCH MAROTTI**
OPS. & VIDEO ASSISTANT**BRIAN MASON**
DIRECTOR, RECRUITING**LOGAN MEYER**
ON-CAMPUS RECRUITING**PHIL MONTANO**
ASST. ATHLETIC TRAINER**BRYAN MURRAY**
GRAD ASST. - DEFENSE**SHERRY MURRAY**
ASSOC. TO THE HEAD COACH**ADAM NIEMEYER**
DIRECTOR, FB VIDEO**TOM PHILLIPS**
DIR. PLAYER PERSONNEL**WILL RICHARD**
GRAD ASST. - DEFENSE**MATT ROARK**
GRAD ASST. - OFFENSE**DOUG ROSFELD**
DIR. PLAYER DEVELOPMENT**KELSEY SHARKEY**
DIRECTOR, NEW MEDIA**PARKER SHOWERS**
SPORTS PERFORMANCE**MIKE STACCHIOTTI**
SPORTS PERFORMANCE**AUSTIN STEPHAN**
RESEARCH ASSISTANT**ROBERT STINER**
SPORTS PERFORMANCE**JAKE WARNKE**
DIRECTOR, FB EQUIPMENT**MIKE WAUGH**
DIR. SCOUTING/NFL LIAISON**JOHN WIDECAN**
ASSOC. AD/OPERATIONS

2017 STATISTICS

OVERALL: **3-7**AMERICAN: **1-5**HOME: **1-4**AWAY: **2-3**NEUTRAL: **0-0**

DATE	OPPONENT	SCORE	OVERALL	CONFERENCE	TIME	ATTEND
Aug 31, 2017	AUSTIN PEAY	W 26-14	1-0-0	0-0-0	3:04	30831
Sept. 9, 2017	at No. 8 Michigan	14-36 L	1-1-0	0-0-0	3:35	111384
Sept. 16, 2017	at Miami (OH)	W 21-17	2-1-0	0-0-0	3:35	21811
Sept. 23, 2017	at Navy *	32-42 L	2-2-0	0-1-0	3:09	33134
Sept. 30, 2017	MARSHALL	21-38 L	2-3-0	0-1-0	3:36	35736
Oct. 7, 2017	No. 25 UCF *	23-51 L	2-4-0	0-2-0	3:40	27253
Oct. 14, 2017	at No. 15 USF *	3-33 L	2-5-0	0-3-0	3:13	43708
Oct. 21, 2017	SMU *	OT 28-31 L	2-6-0	0-4-0	3:29	30885
Nov. 4, 2017	at Tulane *	W 17-16	3-6-0	1-4-0	3:00	20798
Nov. 10, 2017	TEMPLE *	24-35 L	3-7-0	1-5-0	3:22	22773
Nov. 17, 2017	at ECU *					
Nov. 25, 2017	UCONN *					

* indicates American Athletic Conference game

TEAM STATISTICS	Cincinnati	Opponent
SCORING	209	313
Points Per Game	20.9	31.3
Points Off Turnovers	27	51
FIRST DOWNS	200	218
Rushing	73	100
Passing	103	92
Penalty	24	26
RUSHING YARDAGE	1349	2019
Yards gained rushing	1587	2211
Yards lost rushing	238	192
Rushing Attempts	314	441
Average Per Rush	4.3	4.6
Average Per Game	134.9	201.9
TDs Rushing	10	17
PASSING YARDAGE	2211	2096
Comp-Att-Int	211-378-7	160-256-4
Average Per Pass	5.8	8.2
Average Per Catch	10.5	13.1
Average Per Game	221.1	209.6
TDs Passing	15	17
TOTAL OFFENSE	3560	4115
Total Plays	692	697
Average Per Play	5.1	5.9
Average Per Game	356.0	411.5
KICK RETURNS: #-Yards	29-583	30-625
PUNT RETURNS: #-Yards	13-90	15-67
INT RETURNS: #-Yards	4-62	7-175
KICK RETURN AVERAGE	20.1	20.8
PUNT RETURN AVERAGE	6.9	4.5
INT RETURN AVERAGE	15.5	25.0
FUMBLES-LOST	12-7	13-6
PENALTIES-Yards	79-742	75-711
Average Per Game	74.2	71.1
PUNTS-Yards	53-2154	44-1895
Average Per Punt	40.6	43.1
Net punt average	39.4	39.2
KICKOFFS-Yards	44-2565	60-3713
Average Per Kick	58.3	61.9
Net kick average	39.0	40.1
TIME OF POSSESSION/Game	27:15	31:15
3RD-DOWN Conversions	60/152	58/138
3rd-Down Pct	39%	42%
4TH-DOWN Conversions	8/13	9/13
4th-Down Pct	62%	69%
SACKS BY-Yards	10-73	14-108
MISC YARDS	0	0
TOUCHDOWNS SCORED	26	38
FIELD GOALS-ATTEMPTS	9-17	15-20
ON-SIDE KICKS	0-1	0-0
RED-ZONE SCORES	(28-38) 74%	(33-39) 85%
RED-ZONE TOUCHDOWNS	(19-38) 50%	(19-39) 49%
PAT-ATTEMPTS	(20-22) 91%	(36-36) 100%
ATTENDANCE	147478	230835
Games/Avg Per Game	5/29496	5/46167

SCORE BY QUARTERS	1st	2nd	3rd	4th	OT	Total
Cincinnati	40	50	55	64	0	209
Opponents	89	94	71	56	3	313

INDIVIDUAL STATISTICS

RUSHING	GP	Att	Gain	Loss	Net	Avg	TD	Long	Avg/G
DOAKS, Gerrid	9	87	520	7	513	5.9	2	57	57.0
BOONE, Mike	8	81	333	15	318	3.9	4	28	39.8
MOORE, Hayden	10	77	399	127	272	3.5	3	46	27.2
WARREN, Michael	10	45	270	10	260	5.8	1	27	26.0
TRAIL, Ross	1	6	29	12	17	2.8	0	13	17.0
BOOSE, Taylor	6	3	13	0	13	4.3	0	6	2.2
GREENE, Jaelen	7	3	9	0	9	3.0	0	4	1.3
LEWIS, Kahlil	10	1	9	0	9	9.0	0	9	0.9
SMITH, James	10	0	5	0	5	0.0	0	0	0.5
TOTAL	10	314	1587	238	1349	4.3	10	57	134.9
OPPONENTS	10	441	2211	192	2019	4.6	17	53	201.9

PASSING	G	Effic	Cmp-Att-Int	Pct	Yds	TD	Lng	Avg/G
MOORE, Hayden	10	115.02	205-368-7	55.7	2176	15	46	217.6
TRAIL, Ross	1	84.49	5-9-0	55.6	31	0	10	31.0
BOONE, Mike	8	133.60	1-1-0	100.0	4	0	4	0.5
TOTAL	10	114.34	211-378-7	55.8	2211	15	46	221.1
OPPONENTS	10	150.06	160-256-4	62.5	2096	17	79	209.6

RECEIVING	G	No.	Yds	Avg	TD	Long	Avg/G
LEWIS, Kahlil	10	53	528	10.0	4	35	52.8
GRAY, Devin	10	25	427	17.1	3	46	42.7
GEDDIS, Thomas	10	23	323	14.0	3	33	32.3
BOONE, Mike	8	22	160	7.3	1	37	20.0
COGSWELL, Tyler	10	20	124	6.2	2	17	12.4
DOAKS, Gerrid	9	14	135	9.6	1	29	15.0
DEGUARA, Josiah	7	11	98	8.9	0	28	14.0
ROLLINS, Jerron	10	10	85	8.5	0	17	8.5
PINCKNEY, JJ	10	9	153	17.0	0	46	15.3
MEDARIS, Rashad	5	6	61	10.2	0	21	12.2
HAWES, Javan	6	6	43	7.2	1	18	7.2
WARREN, Michael	10	4	50	12.5	0	16	5.0
SAVAGE, JaQuay	7	4	16	4.0	0	11	2.3
BOOSE, Taylor	6	2	4	2.0	0	4	0.7
MOORE, Hayden	10	1	4	4.0	0	4	0.4
GREENE, Jaelen	7	1	0	0.0	0	0	0.0
TOTAL	10	211	2211	10.5	15	46	221.1
OPPONENTS	10	160	2096	13.1	17	79	209.6

2017 STATISTICS

OVERALL: **3-7**AMERICAN: **1-5**HOME: **1-4**AWAY: **2-3**NEUTRAL: **0-0**

|----- PATs -----|

SCORING	TD	FGs	Kick	Rush	Rcv	Pass	DXP	Saf	Points
BOONE, Mike	5	0-0	0-0	0-0	0	0-0	0	0	30
JONES, Ryan	0	6-10	9-10	0-0	0	0-0	0	0	27
LEWIS, Kahlil	4	0-0	0-0	0-0	1	0-0	0	0	26
MOORE, Hayden	3	0-0	0-0	1-1	0	2-3	0	0	20
GRAY, Devin	3	0-0	0-0	0-0	1	0-0	0	0	20
PASLEY, Josh	0	3-6	9-9	0-0	0	0-0	0	0	18
GEDDIS, Thomas	3	0-0	0-0	0-0	0	0-0	0	0	18
DOAKS, Gerrid	3	0-0	0-0	0-0	0	0-0	0	0	18
COGSWELL, Tyler	2	0-0	0-0	0-0	0	0-0	0	0	12
CLEMENTS, Malik	1	0-0	0-0	0-0	0	0-0	0	0	6
WARREN, Michael	1	0-0	0-0	0-0	0	0-0	0	0	6
HAWES, Javan	1	0-0	0-0	0-0	0	0-0	0	0	6
GANTZ, Andrew	0	0-1	2-3	0-0	0	0-0	0	0	2
TOTAL	26	9-17	20-22	1-1	2	2-3	0	0	209
OPPONENTS	38	15-20	36-36	0-0	1	1-2	0	1	313

TOTAL OFFENSE	G	Plays	Rush	Pass	Total	Avg/G
MOORE, Hayden	10	445	272	2176	2448	244.8
DOAKS, Gerrid	9	87	513	0	513	57.0
BOONE, Mike	8	82	318	4	322	40.2
WARREN, Michael	10	45	260	0	260	26.0
TRAIL, Ross	1	15	17	31	48	48.0
BOOSE, Taylor	6	3	13	0	13	2.2
GREENE, Jaalen	7	3	9	0	9	1.3
LEWIS, Kahlil	10	1	9	0	9	0.9
SMITH, James	10	0	5	0	5	0.5
TOTAL	10	692	1349	2211	3560	356.0
OPPONENTS	10	697	2019	2096	4115	411.5

PUNT RETURNS	No.	Yds	Avg	TD	Long
GRAY, Devin	11	90	8.2	0	18
TEAM	1	-13	-13.0	0	0
BOONE, Mike	1	13	13.0	0	13
TOTAL	13	90	6.9	0	18
OPPONENTS	15	67	4.5	0	14

INTERCEPTIONS	No.	Yds	Avg	TD	Long
TAYLOR, Marquese	1	7	7.0	0	7
CLEMENTS, Malik	1	14	14.0	1	14
STEPHENS, Linden	1	39	39.0	0	39
WRIGHT, Bryan	1	2	2.0	0	2
TOTAL	4	62	15.5	1	39
OPPONENTS	7	175	25.0	3	65

KICK RETURNS	No.	Yds	Avg	TD	Long
WARREN, Michael	14	322	23.0	0	41
GEDDIS, Thomas	7	125	17.9	0	27
HAWES, Javan	5	89	17.8	0	22
BOOSE, Taylor	2	35	17.5	0	18
BOONE, Mike	1	12	12.0	0	12
TOTAL	29	583	20.1	0	41
OPPONENTS	30	625	20.8	1	98

FUMBLE RETURNS	No.	Yds	Avg	TD	Long
TOTAL	0	0	0.0	0	0
OPPONENTS	2	6	3.0	0	6

2017 STATISTICS

OVERALL: **3-7**AMERICAN: **1-5**HOME: **1-4**AWAY: **2-3**NEUTRAL: **0-0**

FIELD GOALS	M-A	Pct	01-19	20-29	30-39	40-49	50+	Lg	Blk
GANTZ, Andrew	0-1	0.0	0-0	0-1	0-0	0-0	0-0	0	0
PASLEY, Josh	3-6	50.0	0-0	0-1	2-2	1-2	0-1	41	0
JONES, Ryan	6-10	60.0	0-0	5-5	1-2	0-3	0-0	30	0

PUNTING	No.	Yds	Avg	Long	TB	FC	I20	50+	Blkd
SMITH, James	53	2154	40.6	64	0	26	17	4	0
TOTAL	53	2154	40.6	64	0	26	17	4	0
OPPONENTS	44	1895	43.1	63	4	16	15	7	0

KICKOFFS	No.	Yds	Avg	TB	OB	Retn	Net	YdLn
JONES, Ryan	44	2565	58.3	9	4			
TOTAL	44	2565	58.3	9	4	625	39.0	26
OPPONENTS	60	3713	61.9	29	0	583	40.1	24

ALL PURPOSE	G	Rush	Rec	PR	KOR	IR	Tot	Avg/G
DOAKS, Gerrid	9	513	135	0	0	0	648	72.0
WARREN, Michael	10	260	50	0	322	0	632	63.2
LEWIS, Kahlil	10	9	528	0	0	0	537	53.7
GRAY, Devin	10	0	427	90	0	0	517	51.7
BOONE, Mike	8	318	160	13	12	0	503	62.9
GEDDIS, Thomas	10	0	323	0	125	0	448	44.8
MOORE, Hayden	10	272	4	0	0	0	276	27.6
PINCKNEY, JJ	10	0	153	0	0	0	153	15.3
HAWES, Javan	6	0	43	0	89	0	132	22.0
COGSWELL, Tyler	10	0	124	0	0	0	124	12.4
DEGUARA, Josiah	7	0	98	0	0	0	98	14.0
ROLLINS, Jerron	10	0	85	0	0	0	85	8.5
MEDARIS, Rashad	5	0	61	0	0	0	61	12.2
BOOSE, Taylor	6	13	4	0	35	0	52	8.7
STEPHENS, Linden	10	0	0	0	0	39	39	3.9
TRAIL, Ross	1	17	0	0	0	0	17	17.0
SAVAGE, JaQuay	7	0	16	0	0	0	16	2.3
CLEMENTS, Malik	10	0	0	0	0	14	14	1.4
GREENE, Jaelen	7	9	0	0	0	0	9	1.3
TAYLOR, Marquese	5	0	0	0	0	7	7	1.4
SMITH, James	10	5	0	0	0	0	5	0.5
WRIGHT, Bryan	6	0	0	0	0	2	2	0.3
TOTAL	10	1349	2211	90	583	62	4295	429.5
OPPONENTS	10	2019	2096	67	625	175	4982	498.2

FIELD GOALS (MADE) MISSED		
FG SEQUENCE	CINCINNATI	OPPONENTS
AUSTIN PEAY	26	-
at Michigan	51	(28),(24)
at Miami (OH)	(41),47,(36)	(37)
at Navy *	(36)	24
MARSHALL	26	(26),42
UCF *	(26)	(47)
at USF *	(30),39	(39),(28),(21),(24)
SMU *	(28),(20),47	50,(27)
at Tulane *	(25),41	(37),(19),(26),36
TEMPLE *	46,(26)	(27),(22),44
at ECU *		
UCONN *		

TURNOVERS

Takeaways	10 (4 Interceptions, 6 Fumble Recovery)
Turnovers	14 (7 Interceptions, 7 Fumbles)

Points Off Turnovers

Cincinnati	27
Opponents.....	51

Points Off Turnovers/Game

Cincinnati	2.7
Opponents.....	5.1

RED ZONE

UC Red Zone Entries.....	28 of 38 (73.7%)
Scores	28 (19 TDs, 8 Rush TDs, 11 Pass TDs, 9 FGs)
Non-Scores.....	10 (4 FGA, 1 Downs, 2 INT, 2 Fum., 1 Half)
Opponent Red Zone Entries	33 of 39 (84.6%)
Scores	33 (19 TDs, 13 Rush TDs, 6 Pass TDs, 14 FGs)
Non-Scores.....	6 (2 FGA, 2 Downs, 1 INT, 0 Fum., 1 Half)

KICKOFFS

Kickoffs.....	45 - 2,565 Yards (58.3)
Touchbacks.....	9
Opponent Kickoff Returns.....	30 - 625 yards (20.8)
Out of Bounds.....	4
Average Opponent Drive Start.....	24-yard line

2017 STATISTICS

OVERALL: **3-7**AMERICAN: **1-5**HOME: **1-4**AWAY: **2-3**NEUTRAL: **0-0**

DEFENSE	GP-GS	TACKLES				SACKS	PASS DEF			FUMBLES		BLKD	Saf
		Solo	Ast	Total	TFL/Yds	No-Yards	Int-Yds	BrUp	QBH	Rcv-Yds	FF	Kick	
33 MINOR, Jaylyin	10-10	53	50	103	4.5-20	1.0-9	.	1	.	1-0	.	.	.
6 YOUNG, Perry	10-9	47	39	86	8.5-33	.	.	2	.	1-0	1	.	.
20 JACOBS, Carter	10-10	42	19	61	.	.	.	3	.	.	1	.	.
4 CLEMENTS, Malik	10-6	25	33	58	1.0-1	.	1-14
44 COPELAND, Marquise	10-10	27	22	49	7.5-25	3.0-16	.	1
48 MOUHON, Kevin	10-10	23	18	41	5.5-27	2.0-18	.	2	2	.	1	.	.
2 GILBERT, Tyrell	10-9	28	13	41	3.0-9	1.0-6	.	2	1	2-0	2	.	.
9 STEPHENS, Linden	10-10	25	15	40	0.5-2	.	1-39	7
8W WHITE, Jarell	10-1	11	16	27	1.0-3
96 BROUGHTON, Cortez	10-10	9	17	26	2.5-11	1.0-8	.	1	4	1-0	.	.	.
13 COLEMAN, Grant	10-6	16	8	24	.	.	.	2
51 FITZ, Kimoni	10-1	15	6	21	3.5-5	.	.	.	2
30 MURPHY, Chris	10-5	14	6	20	1.0-1	.	.	2	.	1-0	.	.	.
11 PIERCE, Davin	10-3	15	4	19	2.0-3	.	.	1
95 WRIGHT, Bryan	6-6	7	8	15	2.5-6	.	1-2	2
98 JOHNSON, Lyndon	9-3	7	7	14	2.0-10	1.0-7
92 BROOKS, Curtis	10-0	3	10	13	1
31 SMITH, Marquis	10-0	10	2	12
56 WILSON, Mark	10-1	7	5	12	1.5-10	1.0-9
29 TAYLOR, Marquese	5-1	7	2	9	.	.	1-7
41 DUBLANKO, Joel	10-0	1	7	8	1.5-5
99 BROWN, Marcus	9-0	3	5	8	1.0-3
1F FORREST, Darrick	10-0	3	2	5
40 SPONSELLER, Ty	9-0	3	2	5
49 STATHAM, Tyquan	9-0	.	4	4
25 BRYANT, Coby	10-0	1	2	3
43 PITTS, Michael	6-0	.	2	2
55 ASHWORTH, Caleb	2-0	.	2	2
97 JONES, Ryan	10-0	2	.	2
21 GRAY, Devin	10-10	.	2	2
7 HAWES, Javan	6-0	1	.	1
85 GEDDIS, Thomas	10-9	.	1	1
37 SMITH, James	10-0	.	1	1
72 CAMPBELL, Garrett	10-10	1	.	1
17 MEDARIS, Rashad	5-0	1	.	1
3 WARREN, Michael	10-0	.	1	1
61 VINCENT, Jon	10-0	1	.	1
22 GREENE, Jaelen	7-0	1	.	1
18 COGSWELL, Tyler	10-10	.	1	1
TOTAL	10-0	409	332	741	49-174	10-73	4-62	26	10	6-0	5	.	.
OPPONENTS	10-0	342	316	658	52.0-193	14-108	7-175	37	14	7-6	5	1	1

SPECIAL TEAMS TACKLES

Player	Total	KO	Punt	Player	Total	KO	Punt	Player	Total	KO	Punt
CLEMENTS, Malik	8	8	0	SMITH, Marquis	2	2	0	HAWES, Javan	1	0	1
GILBERT, Tyrell	5	1	4	DUBLANKO, Joel	2	2	0	SMITH, James	1	0	1
JACOBS, Carter	5	5	0	MURPHY, Chris	2	0	2	GEDDIS, Thomas	1	0	1
FORREST, Darrick	4	4	0	YOUNG, Perry	2	1	1	TAYLOR, Marquese	1	0	1
SPONSELLER, Ty	4	1	3	PIERCE, Davin	2	2	0	WHITE, Jarell	1	1	0
BRYANT, Coby	3	3	0	GREENE, Jaelen	1	1	0	COLEMAN, Grant	1	1	0
JONES, Ryan	2	2	0	MINOR, Jaylyin	1	1	0	WARREN, Michael	1	0	1
ASHWORTH, Caleb	2	2	0	VINCENT, Jon	1	0	1	TOTALS	53	37	16

SUPERLATIVES

OVERALL: **3-7**AMERICAN: **1-5**HOME: **1-4**AWAY: **2-3**NEUTRAL: **0-0**

INDIVIDUAL GAME HIGHS

Rushes	19	BOONE, Mike vs Austin Peay (08/31/17)
Yards Rushing	149	DOAKS, Gerrid at Tulane (11/04/17)
TD Rushes	2	MOORE, Hayden vs UCF (10/07/17)
Long Rush	57	DOAKS, Gerrid at Tulane (11/04/17)
Pass attempts	46	MOORE, Hayden at Navy (09/23/17)
Pass completions	28	MOORE, Hayden at Navy (09/23/17)
Yards Passing	381	MOORE, Hayden at Navy (09/23/17)
TD Passes	3	twice, last by MOORE, Hayden at Navy (09/23/17)
Long Pass	46	MOORE, Hayden at Navy (09/23/17)
Receptions	10	LEWIS, Kahlil vs SMU (10/21/17)
Yards Receiving	112	GRAY, Devin at Navy (09/23/17)
TD Receptions	1	15 times
Long Reception	46	GRAY, Devin & PINCKNEY, JJ at Navy (09/23/17)
Field Goals	2	twice, last by JONES, Ryan vs SMU (10/21/17)
Long Field Goal	41	PASLEY, Josh at Miami (09/16/17)
Punts	10	SMITH, James at Michigan (09/09/17)
Punting Avg	45.5	SMITH, James vs UCF (10/07/17)
Long Punt	64	SMITH, James vs Austin Peay (08/31/17)
Punts inside 20	3	four times last by SMITH, James vs. Temple (11/10/17)
Long Punt Return	18	GRAY, Devin vs Austin Peay (08/31/17)
Long Kickoff Return	41	WARREN, Michael vs Temple (11/10/17)
Tackles	18	CLEMENTS, Malik vs Austin Peay (08/31/17)
Sacks	2.0	MOUHON, Kevin at Miami (09/16/17)
Tackles For Loss	3.0	three times, last by YOUNG, Perry at Tulane (11/04/17)
Interceptions	1	four times, last by TAYLOR, Marquese vs Temple (11/10/17)

TEAM GAME HIGHS

Rushes	42	vs SMU (10/21/17)
Yards Rushing	249	vs SMU (10/21/17)
Yards Per Rush	5.9	at Tulane (11/04/17)
TD Rushes	2	vs Marshall (09/30/17)
Pass attempts	46	at Navy (09/23/17)
Pass completions	28	at Navy (09/23/17)
Yards Passing	381	at Navy (09/23/17)
Yards Per Pass	9.2	at Tulane (11/04/17)
TD Passes	3	twice, last at Navy (09/23/17)
Total Plays	78	at Miami (09/16/17)
Total Offense	456	at Tulane (11/04/17)
Yards Per Play	7.4	at Tulane (11/04/17)
Points	32	at Navy (09/23/17)
Sacks By	3	at Miami (09/16/17)
First Downs	26	vs SMU (10/21/17)
Penalties	12	at Tulane (11/04/17)
Penalty Yards	123	at Tulane (11/04/17)
Turnovers	3	vs Marshall (09/30/17)
Interceptions By	1	three times, last vs SMU (10/21/17)
Punts	10	at Michigan (09/09/17)
Punting Avg	45.5	vs UCF (10/07/17)
Long Punt	64	vs Austin Peay (08/31/17)
Punts inside 20	3	four times, last vs Temple (11/10/17)
Long Punt Return	18	vs Austin Peay (08/31/17)

OPPONENT INDIVIDUAL GAME HIGHS

Rushes	23	HOOD, DAVID, vs Temple (11/10/17)
Yards Rushing	133	Isaac, Ty, at Michigan (09/09/17)
TD Rushes	2	twice, last by ABEY, Zach, at Navy (09/23/17)
Long Rush	53	three times, last by BANKS, J., at Tulane (11/04/17)
Pass attempts	37	HICKS, Ben, vs SMU (10/21/17)
Pass completions	26	HICKS, Ben, vs SMU (10/21/17)
Yards Passing	374	MILTON, M., vs UCF (10/07/17)
TD Passes	5	MILTON, M., vs UCF (10/07/17)
Long Pass	79	MILTON, M., vs UCF (10/07/17)
Receptions	17	QUINN, Trey, vs SMU (10/21/17)
Yards Receiving	186	QUINN, Trey, vs SMU (10/21/17)
TD Receptions	3	twice, last by SMITH, TreQuan, vs UCF (10/07/17)
Long Reception	79	SMITH, TreQuan, vs UCF (10/07/17)
Field Goals	4	NADELMAN, Emili, at USF (10/14/17)
Long Field Goal	47	WRIGHT, Matthew, vs UCF (10/07/17)
Punts	8	KRAMER, Kyle, at Miami (09/16/17)
Punting Avg	48.7	HERNANDEZ, Jon, at USF (10/14/17)
Long Punt	63	HERNANDEZ, Jon, at USF (10/14/17)
Punts inside 20	4	KRAMER, Kyle, at Miami (09/16/17)
Long Punt Return	14	ROBERTSON, J., at Tulane (11/04/17)
Long Kickoff Return	98	WRIGHT, ISAIAH, vs Temple (11/10/17)
Tackles	11	four times, last by CHANDLER, SEAN, vs Temple (11/10/17)
Sacks	2.0	Hudson, Khaleke, at Michigan (09/09/17)
Tackles For Loss	2.0	four times
Interceptions	1	seven times, last by MITCHELL, Kyran, vs SMU (10/21/17)

OPPONENT TEAM GAME HIGHS

Rushes	72	at Navy (09/23/17)
Yards Rushing	569	at Navy (09/23/17)
Yards Per Rush	7.9	at Navy (09/23/17)
TD Rushes	5	at Navy (09/23/17)
Pass attempts	37	vs SMU (10/21/17)
Pass completions	26	vs SMU (10/21/17)
Yards Passing	374	vs UCF (10/07/17)
Yards Per Pass	19.7	vs UCF (10/07/17)
TD Passes	5	vs UCF (10/07/17)
Total Plays	83	at USF (10/14/17)
Total Offense	622	at Navy (09/23/17)
Yards Per Play	12.9	vs UCF (10/07/17)
Points	51	vs UCF (10/07/17)
Sacks By	4	at Michigan (09/09/17)
First Downs	31	at Navy (09/23/17)
Penalties	14	at USF (10/14/17)
Penalty Yards	137	at USF (10/14/17)
Turnovers	2	three times, last vs Temple (11/10/17)
Interceptions By	2	twice, last at Miami (09/16/17)
Punts	8	at Miami (09/16/17)
Punting Avg	48.7	at USF (10/14/17)
Long Punt	63	at USF (10/14/17)
Punts inside 20	4	at Miami (09/16/17)
Long Punt Return	14	at Tulane (11/04/17)

MISCELLANEOUS STATISTICS

GIVEAWAYS				TAKEAWAYS				+/-	FUMBLES			OPENING DRIVES -- OFFENSE			OPENING DRIVES -- DEFENSE			UC ON COIN FLIPS		
Game	Fum	Int	Tot	Fum	Int	Tot			Name	No.-	Lost	Game	1st	2nd	Game	1st	2nd	Game	Result	Score
AUSTIN PEAY	0	0	0	1	1	2		+2	BOONE, Mike	1-0		AUSTIN PEAY	Punt	Punt	UAUSTIN PEAY	Punt	Punt	AUSTIN PEAY	L (Kicked)	W, 26-14
at Michigan	0	2	2	2	0	2		0	GEDDIS, Thomas	2-1		at Michigan	Punt	TD	at Michigan	TD	Punt	at Michigan	W (Defer)	L, 36-14
at Miami (OH)	0	2	2	0	1	1		-1	MOORE, Hayden	6-5		at Miami (OH)	FG	Punt	at Miami (OH)	Punt	TD	at Miami (OH)	W (Defer)	W, 21-17
at Navy *	1	0	1	1	0	1		0	TEAM	2-1		at Navy *	Punt	TD	at Navy *	TD	TD	at Navy *	L (Receive)	L, 42-32
MARSHALL	3	0	3	1	0	1		-2				MARSHALL	Fumble	TD	MARSHALL	Fumble	Punt	MARSHALL	L (Kick)	L, 38-21
UCF *	0	1	1	0	0	0		-1				UCF *	Punt	Punt	UCF *	TD	FG	UCF *	W (Defer)	L, 51-23
at USF *	0	1	1	0	0	0		-1				at USF *	Punt	Punt	at USF *	FG	TD	at USF *	L (Receive)	L, 33-3
SMU *	1	1	2	0	1	1		-1				SMU *	TD	Fumble	SMU *	TD	Missed Punt	SMU *	L (Receive)	L, 31-28 (OT)
at Tulane *	0	0	0	0	0	0		0				at Tulane *	FG	TD	at Tulane *	Punt	Punt	at Tulane *	L (Receive)	W, 17-16
TEMPLE *	1	0	1	1	1	2		+1				TEMPLE *	Punt	TD	TEMPLE *	INT	TD	TEMPLE *	W (Defer)	L, 35-24
at ECU *												at ECU *			at ECU *			at ECU *		
UCONN *												UCONN *			UCONN *			UCONN *		

GAME-BY-GAME STATISTICS

OVERALL: **3-7**AMERICAN: **1-5**HOME: **1-4**AWAY: **2-3**NEUTRAL: **0-0**

Opponent	Score	Total	First Downs		Pen	Rushing		Passing		Total Offense Plays-Yards	Return Yards	Turn- Overs
			Rush	Pass		Number-Yards		Comp-Att-Int	Yards			
AUSTIN PEAY	26-14	15/20	6/12	7/5	2/3	29-97/60-224		17-28-0/9-19-1	151/89	57-248/79-313	85/59	0/2
at No. 8 Michigan	14-36	13/16	4/9	6/7	3/0	30-68/37-193		15-40-2/17-29-0	132/221	70-200/66-414	13/147	2/2
at Miami (OH)	21-17	21/14	8/5	10/7	3/2	35-139/32-70		24-43-2/16-31-1	222/221	78-361/63-291	82/124	2/1
at Navy *	32-42	22/31	3/26	19/2	0/3	23-58/72-569		28-46-0/2-3-0	381/53	69-439/75-622	62/96	1/1
MARSHALL	21-38	21/22	7/5	9/12	5/5	26-138/44-133		22-45-0/21-34-0	211/233	71-349/78-366	75/65	3/1
UCF *	23-51	21/23	6/5	13/14	2/4	26-113/21-141		23-40-1/16-19-0	278/374	66-391/40-515	116/78	1/0
at USF *	3-33	21/25	7/14	9/9	5/2	33-95/53-212		21-37-1/17-30-0	178/190	70-273/83-402	37/99	2/0
SMU *	28-31	26/26	14/7	11/17	1/2	42-249/44-140		22-35-1/26-37-1	189/295	77-438/81-435	52/47	2/1
at Tulane *	17-16	19/16	8/5	11/8	0/3	35-208/35-132		18-27-0/17-24-0	248/196	62-456/59-328	39/37	0/0
TEMPLE *	24-35	21/25	10/12	8/11	3/2	35-184/43-205		21-37-0/19-30-1	221/224	72-405/73-429	174/121	1/2
at ECU *												
UCONN *												
TOTALS	209-313	200/218	73/100	103/92	24/26	314-1349/441-2019		211-378-7/160-256-4	2211/2096	692-3560/697-4115	735/873	14/10

Opponent	3rd Down Conversions	4th Down Conversions	Time of Possession	TOP Margin	Avg Yds/Rush	Avg Yds/Pass	Avg Yds/Play	Punting Number-Avg	Penalties Number-Yards
AUSTIN PEAY	3-11/3-16	0-0/3-5	22:19/37:41	-15:22	3.3/3.7	5.4/4.7	4.4/4.0	6-42.2/7-41.1	7-70/10-87
at No. 8 Michigan	6-19/5-15	0-1/1-1	29:33/30:27	-0:54	2.3/5.2	3.3/7.6	2.9/6.3	10-37.3/7-39.1	4-30/7-68
at Miami (OH)	8-19/3/14	0-1/0-1	30:20/29:40	+0:40	4.0/2.2	5.2/7.1	4.6/4.6	4-42.5/8-45.5	6-56/9-77
at Navy *	5-13/6-8	3-3/0-0	23:09/36:51	-13:42	2.5/7.9	8.3/17.7	6.4/8.3	3-39.7/1-35.0	6-60/4-50
MARSHALL	4-14/7-18	1-2/2-3	20:49/39:11	-18:22	5.3/3.0	4.7/6.9	4.9/4.7	7-40.6/5-43.4	7-78/6-85
UCF *	9-15/3-4	1-1/0-0	29:11/15:49	13:22	4.3/6.7	6.9/19.7	5.9/12.9	4-45.5/0-0.0	9-74/8-44
at USF *	4-16/9-20	0-1/1-1	29:31/30:29	-0:58	2.9/4.0	4.8/6.3	3.9/4.8	7-41.9/6-48.7	11-98/14-137
SMU *	8-16/10-17	1-1/2-2	29:55/30:05	-0:10	5.9/3.2	5.4/8.0	5.7/5.4	2-42.0/3-43.3	6-46/7-74
at Tulane *	4-11/4-12	0-0/0-0	30:01/29:59	0:02	5.9/3.8	9.2/8.2	7.4/5.6	5-41.6/5-40.4	12-123/6-39
TEMPLE *	9-18/8-14	2-3/0-0	27:43/32:17	-4:34	5.3/4.8	6.0/7.5	5.6/5.9	5-37.6/2-46.5	11-107/4-50
at ECU *									
UCONN *									
TOTALS	60-152/58-138	8-13/9-13	272:31/312:29	-39:58	4.3/4.6	5.8/8.2	5.1/5.9	53-40.6/44-43.1	742/711

Note: Game totals are displayed in the format TEAM/OPPONENT for each category; *-American Athletic Conference game

TIME OF POSSESSION

Date	Opponent	Score	Overall	1st Qtr	2nd Qtr	3rd Qtr	4th Qtr
08/31	AUSTIN PEAY	W 26-14	22:19	4:02	5:13	7:30	5:34
09/09	at No. 8 Michigan	L 14-36	29:33	7:37	7:08	7:52	6:56
09/16	at Miami (OH)	W 21-17	30:20	7:14	9:00	8:58	5:08
09/23	at Navy *	L 32-42	23:09	4:41	5:16	7:20	5:52
09/30	MARSHALL	L 21-38	20:49	2:40	3:01	9:21	5:47
10/7	UCF *	L 23-51	29:11	10:02	9:41	9:28	-
10/14	at USF *	L 3-33	29:31	6:28	8:12	3:56	10:55
10/21	SMU *	L 28-31	29:55	8:14	9:11	3:16	9:14
11/04	at Tulane *	W 17-16	30:01	9:55	3:43	10:32	5:51
11/10	TEMPLE *	L 24-35	27:43	5:12	6:46	10:43	5:02
11/18	at ECU *						
11/25	UCONN *						
CINCINNATI		Total	272:31	66:05	67:11	78:56	60:19
		Avg.	27:15	6:36	6:43	7:53	6:01
OPPONENTS		Total	312:29	83:55	82:49	71:04	74:41
		Avg.	31:14	8:23	8:16	7:06	7:28

TEAM GAME-BY-GAME STATISTICS

OVERALL: **3-7**AMERICAN: **1-5**HOME: **1-4**AWAY: **2-3**NEUTRAL: **0-0**

Date	Opponent	RUSHING				RECEIVING				PASSING				KICK RET				PUNT RET				TOT OFF
		No.	Yds	TD	Lg	No.	Yds	TD	Lg	Cmp-Att-Int	Yds	TD	Lg	No	Yds	TD	Lg	No	Yds	TD	Lg	
08/31	AUSTIN PEAY	29	97	1	26	17	151	3	21	17-28-0	151	3	21	2	41	0	24	4	42	0	18	248
09/09	at No. 8 Michigan	30	68	1	46	15	132	1	25	15-40-2	132	1	25	1	7	0	7	3	6	0	5	200
09/16	at Miami (OH)	35	139	0	34	24	222	1	29	24-43-2	222	1	29	5	60	0	15	1	6	0	6	361
09/23	at Navy *	23	58	1	21	28	381	3	46	28-46-0	381	3	46	3	62	0	27	0	0	0	0	439
09/30	MARSHALL	26	138	2	31	22	211	1	42	22-45-0	211	1	42	4	71	0	22	3	4	0	15	349
10/7	UCF *	26	113	2	17	23	278	1	37	23-40-1	278	1	37	6	116	0	27	0	0	0	0	391
10/14	at USF *	33	95	0	16	21	178	0	20	21-37-1	178	0	20	2	37	0	23	0	0	0	0	273
10/21	SMU *	42	249	1	45	22	189	2	21	22-35-1	189	2	21	0	0	0	0	1	13	0	13	438
11/04	at Tulane *	35	208	1	57	18	248	1	40	18-27-0	248	1	40	2	30	0	18	1	9	0	9	456
11/10	TEMPLE *	35	184	1	29	21	221	2	35	21-37-0	221	2	35	6	151	0	41	1	16	0	16	405
11/18	at ECU *																					
11/25	UCONN *																					
	Totals	314	1349	10	57	211	2211	15	46	211-378-7	2211	15	46	29	583	0	41	13	90	0	18	3560
	Opponent	441	2019	17	53	160	2096	17	79	160-256-4	2096	17	79	30	625	1	98	15	67	0	14	4115

Date	Opponent	TACKLES				SACKS No-Yds	FUMBLE		PASS			BLKD Kick	KICKS Att-Mad	XPTS		Saf	Pts
		Solo	Ast	Total	TFL-Yds		FF	FR-Yds	Int-Yds	QBH	Brk			Run	Rcv		
08/31	AUSTIN PEAY	30	74	104	10.0-50	1.0-6	2	1-0	1-2	1	2	0	3-2	0	0	0	26
09/09	at No. 8 Michigan	48	14	62	5.0-15	1.0-8	0	2-0	0-0	0	2	0	2-2	0	0	0	14
09/16	at Miami (OH)	34	34	68	6.0-27	3.0-23	0	0-0	1-14	4	9	0	1-1	0	1	0	21
09/23	at Navy *	55	24	79	2.0-3	0.0-0	1	1-0	0-0	0	0	0	3-3	1	0	0	32
09/30	MARSHALL	46	40	86	9.0-15	0.0-0	1	1-0	0-0	4	3	0	3-3	0	0	0	21
10/7	UCF *	19	24	43	2.0-10	1.0-9	0	0-0	0-0	0	0	0	3-2	0	0	0	23
10/14	at USF *	56	16	72	3.0-7	0.0-0	0	0-0	0-0	0	2	0	0-0	0	0	0	3
10/21	SMU *	42	46	88	5.0-27	3.0-23	0	0-0	1-39	0	2	0	2-2	0	1	0	28
11/04	at Tulane *	43	18	61	4.0-11	0.0-0	0	0-0	0-0	0	1	0	2-2	0	0	0	17
11/10	TEMPLE *	36	42	78	3.0-9	1.0-4	1	1-0	1-7	1	5	0	3-3	0	0	0	24
11/18	at ECU *																
11/25	UCONN *																
	Totals	409	332	741	49.0-174	10.0-73	5	6-0	4-62	10	26	0	22-20	1	2	0	209
	Opponent	342	316	658	52.0-193	14.0-108	5	7-6	7-175	14	37	1	36-36	0	1	1	313

Date	Opponent	No	Yds	Avg	PUNTING						FIELD GOALS			KICKOFFS				
					Long	Blkd	TB	FC	50+	I20	Att-Made	Lg	Blkd	No	Yds	Avg	TB	OB
08/31	AUSTIN PEAY	6	253	42.2	64	0	0	3	1	3	1-0	0	0	5	280	56.0	1	1
09/09	at No. 8 Michigan	10	373	37.3	49	0	0	3	0	3	1-0	0	0	4	250	62.5	0	0
09/16	at Miami (OH)	4	170	42.5	45	0	0	3	0	1	3-2	41	0	5	305	61.0	0	0
09/23	at Navy *	3	119	39.7	42	0	0	3	0	0	1-1	36	0	6	350	58.3	1	0
09/30	MARSHALL	7	284	40.6	45	0	0	2	0	2	1-0	0	0	4	203	50.8	0	0
10/7	UCF *	4	182	45.5	53	0	0	3	1	2	1-1	26	0	4	215	53.8	0	0
10/14	at USF *	7	293	41.9	50	0	0	3	1	0	2-1	30	0	2	113	56.5	1	0
10/21	SMU *	2	84	42.0	47	0	0	1	0	0	3-2	28	0	6	370	61.7	4	0
11/04	at Tulane *	5	208	41.6	48	0	0	4	0	3	2-1	25	0	4	245	61.2	2	1
11/10	TEMPLE *	5	188	37.6	50	0	0	1	1	3	2-1	26	0	4	234	58.5	0	2
11/18	at ECU *																	
11/25	UCONN *																	
	Totals	53	2154	40.6	64	0	0	26	4	17	17-9	41	0	44	2565	58.3	9	4
	Opponent	44	1895	43.1	63	0	4	16	7	15	20-15	47	0	60	3713	61.9	29	0

OPPONENT GAME-BY-GAME STATISTICS

OVERALL: **3-7**AMERICAN: **1-5**HOME: **1-4**AWAY: **2-3**NEUTRAL: **0-0**

Date	Opponent	RUSHING				RECEIVING				PASSING				KICK RET				PUNT RET				TOT OFF
		No.	Yds	TD	Lg	No.	Yds	TD	Lg	Cmp-Att-Int	Yds	TD	Lg	No	Yds	TD	Lg	No	Yds	TD	Lg	
08/31	AUSTIN PEAY	60	224	1	25	9	89	1	19	9-19-1	89	1	19	3	58	0	22	1	1	0	0	313
09/09	at No. 8 Michigan	37	193	0	53	17	221	2	43	17-29-0	221	2	43	4	76	0	27	4	19	0	11	414
09/16	at Miami (OH)	32	70	1	16	16	221	1	55	16-31-1	221	1	55	5	60	0	15	1	6	0	6	291
09/23	at Navy *	72	569	5	53	2	53	1	34	2-3-0	53	1	34	5	96	0	33	0	0	0	0	622
09/30	MARSHALL	44	133	1	36	21	233	4	34	21-34-0	233	4	34	4	64	0	20	4	1	0	5	366
10/7	UCF *	21	141	2	47	16	374	5	79	16-19-0	374	5	79	3	78	0	29	0	0	0	0	515
10/14	at USF *	53	212	2	16	17	190	0	37	17-30-0	190	0	37	1	16	0	16	3	18	0	9	402
10/21	SMU *	44	140	2	23	26	295	2	33	26-37-1	295	2	33	2	39	0	23	1	8	0	8	435
11/04	at Tulane *	35	132	1	53	17	196	0	32	17-24-0	196	0	32	1	23	0	23	1	14	0	14	328
11/10	TEMPLE *	43	205	2	27	19	224	1	34	19-30-1	224	1	34	2	115	1	98	0	0	0	0	429
11/18	at ECU *																					
11/25	UCONN *																					
OPPONENT TOTALS		441	2019	17	53	160	2096	17	79	160-256-4	2096	17	79	30	625	1	98	15	67	0	14	4115
CINCINNATI		314	1349	10	57	211	2211	15	46	211-378-7	2211	15	46	29	583	0	41	13	90	0	18	3560

Date	Opponent	TACKLES				SACKS No-Yds	FUMBLE		PASS			BLKD Kick	KICKS Att-Mad	XPTS		Saf	Pts
		Solo	Ast	Total	TFL-Yds		FF	FR-Yds	Int-Yds	QBH	Brk			Run	Rcv		
08/31	AUSTIN PEAY	23	36	59	2.0-4	0.0-0	1	0-0	0-0	0	2	0	2-2	0	0	0	14
09/09	at No. 8 Michigan	33	24	57	7.0-28	4.0-23	0	0-0	2-52	4	4	0	4-4	0	0	1	36
09/16	at Miami (OH)	38	36	74	4.0-19	1.0-11	0	0-0	2-58	1	6	0	2-2	0	0	0	17
09/23	at Navy *	32	28	60	6.0-22	2.0-17	1	1-0	0-0	4	5	0	6-6	0	0	0	42
09/30	MARSHALL	28	38	66	2.0-3	0.0-0	1	3-0	0-0	3	7	0	5-5	0	0	0	38
10/7	UCF *	32	32	64	7.0-16	1.0-6	0	0-0	1-0	1	2	1	6-6	0	0	0	51
10/14	at USF *	43	20	63	8.0-44	3.0-21	1	1-0	1-65	0	2	0	3-3	0	0	0	33
10/21	SMU *	32	56	88	8.0-34	2.0-25	0	1-0	1-0	0	3	0	4-4	0	0	0	31
11/04	at Tulane *	41	14	55	5.0-9	0.0-0	0	0-0	0-0	0	3	0	1-1	0	0	0	16
11/10	TEMPLE *	40	32	72	3.0-14	1.0-5	1	1-6	0-0	1	3	0	3-3	0	1	0	35
11/18	at ECU *																
11/25	UCONN *																
OPPONENT TOTALS		342	316	658	52.0-193	14.0-108	5	7-6	7-175	14	37	1	36-36	0	1	1	313
CINCINNATI		409	332	741	49.0-174	10.0-73	5	6-0	4-62	10	26	0	22-20	1	2	0	209

Date	Opponent	No	Yds	Avg	PUNTING						FIELD GOALS			KICKOFFS				
					Long	Blkd	TB	FC	50+	I20	Att-Made	Lg	Blkd	No	Yds	Avg	TB	OB
08/31	AUSTIN PEAY	7	288	41.1	50	0	0	1	1	1	0-0	0	0	3	144	48.0	0	0
09/09	at No. 8 Michigan	7	274	39.1	61	0	1	1	1	3	2-2	28	0	7	447	63.9	6	0
09/16	at Miami (OH)	8	364	45.5	51	0	1	6	2	4	1-1	37	0	4	220	55.0	0	0
09/23	at Navy *	1	35	35.0	35	0	0	0	0	0	1-0	0	0	7	449	64.1	4	0
09/30	MARSHALL	5	217	43.4	54	0	0	1	1	1	2-1	26	0	7	455	65.0	3	0
10/7	UCF *	0	0	0.0	0	0	0	0	0	0	1-1	47	0	9	565	62.8	3	0
10/14	at USF *	6	292	48.7	63	0	1	3	2	2	4-4	39	0	7	430	61.4	5	0
10/21	SMU *	3	130	43.3	45	0	0	1	0	1	2-1	27	0	5	325	65.0	5	0
11/04	at Tulane *	5	202	40.4	48	0	0	3	0	3	4-3	37	0	4	258	64.5	2	0
11/10	TEMPLE *	2	93	46.5	47	0	1	0	0	0	3-2	27	0	7	420	60.0	1	0
11/18	at ECU *																	
11/25	UCONN *																	
	OPPONENT TOTALS	44	1895	43.1	63	0	4	16	7	15	20-15	47	0	60	3713	61.9	29	0
	CINCINNATI	53	2154	40.6	64	0	0	26	4	17	17-9	41	0	44	2565	58.3	9	4

INDIVIDUAL GAME-BY-GAME STATISTICS

OVERALL: **3-7**AMERICAN: **1-5**HOME: **1-4**AWAY: **2-3**NEUTRAL: **0-0**

PASSING											
#8 MOORE, Hayden	Att	Comp	Int	Pct	Yards	TD	Long	Sack	Yds	Effic	
Austin Peay	28	17	0	60.7	151	3	21	0	0	141.4	
Michigan	40	15	2	37.5	132	1	25	4	23	63.5	
Miami	43	24	2	55.8	222	1	29	1	11	97.6	
Navy	46	28	0	60.9	381	3	46	2	17	152.0	
Marshall	45	22	0	48.9	211	1	42	0	0	95.6	
UCF	40	23	1	57.5	278	1	37	1	6	119.1	
USF	28	16	1	57.1	147	0	20	1	9	94.1	
SMU	35	22	1	62.9	189	2	21	2	25	121.4	
Tulane	27	18	0	66.7	248	1	40	0	0	156.0	
Temple	36	20	0	55.6	217	2	35	1	5	124.5	
TOTALS	368	205	7	55.7	2176	15	46	12	96	115.0	
#12 TRAIL, Ross	Att	Comp	Int	Pct	Yards	TD	Long	Sack	Yds	Effic	
USF	9	5	0	55.6	31	0	10	2	12	84.5	
TOTALS	9	5	0	55.6	31	0	10	2	12	84.5	
#5 BOONE, Mike	Att	Comp	Int	Pct	Yards	TD	Long	Sack	Yds	Effic	
Temple	1	1	0	100.0	4	0	4	0	0	133.6	
TOTALS	1	1	0	100.0	4	0	4	0	0	133.6	

RUSHING													
PLAYER	No-Yds/TD	APSU	MICH	MIOH	NAVY	MAR	UCF	USF	SMU	TLN	TEM	ECU	CONN
DOAKS, Gerrid RB	87-513/2	DNP	6-25/0	17-71/0	14-59/1	10-55/1	4-13/0	6-37/0	9-91/0	17-149/0	4-13/0		
BOONE, Mike RB	81-318/4	19-100/1	12-44/1	DNP	DNP	5-17/0	8-23/0	5-0/0	17-55/0	6-20/1	9-59/1		
MOORE, Hayden QB	77-272/3	2-9/0	10-29/0	8-18/0	4--14/0	5-16/0	13-75/2	5--27/0	11-52/1	8-39/0	11-75/0		
WARREN, M. RB	45-260/1	3-7/0	1-3/0	9-51/0	3-5/0	5-49/1	1-2/0	6-47/0	5-51/0	2-5/0	10-40/0		
TRAIL, Ross QB	6-17/0	DNP	DNP	DNP	DNP	DNP	DNP	6-17/0	DNP	DNP	DNP		
BOOSE, Taylor RB	3-13/0	DNP	DNP	DNP	DNP	-	-	3-13/0	-	-	-		
LEWIS, Kahlil WR	1-9/0	-	-	-	1-9/0	-	-	-	-	-	-		
GREENE, Jaelen RB	3-9/0	DNP	DNP	DNP	-	1-1/0	-	2-8/0	-	-	-		

RECEIVING													
PLAYER	No-Yds/TD	APSU	MICH	MIOH	NAVY	MAR	UCF	USF	SMU	TLN	TEM	ECU	CONN
LEWIS, Kahlil WR	53-528/4	4-41/1	4-29/1	7-83/1	6-59/1	3-24/0	7-89/0	6-35/0	10-72/0	1-12/0	5-84/0		
GRAY, Devin WR	25-427/3	2-18/0	3-41/0	-	6-112/1	3-68/0	2-28/0	1-20/0	3-41/1	2-49/1	3-50/0		
GEDDIS, Thomas WR	23-323/3	4-48/1	-	5-52/0	3-37/0	-	2-38/0	2-25/0	2-29/1	3-54/0	2-40/1		
BOONE, Mike RB	22-160/1	2-9/0	5-28/0	DNP	DNP	1-2/0	3-39/0	2-30/0	1-11/0	4-34/0	4-7/1		
PINCKNEY, JJ WR	9-153/0	-	-	2-28/0	2-53/0	-	1-13/0	1-13/0	2-6/0	1-40/0	-		
DOAKS, Gerrid RB	14-135/1	DNP	1-25/0	2-25/0	1-19/0	1-7/0	2--2/1	2-8/0	2-23/0	2-23/0	1-7/0		
COGSWELL, Tyler TE	20-124/2	3-13/1	1-2/0	1-0/0	5-45/1	-	2-15/0	3-20/0	1-8/0	1-5/0	3-16/0		
DEGUARA, Josiah TE	11-98/0	-	-	2-9/0	1-14/0	4-30/0	1-28/0	3-17/0	DNP	DNP	DNP		
ROLLINS, Jerron WR	10-85/0	2-22/0	1-7/0	1-0/0	2-16/0	2-16/0	-	-	-	2-24/0	-		
MEDARIS, Rashad WR	6-61/0	-	DNP	2-24/0	-	2-23/0	2-14/0	DNP	DNP	DNP	DNP		
WARREN, M. RB	4-50/0	-	-	-	1-15/0	-	1-16/0	1-10/0	-	-	1-9/0		
HAWES, Javan WR	6-43/1	DNP	DNP	DNP	DNP	3-37/1	-	-	1--1/0	2-7/0	-		
SAVAGE, JaQuay WR	4-16/0	DNP	-	2-1/0	1-11/0	DNP	DNP	-	-	-	1-4/0		
BOOSE, Taylor RB	2-4/0	DNP	DNP	DNP	DNP	2-4/0	-	-	-	-	-		
MOORE, Hayden QB	1-4/0	-	-	-	-	-	-	-	-	-	1-4/0		
GREENE, Jaelen RB	1-0/0	DNP	DNP	DNP	-	1-0/0	-	-	-	-	-		

INDIVIDUAL GAME-BY-GAME STATISTICS

OVERALL: **3-7**AMERICAN: **1-5**HOME: **1-4**AWAY: **2-3**NEUTRAL: **0-0**

ALL-PURPOSE YARDS	TOTAL	APSU	MICH	MIOH	NAVY	MAR	UCF	USF	SMU	TLN	TEM	ECU	CONN
DOAKS, Gerrid	648	DNP	50	96	78	62	11	45	114	172	20		
WARREN, M.	632	24	3	119	20	49	84	94	51	23	165		
LEWIS, Kahlil	537	41	29	83	68	24	89	35	72	12	84		
GRAY, Devin	517	60	47	-	112	85	28	20	41	58	66		
BOONE, Mike	503	109	72	DNP	DNP	19	62	30	79	66	66		
GEDDIS, Thomas	448	72	7	52	99	32	38	25	29	54	40		
MOORE, Hayden	276	9	29	18	-14	16	75	-27	52	39	79		
PINCKNEY, JJ	153	-	-	28	53	-	13	13	6	40	-		
HAWES, Javan	132	DNP	DNP	DNP	DNP	76	50	-	-1	7	-		
COGSWELL, Tyler	124	13	2	-	45	-	15	20	8	5	16		
DEGUARA, Josiah	98	-	-	9	14	30	28	17	DNP	DNP	DNP		
ROLLINS, Jerron	85	22	7	-	16	16	-	-	-	24	-		
MEDARIS, Rashad	61	-	DNP	24	-	23	14	DNP	DNP	DNP	DNP		
BOOSE, Taylor	52	DNP	DNP	DNP	DNP	4	-	13	-	-	35		
STEPHENS, L.	39	-	-	-	-	-	-	-	39	-	-		
TRAIL, Ross	17	DNP	DNP	DNP	DNP	DNP	DNP	17	DNP	DNP	DNP		
SAVAGE, JaQuay	16	DNP	-	1	11	DNP	DNP	-	-	-	4		
CLEMENTS, Malik	14	-	-	14	-	-	-	-	-	-	-		
GREENE, Jaelen	9	DNP	DNP	DNP	-	1	-	8	-	-	-		
TAYLOR, M.	7	-	DNP	-	DNP	DNP	DNP	DNP	-	-	7		
SMITH, James	5	-	-	-	-	-	-	-	-	-	5		
WRIGHT, Bryan	2	2	-	-	-	-	DNP	DNP	DNP	DNP	DNP		

INT RETURNS	TOTAL	APSU	MICH	MIOH	NAVY	MAR	UCF	USF	SMU	TLN	TEM	ECU	CONN
CLEMENTS, Malik	1-14	-	-	1-14	-	-	-	-	-	-	-		
WRIGHT, Bryan	1-2	1-2	-	-	-	-	DNP	DNP	DNP	DNP	DNP		
STEPHENS, L.	1-39	-	-	-	-	-	-	-	1-39	-	-		
TAYLOR, M.	1-7	-	DNP	-	DNP	DNP	DNP	DNP	-	-	1-7		

KICK RETURNS	TOTAL	APSU	MICH	MIOH	NAVY	MAR	UCF	USF	SMU	TLN	TEM	ECU	CONN
WARREN, M.	14-322	1-17	-	3-68	-	-	3-66	2-37	-	1-18	4-116		
GEDDIS, Thomas	7-125	1-24	1-7	-	3-62	2-32	-	-	-	-	-		
HAWES, Javan	5-89	DNP	DNP	DNP	DNP	2-39	3-50	-	-	-	-		
BOOSE, Taylor	2-35	DNP	DNP	DNP	DNP	-	-	-	-	-	2-35		
BOONE, Mike	1-12	-	-	DNP	DNP	-	-	-	-	1-12	-		

PUNT RETURNS	TOTAL	APSU	MICH	MIOH	NAVY	MAR	UCF	USF	SMU	TLN	TEM	ECU	CONN
GRAY, Devin	11-90	4-42	3-6	-	-	2-17	-	-	-	1-9	1-16		
BOONE, Mike	1-13	-	-	DNP	DNP	-	-	-	1-13	-	-		

FUMBLE RETURNS	TOTAL	APSU	MICH	MIOH	NAVY	MAR	UCF	USF	SMU	TLN	TEM	ECU	CONN
n/a													

INDIVIDUAL GAME-BY-GAME STATISTICS

OVERALL: **3-7**AMERICAN: **1-5**HOME: **1-4**AWAY: **2-3**NEUTRAL: **0-0**

FUMBLES FORCED	TOTAL	APSU	MICH	MIOH	NAVY	MAR	UCF	USF	SMU	TLN	TEM	ECU	CONN	
GILBERT, Tyrell	2	1	-	-	-	-	-	-	-	-	1			
JACOBS, Carter	1	-	-	-	1	-	-	-	-	-	-			
YOUNG, Perry	1	1	-	-	-	-	-	-	-	-	-			
MOUHON, Kevin	1	-	-	-	-	1	-	-	-	-	-			
FUMBLES RECOVERED	TOTAL	APSU	MICH	MIOH	NAVY	MAR	UCF	USF	SMU	TLN	TEM	ECU	CONN	
GILBERT, Tyrell	2	-	1	-	-	-	-	-	-	-	1			
BROUGHTON, C.	1	-	1	-	-	-	-	-	-	-	-			
YOUNG, Perry	1	-	-	-	-	1	-	-	-	-	-			
MURPHY, Chris	1	-	-	-	1	-	-	-	-	-	-			
MINOR, Jaylyn	1	1	-	-	-	-	-	-	-	-	-			
TOTAL TACKLES	UA-A	TOT	APSU	MICH	MIOH	NAVY	MAR	UCF	USF	SMU	TLN	TEM	ECU	CONN
MINOR, Jaylyn LB	53-50	103	1-9	9-2	4-6	7-5	4-4	2-6	11-2	3-5	5-2	7-9		
YOUNG, Perry LB	47-39	86	10-7	3-1	2-1	4-1	6-7	2-2	5-2	3-10	8-2	4-6		
JACOBS, Carter S	42-19	61	2-2	3-1	1-1	9-4	6-3	5-3	2-0	8-3	1-0	5-2		
CLEMENTS, Malik S	25-33	58	2-16	4-0	4-3	6-4	2-1	1-1	3-1	1-5	1-1	1-1		
COPELAND, M. DT	27-22	49	1-3	3-3	3-4	7-0	3-4	0-1	-	2-3	4-1	4-3		
GILBERT, Tyrell S	28-13	41	3-1	4-1	3-4	3-0	3-2	0-1	6-2	4-2	-	2-0		
MOUHON, Kevin DE	23-18	41	2-4	1-0	3-1	-	3-2	-	8-1	3-7	3-3	-		
STEPHENS, L. CB	25-15	40	0-6	2-0	3-0	1-1	5-0	1-2	1-1	6-2	4-1	2-2		
WHITE, Jarell LB	11-16	27	0-1	-	-	1-1	3-4	-	1-0	1-2	1-2	4-6		
BROUGHTON, C. DT	9-17	26	1-3	2-1	0-1	2-1	1-2	0-2	1-1	0-2	1-1	1-3		
COLEMAN, Grant CB	16-8	24	1-0	6-1	3-2	3-1	0-2	3-2	-	-	-	-		
FITZ, Kimoni DE	15-6	21	4-2	2-0	2-0	0-2	4-0	1-1	-	-	1-1	1-0		
MURPHY, Chris S	14-6	20	1-0	3-1	-	4-0	-	-	1-1	2-0	3-0	0-4		
PIERCE, Davin CB	15-4	19	0-1	4-0	-	3-0	2-0	-	2-2	3-1	1-0	-		
WRIGHT, Bryan DE	7-8	15	0-5	-	2-0	2-2	0-1	DNP	3-0	DNP	DNP	DNP		
JOHNSON, Lyndon DE	7-7	14	0-1	0-1	-	-	DNP	-	2-0	1-2	4-2	0-1		
BROOKS, Curtis DT	3-10	13	0-3	-	-	-	0-2	0-1	3-1	-	0-1	0-2		
SMITH, Marquis CB	10-2	12	-	-	-	-	0-1	3-0	3-0	3-1	-	1-0		
WILSON, Mark DE	7-5	12	1-2	-	2-2	-	-	1-0	2-0	1-0	-	0-1		
TAYLOR, M. CB	7-2	9	-	DNP	-	DNP	DNP	DNP	DNP	-	4-1	3-1		
DUBLANKO, Joel LB	1-7	8	1-4	-	0-2	-	-	0-1	-	-	-	-		
BROWN, Marcus DT	3-5	8	DNP	-	-	-	1-3	-	-	1-1	1-0	0-1		
SPONSELLER, Ty LB	3-2	5	-	1-1	-	2-0	-	DNP	0-1	-	-	-		
FORREST, D. S	3-2	5	-	1-0	-	1-1	-	-	1-1	-	-	-		
STATHAM, Tyquan LB	0-4	4	0-2	-	0-2	-	-	DNP	-	-	-	-		
BRYANT, Coby S	1-2	3	-	-	1-1	0-1	-	-	-	-	-	-		
ASHWORTH, Caleb DE	0-2	2	DNP	-	0-2	DNP	DNP	DNP	DNP	DNP	DNP	DNP		
GRAY, Devin	0-2	2	0-1	-	0-1	-	-	-	-	-	-	-		
PITTS, Michael DE	0-2	2	0-1	DNP	DNP	-	-	0-1	DNP	DNP	-	-		
JONES, Ryan	2-0	2	-	-	-	-	1-0	-	-	-	1-0	-		
VINCENT, Jon LS	1-0	1	-	-	-	-	-	-	1-0	-	-	-		
CAMPBELL, G.	1-0	1	-	-	-	-	-	-	-	-	-	1-0		
SMITH, James P	0-1	1	-	-	-	-	0-1	-	-	-	-	-		
WARREN, M.	0-1	1	-	-	-	-	0-1	-	-	-	-	-		
MEDARIS, Rashad	1-0	1	-	DNP	1-0	-	-	-	DNP	DNP	DNP	DNP		
GREENE, Jaelen	1-0	1	DNP	DNP	DNP	-	1-0	-	-	-	-	-		
COGSWELL, Tyler	0-1	1	-	-	0-1	-	-	-	-	-	-	-		
HAWES, Javan	1-0	1	DNP	DNP	DNP	DNP	1-0	-	-	-	-	-		
GEDDIS, Thomas	0-1	1	-	0-1	-	-	-	-	-	-	-	-		

INDIVIDUAL GAME-BY-GAME STATISTICS

OVERALL: **3-7**AMERICAN: **1-5**HOME: **1-4**AWAY: **2-3**NEUTRAL: **0-0**

TFLs	UA-A	TOT	APSU	MICH	MIOH	NAVY	MAR	UCF	USF	SMU	TLN	TEM	ECU	CONN
YOUNG, Perry LB	7-3	8.5	3.0-22	-	-	-	1.0-2	-	1.0-1	0.5-0	3.0-8	-		
COPELAND, M. DT	6-3	7.5	-	1.0-2	3.0-8	-	0.5-0	-	-	1.0-7	-	2.0-8		
MOUHON, Kevin DE	5-1	5.5	1.0-5	-	2.5-18	-	1.0-3	-	1.0-1	-	-	-		
MINOR, Jaylyn LB	4-1	4.5	1.5-8	1.0-2	-	-	-	-	-	1.0-9	-	1.0-1		
FITZ, Kimoni DE	3-1	3.5	-	-	-	0.5-1	2.0-3	1.0-1	-	-	-	-		
GILBERT, Tyrell S	3-0	3.0	1.0-6	1.0-2	-	-	1.0-1	-	-	-	-	-		
BROUGHTON, C. DT	2-1	2.5	0.5-1	1.0-8	-	1.0-2	-	-	-	-	-	-		
WRIGHT, Bryan DE	1-3	2.5	0.5-0	-	-	0.5-0	0.5-1	DNP	1.0-5	DNP	DNP	DNP		
JOHNSON, Lyndon DE	2-0	2.0	-	-	-	-	DNP	-	-	1.0-7	1.0-3	-		
PIERCE, Davin CB	1-2	2.0	0.5-1	-	-	-	1.0-1	-	-	0.5-1	-	-		
DUBLANKO, Joel LB	1-1	1.5	1.5-5	-	-	-	-	-	-	-	-	-		
WILSON, Mark DE	1-1	1.5	-	-	0.5-1	-	-	1.0-9	-	-	-	-		
CLEMENTS, Malik S	1-0	1.0	-	-	-	-	1.0-1	-	-	-	-	-		
WHITE, Jarell LB	1-0	1.0	-	-	-	-	1.0-3	-	-	-	-	-		
MURPHY, Chris S	1-0	1.0	-	1.0-1	-	-	-	-	-	-	-	-		
BROWN, Marcus DT	1-0	1.0	DNP	-	-	-	-	-	-	1.0-3	-	-		
STEPHENS, L. CB	0-1	0.5	0.5-2	-	-	-	-	-	-	-	-	-		

SACKS	UA-A	TOT	APSU	MICH	MIOH	NAVY	MAR	UCF	USF	SMU	TLN	TEM	ECU	CONN
COPELAND, M. DT	3-0	3.0	-	-	1.0-5	-	-	-	-	1.0-7	-	1.0-4		
MOUHON, Kevin DE	2-0	2.0	-	-	2.0-18	-	-	-	-	-	-	-		
JOHNSON, Lyndon DE	1-0	1.0	-	-	-	-	DNP	-	-	1.0-7	-	-		
BROUGHTON, C. DT	1-0	1.0	-	1.0-8	-	-	-	-	-	-	-	-		
WILSON, Mark DE	1-0	1.0	-	-	-	-	-	1.0-9	-	-	-	-		
MINOR, Jaylyn LB	1-0	1.0	-	-	-	-	-	-	-	1.0-9	-	-		
GILBERT, Tyrell S	1-0	1.0	1.0-6	-	-	-	-	-	-	-	-	-		

OVERTIME GAMES

YEAR	OPPONENT	W/L	LENGTH	REGULATION	FINAL
1996	Miami (Ohio)	W	3OT	17-17	30-23
1997	at Houston *	L	2OT	31-31	41-38
	at Miami (Ohio)	W	2OT	24-24	34-31
1999	UAB *	L	OT	21-21	24-21
2000	at Wisconsin	L	OT	22-22	28-25
	at Memphis *	W	OT	10-10	13-10
2002	TCU *	W	OT	29-29	36-29
2003	Temple	W	3OT	24-24	30-24
	at USF *	L	2OT	10-10	24-17
2008	at No. 20 West Virginia *	W	OT	20-20	26-23
2012	at No. 16/14 Louisville *	L	OT	31-31	34-31
2013	No. 19/16 Louisville *	L	OT	24-24	31-24
2016	at Tulsa *	L	OT	34-34	40-37
2017	SMU *	L	OT	28-28	31-28

CINCINNATI'S RECORDS IN...

All Overtime Games.....	6-8
One Overtime:.....	3-6
Two Overtimes:.....	1-2
Three Overtimes:.....	2-0
Overtime at Home	3-3
Overtime on the Road	3-5
Overtime Conference Games.....	3-7
Overtime Non-Conference Games	3-1
Overtime Coin Toss.....	6-8

POSSESSION RESULT

	CINCINNATI	OPP.
Touchdowns	7	6
Field Goals	6	7
Missed Field Goals	0	3
Turnovers	5	4

* - Conference Game

INDIVIDUAL SEASON & CAREER HIGHS

5 MIKE BOONE

RB · SR · MACCLENNEY, FLA.

CAREER HIGHS

Rushes.....19 twice, last vs. Austin Peay, 08/31/17
 Rushing Yards.....212 vs. USF 10/24/14 (19 carries)
 Long Rush.....74 at Miami (OH), 09/19/15
 Long Reception.....25 vs Virginia Tech, 12/27/14
 100-Yard Games.....6

SEASON HIGHS

Rushes.....19 vs. Austin Peay, 08/31/17
 Rushing Yards.....100 vs. Austin Peay, 08/31/17
 Long Rush.....26 vs. Austin Peay, 08/31/17
 Long Reception.....11 at Michigan, 09/06/17
 100-Yard Games.....1

CAREER RUSHING STATS

YEAR	GP	ATT	YDS	TD	LG	AVG/A	AVG/G
2014	9	101	650	9	63	6.4	72.2
2015	11	104	749	9	74	7.2	68.1
2016	9	105	388	2	18	3.7	43.1
2017	8	81	318	4	28	3.9	39.8
TOTAL	37	391	2105	24	74	5.4	56.9

CAREER RECEIVING STATISTICS

YEAR	GP	REC	YDS	TD	LG	REC/G	AVG/C	AVG/G
2014	9	6	62	0	25	0.7	10.3	6.9
2015	11	15	108	0	24	1.4	7.2	9.8
2016	9	20	249	0	54	2.2	12.5	27.7
2017	8	22	160	1	37	2.8	7.3	20.0
TOTAL	37	63	579	1	54	1.7	9.2	15.6

2017 RUSHING GAME BY GAME

Date	Opponent	No.	Yds.	TD	Long
Aug. 31	AUSTIN PEAY	19	100	1	26
Sept. 9	at Michigan	12	44	1	16
Sept. 30	MARSHALL	5	17	0	11
Oct. 7	UCF *	8	23	0	14
Oct. 14	at USF *	5	0	0	1
Oct. 21	SMU *	17	55	0	10
Nov. 4	at Tulane *	6	20	1	9
Nov. 19	TEMPLE *	9	59	1	28

2016 RUSHING GAME BY GAME

Date	Opponent	No.	Yds.	TD	Long
Sept. 1	UT MARTIN	12	43	1	16
Sept. 10	at Purdue	18	78	0	18
Sept. 15	HOUSTON *	12	29	0	10
Sept. 24	MIAMI (OHIO)	19	74	1	18
Oct. 1	USF *	13	31	0	11
Oct. 8	at UConn *	6	7	0	3
Oct. 22	ECU *	14	88	0	14
Oct. 28	at Temple *	9	24	0	9
Nov. 5	BYU	2	22	0	15

2015 RUSHING GAME BY GAME

Date	Opponent	No.	Yds.	TD	Long
Sept. 5	ALABAMA A&M	13	86	2	26
Sept. 12	TEMPLE *	6	16	0	7
Sept. 19	at Miami (OH)	4	118	1	74
Oct. 16	at BYU	9	55	1	21
Oct. 24	at UConn *	13	119	0	34
Oct. 31	UCF *	3	49	0	32
Nov. 7	at Houston *	6	57	0	23
Nov. 14	TULSA *	18	138	3	38
Nov. 20	at USF *	8	28	0	8
Nov. 28	at ECU *	16	56	1	7
Dec. 24	vs. San Diego State	8	32	1	10

2014 RUSHING GAME BY GAME

Date	Opponent	No.	Yds.	TD	Long
Oct. 11	MIAMI (FL)	3	14	0	6
Oct. 18	at SMU *	5	18	1	8
Oct. 24	USF *	19	212	1	63
Oct. 31	at Tulane *	15	114	1	33
Nov. 13	ECU *	9	45	1	24
Nov. 22	at UConn *	9	52	1	12
Nov. 29	at Temple *	14	65	1	15
Dec. 6	HOUSTON *	17	85	3	15
Dec. 27	vs. Virginia Tech	10	50	0	31

18 TYLER COGSWELL

TE · SR · CORAL SPRINGS, FLA.

CAREER HIGHS

Receptions.....5 at Navy, 09/23/17
 Receiving Yards.....45 at Navy, 09/23/17
 Long Reception.....17 at Navy, 09/23/17

SEASON HIGHS

Receptions.....5 at Navy, 09/23/17
 Receiving Yards.....45 at Navy, 09/23/17
 Long Reception.....17 at Navy, 09/23/17

CAREER RECEIVING STATISTICS

YEAR	GP	REC	YDS	TD	LG	REC/G	AVG/C	AVG/G
2014	7	1	3	0	3	0.1	3.0	0.4
2015	13	4	22	1	7	0.3	5.5	1.7
2016	12	2	42	0	29	0.2	21.0	3.5
2017	10	20	124	2	17	2.0	6.2	12.4
TOTAL	42	27	191	3	29	0.6	7.1	4.5

2017 RECEIVING GAME BY GAME

Date	Opponent	No.	Yds.	TD	Long
Aug. 31	AUSTIN PEAY	3	13	1	6
Sept. 9	at Michigan	1	2	0	2
Sept. 23	at Navy *	5	45	1	17
Oct. 7	UCF *	2	15	0	13
Oct. 14	at USF *	3	20	0	9
Oct. 21	SMU	1	8	0	8
Nov. 4	at Tulane *	1	5	0	5
Nov. 10	TEMPLE *	3	16	0	9

2016 RECEIVING GAME BY GAME

Date	Opponent	No.	Yds.	TD	Long
Sept. 24	MIAMI (OHIO)	1	29	0	29
Oct. 1	USF *	1	13	0	13

2015 RECEIVING GAME BY GAME

Date	Opponent	No.	Yds.	TD	Long
Sept. 24	at Memphis *	1	5	0	5
Oct. 1	MIAMI (FL)	1	7	1	7
Nov. 14	TULSA *	1	5	0	5
Nov. 28	at ECU *	1	5	0	5

2014 RECEIVING GAME BY GAME

Date	Opponent	No.	Yds.	TD	Long
Oct. 31	at Tulane *	1	3	0	3

83 JOSIAH DEGUARA

TE · SO · FOLSOM, CALIF.

CAREER HIGHS

Receptions.....4 vs. Marshall, 09/30/17
 Receiving Yards.....30 vs. Marshall, 09/30/17
 Long reception.....28, twice

SEASON HIGHS

Receptions.....4 vs. Marshall, 09/30/17
 Receiving Yards.....30 vs. Marshall, 09/30/17
 Long Reception.....26 vs. UCF, 10/07/17

CAREER RECEIVING STATISTICS

YEAR	GP	REC	YDS	TD	LG	REC/G	AVG/C	AVG/G
2016	12	4	47	0	28	0.3	11.8	3.9
2017	7	11	98	0	28	1.6	8.9	14.0
TOTAL	19	15	145	0	28	0.8	9.7	7.6

2017 RECEIVING GAME BY GAME

Date	Opponent	No.	Yds.	TD	Long
Sept. 16	at Miami (OH)	2	9	0	5
Sept. 23	at Navy *	1	14	0	14
Sept. 30	MARSHALL	4	30	0	11
Oct. 7	UCF *	1	28	0	28
Oct. 14	at USF *	3	17	0	10

2016 RECEIVING GAME BY GAME

Date	Opponent	No.	Yds.	TD	Long
Sept. 15	HOUSTON *	1	28	0	28
Sept. 24	MIAMI (OHIO)	1	4	0	4
Nov. 25	at Tulsa *	2	15	0	9

23 GERRID DOAKS

RB · FR · INDIANAPOLIS, IND.

CAREER HIGHS

Rushes.....17 twice
 Rushing yards.....149 at Tulane, 11/04/17
 Long Rush.....57 at Tulane 11/04/17
 100-Yard Games.....1

SEASON HIGHS

Rushes.....17 twice
 Rushing yards.....149 at Tulane, 11/04/17
 Long Rush.....57 at Tulane 11/04/17
 100-Yard Games.....1

CAREER RUSHING STATS

YEAR	GP	ATT	YDS	TD	LG	AVG/A	AVG/G
2017	9	87	513	2	57	5.9	57.0
TOTAL	9	87	513	2	57	5.9	57.0

2017 RUSHING GAME BY GAME

Date	Opponent	No.	Yds.	TD	Long
Sept. 9	at Michigan	6	25	0	15
Sept. 16	at Miami (OH)	17	71	0	12
Sept. 23	at Navy *	14	59	1	21
Sept. 30	MARSHALL	10	55	1	31
Oct. 7	UCF *	4	13	0	6
Oct. 14	USF *	6	37	0	13
Oct. 21	SMU *	9	91	0	45
Nov. 4	at Tulane *	17	149	0	57
Nov. 10	TEMPLE *	4	13	0	13

INDIVIDUAL SEASON & CAREER HIGHS

16 ANDREW GANTZ

K · SR · CENTERVILLE, OHIO

CAREER HIGHS

Longest FG51 vs. Miami (FL), 10/01/15
 Most FG Made4 at Memphis, 09/24/15

SEASON HIGHS

Longest FGn/a
 Most FG Maden/a

CAREER KICKING STATISTICS

Year	M-A	Pct.	1-19	20-29	30-39	40-49	50+	Lg	PAT
2014	16-20	80.0	0-0	5-5	6-7	5-7	0-1	47	52-54
2015	21-27	77.8	0-0	8-10	6-6	5-6	2-5	51	49-50
2016	2-2	100.0	0-0	1-1	1-1	0-0	0-0	37	6-6
2017	0-1	0.00	0-0	0-1	0-0	0-0	0-0	-	2-3
TOTAL	39-50	79.6	0-0	14-17	13-14	10-13	2-6	51	109-112

2017 KICKING GAME BY GAME

Date	Opponent	PAT-A	FGM-FGA	Lg	Blk
Aug. 31	AUSTIN PEAY	2-3	0-1	-	0

2016 KICKING GAME BY GAME

Date	Opponent	PAT-A	FGM-FGA	Lg	Blk
Sept. 10	at Purdue	5-5	1-1	26	0
Sept. 15	HOUSTON *	2-2	1-1	37	0

2015 KICKING GAME BY GAME

Date	Opponent	PAT-A	FGM-FGA	Lg	Blk
Sept. 5	ALABAMA A&M	6-6	1-1	35	0
Sept. 12	TEMPLE *	2-2	2-3	27	0
Sept. 19	at Miami (Ohio)	4-4	3-3	46	0
Sept. 24	at Memphis *	4-4	4-5	49	1
Oct. 1	MIAMI (FLA.)	4-4	2-2	51	0
Oct. 16	at BYU	3-3	1-2	29	1
Oct. 24	UCONN *	4-4	3-4	38	0
Oct. 31	UCF *	7-7	1-1	26	0
Nov. 7	at Houston *	2-2	0-0	-	0
Nov. 14	Tulsa *	7-7	0-1	-	0
Nov. 21	at USF *	3-3	2-2	44	0
Nov. 28	at East Carolina *	1-2	2-3	50	0
Dec. 24	vs. San Diego State	1-1	0-0	-	0

2014 KICKING GAME BY GAME

Date	Opponent	PAT-A	FGM-FGA	Lg	Blk
Sept. 12	TOLEDO	7-8	1-1	34	0
Sept. 20	MIAMI (OHIO)	4-4	1-1	21	0
Sept. 27	at Ohio State	4-4	0-0	0	0
Oct. 4	MEMPHIS *	2-2	0-1	0	0
Oct. 11	at Miami (Fla.)	4-4	2-2	46	0
Oct. 18	at SMU *	2-3	3-3	40	0
Oct. 24	USF *	4-4	2-2	23	0
Oct. 31	at Tulane *	5-5	1-1	30	0
Nov. 13	EAST CAROLINA *	6-6	2-2	47	0
Nov. 22	at UConn *	5-5	2-3	44	0
Nov. 29	at Temple *	2-2	0-0	0	0
Dec. 6	HOUSTON *	5-5	1-2	40	0
Dec. 27	vs Virginia Tech	2-2	1-2	25	0

85 THOMAS GEDDIS

WR · SO · POMPANO BEACH, FLA.

CAREER HIGHS

Receptions5 at Miami (OH), 09/16/17
 Receiving Yards104 at Tulsa, 11/25/16 (3 receptions)
 Long Reception48 at Tulsa, 11/25/16

SEASON HIGHS

Receptions5 at Miami (OH), 09/16/17
 Receiving Yards52 at Miami (OH), 09/16/17
 Long Reception33 at Tulane, 11/04/17

CAREER RECEIVING STATISTICS

YEAR	GP	REC	YDS	TD	LG	REC/G	AVG/C	AVG/G
2016	8	7	139	1	48	0.9	19.9	17.4
2017	10	23	323	3	33	2.3	14.0	32.3
TOTAL	18	30	462	4	48	1.7	15.4	25.7

2017 RECEIVING GAME BY GAME

DATE	OPPONENT	NO.	YDS.	TD	LONG
Aug. 31	AUSTIN PEAY	4	48	1	21
Sept. 16	at Miami (OH)	5	52	0	15
Sept. 23	at Navy *	3	37	0	27
Oct. 7	UCF *	2	38	0	29
Oct. 14	at USF *	2	25	0	17
Oct. 21	SMU *	2	29	1	18
Nov. 4	at Tulane *	3	54	0	33
Nov. 10	TEMPLE *	2	40	1	29

2016 RECEIVING GAME BY GAME

DATE	OPPONENT	NO.	YDS.	TD	LONG
Sept. 1	UT MARTIN	1	4	0	4
Oct. 8	at UConn *	1	5	0	5
Nov. 5	BYU	1	14	0	14
Nov. 18	MEMPHIS *	1	6	0	6
Nov. 25	at Tulsa *	3	104	1	48

21 DEVIN GRAY

WR · SR · RENO, NEV.

CAREER HIGHS

Receptions9 at UConn, 10/08/16
 Receiving Yards143 at Tulsa, 11/25/16
 Long Reception82 at Tulsa, 11/25/16
 Long Punt Return18 vs. Austin Peay, 08/31/17

SEASON HIGHS

Receptions6 at Navy, 09/23/17
 Receiving Yards111 at Navy, 09/23/17
 Long Reception47 at Navy, 09/23/17
 Long Punt Return18 vs. Austin Peay, 08/31/17

CAREER RECEIVING STATISTICS

YEAR	GP	REC	YDS	TD	LG	REC/G	AVG/C	AVG/G
2016	12	58	860	5	82	4.8	14.8	71.7
2017	10	25	427	3	46	2.5	17.1	42.7
TOTAL	22	83	1287	8	82	3.8	15.5	58.5

2017 RECEIVING GAME BY GAME

DATE	OPPONENT	NO.	YDS.	TD	LONG
Aug. 31	AUSTIN PEAY	2	18	0	11
Sept. 9	at Michigan	3	41	0	20
Sept. 23	at Navy *	6	112	1	46
Sept. 30	Marshall	3	68	0	42
Oct. 7	UCF *	2	28	0	24
Oct. 14	at USF *	1	20	0	20
Oct. 21	at SMU *	3	41	1	21
Nov. 4	at Tulane *	2	49	1	39
Nov. 10	TEMPLE *	3	50	0	20

2016 RECEIVING GAME BY GAME

DATE	OPPONENT	NO.	YDS.	TD	LONG
Sept. 1	UT MARTIN	5	111	0	47
Sept. 10	at Purdue	4	56	0	29
Sept. 15	HOUSTON *	4	97	1	61
Sept. 24	MIAMI (OHIO)	5	67	0	21
Oct. 1	USF *	2	13	0	9
Oct. 8	at UConn *	9	98	0	20
Oct. 22	EAST CAROLINA *	6	98	0	27
Oct. 28	at Temple *	4	23	2	10
Nov. 5	BYU	7	105	0	31
Nov. 12	at UCF *	3	16	0	12
Nov. 18	MEMPHIS *	4	33	1	16
Nov. 25	at Tulsa *	5	143	1	82

INDIVIDUAL SEASON & CAREER HIGHS

7 JAVAN HAWES

WR • FR • ATLANTA, GA.

CAREER HIGHS

Receptions.....3 vs. Marshall, 09/30/17
 Receiving yards.....37 vs. Marshall, 09/30/17
 Long Reception.....18 vs. Marshall, 09/30/17
 Long Kick Return.....22 vs. Marshall, 09/30/17

SEASON HIGHS

Receptions.....3 vs. Marshall, 09/30/17
 Receiving yards.....37 vs. Marshall, 09/30/17
 Long Reception.....18 vs. Marshall, 09/30/17
 Long Kick Return.....22 vs. Marshall, 09/30/17

CAREER RECEIVING STATISTICS

YEAR	GP	REC	YDS	TD	LG	REC/G	AVG/C	AVG/G
2017	5	6	43	1	18	1.2	7.2	8.6
TOTAL	5	6	43	1	18	1.2	7.2	8.6

2017 RECEIVING GAME BY GAME

DATE	OPPONENT	NO.	YDS.	TD	LONG
Sept. 30	MARSHALL	3	37	1	18
Oct. 21	SMU *	1	-1	0	0
Nov. 4	at Tulane *	2	7	0	6

97 RYAN JONES

K • SO • NEW CASTLE, IND.

CAREER HIGHS

Longest FG.....30 at USF, 10/14/17
 Most FG Made.....2 vs. SMU, 10/21/17

SEASON HIGHS

Longest FG.....30 at USF, 10/14/17
 Most FG Made.....2 vs. SMU, 10/21/17

CAREER KICKING STATISTICS

Year	M-A	Pct.	1-19	20-29	30-39	40-49	50+	Lg	PAT
2017	6-10	60.0	0-0	5-5	1-2	0-3	0-0	30	9-10
TOTAL	6-10	60.0	0-0	5-5	1-2	0-3	0-0	30	9-10

2017 KICKING GAME BY GAME

Date	Opponent	PAT-A	FGM-FGA	Lg	Blk
Oct. 7	UCF *	2-3	1-1	26	0
Oct. 14	at USF *	0-0	1-2	30	0
Oct. 21	SMU *	2-2	2-3	28	0
Nov. 4	at Tulane *	2-2	1-2	25	0
Nov. 10	TEMPLE *	3-3	1-2	26	0

1 KAHLIL LEWIS

WR • JR • MIAMI, FLA.

CAREER HIGHS

Receptions.....11 vs. East Carolina, 10/22/16
 Receiving yards.....150 vs. East Carolina, 10/22/16 (11 receptions)
 Long Reception.....47 vs. East Carolina, 10/22/16
 Long Rush.....79 at Purdue, 09/10/16
 Long Kick Return.....35, at USF, 11/20/15, vs. Temple, 11/10/17

SEASON HIGHS

Receptions.....10, vs. SMU, 10/21/17
 Receiving Yards.....89 vs. UCF, 10/07/17
 Long Reception.....35 vs. Temple, 11/10/17

CAREER RECEIVING STATISTICS

YEAR	GP	REC	YDS	TD	LG	REC/G	AVG/C	AVG/G
2015	11	3	53	0	41	0.3	17.7	4.8
2016	12	48	605	5	47	4.0	12.6	50.4
2017	10	53	528	4	35	5.3	10.0	52.8
TOTAL	33	104	1186	9	47	3.2	11.4	35.9

2017 RECEIVING GAME BY GAME

DATE	OPPONENT	NO.	YDS.	TD	LONG
Aug. 31	AUSTIN PEAY	4	41	1	16
Sept. 9	at Michigan	4	29	1	10
Sept. 16	at Miami (OH)	7	83	1	27
Sept. 23	at Navy *	6	59	1	31
Sept. 30	MARSHALL	3	24	0	15
Oct. 7	UCF *	7	89	0	26
Oct. 14	at USF *	6	35	0	15
Oct. 21	SMU *	10	72	0	15
Nov. 4	at Tulane *	1	12	0	12
Nov. 10	TEMPLE *	5	84	0	35

2016 RECEIVING GAME BY GAME

Date	Opponent	No.	Yds.	TD	Long
Sept. 1	UT MARTIN	2	16	1	13
Sept. 10	at Purdue	2	32	0	19
Sept. 15	HOUSTON *	3	29	0	19
Sept. 24	MIAMI (OHIO)	6	88	0	36
Oct. 1	USF *	5	77	1	32
Oct. 8	at UConn *	6	57	0	14
Oct. 22	EAST CAROLINA *	11	150	3	47
Oct. 28	at Temple *	2	25	0	16
Nov. 5	BYU	1	16	0	16
Nov. 12	at UCF *	6	84	0	30
Nov. 18	MEMPHIS *	4	31	0	17

2015 RECEIVING GAME BY GAME

Date	Opponent	No.	Yds.	TD	Long
Oct. 31	UCF *	3	53	0	41

INDIVIDUAL SEASON & CAREER HIGHS

17 RASHAD MEDARIS

WR • SO • INDIANAPOLIS, IND.

CAREER HIGHS

Receptions..... 2 three times
 Receiving Yards..... 24 at Miami (OH), 09/16/17
 Long Reception..... 19 at Miami (OH), 09/16/17

SEASON HIGHS

Receptions..... 2 three times
 Receiving Yards..... 24 at Miami (OH), 09/16/17
 Long Reception..... 19 at Miami (OH), 09/16/17

CAREER RECEIVING STATISTICS

YEAR	GP	REC	YDS	TD	LG	REC/G	AVG/C	AVG/G
2017	5	6	61	0	21	1.2	10.2	12.2
TOTAL	5	6	61	0	21	1.2	10.2	12.2

2017 RECEIVING GAME BY GAME

DATE	OPPONENT	NO.	YDS.	TD	LONG
Sept. 16	at Miami (OH)	2	24	0	19
Sept. 30	MARSHALL	2	23	0	21
Oct. 7	UCF*	2	14	0	9

8 HAYDEN MOORE

QB • JR • CLAY, ALA.

CAREER HIGHS

Completions..... 31 at Memphis, 09/24/15
 Attempts..... 56 at UConn, 10/08/16
 Yards..... 557 at Memphis, 09/24/15
 Passing TD..... 4 at Memphis, 09/24/15
 Long Pass..... 68 at Memphis, 09/24/15
 Long Rush..... 46 at Michigan, 09/06/17

SEASON HIGHS

Completions..... 27 at Navy, 09/23/17
 Attempts..... 46 at Navy, 09/23/17
 Yards..... 381 at Navy, 09/23/17
 Passing TD..... 3 twice
 Long Pass..... 47 at Navy, 09/23/17
 Long Rush..... 46 at Michigan, 09/06/17

CAREER PASSING STATISTICS

YEAR	GP	C	A	I	Y	TD	LG	%	A/P	A/G
2015	9	133	224	11	1885	9	68	.59	8.4	209.4
2016	7	146	255	7	1744	11	82	.57	6.8	249.1
2017	10	205	368	7	2176	15	46	.56	5.9	217.6
TOTAL	26	484	847	25	5805	35	82	.57	6.9	223.3

2017 PASSING GAME BY GAME

DATE	OPPONENT	C	A	I	Y	TD	LG	SK
Aug. 31	AUSTIN PEAY	17	28	0	151	3	21	0
Sept. 9	at Michigan	15	40	2	132	1	25	4
Sept. 16	at Miami (OH)	24	43	2	222	1	29	1
Sept. 23	at Navy*	27	46	0	381	3	46	2
Sept. 30	MARSHALL	22	45	0	211	1	42	0
Oct. 7	UCF*	23	40	1	278	1	37	1
Oct. 8	at USF*	16	28	1	147	0	20	1
Oct. 21	SMU*	22	35	1	189	2	21	2
Nov. 4	at Tulane*	18	27	0	248	1	40	0
Nov. 10	TEMPLE*	20	36	0	217	2	35	1

2016 PASSING GAME BY GAME

DATE	OPPONENT	C	A	I	Y	TD	LG	SK
Sept. 1	UT MARTIN	21	34	1	260	2	47	1
Sept. 10	at Purdue	19	32	0	250	3	29	1
Sept. 15	HOUSTON*	21	37	2	277	2	61	3
Oct. 8	at UConn*	26	56	1	315	0	27	3
Nov. 12	at UCF*	13	25	1	129	0	30	5
Nov. 18	MEMPHIS*	23	34	2	144	1	17	4
Nov. 25	at Tulsa*	20	37	0	371	3	82	1

2015 PASSING GAME BY GAME

DATE	OPPONENT	C	A	I	Y	TD	LG	SK
Sept. 5	ALABAMA A&M	8	14	0	107	1	35	0
Sept. 19	at Miami (Ohio)	7	14	2	118	0	27	1
Sept. 24	at Memphis*	31	53	2	557	4	68	0
Oct. 1	MIAMI (FLA.)	22	33	1	279	2	52	2
Oct. 16	at BYU	15	30	0	219	0	46	8
Oct. 31	UCF*	11	14	1	154	1	49	0
Nov. 21	at USF*	20	36	2	249	1	54	2
Dec. 24	vs. SD State	19	30	3	202	0	47	4

34 JOSH PASLEY

K • SR • LENEXA, KAN.

CAREER HIGHS

Longest FG..... 51 vs. Miami (FL), 10/01/15
 Most FG Made..... 4 at Memphis, 09/24/15

SEASON HIGHS

Longest FG..... 41 at Miami (OH), 09/16/17
 Most FG Made..... 2 at Miami (OH) < 09/16/17

CAREER KICKING STATISTICS

Year	M-A	Pct.	1-19	20-29	30-39	40-49	50+	Lg	PAT
2016	11-17	64.7	0-0	6-7	3-5	2-5	0-0	43	17-20
2017	3-6	50.0	0-0	0-1	2-2	1-2	0-1	41	9-9
TOTAL	14-23	65.0	0-0	6-8	5-7	3-7	0-1	43	26-29

2017 KICKING GAME BY GAME

Date	Opponent	PAT-A	FGM-FGA	Lg	Blk
Sept. 9	at Michigan	2-2	0-1	n/a	0
Sept. 16	at Miami (OH)	1-1	2-3	41	0
Sept. 23	at Navy*	3-3	1-1	36	0
Sept. 30	MARSHALL	3-3	0-1	n/a	0

2016 KICKING GAME BY GAME

Date	Opponent	PAT-A	FGM-FGA	Lg	Blk
Sept. 1	UT MARTIN	2-3	0-1	0	0
Sept. 24	MIAMI (OHIO)	3-3	2-3	28	0
Oct. 1	USF*	2-3	0-1	0	0
Oct. 8	at UConn*	0-0	3-3	43	0
Oct. 22	EAST CAROLINA*	4-4	1-2	42	1
Oct. 28	at Temple*	1-2	0-0	0	0
Nov. 5	BYU	0-0	1-2	23	0
Nov. 12	at UCF*	0-0	1-2	38	0
Nov. 18	MEMPHIS*	1-1	0-0	0	0
Nov. 25	at Tulsa*	4-4	3-4	39	0

INDIVIDUAL SEASON & CAREER HIGHS

14 JJ PINCKNEY

WR • JR • SYLVANIA, OHIO

CAREER HIGHS

Receptions..... 2 three times
 Receiving Yards..... 53 at Navy, 09/23/17
 Long Reception..... 46 at Navy, 09/23/17

SEASON HIGHS

Receptions..... 2 three times
 Receiving Yards..... 53 at Navy, 09/23/17
 Long Reception..... 46 at Navy, 09/23/17

CAREER RECEIVING STATISTICS

YEAR	GP	REC	YDS	TD	LG	REC/G	AVG/C	AVG/G
2017	9	9	153	0	46	1.0	17.0	17.0
TOTAL	9	9	153	0	46	1.0	17.0	17.0

2017 RECEIVING GAME BY GAME

DATE	OPPONENT	NO.	YDS.	TD	LONG
Sept. 16	at Miami (OH)	2	28	0	19
Sept. 23	at Navy *	2	53	0	46
Oct. 7	UCF *	1	13	0	13
Oct. 14	at USF *	1	13	0	13
Oct. 21	SMU *	2	6	0	6
Nov. 4	at Tulane *	1	40	0	40

26 JERRON ROLLINS

WR • SO • MIAMI, FLA.

CAREER HIGHS

Receptions..... 3 at Tulsa, Nov. 25, 2016
 Receiving Yards..... 84 at Tulsa, Nov. 25, 2106
 Long Reception..... 70 at Tulsa, Nov. 25, 2016

SEASON HIGHS

Receptions..... 2 twice
 Receiving Yards..... 22 vs. Austin Peay, Aug. 31, 2017
 Long Reception..... 17 vs. Austin Peay, Aug. 31, 2017

CAREER RECEIVING STATISTICS

YEAR	GP	REC	YDS	TD	LG	REC/G	AVG/C	AVG/G
2016	11	7	99	1	70	0.6	14.1	9.0
2017	4	6	45	0	17	1.5	7.5	11.2
TOTAL	15	13	144	1	70	0.9	11.1	9.6

2017 RECEIVING GAME BY GAME

DATE	OPPONENT	NO.	YDS.	TD	LONG
Aug. 31	AUSTIN PEAY	2	22	0	17
Sept. 9	at Michigan	1	7	0	7
Sept. 23	at Navy *	2	16	0	9
Sept. 30	MARSHALL	2	16	0	9

2016 RECEIVING GAME-BY-GAME

DATE	OPPONENT	NO.	YDS.	TD	LONG
Sept. 1	UT MARTIN	1	6	0	6
Oct. 8	at UConn *	1	5	0	5
Nov. 12	at UCF *	1	6	0	6
Nov. 18	MEMPHIS *	1	-2	0	-2
Nov. 25	at Tulsa *	3	84	1	70
Nov. 4	at Tulane *	2	24	0	13

15 JAQUAY SAVAGE

WR • SR • TYRONE, GA.

CAREER HIGHS

Receptions..... 7 vs. Houston, 09/12/15*
 Receiving Yards..... 79 vs. Houston, 09/12/15*
 Long Reception..... 38 vs. Sam Houston State, 09/07/13^

SEASON HIGHS

Receptions..... 2 at Miami (OH), 09/16/17
 Receiving Yards..... 11 at Navy, 09/23/17
 Long Reception..... 11 at Navy, 09/23/17

CAREER RECEIVING STATISTICS

YEAR	GP	REC	YDS	TD	LG	REC/G	AVG/C	AVG/G
2013	10	4	71	1	38	0.4	17.8	7.1
2015	8	12	135	1	34	1.5	11.2	16.9
2017	7	4	16	0	11	0.6	4.0	2.3
TOTAL	25	20	222	2	38	0.9	11.5	10.9

2017 RECEIVING GAME BY GAME

DATE	OPPONENT	NO.	YDS.	TD	LONG
Sept. 16	at Miami (OH)	2	1	0	4
Sept. 23	at Navy *	1	11	0	11
Nov. 10	TEMPLE *	1	4	0	4

* -Set while playing for Louisville; ^ -Set while playing for Texas A&M

INDIVIDUAL SEASON & CAREER HIGHS

37 JAMES SMITH

P · FR · WANGARATTA, AUSTRALIA

CAREER HIGHS

Most Punts.....10 at Michigan, 09/06/17
 Most Punts Downed Inside 20..... 3 twice
 Longest Punt.....64 vs. Austin Peay, Aug. 31, 2017

SEASON HIGHS

Most Punts.....10 at Michigan, 09/06/17
 Most Punts Downed Inside 20..... 3 twice
 Longest Punt.....64 vs. Austin Peay, Aug. 31, 2017

CAREER PUNTING STATISTICS

YEAR	GP	ATT	YDS	LG	AVG	TB	FC	I20	50+	BLK
2017	10	53	2154	40.6	64	0	26	17	4	0
TOTAL	10	53	2154	40.6	64	0	26	17	4	0

2017 PUNTING GAME BY GAME

DATE	OPPONENT	NO.	YD	AVG	LG	BK	TB	FC	50+	I20
Aug. 31	AUSTIN PEAY	6	253	42.2	64	0	0	3	1	3
Sept. 9	at Michigan	10	373	37.3	49	0	0	3	0	3
Sept. 16	at Miami (OH)	4	170	42.5	45	0	0	3	0	1
Sept. 23	at Navy *	3	119	39.7	42	0	0	3	0	0
Sept. 30	MARSHALL	7	284	40.6	45	0	0	2	0	2
Oct. 7	UCF *	4	182	45.5	53	0	0	3	1	2
Oct. 14	at USF *	7	293	41.7	50	0	0	3	1	0
Oct. 21	SMU *	2	84	42.0	47	0	0	1	0	0
Nov. 4	at Tulane *	5	208	41.6	48	0	0	4	0	3
Nov. 10	TEMPLE *	5	188	37.6	50	0	0	1	1	3

12 ROSS TRAIL

QB · SO · WYNNE, ARK.

CAREER HIGHS

Completions.....25 vs. Miami (OH), 09/24/16
 Attempts.....38 vs. Miami (OH), 09/24/16
 Yards.....276 vs. Miami (OH), 09/24/16
 Passing TD.....1 vs. USF, 10/01/16
 Long Pass.....36 vs. Miami (OH), 09/24/16
 Long Rush.....12 vs. Miami (OH), 09/24/16

SEASON HIGHS

Completions.....5 at USF, 10/14/17
 Attempts.....9 at USF, 10/14/17
 Yards.....31 at USF, 10/14/17
 Passing TD.....n/a
 Long Pass.....10 at USF, 10/14/17
 Long Rush.....13 at USF, 10/14/17

CAREER PASSING STATISTICS

YEAR	GP	C	A	I	Y	TD	LG	%	A/P	A/G
2016	4	46	70	6	494	1	36	.66	7.1	123.5
2017	1	5	9	0	31	0	10	.56	3.4	31.0
TOTAL	5	51	79	6	525	1	36	.65	6.6	105.0

CAREER RUSHING STATS

YEAR	GP	ATT	YDS	TD	LG	AVG/A	AVG/G
2016	4	19	14	2	12	0.7	3.5
2017	1	6	17	0	13	2.8	17.0
TOTAL	5	25	31	2	13	1.2	6.2

2017 PASSING GAME BY GAME

DATE	OPPONENT	C	A	I	Y	TD	LG	SK
Oct. 8	at USF *	5	9	0	31	0	10	2

2016 PASSING GAME BY GAME

DATE	OPPONENT	C	A	I	Y	TD	LG	SK
Sept. 24	MIAMI (OHIO)	25	38	2	276	0	36	3
Oct. 1	USF *	20	33	3	216	1	28	2

3 MICHAEL WARREN II

RB · FR · TOLEDO, OHIO

CAREER HIGHS

Rushes.....9 at Miami (OH), 09/16/17
 Rushing Yards.....51 twice
 Long Rush.....27 vs. Marshall, 09/30/17
 100-Yard Games.....n/a
 Long Kickoff Return.....41 vs. Temple, 11/10/17

SEASON HIGHS

Rushes.....9 at Miami (OH), 09/16/17
 Rushing Yards.....51 twice
 Long Rush.....27 vs. Marshall, 09/30/17
 100-Yard Games.....n/a
 Long Kickoff Return.....41 vs. Temple, 11/10/17

CAREER RUSHING STATS

YEAR	GP	ATT	YDS	TD	LG	AVG/A	AVG/G
2017	10	45	260	1	27	5.8	26.0
TOTAL	10	45	260	1	27	5.8	26.0

2017 RUSHING GAME BY GAME

Date	Opponent	No.	Yds.	TD	Long
Aug. 31	AUSTIN PEAY	3	7	0	3
Sept. 9	at Michigan	1	3	0	3
Sept. 16	at Miami (OH)	9	51	0	24
Sept. 23	at Navy *	3	5	0	4
Sept. 30	MARSHALL	5	49	1	27
Oct. 7	UCF *	1	2	0	2
Oct. 14	at USF *	6	47	0	16
Oct. 21	SMU *	5	51	0	20
Nov. 4	at Tulane *	2	5	0	7
Nov. 10	TEMPLE *	10	40	0	13

INDIVIDUAL CAREER HIGHS

47 LANDON BRAZILE

DE • JR • DAYTON, OHIO

Tackles.....3, UConn, 10/24/15 (2-1)
 Tackles for loss1.0, UConn, 10/24/15 (1-0)

92 CURTIS BROOKS

DT • FR • DANVILLE, VA.

Tackles.....4 at USF, 10/14/17 (3-1)

96 CORTEZ BROUGHTON

DT • JR • WARNER ROBINS, GA.

Tackles.....5 at Miami (Ohio), 09/19/15 (1-4); Tulsa, 11/14/15 (1-4)
 Tackles for loss1.0, seven times
 Sacks.....1.0, three times
 Fumbles recovered.....1, at Michigan, 09/09/17
 Pass breakups1, 4 times
 Blocked kicks1, at USF, 11/20/15

99 MARCUS BROWN

DT • FR • NAPLES, FLA.

Tackles.....4, Marshall, 09/30/17 (1-3)
 Tackles for loss1.0, SMU, 10/18/17 (1-0)

25 COBY BRYANT

S • FR • AKRON, OHIO

Tackles.....2, at Miami, 09/16/17 (1-1)

4 MALIK CLEMENTS

S • JR • DANVILLE, VA.

Points scored6, at Miami OH, 09/16/17
 Touchdowns.....1, at Miami OH, 09/16/17
 Interceptions.....1, at Miami OH, 09/16/17
 Tackles.....18, Austin Peay, Aug 31, 2017 (2-16)
 Fumbles recovered.....1, Tulsa, 11/14/15

13 GRANT COLEMAN

CB • SR • COLUMBUS, OHIO

Tackles.....7, three times
 Tackles for loss2.0, Temple, 09/12/15 (2-0)
 Fumbles forced1, Toledo, 09/12/14
 Pass breakups1, 5 times

44 MARQUISE COPELAND

DT • JR • CLEVELAND, OHIO

Tackles.....8, at Temple, 10/29/16 (8-0); at Tulsa, 11/25/16 (1-7)
 Sacks.....1.0 three times
 Tackles for loss3.0, at Miami, 09/16/17 (2-0)
 Pass breakups1, Austin Peay, Aug 31, 2017

41 JOEL DUBLANKO

LB • FR • ABERDEEN, WASH.

Tackles.....5, Austin Peay, Aug 31, 2017 (1-4)
 Tackles for loss1.5, Austin Peay, Aug 31, 2017 (1-0)

16 DARRICK FORREST

S • FR • COLUMBUS, OHIO

Tackles.....2 twice

51 KIMONI FITZ

DE • JR • RINGGOLD, VA.

Tackles.....6, three times
 Sacks.....1.0, UT Martin, 09/01/16 (1-0)
 Tackles For Loss.....2.0, Marshall, 09/30/17 (2-0)

2 TYRELL GILBERT

S • JR • CINCINNATI, OHIO

Interceptions.....1, UConn, 10/24/15
 Tackles.....9, UT Martin, 09/01/16 (3-6)
 Sacks.....1.0, Austin Peay, Aug 31, 2017 (1-0)
 Tackles for loss1.0, at BYU, 10/16/15; Austin Peay, Aug 31, 2017
 Fumbles forced1, 5 times
 Fumbles recovered.....1, four times
 Pass breakups2, four times

20 CARTER JACOBS

S • SR • FORT LAUDERDALE, FLA.

Points scored6, at Miami (Fla.), 10/11/14
 Touchdowns.....1, at Miami (Fla.), 10/11/14
 Tackles.....13 at Navy, 09/23/17
 Fumbles forced1, 4 times
 Fumbles recovered.....1, at Miami (Fla.), 10/11/14
 Pass breakups2, Marshall, 09/30/17

98 LYNDON JOHNSON

DE • SR • WEST POINT, MISS.

Tackles.....6 at Tulane, 11/04/17 (4-2)
 Sacks.....1.0, at Memphis, 09/24/15 (1-0); SMU, 10/18/17 (1-0)
 Tackles for loss1.0 three times

33 JAYLYN MINOR

LB • SR • NAVASOTA, TEXAS

Tackles.....16 vs. Temple, 11/10/17 (7-9)
 Tackles for loss1.5, Austin Peay, 08/31/17 (1-0)
 Fumbles forced1, Houston, 09/15/16
 Fumbles recovered.....1, Austin Peay, Aug 31, 2017
 Pass breakups1, at BYU, 10/16/15

48 KEVIN MOUHON

DE • JR • NORCROSS, GA.

Tackles.....10, SMU, 10/18/17 (3-7)
 Sacks.....2.0, at Miami, 09/16/17 (2-0)
 Tackles for loss3.0, USF, 10/01/16 (3-0)
 Fumbles forced1, Marshall, 09/30/17; East Carolina, 10/22/16
 Pass breakups1, three times

30 CHRIS MURPHY

S • JR • MARIETTA, GA.

Tackles.....4 three times
 Tackles for loss1.0, at Michigan, 09/09/17 (1-0)
 Fumbles Recovered.....1 at Navy, 09/23/17

50 NORMAN OGLESBY

DT • SO • INDIANAPOLIS, IND.

Tackles... 1, Alabama A&M, 09/05/15 (1-0); at Memphis, 09/24/15 (1-0)
 Sacks.....1.0, Alabama A&M, 09/05/15 (1-0)
 Tackles for loss1.0, Alabama A&M, 09/05/15 (1-0)

11 DAVIN PIERCE

CB • SR • ORLANDO, FLA.

Tackles.....4 at USF, 10/14/17 (2-2)
 Tackles for loss1.0, twice

43 MICHAEL PITTS

DE • FR • STONE MOUNTAIN, GA.

Tackles.....1, twice

31 MARQUIS SMITH

CB • FR • YPSILANTI, MICH.

Tackles.....4, SMU, 10/18/17 (3-1)

40 TY SPONSELLER

LB • FR • CINCINNATI, OHIO

Tackles.....2, twice

49 TYQUAN STATHAM

LB • FR • GAINESVILLE, GA.

Tackles.....2, twice

9 LINDEN STEPHENS

CB • SR • EUCLID, OHIO

Interceptions.....1, six times
 Long interception return39, SMU, 10/18/17
 Tackles.....8, SMU, 10/18/17 (6-2)
 Tackles for loss1.0, UCF, 10/31/15 (1-0)
 Fumbles forced1, at Houston, 11/07/15
 Pass breakups4, at Miami, 09/16/17

29 MARQUESE TAYLOR

CB • FR • ATLANTA, GA.

Interception.....1 vs. Temple, 11/10/17
 Tackles.....4 vs. Temple, 11/10/17 (3-1)

8 JARELL WHITE

LB • FR • CINCINNATI, OHIO

Tackles.....10 vs. Temple, 11/10/17 (4-6)
 Tackles For Loss.....1.0, Marshall, 09/30/17 (1-0)

56 MARK WILSON

DE • SR • HAMPTON, VA.

Tackles.....8, Houston, 09/15/16 (2-6)
 Sacks.....1.0, 4 times
 Tackles For Loss.....1.0, 8 times
 Fumbles forced1, Houston, 09/15/16
 Fumbles recovered.....1, twice
 Pass breakups1, at Purdue, 09/10/16

95 BRYAN WRIGHT

DE • SO • NEW CASTLE, DEL.

Interceptions.....1, Austin Peay, Aug 31, 2017
 Long interception return2, Austin Peay, Aug 31, 2017
 Tackles.....9, BYU, 11/05/16 (2-7)
 Tackles for loss1.5, twice
 Pass breakups1, three times

6 PERRY YOUNG

LB • SO • BIRMINGHAM, ALA.

Tackles.....17, Austin Peay, Aug 31, 2017 (10-7)
 Tackles For Loss.....3.0 twice
 Fumbles Forced.....1, Austin Peay, Aug 31, 2017
 Fumbles Recovered.....1, Marshall, 09/30/17
 Pass breakups1, 5 times

SEASON/CAREER STATISTICS

SEASON STATISTICS

CAREER STATISTICS

RUSHING

	GP	Att	Gain	Loss	Net	Avg	TD	Long	Avg/G		GP	Att	Gain	Loss	Net	Avg	TD	Long	Avg/G
DOAKS, Gerrid	9	87	520	7	513	5.9	2	57	57.0	9	87	520	7	513	5.9	2	57	57.0
BOONE, Mike	8	81	333	15	318	3.9	4	28	39.8	37	391	2152	47	2105	5.4	24	74	56.9
MOORE, Hayden	10	77	399	127	272	3.5	3	46	27.2	26	186	733	394	339	1.8	7	46	13.0
WARREN, Michael	10	45	270	10	260	5.8	1	27	26.0	10	45	270	10	260	5.8	1	27	26.0
TRAIL, Ross	1	6	29	12	17	2.8	0	13	17.0	5	25	84	53	31	1.2	2	13	6.2
BOOSE, Taylor	6	3	13	0	13	4.3	0	6	2.2	10	5	22	0	22	4.4	0	6	2.2
GREENE, Jaelen	7	3	9	0	9	3.0	0	4	1.3	7	3	9	0	9	3.0	0	4	1.3
LEWIS, Kahlil	10	1	9	0	9	9.0	0	9	0.9	33	10	121	5	116	11.6	0	79	3.5
SMITH, James	10	0	5	0	5	0.0	0	0	0.5	10	0	5	0	5	0.0	0	0	0.5
Total.....	10	314	1587	238	1349	4.3	10	57	134.9										
Opponents.....	10	441	2211	192	2019	4.6	17	53	201.9										

PASSING

	GP	Effic	Cmp-Att-Int	Pct	Yds	TD	Lng	Avg/G		GP	Effic	Att-Cmp-Int	Pct	Yds	TD	Lng	Avg/G
MOORE, Hayden	10	115.02	205-368-7	55.7	2176	15	46	217.6	26	122.45	847-484-25	57.1	5805	35	82	223.3
TRAIL, Ross	1	84.49	5-9-0	55.6	31	0	10	31.0	5	109.37	79-51-6	64.6	525	1	36	105.0
BOONE, Mike	8	133.60	1-1-0	100.0	4	0	4	0.5	37	133.60	1-1-0	100.0	4	0	4	0.1
COGSWELL, Tyler	0	0.00	0-0-0	0.0	0	0	0	0.0	33	673.60	1-1-0	100.0	29	1	29	0.9
Total.....	10	114.34	211-378-7	55.8	2211	15	46	221.1									
Opponents.....	10	150.06	160-256-4	62.5	2096	17	79	209.6									

RECEIVING

RECEIVING	GP	No.	Yds	Avg	TD	Long	Avg/G		GP	No.	Yds	Avg	TD	Long	Avg/G
LEWIS, Kahlil	10	53	528	10.0	4	35	52.8	33	104	1186	11.4	9	47	35.9
GRAY, Devin	10	25	427	17.1	3	46	42.7	22	83	1287	15.5	8	82	58.5
GEDDIS, Thomas	10	23	323	14.0	3	33	32.3	18	30	462	15.4	4	48	25.7
BOONE, Mike	8	22	160	7.3	1	37	20.0	37	63	579	9.2	1	54	15.6
COGSWELL, Tyler	10	20	124	6.2	2	17	12.4	42	27	191	7.1	3	29	4.5
DOAKS, Gerrid	9	14	135	9.6	1	29	15.0	9	14	135	9.6	1	29	15.0
DEGUARA, Josiah	7	11	98	8.9	0	28	14.0	19	15	145	9.7	0	28	7.6
ROLLINS, Jerron	10	10	85	8.5	0	17	8.5	21	17	184	10.8	1	70	8.8
PINCKNEY, JJ	10	9	153	17.0	0	46	15.3	21	9	153	17.0	0	46	7.3
MEDARIS, Rashad	5	6	61	10.2	0	21	12.2	5	6	61	10.2	0	21	12.2
HAWES, Javan	6	6	43	7.2	1	18	7.2	6	6	43	7.2	1	18	7.2
WARREN, Michael	10	4	50	12.5	0	16	5.0	10	4	50	12.5	0	16	5.0
SAVAGE, JaQuay	7	4	16	4.0	0	11	2.3	7	4	16	4.0	0	11	2.3
BOOSE, Taylor	6	2	4	2.0	0	4	0.7	10	2	4	2.0	0	4	0.4
MOORE, Hayden	10	1	4	4.0	0	4	0.4	26	2	33	16.5	1	29	1.3
GREENE, Jaelen	7	1	0	0.0	0	0	0.0	7	1	0	0.0	0	0	0.0
Total.....	10	211	2211	10.5	15	46	221.1								
Opponents.....	10	160	2096	13.1	17	79	209.6								

TOTAL OFFENSE

	G	Plays	Rush	Pass	Total	Avg/G		G	Plays	Rush	Pass	Total	Avg/G
MOORE, Hayden	10	445	272	2176	2448	244.8	26	1033	339	5805	6144	236.3
DOAKS, Gerrid	9	87	513	0	513	57.0	9	87	513	0	513	57.0
BOONE, Mike	8	82	318	4	322	40.2	37	392	2105	4	2109	57.0
WARREN, Michael	10	45	260	0	260	26.0	10	45	260	0	260	26.0
TRAIL, Ross	1	15	17	31	48	48.0	5	104	31	525	556	111.2
BOOSE, Taylor	6	3	13	0	13	2.2	10	5	22	0	22	2.2
GREENE, Jaelen	7	3	9	0	9	1.3	7	3	9	0	9	1.3
LEWIS, Kahlil	10	1	9	0	9	0.9	33	10	116	0	116	3.5
SMITH, James	10	0	5	0	5	0.5	10	0	5	0	5	0.5
Total.....	10	692	1349	2211	3560	356.0							
Opponents.....	10	697	2019	2096	4115	411.5							

SEASON/CAREER STATISTICS

|----- PATs -----|

SCORING	TD	FGs	Kick	Rush	Rcv	Pass	DXP	Saf	Points	TD	FGs	Kick	Rush	Rcv	Pass	DXP	Saf	Points
BOONE, Mike	5	0-0	0-0	0-0	0	0-0	0	0	30	25	0-0	0-0	0-0	0	0-0	0	0	150
JONES, Ryan	0	6-10	9-10	0-0	0	0-0	0	0	27	0	6-10	9-10	0-0	0	0-0	0	0	27
LEWIS, Kahlil	4	0-0	0-0	0-0	1	0-0	0	0	26	9	0-0	0-0	0-0	1	0-0	0	0	56
MOORE, Hayden	3	0-0	0-0	1-1	0	2-3	0	0	20	8	0-0	0-0	1-1	0	4-7	0	0	50
GRAY, Devin	3	0-0	0-0	0-0	1	0-0	0	0	20	8	0-0	0-0	0-0	1	0-0	0	0	50
DOAKS, Gerrid	3	0-0	0-0	0-0	0	0-0	0	0	18	3	0-0	0-0	0-0	0	0-0	0	0	18
GEDDIS, Thomas	3	0-0	0-0	0-0	0	0-0	0	0	18	4	0-0	0-0	0-0	0	0-0	0	0	24
PASLEY, Josh	0	3-6	9-9	0-0	0	0-0	0	0	18	0	14-23	26-29	0-0	0	0-0	0	0	68
COGSWELL, Tyler	2	0-0	0-0	0-0	0	0-0	0	0	12	3	0-0	0-0	0-0	0	0-0	0	0	18
HAWES, Javan	1	0-0	0-0	0-0	0	0-0	0	0	6	1	0-0	0-0	0-0	0	0-0	0	0	6
CLEMENTS, Malik	1	0-0	0-0	0-0	0	0-0	0	0	6	1	0-0	0-0	0-0	0	0-0	0	0	6
WARREN, Michael	1	0-0	0-0	0-0	0	0-0	0	0	6	1	0-0	0-0	0-0	0	0-0	0	0	6
GANTZ, Andrew	0	0-1	2-3	0-0	0	0-0	0	0	2	0	39-50	109-113	0-0	0	0-0	0	0	226
Total.....	26	9-17	20-22	1-1	2	2-3	0	0	209									
Opponents.....	38	15-20	36-36	0-0	1	1-2	0	1	313									

PUNT RETURNS	No.	Yds	Avg	TD	Long	No.	Yds	Avg	TD	Long
GRAY, Devin	10	74	7.4	0	18	10	80	8.0	0	18
BOONE, Mike	1	13	13.0	0	13	1	13	13.0	0	13
TEAM	1	-13	-13.0	0	0					
Total.....	12	74	6.2	0	18					
Opponents.....	15	67	4.5	0	14					

KICK RETURNS	No.	Yds	Avg	TD	Long	No.	Yds	Avg	TD	Long
WARREN, Michael	14	322	23.0	0	41	14	322	23.0	0	41
GEDDIS, Thomas	7	125	17.9	0	27	7	125	17.9	0	27
HAWES, Javan	5	89	17.8	0	22	5	89	17.8	0	22
BOOSE, Taylor	2	35	17.5	0	18	2	35	17.5	0	18
BOONE, Mike	1	12	12.0	0	12	39	797	20.4	0	60
LEWIS, Kahlil	0	0	0.0	0	0	16	297	18.6	0	35
ROLLINS, Jerron	0	0	0.0	0	0	1	18	18.0	0	18
Total.....	29	583	20.1	0	41					
Opponents.....	30	625	20.8	1	98					

INTERCEPTIONS	No.	Yds	Avg	TD	Long	No.	Yds	Avg	TD	Long
CLEMENTS, Malik	1	14	14.0	1	14	1	14	14.0	1	14
TAYLOR, Marquese	1	7	7.0	0	7	1	7	7.0	0	7
WRIGHT, Bryan	1	2	2.0	0	2	1	2	2.0	0	2
STEPHENS, Linden	1	39	39.0	0	39	6	68	11.3	0	39
BROUGHTON, Cortez	0	0	0.0	0	0	1	-2	-2.0	0	0
COLEMAN, Grant	0	0	0.0	0	0	1	11	11.0	0	11
Total.....	4	62	15.5	1	39					
Opponents.....	7	175	25.0	3	65					

FUMBLE RETURNS	No.	Yds	Avg	TD	Long	No.	Yds	Avg	TD	Long
COLEMAN, Grant	0	0	0.0	0	0	1	53	53.0	0	53
Total.....	0	0	0.0	0	0					
Opponents.....	2	6	3.0	0	6					

SEASON/CAREER STATISTICS

SEASON STATISTICS

CAREER STATISTICS

ALL PURPOSE	G	Rush	Rec	PR	KOR	IR	Tot	Avg/G	G	Rush	Rec	PR	KOR	IR	Tot	Avg/G
DOAKS, Gerrid	9	513	135	0	0	0	648	72.0	9	513	135	0	0	0	648	72.0
WARREN, Michael	10	260	50	0	322	0	632	63.2	10	260	50	0	322	0	632	63.2
LEWIS, Kahlil	10	9	528	0	0	0	537	53.7	33	116	1186	0	297	0	1599	48.5
GRAY, Devin	10	0	427	90	0	0	517	51.7	22	-2	1287	105	0	0	1390	63.2
BOONE, Mike	8	318	160	13	12	0	503	62.9	37	2105	579	13	797	0	3494	94.4
GEODDIS, Thomas	10	0	323	0	125	0	448	44.8	18	0	462	0	125	0	587	32.6
MOORE, Hayden	10	272	4	0	0	0	276	27.6	26	339	33	0	0	0	372	14.3
PINCKNEY, JJ	10	0	153	0	0	0	153	15.3	21	0	153	0	0	0	153	7.3
HAWES, Javan	6	0	43	0	89	0	132	22.0	6	0	43	0	89	0	132	22.0
COGSWELL, Tyler	10	0	124	0	0	0	124	12.4	42	0	191	0	0	0	191	4.5
DEGUARA, Josiah	7	0	98	0	0	0	98	14.0	19	-2	145	0	0	0	143	7.5
ROLLINS, Jerron	10	0	85	0	0	0	85	8.5	21	3	184	0	18	0	205	9.8
MEDARIS, Rashad	5	0	61	0	0	0	61	12.2	5	0	61	0	0	0	61	12.2
BOOSE, Taylor	6	13	4	0	35	0	52	8.7	10	22	4	0	35	0	61	6.1
STEPHENS, Linden	10	0	0	0	0	39	39	3.9	48	0	0	0	0	68	68	1.4
TRAIL, Ross	1	17	0	0	0	0	17	17.0	5	31	0	0	0	0	31	6.2
SAVAGE, JaQuay	7	0	16	0	0	0	16	2.3	7	0	16	0	0	0	16	2.3
CLEMENTS, Malik	10	0	0	0	0	14	14	1.4	35	0	0	0	0	14	14	0.4
GREENE, Jaelen	7	9	0	0	0	0	9	1.3	7	9	0	0	0	0	9	1.3
TAYLOR, Marquese	5	0	0	0	0	7	7	1.4	5	0	0	0	0	7	7	1.4
SMITH, James	10	5	0	0	0	0	5	0.5	10	5	0	0	0	0	5	0.5
WRIGHT, Bryan	6	0	0	0	0	2	2	0.3	14	0	0	0	0	2	2	0.1
Total.....	10	1349	2211	90	583	62	4295	429.5								
Opponents.....	10	2019	2096	67	625	175	4982	498.2								

FIELD GOALS	Att	Good	Long	Blkd	Att	Good	Long	Blkd	Pct.
JONES, Ryan	10	6	30	0	10	6	30	0	60.0
PASLEY, Josh	6	3	41	0	23	14	43	1	60.9
GANTZ, Andrew	1	0	0	0	50	39	51	2	78.0
Total.....	17	9	41	0					
Opponents.....	20	15	47	0					

PUNTING	No.	Yds	Avg	Long	TB	FC	I20	Blkd	No.	Yds	Avg	Long	TB	FC	I20	Blkd
SMITH, James	53	2154	40.6	64	0	26	17	0	53	2154	40.6	64	0	26	17	0
Total.....	53	2154	40.6	64	0	26	17	0								
Opponents.....	44	1895	43.1	63	4	16	15	0								

KICKOFFS	No.	Yds	Avg	TB	OB	Retn	Net	YdLn	No.	Yds	Avg	TB	OB
JONES, Ryan	44	2565	58.3	9	4				98	5783	59.0	23	6
Total.....	44	2565	58.3	9	4	625	39.0	26					
Opponents.....	60	3713	61.9	29	0	583	40.1	24					

SEASON/CAREER STATISTICS

SEASON STATISTICS

CAREER STATISTICS

DEFENSIVE LEADERS	GP	Solo	Ast	Total	TFL	Sacks	Int	PBU	FR	FF	Blk	GP	Solo	Ast	Total	TFL	Sacks	Int	PBU	FR	FF	Blk
33 MINOR, Jaylyin	10	53	50	103	4.5	1.0	.	1	1	.	.	31	81	86	167	9.0	1.0	.	2	1	1	.
6 YOUNG, Perry	10	47	39	86	8.5	.	.	2	1	1	.	22	71	57	128	10.0	.	.	3	1	1	.
20 JACOBS, Carter	10	42	19	61	0.0	.	.	3	.	1	.	47	92	54	146	0.5	.	.	5	1	4	.
4 CLEMENTS, Malik	10	25	33	58	1.0	.	1	35	51	66	117	1.5	.	1	1	1	.	.
44 COPELAND, Marquise	10	27	22	49	7.5	3.0	.	1	.	.	.	32	51	72	123	13.0	4.0	.	2	.	2	.
48 MOUHON, Kevin	10	23	18	41	5.5	2.0	.	2	.	1	.	33	57	52	109	15.5	3.0	.	4	.	2	.
2 GILBERT, Tyrell	10	28	13	41	3.0	1.0	.	2	2	2	.	33	75	56	131	4.0	1.0	4	10	3	4	.
9 STEPHENS, Linden	10	25	15	40	0.5	.	1	7	.	.	.	48	86	43	129	1.5	.	6	19	.	1	.
8W WHITE, Jarell	10	11	16	27	1.0	10	11	16	27	1.0
96 BROUGHTON, Cortez	10	9	17	26	2.5	1.0	.	1	1	.	.	36	42	54	96	9.0	3.5	1	5	1	.	1
13 COLEMAN, Grant	10	16	8	24	0.0	.	.	2	.	.	.	45	77	46	123	4.0	.	1	8	1	2	.
51 FITZ, Kimoni	10	15	6	21	3.5	33	40	33	73	8.0	1.5
30 MURPHY, Chris	10	14	6	20	1.0	.	.	2	1	.	.	23	19	9	28	1.0	.	.	3	1	.	.
11 PIERCE, Davin	10	15	4	19	2.0	.	.	1	.	.	.	22	23	7	30	3.0	1.0	.	3	.	.	.
95 WRIGHT, Bryan	6	7	8	15	2.5	.	1	2	.	.	.	14	19	24	43	6.5	.	1	2	.	.	.
98 JOHNSON, Lyndon	9	7	7	14	2.0	1.0	24	14	12	26	3.0	2.0
92 BROOKS, Curtis	10	3	10	13	0.0	10	3	10	13	0.0
31 SMITH, Marquis	10	10	2	12	0.0	10	10	2	12	0.0
56 WILSON, Mark	10	7	5	12	1.5	1.0	43	29	31	60	10.5	5.0	.	1	2	1	.
29 TAYLOR, Marquese	5	7	2	9	0.0	.	1	5	7	2	9	0.0	.	1
41 DUBLANKO, Joel	10	1	7	8	1.5	10	1	7	8	1.5
99 BROWN, Marcus	9	3	5	8	1.0	9	3	5	8	1.0
40 SPONSELLER, Ty	9	3	2	5	0.0	9	3	2	5	0.0
1F FORREST, Darrick	10	3	2	5	0.0	10	3	2	5	0.0
49 STATHAM, Tyquan	9	.	4	4	0.0	9	.	4	4	0.0
25 BRYANT, Coby	10	1	2	3	0.0	10	1	2	3	0.0
55 ASHWORTH, Caleb	2	.	2	2	0.0	2	.	2	2	0.0
43 PITTS, Michael	6	.	2	2	0.0	6	.	2	2	0.0
21 GRAY, Devin	10	.	2	2	0.0	22	.	3	3	0.0
97 JONES, Ryan	10	2	.	2	0.0	23	3	.	3	0.0
7 HAWES, Javan	6	1	.	1	0.0	6	1	.	1	0.0
18 COGSWELL, Tyler	10	.	1	1	0.0	42	2	1	3	0.0
22 GREENE, Jaelen	7	1	.	1	0.0	7	1	.	1	0.0
3 WARREN, Michael	10	.	1	1	0.0	10	.	1	1	0.0
85 GEDDIS, Thomas	10	.	1	1	0.0	18	.	1	1	0.0
37 SMITH, James	10	.	1	1	0.0	10	.	1	1	0.0
17 MEDARIS, Rashad	5	1	.	1	0.0	5	1	.	1	0.0
72 CAMPBELL, Garrett	10	1	.	1	0.0	30	1	.	1	0.0
61 VINCENT, Jon	10	1	.	1	0.0	22	2	1	3	0.0
Total.....	10	409	332	741	49	10	4	26	6	5	.											
Opponents.....	10	342	316	658	52	14	7	37	7	5	1											

STARTERS

OFFENSE	LT	LG	C	RG	RT	TE/WR	WR/TE	WR	WR	QB	RB
AUSTIN PEAY	Cunningham	Campbell	Niehaus	Steur	Calhoun	Cogswell	Labelle	Gray	Lewis	Moore	Boone
at Michigan	Cunningham	Campbell	Niehaus	Steur	Calhoun	Cogswell	Geddis	Gray	Lewis	Moore	Boone
at Miami (OH)	Cunningham	Campbell	Niehaus	Steur	Trout	Cogswell	Geddis	Gray	Lewis	Moore	Doaks
at Navy	Cunningham	Campbell	Niehaus	Steur	Trout	Cogswell	Geddis	Gray	Lewis	Moore	Doaks
MARSHALL	Cunningham	Campbell	Niehaus	Steur	Trout	Cogswell	Geddis	Gray	Lewis	Moore	Doaks
UCF	Cunningham	Campbell	Niehaus	Trout	Calhoun	Cogswell	Geddis	Gray	Lewis	Moore	Boone
at USF	Cunningham	Campbell	Niehaus	Trout	Calhoun	Cogswell	Geddis	Gray	Lewis	Moore	Boone
SMU	Cunningham	Campbell	Niehaus	Steur	Calhoun	Cogswell	Geddis	Gray	Lewis	Moore	Boone
at Tulane	Cunningham	Campbell	Niehaus	Trout	Calhoun	Boone	Geddis	Gray	Lewis	Moore	Doaks
TEMPLE	Cunningham	Campbell	Niehaus	Trout	Calhoun	Cogswell	Geddis	Gray	Lewis	Moore	Boone
at ECU											
UCONN											

DEFENSE	DE	DT	DT	DE	WLB	MLB	SLB	CB	S	S	CB
AUSTIN PEAY	Mouhon	Copeland	Broughton	Wright	P. Young	J. Minor	Gilbert	Stephens	Jacobs	Clements	Coleman
at Michigan	Mouhon	Copeland	Broughton	Wright	P. Young	J. Minor	Gilbert	Stephens	Jacobs	Clements	Coleman
at Miami (OH)	Mouhon	Copeland	Broughton	Wright	P. Young	J. Minor	Gilbert	Stephens	Jacobs	Clements	Coleman
at Navy	Mouhon	Copeland	Broughton	Wright	Clements	J. Minor	Gilbert	Stephens	Jacobs	Murphy	Coleman
MARSHALL	Mouhon	Copeland	Broughton	Wright	P. Young	J. Minor	Gilbert	Stephens	Jacobs	Clements	Coleman
UCF	Mouhon	Copeland	Broughton	Fitz	P. Young	J. Minor	Gilbert	Stephens	Jacobs	Murphy	Pierce
at USF	Mouhon	Copeland	Broughton	Wright	P. Young	J. Minor	Gilbert	Stephens	Jacobs	Murphy	Pierce
SMU	Broughton	Copeland	Johnson	Mouhon	P. Young	J. Minor	Gilbert	Stephens	Jacobs	Murphy	Pierce
at Tulane	Broughton	Copeland	Johnson	Mouhon	P. Young	J. Minor	White	Stephens	Jacobs	Murphy	Pierce
TEMPLE	Broughton	Copeland	Johnson	Mouhon	P. Young	J. Minor	White	Stephens	Jacobs	Murphy	Taylor
at ECU											
UCONN											

START CHART

PLAYER	2017	CAR.	CONS.	PLAYER	2017	CAR.	CONS.	PLAYER	2017	CAR.	CONS.
Mike Boone, RB	7	9	5	Devin Gray, WR	10	22	22	Marquese Taylor, CB	1	1	1
Landon Brazile, DE	0	3	0	Carter Jacobs, DB	10	14	13	Ross Trail, QB	0	2	0
Cortez Broughton, DT	10	33	25	Lyndon Johnson, DT	3	3	3	Jarell White, LB	2	2	2
Kendall Calhoun, OL	7	7	5	Bruno Labelle, TE	1	1	0	Mark Wilson, DE	0	11	0
Garrett, Campbell, OL	10	10	10	Kahlil Lewis, WR	10	21	10	Bryan Wright, DE	6	7	0
Malik Clements, S	5	8	0	Jaylyn Minor, LB	10	11	10	Perry Young, LB	9	9	6
Tyler Cogswell, TE	9	10	1	Keith Minor, OL	0	2	0				
Grant Coleman, CB	5	33	0	Hayden Moore, QB	10	20	13				
Marquise Copeland, DE	10	13	10	Chris Murphy, LB	6	9	5				
Korey Cunningham, OL	10	22	22	Kevin Mouhon, DE	10	17	11				
Gerrid Doaks, RB	4	4	0	David Niehaus, OL	10	11	10				
Kimoni Fitz, DE	1	11	0	Davin Pierce, CB	4	4	0				
Thomas Geddis, WR	9	10	9	Linden Stephens, CB	10	19	10				
Tyrell Gilbert, S	8	23	0	Will Steur, OL	6	11	0				

PARTICIPATION

	Name	GP/GS	APSU	MICH	MIOH	NAVY	MAR	UCF	USF	SMU	TLN	TEM	ECU	CONN
3A	ANGULO, C.	6/-	XXX	XXX	XXX	XXX	XXX	XXX		
5	BOONE, Mike	8/7	START	START	XXX	START	START	START	START	START		
24	BOOSE, Taylor	6/-	XXX	XXX	XXX	XXX	XXX	XXX		
92	BROOKS, Curtis	10/-	XXX	XXX	XXX	XXX	XXX	XXX	XXX	XXX	XXX	XXX		
96	BROUGHTON, C.	10/10	START	START	START	START	START	START	START	START	START	START		
99	BROWN, Marcus	9/-	...	XXX	XXX	XXX	XXX	XXX	XXX	XXX	XXX	XXX		
25	BRYANT, Coby	10/-	XXX	XXX	XXX	XXX	XXX	XXX	XXX	XXX	XXX	XXX		
60	BYCZNSKI, Zach	2/-	XXX	XXX		
74	CALHOUN, K	7/7	START	START	START	START	START	START	START		
72	CAMPBELL, G.	10/10	START	START	START	START	START	START	START	START	START	START		
4	CLEMENTS, Malik	10/6	START	START	START	START	START	XXX	XXX	XXX	START	XXX		
18	COGSWELL, Tyler	10/10	START	START	START	START	START	START	START	START	START	START		
13	COLEMAN, Grant	10/6	START	START	START	START	START	XXX	XXX	XXX	START	XXX		
44	COPELAND, M.	10/10	START	START	START	START	START	START	START	START	START	START		
71	CUNNINGHAM, K.	10/10	START	START	START	START	START	START	START	START	START	START		
83	DEGUARA, Josiah	7/-	XXX	XXX	XXX	XXX	XXX	XXX	XXX		
23	DOAKS, Gerrid	9/3	...	XXX	START	START	START	XXX	XXX	XXX	XXX	XXX		
36	DOSS, Sheldon	3/-	XXX	XXX	XXX		
41	DUBLANKO, Joel	10/-	XXX	XXX	XXX	XXX	XXX	XXX	XXX	XXX	XXX	XXX		
89	ELFERS, Jake	8/-	XXX	XXX	XXX	XXX	XXX	XXX	XXX	XXX		
51	FITZ, Kimoni	10/1	XXX	XXX	XXX	XXX	XXX	START	XXX	XXX	XXX	XXX		
1F	FORREST, D.	10/-	XXX	XXX	XXX	XXX	XXX	XXX	XXX	XXX	XXX	XXX		
16	GANTZ, Andrew	1/-	XXX		
85	GEDDIS, Thomas	10/9	XXX	START	START	START	START	START	START	START	START	START		
2	GILBERT, Tyrell	10/9	START	START	START	START	START	START	START	START	START	START	XXX	
27	GILLESPIE, H.	1/-	XXX		
21	GRAY, Devin	10/10	START	START	START	START	START	START	START	START	START	START		
22	GREENE, Jaelen	7/-	XXX	XXX	XXX	XXX	XXX	XXX	XXX		
7	HAWES, Javan	6/-	XXX	XXX	XXX	XXX	XXX	XXX		
20	JACOBS, Carter	10/10	START	START	START	START	START	START	START	START	START	START		
78	JAMES, Morgan	3/-	XXX	XXX	XXX		
98	JOHNSON, Lyndon	9/3	XXX	XXX	XXX	XXX	...	XXX	XXX	START	START	START		
97	JONES, Ryan	10/-	XXX	XXX	XXX	XXX	XXX	XXX	XXX	XXX	XXX	XXX		
87	LABELLE, Bruno	10/1	START	XXX	XXX	XXX	XXX	XXX	XXX	XXX	XXX	XXX		
1	LEWIS, Kahlil	10/10	START	START	START	START	START	START	START	START	START	START		
80	MBODJ, Malick	1/-	XXX		
17	MEDARIS, Rashad	5/-	XXX	...	XXX	XXX	XXX	XXX		
33	MINOR, Jaylyin	10/10	START	START	START	START	START	START	START	START	START	START		
54	MINOR, Keith	9/-	XXX	XXX	XXX	XXX	...	XXX	XXX	XXX	XXX	XXX		
8	MOORE, Hayden	10/10	START	START	START	START	START	START	START	START	START	START		
48	MOUHON, Kevin	10/10	START	START	START	START	START	START	START	START	START	START		
30	MURPHY, Chris	10/5	XXX	XXX	XXX	START	XXX	START	START	START	XXX	START		
88	NEAL, Braxton	3/-	XXX	XXX	XXX		
66	NIEHAUS, David	10/10	START	START	START	START	START	START	START	START	START	START		
50	OGLESBY, Norman	5/-	XXX	XXX	XXX	XXX	XXX		
34	PASLEY, Josh	4/-	...	XXX	XXX	XXX	XXX		
84	PAUL, Marcel	1/-	XXX		
11	PIERCE, Davin	10/3	XXX	XXX	XXX	XXX	XXX	START	START	START	XXX	XXX		
14	PINCKNEY, JJ	10/-	XXX	XXX	XXX	XXX	XXX	XXX	XXX	XXX	XXX	XXX		
43	PITTS, Michael	6/-	XXX	XXX	XXX	XXX	XXX	XXX		
26	ROLLINS, Jerron	10/-	XXX	XXX	XXX	XXX	XXX	XXX	XXX	XXX	XXX	XXX		
15	SAVAGE, JaQuay	7/-	...	XXX	XXX	XXX	XXX	XXX	XXX	XXX		
37	SMITH, James	10/-	XXX	XXX	XXX	XXX	XXX	XXX	XXX	XXX	XXX	XXX		
31	SMITH, Marquis	10/-	XXX	XXX	XXX	XXX	XXX	XXX	XXX	XXX	XXX	XXX		
40	SPONSELLER, Ty	9/-	XXX	XXX	XXX	XXX	XXX	...	XXX	XXX	XXX	XXX		
49	STATHAM, Tyquan	9/-	XXX	XXX	XXX	XXX	XXX	...	XXX	XXX	XXX	XXX		
9	STEPHENS, L.	10/10	START	START	START	START	START	START	START	START	START	START		
64	STEUR, Will	10/6	START	START	START	START	START	XXX	XXX	START	XXX	XXX		
2T	TAYLOR, M.	5/1	XXX	...	XXX	XXX	XXX	START		
12	TRAIL, Ross	1/-	XXX		
5T	TROUT, Kyle	9/6	XXX	XXX	START	START	START	START	XXX	...	START	START		
61	VINCENT, Jon	10/-	XXX	XXX	XXX	XXX	XXX	XXX	XXX	XXX	XXX	XXX		
3	WARREN, M.	10/-	XXX	XXX	XXX	XXX	XXX	XXX	XXX	XXX	XXX	XXX		
8W	WHITE, Jarell	10/1	XXX	XXX	XXX	XXX	XXX	XXX	XXX	XXX	START	START		
32	WIGGINS, James	9/-	...	XXX	XXX	XXX	XXX	XXX	XXX	XXX	XXX	XXX		
56	WILSON, Mark	10/1	XXX	XXX	XXX	XXX	XXX	XXX	START	XXX	XXX	XXX		
95	WRIGHT, Bryan	6/6	START	START	START	START	START	...	START		
73	YAGER, Blake	7/-	XXX	XXX	...	XXX	XXX	XXX	XXX	XXX		
6	YOUNG, Perry	10/9	START	START	START	XXX	START	START	START	START	START	START		

LONG PLAYS

YDS.	TYPE	PLAYER(S)	OPP.
57	Rush	DOAKS, Gerrid	Tulane
*46	Pass	GRAY, Devin from MOORE, Hayden	Navy
46	Rush	MOORE, Hayden	Michigan
46	Pass	PINCKNEY, JJ from MOORE, Hayden	Navy
45	Rush	DOAKS, Gerrid	SMU
42	Pass	GRAY, Devin from MOORE, Hayden	Marshall
41	KR	WARREN, Michael	Temple
40	Pass	PINCKNEY, JJ from MOORE, Hayden	Tulane
*39	Pass	GRAY, Devin from MOORE, Hayden	Tulane
39	INT	STEPHENS, Linden	SMU
37	Pass	BOONE, Mike from MOORE, Hayden	UCF
35	Rush	MOORE, Hayden	SMU
35	Pass	LEWIS, Kahlil from MOORE, Hayden	Temple
33	Pass	BOONE, Mike from MOORE, Hayden	Tulane
33	Pass	GEDDIS, Thomas from MOORE, Hayden	Tulane
31	Pass	LEWIS, Kahlil from MOORE, Hayden	Temple
31	Rush	DOAKS, Gerrid	Marshall
31	Pass	LEWIS, Kahlil from MOORE, Hayden	Navy
29	Rush	MOORE, Hayden	Temple
29	Pass	GEDDIS, Thomas from MOORE, Hayden	UCF
*29	Pass	GEDDIS, Thomas from MOORE, Hayden	Temple
29	Pass	DOAKS, Gerrid from MOORE, Hayden	Miami
28	KR	WARREN, Michael	Temple
28	KR	WARREN, Michael	Temple
28	KR	WARREN, Michael	Miami
28	Pass	DEGUARA, Josiah from MOORE, Hayden	UCF
28	Rush	BOONE, Mike	Temple
27	Pass	GEDDIS, Thomas from MOORE, Hayden	Navy
*27	Rush	WARREN, Michael	Marshall
27	Pass	LEWIS, Kahlil from MOORE, Hayden	Miami
27	KR	WARREN, Michael	UCF
27	KR	GEDDIS, Thomas	Navy
26	Rush	BOONE, Mike	Austin Peay
26	Pass	LEWIS, Kahlil from MOORE, Hayden	UCF
25	Pass	DOAKS, Gerrid from MOORE, Hayden	Michigan
25	Rush	BOONE, Mike	Austin Peay
25	Pass	GRAY, Devin from MOORE, Hayden	Navy
24	KR	GEDDIS, Thomas	Austin Peay
24	Pass	GRAY, Devin from MOORE, Hayden	UCF
24	Rush	WARREN, Michael	Miami
23	KR	WARREN, Michael	USF
23	KR	WARREN, Michael	Miami

YDS.	TYPE	PLAYER(S)	OPP.
22	KR	HAWES, Javan	Marshall
21	Pass	GEDDIS, Thomas from MOORE, Hayden	Austin Peay
21	Rush	MOORE, Hayden	SMU
21	Rush	DOAKS, Gerrid	Tulane
21	Rush	DOAKS, Gerrid	Navy
*21	Pass	GRAY, Devin from MOORE, Hayden	SMU
*21	Rush	BOONE, Mike	Temple
21	Pass	MEDARIS, Rashad from MOORE, Hayden	Marshall
20	Pass	GRAY, Devin from MOORE, Hayden	Michigan
*20	Pass	LEWIS, Kahlil from MOORE, Hayden	Miami
20	Pass	GRAY, Devin from MOORE, Hayden	Temple
20	KR	WARREN, Michael	UCF
20	Rush	WARREN, Michael	SMU
20	Pass	DOAKS, Gerrid from MOORE, Hayden	Tulane
20	Pass	GRAY, Devin from MOORE, Hayden	USF
20	Pass	LEWIS, Kahlil from MOORE, Hayden	UCF
20	Rush	DOAKS, Gerrid	SMU

* touchdown scored on play

BY PLAYER

PLAYER	NO.	TD	R	P	KR	PR	IR	FR
WARREN, Michael	11	1	3	0	8	0	0	0
GRAY, Devin	9	3	0	9	0	0	0	0
DOAKS, Gerrid	9	0	6	3	0	0	0	0
LEWIS, Kahlil	7	1	0	7	0	0	0	0
GEDDIS, Thomas	7	1	0	5	2	0	0	0
BOONE, Mike	6	1	4	2	0	0	0	0
MOORE, Hayden	4	0	4	0	0	0	0	0
PINCKNEY, JJ	2	0	0	2	0	0	0	0
HAWES, Javan	1	0	0	0	1	0	0	0
MEDARIS, Rashad	1	0	0	1	0	0	0	0
DEGUARA, Josiah	1	0	0	1	0	0	0	0
STEPHENS, Linden	1	0	0	0	0	0	1	0
TOTAL	59	7	17	30	11	0	1	0

BY NUMBER

PLAYS BY YARDS	NO.	TD
100+	0	0
90-99	0	0
80-89	0	0
70-79	0	0
60-69	0	0
50-59	1	0
40-49	7	1
30-39	10	1
20-29	41	5

PLAYS BY TYPE	NO.	TD
Rushing	17	2
Passing	30	5
Punt returns	0	0
Kick returns	11	0
Interceptions	1	0
Fumble returns	0	0
Other	0	0
TOTAL	59	7

LONGEST PLAYS

OFFENSE			
TYPE	YARDS	PLAYER	OPPONENT
Rush	57	Doaks	Tulane
Rushing TD	27	Warren	Marshall
Pass	46	Pinckney from Moore	Navy
	46	Gray from Moore	Navy
Passing TD	46	Gray from Moore	Navy

SPECIAL TEAMS			
TYPE	YARDS	PLAYER	OPPONENT
Punt Return	18	Gray	APSU
Kick Return	41	Warren	Temple
Punt	64	Smith	APSU
Field Goal	41	Pasley	Miami

DEFENSE			
TYPE	YARDS	PLAYER	OPPONENT
Int. Return	39	Stephens	SMU
Fumble Return	-	-	-

SCORING DRIVES

AUG. 31 - vs. AUSTIN PEAY

QTR	TIME	PLAYS	YDS	ELAPSED
2nd	10:54	8	53	2:35
2nd	02:06	5	43	1:40
3rd	03:29	8	58	2:48
4th	05:13	5	42	1:57

SEPT. 9 - @ MICHIGAN

QTR	TIME	PLAYS	YDS	ELAPSED
1st	02:13	9	38	3:06
3rd	11:15	10	85	3:45

SEPT. 16 - @ MIAMI (OH)

QTR	TIME	PLAYS	YDS	ELAPSED
1st	05:12	12	47	5:15
4th	11:38	11	61	3:08
4th	02:52	8	75	1:53
4th	01:07			

SEPT. 23 - @ NAVY*

QTR	TIME	PLAYS	YDS	ELAPSED
1st	02:05	5	75	1:51
2nd	12:20	9	47	2:52
2nd	04:45	7	90	2:25
3rd	09:01	14	75	4:51
4th	06:06	13	80	4:01

SEPT. 30 - vs. MARSHALL

QTR	TIME	PLAYS	YDS	ELAPSED
3	09:05	15	75	5:55
4	14:15	7	78	1:45
4	03:03	6	51	1:49

OCT. 7 - vs. UCF

QTR	TIME	PLAYS	YDS	ELAPSED
1	4:58	12	82	5:37
2	03:57	8	75	3:34
2	00:00	13	67	2:57
3	04:19	11	75	5:41

OCT. 14 - at USF

QTR	TIME	PLAYS	YDS	ELAPSED
1	04:04	10	64	3:19

OCT. 21 - vs. SMU

QTR	TIME	PLAYS	YDS	ELAPSED
1	11:08	9	75	3:52
1	04:22	11	64	4:12
2	11:25	10	75	3:45
2	06:17	9	36	3:51
4	02:22	10	75	4:04

NOV. 4 - at Tulane

QTR	TIME	PLAYS	YDS	ELAPSED
1	11:29	10	67	3:31
2	14:53	8	75	3:19
3	07:12	10	72	5:55

NOV. 10 - vs. TEMPLE

QTR	TIME	PLAYS	YDS	ELAPSED
3	11:37	9	68	3:18
3	07:40	7	71	2:06
4	14:56	11	64	3:46
4	02:34	11	65	3:11

DRIVE SUMMARIES

AVERAGE SCORING DRIVE/PLAY STATS

Plays: 9.2 per drive; Yards: 63.2 per drive; Avg. Drive Time: 3:21

BY THE NUMBERS

- 35 scoring drives
- 321 plays
- 2,213 yards
- 7,054 seconds

LONGEST

Longest drive (time):

- 5:55 vs. Marshall, at Tulane
- 15 plays, 75 yards, Doaks 2-yard run / 10 plays, 72-yards, Boone 5-yard run

Longest drive (yards):

- 90 yards at Navy
- 7 plays, 2:25, Doaks 9-yard run

SHORTEST

Shortest drive (time):

- 1:40 vs. Austin Peay
- 5 plays, 43 yards, Lewis 6-yard pass from Moore

Shortest drive (yards):

- 36 yards vs. SMU
- 9 plays, 3:51, Jones 20-yard field goal

GAME-BY-GAME REVIEW

GAME 01 - AUG. 31, 2017 - CINCINNATI, OHIO

GAME 02 - SEPT. 9, 2017 - ANN ARBOR, MICH.

GAME 03 - SEPT. 16, 2017 - OXFORD, OHIO

	AUSTIN PEAY	14		CINCINNATI	14		CINCINNATI	21
	CINCINNATI	26		NO. 8 MICHIGAN	36		MIAMI (OH)	17

Score By Quarters	1	2	3	4	F
Austin Peay	0	7	0	7	14
Cincinnati	0	14	6	6	26

SCORING PLAYS

2nd 10:54 CIN	Geddis 16 yd pass from Moore (Gantz kick) 8-53 2:35, APSU 0 - CIN 7
06:45 APSU	Williams 19 yd pass from Craig (Birchfield kick) 10-81 4:04, APSU 7 - CIN 7
02:06 CIN	Lewis 6 yd pass from Moore (Gantz kick) 5-43 1:40, APSU 7 - CIN 14
3rd 03:29 CIN	Cogswell 6 yd pass from Moore (Gantz kick fld) 8-58 2:48, APSU 7 - CIN 20
4th 11:41 APSU	Alexander 11 yd run (Birchfield kick) 13-66 6:43, APSU 14 - CIN 20
05:13 CIN	Boone 3 yd run (Moore pass failed) 5-42 1:57, APSU 14 - CIN 26

	APSU	CIN
FIRST DOWNS	20	15
RUSHES-YARDS (NET)	60-224	29-97
PASSING YDS (NET)	89	151
Passes Att-Comp-Int	19-9-1	28-17-0
TOTAL OFFENSE PLAYS-YARDS	79-313	57-248
Fumble Returns-Yards	0-0	0-0
Punt Returns-Yards	1-1	4-42
Kickoff Returns-Yards	3-58	2-41
Interception Returns-Yards	0-0	1-2
Punts (Number-Avg)	7-41.1	6-42.2
Fumbles-Lost	4-1	2-0
Penalties-Yards	10-87	7-70
Possession Time	37:41	22:19
Third-Down Conversions	3 of 16	3 of 11
Fourth-Down Conversions	3 of 5	0 of 0
Red-Zone Scores-Chances	2-4	4-5
Sacks By: Number-Yards	0-0	1-6

RUSHING: Austin Peay-CRAIG, JaVaughn 15-92; WILLIAMS, Kentel 18-40; TANNER, Ahmaad 7-31; OATSVALL, Jeremiah 3-24; ALEXANDER, Josh 5-18; BATARSEH, JP 3-8; NATION, Tre 6-7; MOMODU, Prince 2-3; WILSON, DeAngelo 1-1. Cincinnati-BOONE, Mike 19-100; MOORE, Hayden 2-9; WARREN II, Michael 3-7; TEAM 5-minus 19.

PASSING: Austin Peay-CRAIG, JaVaughn 7-14-1-63; OATSVALL, Jeremiah 2-4-0-26; Team 0-1-0-0. Cincinnati-MOORE, Hayden 17-28-0-151.

RECEIVING: Austin Peay-WILLIAMS, Kentel 2-34; COLEMAN, James 2-20; ALEXANDER, Josh 2-18; SOUMARE, Goret 1-13; MONTGOMERY, DJ 1-11; TANNER, Ahmaad 1-minus 7. Cincinnati-GEDDIS, Thomas 4-48; LEWIS, Kahlil 4-41; COGSWELL, Tyler 3-13; ROLLINS, Jerron 2-22; GRAY, Devin 2-18; BOONE, Mike 2-9.

Score By Quarters	1	2	3	4	F
Cincinnati	7	0	7	0	14
Michigan	14	3	7	12	36

SCORING PLAYS

1st 11:54 MICH	Crawford 43 yd pass from Speight (Nordin kick) 7-80 3:06, CIN 0 - MICH 7
06:50 MICH	Kinnel 28 yd int return (Nordin kick) CIN 0 - MICH 14
02:13 CIN	Boone 1 yd run (Pasley kick) 9-38 3:06, CIN 7 - MICH 14
2nd 14:03 MICH	Nordin 28 yd field goal 9-60 3:10, CIN 7 - MICH 17
3rd 11:15 CIN	Lewis 10 yd pass from Moore (Pasley kick) 10-85 3:45, CIN 14 - MICH 17
03:01 MICH	Perry 33 yd pass from Speight (Nordin kick) 7-80 2:08, CIN 14 - MICH 24
4th 09:02 MICH	Nordin 24 yd field goal 9-81 4:13, CIN 14 - MICH 27
06:53 MICH	TEAM safety CIN 14 - MICH 29
04:21 MICH	Hill 24 yd interception return (Nordin kick) CIN 14 - MICH 36

	CIN	MICH
FIRST DOWNS	13	16
RUSHES-YARDS (NET)	30-68	37-193
PASSING YDS (NET)	132	221
Passes Att-Comp-Int	40-15-2	29-17-0
TOTAL OFFENSE PLAYS-YARDS	70-200	66-414
Fumble Returns-Yards	0-0	0-0
Punt Returns-Yards	3-6	4-19
Kickoff Returns-Yards	1-7	4-76
Interception Returns-Yards	0-0	2-52
Punts (Number-Avg)	10-37.3	7-39.1
Fumbles-Lost	1-0	3-2
Penalties-Yards	4-30	7-68
Possession Time	29:33	30:27
Third-Down Conversions	6 of 19	5 of 15
Fourth-Down Conversions	0 of 1	1 of 1
Red-Zone Scores-Chances	2-2	2-2
Sacks By: Number-Yards	1-8	4-23

RUSHING: Cincinnati-BOONE, Mike 12-44; MOORE, Hayden 10-29; DOAKS, Gerrid 6-25; WARREN, Michael 1-3; TEAM 1-minus 33. Michigan-Isaac, Ty 20-133; Peoples-J, D. 1-44; Evans, Chris 5-15; Higdon, Karan 4-13; Samuels, Q. 1-3; TEAM 1-minus 2; Speight, Wilton 5-minus 13.

PASSING: Cincinnati-MOORE, Hayden 15-40-2-132. Michigan-Speight, Wilton 17-29-0-221.

RECEIVING: Cincinnati-BOONE, Mike 5-28; LEWIS, Kahlil 4-29; GRAY, Devin 3-41; DOAKS, Gerrid 1-25; ROLLINS, Jerron 1-7; COGSWELL, Tyler 1-2. Michigan-Crawford, Kekoa 4-83; Perry, Grant 4-66; Black, Tarik 4-11; Gentry, Zach 2-41; McKeon, Sean 2-13; Wheatley, T. 1-7.

Score By Quarters	1	2	3	4	F
Cincinnati	3	0	0	18	21
Miami	7	0	7	3	17

SCORING PLAYS

1st 05:12 CIN	Pasley 41 yd field goal 12-47 5:15, CIN 3 - MIA 0
03:37 MIA	Mayock 24 yd pass, Ragland (Stoman kick) 4-85 1:29, CIN 3 - MIA 7
3rd 09:55 MIA	Young 1 yd run (Stoman kick) 6-34 3:25, CIN 3 - MIA 14
4th 11:38 CIN	Pasley 36 yd field goal 11-61 3:08, CIN 6 - MIA 14
04:45 MIA	Stoman 37 yr field goal 13-60 6:48, CIN 6 - MIA 17
02:52 CIN	Lewis 20 yd pass from Moore (Lewis pass from Moore) 8-75 1:53, CIN 14 - MIA 17
01:07 CIN	Clements 14 yd INT return (Pasley kick) CIN 21 - MIA 17

	CIN	MIA
FIRST DOWNS	21	14
RUSHES-YARDS (NET)	35-139	32-70
PASSING YDS (NET)	222	221
Passes Att-Comp-Int	43-24-2	31-16-1
TOTAL OFFENSE PLAYS-YARDS	78-361	63-291
Fumble Returns-Yards	0-0	0-0
Punt Returns-Yards	0-0	1-6
Kickoff Returns-Yards	3-68	5-60
Interception Returns-Yards	1-14	2-58
Punts (Number-Avg)	4-42.5	8-45.5
Fumbles-Lost	0-0	1-0
Penalties-Yards	6-56	9-77
Possession Time	30:20	29:40
Third-Down Conversions	8 of 19	3 of 14
Fourth-Down Conversions	0 of 1	0 of 1
Red-Zone Scores-Chances	3-4	3-4
Sacks By: Number-Yards	3-23	1-11

RUSHING: Cincinnati-DOAKS, Gerrid 17-71; WARREN, Michael 9-51; MOORE, Hayden 8-18; TEAM 1-minus 1. Miami-YOUNG, Kenny 18-57-1; THOMAS, Maurice 3-17; ROSS, Leonard 1-0; RAGLAND, Gus 10-minus 4.

PASSING: Cincinnati-MOORE, Hayden 24-32-2-222; Miami-RAGLAND, Gus 16-31-1-221

RECEIVING: Cincinnati-LEWIS, Kahlil 7-83-1; GEDDIS, Thomas 5-52; PINCKNEY, JJ 2-28; DOAKS, Gerrid 2-25; MEDARIS, Rashad 2-24; DEGUARA, Josiah 2-9; SAVAGE, JaQuay 2-1; COGSWELL, Tyler 1-0; ROLLINS, Jerron 1-0; Miami-MAYOCK, Luke 4-74-1; THOMAS, Maurice 4-69; MARTIN, Sam 3-34; YOUNG, Kenny 3-23; SMITH, Ryan 2-21

GAME-BY-GAME REVIEW

GAME 04 • SEPT. 23, 2017 • ANNAPOLIS, MD.

GAME 05 • SEPT. 30, 2017 • CINCINNATI, OHIO

GAME 06 • OCT. 7, 2017 • CINCINNATI, OHIO

	CINCINNATI	32		MARSHALL	38		NO. 25 UCF	51
	NAVY	42		CINCINNATI	21		CINCINNATI	23

Score By Quarters	1	2	3	4	F
Cincinnati	7	10	7	8	32
Navy	14	7	14	7	42

SCORING PLAYS

1st 07:34 NAVY	Perry 23 yd run (Moehring kick) 13-74 5:39, CIN 0 - NAVY 7
03:56 NAVY	Carmona 19 yd pass from Abey (Moehring kick) 6-60 2:47, CIN 0 - NAVY 14
02:05 CIN	Gray 46 yd pass from Moore (Pasley kick) 5-75 1:51, CIN 7 - NAVY 14
2nd 12:20 CIN	Pasley 36 yd field goal 9-47 2:52, CIN 10 - NAVY 14
07:10 NAVY	Brown 24 yd run (Moehring kick) 9-74 5:10, CIN 10 - NAVY 21
04:45 CIN	Doaks 9 yd run (Pasley kick) 7-90 2:25, CIN 17 - NAVY 21
3rd 13:52 NAVY	Brown 39 yd run (Moehring kick) 3-57 1:08, CIN 17 - NAVY 28
09:01 CIN	Lewis 5 yd pass from Moore (Pasley kick) 14-75 4:51, CIN 24 - NAVY 28
02:29 NAVY	Abey 1 yd run (Moehring kick) 12-74 6:32, CIN 24 - NAVY 35
4th 10:07 NAVY	Abey 1 yd run (Moehring kick) 9-74 4:41, CIN 24 - NAVY 42
06:06 CIN	Cogswell 3 yd pass from Moore (Moore rush) 13-80 4:01, CIN 32 - NAVY 42

	CIN	NAVY
FIRST DOWNS	22	31
RUSHES-YARDS (NET)	23-58	72-569
PASSING YDS (NET)	381	53
Passes Att-Comp-Int	46-28-0	3-2-0
TOTAL OFFENSE PLAYS-YARDS	69-439	75-622
Fumble Returns-Yards	0-0	0-0
Punt Returns-Yards	0-0	0-0
Kickoff Returns-Yards	3-62	5-96
Interception Returns-Yards	0-0	0-0
Punts (Number-Avg)	3-39.7	1-35.0
Fumbles-Lost	1-1	1-1
Penalties-Yards	6-60	4-50
Possession Time	23:09	36:51
Third-Down Conversions	5 of 13	6 of 8
Fourth-Down Conversions	3 of 3	0 of 0
Red-Zone Scores-Chances	4-5	3-5
Sacks By: Number-Yards	0-0	2-17

RUSHING: Cincinnati-DOAKS, Gerrid 14-59; LEWIS, Kahlil 1-9; WARREN, Michael 3-5; TEAM 1-minus 1; MOORE, Hayden 4-minus 14. Navy-ABEY, Zach 20-128; PERRY, Malcolm 10-100; HIGH, Chris 17-87; BROWN, Josh 4-79; WALKER, Tre 6-68; MAKEKAU, Keoni 3-33; DANIEL, Jahmaal 3-29; GARGIULO, A 5-25; BROWN III, John 2-24; TEAM 2-minus 4.

PASSING: Cincinnati-MOORE, Hayden 28-46-0-381. Navy-ABEY, Zach 2-3-0-53.

RECEIVING: Cincinnati-GRAY, Devin 6-112; LEWIS, Kahlil 6-59; COGSWELL, Tyler 5-45; GEDDIS, Thomas 3-37; PINCKNEY, JJ 2-53; ROLLINS, Jerron 2-16; DOAKS, Gerrid 1-19; WARREN, Michael 1-15; DEGUARA, Josiah 1-14; SAVAGE, JaQuay 1-11. Navy-CARMONA, Tyler 2-53.

Score By Quarters	1	2	3	4	F
Marshall	7	17	7	7	38
Cincinnati	0	0	7	14	21

SCORING PLAYS

1st 08:39 MAR	Yurachek 14 Yd Pass From Litton (Vedvik Kick) 10-66 5:02, MAR 7 - CIN 0
2nd 12:55 MAR	Vedvik 26 Yd Field Goal 15-73 7:36, MAR 10 - CIN 0
01:38 MAR	Johnson 27 Yd Pass From Litton (Vedvik Kick) 10-68 4:45, MAR 17 - CIN 0
01:27 MAR	Yurachek 15 Yd Pass From Litton (Vedvik Kick) 1-15 0:07, MAR 24 - CIN 0
3rd 09:05 CIN	Doaks 2 Yd Run (Pasley Kick) 15-75 5:55, MAR 24 - CIN 7
01:06 MAR	Yurachek 31 Yd Pass From Litton (Vedvik Kick) 1-31 0:06, MAR 31 - CIN 7
4th 14:15 CIN	Warren 27 Yd Run (Pasley Kick) 7-78 1:45, MAR 31 - CIN 14
09:14 MAR	Davis 1 Yd Run (Vedvik Kick) 9-75 4:56, MAR 38 - CIN 14
03:03 CIN	Hawes 18 Yd Pass From Moore (Pasley Kick) 6-51 1:49, MAR 38 - CIN 21

	MAR	CIN
FIRST DOWNS	22	21
RUSHES-YARDS (NET)	44-133	26-138
PASSING YDS (NET)	233	211
Passes Att-Comp-Int	34-21-0	45-22-0
TOTAL OFFENSE PLAYS-YARDS	78-366	71-349
Fumble Returns-Yards	0-0	0-0
Punt Returns-Yards	4-1	3-4
Kickoff Returns-Yards	4-64	4-71
Interception Returns-Yards	0-0	0-0
Punts (Number-Avg)	5-43.4	7-40.6
Fumbles-Lost	2-1	3-3
Penalties-Yards	6-85	7-78
Possession Time	39:11	20:49
Third-Down Conversions	7 of 18	4 of 14
Fourth-Down Conversions	2 of 3	1 of 2
Red-Zone Scores-Chances	4-4	2-4
Sacks By: Number-Yards	0-0	0-0

RUSHING: Marshall-DAVIS, Keion 20-93; KING, Tyler 16-28; ANDERSON, Anthony 5-9; LITTON, Chase 2-4; TEAM 1-minus 1. Cincinnati-DOAKS, Gerrid 10-55; WARREN, Michael 5-49; BOONE, Mike 5-17; MOORE, Hayden 5-16; GREENE, Jaalen 1-1.

PASSING: Marshall-LITTON, Chase 21-34-0-233. Cincinnati-MOORE, Hayden 22-45-0-211.

RECEIVING: Marshall-YURACHEK, Ryan 6-77; WILLIAMS, Marcel 5-57; BRADY, Tyre 4-34; DAVIS, Keion 3-25; JOHNSON, Willie 2-37; KING, Tyler 1-3. Cincinnati-DEGUARA, Josiah 4-30; GRAY, Devin 3-68; HAWES, Javan 3-37; LEWIS, Kahlil 3-24; MEDARIS, Rashad 2-23; ROLLINS, Jerron 2-16; BOOSE, Taylor 2-4; DOAKS, Gerrid 1-7; BOONE, Mike 1-2; GREENE, Jaalen 1-0.

Score By Quarters	1	2	3	4	F
UCF	20	17	14	-	51
Cincinnati	7	9	7	-	23

Game was called with 0:04 left in the third quarter (weather)

SCORING PLAYS

1st 13:39 UCF	Snelson 54 Yd Pass from Milton (Wright Kick) 4-73 1:21, UCF 7 - CIN 0
10:40 UCF	Smith 79 yd pass from Milton (Loudermilk pass failed) 1-79 0:11, UCF 13 - CIN 0
04:58 CIN	Moore 2 yd run (Jones kick) 12-82 5:37, UCF 13 - CIN 7
01:32 UCF	McGowan 1 yd run (Wright kick) 8-75 3:21, UCF 20 - CIN 7
2nd 11:03 UCF	Wright 47 yd field goal 7-38 2:57, UCF 23 - CIN 7
07:31 UCF	Colubiale 21 yd pass from Milton (Wright kick) 4-95 1:22, UCF 30 - CIN 7
03:57 CIN	Moore 16 yd run (Jones kick blocked) 8-75 3:34, UCF 30 - CIN 13
02:57 UCF	SMITH 41 yd pass from MILTON (WRIGHT kick) 3-69 0:52, UCF 37 - CIN 13
00:00 CIN	Jones 26 yd field goal 13-67 2:57, UCF 37 - CIN 16
3rd 10:06 UCF	Smith 5 yd run (Wright kick) 10-70 3:56, UCF 44 - CIN 16
04:19 CIN	Doaks 1 yd pass from Moore (Jones kick) 11-75 5:41, UCF 44 - CIN 23
02:47 UCF	Smith 22 yd pass from Milton (Wright kick) 4-60 1:32, UCF 51 - CIN 23

	UCF	CIN
FIRST DOWNS	23	21
RUSHES-YARDS (NET)	21-141	26-113
PASSING YDS (NET)	374	278
Passes Att-Comp-Int	19-16-0	40-23-1
TOTAL OFFENSE PLAYS-YARDS	40-515	66-391
Fumble Returns-Yards	0-0	0-0
Punt Returns-Yards	0-0	0-0
Kickoff Returns-Yards	3-78	6-116
Interception Returns-Yards	1-0	0-0
Punts (Number-Avg)	0-0.0	4-45.5
Fumbles-Lost	0-0	0-0
Penalties-Yards	8-44	9-74
Possession Time	15:49	29:11
Third-Down Conversions	3 of 4	9 of 15
Fourth-Down Conversions	0 of 0	1 of 1
Red-Zone Scores-Chances	2-2	4-4
Sacks By: Number-Yards	1-6	1-9

RUSHING: UCF-WILLIAMS, Mar. 1-47; KILLINS, Adrian 5-47; MCGOWAN, Taj 7-26; ANDERSON, O. 2-10; MILTON, M. 5-6; SMITH, TreQuan 1-5. Cincinnati-MOORE, Hayden 13-75; BOONE, Mike 8-23; DOAKS, Gerrid 4-13; WARREN, Michael 1-2.

PASSING: UCF-MILTON, M. 16-19-0-374. Cincinnati-MOORE, Hayden 23-40-1-278.




RECEIVING: UCF-SMITH, TreQuan 5-165; SNELSON, D. 3-74; ANDERSON, O. 2-42; AKINS, Jordan 2-26; COLUBIALE, M. 1-21; FRANKS, Jordan 1-20; KILLINS, Adrian 1-14; DAVIS, Gabriel 1-12. Cincinnati-LEWIS, Kahlil 7-89; BOONE, Mike 3-39; GEDDIS, Thomas 2-38; GRAY, Devin 2-28; COGSWELL, Tyler 2-15; MEDARIS, Rashad 2-14; DOAKS, Gerrid 2-minus 2; DEGUARA, Josiah 1-28; WARREN, Michael 1-16; PINCKNEY, JJ 1-13.

GAME-BY-GAME REVIEW

GAME 07 • OCT. 21, 2017 • CINCINNATI, OHIO

GAME 08 • OCT. 21, 2017 • CINCINNATI, OHIO

GAME 09 • NOV. 4, 2017 • NEW ORLEANS, LA.

	CINCINNATI	3		SMU	31		CINCINNATI	17
	NO. 18/15 USF	33		CINCINNATI	OT		TULANE	16

Score By Quarters	1	2	3	4	F
Cincinnati	3	0	0	0	3
USF	3	20	7	3	33

SCORING PLAYS

1st 09:43	USF	Nadelman 39 yd field goal 12-38 3:32, CIN 0 - USF 3
04:04	CIN	Jones 30 yd field goal 10-64 3:19, CIN 3 - USF 3
2nd 14:56	USF	Nadelman 28 yd field goal 11-70 4:08, CIN 3 - USF 6
07:12	USF	Nadelman 21 yd field goal 13-74 4:32, CIN 3 - USF 9
02:24	USF	Tice 11 yd run (Nadelman kick) 5-60 1:49, CIN 3 - USF 16
00:00	USF	Sanchez 65 yd int return (Nadelman kick) CIN 3 - USF 23
3rd 05:43	USF	Flowers 1 yd run (Nadelman kick) 15-59 6:05, CIN 3 - USF 30
4th 14:56	USF	Nadelman 24 yd field goal 5-24 1:26, CIN 3 - USF 33

	CIN	USF
FIRST DOWNS	21	25
RUSHES-YARDS (NET)	33-95	53-212
PASSING YDS (NET)	178	190
Passes Att-Comp-Int	37-21-1	30-17-0
TOTAL OFFENSE PLAYS-YARDS	70-273	83-402
Fumble Returns-Yards	0-0	1-0
Punt Returns-Yards	0-0	3-18
Kickoff Returns-Yards	2-37	1-16
Interception Returns-Yards	0-0	1-65
Punts (Number-Avg)	7-41.9	6-48.7
Fumbles-Lost	2-1	0-0
Penalties-Yards	11-98	14-137
Possession Time	29:31	30:29
Third-Down Conversions	4 of 16	9 of 20
Fourth-Down Conversions	0 of 1	1 of 1
Red-Zone Scores-Chances	1-2	6-6
Sacks By: Number-Yards	0-0	3-21

RUSHING: Cincinnati-WARREN, Michael 6-47; DOAKS, Gerrid 6-37; TRAIL, Ross 6-17; BOOSE, Taylor 3-13; GREENE, Jaalen 2-8; BOONE, Mike 5-0; MOORE, Hayden 5-minus 27. USF-FLOWERS, Q 15-80; TICE, Darius 15-55; JOHNSON, D'Erne 17-53; ANTOINE, Deange 1-12; SANDS, Trevon 3-9; KEAN, Brett 1-2; OLADOKUN, Chris 1-1.

PASSING: Cincinnati-MOORE, Hayden 16-28-1-147; TRAIL, Ross 5-9-0-31. USF-FLOWERS, Q 16-29-0-184; KEAN, Brett 1-1-0-6.

RECEIVING: Cincinnati-LEWIS, Kahlil 6-35; COGSWELL, Tyler 3-20; DEGUARA, Josiah 3-17; BOONE, Mike 2-30; GEDDIS, Thomas 2-25; DOAKS, Gerrid 2-8; GRAY, Devin 1-20; PINCKNEY, JJ 1-13; WARREN, Michael 1-10. USF-SALOMON, Darnel 4-40; ANTOINE, Deange 3-50; DILLON, Elkanah 3-26; SCANTLING, Marq 3-19; WILCOX, Mitch 3-18; ALAKA, Temi 1-37.

Score By Quarters	1	2	3	4	OT	F
SMU	14	7	0	7	3	31
Cincinnati	10	10	0	8	0	28

SCORING PLAYS

1st 11:08	CIN	Moore 3 yd run (Jones kick) 9-75 3:52, SMU 0 - CIN 7
08:34	SMU	Jones 3 yd run (Williams kick) 8-75 2:34, SMU 7 - CIN 7
04:22	CIN	Jones 28 yd field goal 11-64 4:12, SMU 7 - CIN 10
00:10	SMU	Freeman 2 yd run (Williams kick) 12-74 4:07, SMU 14 - CIN 10
2nd 11:25	CIN	Geddis 18 yd pass from Moore (Jones kick) 10-75 3:45, SMU 14 - CIN 17
06:17	CIN	Jones 20 yd field goal 9-36 3:51, SMU 14 - CIN 20
02:57	SMU	Sutton 5 yd pass from Hicks (Williams kick) 9-75 3:20, SMU 21 - CIN 20
4th 06:26	SMU	Sutton 25 yd pass from Hicks (Williams kick) 8-78 4:00, SMU 28 - CIN 20
02:22	CIN	Gray 21 yd pass from Moore (Gray pass from Moore) 10-75 4:04, SMU 28 - CIN 28
OT 15:00	SMU	Williams 27 yd field goal 8-16 0:00, SMU 31 - CIN 28

	CIN	USF
FIRST DOWNS	26	26
RUSHES-YARDS (NET)	44-140	42-249
PASSING YDS (NET)	295	189
Passes Att-Comp-Int	37-26-1	35-22-1
TOTAL OFFENSE PLAYS-YARDS	81-435	77-438
Fumble Returns-Yards	0-0	0-0
Punt Returns-Yards	1-8	1-13
Kickoff Returns-Yards	2-39	0-0
Interception Returns-Yards	1-0	1-39
Punts (Number-Avg)	3-43.3	2-42.0
Fumbles-Lost	1-0	1-1
Penalties-Yards	7-74	6-46
Possession Time	30:05	29:55
Third-Down Conversions	10 of 17	8 of 16
Fourth-Down Conversions	2 of 2	1 of 1
Red-Zone Scores-Chances	4-4	4-7
Sacks By: Number-Yards	2-25	3-23

RUSHING: SMU-JONES, Xavier 15-80; FREEMAN, Ke'Mon 13-47; WEST, Braeden 11-47; TEAM 1-minus 2; HICKS, Ben 4-minus 32. Cincinnati-DOAKS, Gerrid 9-91; BOONE, Mike 17-55; MOORE, Hayden 11-52; WARREN, Michael 5-51.

PASSING: SMU-HICKS, Ben 26-37-1-295. Cincinnati-MOORE, Hayden 22-35-1-189.

RECEIVING: SMU-QUINN, Trey 17-186; SUTTON, Courtland 6-81; JONES, Xavier 1-22; PROCHE, James 1-4; FREEMAN, Ke'Mon 1-2. Cincinnati-LEWIS, Kahlil 10-72; GRAY, Devin 3-41; GEDDIS, Thomas 2-29; DOAKS, Gerrid 2-23; PINCKNEY, JJ 2-6; BOONE, Mike 1-11; COGSWELL, Tyler 1-8; HAWES, Javan 1-minus 1.

Score By Quarters	1	2	3	4	F
Cincinnati	3	7	7	0	17
Tulane	7	6	0	3	16

SCORING PLAYS

1st 11:29	CIN	Jones 25 yd field goal 10-67 3:31, CIN 3 - TLN 0
03:12	TLN	Banks 53 yd run (Glover kick) 6-90 2:58, CIN 3 - TLN 7
2nd 14:53	CIN	Gray 39 yd pass from Moore (Jones kick) 8-75 3:19, CIN 10 - TLN 7
07:38	TLN	Glover 37 yd field goal 4-0 1:59, CIN 10 - TLN 10
00:00	TLN	Glover 19 yd field goal 14-42 5:33, CIN 10 - TLN 13
3rd 07:12	CIN	Boone 5 yd run (Jones kick) 10-72 5:55, CIN 17 - TLN 13
4th 07:59	TLN	Glover 26 yd field goal 10-67 5:15, CIN 17 - TLN 16

	CIN	TUL
FIRST DOWNS	19	16
RUSHES-YARDS (NET)	35-208	35-132
PASSING YDS (NET)	248	196
Passes Att-Comp-Int	27-18-0	24-17-0
TOTAL OFFENSE PLAYS-YARDS	62-456	59-328
Fumble Returns-Yards	0-0	0-0
Punt Returns-Yards	1-9	1-14
Kickoff Returns-Yards	2-30	1-23
Interception Returns-Yards	0-0	0-0
Punts (Number-Avg)	5-41.6	5-40.4
Fumbles-Lost	0-0	0-0
Penalties-Yards	12-123	6-39
Possession Time	30:01	29:59
Third-Down Conversions	4 of 11	4 of 12
Fourth-Down Conversions	0 of 0	0 of 0
Red-Zone Scores-Chances	2-3	3-4
Sacks By: Number-Yards	0-0	0-0

RUSHING: Cincinnati-DOAKS, Gerrid 17-149; MOORE, Hayden 8-39; BOONE, Mike 6-20; WARREN, Michael 2-5; TEAM 2-minus 5. Tulane-BANKS, J. 10-75; HILLIARD, D. 18-40; BRADWELL, D. 3-14; BADIE, Sherman 4-3.

PASSING: Cincinnati-MOORE, Hayden 18-27-0-248. Tulane-BANKS, J. 17-24-0-196.


RECEIVING: Cincinnati-BOONE, Mike 4-34; GEDDIS, Thomas 3-54; GRAY, Devin 2-49; ROLLINS, Jerron 2-24; DOAKS, Gerrid 2-23; HAWES, Javan 2-7; PINCKNEY, JJ 1-40; LEWIS, Kahlil 1-12; COGSWELL, Tyler 1-5. Tulane-MOONEY, Darnell 7-115; CLEWIS, J. 5-49; ENCALADE, T. 2-14; GLENN, Devin 1-8; ARDOIN, Kendall 1-7; JONES, Charles 1-3.

GAME-BY-GAME REVIEW

GAME 10 - NOV. 10, 2017 - CINCINNATI, OHIO

GAME 11 - NOV. 18, 2017 - GREENVILLE, N.C.

GAME 12 - NOV. 25, 2017 - CINCINNATI, OHIO

	TEMPLE	35		CINCINNATI			UCONN
	CINCINNATI	24		ECU			CINCINNATI

Score By Quarters	1	2	3	4	F
Temple	3	10	15	7	35
Cincinnati	0	0	14	10	24

SCORING PLAYS

1st	00:33	TEM	Boumerhi 27 yd field goal 13-79 5:25, TEM 3 - CIN 0
2nd	13:15	TEM	Boumerhi 22 yd field goal 7-20 2:00, TEM 6 - CIN 0
	06:39	TEM	Hood 1 yd run (Boumerhi kick) 12-84 4:47, TEM 13 - CIN 0
3rd	11:37	CIN	Geddos 29 yd pass from Moore (Jones kick) 9-68 3:18, TEM 13 - CIN 7
	09:51	TEM	Kirkwood 34 yd pass from Nutile (Boumerhi kick) 5-74 1:39, TEM 20 - CIN 7
	07:40	CIN	Boone 21 yd run (Jones kick) 7-71 2:06, TEM 20 - CIN 14
	07:27	TEM	Wright 98 yd ko ret (Nutile pass from Wright) TEM 28 - CIN 14
4th	14:56	CIN	Jones 26 yd field goal 11-64 3:46, TEM 28 - CIN 17
	11:03	TEM	Nutile 3 yd run (Boumerhi kick) 9-65 3:53, TEM 35 - CIN 17
	02:34	CIN	Boone 3 yd pass from Moore (Jones kick) 11-65 3:11, TEM 35 - CIN 24

	TEM	CIN
FIRST DOWNS	25	21
RUSHES-YARDS (NET)	43-205	35-184
PASSING YDS (NET)	224	221
Passes Att-Comp-Int	30-19-1	37-21-0
TOTAL OFFENSE PLAYS-YARDS	73-429	72-405
Fumble Returns-Yards	1-6	0-0
Punt Returns-Yards	0-0	1-16
Kickoff Returns-Yards	2-115	6-151
Interception Returns-Yards	0-0	1-7
Punts (Number-Avg)	2-46.5	5-37.6
Fumbles-Lost	1-1	2-1
Penalties-Yards	4-50	11-107
Possession Time	32:17	27:43
Third-Down Conversions	8 of 14	9 of 18
Fourth-Down Conversions	0 of 0	2 of 3
Red-Zone Scores-Chances	4-4	2-2
Sacks By: Number-Yards	1-5	1-4

RUSHING: Temple-HOOD,DAVID 23-108; RITROVATO,ROB 9-44; NUTILE,FRANK 5-28; ARMSTEAD,Ryquell 4-28; JENNINGS,ADONIS 1-0; TEAM 1-minus 3. Cincinnati-MOORE, Hayden 11-75; BOONE, Mike 9-59; WARREN, Michael 10-40; DOAKS, Gerriid 4-13; TEAM 1-minus 8; SMITH, James 0-5.

PASSING: Temple-NUTILE,FRANK 19-30-1-224. Cincinnati-MOORE, Hayden 20-36-0-217; BOONE, Mike 1-1-0-4.

RECEIVING: Temple-BRYANT,VENTELL 4-62; WRIGHT,ISIAH 3-39; JONES,RANDLE 3-38; JENNINGS,ADONIS 3-16; KIRKWOOD,KEITH 2-40; ARMSTEAD,Ryquell 2-12; MYARICK,CHRIS 1-18; HOOD,DAVID 1-minus 1. Cincinnati-LEWIS, Kahlil 5-84; BOONE, Mike 4-7; GRAY, Devin 3-50; COGSWELL, Tyler 3-16; GEDDIS, Thomas 2-40; WARREN, Michael 1-9; DOAKS, Gerriid 1-7; MOORE, Hayden 1-4; SAVAGE, JaQuay 1-4.

SITUATIONAL RECORD

	2017	2016	2015	2014	2013	2012	2011	2010	2009	2008	2007	Since '07
Overall	3-7	4-8	7-6	9-4	9-4	10-3	10-3	4-8	12-1	11-3	10-3	89-50
When playing at home	1-4	3-4	5-1	5-1	5-1	6-1	5-1	3-4	6-0	6-0	4-2	49-19
When playing on road	2-3	1-4	2-4	4-2	4-2	2-2	4-2	1-4	6-0	5-2	5-1	36-26
At Neutral Sites	0-0	0-0	0-1	0-1	0-1	2-0	1-0	0-0	0-1	0-1	1-0	4-5
When playing on natural grass	0-1	1-3	1-2	2-1	1-2	4-0	2-1	0-3	2-0	0-3	3-1	16-17
When playing on artificial turf	3-6	3-5	6-4	7-3	8-2	6-3	8-2	4-5	10-1	11-0	7-2	73-33
When playing during the day	1-3	2-4	4-2	3-2	6-2	4-1	7-3	1-4	8-0	3-2	4-1	43-24
When playing at night	2-4	2-4	3-4	6-2	3-2	6-2	3-0	3-4	4-1	8-1	6-2	48-26
When scoring first	3-1	2-3	3-2	7-3	7-0	8-1	6-2	3-3	9-0	10-2	6-2	64-19
When opponent scores first	0-6	2-5	4-4	2-1	2-4	2-2	4-1	1-5	3-1	1-1	4-1	25-31
When leading after first quarter	0-0	2-1	6-1	6-0	3-0	8-1	5-0	3-2	8-0	9-1	8-2	58-8
When trailing after first quarter	2-7	2-5	1-5	1-3	3-4	2-2	3-1	0-5	2-1	1-1	1-0	18-34
When tied after first quarter	1-0	0-2	0-0	2-1	3-0	0-0	2-2	1-1	2-0	1-1	1-1	13-8
When leading at halftime	1-0	2-2	6-2	9-0	8-0	8-1	7-0	3-0	10-0	9-1	9-1	72-7
When trailing at halftime	2-7	1-6	1-3	0-4	0-4	2-2	2-3	1-7	1-1	2-2	1-1	13-40
When tied at halftime	0-0	1-0	0-1	0-0	1-0	0-0	1-0	0-1	1-0	0-0	0-1	4-3
When leading after three quarters	2-0	3-1	6-2	9-0	8-1	10-1	6-0	4-0	11-0	10-0	10-0	79-5
When trailing after three quarters	1-7	1-7	0-4	0-4	0-3	0-2	2-2	0-8	1-1	1-3	0-2	6-43
When tied after three quarters	0-0	0-0	1-0	0-0	1-0	0-0	2-1	0-0	0-0	0-0	0-1	4-2
In overtime	0-1	0-1	0-0	0-0	0-1	0-1	0-0	0-0	0-0	1-0	0-0	1-4
When UC has more rushing yards	2-2	2-0	7-0	5-0	9-0	9-2	9-2	3-1	8-0	8-0	8-1	69-8
When opponent has more rushing yards	1-5	2-8	0-6	4-4	0-4	1-1	1-1	1-6	4-1	3-3	2-2	19-41
When UC rushes for 150 or more yards	1-2	3-0	7-0	6-0	6-1	8-2	6-2	4-2	4-0	2-0	4-0	51-9
When UC rushes for 200 or more yards	1-1	1-0	5-0	4-0	3-0	7-1	3-0	3-0	3-0	2-0	3-0	36-2
When UC holds opponent to < than 100 rushing yards	1-0	1-0	2-0	4-0	7-0	3-0	5-1	3-3	3-0	6-0	8-1	43-5
When UC holds opponent to < than 150 rushing yards	2-2	2-0	4-0	5-0	8-1	6-1	8-2	3-4	4-0	7-0	8-1	57-11
When UC has more passing yards	3-1	3-5	5-5	6-3	8-3	4-2	1-0	1-4	11-0	8-2	5-2	54-27
When opponent has more passing yards	0-6	1-3	2-1	2-1	1-1	5-1	9-3	3-5	1-1	3-1	5-1	32-24
When UC passes for 200 or more yards	2-4	4-5	7-5	7-4	8-3	8-2	6-2	3-4	5-0	4-2	10-2	64-32
When UC passes for 300 or more yards	0-1	1-2	4-3	4-3	5-2	2-0	1-0	1-3	7-0	3-0	3-2	31-16
When UC holds opponent to < than 200 passing yards	1-2	1-4	3-3	3-1	5-2	3-2	2-1	1-4	6-0	5-2	3-2	33-23
When UC holds opponent to < than 150 passing yards	1-1	1-2	3-2	1-1	3-1	1-1	1-0	0-1	2-0	2-0	1-1	16-10
When UC holds opponent to < than 100 passing yards	1-1	0-0	0-1	1-0	2-0	0-0	1-0	0-0	0-0	1-0	1-0	7-2
When UC has more total yards	2-1	4-1	7-3	7-1	9-2	7-1	7-0	4-4	10-0	10-0	7-1	84-14
When opponent has more total yards	1-6	0-7	0-3	2-3	0-2	3-2	3-2	0-4	2-1	1-3	3-2	15-35
When UC has 300 or more yards	2-5	4-5	7-5	8-4	9-4	10-3	10-2	4-4	12-0	11-1	9-3	86-36
When UC has 400 or more yards	1-3	3-1	7-4	7-3	8-2	7-1	3-1	3-2	10-0	4-0	8-2	61-19
When UC has 500 or more yards	0-0	2-1	5-3	5-0	4-0	1-0	3-0	2-1	3-0	1-0	3-0	29-5
When UC has 600 or more yards	0-0	0-0	3-1	0-0	2-0	0-0	0-0	2-0	1-0	0-0	1-0	9-1
When UC has 700 or more yards	0-0	0-0	1-1	0-0	0-0	0-0	0-0	0-0	1-0	0-0	0-0	2-1
When UC has more first downs	2-0	2-1	7-2	6-2	9-1	5-1	7-0	4-3	7-0	6-1	7-1	62-12
When opponent has more first downs	1-6	2-7	0-2	1-2	0-3	5-2	3-3	0-5	5-1	3-2	3-2	23-34
When first downs are equal	0-1	0-0	0-2	2-0	0-0	0-0	0-0	0-0	0-0	2-0	0-0	4-3
When UC forces more turnovers	1-1	2-2	1-1	7-1	4-0	8-0	6-1	1-0	8-0	2-0	8-0	48-6
In games decided by < than three points	1-1	0-1	1-1	0-0	1-0	1-1	2-1	0-1	3-0	3-0	1-0	13-6
In games decided by < than seven points	2-0	1-1	2-2	2-0	2-2	1-3	3-1	0-1	0-0	5-0	2-3	20-13
In black jerseys	1-4	1-4	4-0	3-2	2-2	6-3	5-0	3-2	3-0	6-1	5-2	39-20
In white jerseys	2-3	2-3	2-5	5-2	4-2	4-0	5-2	1-4	7-1	4-2	5-1	41-24
In red jerseys	0-0	1-1	1-1	1-0	3-0	1-0	0-1	0-2	2-0	1-0	0-0	10-5

THE LAST TIME

SCORING

Scored 30 or more points	31 vs. SMU (10/21/17)
Scored 40 or more points	49 vs. Tulsa (11/14/15)
Scored 50 or more points	52 vs. UCF (10/31/15)
Scored 60 or more points	66 vs. Northwestern State (09/14/13)
Scored 70 or more points	72 vs. Austin Peay (09/03/11)

TOTAL OFFENSE

Had more than 400 total yards	405 vs. Temple (11/10/17)
Had more than 450 total yards	456 at Tulane (11/04/17)
Had more than 500 total yards	534 at Tulsa (11/25/16)
Had more than 550 total yards	652 vs. Tulsa (11/14/15)
Had more than 600 total yards	652 vs. Tulsa (11/14/15)
Had more than 650 total yards	652 vs. Tulsa (11/14/15)
Had more than 700 total yards	726 vs. UCF (10/31/15)

RUSHING OFFENSE

Rushed for 150 or more yards	184 vs. Temple (11/10/17)
Rushed for 200 or more yards	208 at Tulane (11/04/17)
Rushed for 250 or more yards	262 at Purdue (09/10/16)
Rushed for 300 or more yards	322 vs. Northwestern State (09/14/13)
Rushed for 350 or more yards	387 vs. Austin Peay (09/03/11)
Rushed for 400 or more yards	464 vs. Case Western Reserve & VMI (10/24/53 & 11/14/53)
Rushed for 425 or more yards	464 vs. Case Western Reserve & VMI (10/24/53 & 11/14/53)

PASSING OFFENSE

Passed for 250 or more yards	381 at Navy (09/23/17)
Passed for 300 or more yards	381 at Navy (09/23/17)
Passed for 350 or more yards	381 at Navy (09/23/17)
Passed for 400 or more yards	400 at Tulsa (11/25/16)
Passed for 450 or more yards	523 at Houston (11/07/15)
Passed for 500 or more yards	523 at Houston (11/07/15)
Passed for 600 or more yards	620 at Memphis (09/24/15)

SCORING DEFENSE

Allowed 0 points	0 at UConn (11/22/14)
Allowed 3 or fewer points	0 at UConn (11/22/14)
Allowed 7 or fewer points	7 vs. UT Martin (09/01/16)
Allowed 10 or fewer points	7 vs. UT Martin (09/01/16)
Allowed 14 or fewer points	14 vs. Austin Peay (08/31/17)

TOTAL DEFENSE

Allowed fewer than 75 total yards	53 vs. Kansas (09/20/97)
Allowed fewer than 100 total yards	87 at Miami OH (09/21/13)
Allowed fewer than 125 total yards	87 at Miami OH (09/21/13)
Allowed fewer than 150 total yards	129 at UConn (11/22/14)
Allowed fewer than 175 total yards	129 at UConn (11/22/14)
Allowed fewer than 200 total yards	129 at UConn (11/22/14)
Allowed fewer than 225 total yards	129 at UConn (11/22/14)
Allowed fewer than 250 total yards	246 vs. Alabama A&M (09/05/15)
Allowed fewer than 275 total yards	266 vs. UConn (10/24/15)
Allowed fewer than 300 total yards	291 at Miami OH (09/16/17)

RUSHING DEFENSE

Allowed 0 or fewer yards	-3 at Miami OH (10/01/11)
Allowed 10 or fewer yards	7 at Miami OH (09/21/13)
Allowed 20 or fewer yards	7 at Miami OH (09/21/13)
Allowed 30 or fewer yards	7 at Miami OH (09/21/13)
Allowed 40 or fewer yards	33 at Houston (11/23/13)
Allowed 50 or fewer yards	48 at UConn (11/22/14)
Allowed 60 or fewer yards	48 at UConn (11/22/14)
Allowed 70 or fewer yards	70 at Miami OH (09/16/17)
Allowed 80 or fewer yards	70 at Miami OH (09/16/17)
Allowed 90 or fewer yards	70 at Miami OH (09/16/17)
Allowed 100 or fewer yards	70 at Miami OH (09/16/17)

PASSING DEFENSE

Allowed 0 passing yards	-1 vs. Xavier (10/09/71)
Allowed 50 or fewer yards	49 vs. UAB (11/30/02)
Allowed 100 or fewer yards	53 at Navy (09/23/17)
Allowed 150 or fewer yards	53 at Navy (09/23/17)
Allowed 175 or fewer yards	53 at Navy (09/23/17)
Allowed 200 or fewer yards	190 at USF (10/14/17)

INDIVIDUAL RUSHING

Had a player rush for 100 or more yards	149 by Gerrid Doaks at Tulane (11/04/17)
Had a player rush for 150 or more yards	212 by Mike Boone vs. USF (10/24/14)
Had a player rush for 200 or more yards	212 by Mike Boone vs. USF (10/24/14)
Had a player rush for 225 or more yards	238 by Richard Hall vs. Miami OH (09/11/04)
Had two players rush for 100 or more yards	Williams (140), Boone (117) vs. UConn (10/24/15)
Had a player rush for 2 or more TDs	2 by Hayden Moore vs. UCF (10/07/17)
Had a player rush for 3 or more TDs	3 by Mike Boone vs. Tulsa (11/14/15)
Had a player rush for 4 or more TDs	4 by Isaiah Pead vs. Rutgers (11/20/10)
Had a player rush for 5 or more TDs	6 by Ike Stewart vs. Transylvania (10/05/1912)

INDIVIDUAL PASSING

Had a player pass for 200 or more yards	221 by Hayden Moore vs. Temple (11/10/17)
Had a player pass for 250 or more yards	381 by Hayden Moore at Navy (09/23/17)
Had a player pass for 300 or more yards	381 by Hayden Moore at Navy (09/23/17)
Had a player pass for 350 or more yards	381 by Hayden Moore at Navy (09/23/17)
Had a player pass for 400 or more yards	523 by Gunner Kiel at Houston (11/07/15)
Had a player pass for 450 or more yards	523 by Gunner Kiel at Houston (11/07/15)
Had a player pass for 500 or more yards	523 by Gunner Kiel at Houston (11/07/15)
Had a player pass for 2 or more TDs	2 by Hayden Moore vs. Temple (11/10/17)
Had a player pass for 3 or more TDs	3 by Hayden Moore at Navy (09/23/17)
Had a player pass for 4 or more TDs	4 by Gunner Kiel vs. East Carolina (10/22/16)
Had a player pass for 5 or more TDs	5 by Gunner Kiel vs. UCF (10/31/15)
Had a player pass for 6 or more TDs	6 by Gunner Kiel vs. Toledo (09/12/14)
Had a player complete 20 passes	20 by Hayden Moore vs. Temple (11/10/17)
Had a player complete 25 passes	28 by Hayden Moore at Navy (09/23/17)
Had a player complete 30 passes	30 by Gunner Kiel at East Carolina (11/28/15)
Had a player complete 35 passes	35 by Deontey Kenner at Southern Miss (10/23/99)
Had a player complete 10 straight passes	10 by Gunner Kiel vs. Tulsa (11/14/15)
Had a player throw 30 passes	36 by Hayden Moore vs. Temple (11/10/17)
Had a player throw 35 passes	36 by Hayden Moore vs. Temple (11/10/17)
Had a player throw 40 passes	40 by Hayden Moore vs. UCF (10/07/17)
Had a player throw 45 passes	45 by Hayden Moore vs. Marshall (09/30/17)
Had a player throw 50 passes	56 by Hayden Moore at UConn (10/08/16)

INDIVIDUAL RECEIVING

Had a player with 10 or more receptions in a game	10 by Kahlil Lewis vs. SMU (10/21/17)
Had a player with 11 or more receptions in a game	11 by Kahlil Lewis vs. East Carolina (10/22/16)
Had a player with 12 or more receptions in a game	15 by Shaq Washington at East Carolina (11/28/15)
Had a player with 13 or more receptions in a game	15 by Shaq Washington at East Carolina (11/28/15)
Had a player with 14 or more receptions in a game	15 by Shaq Washington at East Carolina (11/28/15)
Had a player with 15 or more receptions in a game	15 by Shaq Washington at East Carolina (11/28/15)
Had a player receive 100 or more yards	112 by Devin Gray at Navy (09/23/17)
Had a player receive 150 or more yards	150 by Kahlil Lewis vs. East Carolina (10/22/16)
Had a player receive 200 or more yards	221 by Chris Moore at Ohio State (09/27/14)
Had a player receive 250 or more yards	254 by Tom Rossley vs. Louisville (11/09/68)
Had a player receive for 2 or more TDs	2 by Devin Gray at Temple (10/28/16)
Had a player receive for 3 or more TDs	3 by Kahlil Lewis vs. East Carolina (10/22/16)

GAMES AGAINST RANKED TEAMS

Beat a top 25 team	vs. No. 25 Virginia Tech (09/29/12)
Beat a top 10 team	No. 7 Rutgers, 30-11 (11/18/06)
Beat a ranked opponent at home	No. 21 USF, 34-17 (10/15/09)
Beat a ranked opponent on the road	at No. 14 Pittsburgh, 45-44 (12/05/09)
Beat a ranked opponent at a neutral site	vs. No. 25 vs. Virginia Tech (FedEx Field, 09/29/12)
Beat back-to-back ranked opponents	10/30/08-11/08/08 #24 USF @ #20 West Virginia
Lost to a ranked opponent at home	No. 25 UCF, 51-23 (10/07/17)

SPECIAL SITUATIONS

Scored on the first play from scrimmage	McKay 80-yard pass from Kiel vs. Memphis (10/4/14)
Had a game-winning field goal	Andrew Gantz, 42 yards at East Carolina (11/28/15)
UC shutout its opponent	at UConn (11/22/14, W, 41-0)
UC was shutout	vs. No. 16 West Virginia (11/09/05, L, 38-0)
Converted a 2-point play	Devin Gray pass from Hayden Moore vs. SMU (10/21/17)

RETURNS/SPECIAL TEAMS/DEFENSE

Returned a KO for a TD	Ralph David Abernathy IV, 90 yards (12/31/11 vs. Vanderbilt)
Returned a Punt for a TD	Mardy Gilyard, 53 yards (9/12/09 vs. SEMO)
Had Two Interceptions	2 by Mike Tyson at Tulsa (11/25/16)
Had Three Interceptions	3 by Mike Tyson at Purdue (09/10/16)
Returned an INT for a TD	Malik Clements 14 yards at Miami OH (09/16/17)
Returned 2 INTs for TDs	D. Battle-30 yards & C. Cheatham-53 yards vs. Akron (9/17/11)
Recovered a fumble in endzone for a TD	Eric Wilson (muffed punt in end zone) at Tulane (10/31/14)
Executed a successful onside kick	Kick by Miliano/Recovered by Morrison at Rutgers (11/16/13)