



10-3

School single-season
win record



CINCINNATI FOOTBALL

table of CONTENTS

Developing the Complete Player

Head coach Brian Kelly and the University of Cincinnati football program have made a pledge to improve each student-athlete in five core areas — intellectual, social, spiritual, physical, and skill. Together, these five components develop a complete player and give each individual a knowledge base that extends beyond the football field. The full scope of Cincinnati football is detailed in the first 10 pages.

Intellectual Development.....	4-5
Social Development.....	6-7
Spiritual Development.....	8-9
Physical Development.....	10-11
Skill Development.....	12-13
University of Cincinnati.....	14-15
All-American City.....	16-17
UC's CATAPULT.....	18
Media Exposure.....	19
UC Football History.....	20-23
Ring of Honor.....	24
Hall of Fame.....	25
NFL Cats.....	26-27

2008 Bearcats

Returning Bearcats.....	58-86
Newcomers.....	87-90

Coaches and Staff

Brian Kelly - Head Coach.....	92-94
Keith Gilmore - Assistant Head Coach/Defensive Line.....	95
Jeff Quinn - Offensive Coordinator/Offensive Line.....	96
Joe Tresey - Defensive Coordinator.....	97
Mike Elston - Recruiting /Special Teams/Tight Ends.....	98
Kerry Coombs - Defensive Backs.....	99
Greg Forest - Quarterbacks.....	100
Tim Hinton - Running Backs.....	101
William Inge - Linebackers.....	102
Charley Molnar - Passing Game Coord./Wide Receivers.....	103
Paul Longo - Director of Football Strength & Conditioning.....	104
John Widecan - Assistant A.D. for Football Operations.....	105
Beth Rex - Football Program Associate.....	106
Bob Mangine - Football Athletics Trainer.....	107
Sports Medicine Staff.....	108



Nippert Stadium.....	28-29
Football Facilities.....	30-31
Richard E. Lindner Varsity Village.....	32-33
Varsity Village.....	34-35
Strength and Conditioning.....	36-37
Academic Services.....	38-39
Sports Medicine.....	40-41
Game Day on Campus.....	42
Cats in the Community.....	43
Bearcat Spirit.....	44-45
adidas/Camp Higher Ground.....	46

2008 Season Outlook

Alphabetical Roster.....	48-49
Numerical Roster.....	50-51
Season Outlook.....	52-55
Two-Deep Roster.....	56

Jeff Hericks - Equipment/John Sells - Video/Jacob Flint - Asst. Strength.....	109
Graduate Assistants/Staff Associates.....	110

Athletics Administration

Dr. Nancy Zimpher, President.....	112
Mike Thomas, Director of Athletics.....	113
Senior Administration.....	114-115
Head Coaches.....	115
Athletics Staff.....	116-117
UCATS.....	118

2007 Season Review

Season Review.....	120-121
Final Statistics.....	122-127
Game Recaps and Box Scores.....	128-134

BIG EAST Conference

BIG EAST Conference.....	136-137
BIG EAST All-Conference Honors.....	137

2007 BIG EAST Season-in-Review	138-140
The BCS is	141
2008-09 Bowl Schedule	142

2008 Opponents

2008 Opponents	144-148
All-Time Scores vs. '08 Opponents	148-151
'08 Opponent Schedules	152
SID Directory	153
BIG EAST Composite Schedule	154

Records and History

Rushing Records	156-158
Passing Records	159-161
Receiving Records	162-163
All-Purpose/Total Offense Records	164
Scoring Records	165-166
Punting Records	167
Kickoff Return Records	168
Punt Return Records	169
Interception Records	170
Tackle Records	171
Single-Game Offense	172
Single-Game Defense	173
Season Offense	174



Season Defense	175
Honors and Awards	176-77
All-Americans	178-179
All-Star Game Participants	180
NFL Draft Choices	181
Bearcats in the Pros	182-183
All-Time Letterwinners	184-187
Year-by-Year Scores	188-192
All-Time Coaching Records	193
Series Records	194-195
Bowl History	196-199
Bowl Records	200

Media Information

Media Information	202-203
Media Calendar	204
Department Directory	205
Radio and Television	206
Cincinnati Sports Media	207

2008 Quick Facts

Location	Cincinnati, OH 45221
Founded	1819
Enrollment	36,518
Affiliation	NCAA Division I
Conference	BIG EAST
Nickname	Bearcats
Colors	Red & Black
Home Field	Nippert Stadium
Surface	FieldTurf
Capacity	35,000
President	Dr. Nancy L. Zimpher
Alma Mater, Year	Ohio State, 1968
Athletic Director	Mike Thomas
Alma Mater, Year	Colorado State, 1983
Faculty Representative	Dr. Fritz Russ

History

First Year of Football	1885
All-time Record	524-538-51
All-time Bowl Record	6-4
Last Bowl	2007 Papajohns.com Bowl
Last Bowl Opponent	Southern Miss.
Result	W, 31-21

Sports Communications

Assistant AD/Media Relations	Michael Harris michael.harris@uc.edu
Associate SID	Lara Thornton lara.thornton@uc.edu
Assistant SID	Jeremy Martin jeremy.martin@uc.edu
Assistant SID	TBA
Office	(513) 556-5191
Fax	(513) 556-0619
Web Site	GoBEARCATS.com
Mailing Address	Richard E. Lindner Center Suite 860, 2751 O'Varsity Way University of Cincinnati Cincinnati, OH 45221-0021

Key Phone Numbers

Athletics Department	(513) 556-4603
Football	(513) 556-5986
Nippert Stadium Press Box	(513) 556-1010

2008 Information

Overall Record	10-3
Home /Road/Neutral	4-2/ 5-1/ 1-0
BIG EAST Record/Finish	4-3/3rd
Home /Road	2-2/2-1
Final Ranking	17 (<i>Associated Press</i>)
.....	20 (<i>USA Today</i>)

2008 Team Information

Basic Offense	Spread
Basic Defense	4-3
Letterwinners Returning/Lost	44/20
Offense	20/12
Defense	21/8
Special Teams	3/0
Starters Returning/Lost	16/9
Offense	7/4
Defense	6/5
Special Teams	3/0

Key Letterwinners Lost

OFFENSE: Digger Bujnoch (OT); Earnest Jackson (TE); Ben Mauk (QB); Ken Rodriguez (OG).
DEFENSE: Angelo Craig (DE); Anthony Hoke (DE); Leo Morgan (LB); Haruki Nakamura (FS); Anthony Williams (SS).

On The Covers

Front: UC's returning all-Americans, Mike Mickens and Kevin Huber are shown with 2007 NCAA interception leader DeAngelo Smith.

Back: Shown are Cincinnati's 2008 seniors (left to right, top to bottom): Brandon Yingling, Ryan Manalac, Thomas Claggett, Dustin Grutza, Lamonte Nelms, Torry Cornett, Corey Smith, Cedric Tolbert, Connor Barwin; Brandon Underwood, Nick DeFilippo, Khalil El-Amin, Terrill Byrd; Delbert Ferguson, Adam Hoppel, Dominick Goodman, and Trevor Canfield.

EDITORIAL

Cincinnati Sports Communications Department

EDITOR

Mike Harris

ASSISTANT EDITORS

Jeremy Martin, Lara Thornton

OTHER CONTRIBUTORS

Kelby Siler, Nick Jeffreys, Kim Sykes, Tim Lolli, Maggie McKinley, Sue Harris

DESIGN

Lara Thornton

PRINTING

Post Printing
Minster, Ohio

PHOTOGRAPHY

Brett Hansbauer, Wayne Litmer

CONTRIBUTING PHOTOGRAPHY AND IMAGES

Andrew Higley, Lisa Ventre, UC Photographic Services, Mayhew and Pepper Photography, Cincinnati Reds, Cincinnati Bengals, Cincinnati Zoo and Botanical Garden, PR offices of each NFL team, Cincinnati USA Regional Chamber.

The 2008 Cincinnati Football Media Guide was published by the Cincinnati Sports Communications office with the intent to serve all media and followers of Bearcats football. Additional copies may be purchased for \$10. Mail orders should include \$3 for postage and handling.

Cincinnati's Sports Communications staff would like to extend its thanks to all BIG EAST and opponent sports information offices, and all members of past sports information staffs that have assisted in compiling information that is integral to the production of this guide.

Any corrections or additions are welcome and should be directed to Mike Harris at michael.harris@uc.edu.





intellectual **DEVELOPMENT**

The University of Cincinnati has established itself as the premier academic institution not only in the BIG EAST, but across the nation. *U.S. News & World Report* ranks 12 UC programs among the Top 10 in the country while another 26 programs are ranked among the Top 50 in the nation.

The UC football program is also striving to meet those same levels of national success both on the field and in the classroom. The past two seasons 21 Bearcats football players have been named to the BIG EAST All-Academic football team, including 2007 NFL Draft pick and second-team all-BIG EAST performer Brent Celek and 2007 consensus all-America punter Kevin Huber. UC was one of 32 teams in Division I-A in 2007 to record a 70 percent or higher graduation rate and earned recognition from the American Football Coaches Association.

Success like that doesn't happen without hard work. It involves a team approach, including the coaches, academic support services, and the student-athletes.

"We're linked into the college's academic standards, and our coaches are very involved in the academic lives of our players in the same way we are involved in their athletic lives," said head coach Brian Kelly.

"When we talk about intellectual development, it is a two-fold process," he continued. "First, for the coaches, it's about interaction with our players. We have a responsibility to know what they are doing as students. Are they going to class? Are they being successful in the classroom? Our coaches need to know that relative to the student-athletes they work with.

"Second, for the players, are they utilizing the resources they have available to them?"

Student-athletes have access to the Nancy Hamant Academic Center located in the recently opened Richard E. Lindner Center, which also houses the team's locker room, training room, and weight training facilities.

One of the key ingredients in each student-athlete's academic success, the Hamant Academic Center, takes up the entire fifth floor of the Lindner Center and features a spacious computer lab with 80 machines, a study hall, and tutoring rooms.

Cincinnati student-athletes receive academic advising assistance and have access to early registration through priority registration. Study hall, which is held Monday through Friday, is required for freshmen and open to all student-athletes. Tutoring is also available.





"The coaches expect greatness from each of us both on and off the field. The classroom is just another place they push us to excel as champions."

— Mike Daniels, former wide receiver and 2008 graduate of UC

"The Lindner Center is a world-class facility and you know it from the time you walk in the front door. Our academic center is no exception. Within less than a football field from our locker room, we have all the resources we need to succeed in the classroom. The people who work in the academic center make sure we reach our potential."

— Kevin Huber, Sr., All-American punter

"The academic services staff is a big part of the success we have academically here at UC. They work non-stop and deserve a lot of the credit for our success. The academic center supplies us with all the tools we need to succeed – computers, study halls, and tutoring services all right there in the same building as we work and train."

— Jon Carpenter, former UC Academic All-BIG EAST Team linebacker, 2008 UC graduate, currently working on master's at Cincinnati as a football graduate assistant



social DEVELOPMENT

In the Greater Cincinnati/Northern Kentucky community, University of Cincinnati student-athletes serve as representatives of the university and its department of athletics. Bearcats student-athletes are held to a higher level of accountability and responsibility both within the campus environment and the community.

"It's extremely important that our players understand they are different," said head coach Brian Kelly. "Because of that, they need to carry themselves in a manner that reflects positively on UC football and the university.

"They are going to be challenged into making good decisions every day as they grow up," he added. "As head coach, I hold all of my players accountable for their actions. That's called growing up . . . maturing socially."

The University and surrounding communities offer many opportunities for social development. There are over 300 registered student organizations, including academic honoraries and organizations, residence hall groups, student government, fraternities, and multicultural groups.

Cincinnati, Ohio

The City of Cincinnati, or the "Queen City" as it is known, is just a small portion of the nation's 24th-largest media market. Also a part of the region called the "Tri-State" – because of its proximity to Northern Kentucky and Southeast Indiana – Cincinnati is a city of unique individual neighborhoods nestled inside of the seven hills surrounding the city.

Students at UC are in the heart of Clifton, a college neighborhood which sits 10 minutes northwest of the downtown area between the main I-71 and I-75 arteries. UC's campus is within walking distance of all the amenities a UC student might require in the Uptown and Short Vine shopping districts.

The City of Cincinnati is known as a sports town and the people support their home teams, which besides the Bearcats, include professional sports franchises such as the Cincinnati Reds and Cincinnati Bengals.

Downtown Cincinnati centers around picturesque Fountain Square. From there you are within 15 miles of some of the region's best attractions such as the Kings Island Amusement Park, the world-renowned Cincinnati Zoo, and the National Underground Railroad Freedom Center as well as hundreds of outdoor activities throughout the region. Cincinnati is the heart of a diverse regional community which is the perfect place to raise a family.





"This is a unique place where a college community has become intertwined amongst a much larger urban community without losing the feel of what the college experience should be. Student-athletes should realize they are not coming to UC for the nightlife or the social experience first. They are coming to the University of Cincinnati to get a degree and play football."

— Brian Kelly, Head Coach

"Cincinnati is a great place to attend college and play football. We have a true campus environment with everything we need at our fingertips, but we have an ever-expanding city that provides us with the cultural experiences we need to mature."

— Haruki Nakamura,
former UC defensive back and 2008
NFL Draft Pick

"My college experience is everything I hoped it would be, mainly because of the 105-member family I have here with me everyday."

— Mike Mickens, Sr., DB
all-American cornerback



spiritual DEVELOPMENT

Head coach Brian Kelly and his staff believes in the importance of helping their student-athletes develop spiritually and understand the importance of giving back to the community.

"They must have an opportunity to be 'other-centered,'" Kelly said. "It can't always be about them. Being 'other-centered' allows you a path in life, whether it be through a religious involvement or through volunteerism. This idea is one of the three main goals of our department of athletics' action plan – CATAPULT."

The UC football program regularly participates throughout the city in a variety of charitable ventures and clinics via its community outreach program called "Cats in the Community."

"The bottom line is you have to be 'other-centered' in order to develop," said Kelly. "We work hard on getting our players to think outside

of their own individual compartments and about how they can become involved in the bigger picture."

The Cincinnati area offers over 800 churches and temples representing more than 20 denominations. There are also more than 20 affiliated student organizations registered at UC, including Athletes in Action. Pregame chapel sessions and a midweek bible study group, both of which are open to all denominations, are available for UC football players.





"In life, the difference between being a superstar and rising above the rest is passion. You can attain modest results without being passionate, but it's unlikely that you will be able to compete with more passionate people at the highest levels. At the University of Cincinnati we as a team focus together as one and strive for excellence."

- Dominick Goodman, Sr., WR

"In our lives, the things we do off the field in our community are much bigger than what we achieve on the field. We owe it to the people who are less fortunate than us. We have been blessed with an opportunity to use our gifts to make a difference whether it is picking up trash, signing autographs, or simply spending time with these people. We can make a difference and that is what UC football is really about."

— Digger Bujnoch, 2008 UC graduate, N.Y. Giants rookie offensive lineman

physical DEVELOPMENT

An athlete can only perform as well as his body will allow. With that in mind, the University of Cincinnati provides a team of professionals to ensure that the Bearcats that take the field every week are in peak physical condition.

"When I was in college, everyone thought that physical development was how much weight you could put on the bar," said head coach Brian Kelly. "But it really has to do with taking care of your body. In today's game, nutrition, health, and wellness are the things that give teams the edge to be successful. When all the other teams learn how to weight train, what gives us the advantage?"

"At UC we work at training the body and that begins with our football strength coach and athletics trainer working together. Their ability to work as one is a uniqueness we have. Often there is a dichotomy of interests between the strength coach and the trainer, but they have worked together with the coaching staff to develop the same philosophy of physical development."

Cincinnati's strength and conditioning coach is Paul Longo, a veteran of more than 20 years in the field with experience at the University of Iowa and the University of Wisconsin. Bob Mangione is the team's athletics trainer who has 33 years of experience in the field.

"Along the way you are going to have setbacks, a knee or shoulder problem," Kelly said. "But, do you have a training program that can get you through that bump in the road? It's not uncommon for a player at another school to get injured his freshman year and never grow any further. We believe we have the best in strength and conditioning and athletics training to prevent that from happening, and we realize that every player has to be trained in a different manner."





"When I went to college, I was 215 pounds and played tight end. Since working with Coach Longo, I put on almost 80 pounds but didn't lose any of my speed. I may be an offensive lineman, but I can still run like I was a tight end. The training is specific for each position, so what we do will carry over onto the field."

— Joe Staley, 2007 NFL First-Round Draft Pick

"Over the past four years working with Coach Kelly, we've seen constant improvement in the bigger, faster, stronger numbers of our athletes. A lot of the credit goes to the work ethic and commitment within the program. The improvement in those areas has been tremendous."

— Paul Longo, Strength and Conditioning Coach

"Along the way you are going to have setbacks, a knee or shoulder problem. Do you have that training program that can get you through that bump in the road? We believe we have the best in strength and conditioning and athletic training to get anyone back on the field in excellent physical condition."

— Brian Kelly, Head Coach



skill DEVELOPMENT

The University of Cincinnati coaching staff has a track record of excellence in evaluating and developing talent. Student-athletes who choose UC know they will be receiving expert instruction from some of the brightest and most innovative minds in college football. Each member of the staff recognizes his role not only as a football coach, but as a teacher and role model as well.

"If we are going to develop your skill, we've got to be able to teach," said head coach Brian Kelly. "I put together a great staff of communicators who are also excellent teachers. I know that I was able to reach my potential because I had great mentors, teachers, and communicators surrounding me throughout my career."

The coaching staff consists of eight individuals who played collegiately, including Mike Elston, a three-year letterwinner at the University of Michigan. This experience allows the staff to build stronger relationships with the student-athletes with whom they work. UC's coaching staff is familiar with success at the national level. Jeff Quinn and Greg Forest were a part of Kelly's staff that led Grand Valley State University to back-to-back Division II national titles, while no less than eight of the Bearcats' full-time coaches have either played or coached in a bowl game or NCAA postseason football tournament.





"I have 17 years of head coaching experience and a pair of national championships and that is unique in Division I-A – only seven other coaches have done it. I've proven I know how to run a program and create the right culture for young men to grow in. I'm a hands-on head coach. I'm not a head coach that is out at practice just walking around ... I've got the pulse of the team."

— Brian Kelly, Head Coach

"I had people coaching me that gave me an opportunity to display my talents and develop my skill. Even after I was done playing in college, they helped me set up for my pro workouts and gave recommendations to coaches and scouts. Whatever you need, be it academic or athletic, the coaches are looking out for you."

— Haruki Nakamura,
former UC defensive back and 2008
NFL Draft Pick



the UNIVERSITY

The University of Cincinnati traces its origins to 1819, the year in which Cincinnati College and the Medical College of Ohio were chartered. In 1870, the City of Cincinnati established the University of Cincinnati, which later absorbed the earlier institutions. In 1906, the University of Cincinnati created the first cooperative education program in the United States through its College of Engineering. For many years, the University was the second-oldest and second-largest municipal university in the country. In 1968, UC became a "municipally sponsored, state affiliated" institution, entering a transitional period culminating on July 1, 1977 when UC became one of Ohio's state universities. The University of Cincinnati is classified as a Research Extensive University by the Carnegie Commission, and is ranked as one of America's Top 25 public research universities.

Academic Excellence

At the University of Cincinnati, excellence is a hallmark of the academic programs. *U.S. News and World Report* ranks 12 UC programs among the Top 10 in the country, while another 26 programs are listed among the Top 50 in the nation.

Money Magazine's Elite Values in Higher Education, Kaplan's Unofficial, Unbiased Insider's Guide to the 320 Most Interesting Colleges, Octamer's College Match: A Blueprint for Choosing the Best School for You and Yahoo's Internet Life have all ranked the University of Cincinnati's programs among the best in the nation.

Undergraduate students in any college may apply to the University Honors Scholars Program. If selected as an Honors student, the rewards for being an outstanding student include smaller classes, honors housing, special advising, and scholarships worth up to \$60,000 over four years.

UC's cornerstone scholarship program is Cincinnatus, which awards more than 1,400 scholarships totaling over \$11 million.

Cincinnati Firsts

UC has been the source of many contributions to society, including:

- the first electric organ
- the first oral polio vaccine
- the first observations of the National Weather Service
- the first safe anti-knock gasoline
- the first antihistamine
- the first use of lasers to remove brain tumors
- the first bachelor's degree program in nursing and first emergency medicine residency program
- the first degree program offered via satellite

Cincinnati Sports Firsts

- Cincinnati hosted one of the first night football games in the United States in 1923.
- George Smith, captain of the 1934 football team, wore a device to protect a facial injury, a fore-runner of the facemask.
- In 1961, Hank Hartong became college football's first soccer-style kicker.
- UC was the first school to make five consecutive appearances in the men's basketball Final Four, 1959-63.

A Look at the University

- In fiscal year 2006, UC earned more than \$332 million in grants and contracts. Research funding has quadrupled in the past 20 years, and the University's National Science Foundation ranking has climbed from a placement of 76th to 45th in the nation.
- UC's annual endowment is \$1.185 billion, ranking 54th in the U.S. and 17th among public institutions.
- UC offers 98 doctoral degree programs, 170 master's degree programs, 167 bachelor's degree programs, and 139 associate degree programs.
- The Carnegie Commission has designated UC as a Research Extensive University.
- The University of Cincinnati has an economic impact of over \$2 billion annually on the state's economy.
- The University of Cincinnati is the home of cooperative education. The first co-op program in America was offered at UC in 1906, and UC's co-op program is now the second largest in the country.
- The University of Cincinnati is the Greater Cincinnati area's second-largest employer with 9,000 employees and ranks seventh in the state of Ohio.
- UC's library system contains over three million books and subscriptions to 39,787 periodicals — ranking it among the top research libraries in the country.



Mission Statement

The University of Cincinnati is a public comprehensive system of learning and research. The excellent faculty have distinguished themselves world wide for their creative pedagogy and research especially in problem solving and the application of their discoveries. The University system is designed to serve a diverse student body with a broad range of interests and goals. It is a place of opportunity. In support of this mission, the University of Cincinnati strives to provide the highest quality learning environment, world renowned scholarship, innovation and community service, and to serve as a place where freedom of intellectual interchange flourishes.

University of Cincinnati



Famous UC Alumni and Faculty

Cleveland Abbe	Founder of the U.S. National Weather Service
Kathleen Battle	Operatic Diva
Thomas Berger	Author ("Little Big Man," "Neighbors")
Eula Bingham	Environmental Scientist, head of OSHA
David Canary	Actor
Barbara Daniels	Soprano
Charles Dawes	U.S. Vice President, Nobel Peace Prize
Suzanne Farrell	Ballet Director
Heather Renee French	Miss America, 2000
Marilyn Gaston	U.S. Assistant Surgeon General
Michael Graves	Architect
Kristen Haglund	Miss America, 2008
Mark Oswald	Baritone
Michelle Pawk	Broadway Star
Faith Prince	Tony Award Winner
Lee Roy Reams	Broadway Star
Albert Sabin	Developer of Polio Vaccine
Joseph B. Strauss	Designer of Golden Gate Bridge
William Howard Taft	President, Supreme Court Chief Justice
Doris Twitchell	Founder of Children's Int. Summer Village
Jonathan Valin	Author ("The Lime Pit," "Final Notice")
Tom Wesselman	Artist

Sports Greats

Ted Corbitt	Olympic Marathoner
Miller Huggins	Yankees Manager, Baseball Hall of Fame
Sandy Koufax	Los Angeles Dodgers, Baseball Hall of Fame
David Payne	Track and Field Olympian
Oscar Robertson	Basketball Hall of Fame
Becky Ruehl	Olympic Diver
Jack Twyman	Basketball Hall of Fame
Mary Wineberg	Track and Field Olympian



William Howard Taft



Charles Dawes



Albert Sabin



University of Cincinnati National Rankings

National Science Foundation

Research and Development Rank: 45th

Association of University Technology Managers

Income on Patents and Licenses: 28th in U.S., 1st in Ohio

U.S. News and World Report

College of Law: 52nd
Cooperative Education: 4th
College of Pharmacy: 32nd
College of Medicine: 40th
College of Nursing: 48th
Opera/Voice: 3rd
Musical Conducting: 5th
Music: 6th
Music Composition: 9th
Orchestra/Symphony: 9th
Drama: 37th
Creative Writing: 46th
Paleontology: 7th
Environmental Engineering: 20th
Aerospace Engineering: 31st
Industrial Engineering: 37th
Civil Engineering: 48th

Criminal Justice: 3rd

Pediatrics: 4th

Otolaryngology: 18th

AIDS Center: 26th

Neurology: 28th

Geriatrics: 29th

Pulmonary Disease: 32nd

Cancer Center: 33rd

Rheumatology: 35th

Endocrinology: 39th

Speech and Language Pathology: 39th

Cardiology: 43rd

Audiology: 44th

Design Intelligence

For nine straight years, professionals across the nation have ranked UC's interior design program as the nation's best. UC's undergraduate architecture program is ranked No. 2 in the United States



all-american CITY

The City of Cincinnati provides the perfect complement to the UC educational experience.

Cincinnati and the surrounding area provides recreational and leisure time activities to meet about every interest — from rock climbing, canoeing and camping for outdoor enthusiasts to theatre and arts for the culturally inclined.

Cincinnati is truly a major league city. Fans flock to the waterfront to attend games and events at a pair of new venues — the Bengals' Paul Brown Stadium, opened in 2001, and the Reds' Great American Ballpark, opened in 2003.

The variety of museums and galleries, fine dining, festivals and events, attractions and sports, parks, recreation facilities, and shopping are the reasons millions visit the Queen City year after year.

Kings Island theme park and the world-renowned Cincinnati Zoo are just two major attractions that are on the list of "must see" items on any trip to Greater Cincinnati.

Numerous concert facilities attract big-name entertainers and acts to the Cincinnati area. The Ohio River offers a variety of scenic views and entertainment options.

Five-star dining, revolving circular restaurants, and riverboat dining are just a few of the succulent options that Cincinnati offers. Its visitors find themselves coming back for classic "Cincinnati-style" chili, tasty barbecue ribs, and local homemade ice cream.

Annual surveys of the area's quality of life resulted in Cincinnati being listed as the most livable city in North America.

Cincinnati and the tri-state area are the corporate headquarters of 10 Fortune 500 companies. Major corporations, such as Proctor and Gamble, Chiquita Brands, and Kroger, make Cincinnati their home while carrying the city's trademark to worldwide marketplaces.

The corporate community has strong ties to UC and provide a wealth of employment opportunities.

Cincinnati is one of America's truly spectacular cities. Its character provides a prime place to enjoy all the best in life. It is a great place to visit, an even better place to live and learn.



Cincinnati at a Glance

City Population: 332,252 **Metropolitan Area Population:** 2.1 million **U.S. CMSA Rank:** 24th

Television Market: 32nd

Fortune 500 Company Headquarters: 10

Corporate Headquarters: More than 1,000

- Cincinnati is ranked in the Top 10 by *Fortune Magazine* as a great place to live and work due to its variety of cultural, recreational, entertainment and sports activities, its excellent and affordable housing and its low crime rate.

- *Esquire Magazine* ranked Cincinnati No. 7 on its list of "Cities that Rock."


- Cincinnati's Fine Arts Fund, the oldest in the nation, ranks among the top three in the U.S. for total dollars raised by a united arts campaign.

- Over 100 museums and galleries are located in the Greater Cincinnati area.

- Cincinnati's over 20,000 acres of city and county parks give it one of the largest park systems (per capita) of major U.S. cities.

- Cincinnati's list of festivals and events include Oktoberfest-Zinzinnati (the world's second-largest next to the original in Munich), the internationally famous Tall Stacks reunion of historic riverboats, the Cincinnati Flower Show, Riverfest, Kidsfest, A Taste of Cincinnati, and the Black Family Reunion.

- The Cincinnati Public Library along with the Hamilton County Library combine for the third largest total circulation on the U.S.



CATAPULT

CHAMPIONSHIPS ... ACADEMICS ... TOGETHER

BIG EAST Championships in every sport within the next five years, continued leadership by UC student-athletes in academics, and community engagement are the main goals of CATAPULT, an action plan for University of Cincinnati athletics unveiled by Director of Athletics Mike Thomas.

Thomas' five-year vision for UC's 18-sport intercollegiate program was launched six months into his tenure at UC. The plan focuses on three main initiatives: winning BIG EAST team championships, high-level academic achievement, and a comprehensive integration with the Greater Cincinnati Community.

"It is critically important for our student-athletes, past, present and future, along with our coaches, staff, alumni, and fans to know that we are 100 percent committed to being a championship program within the BIG EAST," said Thomas. "Setting specific goals will keep all of our stakeholders focused on where we need to go. The title of the program, CATAPULT, is truly symbolic of what our department is poised to do over the next five years, which is to leap over the rest of the BIG EAST, and go all the way to the top."

The basic components of CATAPULT are:

CHAMPIONSHIPS: UC will win a BIG EAST championship in every sport within the next five years. The Bearcats picked up their first BIG EAST championship in 2006 as the men's soccer team captured the regular-season title.

ACADEMICS: UC student-athletes will set the pace academically by continuing to lead the general student body in graduation rates and over a five-year period outperform the general student body in grade point average. UC student-athletes are graduating at a 59 percent rate, which exceeds the 49 percent rate of school's general student body and is on par with the national student-athlete rate of 62 percent. In the most recent compilation of the grade-point averages, UC student-athletes posted an accumulated grade point average of 3.07 while the overall GPA of the UC student body was 2.969.

TOGETHER: UC student-athletes, coaches, and staff will respect and honor the privilege of competing as Cincinnati Bearcats. All participants recognize that UC's goals cannot be achieved without engaging the UC family and the Cincinnati community.



media **EXPOSURE**



TELEVISION PARTNERS

As a member of the BIG EAST Conference, the University of Cincinnati football program enjoys extensive media exposure.

The BIG EAST's television agreements with ABC and ESPN virtually guarantee that at least one league game will be televised nationally each weekend and that every conference and home non-conference game will be carried on the ESPN family of networks.

ESPN Regional Television (ERT) produces a BIG EAST Game of the Week syndicated package that is distributed regionally to the local markets of the member schools as well as to cable and subscription services.

RADIO PARTNERS


UC football games can be heard in 38 states via the 50,000-watt signal of 700 WLW. The Clear Channel Communications station broadcasts every UC football game and hosts a weekly telephone call-in show featuring head coach Brian Kelly every Thursday night at 8 p.m.

Additionally, all of the broadcasts are available nationwide on XM Satellite Radio channel 173 — WLW.

ESPN
ESPN 2



uc football HISTORY



Old Time Football

Only four NCAA Division I-A programs have been in existence longer than the University of Cincinnati

- | | |
|---------------|------|
| 1. Rutgers | 1869 |
| 2. Michigan | 1879 |
| 3. Navy | 1880 |
| 4. Minnesota | 1883 |
| 5. Cincinnati | 1885 |

uc football timeline

1885 :: UC fielded its first football team under the organization of Arch Carson, who served as the first coach. The team won a pair of games over a club from neighboring Mt. Auburn.

1888 :: Cincinnati and Miami University (OH) faced off in Oxford for the first college football game in the state of Ohio. The game ended in a scoreless tie but launched a rivalry that is tied for the honors of being the oldest among major colleges.

1897 :: Following a 7-1-1 season — the lone loss was to the fabled Carlisle Indians — Cincinnati was invited to celebrate New Years in New Orleans and play a contest against the host Southern Athletic Club. A day after

their victory, the Bearcats accepted a challenge from LSU and also defeated the Tigers.

1898 :: Frank Cavanaugh, immortalized as the Iron Major, began his head coaching career at Cincinnati. He was elected to the National Football Foundation Hall of Fame at the conclusion of his illustrious career.

1902 :: Cincinnati played its first home game at the current site of Nippert Stadium, defeating Hanover, 18-0.

1912 :: Cincinnati scored a school-record 124 points in a shutout win over Transylvania. Ike Stewart and Bob Heuck each tallied six TDs and Alonzo Wells kicked 12 PATs, all UC records.

1914 :: Cincinnati teams first used the nickname Bearcats.

1916 :: Construction began on permanent stadium seating and facilities.

1922 :: George McLauren, another UC mentor to be elected to the College Football Hall of Fame, began his four-season tenure as UC's head coach.

1923 :: Nippert Stadium was the site of the first night football game in the Midwest as Cincinnati defeated Kentucky Wesleyan, 17-0. In the season-ending game vs. Miami (OH), Jimmy Nippert sustained a spike wound and died a month later of blood poisoning.

The University of Cincinnati's rich history and tradition in intercollegiate athletics is founded in the Bearcats football program. The football tradition that has grown over the years and last season, under the guidance of first-year head coach Brian Kelly, reached new levels as it equaled the program record for most wins in a season and for the first time ended the year ranked among the nation's Top 25 programs, ranking No. 17 in the *Associated Press* Poll.

UC's football program is one of the nation's oldest—only Rutgers (1869), Michigan (1879), Navy (1880) and Minnesota (1883), among NCAA Division I institutions, predate Cincinnati, which began the sport in 1885.

UC has been involved in several historical college football milestones starting with Dec. 8, 1888. That day, the Bearcats and Miami University (OH) engaged in the very first college football game played in the state of Ohio, launching a rivalry that is tied for the oldest in the game among major universities — North Carolina vs. Wake Forest began playing that same year. The Battle for the Victory Bell is the fifth-most played rivalry series in college football.

A few years later in 1897, UC received an invitation to visit New Orleans to play a football game as a reward for a successful season. The game was a precursor to the current postseason football bowl games.



His grandfather, James Gamble, donated the money needed to finish the stadium construction.

1924 :: Nippert Stadium was dedicated.

1933 :: UC won the first of two straight Buckeye Athletic Association titles.

1934 :: UC played its first Homecoming game, defeating Marshall, 7-0.

1935 :: The Bearcats' first NFL players, Bill

In the 1930s, a UC football player wore a device with his helmet to protect his broken nose. The device was a forerunner of the now standard face mask. The first soccer-style place kick was also attempted by a Bearcat, Hank Hartong, in the early 1960s.

Coaching luminaries have patrolled the sidelines at Cincinnati. College Football Hall of Fame coach Frank Cavanaugh began his 24-season career at UC.

Sid Gillman, a member of the College and NFL Halls of Fame, was the architect of one of the top eras of Cincinnati football history. He directed the Bearcats to three conference titles and a pair of bowl game appearances during his six seasons (1949-54) before leaving for the professional ranks. Cincinnati, with Gillman developing the passing offenses which would make him successful in the pro ranks, became known for its aerial attack in the early 1950's. That notoriety continued long after his departure.

In 1968, the Bearcats were the nation's top passing team with quarterback Greg Cook leading the NCAA in total offense while receiver/kicker Jim O'Brien captured the national scoring title. A year later, Cook earned Rookie of the Year honors as a Cincinnati Bengal, and two years later, O'Brien kicked the game-winning field goal for the Baltimore Colts in the Super Bowl V.

With over 100 players advancing into the professional ranks, 34 earning all-America honors and 11 garnering academic all-America recognition, Cincinnati football has clearly made an important impact on college football with its long history of accomplishments.

Feldhaus (Detroit) and Ray Nolting (Chicago), lead UC to a 7-2 record before embarking on their pro careers.

1942 :: UC hosted No. 2, and eventual Rose Bowl winner, Georgia, at Nippert Stadium and lost, 35-13. The other lone blemish on UC's 8-2 record was to Sugar Bowl victor Tennessee.

1943-44 :: Football suspended due to World War II.

1946 :: UC defeated defending Big Ten Conference champion Indiana in the season opener en route to a 9-2 record. The season was capped by the Bearcats' first bowl appearance. UC defeated Virginia Tech, 18-6, in the Sun Bowl.

1947 :: UC won its first Mid-American Conference championship. The Bearcats won four crowns in their six-year association with the league.

1949 :: Sid Gillman took over as head coach and promptly piloted UC to a Mid-American Conference title and a win over Toledo in the Glass Bowl. Tom O'Malley's 1,617 passing yards led the nation.

1950 :: The Bearcats advanced to the Sun Bowl but are edged by West Texas State, 14-13.

1951 :: UC posted an all-time best record of 10-1. Gene Rossi and Bob Stratton became the first Bearcats to earn all-America recognition.

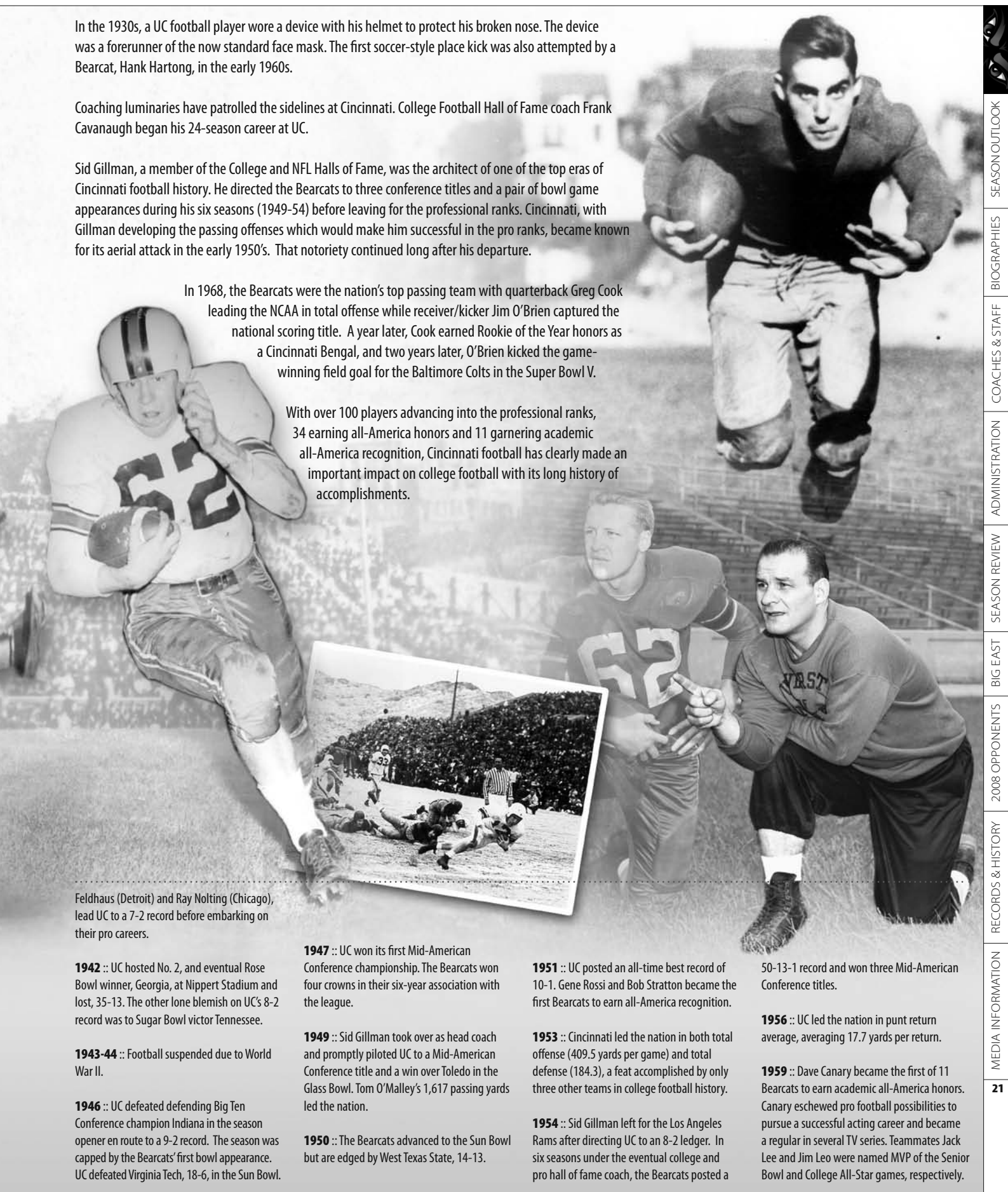
1953 :: Cincinnati led the nation in both total offense (409.5 yards per game) and total defense (184.3), a feat accomplished by only three other teams in college football history.

1954 :: Sid Gillman left for the Los Angeles Rams after directing UC to an 8-2 ledger. In six seasons under the eventual college and pro hall of fame coach, the Bearcats posted a

50-13-1 record and won three Mid-American Conference titles.

1956 :: UC led the nation in punt return average, averaging 17.7 yards per return.

1959 :: Dave Canary became the first of 11 Bearcats to earn academic all-America honors. Canary eschewed pro football possibilities to pursue a successful acting career and became a regular in several TV series. Teammates Jack Lee and Jim Leo were named MVP of the Senior Bowl and College All-Star games, respectively.



uc football HISTORY



uc football timeline

1963-64 :: UC won back-to-back Missouri Valley Conference titles under Chuck Studley, who went on to become head coach of the Houston Oilers. UC compiled a 14-6 record during those two seasons.

1968 :: Cincinnati led the nation in passing offense, averaging 335.8 yards per game. Greg Cook led the nation in total offense, amassing 3,210 yards, while receiver/kicker Jim O'Brien was the nation's leading scorer with 142 points. O'Brien kicked the game-winning field goal in the closing seconds of Cincinnati's win over Miami (OH). O'Brien, who led the nation in scoring that year, went on to perform similar heroics in Super Bowl V. Holder Greg Cook, who

led the nation in total offense that year, earned pro NFL Rookie of the Year in 1969.

1970 :: Bob Bell became the second Bearcat in as many seasons to be a first-round selection in the NFL Draft.

1976 :: Cincinnati defeated Arizona State and Vanderbilt en route to a 9-2 ledger. Co-captain Mike Woods earned first-team all-America honors and was a second-round draft pick by the Baltimore Colts.

1979 :: Cincinnati entered the fourth quarter with a 21-7 lead over sixth-ranked Florida

State, only to have the Seminoles rally for a 26-21 win at Nippert Stadium.

1983 :: UC opened the season with a 14-3 upset of defending national champion Penn State at Beaver Stadium.

1985 :: The Bearcats upset a pair of 1984 bowl teams, Virginia Tech and Boston College.

1986 :: UC hosted the No. 1 Miami Hurricanes at Nippert Stadium.

1992 :: Nippert Stadium reopened to full use following an extensive renovation. The Bearcats hosted No. 8 Penn State in the season opener, and nearly pulled off the upset before falling, 24-20.

1995 :: Robert Tate led the nation in kickoff returns, averaging 34.3 yards on 15 returns. Tate was named both Offensive and Special Teams MVP in Conference USA.

1996 :: Cincinnati began football competition in Conference USA. The Bearcats posted back-to-back crowds of 30,729 for Kentucky and 30,887 for Miami (OH), breaking the old stadium attendance record.

1997 :: UC ended a 47 season drought without a bowl game appearance when it was selected to play in the inaugural Humanitarian Bowl. The Bearcats defeated Utah State, 35-19, and finished the year 8-4.



BOWL-CATS

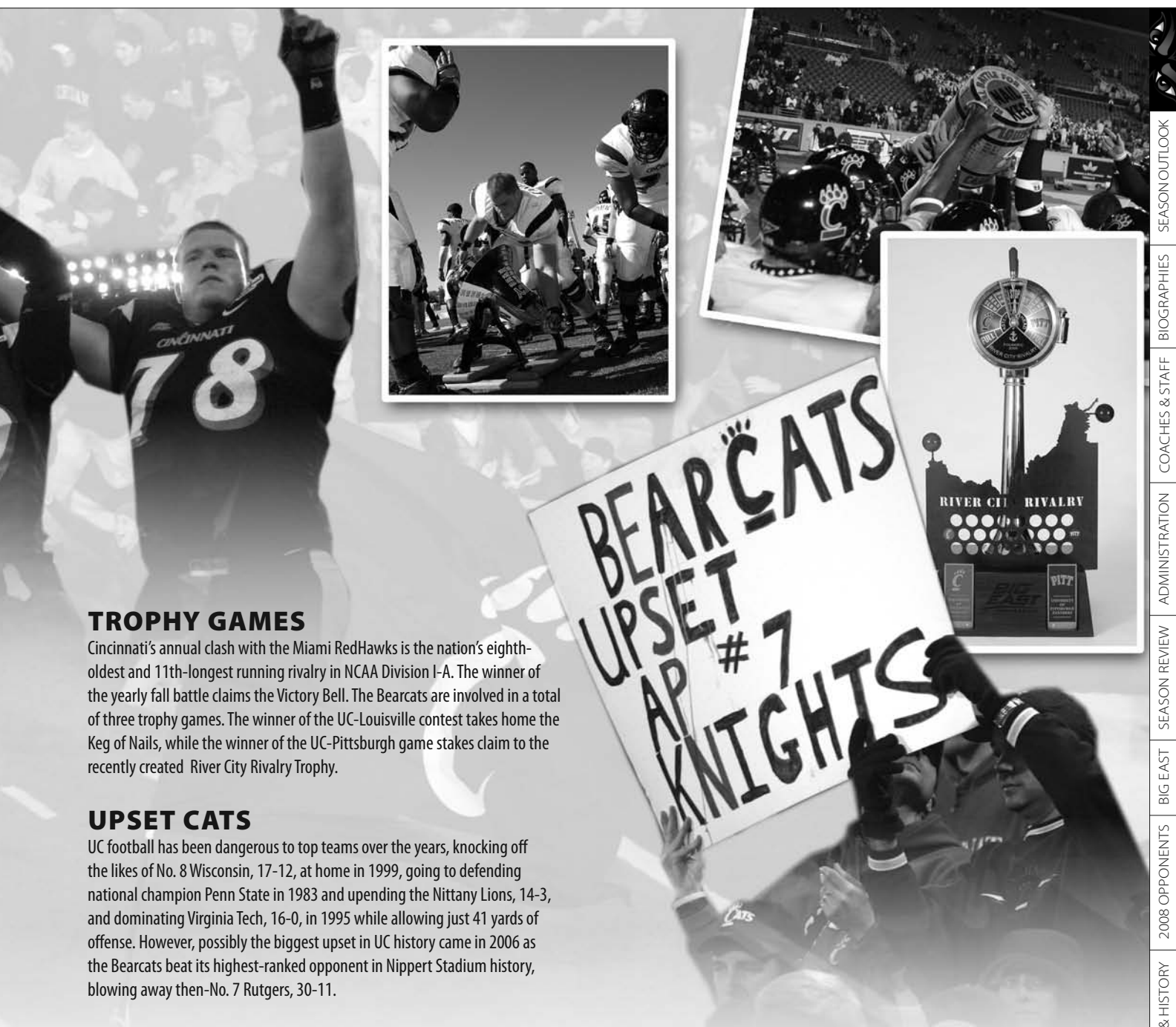
Cincinnati has been to six bowl games over the last eight seasons and a total of 10 in the program's 120 seasons. In 2007, the Bearcats knocked off Southern Mississippi, 31-21, in the Papajohn's.com Bowl played at Legion Field in Birmingham, Ala.

ALL-AMERICA TRADITION

Thirty-four Bearcats have earned all-America recognition. Mike Woods garnered first-team honors in 1977, earning him an appearance on Bob Hope's television special.

"THE TOE"

Jonathan Ruffin received the Lou Groza Award as the nation's top kicker in 2000 after booting a record 26 field goals. He was presented the award by ESPN's Chris Fowler. Ruffin was also a consensus all-American that year.



TROPHY GAMES

Cincinnati's annual clash with the Miami RedHawks is the nation's eighth-oldest and 11th-longest running rivalry in NCAA Division I-A. The winner of the yearly fall battle claims the Victory Bell. The Bearcats are involved in a total of three trophy games. The winner of the UC-Louisville contest takes home the Keg of Nails, while the winner of the UC-Pittsburgh game stakes claim to the recently created River City Rivalry Trophy.

UPSET CATS

UC football has been dangerous to top teams over the years, knocking off the likes of No. 8 Wisconsin, 17-12, at home in 1999, going to defending national champion Penn State in 1983 and upending the Nittany Lions, 14-3, and dominating Virginia Tech, 16-0, in 1995 while allowing just 41 yards of offense. However, possibly the biggest upset in UC history came in 2006 as the Bearcats beat its highest-ranked opponent in Nippert Stadium history, blowing away then-No. 7 Rutgers, 30-11.

1999 :: Cincinnati upset No. 8 Wisconsin, 17-12 in Nippert Stadium.

2000 :: UC won five of its last six games to finish second in Conference USA and earn a bid to play Marshall in the Motor City Bowl. Jonathan Ruffin became UC's first consensus first-team all-America choice and received the 2000 Lou Groza Award after leading the nation in field goals.

2001 :: The Bearcats opened the season against No. 25 Purdue in front of the largest Nippert Stadium crowd in history. UC won its first four league games en route to a second-place finish in Conference USA and second straight trip to the Motor City Bowl.

Quarterback Gino Guidugli is named the Conference USA Freshman of the Year after setting school and league freshman records by throwing for 2,573 yards and 16 touchdowns.

2002 :: Cincinnati set school and Conference USA single-game attendance marks when 66,319 packed Paul Brown Stadium to see UC play eventual national champion Ohio State. UC won its final five league games to claim a share of the Conference USA title, its first league championship since 1964. Quarterback Gino Guidugli threw for 3,543 yards, one of five season records set by the sophomore. UC earned a bowl bid for a record third straight year, playing in the New Orleans Bowl.

2004 :: The Bearcats recovered from a 2-4 start to win five of their last six games, including a convincing 52-24 victory over No. 21 Southern Miss. UC was selected for the Fort Worth Bowl where the Bearcats defeated Marshall, 32-14.

2005 :: Cincinnati began play in the BIG EAST Conference.

2006 :: The Bearcats posted a 7-5 regular-season mark, playing a schedule that featured five teams ranked in the Top 10 at the time they faced UC. After a couple of near misses against those ranked foes, UC downed No. 7 Rutgers, 30-11, before a national television audience. Cincinnati earned a berth in the inaugural International Bowl in Toronto, Ont.

Though head coach Mark Dantonio and his staff departed following the end of the regular season, new coach Brian Kelly and his staff directed the UC squad to a 27-24 win over Western Michigan.

2007 :: In Brian Kelly's first full season as head coach at UC, the program equaled the school single-season record for wins, posting a 10-3 record and earning a No. 17 ranking in the final *Associated Press* poll. It marked the first time UC ended the season among the nation's Top 25 programs. Three Bearcats earned all-America honors, including punter Kevin Huber, who was the school's second consensus selection.

athletics HALL OF FAME

Since the inaugural class of Ethan Allen, Eddie Coons, Ray Nolting, and Jack Twyman were introduced as the charter members of the University of Cincinnati Athletics Hall of Fame in 1976, a total of 151 former UC standouts

have been inducted. In 32 years, 64 former gridiron greats have been selected including such names as Arch Carson, Greg Cook, Dick Goist, Brig Owens, and Jim O'Brien. Following is a list of the athletes inducted as football players.


Name	Sports/Final Year	Inducted
Butch Alberts	FB, Base, 1972	1991
William Anderson	FB, BB, Tennis, 1949	1986
L. K. "Teddy" Baehr	FB, 1916	1980
Clark Ballard	BB, FB, 1936	1988
Danny Barrett	FB, 1983	2001
Mike Barrett	FB, 1927	1988
John Bedway	FB, 1942	1995
Bob Bell	FB, 1971	1990
Tom Blake	FB, 1949	1998
Richard Bryant	FB, BB, TK, 1928	1984
Ralph Bursiek	FB, TK, 1931	1978
Ken Byers	FB, 1962	1983
Dave Canary	FB, 1959	2005
Arch Carson	FB, 1887, ADMIN	2000
Greg Cook	FB, 1968	1986
Eddie Coons	Base, BB, FB, TK, 1923	1976
Steve Cowan	FB, 1972	2001
Mike Gates	FB, 1983	2000
Sid Gillman	Coach	1981
Richard Goist	FB, 1955	1986
Cliff Goldmeyer	FB, 1933	1987
Alex Gordon	FB, 1987	1998
Fred Heinhold	FB, 1921	1985
Robert Heuck	FB, 1913	1981
Bob Hynes	FB, Base, 1925	2001
Albert Johnson	FB, 1971	2004
Jim Kelly	FB, 1951, Coach, ADMIN	1978
Ron Kostelnik	FB, 1961	1985
Howie Kurnick	FB, 1979	1996
Jack Lee	FB, 1961	1985
Jim Leo	FB, 1960	1992
Joe Linneman	FB, BB, Base, 1923	1990

Name	Sports/Final Year	Inducted
Danny McCain	FB, 1988	2003
Don McMillan	FB, 1950	1995
Bob Meier	FB, TK, 1943	1992
Phil Meyers	FB, 1922	1977
Frank Middendorf	FB, 1952	1992
Joe Miller	FB, BB, 1956	1991
Joe Morrison	FB, 1959	1978
Al Nelson	FB, 1965	1987
Elbie Nickel	FB, BB, Base, 1947	1982
Ray Nolting	FB, BB, Track, 1936	1976
Jim O'Brien	FB, 1970	1983
Tom O'Malley	FB, 1949	2006
Brig Owens	FB, 1965	1979
Thurman Owens	FB, 1950	1987
John Pease	FB, 1926	1980
Dan Rains	FB, 1977	1997
Alkie Richards	FB, BB, Base, 1949	1985
Gene Rossi	FB, 1957	1984
Gene Ruehlmann	FB, 1948	1995
Glenn Sample	FB, Base, 1953, Coach	1982
Hal Schneider	FB, BB, Base, 1946	1995
Bill Schwarberg	FB, Base, 1936 Coach, ADMIN	1985
Bill Shalosky	FB, TK, 1953	1984
Nick Shundich	FB, 1952	1988
Nick Skorich	FB, 1943	1977
George Smith	FB, 1935, Coach, Athletics Director	1978
Will Stargel	FB, BB, 1953	1979
Roger Stephens	FB, 1948	1986
Ike Stewart	FB, Swimming, BB, Gym, Tennis, Base, 1914	1982
Bob Stratton	FB, 1952	1989
Reggie Taylor	FB, 1987	1997
Kari Yli-Renko	FB, TK, 1981	1993





nfl CATS



Bearcats on NFL Rosters

Blue Adams
Cincinnati Bengals, 6th year

John Bowie
Oakland Raiders, 2nd year

Digger Bujnoch
New York Giants, 1st year

Brent Celek
Philadelphia Eagles, 2nd year

Antonio Chatman
Cincinnati Bengals, 6th year

Angelo Craig
Cincinnati Bengals, 1st year

Trent Cole
Philadelphia Eagles, 4th year

Troy Evans
New Orleans Saints, 6th year

Jason Fabini
Washington Redskins, 11th year

Andre Frazier
Pittsburgh Steelers, 4th year

Bradley Glatthar
Cincinnati Bengals, 1st year

Tyjuan Hagler
Indianapolis Colts, 4th year

Anthony Hoke
Cincinnati Bengals, 1st year

Artrell Hawkins
New York Jets, 10th year

Daven Holly – Injured Reserve Squad
Cleveland Browns, 4th year

Kevin Lovell – Did not kick in 2007
Atlanta Falcons, 1st year

Haruki Nakamura
Baltimore Ravens, 1st year

Antwan Peek
Cleveland Browns, 6th year

Mike Wright
New England Patriots, 4th year





SEASON OUTLOOK

BIOGRAPHIES

COACHES & STAFF

ADMINISTRATION

SEASON REVIEW

BIG EAST

2008 OPPONENTS

RECORDS & HISTORY


MEDIA INFORMATION

27

complete player

GoBEARCATS.COM

nippert STADIUM



Nippert Stadium's 10 Largest Crowds

Attendance	Date	Opponent, Result
1. 35,097	Nov. 17, 2007	West Virginia L, 28-23*
35,097	Oct. 13, 2007	Louisville L, 28-24*
35,097	Sept. 22, 2007	Marshall W, 40-14*
35,097	Sept. 2, 2001	Purdue L, 19-14*
5. 32,924	Oct. 28, 2000	Miami (OH) W, 45-15
6. 32,117	Sept. 26, 1998	Indiana L, 48-14
7. 31,478	Oct. 5, 2002	Miami (OH) L, 31-26
8. 31,004	Oct. 27, 2001	Louisville L, 28-13
9. 30,405	Sept. 20, 2003	Temple W, 30-24 (3 OT)
10. 30,887	Sept. 28, 1996	Miami (OH) W, 30-23 (3 OT)

* - Sellout

Nippert Stadium Facts

- ♦ Home of UC football since 1902
- ♦ Capacity: 35,000
- ♦ Playing surface: FieldTurf
- ♦ Fourth-oldest playing site for college football in the nation
- ♦ Nation's fifth-oldest NCAA Bowl or Championship Division stadium still in use, preceded by Harvard Stadium (1903), Georgia Tech's Bobby Dodd/Grant Field (1914), the Yale Bowl (1914), and Cornell's Schoellkopf Stadium (1915)
- ♦ Cincinnati's all-time record in Nippert Stadium: 282-165-13



nippert stadium timeline

1895 :: Arch Carson introduced a plan to build a stadium on a site in Burnet Woods.

1902 :: Cincinnati played its first game on Carson Field. Wood bleachers were built on the surrounding hillside.

1909 :: Lights were first used because the large number of co-op students on the team could practice only at night.

1916 :: Funds to build a permanent brick and concrete structure were made available by a city bond issue.

1923 :: UC defeated Kentucky Wesleyan, 17-0, in the first night collegiate football game in the Midwest.

1923 :: James Gamble donated \$250,000 in memory of his grandson, Jimmy Nippert, to complete the stadium.

1924 :: The completed James Gamble Nippert Stadium was dedicated. The capacity at the time was 12,000.

1936 :: Carson Field was lowered 12 feet to allow the capacity to expand to 24,000.

1954 :: Reed Shank Pavilion was completed to boost the capacity to 28,000.

1968 :: Nippert served as the first home of the Cincinnati Bengals while the city constructed a facility for the new pro franchise.

1970 :: AstroTurf replaced the natural grass surface.

1989 :: Nippert Stadium was closed for renovation. UC played its 1990 home games at Riverfront Stadium.

1991 :: Phase I of the stadium renovation was completed to allow for UC home games to be played. The structure was fortified and a three-tiered press box was added.

1992 :: Phase II of the renovation was completed, upping the seating capacity to 35,000 through the expansion of the Herschede-Shank Pavilion, and adding new lighting and a scoreboard.

Despite being one of the older stadiums in college football, Nippert Stadium has received several improvements over the years. The University began its latest renovation of the stadium in 1991 and in the last three years alone, has added new, permanent grandstands above the north endzone, new field level locker rooms for both the Bearcats and visiting team, and a new videoboard nearly twice as large as the previous display.

UC was one of the first stadiums to install FieldTurf back in 2000 and three years ago upgraded to the latest surface, giving UC players the best synthetic surface in the game. These latest enhancements preserve the rich history and tradition of Nippert Stadium while making it a contemporary place in which to play and watch a game.

Nippert Stadium has been home to Bearcat football since 1902, making it the fourth-oldest playing site and fifth-oldest stadium in college football.

The stadium's founder was Arch Carson, who as captain and principal organizer, played a significant role in starting football on the UC campus in 1885. In 1901 as physical director of the university, Carson guided the construction of the field which was later named for him; the playing surface is still called Carson Field.

In 1916, construction began on a permanent brick-and-concrete stadium structure, which was completed, section-by-section, as funds were raised.

During the season-ending clash with rival Miami University (OH) in 1923, Jimmy Nippert sustained a spike wound injury and died a month later from blood poisoning. His grandfather, James N. Gamble of Procter and Gamble, provided the funds needed to complete the horseshoe-shaped structure, and the James Gamble Nippert Memorial Stadium was dedicated on Nov. 8, 1924.

Nippert Stadium has undergone a series of expansions. In 1936, the playing field was lowered 12 feet to allow spectator seating to increase to 24,000. The Reed Shank Pavilion was added in 1954 to bring the capacity to 28,000. In 1991, the capacity was upped to 35,000 through extending the upper deck, now called the Herschede-Shank Pavilion, and a new press box was constructed.

Artificial turf was first installed in 1970 and in 2000, the stadium became one of the first in the U.S. to utilize FieldTurf, a grass-like synthetic surface.

Early-century brickwork combined with wrought iron gates and trim give Nippert a comfortable old-time stadium charm and appeal, while continuing renovations have enabled it to remain a classic showplace for college football.

1998 :: UC overcame a 17-point fourth quarter deficit to defeat Houston, 44-43 for its 250th win in Nippert Stadium.

2000 :: FieldTurf, a revolutionary new grass-like artificial surface, was installed. The press box was renamed the John and Dorothy Hermanies Press Box.

2001 :: A new video scoreboard was added in the north endzone and 10,000 seats were upgraded. The season opener against Purdue produced the first advance sell-out in Nippert Stadium history.

2005 :: A permanent grandstand upgraded seating behind the North endzone and provided new locker rooms at field level for game use. A new, larger video board was installed and the FieldTurf playing surface replaced.

2007 :: Highlighted by three record-tying sellout crowds of 35,097, Cincinnati established a new single-season attendance record of 181,477 — an average of 30,246 fans per game.



football FACILITIES

When the University of Cincinnati Department of Athletics opened the Richard E. Lindner Center in May of 2006, it provided each team with new state-of-the-art facilities, including new coaching segment rooms, a new team meeting room, an expansive locker room, and offices for the football program. These facilities give UC coaches and student-athletes all of the necessary tools needed to compete for BIG EAST and national championships.

Jack Lee Locker Room

On April 21, 2007, the University of Cincinnati dedicated the Jack Lee Football Locker Room as a part of Lettermen's Weekend. Friends and former teammates witnessed UC Hall of Fame quarterback Jack Lee cut the ribbon to open the doors to the locker room. A locker holds a replica of Lee's Number 16 jersey and equipment from his time as a Bearcat.

Bob Goin Meeting Room

The Bob Goin Meeting Room is a multipurpose room that serves as the hub of the football program's operations. Loaded with technology, it is large enough to accommodate the entire team and staff, the area has proved to be a valuable asset for the Bearcats.

Field-Level Locker Room

As the countdown to kickoff approaches, the Bearcats move to their auxiliary locker room. Used exclusively on game day, the Bearcats exit two sets of double doors and charge through the tunnel to take the field.





richard e. lindner VARSITY VILLAGE

The future arrived for the University of Cincinnati athletics program in May, 2006 with the completion of the Richard E. Lindner Varsity Village.

The extensive renovation and upgrade of all of UC's athletics facilities, and the construction of some new venues, positions the Bearcats' sports programs to compete among the nation's best.

The term "village" aptly applies because the close proximal location and interconnection of the facilities provides ease of use and access to services for all of the sports teams and their student-athletes, similar to that of a small town.

There was nothing small about the vision for Varsity Village, a \$105 million project, over half of which was privately financed.

The centerpiece of the project was the construction of the Richard E. Lindner Center. Its purpose is to serve as the home for all of the sports programs as well as the centralized support services.

Located between Nippert Stadium and Fifth Third Arena, the Lindner Center is a futuristic eight-story structure which houses offices, locker rooms, and reception and meeting space for each of the sport programs. The administrative services and support areas are also housed in the building.

The emphasis of the Lindner Center programming is on the student-athlete. One entire floor of the building is devoted to the Nancy Hamant Academics Center, which contains study facilities for UC's 560 student-athletes, including over 80 computer stations.

A new athletics training center, equipped with state-of-the-art diagnostic and treatment equipment, including three hydrotherapy pools, is included in the Lindner Center. The University Health Services for students has been relocated to the Lindner Center and provides expanded medical coverage conveniently located for UC student-athletes. An MRI diagnostic center is also part of the building, making UC the first school in the country to have one in its athletics facilities.

Space for strength and conditioning training in the adjacent Fifth Third Arena has been doubled to 18,000 square feet and has been furnished with the latest in weight training equipment. A new 12,000-square foot practice gymnasium will ease the scheduling of workouts and practices.

While the Lindner Center provides for the present and future of UC athletics, it also recognizes and celebrates UC's proud past. The ground level of the five-story atrium features the George and Helen Smith Museum detailing the history of both the athletics program and the University. Sports histories are portrayed in graphic murals and on video screens. A five-story trophy case, making it one of the world's largest, houses the Bearcat's championship memorabilia.

The unique building was designed by signature architect Bernard Tschumi. UC graduate Eva Maddox (DAAP 1966) orchestrated the design of the museum.

Varsity Village created three new sports venues and made significant upgrades and enhancements to two others.

The new baseball stadium, named for late Cincinnati Reds owner and area philanthropist Marge Schott, opened late in the 2004 season. UC's tennis program benefits from a new on-campus tennis center. The swimming and diving teams have a new training





and competition home, the Keating Aquatics Center, in the nearby new student recreation center.

UC's track and soccer complex was totally renovated and permanent seating for 1,400 was added, along with a press box, and reopened as the Ben and Dee Gettler Stadium.

Nippert Stadium, which has been the home to UC football and the activities of just about every other outdoor sport since 1902, has undergone significant improvements in seating and other accoutrements for the spectators, such as expanded concourses and concessions areas, and a new video board. Teams benefit from field-level game day locker rooms and a grass-like FieldTurf artificial playing surface.

Even UC's Marching Band benefited with the creation of the Rockwern Band Center.

Landscaping has created a major walkway, O'Varsity Way, that leads visitors through the heart of Varsity Village. The Raymond D. Sheakley Lawn and Victory Plaza provide gathering and activities space for UC fans attending events.

varsity VILLAGE

SEASON OUTLOOK

BIOGRAPHIES

COACHES & STAFF

ADMINISTRATION

SEASON REVIEW

BIG EAST

2008 OPPONENTS

RECORDS & HISTORY

MEDIA INFORMATION

34

FIFTH THIRD ARENA

Opened: November, 1989

Capacity: 13,176

Surface: All-Star Plus

Varsity Village Improvements:

- State-of-the-art Daktronics videoboard
- New playing surface

GETTLER STADIUM

Opened: September, 2005

(play began on site in 1991)

Playing Surface: FieldTurf

Varsity Village Improvements:

- Permanent bleachers
- Press box, concessions and restrooms
- New FieldTurf installation
- Eight-lane resurfaced track

KEATING AQUATICS CENTER

Opened: January, 2006

Capacity: 300

Surface: 12,000 cubic feet of water

Facility Highlights:

- Eight-lane, 50-meter course
- Integrated diving well
- Movable bulkhead

MARGE SCHOTT STADIUM

Opened: May, 2004

Playing Surface: FieldTurf

Facility Highlights:

- Second collegiate field to use FieldTurf in U.S.
- Daktronics videoboard
- Spacious locker rooms and team lounge
- Indoor batting cages and pitching mounds

NIPPERT STADIUM

Opened: September, 1924

(play began on site in 1902)

Capacity: 35,000

Playing Surface: FieldTurf

Varsity Village Improvements:

- State-of-the-art scoreboard
- Installation of new FieldTurf
- Endzone bleachers and game day locker rooms

TRABERT-TALBERT CENTER

Opened: May, 2006

Capacity: 500

Playing Surface: Hardcourts

Facility Highlights:

- Six professional quality courts
- Lighted playing surfaces
- Two sets of grandstands





SEASON OUTLOOK

BIOGRAPHIES

COACHES & STAFF

ADMINISTRATION

SEASON REVIEW

BIG EAST

2008 OPPONENTS

RECORDS & HISTORY

MEDIA INFORMATION

35



strength & CONDITIONING

Strength and conditioning is one of the most important ingredients of any successful college football program. To help the Bearcats' student-athletes maximize their athletic potential, UC combines a modern, comprehensive facility with the latest techniques in strength training.

No area of the football program is given greater attention and emphasis than strength and conditioning.

With the opening of the Richard E. Lindner Athletics Center, the Bearcats utilize an 18,000-square foot strength training facility. The new center includes over \$1 million in Hammer Strength equipment and a five-lane running track.

The mirror-covered room is trimmed in red and black and features a tuflex floor made especially for weight training facilities. The modernized weight facility is highlighted by a quadraphonic sound system.

Paul Longo is the Head Football Strength and Conditioning Coach. Recognized as one of the leaders in the profession, Longo has a proven record of success developing student-athletes and helping them achieve their full potential, like former Bearcats Haruki Nakamura and Angelo Craig who won the speed and strength awards at last year's Hula Bowl and went on to join NFL teams.

Strength and conditioning is on-going. Programs are tailored to enable athletes to maintain strength during the peak physical demands of a playing season and increase strength through more extensive training during the off-season.





academic SERVICES

Cincinnati annually ranks among the leaders in the graduation rate survey conducted by the American Football Coaches Association. UC was one of 32 schools to achieve a graduation rate of 70 percent or above for the entering freshman class of 2001-02 to earn honorable mention status by the AFCA's Academic Achievement Award.

The Academic Services Office works with coaches, faculty and administrators to help make the student-athlete's academic and athletic experience as enriching and rewarding as possible. The office helps student-athletes keep abreast of the eligibility requirements of their particular colleges, assists with the coordination of class schedules, and monitors their progress in their respective programs and toward graduation.

Weekly meetings with academic advisors are set up for student-athletes to better monitor their academic progress and assist with adjustment to college. Tutoring and educational assistance are also readily accessible.





UNIVERSITY OF CINCINNATI
DEPARTMENT OF ATHLETICS
Nancy Hamant Academic Center



SERVICES PROVIDED FOR STUDENT-ATHLETES

Academic Advising: The UC Academic Services staff provides information regarding policies, procedures, course selection, selection of major and minor areas of study as well as NCAA and university guidelines for adequate academic progress.

Priority Registration: Student-athletes meet with an advisor in their college in order to obtain a check sheet and a graduation plan. The student-athlete then meets with an athletic academic advisor during priority registration in order to register for the quarter. Priority registration allows student-athletes to register for classes around practice and competition schedules.

Counseling: Individual work is done with student-athletes with specific concerns such as decision-making, adjustment to college, communications, relationships, test-anxiety and necessary study skills. Appropriate referrals are made to other campus resources.

Monitoring Academic Progress: Progress reports are used to gather classroom performance information from professors. This information is shared with the student-athlete and his/her coach so everyone can keep abreast of the current academic progress.

Tutorials: Services are provided for one-on-one and small group tutoring. Student-athletes may submit requests for a tutor assignment in most courses.

Career Development and Placement: The interests and strengths of each student-athlete are continually measured to prepare the student-athlete for a career beyond college. In addition to aiding career exploration and placement, this program provides assistance in securing summer employment opportunities and internships opportunities and post-graduate scholarships.

NANCY HAMANT ACADEMIC CENTER

The opening of the Richard E. Lindner Athletic Center pays huge dividends for student-athletes in terms of academics as the building houses the spacious Nancy Hamant Academic Center on the entire fifth floor.

The center, named in honor of the longtime faculty athletics representative, The Hamant Academics Center gives student-athletes a variety of ways to fulfill their study needs. The large study room is furnished to accommodate a variety of study habits and features 71 computer stations, a 50-person study room, five group meeting rooms and over 14 individual tutor rooms.

sports **MEDICINE**

The University of Cincinnati's sports medicine program is responsible not only for helping student-athletes make speedy recoveries from injuries, but in preventing injuries from occurring.

UC's sports medicine program is a comprehensive approach to the injury care and the wellness of the University's over 500 student-athletes, utilizing state-of-the-art diagnostic and treatment equipment with the latest methods in the care and prevention of injuries. Its objectives are simple: to prevent injuries, to rehabilitate injuries, to adjust to the stress following injuries and to educate student-athletes about various wellness issues. The goal is to get UC's athletes back in the classroom and on the playing field functioning at 100 percent capacity. The goal

is attained in several ways. New student-athletes are carefully examined before they participate to detect potential problems. Student-athletes are afforded state-of-the-art therapeutic care.

The opening of the Richard E. Lindner Athletics Center in May 2006 provides a new, state-of-the-art sports medicine facility that caters to the needs of UC's student-athletes. Features of the facility include over 4,000 square feet of space for treatment and taping, spacious office suites for training staff and physicians, a physicians exam area, pharmacy, and x-ray facilities.

A highlight is the hydrotherapy facility which has a three-level, 5,000 gallon, two-treadmill exercise pool, and two 12-person whirlpools (one for hot and one for cold therapy). The sports medicine facility is located one floor below the new University Health Services Center, providing easy access to physicians and services. University Radiology has an MRI diagnostic center as part of the new complex.

Under the direction of Assistant Director of Athletics for Sports Medicine Jeff Carrico and football athletics trainer Bob Mangine, UC's athletics training staff is the backbone of the sports medicine program. Trainers are present at every practice and event to monitor the health of the student-athletes and respond to injuries.

Dr. W. Kenneth Stephens, a fellow in the American College of Sports Medicine and member of the American Medical Society for Sports Medicine, has served as the Bearcats' team physician for the past 30 years. UC's University Health Service provides a staff of medical professionals accessible to student-athletes 24 hours a day.

Dr. Angelo Colosimo and the staff of the University Orthopedics Associates of Cincinnati is on call to address orthopedic injuries, performing all orthopedic surgeries and supervising post-operation rehabilitation programs.

The UC Medical College provides nationally-recognized specialists who are immediately accessible. University Hospital, a nationally-recognized medical center, is immediately adjacent to the campus, providing UC student-athletes the absolute best in health and medical care.





gameday on **CAMPUS**

The game day atmosphere at the University of Cincinnati is unique and unforgettable. From the band running down the stands to take their positions, to the team running through the tunnel to "Here come the 'Cats," a college football game day at UC is a memory-filled one for all ages. Last year, the Bearcats faithful sold out Nippert Stadium a record three times to see head coach Brian Kelly's CAT ATTACK offense and created one of the nation's toughest home field advantages.

Starting two and a half hours before kickoff, the party begins with the BEARCATS FAMILY ZONE. Located on Sheakley Lawn adjacent to the Richard E. Lindner Center and Nippert Stadium, this area features inflatable games, face painting, and other acts to entertain the whole family.

Young children can get into the action at the FUTURE BEARCATS FIELD where they can try on uniforms and play on a miniature field just like the real Bearcats.

The UC cheer and dance teams accompany the marching band to the BEARCATS FAMILY ZONE one hour before the game for the official pregame pep rally.

Starting last season, the football team began a new UC tradition beginning approximately 2 hours and 15 minutes prior to the game called the CAT WALK. Starting at the Marriott Kingsgate and moving through the Sigma Sigma Commons, Coach Kelly and the football team, along with the marching band and cheerleaders, make their way to Nippert Stadium. Find a spot along the way and "Cheer Cincinnati!"



cats in the **COMMUNITY**



SEASON OUTLOOK

BIOGRAPHIES

COACHES & STAFF

ADMINISTRATION

SEASON REVIEW

BIG EAST

2008 OPPONENTS

RECORDS & HISTORY

MEDIA INFORMATION

43



SEASON OUTLOOK

BIOGRAPHIES

COACHES & STAFF

ADMINISTRATION

SEASON REVIEW

BIG EAST

2008 OPPONENTS

RECORDS & HISTORY

MEDIA INFORMATION

45

adidas

adidas

Beginning last winter, the University of Cincinnati and adidas entered into a multi-year agreement in which adidas will supply footwear and apparel for Bearcats football. The new agreement begins with the 2008-09 academic year and extends through the 2011-12 season.

"At the University of Cincinnati our goal is to build a Top 20 football program and to do so you have to have world-class athletes and world-class facilities," said head football coach Brian Kelly, "and now we have another piece of the puzzle, adidas - a world-class provider of equipment and apparel. For adidas to make the commitment it has to our program, with equipment and additional resources, shows Cincinnati football is on the rise and will be a national championship contender for years to come."

With Cincinnati football now wearing the "three stripes", all 18 intercollegiate teams at the University of Cincinnati will be outfitted exclusively in adidas footwear, uniforms, training apparel, and accessories. Cincinnati joins a select group of universities that have similar agreements with adidas, including Notre Dame, UCLA, Tennessee, Indiana, Nebraska, Michigan, and Wisconsin among others. adidas also has marketing agreements with the NFL, MLS, and an 11-year exclusive all-league partnership with the NBA.

Starting in late summer, an all-new line of Bearcats adidas gear will arrive in stores, giving fans throughout Ohio and across the nation the chance to purchase a wide range of products. The UC product line will include sideline gear, coaches' polo shirts, hats, jerseys, performance apparel, and outerwear.

The New Look Bearcats

The University of Cincinnati football team unveiled its new football uniforms at its annual spring game, Bearcat Bowl II on April 26. The new uniforms, which include exclusive color schemes and numerals, are the result of two months of consultation with adidas, the football coaching staff, and the department of athletics.

"These new uniforms are eye-catching and will give the Bearcats a distinctive look that no one else in the country will have," said head coach Brian Kelly. "The players are excited to debut them when we take the field for our opener in August."

The most noticeable addition to the uniforms will be the new "cat scratch" logo that was specially designed by the adidas design team in Portland, Ore. The four scratch marks coincide with UC's nationally-recognized "C-Paw" logo which features four claws atop the "C." This new mark has already been rolled out as part of the "Claws Are Out" season ticket campaign which debuted in March.

Camp Higher Ground

Football is a game that requires a great deal of preparation and focus and the Cincinnati Bearcats football team maximizes its preseason opportunities by leaving campus and heading out for its own NFL-style training camp at the Camp Higher Ground Conference Center in West Harrison, Ind.

The facility, located less than 30 miles from campus just off I-74 West, provides UC a pair of FieldTurf practice fields, a temporary weight room/equipment room as well as a separate locker room on site. The team stays in dorms located within the distance of a football field from the rest of their facilities, including Camp Higher Ground's first-class dining room.







SEASON OUTLOOK

BIOGRAPHIES

COACHES & STAFF

ADMINISTRATION

SEASON REVIEW

BIG EAST

2008 OPPONENTS

RECORDS & HISTORY

MEDIA INFORMATION

48

alphabetical ROSTER

No.	Name	Pos.	Ht.	Wt.	Cl./Elig.	Hometown/High School/Last School
83	Kazeem Alli**	TE	6-2	260	Sr./Jr.	St. Louis, Mo./Hazelwood Central
14	Chazz Anderson	QB	6-2	205	So./Fr.	Pickerington, Ohio/Central
51	Alex Apyan	LS	6-2	205	So./Fr.	Chattanooga, Tenn./Hixson
43	Robby Armstrong	LB	6-2	223	Jr./So.	Murraysville, Pa./Franklin Regional
85	Marcus Barnett*	WR	6-1	175	Jr./So.	Upper Marlboro, Md./Frederick Douglass
5	Connor Barwin***	DE	6-4	255	Sr./Sr.	Hazel Park, Mich./U. of Detroit Jesuit
9	Dominique Battle	DB	6-0	175	Fr./Fr.	Boca Raton, Fla./American Heritage
69	Frank Becker	OL	6-3	295	So./Fr.	Cincinnati, Ohio/Moeller
80	Armon Binns*	WR	6-4	200	So./So.	Pasadena, Calif./Pasadena
95	Terrill Byrd***	DT	6-1	290	Sr./Sr.	Cincinnati, Ohio/Colerain
37	Josh Canafax	WR	5-11	177	Jr./So.	Covington, Ky./Newport Catholic
76	Trevor Canfield***	OL	6-5	305	Sr./Sr.	Cincinnati, Ohio/Western Hills
7	Craig Carey*	DE	6-4	251	Sr./Jr.	Cincinnati, Ohio/Elder
2	Camerron Cheatham	DB	5-8	165	Fr./Fr.	Kalamazoo, Mich./Central
57	Obadiah Cheatham	LB	6-1	230	Jr./So.	Cincinnati, Ohio/Shroder Paideia Academy
75	Thomas Claggett**	DL	6-2	290	Sr./Sr.	Temple Hills, Md./Frederick Douglass
91	Tyler Clifford	DE	6-4	240	Sr./Jr.	Portsmouth, Ohio/Portsmouth
70	C.J. Cobb*	OL	6-4	315	Jr./So.	Jacksonville, Fla./Sandalwood
12	Zach Collaros	QB	6-1	205	So./Fr.	Steubenville, Ohio/Steubenville
14	Austin Cook	LB	6-0	200	Jr./Jr.	Chicago, Ill./Morgan Park/Joliet JC
41	Michael Cooke	P	6-2	210	So./Fr.	Cincinnati, Ohio/Elder
49	Torry Cornett**	LB	6-2	235	Sr./Sr.	Columbus, Ohio/Independence/Prairie View A&M
89	Alex Daniels	DL	6-3	260	Jr./Jr.	Columbus, Ohio/Brookhaven/Minnesota
72	Evan Davis	OL	6-4	260	Fr./Fr.	Cincinnati, Ohio/Colerain
34	Nick DeFilippo**	DE	6-2	245	Sr./Sr.	London, Ohio/London
39	Alex Delisi	LB	6-2	225	So./Fr.	Clarkston, Mich./St. Mary's Preperatory
96	Tom DeTemple	LS	6-2	225	So./Fr.	Cincinnati, Ohio/Moeller
79	Khalil El-Amin**	OL	6-4	312	Sr./Sr.	Cincinnati, Ohio/Purcell Marian
3	Delbert Ferguson**	LB	6-1	230	Sr./Sr.	Youngstown, Ohio/Warren Harding
65	T.J. Franklin	OL	6-5	284	So./Fr.	Maryville, Tenn./Knoxville Catholic
26	Drew Frey	DB	6-3	210	So./Fr.	Wilmington, Ohio/Clinton-Massie
1	Marshwan Gilyard**	WR	6-1	190	Sr./Jr.	Palm Coast, Fla./Flagler Palm Coast
99	Dan Giordano	DL	6-4	240	Fr./Fr.	Frankfort, Ill./Lincoln-Way East
22	John Goebel*	RB	6-1	225	Jr./So.	Milford, Mich./Brother Rice
16	Dominick Goodman***	WR	6-1	210	Sr./Sr.	Cincinnati, Ohio/Colerain
64	Kevin Greany	OL	6-2	286	So./Fr.	Milford, Ohio/Milford
66	Sam Griffin	OL	6-5	255	So./So.	Englewood, N.J./Don Bosco Prep
4	Dustin Grutza***	QB	6-2	215	Sr./Sr.	Maysville, Ky./Mason County
19	Ben Guidugli*	TE	6-2	241	Jr./So.	Ft. Thomas, Ky./Highlands
23	Reuben Haley	DB	6-1	175	So./Fr.	Cincinnati, Ohio/Mount Healthy
38	Tomaz Hilton	LB	6-3	215	So./Fr.	Youngstown, Ohio/The Rayen
31	Quentin Hines	RB	6-0	201	Fr./Fr.	Detroit, Mich./Mt. Clemens
59	Alex Hoffman	OL	6-7	280	So./Fr.	Indianapolis, Ind./Cathedral
77	Sean Hooey	OL	6-8	260	Fr./Fr.	Litchfield, Mich./Hillsdale
67	Adam Hoppel**	DL	6-2	300	Sr./Sr.	Lisbon, Ohio/Beaver Local
31	Bruce Horner	DB	6-1	175	Fr./Fr.	Farmington Hills, Mich./Harrison
87	Charley Howard*	WR	6-3	205	Sr./Jr.	Gahanna, Ohio/Lincoln
47	Kevin Huber*	P	6-1	220	Sr./Sr.	Cincinnati, Ohio/McNicholas
40	John Hughes	DL	6-3	300	So./Fr.	Gahanna, Ohio/Lincoln
73	Chris Johnson	DE	6-5	245	Fr./Fr.	Columbus, Ohio/Marion Franklin
46	Scott Johnson	RB	5-10	205	So./Fr.	Middletown, Ohio/Middletown

No.	Name	Pos.	Ht.	Wt.	Cl./Elig.	Hometown/High School/Last School
25	Brad Jones**	DB	6-2	205	Sr./Jr.	Canton, Ohio/McKinley
2	Demetrius Jones	QB	6-3	210	Jr./So.	Chicago, Ill./Morgan Park/Notre Dame
56	Chris Jurek*	OL	6-2	290	Sr./Jr.	Southfield, Mich./Southfield-Lathrup
11	Brendon Kay	QB	6-4	220	Fr./Fr.	Ira, Mich./Marine City
60	Jason Kelce*	OL	6-3	295	Jr./So.	Cleveland Heights, Ohio/Cleveland Heights
8	Travis Kelce	QB	6-5	242	Fr./Fr.	Cleveland Heights, Ohio/Cleveland Heights
13	Patrick Lambert	DB	6-1	190	Fr./Fr.	St. Cloud, Fla./Osceola
71	Jeff Linkenbach**	OL	6-6	313	Sr./Jr.	Sandusky, Ohio/Margaretta
45	Ryan Manalac***	LB	6-0	235	Sr./Sr.	Pickerington, Ohio/Central
53	Randy Martinez	OL	6-2	265	So./Fr.	Teaneck, N.J./Teaneck
90	Ricardo Mathews	DL	6-3	290	Jr./Jr.	Jacksonville, Fla./Terry Parker
11	Collin McCafferty*	LB	6-2	220	Jr./So.	Maineville, Ohio/Kings
63	Blake McCroskey	OL	6-5	295	So./Fr.	Dayton, Ohio/Chaminade-Julienne
86	Tahree McQueen	WR	5-10	200	So./Fr.	Patterson, N.J./Eastside
21	Mike Mickens***	DB	6-0	190	Sr./Sr.	Huber Heights, Ohio/Wayne
6	Danny Milligan	WR	5-9	170	Fr./Fr.	Cincinnati, Ohio/St. Xavier
58	Brandon Mills	DL	5-11	265	Fr./Fr.	Cincinnati, Ohio/Colerain
32	Justin Moore	DB	6-0	180	Jr./So.	Cincinnati, Ohio/Colerain
10	Lamonte Nelms**	DE	6-3	255	Sr./Sr.	Ravenna, Ohio/Ravenna
55	Mark Nelson	LB	6-1	224	Fr./Fr.	Westerville, Ohio/Big Walnut
68	Craig Parmenter	OL	6-6	285	So./Fr.	Ringwood, N.J./Lakeside Regional
32	Montez Patterson	RB	6-1	225	So./Fr.	Cincinnati, Ohio/Hughes
82	Lynell Payne	WR	6-3	205	Fr./Fr.	Marlton, N.J./Cherokee
23	Isaiah Pead	RB	5-11	185	Fr./Fr.	Columbus, Ohio/Eastmoor Academy
15	Tony Pike*	QB	6-6	225	Sr./Jr.	Cincinnati, Ohio/Reading
36	Quincy Quetant	DB	6-0	190	Fr./Fr.	Orlando, Fla./Timber Creek
41	Jared Rains	DB	5-10	185	Fr./Fr.	Aliquippa, Pa./Hopewell
20	Jacob Ramsey**	RB	6-0	230	Jr./Jr.	Columbus, Ohio/Independence
33	Deon Reed	DB	6-0	212	So./Fr.	Flint, Mich./Hamady
50	Andre Revels*	LB	6-0	240	Sr./Jr.	Cincinnati, Ohio/Colerain
24	Wesley Richardson	DB	6-0	189	So./Fr.	Columbus, Ohio/Olentangy Liberty
88	Adrien Robinson	WR	6-5	245	So./Fr.	Indianapolis, Ind./Warren Central
97	Jake Rogers*	K	6-3	205	Jr./So.	Warsaw, Ind./Warsaw
33	Luca Romeo	RB	6-2	215	Fr./Fr.	Cincinnati, Ohio/St. Xavier
37	J.K. Schaffer	LB	6-1	220	Fr./Fr.	Cincinnati, Ohio/LaSalle
42	Corey Smith***	LB	6-1	225	Sr./Sr.	Salem, N.J./Salem
6	DeAngelo Smith**	DB	6-0	190	Sr./Sr.	Columbus, Ohio/Independence
54	Walter Stewart	LB	6-4	205	Fr./Fr.	Ashville, Ohio/Teays Valley
12	Mark Tabar	K	6-2	180	Fr./Fr.	Cincinnati, Ohio/Colerain
52	Ricardo Thompson	LB	6-2	230	So./Fr.	Cincinnati, Ohio/Withrow
18	Cedric Tolbert***	DB	6-0	205	Sr./Sr.	Xenia, Ohio/Xenia
94	Rob Trigg*	DE	6-3	260	So./So.	Dayton, Ohio/Chaminade-Julienne
81	Nick Truesdell	WR	6-7	230	Fr./Fr.	Cincinnati, Ohio/Anderson
8	Brandon Underwood	DB	6-1	190	Sr./Sr.	Hamilton, Ohio/Hamilton/Ohio State
35	Marcus Vaughn**	TE/FB	6-0	260	Sr./Jr.	Whitehouse, Ohio/Toledo St. John's
17	Aaron Webster**	DB	6-3	205	Jr./Jr.	Southfield, Mich./Birmingham Groves
25	Darrin Williams	RB	5-7	175	Fr./Fr.	Detroit, Mich./Martin Luther King
48	Trammell Williams	RB	5-9	190	So./Fr.	Cincinnati, Ohio/Colerain
93	Mike Windt*	LS	6-2	250	Sr./Jr.	Cincinnati, Ohio/Elder
21	George Winn	RB	5-10	194	Fr./Fr.	Southfield, Mich./U. of Detroit Jesuit
97	Derek Wolfe	DL	6-5	295	Fr./Fr.	Lisbon, Ohio/Beaver Local
84	Orion Woodard	WR	6-3	205	So./Fr.	Pompton Lakes, N.J./Pompton Lakes
3	D.J. Woods	WR	6-0	170	Fr./Fr.	Strongsville, Ohio/Strongsville
92	Brandon Yingling	K	6-1	200	Sr./Sr.	Mason, Ohio/Mason



SEASON OUTLOOK

BIOGRAPHIES

COACHES & STAFF

ADMINISTRATION

SEASON REVIEW

BIG EAST

2008 OPPONENTS

RECORDS & HISTORY

MEDIA INFORMATION

50

numerical ROSTER

No.	Name	Pos.	Ht.	Wt.	Cl./Elig.	Hometown/High School/Last School
1	Marshwan Gilyard**	WR	6-1	190	Sr./Jr.	Palm Coast, Fla./Flagler Palm Coast
2	Camerron Cheatham	DB	5-8	165	Fr./Fr.	Kalamazoo, Mich./Central
2	Demetrius Jones	QB	6-3	210	Jr./So.	Chicago, Ill./Morgan Park/Notre Dame
3	Delbert Ferguson**	LB	6-1	230	Sr./Sr.	Youngstown, Ohio/Warren Harding
3	D.J. Woods	WR	6-0	170	Fr./Fr.	Strongsville, Ohio/Strongsville
4	Dustin Grutza***	QB	6-2	215	Sr./Sr.	Maysville, Ky./Mason County
5	Connor Barwin***	DE	6-4	255	Sr./Sr.	Hazel Park, Mich./U. of Detroit Jesuit
6	Danny Milligan	WR	5-9	170	Fr./Fr.	Cincinnati, Ohio/St. Xavier
6	DeAngelo Smith**	DB	6-0	190	Sr./Sr.	Columbus, Ohio/Independence
7	Craig Carey*	DE	6-4	251	Sr./Jr.	Cincinnati, Ohio/Elder
8	Travis Kelce	QB	6-5	242	Fr./Fr.	Cleveland Heights, Ohio/Cleveland Heights
8	Brandon Underwood	DB	6-1	190	Sr./Sr.	Hamilton, Ohio/Hamilton/Ohio State
9	Dominique Battle	DB	6-0	175	Fr./Fr.	Boca Raton, Fla./American Heritage
10	Lamonte Nelms**	DE	6-3	255	Sr./Sr.	Ravenna, Ohio/Ravenna
11	Brendon Kay	QB	6-4	220	Fr./Fr.	Ira, Mich./Marine City
11	Collin McCafferty*	LB	6-2	220	Jr./So.	Maineville, Ohio/Kings
12	Zach Collaros	QB	6-1	205	So./Fr.	Steubenville, Ohio/Steubenville
12	Mark Tabar	K	6-2	180	Fr./Fr.	Cincinnati, Ohio/Colerain
13	Patrick Lambert	DB	6-1	190	Fr./Fr.	St. Cloud, Fla./Osceola
14	Chazz Anderson	QB	6-2	205	So./Fr.	Pickerington, Ohio/Central
14	Austin Cook	LB	6-0	200	Jr./Jr.	Chicago, Ill./Morgan Park/Joliet JC
15	Tony Pike*	QB	6-6	225	Sr./Jr.	Cincinnati, Ohio/Reading
16	Dominick Goodman***	WR	6-1	210	Sr./Sr.	Cincinnati, Ohio/Colerain
17	Aaron Webster**	DB	6-3	205	Jr./Jr.	Southfield, Mich./Birmingham Groves
18	Cedric Tolbert***	DB	6-0	205	Sr./Sr.	Xenia, Ohio/Xenia
19	Ben Guidugli*	TE	6-2	241	Jr./So.	Ft. Thomas, Ky./Highlands
20	Jacob Ramsey**	RB	6-0	230	Jr./Jr.	Columbus, Ohio/Independence
21	Mike Mickens***	DB	6-0	190	Sr./Sr.	Huber Heights, Ohio/Wayne
21	George Winn	RB	5-10	194	Fr./Fr.	Southfield, Mich./U. of Detroit Jesuit
22	John Goebel*	RB	6-1	225	Jr./So.	Milford, Mich./Brother Rice
23	Reuben Haley	DB	6-1	175	So./Fr.	Cincinnati, Ohio/Mount Healthy
23	Isaiah Pead	RB	5-11	185	Fr./Fr.	Columbus, Ohio/Eastmoor Academy
24	Wesley Richardson	DB	6-0	189	So./Fr.	Columbus, Ohio/Olentangy Liberty
25	Brad Jones**	DB	6-2	205	Sr./Jr.	Canton, Ohio/McKinley
25	Darrin Williams	RB	5-7	175	Fr./Fr.	Detroit, Mich./Martin Luther King
26	Drew Frey	DB	6-3	210	So./Fr.	Wilmington, Ohio/Clinton-Massie
31	Quentin Hines	RB	6-0	201	Fr./Fr.	Detroit, Mich./Mt. Clemens
31	Bruce Horner	DB	6-1	175	Fr./Fr.	Farmington Hills, Mich./Harrison
32	Justin Moore	DB	6-0	180	Jr./So.	Cincinnati, Ohio/Colerain
32	Montez Patterson	RB	6-1	225	So./Fr.	Cincinnati, Ohio/Hughes
33	Deon Reed	DB	6-0	212	So./Fr.	Flint, Mich./Hamady
33	Luca Romeo	RB	6-2	215	Fr./Fr.	Cincinnati, Ohio/St. Xavier
34	Nick DeFilippo**	DE	6-2	245	Sr./Sr.	London, Ohio/London
35	Marcus Waugh**	TE/FB	6-0	260	Sr./Jr.	Whitehouse, Ohio/Toledo St. John's
36	Quincy Quetant	DB	6-0	190	Fr./Fr.	Orlando, Fla./Timber Creek
37	Josh Canafax	WR	5-11	177	Jr./So.	Covington, Ky./Newport Catholic Central
37	J.K. Schaffer	LB	6-1	220	Fr./Fr.	Cincinnati, Ohio/LaSalle
38	Tomaz Hilton	LB	6-3	215	So./Fr.	Youngstown, Ohio/The Rayen
39	Alex Delisi	LB	6-2	225	So./Fr.	Clarkston, Mich./St. Mary's Preperatory
40	John Hughes	DL	6-3	300	So./Fr.	Gahanna, Ohio/Lincoln

No.	Name	Pos.	Ht.	Wt.	Cl./Elig.	Hometown/High School/Last School
41	Jared Rains	DB	5-10	185	Fr./Fr.	Aliquippa, Pa./Hopewell
41	Michael Cooke	P	6-2	210	So./Fr.	Cincinnati, Ohio/Elder
42	Corey Smith***	LB	6-1	225	Sr./Sr.	Salem, N.J./Salem
43	Robby Armstrong	LB	6-2	223	Jr./So.	Murrysville, Pa./Franklin Regional
45	Ryan Manalac***	LB	6-0	235	Sr./Sr.	Pickerington, Ohio/Central
46	Scott Johnson	RB	5-10	205	So./Fr.	Middletown, Ohio/Middletown
47	Kevin Huber*	P	6-1	220	Sr./Sr.	Cincinnati, Ohio/McNicholas
48	Trammell Williams	RB	5-9	190	So./Fr.	Cincinnati, Ohio/Colerain
49	Torry Cornett**	LB	6-2	235	Sr./Sr.	Columbus, Ohio/Independence/Prairie View A&M
50	Andre Revels*	LB	6-0	240	Sr./Jr.	Cincinnati, Ohio/Colerain
51	Alex Apyan	LS	6-2	205	So./Fr.	Chattanooga, Tenn./Hixson
52	Ricardo Thompson	LB	6-2	230	So./Fr.	Cincinnati, Ohio/Withrow
53	Randy Martinez	OL	6-2	265	So./Fr.	Teaneck, N.J./Teaneck
54	Walter Stewart	LB	6-4	205	Fr./Fr.	Ashville, Ohio/Teays Valley
55	Mark Nelson	LB	6-1	224	Fr./Fr.	Westerville, Ohio/Big Walnut
56	Chris Jurek*	OL	6-2	290	Sr./Jr.	Southfield, Mich./Southfield-Lathrup
57	Obadiah Cheatham	LB	6-1	230	Jr./So.	Cincinnati, Ohio/Shroder Paideia Academy
58	Brandon Mills	DL	5-11	265	Fr./Fr.	Cincinnati, Ohio/Colerain
59	Alex Hoffman	OL	6-7	280	So./Fr.	Indianapolis, Ind./Cathedral
60	Jason Kelce*	OL	6-3	295	Jr./So.	Cleveland Heights, Ohio/Cleveland Heights
63	Blake McCroskey	OL	6-5	295	So./Fr.	Dayton, Ohio/Chaminade-Julienne
64	Kevin Greany	OL	6-2	286	So./Fr.	Milford, Ohio/Milford
65	T.J. Franklin	OL	6-5	284	So./Fr.	Maryville, Tenn./Knoxville Catholic
66	Sam Griffin	OL	6-5	255	So./So.	Englewood, N.J./Don Bosco Prep
67	Adam Hoppel**	DL	6-2	300	Sr./Sr.	Lisbon, Ohio/Beaver Local
68	Craig Parmenter	OL	6-6	285	So./Fr.	Ringwood, N.J./Lakeside Regional
69	Frank Becker	OL	6-3	295	So./Fr.	Cincinnati, Ohio/Moeller
70	C.J. Cobb*	OL	6-4	315	Jr./So.	Jacksonville, Fla./Sandalwood
71	Jeff Linkenbach**	OL	6-6	313	Sr./Jr.	Sandusky, Ohio/Margaretta
72	Evan Davis	OL	6-4	260	Fr./Fr.	Cincinnati, Ohio/Colerain
73	Chris Johnson	DE	6-5	245	Fr./Fr.	Columbus, Ohio/Marion Franklin
75	Thomas Claggett**	DL	6-2	290	Sr./Sr.	Temple Hills, Md./Frederick Douglass
76	Trevor Canfield***	OL	6-5	305	Sr./Sr.	Cincinnati, Ohio/Western Hills
77	Sean Hooey	OL	6-8	260	Fr./Fr.	Litchfield, Mich./Hillsdale
79	Khalil El-Amin**	OL	6-4	312	Sr./Sr.	Cincinnati, Ohio/Purcell Marian
80	Armon Binns*	WR	6-4	200	So./So.	Pasadena, Calif./Pasadena
81	Nick Truesdell	WR	6-7	230	Fr./Fr.	Cincinnati, Ohio/Anderson
82	Lynell Payne	WR	6-3	205	Fr./Fr.	Marlton, N.J./Cherokee
83	Kazeem Alli**	TE	6-2	260	Sr./Jr.	St. Louis, Mo./Hazelwood Central
84	Orion Woodard	WR	6-3	205	So./Fr.	Pompton Lakes, N.J./Pompton Lakes
85	Marcus Barnett*	WR	6-1	175	Jr./So.	Upper Marlboro, Md./Frederick Douglass
86	Tahree McQueen	WR	5-10	200	So./Fr.	Patterson, N.J./Eastside
87	Charley Howard*	WR	6-3	205	Sr./Jr.	Gahanna, Ohio/Lincoln
88	Adrien Robinson	WR	6-5	245	So./Fr.	Indianapolis, Ind./Warren Central
89	Alex Daniels	DL	6-3	260	Jr./Jr.	Columbus, Ohio/Brookhaven/Minnesota
90	Ricardo Mathews	DL	6-3	290	Jr./Jr.	Jacksonville, Fla./Terry Parker
91	Tyler Clifford	DE	6-4	240	Sr./Jr.	Portsmouth, Ohio/Portsmouth
92	Brandon Yingling	K	6-1	200	Sr./Sr.	Mason, Ohio/Mason
93	Mike Windt*	LS	6-2	250	Sr./Jr.	Cincinnati, Ohio/Elder
94	Rob Trigg*	DE	6-3	260	So./So.	Dayton, Ohio/Chaminade-Julienne
95	Terrill Byrd***	DT	6-1	290	Sr./Sr.	Cincinnati, Ohio/Colerain
96	Tom DeTemple	LS	6-2	225	So./Fr.	Cincinnati, Ohio/Moeller
97	Jake Rogers*	K	6-3	205	Jr./So.	Warsaw, Ind./Warsaw
97	Derek Wolfe	DL	6-5	295	Fr./Fr.	Lisbon, Ohio/Beaver Local
99	Dan Giordano	DL	6-4	240	Fr./Fr.	Frankfort, Ill./Lincoln-Way East


season OUTLOOK

The 2007 season proved to be one of the most successful in the history of University of Cincinnati football. For the first time in school history, Cincinnati earned an appearance in the final *Associated Press* Poll, ending the season ranked No. 17. The Bearcats capped off the season with a 31-21 victory in the 2007 Papajohns.com Bowl, giving them 10 wins on the year — equaling the school record for single-season wins — and their third consecutive bowl championship.

With a talented collection of experienced athletes hungry for greater success in 2008, reigning BIG EAST Conference Coach of the Year Brian Kelly and his style of play will assuredly fill Nippert Stadium this fall as the Bearcats compete for a BIG EAST championship.

UC will not be short on nationally recognized talent this season as it returns three all-Americans. Individually, punter Kevin Huber earned consensus All-America honors, while cornerback Mike Mickens received FWAA All-America accolades. Defensive tackle Terrill Byrd garnered third-team AP All-America status.

With a taste of success and national recognition, the Bearcats return 44 letterwinners for 2008, including 20 on offense and 21 on defense.



Senior cornerback and 2007 FWAA all-American Mike Mickens was selected to the *Playboy Magazine* Preseason all-American team.



Terrill Byrd



Dominick Goodman

OFFENSE

After setting team records for scoring (472 points), touchdowns (63), and passing touchdowns (36), the Bearcats return six starters from the 2007 offense.

In his one season wearing the Cincinnati uniform, quarterback Ben Mauk showed what the offensive scheme could do as he posted one of the most impressive passing seasons in BIG EAST history. Mauk completed 60.9 percent of his passes for 3,121 yards and a Cincinnati-record 31 touchdowns.

The void left under center will be filled by two-year starter Dustin Grutza, redshirt freshman Chazz Anderson, or Notre Dame transfer Demetrius Jones.

UC's starter in 2005 and 2006, Grutza made two starts last season in relief of Mauk. He was named the BIG EAST Player of the Week early in the 2007 campaign when he completed 25-of-35 passes for a career-high 290 yards and two touchdowns against Miami (OH) to help UC retain the Victory Bell.

Anderson made a name for himself in the spring as he earned a spot among the top three battling for the starting job. Jones started the Fighting Irish's 2007 season opener before transferring to UC and is healthy and ready to play in 2008.

Utilizing a one-back formation, the loss of three seniors firmly places the spotlight on the running back position. Fighting for the starting role are junior Jacob Ramsey and sophomore John Goebel. Goebel has impressed the staff over the last two years by taking the Scout Team Player of the Year award in each of his two seasons at UC. Ramsey started three BIG EAST games for the Bearcats in 2007, rushing for 362 yards and three touchdowns.

Leading the wide receiving corps is senior Dominick Goodman, who caught 68 passes last season, the eighth-most in UC history by a wide out. Goodman turned the receptions into 869 receiving yards and eight touchdown grabs.

Marcus Barnett is back for his sophomore season after snaring a program-record 13 touchdown passes as a redshirt freshman. The No. 2 freshman receiver in the nation, Barnett finished the year with 62 catches for 862 yards.

Charley Howard and Marshwan Gilyard split time a year ago at the remaining wide receiver spot. The duo collected a combined 43 grabs, including four touchdowns. Promising talents Armon Binns, Tahree McQueen, and Adrien Robinson are all challenging for playing time in the receiver rotation.

Kazeem Alli, Ben Guidugli, and Marcus Waugh are competing for the tight end assignment.

The offensive line boasts four returners with a combined 35 starts in 2007. Two-year starters Trevor Canfield (left guard) and Jeff Linkenbach (right tackle) lead the group. Khalil

Preseason Player Honors

Marcus Barnett

Phil Steele's College Football Second-Team all-BIG EAST
Rivals.com, 19th-Best Wide Receiver in nation
USA Today Weekly, First-Team all-BIG EAST

Terrill Byrd

Athlon Sports First-Team all-American
Athlon Sports First-Team all-BIG EAST
Phil Steele's College Football First-Team all-BIG EAST
The Sporting News Third-Team all-American
The Sporting News First-Team all-BIG EAST
Lindy's Football Annual, 9th-Best Defensive Tackle in the nation
Rivals.com, 8th-Best Defensive Lineman in nation
USA Today Weekly, First-Team all-BIG EAST

Trevor Canfield

Athlon Sports First-Team all-BIG EAST
Phil Steele's College Football Second-Team all-BIG EAST
The Sporting News Honorable Mention all-American
Rivals.com, 21st-Best Offensive Lineman in nation
USA Today Weekly, First-Team all-BIG EAST

Marshwan Gilyard

Phil Steele's College Football Fourth-Team all-BIG EAST

Dominick Goodman

Phil Steele's College Football Second-Team all-BIG EAST

Adam Hoppel

Phil Steele's College Football Fourth-Team all-BIG EAST

Kevin Huber

Athlon Sports First-Team all-American
Athlon Sports First-Team all-BIG EAST
Phil Steele's College Football First-Team all-American
Phil Steele's College Football First-Team all-BIG EAST
The Sporting News First-Team all-American
The Sporting News First-Team all-BIG EAST
Lindy's Football Annual First-Team All-American
Lindy's Football Annual, Best Punter in the nation

Jeff Linkenbach

Phil Steele's College Football Third-Team all-BIG EAST

Ryan Manalac

Athlon Sports Second-Team all-BIG EAST

Mike Mickens

Playboy Magazine all-American
Athlon Sports First-Team all-BIG EAST
Phil Steele's College Football Third-Team all-American
Phil Steele's College Football First-Team all-BIG EAST
The Sporting News Third-Team all-American
The Sporting News First-Team all-BIG EAST
Lindy's Football Annual, 5th-Best Cornerback in the nation
Rivals.com, 11th-Best Cornerback in nation
USA Today Weekly, First-Team all-BIG EAST

Corey Smith

Phil Steele's College Football Second-Team all-BIG EAST

DeAngelo Smith

Athlon Sports First-Team all-BIG EAST
Phil Steele's College Football First-Team all-BIG EAST
The Sporting News Honorable Mention all-American
The Sporting News First-Team all-BIG EAST
Rivals.com, 22nd-Best Cornerback in nation
USA Today Weekly, First-Team all-BIG EAST

season OUTLOOK

El-Amin shifts to the left tackle spot after starting 11 games at right tackle last season. Chris Jurek is back after starting nine games at center.

Jason Kelce and C.J. Cobb are fighting for the right guard spot.

DEFENSE

In 2007, the Bearcats opportunistic defense shared the national lead with 42 takeaways and led the country with 26 interceptions. Individually, DeAngelo Smith shared the national lead with eight interceptions.

With all of its notable statistics, including being the No. 13 scoring defense (18.8 ppg) in the country last season, UC is adjusting its lineup to improve in 2008.

The defensive secondary is highlighted by the cornerback tandem of Mickens and Smith. One of the nation's top pass defenders in each of his first two seasons, Mickens picked off six passes as a junior. Cedric Tolbert is set to step into a starting role with Deon Reed one year wiser and competing for playing time. Junior Brad Jones, redshirt freshman Drew Frey, and senior transfer Brandon Underwood are battling for one of the five spots open following graduation.

The linebacking corps gets a shakeup, with the move of Andre Revels to strongside linebacker. Revels (66 tackles), who split time with Ryan Manalac (76 tackles) in the middle last season is athletic enough to challenge blockers. Delbert Ferguson is ready to make Revels earn the only open starting linebacker assignment. Manalac's backups in the middle include Alex Delisi and Obadiah Cheatham. The Bearcats' top returning tackler with 80 stops last season, Corey Smith is back for his fourth and final campaign. The three-year starter has Torry Cornett as his top backup.

The defensive line needs to replace a pair of standout defensive ends. Lamonte Nelms, who totaled 33 tackles, including 10 for loss last season, draws the assignment at the strongside end spot. Special teams standout Craig Carey, who was a quarterback until this spring, must show his athleticism if he is to spell Nelms. At the other defensive end, Connor Barwin, who totaled 31 receptions at tight end last season, also switches from offense to defense in a move to enhance the UC front four. Rob Trigg, Nick DeFillipo, and transfer Alex Daniels are also competing for time at the position.

The defensive interior is headed by all-America selection Byrd. After posting 17 tackles for loss, including eight sacks last season, the local product has one final



DeAngelo Smith

season to compete for the Red and Black. Fellow senior Adam Hoppel anchors the opposite tackle spot. Ricardo Mathews, John Hughes, and Thomas Clagget all will have opportunities to challenge.

SPECIAL TEAMS

Special teams begins with the long snapper and Mike Windt, who was nearly flawless last season. Windt never failed on his field goal or punt snaps.

The Bearcats entered 2007 unproven in the kicking game, but Huber, a consensus All-American, was more than impressive, leading all of college football in gross punting. UC also finished as the NCAA team champion in net punting. The holder on place kicks, Huber was a finalist for the Ray Guy Award and set a UC single-season record with a 46.9 yards per punt average. Michael Cooke is the top reserve at punter.

Jake Rogers and Brandon Yingling will once again battle for the kicking honors. Rogers earned the No. 1 spot, converting 11-of-19 field goals, including a 55-yarder a year ago. Yingling, a backup who split the uprights on 6-of-7 point-after kicks, has game experience, but has not attempted a field goal in his career.


SCHEDULE

One of only three schools nationally with three games against teams that played in the 2008 BCS, the Bearcats are the lone school in college football meeting two BCS representatives in non-league tilts. Five of the Bearcats 13 opponents (Connecticut, Eastern Kentucky, Hawai'i, Oklahoma, and West Virginia) either won outright or shared their respective league titles in 2007 and three finished in the final AP Top 25 Poll.

2008 Schedule

DAY	DATE	OPPONENT (2007 Record, Postseason)	TIME
Thur.	Aug. 28	EASTERN KENTUCKY (9-3, FCS Playoffs)	7:30 p.m.
Sat.	Sept. 6	at Oklahoma (11-3, Fiesta Bowl)	3:30 p.m.
Sat.	Sept. 20	MIAMI (OH) (6-7, MAC Championship Game)	TBA
Sat.	Sept. 27	at Akron (4-8)	TBA
Fri.	Oct. 3	at Marshall (3-9) ESPN	8 p.m.
Sat.	Oct. 11	RUTGERS* (8-5, International Bowl)	TBA
Sat.	Oct. 25	at Connecticut* (9-4, Meineke Car Care Bowl)	TBA
Thur.	Oct. 30	USF* (10-3, Sun Bowl)	TBA
Sat.	Nov. 8	at West Virginia* (11-2, Fiesta Bowl)	TBA
Fri.	Nov. 14	at Louisville* (6-6) ESPN	8 p.m.
Sat.	Nov. 22	PITTSBURGH* (5-7)	TBA
Sat.	Nov. 29	SYRACUSE* (2-10)	TBA
Sat.	Dec. 6	at Hawai'i (12-1, Orange Bowl)	TBA

* BIG EAST Conference Game. Game times and dates are tentative and subject to change.



Kevin Huber



twoDEEP

Defense

DE	10	LAMONTE NELMS	6-3, 255, SR./SR.
	7	Craig Carey	6-4, 251, Sr./Jr.
DT	67	ADAM HOPPEL *	6-2, 300, SR./SR.
	90	Ricardo Mathews	6-3, 290, Jr./Jr.
DT	95	TERRILL BYRD *	6-1, 290, SR./SR.
	40	John Hughes	6-3, 300, So./Fr.
DE	5	CONNOR BARWIN	6-4, 255, SR./SR.
	94	Rob Trigg	6-3, 260, So./So.
-or-	89	Alex Daniels	6-3, 260, Jr./Jr.
WLB	42	COREY SMITH *	6-1, 225, SR./SR.
	49	Torry Cornett	6-2, 235, Sr./Sr.
MLB	45	RYAN MANALAC *	6-0, 235, SR./SR.
	39	Alex Delisi	6-2, 225, So./Fr.
SLB	50	ANDRE REVELS	6-0, 240, SR./JR.
	3	Delbert Ferguson	6-1, 230, Sr./Sr.
CB	21	MIKE MICKENS *	6-0, 190, SR./SR.
	32	Justin Moore	6-0, 180, Jr./So.
SS	18	CEDRIC TOLBERT	6-0, 205, SR./SR.
	46	Scott Johnson	5-10, 205, So./Fr.
FS	25	BRAD JONES	6-2, 205, SR./JR.
	26	Drew Frey	6-3, 210, So./Fr.
CB	6	DEANGELO SMITH *	6-0, 190, SR./SR.
	8	Brandon Underwood	6-1, 190, Sr./Sr.

Specialists

LS	93	MIKE WINDT	6-2, 250, JR./SO.
	96	Tom DeTemple	6-2, 225, So./Fr.
H	47	KEVIN HUBER	6-1, 220, SR./SR.
	12	Zach Collaros	6-1, 205, So./Fr.
PK	97	JAKE ROGERS	6-3, 205, JR./SO.
	92	Brandon Yingling	6-1, 200, Sr./Sr.
P	47	KEVIN HUBER	6-1, 220, SR./SR.
	41	Michael Cooke	6-2, 210, So./Fr.
KOR	6	DEANGELO SMITH	6-0, 190, SR./SR.
	1	MARSHWAN GILYARD	6-1, 190, JR./SO.
	16	Dominick Goodman	6-0, 210, Sr./Sr.
	20	Jacob Ramsey	6-0, 230, Jr./Jr.
PR	6	DeANGELO SMITH	6-0, 190, SR./SR.

Offense

LT	79	KHALIL EL-AMIN *	6-4, 312, SR./SR.
	59	Alex Hoffman	6-7, 280, So./Fr.
LG	76	TREVOR CANFIELD *	6-5, 305, SR./SR.
	63	Blake McCroskey	6-5, 295, So./Fr.
C	56	CHRIS JUREK *	6-2, 290, SR./JR.
	69	Frank Becker	6-3, 295, So./Fr.
RG	60	JASON KELCE	6-3, 295, JR./SO.
	70	C.J. Cobb	6-4, 315, Jr./So.
RT	71	JEFF LINKENBACH *	6-6, 313, SR./JR.
	68	Craig Parmenter	6-6, 285, So./Fr.
TE	83	KAZEEM ALLI	6-2, 260, SR./JR.
	19	Ben Guidugli	6-2, 241, Jr./So.
SLOT	85	MARCUS BARNETT *	6-1, 175, JR./SO.
	86	Tahree McQueen	5-10, 200, So./Fr.
WR	87	CHARLEY HOWARD	6-3, 205, JR./SO.
	1	Marshwan Gilyard	6-1, 190, Jr./So.
WR	16	DOMINICK GOODMAN *	6-1, 210, SR./SR.
	80	Armon Binns	6-4, 200, So./So.
QB	4	DUSTIN GRUTZA	6-2, 215, SR./SR.
	14	Chazz Anderson	6-2, 205, So./Fr.
-or-	2	Demetrius Jones	6-3, 210, Jr./So.
RB	20	JACOB RAMSEY	6-0, 230, JR./JR.
	22	John Goebel	6-1, 225, Jr./So.

*denotes returning starter

Pronunciation Guide

Kazeem Alli	Ka-ZEEM a-LEE
Alex Apyan	A-pee-un
Armon Binns	R-mon
Terrill Byrd	Tur-ELL Bird
Obadiah Cheatham	O-ba-DIE-a
Zach Collaros	CO-lair-us
Nick DeFilippo	DE-fill-ip-o
Alex Delisi	Da-LEE-see
Drew Frey	Fry
Marshwan Gilyard	MAR-shon GIL-yard
Dan Giordano	GEE-or-dan-o
Kevin Greany	GREEN-ee
Dustin Grutza	GROOT-sa
Ben Guidugli	Ga-DOO-lee
Tomaz Hilton	TOE-mahz
Jason/Travis Kelce	KEL-see
Jeff Linkenbach	LINK-un-bok
Ryan Manalac	MAN-a-lack
Tahree McQueen	Ti-REE
Lamonte Nelms	la-MONT
Quincy Quetant	KWEE-tont
Andre Revels	REV-uls
Luca Romeo	ro-MAY-o
Mark Tabar	TAY-bar
Marcus Waugh	wa





kazeemALLI

TE | 6-2 | 260 | Jr. | St. Louis, Mo. [Hazelwood Central]

83

2007: Suffered an injury during spring drills and rehabilitated in time to appear in the season opener ... saw action in 11 games ... registered a career-long 34-yard catch vs. Connecticut ... caught a 20-yard pass at Syracuse.

2006: Joined the rotation at tight end by midseason ... named to *The Sporting News'* BIG EAST All-Freshman team ... first collegiate catch was a 29-yarder vs. Akron ... snagged a catch in each of the last three games of the regular season ... caught two passes for 17 yards against Rutgers.

2005: Redshirted.

Hazelwood Central High School: Two-time first-team all-state selection as a tight end for head coach John Pukula ... posted career totals of 39 receptions for 778 yards and nine touchdowns ... won all-conference honors his junior and senior years ... helped team to a runner-up finish in the state playoffs as a junior ... basketball standout who led the school to conference titles his sophomore and junior seasons ... member of school's honor society.

Kazeem B. Alli: Born May 22, 1987 in St. Louis ... son of Hakeem and Lara Alli.

Academic Major: Pre-Business.

CAREER RECEIVING STATISTICS

Year	Rec.	Yards	Avg.	TD	Long
2006	6	81	13.5	0	29
2007	2	54	27.0	0	34
Totals	8	135	16.9	0	34

SINGLE-GAME BESTS

Receptions	2 vs. Rutgers (11/18/06)
Yards	34 vs. Connecticut (11/10/07)
Long Reception	34 vs. Connecticut (11/10/07)



Kazeem Alli



chazzANDERSON

QB | 6-2 | 205 | R-Fr. | Pickerington, Ohio [Central]

14

2007: Redshirted.

Pickerington Central High School: Named Ohio's Division II Player of the Year in 2006 after leading the Tigers to the state finals ... the Ohio Capital Conference Player of the Year guided coach Jay Sharrett's squad to a 13-2 record as a senior ... compiled a 39-6 record as a starting quarterback ... amassed more than 6,000 career passing yards, including 50 touchdowns to go with 1,000 career rushing yards and 30 rushing touchdowns ... three-time all-OCC and all-Ohio quarterback.

Timothy Chazz Anderson: Born Feb. 14, 1989 ... son of Timothy and Rochelle Anderson.

Academic Major: Architectural Engineering Technology.



alexAPYAN

LS | 6-2 | 205 | R-Fr. | Chattanooga, Tenn. [Hixson]

51

2007: Redshirted after season ending injury.

Hixson High School: Garnered the Wildcats' Special Teams award as a senior ... earned two varsity letters for head coach Todd Windham ... three-sport athlete, competing in football, wrestling, and golf ... member of the state champion golf team in 2004 ... National Honor Society and Beta Club member.

Alexander Cannon Apyan: Born April 28, 1989 ... son of Paul and Laura Apyan ... mother played basketball at Dartmouth, while father played football at Miami (OH) ... brother, Paul, currently is on the golf team at Southern Miss.

Academic Major: Aerospace Engineering.



robbyARMSTRONG

LB | 6-2 | 223 | So. | Murrysville, Pa. [Franklin Regional]

43

2007: Carded two tackles vs. Southeast Missouri State.

2006: Redshirted ... Bearcat Honor Roll (Fall 2006, Winter 2007, Spring 2007).

Franklin Regional High School: First-team all-state selection as a senior for head coach Greg Botta ... led team to a 15-1 record and the Pennsylvania AAA state championship ... rushed for over 2,300 yards and 27 touchdowns en route to first-team all-league and all-Western Pennsylvania honors ... named to the Elite 11 team by the *Pittsburgh Tribune-Review* and the Fabulous 22 team by the *Pittsburgh Post-Gazette* ... member of the school's National Honor Society.

Robert C. Armstrong: Born June 30, 1988 ... son of Bob and Sherri Armstrong.

Academic Major: Mechanical Engineering.



marcus BARNETT

WR | 6-1 | 175 | So. | Upper Marlboro, Md. [Frederick Douglass]

#45

85

2007: Honored as a second-team all-BIG EAST pick ... scored a team-high 14 touchdowns, including a school-record 13 touchdown catches ... listed second nationally among rookies in receiving scores (13), receiving yards (862), and receptions (62) ... his 62 grabs are sixth in Cincinnati single-season history ... opened his career with a streak of at least one catch in each of his first 13 games ... started eight games ... carried the ball six times for 24 yards, including a long rush of nine yards at USF ... recovered a blocked punt in the end zone and totaled 61 yards on five receptions vs. Oregon State ... recorded Cincinnati's longest catch of the season on an 80-yard touchdown catch at San Diego State ... finished the night at Qualcomm Stadium with three catches for 88 yards, including two for scores against the Aztecs ... notched seven touchdown receptions over a four-game span midway through the season ... tallied six receptions for 74 yards, including a touchdown at Rutgers ... caught two touchdown passes and carded five catches for 83 yards vs. Louisville ... tossed a 76-yard pass at USF ... ended the regular season with 21 receptions for 337 yards, and five for touchdowns in the final two games ... posted the No. 4 receiving night in UC history with 210 yards, including two for touchdowns vs. West Virginia ... equaled the team's season-high with 11 catches for 127 yards, with three scores at Syracuse ... caught a pair of passes for 17 yards before sustaining a leg injury in the Papajohns.com Bowl.

2006: Redshirted.



Marcus Barnett

Frederick Douglass High School: Earned honorable mention all-state honors as a senior for head coach J.C. Pinkney ... helped team to a 12-1 record and a division championship ... first-team all-league and all-metro Washington choice ... made 22 receptions for 522 yards and eight touchdowns ... turned in 25 tackles on defense ... participated in the area all-star game ... earned second-team all-conference honors as a junior ... helped school's track and field team win the state 4A championship as a junior, clearing 6'5" in the high jump ... former high school teammate Thomas Claggett is also on the UC football team ... academic honor roll recognition.

Marcus Antoine Barnett: Born March 8, 1988 ... son of Carla White.

Academic Major: Psychology.

2007 RECEIVING STATISTICS

Year	Rec.	Yards	Avg.	TD	Long
2007	62	862	13.9	13	80

SINGLE-GAME BESTS

Receptions	11 at Syracuse (11/24/07)
Yards	210 vs. West Virginia (11/17/07)
Long Reception	80 at San Diego State (9/29/07)
Touchdowns	3 at Syracuse (11/24/07)



connor BARWIN

DE | 6-4 | 255 | Sr. | Hazel Park, Mich. [U. of Detroit Jesuit]

#5

5

2007: A standout on special teams, as well as a key player in the tight end rotation ... played in 12 games ... carded 31 receptions for 399 yards, including two touchdowns ... made three receptions for 33 yards against Southeast Missouri State ... snagged two passes for 15 yards vs. Oregon State ... set personal bests with six catches for 109 yards, including a 31-yarder at Miami (OH) ... snared three passes for 39 yards, including a seven-yard touchdown grab vs. Marshall ... tallied two catches for 12 yards at Pittsburgh ... named UC's Special Teams Player of the Week after blocking a punt and recovering a fumbled punt return at USF ... made three receptions for seven yards, highlighted by a four-yard scoring play vs. Connecticut ... notched an eight-yard catch vs. West Virginia ... registered a career-long 38-yard catch on his way to totaling 90 yards on four catches at Syracuse ... collected seven grabs for 86 yards, including a 26-yard catch and run, in the Papajohns.com Bowl.

2006: Saw action in all 13 games as a regular on special teams and on alternate at the tight end position ... made a reception in three of the first four games ... snagged three passes for 36 yards, including a 20-yard catch, at Virginia Tech ... had a career day, finishing with five catches for 68 yards and two touchdowns at West Virginia ... collected a 17-yard pick-up in the victory over USF ... caught a nine-yard pass vs. Rutgers ... played in 23 games as a walk-on for the basketball team ... Bearcat Academic Honor Roll (Winter 2007).

2005: One of two first-year freshmen to see action on offense ... played in all 11 games as a backup tight end ... caught a pair of passes for 72 yards, turning one into a 38-yard gain, at Penn State ... made receptions in six other games ... averaged 18 yards per catch, second-best on the team ... caught a seven-yard scoring pass vs. Connecticut ... joined the basketball team in early January ... saw action in each of the final 16 games as a backup to the forward positions.

University of Detroit Jesuit High School: First-team all-state selection as a senior for head coach Scott Merchant ... earned all-league, all-Catholic, and all-district honors ... recipient of team's offensive and defensive MVP awards ... rated the No. 17 player in Michigan by the *Detroit Free Press* ... selected for the East-West All-Star Game ... all-league selection in basketball as a junior and all-Catholic as a senior ... helped school to a district title as a junior.



Connor Barwin

Connor Alfred Barwin: Born Oct. 15, 1986 in Southfield, Mich. ... son of Tom Barwin and Margaret Bailey.

Academic Major: Secondary Education.

CAREER RECEIVING STATISTICS

Year	Rec.	Yards	Avg.	TD	Long
2005	8	144	18.0	1	38
2006	13	148	11.4	2	28
2007	31	399	12.9	2	38
Totals	52	691	13.3	5	38

SINGLE-GAME BESTS

Receptions	6 at Miami (OH) (9/15/07)
Yards	109 at Miami (OH) (9/15/07)
Long Reception	38 (twice) last at Syracuse (11/24/07)
Touchdowns	2 at West Virginia (11/11/06)



frank BECKER

OL | 6-3 | 295 | R-Fr. | Cincinnati, Ohio [Moeller]

69

2007: Redshirted.

Moeller High School: Captained head coach Bob Crable's squad to a Greater Catholic League South Division title as a senior ... twice honored as the GCL Defensive Lineman of the Year ... three-time all-GCL choice ... played in the Big 33 All-Star Game ... three-sport athlete garnered nine varsity awards ... Ohio Division I wrestling heavyweight champion as a senior ... finished with a 45-3 record, including a school-record 32 pins ... placed

among the top eight wrestlers in the state three years straight.

Francis John Becker: Born Feb. 17, 1989 ... son of Doug and Joan Becker ... father played linebacker for four years at Notre Dame and was selected by the Pittsburgh Steelers in the 1978 NFL Draft ... received his Eagle Scout award.

Academic Major: Exploratory Studies.



armon BINNS

WR | 6-4 | 200 | So. | Pasadena, Calif. [Pasadena]

80

2007: Competed in eight games as a true freshman on special teams and at wide receiver ... caught a nine-yard reception vs. Louisville.

Pasadena High School: Twice honored as an all-area and all-Pacific League pick ... led the Bulldogs with 39 receptions for approximately 800 yards and 11 touchdowns as a senior ... caught 20 passes for 350 yards and three scores as a junior for coach Kevin Mills ... three-sport standout in football, basketball, and track ... league champion in the high jump, long jump, and triple jump.

Armon T. Binns: Born Sept. 8, 1989 ... son of Mark Binns and Othella Kennedy ... brother Marques played at Oregon and Grambling State.

Academic Major: History.

CAREER RECEIVING STATISTICS

Year	Rec.	Yards	Avg.	TD	Long
2007	1	9	9.0	0	9



terrill BYRD

DT | 6-1 | 290 | Sr. | Cincinnati, Ohio [Colerain]

95

2007: Associated Press All-America selection ... repeated as a member of the all-BIG EAST first team in his third year as a starter ... honored as the defense's John Pease Award winner as the unit's most-outstanding lineman ... paced the squad with 17 tackles for loss and finished second with eight sacks ... Cincinnati's active leader with 32 career tackles for loss ... registered 11 tackles for loss over the final eight games of the season ... recorded three tackles, including a pair of sacks at Miami (OH) ... credited with 2.5 tackles for loss and five stops vs. Marshall ... notched five tackles at Rutgers ... tallied eight tackles vs. Louisville ... registered a career-day with nine stops vs. West Virginia ... ended the regular season with a team-high 3.5 tackles for loss at Syracuse ... totaled three tackles for loss, including two sacks in the Papajohns.com Bowl.

2006: First-Team All-BIG EAST Conference choice ... started every game, extending a string of 24 consecutive starts that he began as a true freshman ... recorded 8.5 tackles for loss and three sacks, ranking third and fourth, respectively ... earned team's Defensive Player of the Game award after notching two tackles and forcing a fumble at Louisville ... repeated as UC's Defensive Player of the Week by making a career-high five tackles at West Virginia ... had a pair of tackles for loss at Virginia Tech ... four tackles and 1.5 TFLs vs. Pittsburgh ... rated as the No. 54 defensive tackle nationally by Phil Steele's College Football.

2005: Made a significant contribution to the Bearcats defense as a first-year freshman ... shared the team Defensive Newcomer of the Year award ... became a starter at defensive



Terrill Byrd

tackle almost upon his arrival in preseason practice ... started all 11 contests and saw the most playing time of any of the defensive linemen ... fifth in tackles for loss (6.5) ... recorded a career-high five tackles vs. Rutgers ... notched four tackles, all solos, at Syracuse ... recovered a fumble at Pittsburgh.

Colerain High School: Selected National Defensive Player of the Year by Prep.com and Ohio Division I Defensive Player of the Year as a senior at Colerain High for then-head coach Kerry Coombs ... earned first-team all-Greater Miami Conference, all-city, and all-district honors after leading Colerain (15-0) to the state championship and a No. 5 national ranking ... recorded 178 tackles and 21 sacks ... three-year regular who helped school to three consecutive league titles, two district final appearances, and a 39-3 record.

Terrill R. Byrd: Born Oct. 8, 1986 ... son of Troy and Mary Byrd ... brother Tirrdell was a fellow starter on the defensive front at Colerain High and continued his career as a linebacker at Tennessee-Martin.

Academic Major: Criminal Justice.

CAREER DEFENSIVE STATISTICS

Year	Solo	Assist	Total	TFL	Yd	Sack	Yd	Int.	FF	FR	Ret	PBU	QBH
2005	11	11	22	6.5	21	0	0	0	0	1	0	1	1
2006	15	12	27	8.5	31	3.0	18	0	0	0	0	0	4
2007	37	19	56	17.0	77	8.0	56	0	0	0	0	0	6
Totals	63	42	105	32.0	129	11.0	74	0	0	1	0	1	11

SINGLE-GAME BESTS

Tackles	9 (twice) last vs. Southern Miss. (12/22/07)
Solo Tackles	8 vs. Southern Miss. (12/22/07)
Assisted Tackles	6 vs. West Virginia (11/17/07)
Tackles for Loss	3.5 at Syracuse (11/24/07)
Sacks	2 (twice) last vs. Southern Miss. (12/22/07)



josh CANAFAX

WR | 5-11 | 177 | So. | Covington, Ky. [Newport Central Catholic]

37

2007: Redshirted

2006: Attended Xavier University.

Newport Central Catholic High School: Lettered his last three years at Newport Central Catholic (2003-05) ... finished his career as his school's second all-time leading receiver with 82 receptions, 1,569 yards (19.1 ypc) ... set the school single-season records for receptions (64), yards (1,109), and touchdowns (16) as a senior helping the Thoroughbreds to a Kentucky Class A state championship ... earned honorable mention all-state and *Cincinnati Enquirer* first-team plaudits in 2005.

Joshua Ryan Canafax: Born November 11, 1987 ... son of Kevin and Jamie Canafax.

Academic Major: Pre-Business.



trevor CANFIELD

OL | 6-5 | 305 | Sr. | Cincinnati, Ohio [Western Hills]

76

2007: Garnered second-team all-BIG EAST recognition for the second-straight year ... moved from the right side to the left guard spot midway through the BIG EAST Conference schedule ... a starter in 25 consecutive games ... a member of the offense that averaged 36.4 points during the regular season.

2006: Named an all-BIG EAST Conference second-team selection ... started 12 of 13 games at right guard.

2005: Developed into a regular on the offensive line ... appeared in the final eight games at right guard, making three starts ... Topcat Scholar (Winter 2005).

2004: Redshirted.

Western Hills High School: Three-year starter on the offensive line for head coach Mike Irvin ... earned first-team all-Southwestern Ohio Public Schools League honors and was an honorable mention all-city and all-district pick as a senior ... winner of the team's Line of Scrimmage award ... team's outstanding offensive player and a second team all-league pick as a junior ... played varsity as a freshman and helped team qualify for the state playoffs.

Trevor David Canfield: Born Jan. 10, 1986 ... son of Terry Canfield and Rebecca Espich.

Academic Major: Criminal Justice.



Trevor Canfield



craig CAREY

DE | 6-4 | 251 | Jr. | Cincinnati, Ohio [Elder]

7

2007: Reserve quarterback who was talented enough to find his way on the field through the field goal, kickoff coverage, and punt teams ... played in all 13 games ... registered 11 tackles, exclusively on special teams ... notched three special teams tackles against Southeast Missouri State to earn UC's Special Teams Player of the Week honors ... garnered Special Teams Player of the Week honors after totaling three special teams tackles at San Diego State ... made two stops at Syracuse.

2006: Did not step under center in game conditions but did see action in three contests on kickoff and punt coverage ... recognized as Scout Team Offensive Player of the Week for the Virginia Tech game and Scout Team Specialist of the Week vs. USF.

2005: Redshirted ... made the travel squad for four of the six road games ... Bearcat Academic Honor Roll (Spring 2006).

Elder High School: Shared the Greater Catholic League Offensive Back of the Year honor as a senior under head coach Doug Ramsey ... completed 143-of-257 passes for 1,875 yards and seven touchdowns in his final prep campaign and gained 507 yards on 148 rushing attempts ... set school record for most yards passing in a game (396) ... helped Panthers to back-to-back state titles as a tight end his sophomore and junior seasons ... earned honorable mention all-district recognition and was named to the all-GCL South team as a punter as a junior.

Craig J. Carey: Born Oct. 9, 1986 ... son of Dan and Jane Carey ... brother Collin served as the backup quarterback at Cincinnati in 2003 and 2004 ... sister Courtney played soccer at Miami (OH).

Academic Major: Criminal Justice.

CAREER DEFENSIVE STATISTICS

Year	Solo	Assist	Total	TFL	Yd	Sack	Yd	Int.	FF	FR	Ret	PBU	QBH
2007	5	6	11	0	0	0	0	0	0	0	0	0	0

SINGLE-GAME BESTS

Tackles	3 (twice) last at San Diego State (9/29/07)
Solo Tackles	3 at San Diego State (9/29/07)
Assisted Tackles	2 at Syracuse (11/24/07)



Craig Carey



obadiah CHEATHAM

LB | 6-1 | 230 | So. | Cincinnati, Ohio [Shroder Paideia Academy]

Obadiah Cheatham
#57

57

2007: Totaled seven tackles as a reserve linebacker and member of the kickoff coverage unit ... tallied three tackles vs. Oregon State ... carded two stops at Miami (OH) ... made two stops at San Diego State.

2006: Redshirted ... earned Scout Team Defensive Player of the Week honors for his efforts prior to the Pittsburgh game ... Bearcat Academic Honor Roll (Fall 2006).

Shroder Paideia Academy: Four-time all-Southwest Ohio Public League honoree for head coach Clint Kirker ... earned first-team all-district, all-city, and all-state honors as a senior ... named the SWOPL Defensive Player of the Year in 2005 ... an honorable mention all-state pick as a junior ... also lettered in basketball, wrestling, and track ... member of the National Honor Society.

Obadiah Arron Israel Cheatham: Born April 21, 1988 ... son of Denise Wilburn ... uncle Lonnie Ingram played football and baseball at Defiance College.

Academic Major: Psychology.

CAREER DEFENSIVE STATISTICS

Year	Solo	Assist	Total	TFL	Yd	Sack	Yd	Int.	FF	FR	Ret	PBU	QBH
2007	4	3	7	0	0	0	0	0	0	0	0	0	0

SINGLE-GAME BESTS

Tackles	3 vs. Oregon State (9/6/07)
Solo Tackles	2 at Miami (OH) (9/15/07)
Assisted Tackles	2 vs. Oregon State (9/6/07)



Obadiah Cheatham



thomas CLAGGETT

DL | 6-2 | 290 | Sr. | Temple Hills, Md. [Frederick Douglass]

Thomas Claggett
#75

75

2007: Worked with the offensive line before returning to the defensive side during the preseason ... saw action in each of the first three games of the season ... registered a tackle for loss at Miami (OH).



Thomas Claggett

2006: Saw action in eight contests as part of the defensive line rotation ... totaled three tackles ... garnered Scout Team Defensive Player of the Week before the USF game.

2005: Saw action in all 11 games as a true freshman ... made three starts, at Pittsburgh, vs. Connecticut, and Louisville ... recorded a career-high six tackles including three solos, a quarterback sack, and a pass breakup vs. Connecticut.

Frederick Douglass High School: Received first-team all-state honors as a senior for head coach J.C. Pinkney ... earned all-county and all-league honors and was named to the prestigious All-Metro Golden 11 ... selected for the Prince George County All-Star Game after recording 85 tackles, 15 tackles for loss, six sacks and three fumble recoveries for the Eagles ... turned in all-county and all-Metro honors as a junior.

Thomas G. Claggett: Born July 30, 1987 ... son of Sharon Claggett.

Academic Major: History.

CAREER DEFENSIVE STATISTICS

Year	Solo	Assist	Total	TFL	Yd	Sack	Yd	Int.	FF	FR	Ret	PBU	QBH
2005	11	7	18	2.5	3	1.0	0	0	2	0	0	1	0
2006	1	2	3	0	0	0	0	0	0	0	0	0	0
2007	1	0	1	1.0	2	0	0	0	0	0	0	0	0
Totals	13	9	22	3.5	5	1.0	0	0	2	0	0	1	0

SINGLE-GAME BESTS

Tackles	6 vs. Connecticut (10/15/05)
Solo Tackles	3 vs. Connecticut (10/15/05)
Assisted Tackles	3 vs. Connecticut (10/15/05)
Tackles for Loss	1.5 vs. Western Carolina (9/17/05)
Forced Fumbles	1 (twice) last vs. Connecticut (10/15/05)



tyler CLIFFORD

DE | 6-4 | 240 | Jr. | Portsmouth, Ohio [Portsmouth]

Tyler Clifford

91

2007: Competed in two games ... made his lone tackle at Miami (OH).

2006: Did not see game action ... contributed on scout teams where he earned Scout Team Offensive Player of the Week honors for his work before the Miami (OH) and Connecticut games.

2005: Redshirted ... forced to sit out the season after undergoing surgery following the Ohio North-South All-Star Game ... Bearcat Academic Honor Roll (Spring 2006).

Portsmouth High School: First-team all-area, all-district, and honorable mention all-state performer as a senior ... coached by his father Curt Clifford ... two-way player at defensive end and tight end who helped the Trojans to back-to-back regional final appearances his freshman and sophomore seasons and a playoff berth his senior year ... team's top tackler as a junior (81) ... helped the basketball team to two district final trips ... earned all-district honors in basketball.

Tyler Wayne Clifford: Born Feb. 8, 1986 ... son of Curt and Mary Clifford ... father played football at Wilmington College ... sister Courtney was a member of the UNC-Charlotte tennis team.

Academic Major: Criminal Justice.



c.j. COBB

OL | 6-4 | 315 | So. | Jacksonville, Fla. [Sandalwood]

Cj Cobb

70

2007: Made his collegiate debut against Southeast Missouri State as a reserve offensive tackle ... contributed up front in all 13 games on field goal and point-after units.

2006: Redshirted ... named Scout Team Player of the Week for his efforts the weeks of the Eastern Kentucky and Miami (OH) games.

Sandalwood High School: Earned all-league honors as a senior for head coach Adam Geis ... garnered second-team all-Coast Area accolades in 2005 for the Saints ... received first-team academic all-conference recognition ... inducted into the National Association of American High School Students.

Clinton Jarelle Cobb: Born March 24, 1988 ... son of Clinton and Beverly Cobb.

Academic Major: Communications.



zach COLLAROS

QB | 6-1 | 205 | R-Fr. | Steubenville, Ohio [Steubenville]

Zach Collaros

12

2007: Redshirted.

Steubenville High School: Compiled a 41-1 record in three years as the starting signal

caller for coach Reno Soccoccia ... Ohio's Division III Player of the Year in 2006 ... named to the EA Sports All-American Third Team after completing 68 percent (136-of-201) of his pass attempts for 2,550 yards and 30 TDs and only four interceptions ... also accrued 720 rushing yards, including 15 scores ... two-way player compiled three returns for touchdowns as a senior ... broke every Big Red passing record on his way to a 30-0 mark and back-to-back state titles over his final two years.

Zachary J. Collaros: Born Aug. 27, 1988 ... son of Dean and Michelle Collaros.

Academic Major: Exploratory Studies.



michael COOKE

P | 6-2 | 210 | R-Fr. | Cincinnati, Ohio [Elder]

Michael Cooke

41

2007: Redshirted.

Elder High School: Named first-team all-city by the *Cincinnati Enquirer* after averaging approximately 40 yards per punt as a senior ... received first-team all-Southwest District and Greater Catholic League Punter of the Year accolades in 2006 ... notched a career-long 62 yarder as a senior for head coach Doug Ramsey's squad ... landed five punts inside the opposition's 20 yard line and had two punts of more than 50 yards on the year.

Michael Cooke: Born Nov. 5, 1988 ... son of Robert Cooke and MaryAnn Pauzeca.

Academic Major: Marketing.



torry CORNETT

LB | 6-2 | 235 | Sr. | Columbus, Ohio [Prairie View A&M]

Torry Cornett

49

2007: Competed in every game on special teams and at defensive end ... totaled 10 tackles, including 2.5 for loss ... assisted on a tackle behind the line of scrimmage vs. Southeast Missouri State ... recorded two stops vs. Marshall ... made his first collegiate start at Pittsburgh where he tallied four stops, including one for loss ... carded one stop at USF ... notched a tackle at Syracuse ... registered a tackle in the Papajohns.com Bowl.

2006: Saw action in all but one game, playing on the special teams and the short-yardage unit ... recorded five tackles ... won the team Special Teams Player of the Week award for the Eastern Kentucky game.

2005: Spent season working with the scout team and learning the UC offense while sitting out of competition following his transfer from Prairie View A&M.

Prairie View A&M: Originally signed to play basketball ... started 10 games for the Panthers as a freshman in 2004-05 ... averaged 6.0 points and 2.8 rebounds.

Independence High School: Earned all-state honors in both football and basketball as a senior ... three-time first-team all-city selection for head coaches Marvin Bohannon and Alan Jones ... four-year regular as a linebacker, tight end, and kicker who led the school to four straight league championships and state playoff berths ... first-team all-city, all-district, and all-state in basketball as a senior ... voted class president his sophomore and senior years.

Torry Roddy Cornett: Born Jan. 12, 1986 ... son of Terry and Joy Cornett ... uncle Ken Lanier played offensive tackle for 14 seasons, primarily with the Denver Broncos ... cousin Roger Harper played for the Atlanta Falcons.

Academic Major: Communications.



Torrey Cornett

CAREER DEFENSIVE STATISTICS

Year	Solo	Assist	Total	TFL	Yd	Sack	Yd	Int.	FF	FR	Ret	PBU	QBH
2006	1	4	5	0	0	0	0	0	0	0	0	0	0
2007	5	5	10	2.5	7	0.5	3	0	0	0	0	0	1
Totals	6	9	15	2.5	7	0.5	3	0	0	0	0	0	1

SINGLE-GAME BESTS

Tackles 4 at Pittsburgh (10/20/07)
 Tackles for Loss 1.0 (twice) last at Pittsburgh (10/20/07)



nick DeFILIPPO

DE | 6-2 | 245 | Sr. | London, Ohio [London]

34

2007: Moved from linebacker to tight end prior to the season ... competed in nine games as a reserve tight end and on kickoff return ... tallied one tackle on special teams against Miami (OH).

2006: Saw action in 12 games as a member of the special teams ... recorded four solo tackles ... Scout Team Defensive Player of the Week for the Virginia Tech game ... Bearcat Academic Honor Roll (Spring 2007).

2005: Contributed in two games as a reserve and on the kicking teams.

2004: Redshirted ... Bearcat Academic Honor Roll (Fall 2004, Winter 2005, Spring 2005) ... C-USA Commissioner's Honor Roll (2004-05).

London High School: First-team all-state selection and county Player of the Year as a senior for head coach Mike Wilson ... two-time all-county and all-district performer ... rushed for over 2,000 yards as a senior and compiled over 250 career tackles.

Nick James DeFilippo: Born Jan. 8, 1986 ... son of Philip and Linda DeFilippo.

Academic Major: Marketing.



Nick DeFilippo



alex DELISI

LB | 6-2 | 225 | R-Fr. | Clarkston, Mich. [St. Mary's Prep]

39

2007: Redshirted.

St. Mary's Preparatory High School: Named a Division II all-state selection by both the *Detroit Free Press* and *Detroit News* ... totaled 163 tackles, 12 for loss, seven sacks, four forced fumbles and four fumble recoveries during his senior season ... listed on the *Detroit News'* Blue Chip List ... three-year letterwinner for coach George Porritt ... member of state finalist squad as a sophomore.

Alexander C. Delisi: Born April 1, 1989 ... son of Robert and Sandra Delisi ... member of the National Society for High School Scholars.

Academic Major: Finance.



tom DeTEMPLE

LS | 6-2 | 225 | R-Fr. | Cincinnati, Ohio [Moeller]

96

2007: Redshirted.

Moeller High School: Won the Crusaders' Zaferes Award as Special Teams Player of the Year in his final season ... four-year player for head coach Bob Crable ... member of

the Greater Catholic League South Division championships as a senior ... manager of the basketball team for four years, including the 2006-07 state championship season.

Thomas Patrick DeTemple: Born Jan. 26, 1989 ... son of Louie and Jeanie DeTemple ... brother Willie plays on the John Carroll University men's golf team.

Academic Major: Exploratory Studies.



khalil EL-AMIN

OL | 6-4 | 312 | Sr. | Cincinnati, Ohio [Purcell Marian]

Khalil El-Amin #79

79

2007: Started four consecutive games at right tackle, beginning with the Oregon State game ... served as starting right tackle in final seven regular season games.

2006: Served as a backup to the offensive tackle positions ... injuries limited him to one game ... Scout Team Offensive Player of the Week for the Ohio State game.

2005: Saw action in six games ... played extensively at right tackle in the season finale at Rutgers ... Bearcat Academic Honor Roll (Fall 2005).

2004: Redshirted ... Bearcat Academic Honor Roll (Fall 2004).

Purcell Marian High School: Two-time all-Ohio selection for head coach Tom Stickley's squad ... four-year regular who earned all-Greater Catholic League North, all-city, and all-district honors each of his final two seasons for the Cavaliers.

Khalil Hassan El-Amin: Born Dec. 22, 1985 ... son of Hassan and Evelyn El-Amin.

Academic Major: Marketing.



Khalil El-Amin



delbert FERGUSON

LB | 6-1 | 230 | Sr. | Youngstown, Ohio [Warren Harding]

Delbert Ferguson

3

2007: Reserve outside linebacker ... totaled 14 stops in spot duty on defense and special teams ... notched two tackles against Oregon State ... registered a season-high three stops at Rutgers ... tallied two tackles vs. Louisville ... made two stops at Pittsburgh ... collected one solo each vs. West Virginia and at Syracuse ... made a tackle in the Papajohns.com Bowl.

2006: Competed in 11 games, mostly on the special teams ... recorded a pair of solo tackles in the season opener against Eastern Kentucky ... Topcat Scholar (Winter 2007).

2005: Team's depth at running back kept him from getting on the field ... a valuable contributor in practice ... shifted to linebacker during the last half of the season.

2004: Redshirted ... worked to rehab a fractured leg sustained in high school ... Bearcat Academic Honor Roll (Fall 2004) ... C-USA Commissioner's Honor Roll (2004-05).

Warren Harding High School: Helped head coach Thom McDaniel's squad to an 11-1 record and trip to the regional finals of the Ohio Division I playoffs as a senior in 2003 ... suffered a broken leg in the ninth game of the 2003 season ... attended Youngstown Ursuline High for his first three years ... helped Ursuline to the state Division II title in 2000 and a runner-up finish in 2002 ... earned first-team all-Ohio honors in 2001 and 2002, also garnering all-league and all-district recognition in each of those seasons ... rushed for 4,982 yards and 60 touchdowns during his prep career.

Delbert Philip Ferguson: Born Oct. 3, 1985 ... son of Walter and Deborah Ferguson.

Academic Major: Finance.



Delbert Ferguson

CAREER DEFENSIVE STATISTICS

Year	Solo	Assist	Total	TFL	Yd	Sack	Yd	Int.	FF	FR	Ret	PBU	QBH
2005	0	0	0	0	0	0	0	0	0	0	0	0	0
2006	2	0	2	0	0	0	0	0	0	0	0	0	0
2007	6	8	14	1.0	2	0	0	0	0	0	0	0	0
Totals	8	8	16	1.0	2	0	0	0	0	0	0	0	0

SINGLE-GAME BESTS

Tackles	3 at Rutgers (10/6/07)
Solo Tackles	2 vs. Eastern Kentucky (9/2/06)
Assisted Tackles	3 at Rutgers (10/6/07)
Tackles for Loss	0.5 (twice) last vs. Louisville (10/13/07)



t.j. FRANKLIN

OL | 6-5 | 284 | R-Fr. | Maryville, Tenn. [Knoxville Catholic]

T.J. Franklin #65

65

2007: Redshirted.

Knoxville Catholic High School: Selected all-state by both the coaches and sportswriters' association ... invited to play in the Tennessee vs. Kentucky All-Star game ... named to the Knoxville Football League first team ... twice recognized with all-region mention ... four-year letterwinner ... Fighting Irish finished 45-5 over his prep career ... advanced to the state quarterfinals three times ... three-sport athlete.

Thomas Joel Franklin: Born Dec. 27, 1988 ... son of Stephen and Mary Franklin ... older brother, Chris, competed on the Tennessee men's swimming and diving team ... mother was a member of the swim team at Texas Tech.

Academic Major: Criminal Justice.



drew FREY

DB | 6-3 | 210 | R-Fr. | Wilmington, Ohio [Clinton-Massie]

Drew Frey

26

2007: Redshirted after being sidelined with an injury during the preseason.

Clinton-Massie High School: Combined for 3,455 yards rushing and receiving and accounted for 354 points during his final two seasons for coach Dan McSurley ... rushed for 1,493 yards as a senior after totaling 1,574 yards on the ground the previous year ... set school records for most all-purpose yards in a game (347) and single-season scoring with 187 points (25 TDs, 31 PATs and 2 FGs) ... owns four school track and field records ... wrapped up senior year with state titles in the long jump and as a member of the 4x100 meter relay team ... honored as an all-Ohio track athlete seven times ... senior class of 2007 Valedictorian.

Andrew William Frey: Born Feb. 22, 1989 ... son of Doug and Sheila Frey ... National Honor Society member ... father played four years of basketball at Wilmington College.

Academic Major: Engineering.



marshwan GILYARD

WR | 6-1 | 190 | Jr. | Palm Coast, Fla. [Flagler Palm Coast]

marshwan Gilyard #1

1

2007: Returned to the team as a scholarship player after sitting out the 2006 season because of academic reasons ... started at wide receiver in seven of the 12 games in which he played ... notched a pair of 100-yard receiving games and finished the season third on the team with 36 catches for 536 yards and three touchdowns ... made a splash in the season opener by totaling eight receptions for 134 yards, including a 56-yard score against Southeast Missouri State ... blocked a punt in back-to-back games against Oregon State and at Miami (OH) ... notched a 14-yard catch and a 30-yard punt return vs. Oregon State ... totaled 43 all-purpose yards on two receptions for 10 yards, a 19-yard kickoff return and a 14-yard punt return at Miami (OH) ... tallied four catches for 44 yards vs. Marshall ... finished with five grabs for 97 yards, including a 27-yard touchdown at Rutgers ... registered three receptions for 38 yards against Louisville ... snared three receptions for 100 yards, including a 76-yarder, before the half, at USF ... returned kickoffs in each of his last three games ... returned two kickoffs 55 yards vs. West Virginia ... missed the regular season finale due to injury ... returned a combined two kickoffs for 69 yards, including a career-long 42-yarder in the PapaJohns.com Bowl.

2006: Redshirted ... winner of the Scout Team Special Teams Player of the Year Award.

2005: Emerged as a steady contributor in the secondary and on special teams ... became a backup at cornerback ... recorded seven tackles, six solos ... had three tackles, all solos, vs. Pittsburgh ... broke off a 60-yard kick return vs. Miami (OH), his first college return and the longest by a Bearcat since 2002 ... averaged a team-leading 25.1 yards on seven returns.

Flagler Palm Coast High School: First-team Class 5A all-state selection ... helped school to an 8-2 record and a spot in the state playoffs as a senior for coach Steve Allen ...



Marshwan Gilyard

capped his career with over 2,500 yards and 30 touchdowns ... named MVP of the Florida Coast All-Star Game ... three-time all-league and all-area selection in track and field.

Marshwan Gilyard: Born Dec. 2, 1986 ... son of Addison Morgan and Viola Crudup.

Academic Major: Exploratory Studies.

CAREER RECEIVING STATISTICS

Year	Rec.	Yards	Avg.	TD	Long
2005	0	0	—	0	0
2006	0	0	—	0	0
2007	36	536	14.9	3	76
Totals	36	536	14.9	3	76

SINGLE-GAME BESTS

Receptions	8 vs. Southeast Missouri State (8/30/07)
Receiving Yards	134 vs. Southeast Missouri State (8/30/07)
Long Reception	76 at USF (11/3/07)
Touchdowns	1 (three times) last at Rutgers (10/6/07)
Long Kickoff Return	42 vs. Southern Miss. (12/22/07)



john GOEBEL

RB | 6-1 | 225 | So. | Milford, Mich. [Brother Rice]

John Goebel
#22

22

2007: Redshirted ... garnered the program's offensive Scout Team Player of the Year recognition for a second consecutive season.

2006: Entered the program as a running back and moved to the defensive side early in the season ... competed in all 13 games as a member of the kickoff and punt teams ... earned a share of UC's Scout Team Player of the Year award ... named Scout Team Player of the Week for the Pittsburgh game ... Bearcat Academic Honor Roll (Fall 2006, Winter 2007).

Brother Rice High School: First-team all-state selection as a senior for head coach Al Fracassa ... helped the Warriors to a 12-2 record and the 2005 Division II state championship ... rushed for 1,917 yards, averaging 7.4 yards per carry, and 18 touchdowns and finished with 2,145 all-purpose yards and 21 TDs in his final campaign ... two-way performer who made 67 tackles, five pass breakups and had four interceptions and two fumble recoveries as a safety ... captain of the *Detroit Free Press* All-State Dream Team and was honored on the *Detroit News* Dream Team ... ranked No. 13 on the *Detroit Free Press* Michigan Fab 50 Football Prospects ... rushed for 1,173 yards as a junior to earn first team all-league and all-Catholic recognition ... boasted perfect attendance from grades 6-12.

John Henry Goebel: Born Nov. 19, 1987 ... son of Karl and Kristin Goebel ... older brother, Mark played football at Michigan State.

Academic Major: Finance.



dominick GOODMAN

WR | 6-1 | 210 | Sr. | Cincinnati, Ohio [Colerain]

Dominick Goodman

16

Career: Fourth on Cincinnati's career receiving list with 120 grabs ... stands 10th in school history with 1,484 career receiving yards ... his 15 career touchdown catches are

third-most in UC annals ... owns a string of 20 straight games with a catch ... has tallied two touchdown catches in each of his two bowl appearances.

2007: Honored with the team's Receiver of the Year Award ... team-high 68 catches are fourth-most in a season in the UC record book ... UC-best 869 receiving yards rank eighth in school record books ... collected eight touchdown grabs ... averaged 20.4 yards on 13 kickoff returns ... amassed 101 yards on seven catches, with a pair of 11-yard touchdown grabs at San Diego State ... made a diving 15-yard catch in the end zone and finished with 33 yards on three catches at Rutgers ... amassed career-highs with 11 catches for 141 yards, including a 24-yard touchdown vs. Louisville ... registered four catches for 36 yards, including a 16-yard touchdown at USF ... totaled eight grabs for 127 yards, highlighted by a 37-yard scoring play vs. Connecticut ... carded 64 yards on four receptions vs. West Virginia ... came two yards shy of recording his fourth 100-yard receiving game at Syracuse, with eight catches for 98 yards ... collected seven catches for 95 yards, including touchdowns of 14 and five yards in the Papajohns.com Bowl.

2006: Team's leading receiver with 40 catches, including five for touchdowns ... finished third on the team in receiving yards (452) ... received UC's Special Teams Player of the Year honors ... ranked fourth in the BIG EAST and 20th nationally in kickoff return yardage (25.8) ... carded a career-long 58-yard return vs. Miami (OH) ... 53-yard return at Ohio State earned him UC's Special Teams Player of the Week ... MVP of the International Bowl after making seven catches for 109 yards and two TDs ... registered nine games with multiple receptions ... opened the season with a four-catch, 48-yard performance, including two scores, vs. Eastern Kentucky ... recorded a career-high eight receptions for 70 yards vs. Pittsburgh, earning team Offensive Player of the Week honors ... made the game-tying TD catch with 2:19 left in the win at Connecticut, finishing the day with five receptions for 50 yards.

2005: Played in nine games ... recorded five receptions for 64 yards and caught a TD pass at Miami (OH) ... tallied three catches for 59 yards, including a 46-yard play vs. West Virginia ... caught a 25-yard TD pass at USF ... finished second on the team in all-purpose yards with 578 ... Bearcat Academic Honor Roll (Spring 2006).

Colerain High School: Garnered all-America honors after directing Kerry Coombs' squad to the Ohio Division I title and a No. 5 ranking nationally by *USA Today* ... rushed for over 2,000 yards and 30 TDs, averaging 8.4 yards a carry and completed 28-of-44 passes for 584 yards and six scores ... MVP of the Cardinals' state title game after rushing for a then-record 259 yards and four TDs.

Dominick Wendell Goodman: Born Feb. 1, 1987 ... son of Don and Angela Goodman ... father played fullback at Cincinnati in 1982-83 before going on to the NFL.

Academic Major: History.

CAREER RECEIVING STATISTICS

Year	Rec.	Yards	Avg.	TD	Long
2005	12	163	13.6	2	46
2006	40	452	11.3	5	31
2007	68	869	12.8	8	37
Totals	120	1484	12.4	15	46

CAREER KICKOFF RETURN STATISTICS

Year	Rec.	Yards	Avg.	TD	Long
2005	21	393	18.7	0	31
2006	21	541	25.8	0	58
2007	13	265	20.4	0	26
Totals	55	1199	21.8	0	58

SINGLE-GAME BESTS

Receptions	11 vs. Louisville (10/13/07)
Receiving Yards	141 vs. Louisville (10/13/07)
Long Reception	46 vs. West Virginia (11/9/05)
Receiving Touchdowns	2 (three times) last vs. Southern Miss. (12/22/07)
Kickoff Returns	5 at Pittsburgh (10/8/05)
Kickoff Return Yards	94 at Louisville (10/14/06)
Long Kickoff Return	58 vs. Miami (OH) (9/30/06)



Dominick Goodman



sam GRIFFIN

OL | 6-5 | 255 | So. | Englewood, N.J. [Don Bosco Prep]

Samuel Griffin

66

2007: Rookie found the field in two games at left tackle ... promising blocker ... provided depth to the roster without utilizing a redshirt.

Don Bosco Prep High School: Instrumental in the Ironmen's 12-0 record and 2006 state title run ... twice named to the all-North New Jersey Interscholastic League first team ... second-team all-county as a senior after receiving third-team all-county honors as a junior ... member of the league championship squad in each of his final three seasons ... three-year varsity letterwinner for head coach Greg Toal.

Samuel E. Griffin: Born Aug. 4, 1989 ... son of Betty Hannah-Griffin.

Academic Major: Exploratory Studies.



dustin GRUTZA

QB | 6-2 | 215 | Sr. | Maysville, Ky. [Mason County]

Dustin Grutza #4

4

2007: Capable signal caller who provided a steady presence as the backup quarterback ... given the starting nod minutes before kickoff on two occasions ... garnered BIG EAST Conference Offensive Player of the Week plaudits after completing 25-of-35 passes for 290 yards and two touchdowns, and rushing for 16 yards at Miami (OH) ... tallied 28 yards on six carries and 142 yards on 14-of-20 passing with two scoring throws vs. Marshall.

2006: Named the No. 1 signal caller at the end of the preseason and started the first

10 games ... completed 60.9 percent of his attempts for the fourth-best single-season completion percentage by a UC passer ... tossed a touchdown pass in six of the first seven games ... completed 9-of-15 passes for 161 yards, including a 51-yarder vs. Eastern Kentucky ... connected on 21-of-35 attempts for 189 yards and a touchdown along with two interceptions against Pittsburgh ... completed 18-of-22 pass attempts for 202 yards, including a 22-yard touchdown at Ohio State ... recorded 302 yards of total offense vs. Akron, throwing for 230 yards on 16-of-24 passing and rushing for another 72 yards, to earn UC's Offensive Player of the Week honors ... went 10-of-27 passing for 129 yards and totaled a career-high 74 rushing yards at Louisville ... hit on 11-of-18 passes for 105 yards against USF ... completed 13-of-18 passes for 205 yards and a touchdown vs. Syracuse to earn BIG EAST Offensive Player of the Week honors ... snapped his streak of 21 consecutive starts when he missed the Rutgers game due to injuries sustained the previous week at West Virginia ... went 6-for-9 for 59 yards passing at Connecticut ... completed 1-of-2 passes for seven yards and rushed for 22 in the International Bowl victory over Western Michigan ... Bearcat Academic Honor Roll (Spring 2007).

2005: Started under center in all 11 games ... winner of the team's Offensive Newcomer of the Year award ... completed 56 percent of his passes for 1,799 yards and 11 touchdowns to finish with a 111.1 passing efficiency rating ... completed 17-of-26 passes for 176 yards and two TDs in the season opener vs. Eastern Michigan, earning BIG EAST Conference Offensive Player of the Week honors ... passed for a career-high 286 yards at Penn State, completing 27-of-47 passes, also single-game bests ... registered a 65.3 completion percentage for 520 yards over his final three games ... Bearcat Academic Honor Roll (Fall 2005, Winter 2006).

2004: Redshirted ... winner of the Offensive Scout Team Player of the Year award.
Mason County High School: Three-year starting quarterback for head coach David Buchanan ... amassed career totals of 8,004 passing yards—the eighth-highest total in Kentucky prep history — and 82 touchdowns while rushing for 1,302 yards and 38 scores ... completed 63 percent of his passes ... recorded a 35-6 mark as a starting quarterback ... recorded 4,014 yards total offense and 52 touchdowns as a senior while helping his team to the state semifinals ... first-team all-league pick his junior and senior seasons ... rated as the No. 21 player in Kentucky by *Super Prep* ... led Mason County High School to a 35-2 record and the state championship in 2002-03 as the squad's point guard in basketball ... earned all-region honors and was named to the state all-tournament team ... National Honor Society member and recipient of the school's Distinguished Student Award his sophomore and junior years ... a 4.0 honor roll student for his high school career ... active in the school chorus.



Dustin Grutza

Dustin James Grutza: Born July 29, 1986 ... son of Bob and Gwynn Grutza.
Academic Major: Industrial Management.

CAREER PASSING STATISTICS

Year	Att.	Comp.	Pct.	Int.	Yards	TD	Long	Effic.
2005	300	168	.560	11	1,799	11	56	111.1
2006	225	137	.609	13	1,632	9	51	123.5
2007	55	39	.709	0	432	4	34	160.9
Totals	580	344	.593	24	3,863	24	56	120.6

CAREER RUSHING STATISTICS

Year	Att.	Yards	Avg.	TD	Long
2005	106	28	0.3	2	21
2006	85	246	2.9	0	29
2007	11	44	4.0	0	19
Totals	202	318	1.6	2	29

SINGLE-GAME BESTS

Pass Attempts	47 at Penn State (9/10/05)
Completions	27 at Penn State (9/10/05)
Passing Yards	290 at Miami (OH) (9/15/07)
Long Pass	56 at Pittsburgh (10/8/05)
Passing Touchdowns	2 (six times) last vs. Marshall (9/22/07)
Rushing Attempts	17 at Louisville (10/14/06)
Rushing Yards	74 at Louisville (10/14/06)
Long Rush	29 at Louisville (10/14/06)



ben GUIDUGLI

TE | 6-2 | 241 | So. | Ft. Thomas, Ky. [Highlands]

Ben Guidugli

19

2007: Appeared in five contests at tight end and on special teams ... registered two catches for 20 yards, including a seven-yard touchdown vs. Southeast Missouri State.
2006: Redshirted ... recognized as Scout Team Player of the Week for his efforts leading up to the Eastern Kentucky and Pittsburgh contests.

Highlands High School: First-team all-state selection as a senior for head coach Dale Mueller ... amassed 1,050 yards and had six touchdown receptions ... three-year regular who helped team to a state championship as a junior after a runner-up finish his sophomore season ... a second-team all-state linebacker as a junior, catching 10 touchdown passes and returning three interceptions for scores.

Benjamin Antonio Guidugli: Born Oct. 22, 1987 ... son of Dave and Sherry Guidugli ... brother Gino was a four-year starting quarterback at UC who led the Bearcats to three bowl games ... brother Jeff played wide receiver at Southeastern Louisiana.

Academic Major: Communications.

CAREER RECEIVING STATISTICS

Year	Rec.	Yards	Avg.	TD	Long
2007	2	20	10.0	1	13

SINGLE-GAME BESTS

Receptions	2 vs. Southeast Missouri State (8/30/07)
Receiving Yards	20 vs. Southeast Missouri State (8/30/07)
Long Reception	13 vs. Southeast Missouri State (8/30/07)
Touchdowns	1 vs. Southeast Missouri State (8/30/07)



Ben Guidugli



reuben HALEY

DB | 6-1 | 175 | R-Fr. | Cincinnati, Ohio [Mount Healthy]

Rx. Haley #23

23

2007: A walk-on in the defensive secondary.

Mount Healthy High School: Selected to play in Cincinnati's East-West All-Star Game following his senior season ... set a program record with 14 pass breakups during his lone campaign with the Owls ... registered 37 tackles on his way to all-Fort Ancient Valley Conference accolades in 2006 ... garnered all-FAVC honors in track and field and was named the 2007 FAVC Runner of the Year.

Reuben Xavier Haley: Born August 10, 1988 ... son of Marian Clark and Robert Haley.
Academic Major: Health promotions.



tomaz HILTON

LB | 6-3 | 215 | R-Fr. | Youngstown, Ohio [The Rayen School]

38

2007: Redshirted.

The Rayen School: Hauled in 40 passes for 900 receiving yards and nine TDs in two years for the Tigers ... totaled 63 tackles and four punt returns for touchdowns over his career ... twice named all-league for coach Brian Shaner.

Tomaz Daniel Hilton: Born Sept. 27, 1989... son of Janice and Thomas Hilton.

Academic Major: Criminal Justice.



alex HOFFMAN

OL | 6-7 | 280 | R-Fr. | Indianapolis, Ind. [Cathedral]

59

2007: Redshirted.

Cathedral High School: Major cog for coach Jim O'Hara's Division 4A state champions ... keyed Fighting Irish's back-to-back city championships ... garnered all-State honors as a junior and again as a senior ... named top offensive lineman in Indiana as a junior ... received high academic honors all four years of high school.

Alexander Edward Hoffman: Born Aug. 8, 1988 ... son of Kathy and Gene Hoffman.

Academic Major: Pre-pharmacy.



adam HOPPEL

DL | 6-2 | 300 | Sr. | Lisbon, Ohio [Beaver Local]

67

2007: Anchored the defensive front as a starter in all 13 games ... ranked second among Cincinnati's defensive tackles and 13th on the team in tackles with 38 ... collected four tackles vs. Oregon State ... made two stops, including a sack at San Diego State ... a consistent performer, he notched three tackles in each of the first four BIG EAST games of the year ... charted three tackles, with a sack at Rutgers ... carded three stops vs. Louisville ... made three solo tackles at Pittsburgh ... finished with three tackles and a fumble recovery at USF ... intercepted a batted pass and returned it 16 yards vs. Connecticut to set up an ensuing score that gave UC a 13-0 lead ... tallied a season-high five stops vs. West Virginia ... collected four tackles, including 1.5 sacks at Syracuse ... provided a career-high seven tackles, including a sack in the Papajohns.com Bowl.

2006: Joined the starting lineup for three of the final five contests ... recorded five tackles, three of them solos, vs. USF in his first start ... honored as the Scout Team Defensive Player of the Week at Louisville and then made a pair of stops in the game ...

hurried the pass that led to an interception and 84-yard touchdown return in the win over Rutgers ... collected two tackles at West Virginia.

2005: Provided depth to the defensive line ... saw action in four games.

2004: Redshirted.

Beaver Local High School: Eastern Ohio District Player of the Year and a second-team all-Ohio selection as a senior, under the coaching of Rich Wright ... earned all-Eastern Ohio District honors in each of his final three seasons ... named area player of the year by the *East Liverpool Journal* ... amassed 217 career tackles and 26 sacks ... Ohio Division II wrestling champion in 2002 and a runner-up in 2003.

Adam Lee Hoppel: Born May 30, 1985 ... son of Carl and Patty Hoppel ... father was a three-time state wrestling champion ... uncle Jim Hoppel wrestled at Bowling Green and is a member of the Falcons' Athletic Hall of Fame ... cousin Mark Hoppel was an NCAA Division III wrestling national champion at Muskingum.

Academic Major: Marketing.

CAREER DEFENSIVE STATISTICS

Year	Solo	Assist	Total	TFL	Yd	Sack	Yd	Int.	FF	FR	Ret	PBU	QBH
2005	0	0	0	0	0	0	0	0	0	0	0	0	0
2006	6	6	12	0.5	2	0.5	2	0	0	0	0	0	2
2007	23	15	38	6.5	49	4.0	44	1	0	0	0	0	3
Totals	29	21	50	7.0	51	4.5	46	1	0	0	0	0	5

SINGLE-GAME BESTS

Tackles	7 vs. Southern Miss. (12/22/07)
Solo Tackles	4 vs. Southern Miss. (12/22/07)
Assisted Tackles	3 vs. Southern Miss. (12/22/07)



Adam Hoppel



charley HOWARD

WR | 6-3 | 205 | Jr. | Gahanna, Ohio [Lincoln]

87

2007: A consistent performer who started three games and saw action in all 13 contests ... totaled seven catches for 94 yards, with one touchdown grab ... tallied 10 tackles on special teams ... rushed one time for 15 yards in his collegiate debut vs. Southeast



Charley Howard

Missouri State ... made his first catch, a 14-yarder at San Diego State ... named UC's Special Teams Player of the Week for his performance at Rutgers ... carded a five-yard grab at Pittsburgh ... caught two passes for 35 yards, including a six-yard touchdown vs. Connecticut ... registered a catch for 16 yards at Syracuse ... snared two passes for 24 yards, including a 16 yarder in the Papajohns.com Bowl.

2006: Suffered an injury prior to the season ... did not see any game action.

2005: Redshirted ... Bearcat Academic Honor Roll (Winter 2006, Spring 2006).

Lincoln High School: Earned first-team all-state honors as a senior under the coaching of Mike Lanza ... two-year starter at wide receiver and free safety ... an all-league and all-region pick as a senior ... helped the school's 4x100 and 4x400 relay teams reach the state championships ... also lettered in swimming as a diver.

Charles Dennis Howard: Born Nov. 28, 1986 ... son of Philip and Elizabeth Howard.

Academic Major: Psychology.

CAREER RECEIVING STATISTICS

Year	Rec.	Yards	Avg.	TD	Long
2007	7	94	13.4	1	29

SINGLE-GAME BESTS

Receptions	2 (twice) last vs. Southern Miss. (12/22/07)
Receiving Yards	35 vs. Connecticut (11/10/07)
Long Reception	29 vs. Connecticut (11/10/07)
Touchdowns	1 vs. Connecticut (11/10/07)



kevin HUBER

P | 6-1 | 220 | Sr. | Cincinnati, Ohio [McNicholas]

47

2007: Named a consensus All-American ... received first-team Walter Camp Foundation and *The Sporting News* All-America honors ... named a finalist for the Ray Guy Award,

given to the nation's top punter ... led all of college football with his 46.9 yards per punt average ... BIG EAST Conference Special Teams Player of the Year ... all-BIG EAST first-team pick ... Cincinnati's Special Teams Player of the Year Award recipient ... handled every punt for the Bearcats ... served as the holder for field goals and PAT kicks ... booted 27 punts for 50 yards or more ... totaled 20 punts inside the opposition's 20-yard line, with four downed on the 1-yard line ... averaged better than 50 yards per punt in five separate games ... established a single-game record with a 59.7 yards per punt average on three kicks against Marshall ... received BIG EAST Special Teams Player of the Week honors after averaging 51.5 yards per punt on four punts at Rutgers ... boomed four punts an average of 47.0 yards per punt, with two stopping inside the opposition's 10 yard line, in the Papajohns.com Bowl.

2006: Boomed two punts for a 50.5 yards per punt average in the International Bowl ... named to the BIG EAST all-Academic Team ... Bearcat Honor Roll (Fall 2006, Winter 2007).

2005: Notched five punts for an average of 33.2 yards, having two efforts stop inside the 20-yard line vs. Eastern Michigan.

2004: Redshirted ... Topcat Honor Roll (Winter 2005) ... Bearcat Academic Honor Roll (Spring 2005) ... C-USA Commissioner's Honor Roll (2004-05).

McNicholas High School: Three-time all-league selection for head coach John Rodenburg ... Greater Catholic League's Punter of the Year his junior and senior seasons.

Kevin J. Huber: Born July 16, 1985 ... son of Ed and Kathi Huber.

Academic Major: Finance.

CAREER PUNTING STATISTICS

Year	No.	Yards	Avg.	Long	TB	FC	50+	120
2005	5	166	33.2	49	0	1	0	3
2006	2	101	50.5	51	0	1	2	0
2007	57	2672	46.9	62	11	9	27	20
Totals	64	2987	46.0	62	11	11	29	23

SINGLE-GAME BESTS

Punts	7 (twice) last vs. Connecticut (11/10/07)
Punting Yards	341 vs. Connecticut (11/10/07)
Average	59.7 vs. Marshall (9/22/07)
Long	62 vs. Marshall (9/22/07)
Inside 20	3 (twice) last at Miami (OH) (9/15/07)



john HUGHES

DL | 6-3 | 300 | R-Fr. | Gahanna, Ohio [Lincoln]

40

2007: Redshirted.

Lincoln High School: Received *Associated Press* All-Ohio, all-Ohio Capital Conference, all-district, and all-metro honors after his senior season ... averaged 18.2 yards per catch during his final campaign for the Golden Lions ... team captain totaled 58 stops for coach Mike Lanza's squad in 2006 ... competed in the Big 33 All-Star Game ... three-sport athlete ... has two top-eight showings in the state shot put competition.

John L. Hughes: Born April 27, 1988 ... grandson of Esther Hughes ... oldest of five brothers.

Academic Major: Exploratory Studies.



Kevin Huber



scott JOHNSON

RB | 5-10 | 205 | R-Fr. | Middletown, Ohio [Middletown]

46

2007: Redshirted.

Middletown High School: Received all-Ohio, all-Ohio Capital Conference, and all-district accolades as a senior ... totaled 940 yards rushing and 327 yards receiving during his final year for coach Ron Johnson ... scored 14 touchdowns for the Middies ... recognized on the All-Greater Miami Conference second team ... also ran for the track and field team.

Scott S. Johnson: Born June 24, 1989 ... son of Keith Johnson ... brother Marc runs track at Kent State.

Academic Major: Business management.



brad JONES

DB | 6-2 | 205 | Jr. | Canton, Ohio [McKinley]

25

2007: Competed in all 13 games ... carded 19 stops as a reserve cornerback and member of special teams ... notched a pair of tackles and a fumble recovery against Southeast Missouri State ... collected fumble recovery and an interception, to go with three tackles vs. Oregon State ... registered a career-high five solo stops at Miami (OH) ... collected four tackles vs. Marshall ... tallied two stops at USF.

2006: Made his debut on special teams ... saw action in four games ... Scout Team Specialist of the Week for the Miami (OH) and Syracuse games.

2005: Redshirted.


McKinley High School: A first-team all-Ohio pick as a senior who helped lead the Bulldogs to the Division I state finals ... three-year letterwinner as a defensive back and wide receiver for head coach Brian Cross ... sprinter who helped the 4x100 and 4x200 relays reach the state track finals.

Bradley Sherman Jones, Jr.: Born Feb. 19, 1987 ... son of Bradley, Sr. and Patricia Jones.

Academic Major: Communications.

CAREER DEFENSIVE STATISTICS

Year	Solo	Assist	Total	TFL	Yd	Sack	Yd	Int.	FF	FR	Ret	PBU	QBH
2006	1	0	1	0	0	0	0	0	0	0	0	0	0
2007	14	8	22	0	0	0	0	1	0	2	0	1	1
Totals	15	8	23	0	0	0	0	1	0	2	0	1	1



Brad Jones

SINGLE-GAME BESTS

Tackles	5 at Miami (OH) (9/15/07)
Solo Tackles	5 at Miami (OH) (9/15/07)
Assisted Tackles	4 vs. Marshall (9/22/07)
Interceptions	1 vs. Oregon State (9/6/07)
Fumble Recoveries	1 (twice) last vs. Oregon State (9/6/07)



demetrius JONES

QB | 6-3 | 210 | So. | Chicago, Ill. [Notre Dame]



2

2007: Started season-opener for Notre Dame against Georgia Tech ... transferred to Cincinnati before start of fall 2007 quarter ... participated in spring drills.

2006: (Notre Dame): Did not see any playing time as a freshman.

Morgan Park High School: One of seven quarterbacks on *Parade* prep All-America team ... rated 33rd on list of top 100 prep players nationally by *USA Today* ... rated 39th on list of top 100 players nationally by *Chicago Sun-Times* ... rated third on list of top 20 players in Midwest on *Detroit Free-Press* Best in the Midwest team ... Gatorade Player of the Year for 2005 in Illinois ... rated 55th on list of top 100 players in the nation by *Dallas Morning News* ... rated 105th on list of top 150 players nationally by *CollegeFootballNews.com* ... MVP of Chicago Prep Bowl after catching game-winning TD pass for Morgan Park in 14-13 overtime win over Brother Rice ... threw 23-yard TD pass on final play of game to beat Simeon 18-14 ... selected for U.S. Army All-American Bowl prep all-star game ... only quarterback on 25-member 2005 Illinois large-school (5A, 6A, 7A, 8A) all-state team by *Chicago Sun-Times* ... rated top senior player in Illinois by *Chicago Tribune* ... second-team all-state quarterback by *Chicago Tribune* ... 12-2 season mark helped earn him mention on Illinois all-state team for 2005 by *Champaign News-Gazette* ... threw for 2,000 yards and 25 TDs as senior ... listed 99th on 2005 preseason list of top players in the country (and 14th among quarterbacks) by *The Sporting News* ... one of 50 players overall and seven quarterbacks on 2005 preseason prep All-America team by *Street & Smith's* ... one of 10 quarterbacks on 2005 preseason top 100 list by *Lindy's* ... one of nine quarterbacks on 2005 national preseason top 100 by *CBS SportsLine.com* ... *Chicago Tribune* honorable mention all-state selection as junior ... threw for 2,300 yards and 21 TDs with only three interceptions as junior in '04 when he helped Morgan Park to state playoff semifinal ... rushed for another 1,000 yards and 16 TDs on the ground for head coach Lexie Spurlock.

Demetrius A. Jones: Born Jan. 3, 1988 ... son of Harry Jones and La'Shaun Dumas.

Academic Major: Psychology.



chris JUREK

OL | 6-2 | 290 | Jr. | Southfield, Mich. [Southfield-Lathrup]



56

2007: Earned the the starting center assignment during the preseason ... started nine games, providing stability at center in the first 10 contests of the season and also spent time as a reserve guard ... a member of the offensive push that set school records for scoring with 472 points (36.3 per game) and total offense (434.0 yards per game) in 2007.

2006: Served as a backup center ... also worked as a backup long snapper ... Scout Team Offensive Player of the Week for the Louisville game.

2005: Redshirted.

Southfield-Lathrup Senior High School: Three-year starter at center who helped head coach Stephan Thompson's squads qualify for the state playoffs in 2003 and 2004 ... earned first-team all-city and all-metro recognition and was an honorable mention all-state pick ... rated as the No. 22 player in the state of Michigan by the *Detroit News* ... was a catcher on the baseball team and threw the shot put and discus in track and field ... also participated in wrestling.

Christopher Michael Jurek: Born June 10, 1987 ... son of Bob and Cathi Jurek ... cousin Scott Jurek played football at Eastern Michigan.

Academic Major: Secondary Education.



Chris Jurek



jason KELCE

OL | 6-3 | 295 | So. | Cleveland Heights, Ohio [Cleveland Heights]



60

2007: A former walk-on linebacker, who worked hard in the offseason to compete for a spot on the offensive line ... challenged for the starting center duties during the preseason ... saw action at center and guard in nine contests ... a member of the record-setting offense that posted 472 points (36.3 per game), and 434.0 yards per game in 2007 ... also participated on special teams where he notched three tackles in the last two games of the season, including two stops in the Papajohns.com Bowl against Southern Miss.

2006: Redshirted ... earned the Scout Team Defensive Player of the Year Award ... won Scout Team Defensive Player of the Week honors for the Akron and Rutgers games.

Cleveland Heights High School: Two-time all-league selection for head coach Mike Jones ... league defensive MVP ... made 105 tackles at linebacker as a senior ... also recorded 33 tackles for loss and returned a fumble for a touchdown ... averaged 9.5 yards per carry as a running back.

Jason D. Kelce: Born Nov. 5, 1987 ... son of Ed and Donna Kelce ... uncle Don Blalock played football at Purdue and grandfather Don Blalock played football at Ohio ... brother Travis is a freshman quarterback for the Bearcats.

Academic Major: Finance.



Jason Kelce



Jeff Linkenbach



jeff LINKENBACH

OL | 6-6 | 313 | Jr. | Sandusky, Ohio [Margaretta]

71

2007: Battled a nagging leg injury through much of the season... saw action in 11 games, including three as a starter ... moved from left to right tackle prior to the season opener ... returned to the starting lineup for the Papajohns.com Bowl victory over Southern Miss.

2006: Won the starting assignment at left tackle with his performance in preseason drills ... garnered UC's Offensive Newcomer of the Year Award ... named to *The Sporting News'* BIG EAST All-Freshman Team ... Topcat Scholar (Fall 2006, Spring 2007).

2005: Redshirted ... Topcat Scholar (Fall 2005) ... Bearcat Academic Honor Roll (Winter 2006).

Margaretta High School: Two-time all-league and all-district selection for coach Don Wilson ... three-year starter on defense and two-year starter on offense ... won team's Best Offensive Lineman and Best Defensive Lineman awards in 2004 ... honorable mention all-state as a senior ... named to the conference all-academic team three times ... elected to the National Honor Society ... participated on the Academic Challenge team.

Jeffrey Scott Linkenbach, II: Born June 9, 1987 ... son of Jeff and Robin Linkenbach.

Academic Major: Business administration.



ryan MANALAC

LB | 6-0 | 235 | Sr. | Pickerington, Ohio [Central]

45

2007: Finished third on the team and second in the linebacker corps with 76 stops ... shared second on the team with two forced fumbles ... started the final 10 games at middle linebacker ... carded 11 tackles on three different occasions ... forced two fumbles to go with a sack and a pair of tackles vs. Southeast Missouri State ... totaled six tackles in his first start vs. Marshall ... carded a game-high 11 tackles and came up with the key interception on the Bearcats' 13-yard line with 1:19 left in the win at Rutgers ... tallied 11 stops, including one for loss at Pittsburgh ... notched 11 solo tackles, including two for loss, and a fumble recovery at USF ... registered seven stops in the Papajohns.com Bowl win over Southern Miss.

2006: Started the opener at outside linebacker ... competed as a backup in the final 11 games ... posted five tackles each in back-to-back performances at Ohio State and Virginia Tech ... registered two stops vs. Akron ... a regular contributor on special teams ... Bearcat Academic Honor Roll (Fall 2006, Winter 2007).

2005: Competed in all 11 games at middle linebacker, making starts vs. Western Carolina and at Miami (OH) ... recorded a career-high six tackles vs. West Virginia, and matched that the following game at USF ... recorded four tackles, all solos, vs. Western Carolina ... named to the BIG EAST Conference All-Academic Football Team ... Topcat Scholar (Fall 2005) ... Bearcat Academic Honor Roll (Winter 2006, Spring 2006).

2004: Redshirted ... twice named Scout Team Player of the Week ... C-USA Commissioner's Honor Roll (2004-05) ... Bearcat Academic Honor Roll (Fall 2004, Winter 2005).

Pickerington Central High School: Three-year letterman under the coaching of Jay Sharrett ... earned first-team all-league and all-district honors as a senior while leading the Tigers to the state playoffs ... also lettered in basketball, baseball, and track.



Ryan Manalac

Ryan Joseph Manalac: Born Oct. 20, 1985 ... son of Steve and Michele Manalac.
Academic Major: Finance.

CAREER DEFENSIVE STATISTICS

Year	Solo	Assist	Total	TFL	Yd	Sack	Yd	Int.	FF	FR	Ret	PBU	QBH
2005	11	11	22	0	0	0	0	0	0	1	0	1	0
2006	10	5	15	1.0	4	0.5	4	0	0	0	0	2	1
2007	50	26	76	5.5	19	1.0	8	1	2	1	0	3	1
Totals	71	42	113	6.5	-23	1.5	-12	1	2	2	-0	6	2

SINGLE-GAME BESTS

Tackles	11 (three times) last at USF (11/3/07)
Solo Tackles	11 at USF (11/3/07)
Assisted Tackles	6 at Pittsburgh (10/20/07)
Interceptions	1 at Rutgers (10/6/07)
Forced Fumbles	2 vs. Southeast Missouri State (8/30/07)



randy MARTINEZ

OL | 6-2 | 265 | R-Fr. | Teaneck, N.J. [Teaneck]

R. Martinez

53

2007: Redshirted.

Teaneck High School: Second team all-state pick after carding 82 stops and nine sacks as a senior ... keyed Highwaymen to a 9-2 finish in 2006 ... totaled 356 tackles, including

27 sacks for his career under coach Dennis Heck ... earned four all-league awards on the gridiron ... posted a career record of 72-19 as a wrestler in the heavyweight division, highlighted by a 33-2 mark as a junior ... three-sport letterwinner.

Randy Dale Martinez: Born Aug. 13, 1989 ... son of Geoffrey and Sharon Martinez ... brother Ryan plays football at Florida International.

Academic Major: Marketing.



ricardo MATHEWS

DL | 6-3 | 290 | Jr. | Jacksonville, Fla. [Terry Parker]

R. Mathews

90

2007: Saw limited action in all 13 games on the defensive line ... totaled six of his 11 tackles in the first four games of the season ... tallied two tackles vs. Southeast Missouri State ... recorded a tackle for loss vs. Oregon State ... notched a career-high three stops and a sack against Marshall ... made two tackles vs. Louisville ... helped on a tackle in the Papajohns.com Bowl triumph over Southern Miss.

2006: Joined the defensive tackle rotation in the fourth game of the season ... played in seven of the last 10 contests ... recorded a pair of stops at West Virginia ... Bearcat Academic Honor Roll (Fall 2006).

Terry Parker High School: Three-time first-team all-conference selection for head coach Greg Stanton's squad ... multiple-sport athlete who reached the state track championships and was a conference champion wrestler.

Ricardo Eugene Mathews, Jr.: Born July 30, 1987 ... son of Ricardo, Sr. and Jacquelyn Mathews.

Academic Major: Industrial Technology.

CAREER DEFENSIVE STATISTICS

Year	Solo	Assist	Total	TFL	Yd	Sack	Yd	Int.	FF	FR	Ret	PBU	QBH
2006	2	0	2	0	0	0	0	0	0	0	0	0	0
2007	6	5	11	2.5	12	2.0	11	0	0	0	0	0	0
Totals	8	5	13	2.5	12	2.0	11	0	0	0	0	0	0

SINGLE-GAME BESTS

Tackles	3 vs. Marshall (9/22/07)
Solo Tackles	3 vs. Marshall (9/22/07)
Assisted Tackles	2 (twice) last vs. Southeast Missouri State (8/30/07)



collin McCafferty


LB | 6-2 | 220 | So. | Maineville, Ohio [Kings]

Collin McCafferty

11

2007: Developed into an invaluable member of the kickoff and punt coverage teams ... registered five tackles in 10 games ... made his first collegiate tackle vs. Louisville ... collected a pair of tackles on kickoffs vs. Connecticut ... recognized with UC's Special Teams Player of the Week Award for his effort in back-to-back games against Connecticut and West Virginia.

2006: Redshirted ... Bearcat Academic Honor Roll (Fall 2006).



Ricardo Mathews

Kings High School: Helped Andy Olds' squad win three straight Fort Ancient Valley Conference titles ... rushed for 1,271 yards and 22 scores and notched 71 total tackles as a senior on his way to first-team all-state and FAVC Player of the Year honors.

Collin Bradley McCafferty: Born April 17, 1987 ... son of Eric and Vicki McCafferty.

Academic Major: Pre-business.

CAREER DEFENSIVE STATISTICS

Year	Solo	Assist	Total	TFL	Yd	Sack	Yd	Int.	FF	FR	Ret	PBU	QBH
2007	5	0	5	0	0	0	0	0	0	0	0	0	0

SINGLE-GAME BESTS

Tackles2 vs. Connecticut (11/10/07)
Solo Tackles2 vs. Connecticut (11/10/07)



blake McCROSKEY

OL | 6-5 | 295 | R-Fr. | Dayton, Ohio [Chaminade-Julienne]

63

2007: Redshirted.

Chaminade-Julienne High School: A two-time all-Greater Catholic League North Division selection ... performance helped the Eagles boast the top passer and receiver in the GCL North in 2006 ... finished his prep career under the direction of head coach Andy Helms.

Blake Lee McCroskey: Born Dec. 20, 1988 ... son of Chris Watson and Jana McCroskey.

Academic Major: Finance.



Collin McCafferty



tahree McQUEEN

WR | 5-10 | 200 | R-Fr. | Patterson, N.J. [Eastside]

86

2007: Redshirted.

Eastside High School: Named the 2006 *Herald News* Offensive Player of the Year ... accounted for 2,668 yards of total offense for coach Donald Davis in 2006 ... threw for 1,939 yards and 20 touchdowns — both tops in Passaic County — against eight interceptions and rushed for 729 yards and seven scores ... guided the Ghosts to their first state championship game ... earned all-league mention as a wide receiver during his sophomore season ... received AP second-team all-state at quarterback ... member of two state runner-up relay teams ... finished second in the state as a senior in the 100-meter dash.

Tahree F. McQueen: Born Nov. 9, 1988 ... son of Leroy McQueen and Kym Thomas ... member of the Passaic County Academic Hall of Fame.

Academic Major: Electronic media.



mike MICKENS

DB | 6-0 | 190 | Sr. | Huber Heights, Ohio [Wayne]

Mike Mickens

21

2008: Enters final season listed fourth in UC history with 10 career interceptions ... 2008 preseason *Playboy* all-American

2007: Named to the FWAA All-America Team ... captured first-team all-BIG EAST honors ... along with counterpart DeAngelo Smith, combined for 14 interceptions to be the top duo in the Football Bowl Subdivision ... finished the BIG EAST tied for third and 12th nationally with six interceptions ... tied for 72nd in the country, with 12 passes defended (6 interceptions, 6 pass breakups) ... opened the season with two interceptions, including a 45-yard return for touchdown, and six tackles to earn BIG EAST Defensive Player of the Week against Southeast Missouri State ... received BIG EAST Honor Roll plaudits after making a fumble recovery, interception, and seven tackles against Marshall ... recorded nine tackles at Pittsburgh ... returned an interception 79 yards for a touchdown in the first quarter and made a leaping pass breakup in the end zone with two seconds remaining to preserve the win at USF ... intercepted a pass and tallied three stops vs. West Virginia ... collected three solo stops and an assist against Southern Miss. in the Papajohns.com Bowl.

2006: Second-team all-BIG EAST choice ... ended the campaign second in the BIG EAST and eighth nationally in passes defended (3 interceptions, 15 breakups) ... finished sixth on the team in tackles (59) ... recorded two interceptions, both stopping drives deep in UC territory vs. Rutgers ... tallied nine tackles at Louisville ... a first-team preseason all-BIG EAST selection by *Phil Steele's College Football*, which also rated him the No. 38 cornerback in the country ... named to the preseason all-BIG EAST second team by *The Sporting News*.

2005: Won the starting position at cornerback during preseason practice and became a mainstay in the secondary ... earned second-team Freshman all-America recognition by *Football News* and was named honorable mention Freshman all-America by *The Sporting News* ... a second-team all-BIG EAST selection ... took home a share of UC's Defensive Newcomer of the Year award ... ended his rookie year second nationally in passes defended, averaging 1.5 per game ... team's sixth-leading tackler with 51 stops ... launched his career with a five-tackle performance in the season opener vs. Eastern Michigan ... recorded eight tackles, seven of them solos, at Penn State ... posted a career-high 11 tackles at Miami (OH) ... carded 11 PBUs over a four-game period ... recorded his first career interception to help seal the win over Connecticut.

Wayne High School: Two-time all-Greater Western Ohio Conference cornerback for head coach Jay Minton ... helped the Warriors to a 24-9 record and two league titles during his three seasons ... amassed 205 tackles and 10 interceptions, blocked four field goals and returned a kickoff for a TD during his career ... a state 300-meter hurdles champion as a junior ... helped school's 4x400 meter relay team to a second-place finish at the state finals during his sophomore year.

Michael Craig Mickens: Born July 24, 1987 ... son of Marsha Mickens.

Academic Major: Criminal Justice.

CAREER DEFENSIVE STATISTICS

Year	Solo	Assist	Total	TFL	Yd	Sack	Yd	Int.	FF	FR	Ret	PBU	QBH
2005	38	13	51	2.5	13	0.0	0	1	0	0	0	14	0
2006	39	20	59	2.5	8	1.0	6	3	1	1	0	15	1
2007	33	20	53	1.0	1	0.0	0	6	0	1	0	6	1
Totals	110	53	163	6.0	22	1.0	6	10	1	2	0	35	2

SINGLE-GAME BESTS

Tackles	11 at Miami (OH) (9/28/05)
Solo Tackles	8 at Louisville (10/14/06)
Assisted Tackles	6 at Pittsburgh (10/20/07)
Tackles for Loss	1 (five times) last vs. Oregon State (9/6/07)
Interceptions	2 (twice) last vs. Southeast Missouri State (8/30/07)
Pass Deflections	4 vs. Rutgers (11/18/06)



Mike Mickens



justin MOORE

DB | 6-0 | 180 | So. | Cincinnati, Ohio [Colerain]

J.A. Moore

32

2007: Walk-on defensive back, who competed in three games ... registered a tackle in his collegiate debut vs. Southeast Missouri State ... collected three stops at San Diego State.

2006: Redshirted.

Colerain High School: A first-team all-Greater Miami Conference choice at safety on the Division I state champion team as a senior ... a four-time Greater Miami Conference All-Academic honoree ... member of Spanish Honor Society ... a three-sport athlete for the Cardinals.

Justin Anthony Moore: Born April 11, 1987 ... son of Michael and Laura Moore ... cousins Darryll (1999-2002) and Derrick Ransom (1994-97) were both standouts for the Bearcats.

Academic Major: Communications.

CAREER DEFENSIVE STATISTICS

Year	Solo	Assist	Total	TFL	Yd	Sack	Yd	Int.	FF	FR	Ret	PBU	QBH
2007	3	1	4	0	0	0	0	0	0	0	0	0	0

SINGLE-GAME BESTS

Tackles3 at San Diego State (9/29/07)

Solo Tackles2 at San Diego State (9/29/07)



Justin Moore



lamonte NELMS

DE | 6-3 | 255 | Sr. | Ravenna, Ohio [Ravenna]

Lamonte Nelms Jr.

10

2007: Played in all 13 games, making two starts ... listed third among the defensive ends with 33 tackles ... ranked third on the team in tackles for loss (10) and sacks (4.5) ... registered five tackles, including 1.5 tackles behind the line vs. Southeast Missouri State ... made a pair of stops against Oregon State ... collected four tackles, including two tackles for loss and a fumble recovery at USF ... made four stops against Connecticut ...

carded seven stops vs. West Virginia ... recorded six tackles, with three sacks at Syracuse ... registered two tackles, including one for loss in the Papajohns.com Bowl against Southern Miss.

2006: Played in five games as a backup at defensive end and on the PAT/FG team ... made a tackle in the International Bowl win over Western Michigan ... Scout Team Defensive Player of the Week for his performance prior to the Miami (OH) game.

2005: Served as a backup defensive end and special teams contributor ... saw action in eight games ... notched a career-high three tackles vs. Louisville.

2004: Redshirted.

Ravenna High School: Captured Ohio Division III Defensive Player of the Year honors as a senior for head coach Jim Lunardi ... earned Portage Trail Conference Defensive MVP honors ... named to the Akron Touchdown Club All-Star Team ... chosen for the Ohio North-South All-Star Game ... recipient of the Gatorade Will to Win Award in 2003 ... National Honor Society member.

Lamonte Robert Nelms, Jr.: Born April 26, 1985 ... son of Louis and Michelle King.

Academic Major: Mechanical Engineering Technology.

CAREER DEFENSIVE STATISTICS

Year	Solo	Assist	Total	TFL	Yd	Sack	Yd	Int.	FF	FR	Ret	PBU	QBH
2005	4	3	7	0	0	0	0	0	0	0	0	0	0
2006	1	0	1	0	0	0	0	0	0	0	0	0	0
2007	19	14	33	10.0	45	4.5	30	1	0	1	0	0	1
Totals	24	17	41	10.0	45	4.5	30	1	0	1	0	0	1



Lamonte Nelms



craig PARMENTER

OL | 6-6 | 285 | R-Fr. | Ringwood, N.J. [Lakeside Regional]

68

2007: Redshirted.

Lakeside Regional High School: Twice received first-team North Hills Skyline Conference plaudits ... finished his career with first-team Passaic County recognition ... a four-year letterwinner for the Lancers ... member of a state champion team as a sophomore.

Craig John Parmenter: Born Jan. 26, 1989 ... son of Harold and Suzanne Parmenter ... father played at Massachusetts before spending time with the Denver Broncos and Cleveland Browns ... brother plays baseball at Massachusetts.

Academic Major: Criminal Justice.



montez PATTERSON

RB | 6-1 | 225 | R-Fr. | Cincinnati, Ohio [Hughes]

32

2007: Redshirted

Hughes High School: Rushed for 1,449 yards and 13 touchdowns and added a TD reception during the 2006 season for head coach George Kontsis ... earned all-Southwestern Ohio Public School League honors at linebacker with 89 hits as a sophomore before moving to running back where he received All-SWOPL honors his final two years ... two-sport athlete ... competed in the 100- and 200-meter dashes.

Montez Deonte Patterson: Born Jan. 30, 1989 ... son of Kevin and Mabel McLean.

Academic Major: Mechanical Engineering Technology.



tony PIKE

QB | 6-6 | 225 | Jr. | Cincinnati, Ohio [Reading]

15

2007: Reserve quarterback who saw action in five games ... completed 6-of-9 passes for 57 yards, including a seven-yard touchdown and rushed for 67 yards on three rushes in his collegiate debut vs. Southeast Missouri State ... completed his only attempt at Miami (OH) for seven yards ... connected on 4-of-9 passes for 27 yards and carried the ball four times for eight yards at San Diego State.

2006: Challenged for the backup quarterback role ... did not see any game action.

2005: Redshirted ... participated in preseason practice in 2004 and enrolled at UC in January of 2005 ... Bearcat Academic Honor Roll (Fall 2005).

Reading High School: Cincinnati Division II-III Player of the Year as a senior ... played for head coach Ken Minor ... earned Cincinnati Hills League and Southwest Ohio Player of

the Year honors ... selected for the area's East-West all-star game ... completed 319-of-531 passes for 4,355 yards and 46 TDs on his way to receiving first-team all-state plaudits ... led Blue Devils to a 12-1 record and a trip to the regional finals as a senior ... posted a 21-4 record in two seasons as a starter ... helped basketball team to a state title as a junior and the regional finals as a senior.

Anthony Steven Pike: Born March 10, 1986 ... son of Steve and Cheri Pike ... father played linebacker at Kent State.

Academic Major: History.

CAREER PASSING STATISTICS

Year	Comp.	Att.	Pct.	Int.	Yards	TD	Long	Effc.
2006	0	0	—	0	0	0	0	—
2007	11	20	.550	3	91	1	15	79.72
Totals	11	20	.550	3	91	1	15	79.72

SINGLE-GAME BESTS

Pass Attempts	9 (twice) last at San Diego State (9/29/07)
Completions	6 vs. Southeast Missouri State (8/30/07)
Passing Yards	57 vs. Southeast Missouri State (8/30/07)
Long Pass	15 vs. Southeast Missouri State (8/30/07)



Tony Pike



jacob RAMSEY

RB | 6-0 | 230 | Jr. | Columbus, Ohio [Independence]

20

2007: Broke through the senior running back trio to claim the starting honors for the final three games of the regular season ... finished fourth on the squad with 362 rushing yards and three touchdowns ... totaled 76 yards and two touchdowns on 16 carries vs. Southeast Missouri State ... finished with 78 all-purpose yards, via 50 yards on two kickoff returns and 28 yards on the ground vs. Oregon State ... rushed for 48 yards on three carries, highlighted by a 42-yard touchdown run vs. Marshall ... totaled 113 all-purpose yards at San Diego State ... finished with 140 all-purpose yards at Rutgers ... carried the ball 21 times for 40 yards in his first start, at USF ... totaled 66 yards on 17 carries vs. Connecticut ... sat out the Syracuse game due to injury ... carried the ball six times for nine yards against Southern Miss.

2006: Competed at running back early in the season before being moved to defensive back ... played in every game on special teams ... carried the ball once for four yards vs. Eastern Kentucky ... earned Scout Team Offensive Player of the Week honors three times during the season.

Independence High School: Guided the 76ers to three consecutive Columbus City League titles ... earned first-team all-league, all-city, and all-district recognition ... a second-team all-state selection as a senior tailback and linebacker for head coach Alan Jones ... amassed 1,450 yards on the ground and 18 touchdowns while totaling 76 tackles during his final prep campaign ... garnered all-city and all-district honors at fullback and defensive end as a sophomore.

Jacob Ramsey: Born March 1, 1988 ... son of Deborah Ramsey.

Academic Major: Communications.

CAREER RUSHING STATISTICS

Year	Att.	Yards	Avg.	TD	Long
2006	1	4	4.0	0	4
2007	96	362	3.9	3	42
Totals	97	366	3.8	3	42

SINGLE-GAME BESTS

Rushing Attempts	21 at USF (11/3/07)
Rushing Yards	76 vs. Southeast Missouri State (8/30/07)
Long Rush	42 vs. Marshall (9/20/07)
Rushing Touchdowns	2 vs. Southeast Missouri State (8/30/07)



Jacob Ramsey



deon REED

DB | 6-0 | 212 | R-Fr. | Flint, Mich. [Hamady]

Deon

33

2007: Redshirted.

Hamady High School: Played running back and defensive back for head coach Nate Williams ... tallied 53 points for the Hawks as a senior ... received Genesee Area Conference honors as a junior.

Deon Antionne Reed: Born Jan. 25, 1989 ... son of Deon Hall and Lisa Reed.

Academic Major: General Studies.



andre REVELS

LB | 6-0 | 240 | Jr. | Cincinnati, Ohio [Colerain]

Andre

50

2007: Played middle linebacker in every game, including the first three as the starter ... listed fifth on the squad with 66 tackles ... carded three tackles, a forced fumble, and fumble recovery vs. Southeast Missouri State ... notched seven stops against Oregon State ... recorded a season-high eight tackles and forced a fumble vs. Marshall ... carded six stops and an interception at Rutgers ... had six tackles at USF ... made six tackles vs. West Virginia.

2006: Competed on special teams and as a reserve linebacker ... saw action in seven of the final eight games ... tallied five tackles, including four solos.

2005: Redshirted.

Colerain High School: A three-time first-team all-Greater Miami Conference choice ... earned first-team all-Ohio honors after leading Colerain to the Ohio Division I championship and a No. 5 national ranking ... recorded 368 tackles, eight sacks and six interceptions during his three seasons as a starting linebacker ... Cardinals posted a 39-3 mark during his final three seasons with three GMC titles.

Andre J. Revels: Born Dec. 10, 1986 ... son of Andrea Revels ... has uncles who played at Ohio University and with the Philadelphia Eagles.

Academic Major: Communications.

CAREER DEFENSIVE STATISTICS

Year	Solo	Assist	Total	TFL	Yd	Sack	Yd	Int.	FF	FR	Ret	PBU	QBH
2006	4	1	5	0	0	0	0	0	0	0	0	0	0
2007	39	27	66	1.0	3	0	0	1	2	1	0	4	0
Totals	43	28	71	1.0	3	0	0	1	2	1	0	4	0

SINGLE-GAME BESTS

Tackles	8 vs. Marshall (9/22/07)
Solo Tackles	5 (three times) last at USF (11/3/07)
Assisted Tackles	6 vs. Marshall (9/22/07)



Andre Revels



wesley RICHARDSON

DB | 6-0 | 189 | R-Fr. | Columbus, Ohio [Olentangy Liberty]

Wesley Richardson

24

2007: Redshirted.

Olentangy Liberty High School: Lettered twice in football and twice in wrestling ... set the school record for fastest pin as a freshman wrestler ... earned all-conference as a junior and senior and named honorable mention all-district as a senior in football ... member of coach Steve Hale's squad that won one game in 2003 and combined for 26 wins from 2004-2006 ... Ohio Capital Conference champions in 2004 and 2005 ... earned three consecutive playoff births, starting in 2004 ... six-time scholar-athlete award winner ... was a member of the ROTC ... also participated in track as a senior.

Wesley Jordan Richardson: Born April 2, 1989 ... son of Benjamin and Dawn Richardson ... has a half brother, Ben, who played football at Edinboro (Pa.) ... father played football at East Carolina.

Academic Major: Chemistry.

2006: Redshirted.

Warsaw High School: Soccer standout who set school records for most PATs, field goals, and longest field goal in his only season playing football ... three-time all-league selection in soccer ... set school career records for goals and points scored.

Jake Rogers: Born May 24, 1987 ... son of Jim and Vicky Rogers.


Academic Major: Exploratory Studies.

CAREER KICKING STATISTICS

Year	FGs	20-29	30-39	40-49	50+	Long	PATs	Points
2007	11-19	3-4	6-8	1-6	1-1	55	51-54	84



Jake Rogers



adrien ROBINSON

WR | 6-5 | 245 | R-Fr. | Indianapolis, Ind. [Warren Central]

Adrien Robinson


88

2007: Redshirted.

Warren Central High School: Played for the first school in Indiana history to win four-consecutive state crowns ... caught 39 passes for 563 yards and five TDs over his final two years.

Adrien Rashaun Robinson: Born Sept. 23, 1988 ... son of Leroy and Ambret Robinson.

Academic Major: Criminal Justice.



corey SMITH

LB | 6-1 | 225 | Sr. | Salem, N.J. [Salem]

Corey Smith

42

2007: Competed in all 13 games, with an injury keeping him out of the starting lineup at Miami (OH) ... top tackler among the linebackers and second on the Bearcats with 80 stops ... sixth on the roster with 6.0 tackles for loss ... collected four tackles and returned an interception 18 yards vs. Oregon State ... tallied seven stops, including a sack, at San Diego State ... made seven tackles at Rutgers ... named to the BIG EAST Honor Roll after setting a career-high with 16 hits (4 solo, 12 assists), including 1.5 for loss, vs. Louisville ... posted 10 tackles at Pittsburgh ... carded six stops and snared an interception at USF ... tallied five tackles vs. Connecticut ... notched seven stops and recovered a fumble vs. West Virginia ... credited with a sack and forced fumble which was returned for a touchdown at Syracuse ... notched two solos and two assists in the Papajohns.com Bowl win.

2006: Delayed the start of his season because of a hamstring injury that sidelined him for most of the preseason ... ended the season fifth on the team in tackles (60) and third in TFLs (9) ... returned to the starting lineup for the Ohio State game and celebrated with a season-high nine tackles ... carded eight tackles and 1.5 tackles for loss vs. USF ... notched four hits at Virginia Tech ... finished with four stops including 2 TFLs vs. Miami (OH) ... recorded four tackles and forced a fumble at West Virginia ... recorded five tackles and two hurries vs. Rutgers ... made four stops, highlighted by a sack, at Connecticut ... totaled eight tackles and one for loss in the International Bowl ... Bearcat Academic Honor Roll (Fall 2006, Winter 2007, Spring 2007).

2005: The team's third-leading tackler with 64 stops ... opened the season with 11 tackles over his first two games ... posted a career-high 13 tackles, nine of them solos, vs. Western Carolina ... recorded nine tackles vs. Connecticut ... made eight tackles a week later vs. Louisville, also finishing with a tackle for loss and a forced fumble ... made eight tackles vs. West Virginia ... UC's leading tackler and ranked in the top 10 of the BIG



jake ROGERS

K | 6-3 | 205 | So. | Warsaw, Ind. [Warsaw]

Jake Rogers

97

2007: Managed the placement and kickoff chores throughout the season ... tallied 13 touchbacks, including four in the Papajohns.com Bowl, along with two each against Marshall and Louisville ... shared the team lead with 84 points ... converted 51-of-54 PAT kicks ... good on 11-of-19 field goal tries, including 9-of-12 attempts from inside of 40 yards ... named BIG EAST Special Teams Player of the Week after converting field goals from 38 and 55 yards, and 4-of-4 on PAT kicks vs. Oregon State ... his 55-yarder is the second-longest field goal in UC history and longest in Nippert Stadium history ... made five field goals over the first five games ... converted 37 consecutive PATs before missing wide left on his second try against Connecticut ... split the uprights on his lone field goal, and four point-after tries in the Papajohns.com Bowl victory over Southern Miss.



Corey Smith

all-America third team by *Football News* and was an honorable mention Freshman all-America by *The Sporting News* ... a second-team all-BIG EAST Conference choice ... honored with UC's Brig Owens Award as the Most Outstanding Defensive Back.

Salem High School: First-team all-conference, all-county, and all-South Jersey pick for head coach Dave Lindenmuth ... recorded back-to-back 1,000-yard rushing seasons and finished with over 4,000 career rushing yards ... four-year performer at tailback/linebacker who helped school to a pair of league titles ... National Honor Society member.

Corey Smith: Born Jan. 17, 1987 ... son of Wayne and Eva Smith.

Academic Major: Criminal Justice.

CAREER DEFENSIVE STATISTICS

Year	Solo	Assist	Total	TFL	Yd	Sack	Yd	Int.	FF	FR	Ret	PBU	QBH
2005	34	30	64	7.0	22	2.0	19	0	0	1	0	1	0
2006	34	26	60	9.0	35	1.0	3	0	1	0	0	0	5
2007	39	41	80	6.0	25	2.5	20	2	1	1	0	0	0
Totals	107	97	204	22.0	82	5.5	42	2	2	2	0	1	5

SINGLE-GAME BESTS

Tackles	16 vs. Louisville (10/13/07)
Solo Tackles	9 vs. Western Carolina (9/7/05)
Assisted Tackles	12 vs. Louisville (10/13/07)
Tackles for Loss	2.5 vs. Western Carolina (9/7/05)



deangelo SMITH

DB | 6-0 | 190 | Sr. | Columbus, Ohio [Independence]

DeAngelo Smith #6

6

2007: Shared the national lead with eight interceptions ... part of the top interception duo, along with Mike Mickens, in the Football Bowl Subdivision with their 14 combined pickoffs ... named to the all-BIG EAST Conference second team ... started all 12 games ... paced the Bearcats with eight pass breakups ... forced five turnovers (2 fumbles, 3 interceptions) over the first five games ... charted four stops and a forced fumble vs. Southeast Missouri State ... carded two pickoffs and four stops against Oregon State ... made four tackles and returned an interception 54 yards for a touchdown at Miami (OH) ... totaled a career-high seven stops at Rutgers ... snared an interception in back-to-back games at Pittsburgh and USF ... returned kickoffs in each of the last five regular season games ... totaled 111 yards on five kick returns at Syracuse ... collected three interceptions, to go with five tackles, in the Papajohns.com Bowl victory over Southern Miss.

2006: Made the first start of his career vs. Rutgers and was named BIG EAST Conference



DeAngelo Smith

Defensive Player of the Week after returning an interception 84 yards for a touchdown and finishing with six tackles, one for loss, and a pass deflection ... competed as a backup at cornerback and an extra defensive back in passing situations ... picked off a pass and made a tackle in the season opener vs. Eastern Kentucky ... recovered a muffed punt vs. Pittsburgh ... fell on a fumbled punt and made a tackle at Louisville ... carded three hits and two pass breakups in the International Bowl ... Bearcat Academic Honor Roll (Fall 2006). **2005:** Saw action in seven games, mostly as a special teams contributor ... recorded a solo tackle vs. Western Carolina ... Bearcat Academic Honor Roll (Spring 2006).

2004: Redshirted.

Independence High School: Intercepted 11 passes and returned five for touchdowns on his way to first-team all-state honors ... caught 14 TD passes and totaled seven punt or kickoff returns for touchdowns as a senior for head coach Alan Jones' squad ... earned first-team all-city and all-district honors and was named to the *Columbus Dispatch-Agonis* All-Star team ... helped team to a regional finals appearance in the state playoffs ... recorded 20 career interceptions, seven for touchdowns.

DeAngelo Lamar Smith: Born July 17, 1986 ... son of Tommy and Arnell Hawkins.

Academic Major: Criminal Justice.

CAREER DEFENSIVE STATISTICS

Year	Solo	Assist	Total	TFL	Yd	Sack	Yd	Int.	FF	FR	Ret	PBU	QBH
2005	1	0	1	0	0	0	0	0	0	0	0	0	0
2006	17	6	23	1.5	3	0	0	2	0	2	0	3	0
2007	39	10	49	2.5	5	0	0	8	2	2	0	8	0
Totals	61	17	78	4.0	8	0	0	10	2	4	0	11	0

SINGLE-GAME BESTS

Tackles 7 at Rutgers (10/3/07)
Solo Tackles 6 at Rutgers (10/3/07)
Assisted Tackles 2 (three times) last at Pittsburgh (10/20/07)
Interceptions 3 vs. Southern Miss. (12/22/07)



ricardo THOMPSON

LB | 6-2 | 230 | R-Fr. | Cincinnati, Ohio [Withdraw]

Ricardo Thompson

52

2007: Redshirted.

Withrow High School: Totaled 56 tackles, six sacks, and two fumble recoveries for coach Doc Gamble's squad in 2006 ... helped the Tigers to three Southwest Ohio Public Schools League titles ... earned three all-SWOPL awards ... first-team all-Southwest District and a *Cincinnati Enquirer* honorable mention choice as a senior.

Ricardo Solomon Thompson: Born Oct. 25, 1987 ... son of Victoria Prince.

Academic Major: General Studies.



cedric TOLBERT

DB | 6-0 | 205 | Sr. | Xenia, Ohio [Xenia]

Cedric Tolbert

18

2007: Saw action in every game as the extra defender in passing situations and on special teams ... finished 10th on the team with 46 tackles ... top reserve for a defensive



Cedric Tolbert

secondary that boasted three all-league selections ... totaled five stops vs. Southeast Missouri State ... carded a career high with seven tackles vs. Oregon State ... finished with four stops in the Papajohns.com Bowl victory over Southern Miss.

2006: Provided depth in the defensive secondary ... found his way onto special teams ... played in every game ... finished with 10 tackles (3 solo, 7 assists).

2005: Saw action in 10 games ... started vs. Western Carolina, making a career-high five tackles ... recorded four tackles vs. West Virginia ... Bearcat Academic Honor Roll (Fall 2005, Winter 2006, Spring 2006).

Xenia High School: Three-time first-team all-Greater Western Ohio Conference selection ... named the area Running Back of the Year and school MVP ... played for head coach Ed Minery ... amassed over 3,500 rushing yards in his career ... Buccaneers' all-time touchdown leader (53) ... selected for the Ohio North-South All-Star Game.

Cedric Tolbert, Jr.: Born Nov. 18, 1986 ... son of Cedric, Sr. and Renita Tolbert.

Academic Major: Special Education.

CAREER DEFENSIVE STATISTICS

Year	Solo	Assist	Total	TFL	Yd	Sack	Yd	Int.	FF	FR	Ret	PBU	QBH
2005	8	7	15	0	0	0	0	0	0	0	0	0	0
2006	3	7	10	0	0	0	0	0	0	0	0	0	0
2007	36	10	46	1.0	1	0	0	0	0	0	0	2	0
Totals	47	24	71	1.0	1	0	0	0	0	0	0	2	0

SINGLE-GAME BESTS

Tackles 7 vs. Oregon State (9/6/07)
Solo Tackles 4 (three times) at Miami (OH) (9/15/07)
Assisted Tackles 4 vs. Western Carolina (9/17/05)



rob TRIGG

DE | 6-3 | 260 | So. | Dayton, Ohio [Chaminade-Julienne]

Rob Trigg

94

2007: True freshman who provided depth to the defensive line ... made his collegiate debut and made one solo stop vs. Oregon State ... carded one tackle vs. Marshall ... notched a stop at San Diego State.

Chaminade-Julienne High School: A first-team all-Ohio choice in 2006 for head coach Andy Helms ... two-time all-Greater Catholic League North and all-Southwestern Ohio honoree for the Eagles ... named to the Miami Valley Top 22.

Robert Stephen Trigg: Born Dec. 27, 1988 ... son of Cortez and Nicole Trigg.

Academic Major: Criminal Justice.



brandon UNDERWOOD

DB | 6-1 | 190 | Sr. | Hamilton, Ohio [Ohio State]

Brandon Underwood

8

2007: Sat out after transferring to UC from Ohio State ... participated in spring drills.

2006: (Ohio State) Played in eight games.

2005: (Ohio State) Played in the season opener vs. Miami (OH) making three tackles, but suffered a season-ending injury during the game.

2004: (Ohio State) Did not see any game action and was redshirted.

Hamilton High School: Finished his senior year with 60 tackles ... had 50 stops, 15 passes broken up and three interceptions as a junior ... ranked as the 13th-best prospect in the state by *The Ohio Football Recruiting News* ... *Rivals.com* ranked him as the 16th-best cornerback prospect in the nation and the 13th best overall prospect in Ohio ... *TheInsiders.com* ranked him as the nation's 14th-best cornerback prospect ... also played wide receiver on offense ... ran track in high school and was one of the top sprinters in the state, qualifying for the state meet.

Brandon Underwood: Born June 24, 1986 ... son of Elmer and Pamela Underwood ... brother, E.J., lettered three years at Ohio State in football.

Academic Major: Criminal Justice.



marcus WAUGH

TE/FB | 6-0 | 260 | Jr. | Whitehouse, Ohio [Toledo St. John's]

M. Waugh

35

2007: A unique two-way player ... saw extensive action in every game as a member of the kickoff return team ... served as a reserve defensive lineman and a short-yardage blocking back on offense.

2006: Played in every game as a member of the offense and special teams ... started the opener vs. Eastern Kentucky ... made one carry vs. Pittsburgh ... recorded a seven-yard run at Virginia Tech ... returned two kickoffs for 27 yards at West Virginia ... notched a 15-yard kickoff return in the comeback win at Connecticut.

2005: Earned consideration for the fullback position during the preseason ... sustained an injury during a preseason scrimmage which sidelined him for the year ... Bearcat Academic Honor Roll (Fall 2005, Winter 2006, Spring 2006).

Toledo St. John's High School: First-team all-state selection and district Defensive Player of the Year in 2004 ... earned first-team all-city and all-district honors for head coach Doug Pearson ... selected for the Ohio North-South All-Star Game ... rushed for 2,735 yards and 38 touchdowns and made 266 tackles as a prep ... punted for a 42.7-yard career average ... earned all-city recognition as a fullback and punter as a junior and garnered all-district and all-state honors as a punter ... helped the Titans to a regional championship as a junior ... qualified for the state finals in wrestling during his junior

year ... a three-time state qualifier in track and field in the shot put.

Marcus Steven Waugh: Born June 9, 1986 ... son of Thomas and Pamela Waugh ... father played at Ohio State (1975-79) where he was captain of the 1979 squad that played in the Rose Bowl.

Academic Major: Health Promotions.



aaron WEBSTER

DB | 6-3 | 205 | Jr. | Southfield, Mich. [Birmingham Groves]

Aaron Webster

17

2007: Returned from an injury suffered during workouts for the 2007 International Bowl to compete in seven games ... carded eight tackles ... a backup safety and special teams player ... registered three tackles vs. Southeast Missouri State ... notched one stop against Oregon State ... made two tackles vs. Marshall ... returned his first collegiate interception 58 yards for a touchdown at San Diego State.

2006: Earned the team's Defensive Newcomer of the Year Award ... saw extensive action in the final 11 games of the regular season as an extra defensive back in passing situations and on special teams ... turned in 13 tackles, eight of them solos ... named to *The Sporting News* BIG EAST All-Freshman Team ... missed the International Bowl because of an injury suffered during postseason preparations ... Bearcat Academic Honor Roll (Spring 2007).

Birmingham Groves High School: Three-year starter and all-league selection ... played for head coach Brandon Flaherty ... helped the Falcons to a district title as a senior and earned all-area honors from both the *Detroit News* and *Detroit Free Press* ... was No. 14 on the *Detroit News'* Blue Chip list ... for his career, he made 87 receptions for over 700 yards, recorded 150 tackles and totaled 17 interceptions ... averaged better than 26 yards in kickoff returns, scoring four touchdowns, and set a school record with eight career blocked punts.

Aaron Webster: Born July 20, 1988 ... son of Arthur and Manola Webster.

Academic Major: Criminal Justice.

CAREER DEFENSIVE STATISTICS

Year	Solo	Assist	Total	TFL	Yd	Sack	Yd	Int.	FF	FR	Ret	PBU	QBH
2006	8	5	13	0	0	0	0	0	0	0	0	0	0
2007	4	4	8	0	0	0	0	1	0	0	0	0	0
Totals	12	9	21	0	0	0	0	1	0	0	0	0	0



Aaron Webster

SINGLE-GAME BESTS

Tackles 3 (twice) last vs. Southeast Missouri State (8/30/07)
 Solo Tackles 2 (three times) last vs. Southeast Missouri State (8/30/07)
 Assisted Tackles 2 vs. Marshall (9/22/07)
 Interceptions 1 vs. San Diego State (9/29/07)



trammell WILLIAMS

RB | 5-9 | 190 | R-Fr. | Cincinnati, Ohio [Colerain]

48

2007: Redshirted.

Colerain High School: Helped Colerain to a pair of Greater Miami Conference and district titles in his final two years, including a regional championship as a junior ... the Cardinals went 24-2 over his final two seasons playing for head coach Kerry Coombs, who is now the defensive backs coach at UC ... posted a combined 2,152 yards in his final two years at Colerain, earning all-GMC honors each year ... ran for 1,122 yards (9.1 yards per carry) and 17 touchdowns as a junior ... tallied a career-high 279 yards rushing and four touchdowns vs. Middletown in 2006.

Trammell Montez Williams: Born March 13, 1989 ... son of Terrell and LaShawn Williams.
Academic Major: Communications.



mike WINDT

LS | 6-2 | 250 | Jr. | Cincinnati, Ohio [Elder]

93

2007: Did not misfire on any of his 138 attempts on punts, field goals or point-after snaps ... member of the No. 1-rated net punting unit (39.61 yards per punt) in the nation.

2006: Redshirted.

Elder High School: A member of back-to-back state championship squads as a junior and senior ... two-year longsnapper for Doug Ramsey.

Michael Frank Windt: Born May 29, 1985 ... son of Joe and Laurie Windt.

Academic Major: Psychology.



Mike Windt



orion WOODARD

WR | 6-3 | 205 | R-Fr. | Pompton Lakes, N.J. [Pompton Lakes]

84

2007: Redshirted.

Pompton Lakes High School: Totaled 73 career receptions for 1,465 yards over his career for the Cardinals ... averaged 36.7 yards per punt and scored 153 points over his four years as a prep ... collected nine interceptions and two fumble recoveries as a defensive stalwart ... three-time all-league and all-county pick for coach Scott Mahoney ... state champion track athlete, winning both the 2006 100- and 200-meter dash ... clocked a time of 10.8 seconds in the 100m.

Orion Jelanni Woodard: Born Oct. 12, 1988 ... son of Donald and Pauline Woodard.

Academic Major: Health Promotions.



brandon YINGLING

K | 6-1 | 200 | Sr. | Mason, Ohio [Mason]

92

2007: Toed the ball in four games ... converted 6-of-7 PAT kicks ... split the uprights on 4-of-5 tries vs. Southeast Missouri State ... made both of his point-after attempts vs. Connecticut.

2006: Saw the field vs. Pittsburgh ... Bearcat Academic Honor Roll (Winter 2007).

2005: Did not see any game action.

2004: Redshirted.

Mason High School: A first-team all-city, all-Fort Ancient Valley Conference and second-team all-Ohio choice as a senior for head coach Gary Popovich ... helped the Comets to FAVC crowns in his final two seasons as a kicker and defensive back.

Brandon George Yingling: Born April 27, 1986 ... son of Jerry and Connie Yingling.

Academic Major: Accounting.

CAREER KICKING STATISTICS

Year	FGs	20-29	30-39	40-49	50+	Long	PATs	Points
2007	0-0	0-0	0-0	0-0	0-0	—	6-7	6



Brandon Yingling

NEWCOMERS

dominiqueBATTLE

DB | 6-0 | 175 | Fr. | Boca Raton, Fla. [American Heritage]

9

American Heritage High School: Four-year letterwinner as a defensive back, wide receiver, and kick returner at American Heritage ... amassed 14 interceptions over three seasons as a starter ... named first-team all-state after carding 70 tackles and seven pickoffs, including a 56-yard return for a touchdown, during his senior season ... leader of the Stallions' 14-1 campaign that culminated with the Florida 1A State Championship ... named to the *Palm Beach Post* All-Area First Team and a *South Florida Sun-Sentinel* all-County choice ... a FACA First-Team all-District selection at wide receiver ... led Palm Beach County in touchdown receptions (11) and interceptions (7) in 2007 ... chosen to the *Boca Raton News* Super 11 ... caught 30 passes for 496 yards, including 11 for scores and made three carries for 28 yards, with one rushing touchdown ... totaled 50 stops, 16 pass deflections, and three interceptions, including one returned for touchdown, as a junior ... registered 29 tackles and four interceptions as a sophomore ... coached by Willie Bueno.

Dominique Terrel Battle: Born Jan. 23, 1990 ... son of Eric Battle and Janine Dabney-Battle.

Academic Major: Pre-Finance.

camerronCHEATHAM

DB | 5-8 | 165 | Fr. | Kalamazoo, Mich. [Central]

2

Kalamazoo Central High School: Three-year letterwinner as a defensive back and running back ... a three-time first-team all-Southwestern Michigan Athletic Conference choice ... collected 31 career touchdowns for the Maroon Giants ... an all-state sprinter ... owns school and Big 16 Conference records in the 200-meter (21.7 seconds) and 400-meter dash (48.5 seconds), also boasts the Big 16 record in the 100-meter dash (10.6 seconds) ... coached by Bob Drake.

Cammeron Lynn Cheatham: Born Jan. 17, 1990 ... son of Calvin and Marcella Cheatham.

Academic Major: Exploratory Studies.

austinCOOK

LB | 6-0 | 200 | Jr. | Chicago, Ill. [Joliet Junior College]

14

Joliet (Ill.) Junior College: Helped Joliet Junior College to a pair of Midwest Football Conference championships and a 17-6 record in his two years ... Joliet concluded its 2007 season ranked No. 10 nationally after winning the Graphic Edge Printing Bowl, one of the NJCAA national bowl games ... earned an associate's degree in general studies.

Morgan Park High School: Totaled 60 tackles, two interceptions, two forced fumbles and a fumble recovery as a senior ... was named the defensive MVP of the Chicago High School All-Star game in 2006.

Austin Cook: Born May 3, 1987 ... son of Robert and Doris Cook.

Academic Major: African American Studies.

alex DANIELS

DL | 6-3 | 260 | Jr. | Columbus, Ohio [Minnesota]

89

2006: (Minnesota) Made the transition to running back as a sophomore ... was Minnesota's second-leading rusher with 309 yards and five touchdowns in 11 games ... averaged 4.6 yards per carry ... rushed for 155 yards and three touchdowns on 24 carries

in a 44-0 win over Kent State in the season opener, earning Big Ten Co-Offensive Player of the Week ... followed up with 78 yards rushing and a his fourth touchdown of the season in a 42-17 loss to No. 22 California ... had 44 yards rushing and a touchdown on 10 carries vs. Temple ... carried the ball eight times for 22 yards at Purdue.

2005: (Minnesota) Played in 12 games, finishing with 14 tackles (10 solo) and a forced fumble ... had a pair of tackles, both solo, and a forced fumble in season opener against Tulsa ... added two more tackles (one solo) against Colorado State ... had a season-high five tackles (three solo) against Florida Atlantic ... recorded one solo tackle against Penn State ... had three tackles (two solo) against Wisconsin ... had one solo tackle against Michigan State ... participated in 177 plays ... earned first letter.

Brookhaven High School: A 2005 graduate of Brookhaven High School in Columbus, Ohio ... high school coach was Tom Blake ... ranked as a four-star performer and the 11th-best athlete in the nation by *Rivals.com* ... named the 16th-best linebacker in the nation and the 108th-best overall player by *College Football News* ... selected to the SuperPrep Midwest Team, ranked as the 26th-best player and listed as the 36th-best defensive back in the nation ... ranked as the 10th-best safety in the nation by *Scout.com* ... selected as a PrepStar All-Midwest Region performer ... named to Ohio News Network All-Ohio Team ... two-time all-city selection and was a 2004 all-conference, all-area, and all-state choice ... made 100 tackles with five sacks, three forced fumbles and two fumble recoveries in leading his team to 2004 state title ... also intercepted three passes, returning two for touchdowns ... Super Honor Roll student and National Honor Society member.

Alex Daniels: Born November 27, 1986 ... son of Peggy Daniels.

Academic Major: Communications.

CAREER STATISTICS

Year	Solo	Assist	Total	TFL	Yd	Sack	Yd	Int.	FF	FR	Ret	PBU	QBH
2005	10	4	14	0	0	0	0	0	1	0	0	0	0
Totals	10	4	14	0	0	0	0	0	1	0	0	0	0

SINGLE-GAME BESTS

Tackles 5 vs. Florida Atlantic, 9-17-2005
Forced Fumbles 1 at Tulsa, 9-1-2005

evanDAVIS

OL | 6-4 | 260 | Fr. | Cincinnati, Ohio [Colerain]

72

Colerain High School: Three-year letterwinner on the offensive and defensive line ... took every snap for his final two seasons with the Cardinals ... invited to play in the 63rd Ohio North-South Classic ... a first-team all-Greater Miami Conference and all-Southwest Ohio pick in 2008 ... named to the *Cincinnati Enquirer's* all-City first team ... a second-team all-Ohio choice ... received Colerain's Cardinal Award after leading the team to a 12-1 finish as a senior ... coached by Tom Bolden.

Evan Joseph Davis: Born Oct. 13, 1989 ... son of Greg and Gail Davis.

Academic Major: Civil and Construction Engineering Technology.

danGIORDANO

DL | 6-4 | 240 | Fr. | Frankfort, Ill. [Lincoln-Way East]

99

Lincoln-Way East High School: A four-year starter at defensive end ... compiled a 44-6 career mark, including the 2005 Illinois 8A State title for the Griffins ... a two-time all-conference, all-area (*Star Newspapers*) and *Champaign News-Gazette* All-State choice ... selected the Southwest Suburban Conference Defensive Player of the Year after his senior season ... coached by Rob Zvonar.

Daniel James Giordano: Born Sept. 17, 1989 ... son of Edward and Denise Giordano.

Academic Major: Pre-Business Administration.

kevin GREANY

OL | 6-2 | 286 | R-Fr. | Milford, Ohio [Milford]

64

Milford High School: Lettered three years at Milford High School playing for head coach Dick Dewitt ... graduated from Milford in 2007 and attended class at UC in 2007-08.

Kevin Greany: Born Sept. 27, 1989 ... son of Tim and Kristie Greany.

Academic Major: Exploratory Studies.

quentin HINES

RB | 6-0 | 201 | Fr. | Detroit, Mich. [Mt. Clemens]

31

Mt. Clemens High School: Rushed for 1,491 yards and 21 touchdowns as a senior at Mt. Clemens High School, earning first-team all-county, all-region, and all-state honors ... also competed in track and field as a sprinter ... was a member of Team Michigan at the Midwest Meet of Champions ... posted a season-best time of 10.6 seconds in the 100 meters during the 2008 season ... finished second in the 100 meters and third in the 200 meters at the state track meet.

Quentin Hines: Born October 8, 1990 ... son of Quentin Hines and Roslynn Merriweather.

Academic Major: Business Management.

sean HOOEY

OL | 6-8 | 260 | Fr. | Litchfield, Mich. [Hillsdale]

77

Hillsdale High School: A letterwinner as a tight end and defensive lineman at Hillsdale High School, after spending three years at Litchfield ... chosen to the all-Southern Michigan Activities Association first-team in 2007 ... helped the Hornets win the SMAA South title and qualify for the state playoffs ... collected 55 tackles, including 17 for loss, and 10 sacks on his way to *Jackson Citizen Patriot* All-Area Dream Team and *Detroit Free Press* first-team plaudits ... received *Associated Press* Honorable Mention all-state recognition ... invited to play in the 2008 Michigan East-West All-Star Game ... one of eight defensive linemen invited to the Great 8 Football Awards by the Mid-Michigan Touchdown Club ... coached by Marc Lemerand.

Sean Timothy Hooey: Born July 26, 1990 ... son of Tim Hooey and Nancy Moore ... father played linebacker at Western Kentucky and Montclair State.

Academic Major: Pre-Business Administration.

bruce HORNER

DB | 6-1 | 175 | Fr. | Farmington Hills, Mich. [Harrison]

31

Harrison High School: A three-year letterwinner at linebacker and wide receiver ... collected 223 tackles, six interceptions, and 12 forced fumbles over his prep career ... tallied 60 catches for 933 yards, including 19 for touchdowns over three seasons for the Hawks ... one of eight defensive backs named to the Great 8 Football Awards by the Mid-Michigan Touchdown Club ... a two-time all-Oakland Activities Association and *Detroit News* All-Metro North selection ... coached by John Harrington.

Bruce Vincent Horner, Jr.: Born Feb. 3, 1990 ... son of Bruce Horner, Sr. and Courtney Ritchie.

Academic Major: Undecided.

chris JOHNSON

DE | 6-5 | 245 | Fr. | Columbus, Ohio [Marion Franklin]

73

Marion Franklin High School: Two-year letterwinner playing for head coach Brian Haffele ... helped Marion Franklin to a pair of Columbus City League championships ... the

Red Devils went 18-4 in his two varsity season, posting 9-2 records in 2006 and 2007.

Christopher Johnson: Born May 8, 1990 ... son of Joseph and Mary Applegate.

Academic Major: Physics.

brendon KAY

QB | 6-4 | 220 | Fr. | Ira, Mich. [Marine City]

11

Marine City High School: A three-year team captain ... shined as a quarterback, kicker, and punter ... posted a 34-2 record in three years as the starting signal caller ... Macomb Area Conference Gold Division MVP in 2006 and 2007 ... directed the Mariners to the 2007 Michigan Division 4 State Championship ... completed 133-of-202 passes for 2,083 yards, with 27 touchdowns and also rushed for 561 yards and 15 scores on his way to being named to the *Detroit Free Press* Dream Team and the *Lansing State Journal* Catch 22 as a senior ... totaled 1,182 yards and 18 touchdowns through the air and 340 yards on the ground and seven rushing scores as a junior ... twice recognized as a *Detroit News* All-Metro East honoree ... two-time *Port Huron Times Herald* Player of the Year ... invited to play in the 2008 Michigan East-West All-Star Game ... coached by Tony Scarcelli.

Brendon Joseph Kay: Born Dec. 29, 1989 ... son of Charles Kay and Diane Lees.

Academic Major: Health Promotions.

travis KELCE

QB | 6-5 | 242 | Fr. | Cleveland Heights, Ohio [Cleveland Heights]

8

Cleveland Heights High School: Three-year letterwinner at quarterback ... recognized with all-Lake Erie League honors after totaling 2,539 yards of total offense as a senior ... collected 1,016 yards rushing, including 10 touchdowns and 1,523 passing yards on 103-of-198 attempts, with 21 scores and eight interceptions in 2007 ... three-sport athlete for the Tigers ... coached by Jeff Rotsky.

Travis Michael Kelce: Born Oct. 5, 1989 ... son of Ed and Donna Kelce ... brother Jason is a sophomore offensive lineman for the Bearcats.

Academic Major: Undecided.

patrick LAMBERT

DB | 6-1 | 190 | Fr. | St. Cloud, Fla. [Osceola]

13

Osceola High School: Four-year letterwinner ... a 2007 Florida Sports Writers Association First-Team 5A All-State selection ... named to the *Orlando Sentinel* All-Central Florida First Team after posting 186 tackles (105 solos, 81 assists) and six sacks as a senior ... central figure for the Kowboys' 14-0 start that culminated with a trip to the Florida 5A State title game ... *Orlando Sentinel* and *Osceola News-Gazette* Defensive Player of the Year ... selected to serve as captain in the Central Florida East-West All-Star Game ... registered 356 career stops ... coached by Jeff Rolson.

Patrick Thole Lambert: Born Dec. 25, 1989 ... son of Brian and Joyce Lambert.

Academic Major: Food and Nutrition.

danny MILLIGAN

WR | 5-9 | 170 | Fr. | Cincinnati, Ohio [St. Xavier]

6

St. Xavier High School: Three-year letterwinner as a wide receiver, kicker, and punt returner ... played a part in two Ohio Division I State titles ... amassed a 40-2 record over the last three seasons ... voted most valuable player of the Bombers' state championship squad ... shared the 2007 *Associated Press* Ohio Offensive Player of the Year honors after amassing 37 catches for 564 yards and seven touchdowns ... three-time *Cincinnati Enquirer* all-City and all-Greater Catholic League pick ... set Ohio high school record with 40 career field goals ... totaled 60 career receptions for 938 yards and 16 for scores ... coached by Steve Specht.

Danny P. Milligan: Born June 13, 1989 ... son of John and Kathy Milligan ... brother Jesse played football at Harvard ... sister Katie played soccer at Miami (OH).

Academic Major: Undecided.

brandonMILLS

DL | 5-11 | 265 | Fr. | Cincinnati, Ohio [Colerain]

58

Colerain High School: A four-year letterwinner on the defensive front ... invited to play in the 2008 Big 33 Classic ... a three-time all-Greater Miami Conference and all-Southwest District choice ... an *Associated Press* All-Ohio choice in 2007, he was named the GMC Defensive Player of the Year after registering 76 tackles, including 13 sacks as a senior ... concluded his final prep campaign with a Cardinals' record 27 tackles for loss ... finished with 149.5 career tackles ... named to the *Cincinnati Enquirer's* all-Area first team after keying a 12-1 season as a senior... coached by Tom Bolden.

Brandon Martin Mills: Born Sept. 21, 1990 ... son of Paul and Elaine Mills.

Academic Major: Undecided.

markNELSON

LB | 6-1 | 224 | Fr. | Westerville, Ohio [Big Walnut]

55

Big Walnut High School: Three-year letterwinner at linebacker ... posted a 31-7 record, including back-to-back Ohio Capital Conference Capital Division titles ... carded 164 tackles, including 18 for loss, and eight sacks on his way to first-team all-Ohio Capital Conference recognition ... led the Eagles to a 14-1 finish and the 2007 Ohio Division III State Championship ... received second-team all-OCC honors as a junior ... selected to play in the 2008 Central Ohio All-Star Football Classic ... the Eagles went a combined 22-4 (8-3 in 2007; 14-1 in 2008) in his final two seasons ... earned three letters playing football for head coach Scott Wetzell.

Mark Anthony Nelson: Born Oct. 26, 1989 ... son of Mike and Cheryl Nelson.

Academic Major: Undecided.

lynellPAYNE

WR | 6-3 | 205 | Fr. | Marlton, N.J. [Cherokee]

82

Cherokee High School: Three-year letterwinner at wide receiver, cornerback, and kick returner ... starter on the Chiefs' 2005 squad that finished 10-2 and won the South Jersey Group IV state crown ... also served on the 2006 South Jersey Group IV state championship basketball team ... twice honored with *Burlington County Times* All-County plaudits ... coached by P.J. Mehigan.

Lynell Shermer Payne: Born Jan. 4, 1990 ... son of Raleigh Drennon and Sophia Payne.

Academic Major: Undecided.

isaiahPEAD

RB | 5-11 | 185 | Fr. | Columbus, Ohio [Eastmoor Academy]

23

Eastmoor Academy: Four-year letterwinner at running back and defensive back ... earned the Ohio Division III Player of the Year award after rushing for 2,204 yards (11.5 yards per carry) and scored 39 touchdowns as a senior ... collected six interceptions and 35 tackles for the Warriors' defense ... rushed for 1,696 yards (10.7 yards per carry) and 24 touchdowns, and also caught 10 passes for 250 yards, including two scores on his way to being named Ohio's Division IV Player of the Year in 2006 ... concluded his prep career with 4,443 rushing yards and 63 touchdowns ... Eastmoor Academy's all-time rushing

leader, surpassing two-time Heisman Trophy Winner Archie Griffin ... 2007 Ohio Division II State 400-meter dash champion (48.16 seconds) ... coached by John Miranda.

Isaiah D'Vaughn Pead: Born Dec. 14, 1989 ... son of DeJuan Taylor and Leshawna Pead.

Academic Major: Undecided.

quincyQUETANT

DB | 6-0 | 190 | Fr. | Orlando, Fla. [Timber Creek]

36

Timber Creek High School: Four-year letterwinner at linebacker and wide receiver ... named to the *Orlando Sentinel* All-Central Florida Second Team as a senior after carding 220 receiving yards and 70 tackles, with seven touchdowns ... chosen for the Central Florida East-West All-Star Game ... registered 30 receptions and seven pickoffs as a junior ... totaled more than 1,200 yards and 18 touchdowns receiving for his career ... collected approximately 200 tackles and 11 interceptions over his four seasons ... coached by Jim Buckridge.

Quincy Malbrough Quetant: Born Feb. 20, 1990 ... son of Darrell and Deborah Watson.

Academic Major: Undecided.

jaredRAINS

DB | 5-10 | 185 | Fr. | Aliquippa, Pa. [Hopewell]

41

Hopewell High School: Three-year letterwinner at running back and defensive back ... repeated as league champion in 2005 and 2006 ... a three-time all-Parkway Conference pick ... collected 2,935 career rushing yards while in the Vikings backfield ... named second-team all-State and a *Pittsburgh Post-Gazette* Fabulous 22 Football All-Star as a junior ... coached by Dave Vestal.

Jared Daniel Rains: Born Aug. 3, 1989 ... son of Daniel and Debbie Rains.

Academic Major: Exploratory Studies.

lucaROMEO

RB | 6-2 | 215 | Fr. | Cincinnati, Ohio [St. Xavier]

33

St. Xavier High School: Helped St. Xavier High School to a pair of state championships and a 40-2 record in his three years on the football team ... tallied a combined 1,172 yards and eight touchdowns in his final two seasons, averaging over 5.0 yards per carry ... two-time all-Greater Catholic League selection ... also helped the St. Xavier boys volleyball team to a state championship in 2006.

Luca Romeo: Born May 14, 1990 ... son of Patricia and Aldo Romeo.

Academic Major: Pre-International Business.

j.k.SCHAFFER

LB | 6-1 | 220 | Fr. | Cincinnati, Ohio [LaSalle]

37

LaSalle High School: Two-year letterwinner at linebacker ... named first-team *Associated Press* Division I All-Ohio, all-Southwest District, and all-Greater Catholic League as a senior ... honored as the GCL Linebacker of the Year after totaling 150 tackles, including 26 for loss, and 13 sacks to lead the Lancers' defense in 2007 ... earned second-team all-Greater Catholic League mention during his junior season in which he collected 95 tackles and 4.5 sacks ... established program records for most tackles in a game, tackles in a season, and sacks in a season ... coached by Tom Grippa.

Jerome Kyle Schaffer: Born June 10, 1990 ... son of Jerry and Mary Schaffer.

Academic Major: Health Promotions.

walter STEWART

LB | 6-4 | 205 | Fr. | Ashville, Ohio [Teays Valley]

54

Teays Valley High School: A three-year letterwinner on the defensive line ... finished the 2007 season with 102 tackles, 22 of those for loss, 17 sacks, six caused fumbles, and four fumble recoveries ... earned *Columbus Dispatch* first-team all-metro and second-team all-Ohio honors as a senior ... collected six fumbles, 11 forced fumbles, 30 sacks and 285 total tackles for his career with the Vikings ... garnered first-team all-Mid-State League ... coached by Steve Evans.

Walter James Stewart: Born June 21, 1990 ... son of Keith and Lynn Fields and Nichelle Stewart.

Academic Major: Undecided.

mark TABAR

K | 6-2 | 180 | Fr. | Cincinnati, Ohio [Colerain]

12

Colerain High School: Named first-team all-Greater Miami Conference, all-district, all-region and honorable mention all-state as a senior ... played in the Cincinnati East-West All-Star Game in 2008 ... joined the football team at Colerain as a sophomore after being a soccer goalie as a freshman ... connected on 15-of-26 field goals in high school, including a long of 43 yards ... also converted 105-of-115 PATs (.913) ... scored 150 points in his final two years at Colerain ... averaged over 38 yards per punt in high school, landing 18-of-52 kicks inside the 20-yard line ... kicked a pair of game-winning field goals in his career, including one in 2007 that knocked off nationally-renowned Hoover (Ala.) in the Kirk Herbstreit Ohio vs. USA Challenge held in Nippert Stadium.

Mark Tabar: Born July 12, 1989 ... son of Paula and Bruce Tabar.

Academic Major: Undecided.

nick TRUESEDELL

WR | 6-7 | 230 | Fr. | Cincinnati, Ohio [Anderson]

81

Anderson High School: Four-year letterwinner at wide receiver and punter ... member of the Fort Ancient Valley Conference Buckeye Division championship squad that finished 13-2 after claiming the 2007 Ohio Division II State crown ... a *Cincinnati Enquirer* All-City honorable mention choice ... named the Redskins' Offensive MVP ... registered 17 catches for 264 yards, including a season-long 55-yard catch and run ... also scored six touchdowns ... coached by Jeff Gesting.

Nicholas Richard Truesdell: Born March 14, 1990 ... son of Richard Scantlebury and Teresa Truesdell.

Academic Major: Undecided.

darrin WILLIAMS

RB | 5-7 | 175 | Fr. | Detroit, Mich. [Martin Luther King]

25

Martin Luther King High School: Four-year letterwinner at running back ... posted the third-highest rushing total in Michigan prep history books with 2,837 yards to lead the Crusaders to the 2007 Detroit Public School League and Michigan Division II State titles ... his 350 carries as a senior are the fourth-most in Michigan high school single-season records ... recognized on the *Detroit Free Press* Dream Team ... a two-time all-state selection ... prep career totals include 714 carries for 5,955 rushing yards, with an 8.3 yards per carry average, and 56 touchdowns ... coached by James Reynolds.

Darrin LeRoy Williams: Born June 19, 1990 ... son of DeVaughn Williams and Debra Hooks.

Academic Major: Undecided.

george WINN

RB | 5-10 | 194 | Fr. | Southfield, Mich. [U. of Detroit Jesuit]

21

University of Detroit Jesuit High School: Three-year letterwinner at running back ... paced the Cubs in rushing in each of his final three seasons ... averaged better than 8.0 yards per carry as a senior en route to *Detroit News* All-Metro second team honors ... received first-team Detroit all-Catholic League as a senior ... gained more than 3,000 yards, approximately 8.0 yards per carry on the ground for his career ... ranked as the No. 35 Blue Chip by the *Detroit News* ... coached by Paul Windham.

George Edward Winn: Born Nov. 10, 1990 ... son of George and Verita Winn ... cousin Derrick Mason is a wide receiver with the Baltimore Ravens in the NFL.

Academic Major: Undecided.

derek WOLFE

DL | 6-5 | 295 | Fr. | Lisbon, Ohio [Beaver Local]

97

Beaver Local High School: Three-year letterwinner on the defensive line ... finished the 2007 season with *Associated Press* Division III All-Ohio first team defense plaudits ... registered 78 tackles and seven sacks to earn All-Ohio Valley Athletic Conference first team ... also recognized with all-Eastern District honors following his senior season ... notched 205 career stops for the Beavers ... coached by Rich Wright.

Derek J. Wolfe: Born Feb. 24, 1990 ... son of Dennis Wolfe ... resides with grandmother, Kim Wolfe.

Academic Major: Undecided.

d.j. WOODS

WR | 6-0 | 170 | Fr. | Strongsville, OH [Strongsville]

3

Strongsville High School: Three-year letterwinner at wide receiver and defensive back ... recognized on the 2007 *Associated Press* Division I All-Ohio second team after catching 38 passes before missing his final five games due to injury ... collected 35 receptions for 750 yards (21.4 yards per catch) and eight touchdowns as a junior ... named to the all-Pioneer Conference first team as a junior and again as a senior ... twice recognized with all-Northeast District first team honors ... amassed 153 receptions for 1,797 yards and 18 touchdown grabs for his career ... also scored on five kickoff returns and three punt returns ... coached by Russ Jacques.

Derrick L. Woods, Jr.: Born Nov. 29, 1989 ... son of Derrick, Sr. and Kelly Woods.

Academic Major: Business Management Technology.



head coach brian KELLY

18th season overall | second at Cincinnati

Named the University of Cincinnati's head football coach on Dec. 4, 2006, Kelly has established a reputation for building winning teams. Entering his 18th season, he is listed 12th among active Football Bowl Subdivision head coaches with a record of 148-54-2.

Kelly did not inherit a program in need of a turnaround. He has taken a program worthy of six bowl games in eight years to new heights, matching its highest victory output in a season with a 10-3 record in his first year at Cincinnati.

During a whirlwind first month on the job at UC, Kelly proved that he was up to the challenge. While preparing his new team for the inaugural International Bowl, he also managed to complete his coaching staff and fill out a talent-rich recruiting class. The Bearcats' 27-24 bowl victory over Western Michigan, just 34 days after his hiring, was the icing on the cake for a coach who never missed a beat.

In his first full season at the helm, Kelly put the Bearcats on the national radar by jumping out to a 6-0 start and earning the Bearcats their first appearance in the Top 25 in more than 30 years. Winning 10 games for the first time since 1951, the Bearcats earned their 10th bowl

appearance in program history and sixth bowl appearance in eight years. UC finished at No. 17 in the *Associated Press* Top 25 poll, earning its first appearance in a final poll.

Along the way to the 2007 Papajohns.com Bowl victory, UC's third straight bowl win, Kelly earned BIG EAST Coach of the Year honors. Cincinnati listed seven individuals on the all-BIG EAST teams, including Special Teams Player of the Year and consensus all-American punter Kevin Huber. The national leader in punting, Huber was one of three Bearcats to be named to an all-America team.

While many coaches lecture on the virtue of possession time, Kelly stresses up-tempo play on both sides of the ball, using each practice to make his point. Armed with his no-huddle offense and the philosophy of a defense that must play 60 minutes, the Bearcats' mentor brings a different attitude to each workout.

Kelly's formula for success starts with an imaginative offense. His 2007 UC team ranked 16th nationally in scoring offense (36.3), 20th in passing (286.2) and 30th in total offense (434.0). At the same time, UC's defense was listed 13th in scoring defense (18.8) and shared the national lead with 42 takeaways.

A program builder, Kelly proved that he can work magic in a short period of time. During his three years at Central Michigan, he transformed a Chippewas program that had won more than three games only once in the past four seasons into a conference champion. They posted a 9-4 record in 2006 en route to winning the MAC Championship and qualifying for their first bowl game in 12 years.

Kelly inherited a program that had produced a mere 12 wins over its previous four seasons when he took the helm at Central Michigan in 2004. He guided the Chippewas to a 4-7

the brian kelly file

personal information

Date of Birth: Oct. 25, 1962 in Everett, Mass.

Wife: Paqui

High School: St. John's Prep

Children: Patrick, Grace, Kenzel

Education: Assumption (1983)

coaching experience

Years	Positions	School
1983-86	Assistant Coach	Assumption
1987-88	Graduate Assistant Coach	Grand Valley State
1989-90	Defensive Coordinator	Grand Valley State
1991-03	Head Coach	Grand Valley State
2004-06	Head Coach	Central Michigan
2006-07	Head Coach	Cincinnati



head coach year-by-year record

Year	School	Overall	Conference
1991	Grand Valley State (1991 NCAA Playoffs)	9-3	8-2
1992	Grand Valley State	8-3	8-2
1993	Grand Valley State (1993 GLIAC Champion)	6-3-2	6-2-2
1994	Grand Valley State (1994 NCAA Playoffs)	8-4	8-2
1995	Grand Valley State	8-3	8-2
1996	Grand Valley State	8-3	8-2
1997	Grand Valley State (1997 GLIAC Champion)	9-2	9-1
1998	Grand Valley State (1998 NCAA Playoffs/GLIAC Champion)	9-3	9-1
1999	Grand Valley State	5-5	5-4
2000	Grand Valley State	7-4	7-3
2001	Grand Valley State (2001 NCAA Division II National Finalist/ GLIAC Champion)	13-1	9-0
2002	Grand Valley State (2002 NCAA Division II National Champion/ GLIAC Champion)	14-0	9-0
2003	Grand Valley State (2003 NCAA Division II National Champion)	14-1	9-1
2004	Central Michigan	4-7	3-5
2005	Central Michigan	6-5	5-3
2006	Central Michigan (2006 MAC Champion)	9-4	7-1
	Cincinnati	1-0	—
	(International Bowl)		
2007	Cincinnati (Papajohns.com Bowl)	10-3	4-3
Totals		148-54-2	122-34-2





what they are saying about **BRIAN KELLY**

“Brian Kelly is one of the most innovative and organized coaches I have been around, regardless of sport. His attention to detail regarding every element of our football program, and especially with regards to the total development of the young men in our program, is one of the many reasons why Cincinnati Football is among the hottest college football programs in the nation.”

— Mike Thomas
Director of Athletics
University of Cincinnati

“Brian Kelly has done a magnificent job in a short time in helping Cincinnati’s program get to the next level.”

— Michael Tranchese
BIG EAST Commissioner

“He can have the worst team in college football believing they’re the best team. That’s the kind of guy he is.”

— Mike Daniels
Former UC running back

“Former UC athletics director Bob Goin once said he tried everything to fill Nippert Stadium except parachuting fans into their seats from airplanes. Brian Kelly found another way. Armed with a wide-open offense and a salesman’s personality, he sold out Nippert and created a spark around the UC football program in a Bengals-crazed town.”

— Bill Koch
Cincinnati Enquirer

“Too many administrators these days are looking for the sexy hire, a beefed-up version of showmanship that may last a couple of years and fizzle out. You want success? Forget about projections and possibilities and hypotheticals; look at track records on the field. Brian Kelly wins. He won multiple championships at Division II Grand Valley State. He won a conference championship at Central Michigan. And he’ll win the Big East at Cincinnati. Watch how hard his teams play -- and watch how prepared they are. It’s a simple formula: play hard, play smart, win championships.”

— Matt Hayes
The Sporting News

“Brian Kelly proved he can build a championship program at Grand Valley State and Central Michigan. It’s only a matter of time before he has Cincinnati winning Big East titles and playing in BCS bowl games.”

— Mark Schlabach
ESPN.com

“Hiring Kelly has proven to be a brilliant move. The guy has shown to not only be a great motivator but also a whiz at developing talent. He has taken a rising program and elevated it to even greater heights.”

— Bruce Feldman
ESPN the Magazine

record in 2004 and a 6-5 slate—the school's first winning season in seven years—in 2005. CMU began to take on Kelly's persona in 2005. The Chippewas defeated both defending MAC divisional champions, Miami (OH) and Toledo, and also knocked off the league's eventual 2005 champ Akron. Central Michigan was ranked 35th nationally in total offense and 26th in passing offense while the team's rushing defense was ranked 20th.

Kelly's 2006 Chippewas lost non-conference contests to bowl-bound Boston College and Kentucky by a total of 16 points. CMU rolled up a 7-1 record in conference play to win the MAC West, then dominated Ohio, 31-10, in the league's championship game. Central Michigan boasted the 19th-most prolific passing attack in the nation, averaging 252.4 yards per game, and was ranked 31st in total offense (380.2 yards per game) and 24th in scoring offense (29.6 points). Quarterback Dan LeFevour, a freshman who passed for 2,869 yards and 25 touchdowns, was ranked 20th in passing efficiency and 14th in total offense.

Kelly had 12 of his players achieve first-team all-conference honors over his three years at CMU and three advanced to the NFL.

Kelly arrived at Central Michigan after winning back-to-back NCAA Division II national titles at Grand Valley State. The Lakers were 41-2 in Kelly's final three seasons, at one point winning 32 consecutive games. Grand Valley State went 14-0 in 2002 en route to its first national title and was 14-1 in 2003 when it claimed its second crown. Kelly was named the AFCA Division II Coach of the Year after both seasons.

Kelly led the Lakers to five conference titles and six Division II playoff appearances in his 13 seasons at Grand Valley. The Lakers never finished lower than third in the Great Lakes Intercollegiate Athletics Conference.

Kelly mentored a pair of finalists for the Harlon Hill Award, presented annually to the top player in Division II. Curt Anes won the award in 2002 after finishing runner-up in 2001, while Jeff Fox was third in the balloting in 1998. Both players were quarterbacks in Kelly's system.

Kelly's Grand Valley State players earned 77 all-America awards. Four players moved on to the NFL and another three to the Canadian Football League. His 2001 national runner-up squad set 77 NCAA, GLIAC, and school records, including the all-time Division II scoring record by averaging 58.4 points per game. The 2001 team also became the first Division II unit in 53 years to average more than 600 yards per game in total offense (600.8).

Grand Valley State followed up its record-shattering 2001 season by averaging 497.5 yards and 47.0 points during its undefeated 2002 national championship run. The 2003 team, meanwhile, was more noted for its defense. The Lakers defeated North Dakota, 10-3, in the 2003 national title game.

A native of Chelsea, Mass., Kelly attended St. John's Prep School in Danvers, Mass. He was a four-year letterwinner at Assumption College (Mass.) as a linebacker. After graduating from Assumption in 1983 with a bachelor's degree in political science, he served as linebackers coach, defensive coordinator, and softball coach from 1983-86 at Assumption.

Kelly joined the Grand Valley State staff in 1987 as a graduate assistant and defensive backs coach. He became the defensive coordinator and recruiting coordinator in 1989 and took over as head coach in 1991. His first team finished 9-3 and qualified for the NCAA Playoffs.



what they are saying about BRIAN KELLY

"I want to be Brian Kelly's agent. For him to accomplish what he has in such a short amount of time means one thing: As long as Cincinnati can afford to keep him, the Bearcats will continue to be an emerging national power. The Big East and the nation had better watch out."

— Dennis Dodd
CBS Sportsline

"Brian Kelly's infectious personality and tireless enthusiasm has pushed Cincinnati closer to the forefront of the college football landscape."

— Joe Schad
ESPN

"Brian Kelly has proven himself a winner everywhere he's been, and in a very short time he's already elevated the Cincinnati program to unprecedented national prominence. The Bearcats will be considered serious Big East contenders for as long as he's at the helm."

— Stewart Mandel
Sports Illustrated, SI.com

"He's turned this city upside down with an energy and passion for UC football that this city hasn't seen in a long time. Heck, I'd run through a brick wall to play for him."

— Lance McAlister
1530 Homer

"You stand next to Coach Kelly and you immediately feel a current of success. It's palpable. The guy just exudes this energy that if following him, anything you've dreamed of can happen."

— Lenn Robbins
NY Post

"I had the luxury of visiting my alma mater this past May and I was impressed with the direction of the program. Everything is in place for Cincinnati to compete. They have outstanding facilities, play in a strong conference, and Coach Kelly is committed to his players and the program."

— Urban Meyer
Head coach, University of Florida

"Brian Kelly is the right man for the job at Cincinnati. He is a proven winner, a creative thinker, great motivator, and has tremendous communication skills. Armed with great facilities, a BCS conference, and a growing fan base, the sky is the limit at Cincinnati with Brian as the leader of the Cats."

— Rick Minter
Former UC football Coach
Defensive Coordinator,
Marshall University

keith GILMORE

assistant head coach/defensive line | 24th season

Recruiting Areas: Northern Ohio, Michigan, Virginia, Maryland, Washington, DC

Keith Gilmore enters his sixth year as a part of Brian Kelly's staff and serves as assistant head coach and defensive line coach in his second season with the Bearcats. Gilmore has a wide range of coaching experience, having served with nine different programs.

In his first season with the Bearcats, Gilmore coached a defensive line that boasted an all-American in Terrill Byrd, UC's single-season sacks leader in Anthony Hoke, and an NFL draft choice in Angelo Craig. His group proved to be one of the best in the BIG EAST, as the Bearcats defense ranked second in the league in scoring defense (18.8) and rushing defense (114.2).

The 24-year coaching veteran mentored a pair of defensive linemen to all-league honors in his only season at Central Michigan. Gilmore went to CMU in 2006, following four seasons as the assistant head coach and defensive coordinator at Howard University. He also was the defensive line coach for the Bison, who led the Mid-Eastern Athletic Conference in total defense in 2004 (297.5 ypg) and 2005 (255.7 ypg).

Gilmore has held internships with three NFL teams throughout his coaching career. He spent the 1996 season with the Green Bay Packers coaching staff, the 2002 season with the Detroit Lions scouting department and the 2005 season with the Super Bowl-champion Pittsburgh Steelers scouting department.

Prior to his time at Howard, Gilmore spent the 1998-2001 seasons at Norfolk State. He was the special teams coordinator and also coached the defensive line and running backs.

A two-time all-Great Lakes Intercollegiate Athletic Conference honoree at Wayne State (1979-80), Gilmore began his coaching career at his alma mater in 1985. From there, he served stints at Michigan State (1988), Northern Michigan (1989-90), Grand Valley State (1991-93), Wayne State (1994), and Eastern Michigan (1995-97).

the keith gilmore file

personal information

Date of Birth: March 23, 1958
 Wife: Bridget
 Children: Keith, Keyontay, Kierre, Grace and Grant
 Education: Wayne State (1985),
 B.S. in recreation management
 Michigan State (1990),
 M.A. in sport administration



coaching experience

Years	Positions	School
1985-87	Linebackers and Running Backs	Wayne State
1988	Graduate Assistant (Offense/Special Teams)	Michigan State
1989-90	Running Backs	Northern Michigan
1991-93	Linebackers, Running Backs and Recruiting Coordinator	Grand Valley State
1994	Running Backs and Special Teams Coordinator	Wayne State
1995-97	Running Backs and Special Teams Coordinator	Eastern Michigan
1998-2001	Defensive Line, Running Backs and Special Teams	Norfolk State
2002-05	Assistant Head Coach/ Defensive Coordinator	Howard
2006	Defensive Line	Central Michigan
2007-08	Assistant Head Coach/ Defensive Line	Cincinnati



jeff QUINN

offensive coordinator/offensive line | 25th season

Recruiting Areas: Central Ohio, Chicago, Michigan, Wisconsin

A 24-year veteran as a collegiate coach, Jeff Quinn has spent the last 17 alongside Brian Kelly. Quinn joined the Cincinnati staff after earning a 31-14 win as interim head coach for Central Michigan in the 2006 Motor City Bowl.

Quinn's first season with Cincinnati was one for the record books. The Bearcats set school records in points (472), touchdowns (63) and passing touchdowns (36), finishing second in the BIG EAST and 16th nationally in scoring offense (36.3 points) and helping UC to a school-record 10 wins. His offense scored 30 or more points in eight games and topped 50 three times.

Quinn served as the associate head coach at Central Michigan from 2004-2006. While continuing his duties working with the offensive line, he added the responsibilities of offensive coordinator prior to the 2006 campaign. With Quinn as the offensive leader, the Chippewas ranked 23rd nationally in scoring offense (29.7 points) and 32nd in total offense (375.3 yards per game). He served as interim head coach and called the offensive plays in the 2006 Motor City Bowl victory. Quinn is building a reputation for developing linemen into NFL draft picks. He mentored both Joe Staley, a 2007 first-round selection, and sixth-round choice Drew Mormino. Quinn prepared Eric Ghiaciuc and Adam Kieft to be NFL draft picks in 2005 and has coached a total of nine linemen who have gone on to play professionally.

A nationally recognized clinic speaker, Quinn was published in the Nike Coach of the Year Clinic Football Manual in 2006. Last spring, he was one of three collegiate coaches to speak at the C.O.O.L. (Coaches of Offensive Line) Clinic.

Quinn arrived at CMU after 15 seasons at Grand Valley State, spending the final 13 alongside Kelly. He was part of the staff that led the Lakers to back-to-back national championships in 2002 and 2003. Quinn mentored offensive lines at Grand Valley that paved the way for 12 1,000-yard rushers, including Curt Anes, the 2002 Harlon Hill Trophy winner as the nation's top Division II player. The 2001 Laker offense averaged 600.8 yards and set an NCAA record by averaging 58.4 points per game.

At Elmhurst College, Quinn was a four-year letterman and three-year starter, serving as co-captain as a senior

the jeff quinn file

personal information

Date of Birth: Sept. 26, 1962
 Wife: Shannon
 Children: Kyle and Ryan
 Education: Elmhurst (1984),
 B.A. in Education
 DePauw (1986),
 M.A. in Educational Leadership
 Grand Valley State (2000),
 M.Ed. (Endorsement)

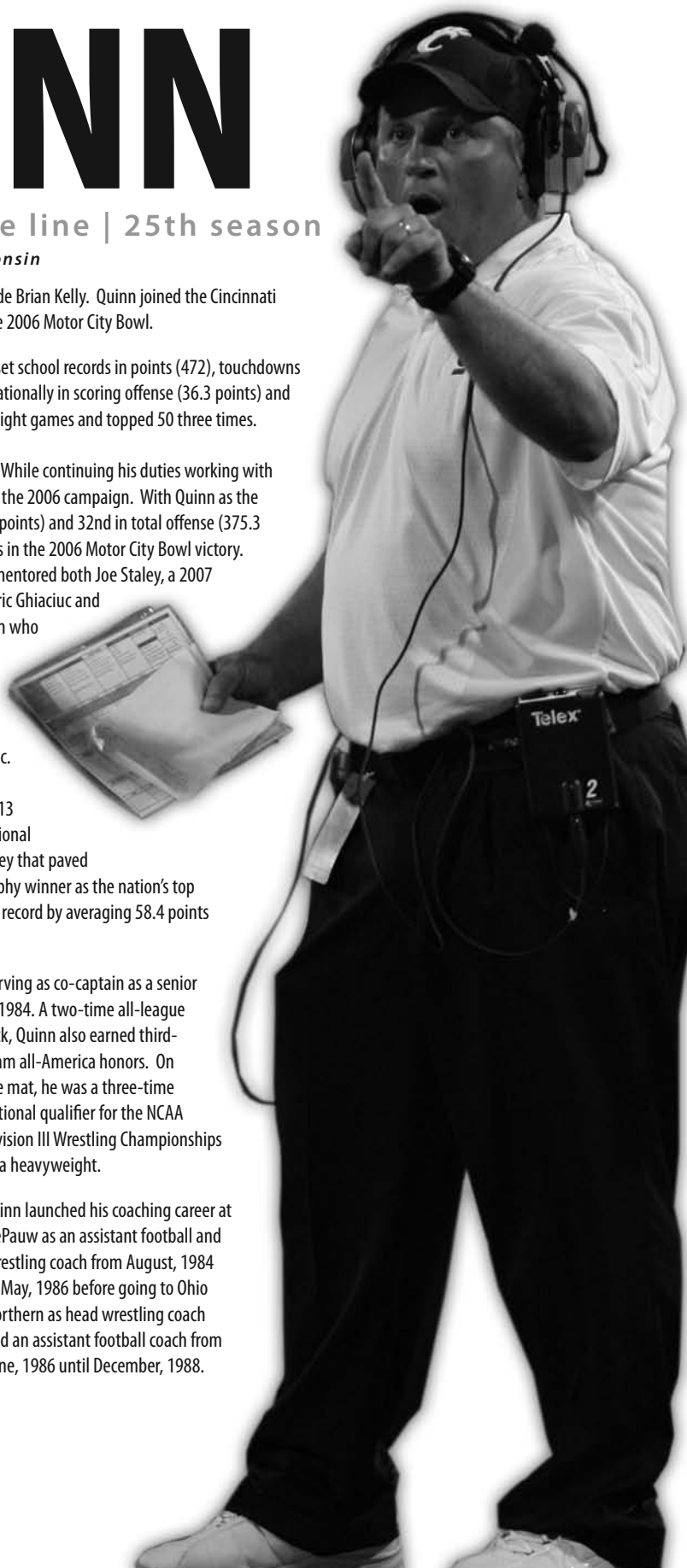


coaching experience

Years	Positions	School
1984-85	Graduate Assistant	DePauw
1986-88	Offensive Line	Ohio Northern
1989-2003	Associate Head Coach/ Offensive Line/ Offensive Coordinator	Grand Valley State
2004-05	Associate Head Coach/ Offensive Line	Central Michigan
2006	Associate Head Coach/ Offensive Line/ Offensive Coordinator	Central Michigan
2007-08	Offensive Coordinator/ Offensive Line	Cincinnati

in 1984. A two-time all-league pick, Quinn also earned third-team all-America honors. On the mat, he was a three-time national qualifier for the NCAA Division III Wrestling Championships as a heavyweight.

Quinn launched his coaching career at DePauw as an assistant football and wrestling coach from August, 1984 to May, 1986 before going to Ohio Northern as head wrestling coach and an assistant football coach from June, 1986 until December, 1988.



joe TRESEY

defensive coordinator | 14th season

Recruiting Areas: Northeast Ohio, Western Pennsylvania

Joe Tresey brings a wealth of high school and college coaching experience to the Bearcats. He spent 10 years as head coach at several high school programs in Ohio before moving up to the collegiate level.

Tresey authored a Cincinnati defense that led the nation in turnovers and interceptions in 2007. A pair of Bearcat defenders earned all-America honors and two others were selected in the 2008 NFL Draft. UC finished second in the BIG EAST in scoring defense (18.8) and rush defense (114.2) and put five of 11 defensive starters on the all-BIG EAST team.

Tresey joined Brian Kelly's staff at Central Michigan in 2006 and quickly implemented a style that forced 29 turnovers and 31 sacks in 14 games. His MAC Championship defense registered four players with all-league plaudits.

Two seasons prior to joining the CMU staff, Tresey was defensive coordinator and linebackers coach at Georgia Southern. The Eagles' defense ranked fourth nationally in total defense in 2004. While in Statesboro, Tresey helped lead the Eagles to back-to-back NCAA Division I-AA Playoff appearances. He also mentored a pair of all-Southern Conference linebackers.

A 13-year college coaching veteran, Tresey managed the defense and coached defensive backs at Akron during the 2002-03 seasons. He served the previous three years (1999-2001) as defensive secondary coach at Virginia Military Institute. Tresey began his college coaching career as the defensive coordinator at Otterbein in 1995.

Tresey moved to the collegiate ranks after serving as a decorated high school mentor. After leading Fredericktown to Ohio's Division IV state semifinals in 1989, Tresey was voted the UPI Ohio Division IV Coach of the Year. He was inducted into the Fredericktown High School Athletics Hall of Fame in 1999.

No stranger to Southwest Ohio, Tresey served four seasons as head coach at Middletown High School. He also has prior head coaching stops at New Philadelphia (Ohio) High School and Mechanicsburg (Pa.) High School.

the joe tresey file

personal information

Date of Birth: Aug. 11, 1958
 Wife: Patty
 Children: Patrick
 Education: Ohio State (1982),
 B.S. in Education
 Ashland (1997),
 M.Ed. in Sports Science



coaching experience

Years	Positions	School
1985-86	Head Coach	Mechanicsburg High School
1987-89	Head Coach	Fredericktown High School
1990-91	Head Coach	New Philadelphia High School
1992-94	Head Coach	Middletown High School
1995-98	Defensive Coordinator	Otterbein
1999-2001	Defensive Backs	VMI
2002-03	Defensive Coordinator	Akron
2004-05	Defensive Coordinator	Georgia Southern
2006	Defensive Coordinator	Central Michigan
2007-08	Defensive Coordinator	Cincinnati

Tresey is a 1982 graduate of Ohio State with a bachelor of science degree in education. He earned his master's of education in sports science from Ashland University in 1997.



mike ELSTON

recruiting coordinator/special teams/tight ends | 10th season

Recruiting Areas: Cincinnati, Midwest Ohio, Florida

Mike Elston combines BCS playing experience with a winning coaching background. Elston is an integral part of Brian Kelly's staff as recruiting coordinator, special teams coordinator, and tight ends coach.

At UC, Elston mentored 2007 BIG EAST Special Teams Player of the Year and consensus all-American punter Kevin Huber, who led the nation in gross punting with a school-record 46.9 average. Elston helped UC sign 22 recruits just 65 days after Kelly was hired as head coach at Cincinnati and coordinated a 24-member 2008 signing class.

In his three seasons with Central Michigan, Elston played many roles with the Chippewas, working his way up to special teams coordinator and linebackers coach in year three. In 2006, he instructed two all-Mid American Conference linebackers, including the top tackler in the league. His work with special teams sparked a drastic improvement in the punting unit, which finished 19th nationally in net punting.

Elston spent the 2005 season as the co-defensive coordinator, developing a unit that led the MAC in rushing defense (113.7 ypg allowed). He worked directly with defensive end Daniel Bazuin, who led the country in tackles for loss (26.5) and tied a league record with 16 sacks. The success against the run in 2005 came just two years after CMU ranked last in the MAC in rushing defense.

Prior to arriving in Mount Pleasant, Elston served a three-year stint at Eastern Michigan. He was the defensive ends coach for the Eagles in 2001 and then served as the defensive line coach/recruiting coordinator in 2002 and 2003. EMU was the most improved defense in Division I-A in both scoring and total yards in 2003.

Elston grew up in St. Marys, Ohio, where he garnered all-state honors in football, basketball, and track at Memorial High School. He went on to attend Michigan, where he was a three-year football letterwinner (1994-96). Elston remained in Ann Arbor for four years after his playing days were over. He worked as an assistant to the football camp director and then reported as a graduate assistant. Elston was a member of the national championship program in 1997 that finished a perfect 12-0 season with a 21-16 win over Washington State in the Rose Bowl.

Elston moved to a graduate assistant role with the defense and coached the outside linebackers in 1999 and 2000.

the mike elston file

personal information

Date of Birth: Nov. 1, 1974
 Wife: Beth (Broyles)
 Children: Olivia (3), Sophia (1)
 Education: Michigan (1998),
 B.S. in Sports Management/
 Communications



coaching experience

Years	Positions	School
1999-2000	Graduate Assistant	Michigan
2001-03	Recruiting Coordinator/ Defensive Line	Eastern Michigan
2004	Defensive Line	Central Michigan
2005	Co-Defensive Coordinator/ Defensive Line	Central Michigan
2006	Special Teams Coordinator/ Linebackers	Central Michigan
2007-08	Special Teams Coordinator/ Recruiting Coordinator/Tight Ends	Cincinnati



kerry COOMBS

defensive backs | 2nd season

Recruiting Areas: Cincinnati, Southwest Ohio, Southern Indiana, Indianapolis

Kerry Coombs, who directed Colerain High School in suburban Cincinnati to a Division I state championship (2004) and four other semifinal appearances, enters his second season at UC.

Coombs' first campaign as a member of the UC staff yielded instant results. The UC defense, led by his ball-hawking secondary, led the NCAA with 26 interceptions and 42 takeaways. Coombs tutored all-America cornerback Mike Mickens, all-BIG EAST corner DeAngelo Smith, who led the nation in interceptions with eight, and all-BIG EAST safety Haruki Nakamura, who was selected in the sixth round of the 2008 NFL draft.

One of the most celebrated prep coaches in Ohio, Coombs compiled a 161-34 (.826) record in 16 seasons at Colerain. His 2004 team posted a 15-0 record and won the state's Division I title with a 50-10 win in the championship game. Over his last seven seasons, Colerain won seven league titles while compiling an 86-8 (.915) record.

Coombs' 2006 team went 13-1 and was ranked No. 1 in the final Ohio *Associated Press* poll and No. 18 in the *USA Today* national rankings.

His success at Colerain emphasized a defense he personally coached. In 2006, the Cardinals posted six shutouts and yielded just over a touchdown per game. Coombs has mentored Ohio Division I Defensive Player of the Year award winners in 2004 and 2006, including UC defensive tackle Terrill Byrd, who was also the national high school Defensive Player of the Year in 2004.

Coombs guided Colerain to 10 playoff appearances and seven undefeated regular-season records. The Cardinals won the Greater Miami Conference title and advanced to the regional finals of the state playoffs in each of his final seven seasons.

A member of the University of Dayton's 1980 NCAA Division III National Championship team, Coombs completed his bachelor's degree at Dayton in 1983 and later earned his master's in education at Wright State.

the kerry coombs file

personal information

Date of Birth: Sept. 9, 1961
 Wife: Holly
 Children: Brayden, Courtney and Dylan
 Education: Dayton (1983),
 B.S. in Education
 Wright State (1995),
 M.Ed. in Educational Leadership



coaching experience

Years	Positions	School
1983-84	Assistant Coach	Green Hills High School
1985-88	Assistant Coach	Lakota High School
1989-90	Head Coach	Loveland High School
1991-2006	Head Coach	Colerain High School
2007-08	Defensive Backs	Cincinnati



gregFOREST

quarterbacks | 18th season

Recruiting Areas: Southeast Ohio, Michigan, Northern Indiana

A staple of Brian Kelly's football program has been Greg Forest, who continues his 18-year relationship with the head coach as quarterbacks coach at Cincinnati.

Forest was a key ingredient to the Bearcats' offensive success in 2007, as he mentored the UC quarterbacks to a school-record 36 touchdown passes. Graduate quarterback Ben Mauk was the centerpiece of Forest's tutelage, as he set the school mark in passing touchdowns (31), a total which placed second in the all-time BIG EAST record books. Mauk also finished in the top five in school annals in pass efficiency (150.64), completions (235), attempts (386) and yards (3,121) in his only season under Forest's watch.

Forest spent the 2006 campaign wearing the tag of assistant head coach to Kelly along with tight ends coach. He served three seasons at Central Michigan spending one season each instructing the receivers, running backs, and tight ends.

Forest worked primarily with the Chippewa running backs in 2005, molding freshman Ontario Sneed into a 1,000-yard rusher. Sneed went on to earn honorable mention all-Mid-American Conference and freshman all-America status from *The Sporting News* and *Rivals.com*.

A native of Columbus, Ohio, Forest coached wide receivers for 11 years at Grand Valley State, mentoring the top three receivers in GVSU history. All three garnered all-America recognition.

A 1992 graduate of Ohio Northern University, Forest prepped at Grandview Heights High School (1982). He was a defensive back in football and also competed in wrestling and baseball.

He began his coaching career at Grandview Heights and, after four seasons, Forest went on to be a student assistant at Ohio Northern.

Forest first went to Grand Valley State in 1991 as a sports management intern and then served as an assistant coach at Capital University in 1992 before returning to GVSU in 1993. During his tenure at Grand Valley State, the Lakers qualified for the Division II Playoffs six times and won national championships in 2002 and 2003.

the greg forest file


personal information

Date of Birth: Aug. 14, 1964
 Children: Austin, Hannah and Wayne
 Education: Ohio Northern (1992),
 B.A. in Sports Management



coaching experience

Years	Positions	School
1991	Offensive Assistant	Grand Valley State
1992	Wide Receivers	Capital
1993-94	Tight Ends	Grand Valley State
1995-2003	Wide Receivers	Grand Valley State
2004	Wide Receivers	Central Michigan
2005	Running Backs	Central Michigan
2006	Assistant Head Coach/ Tight Ends	Central Michigan
2007-08	Quarterbacks	Cincinnati



tim HINTON

running backs | 27th season

Recruiting Areas: Cincinnati, Central Ohio, Florida

Tim Hinton is heading into his fifth season as an assistant at UC and will again coach the running backs after spending the 2007 season on the defensive side of the ball as the linebackers coach.

Hinton struck success almost immediately as running backs coach after arriving at Cincinnati in 2004. In his first season, he helped develop Richard Hall into a 1,000-yard rusher and an all-league performer and tutored a ground attack that averaged 183.4 yards per contest.

In 2006, Hinton worked with a trio of Bearcats running backs who combined for 1,358 rushing yards and 10 touchdowns. Hinton's efforts with UC's special teams resulted in the Bearcats averaging 22.8 yards per kickoff return, ranking 23rd nationally.

Before arriving at UC, Hinton spent 11 seasons as head coach at Marion Harding High School, where he directed teams to five conference titles and five appearances in the state playoffs. He had two teams advance to the regional finals and sent 13 players to the major college playing ranks. In 1995, he was named Ohio Division I Co-Coach of the Year.

Hinton has served as an assistant in the college ranks for nine seasons. He spent three years at Ohio University, two as defensive line coach (1991-92) and one with the receivers (1990). He was a member of the Ohio State staff for two years (1985-86), helping the Buckeyes to a pair of bowls and a share of the 1986 Big Ten championship as a graduate assistant.

During his four seasons at Wilmington College (1981-84), Hinton helped the school to two league crowns and a pair of appearances in the NAIA playoffs.

Hinton launched his coaching career while an undergraduate at Wilmington, serving as an assistant at Amanda-Clearcreek High (Ohio) for three years (1978-80). He was a student assistant coach at Wilmington in 1981, and a head coach at Zane Trace (Ohio) and Van Wert (Ohio) high schools.

the tim hinton file

personal information

Date of Birth: April 12, 1960
 Wife: Bev
 Children: Dawn and Drew
 Education: Wilmington (1982),
 B.A. in Education



coaching experience

Years	Positions	School
1981-84	Tight Ends/Wide Receivers	Wilmington
1985-86	Graduate Assistant	Ohio State
1987-88	Head Coach	Zane Trace High School
1989	Head Coach	Van Wert High School
1990	Wide Receivers	Ohio
1991-92	Defensive Line	Ohio
1993-2003	Head Coach	Marion Harding High School
2004-06	Running Backs	Cincinnati
2007	Linebackers	Cincinnati
2008	Running Backs	Cincinnati



william INGE

linebackers | 11th season

Recruiting Areas: Kentucky, St. Louis, Dallas

William Inge joins the UC staff for the 2008 season after serving at San Diego State University the past two years as the linebackers coach.

Over the past two seasons at San Diego State, Inge mentored leading tackler Russell Allen to all-Mountain West Conference honorable mention accolades. Allen amassed 119 tackles in 12 games in 2007, and led the league in tackles per MWC outing (10.6).

Prior to joining the Aztecs staff, he spent the 2005 campaign as defensive line coach at Colorado. In 2001, Inge was hired as a defensive assistant at the University of Northern Iowa, where he eventually became the co-defensive coordinator and special teams coordinator.

In 2005, as the Buffaloes' defensive line coach, Inge helped the Buffs to the Big 12 North Division title and advance to the Big 12 Championship Game. CU finished the season in the Champs Sports Bowl.

His one year in Boulder followed a four-year tenure at Northern Iowa, where he was the co-defensive and special teams coordinator in 2004. Inge also directed the Panthers' linebackers (2001-02) and defensive line (2003). His 2004 UNI defense allowed just 305 yards per game, to rank 15th in the nation, and was 12th nationally in scoring defense (18.0). That season, the Panthers finished ranked No. 25 in the final Division I-AA poll.

Inge lettered four times at Iowa (1993-96) and returned to Iowa City in 1998, where he spent three years as the Hawkeyes' recruiting coordinator and briefly as a graduate assistant.

Inge earned his bachelor's degree in Sport, Health, Leisure, and Physical Studies in 1996, and took the opportunity after returning to Iowa to attain his master's in Athletics Administration in 1999. As a player, he was a team co-captain his senior year, when he was an honorable mention all-Big Ten

performer and a first-team Academic All-Big Ten member.

For his Iowa career, Inge made 173 tackles, with 37 for losses and 24 sacks. In addition, he earned two special awards from the coaching staff: the Appreciation Award for defense as a senior and the Hustle Award as a junior. Iowa was 17-7 overall his junior and senior years, including wins in the Sun and Alamo Bowls. He capped his collegiate career by playing in the 1997 Hula Bowl.

the william inge file

personal information

Date of Birth: December 17, 1973
 Wife: RaeAnn
 Children: Isaiah
 Education: University of Iowa (1996),
 B.S. in Sports, Health, Leisure and
 Physical Studies
 University of Iowa (1999),
 M.A. in Athletics Administration and
 Management



coaching experience

Years	Positions	School
1998	Graduate Assistant	Iowa
1999-00	Recruiting Coordinator	Iowa
2001-02	Linebackers	Northern Iowa
2003	Defensive Line	Northern Iowa
2004	Co-Defensive and Special Teams Coordinator	Northern Iowa
2005	Defensive Line	Colorado
2006-07	Linebackers	San Diego State
2008	Linebackers	Cincinnati



charleyMOLNAR

passing game coordinator/wide receivers | 25th season

Recruiting Areas: Northeast Ohio, New Jersey

Charley Molnar, who has compiled 24 seasons of experience coaching on offense, mentors the wide receivers while also serving in the role of passing game coordinator for the Bearcats.

Molnar's aerial attack produced a historic season for the Bearcats in 2007, as UC set school records in touchdown passes (36) and passing yards (3,720). Wide receiver Marcus Barnett set a school mark with 13 touchdown receptions and earned all-BIG EAST honors under Molnar's watch.

Molnar spent the 2006 campaign in a similar role under Kelly at Central Michigan, aiding the passing game and tutoring the team's wide receivers and quarterbacks. He worked with a receiving corps that included five receivers who caught five or more touchdown passes and a rookie quarterback who ranked 19th nationally in passing efficiency.

The coaching veteran pulled off a rare feat in 2006 by coaching in 15 games, including the 2006 Mid-American Conference Championship game, 2006 Motor City Bowl, and 2007 International Bowl. The accomplishments do not stop there, as he worked with the Most Valuable Player in all three postseason games.

Molnar boasts 12 years of experience as an offensive coordinator. He spent the 2005 campaign as the offensive coordinator and associate head coach at Indiana State.

He also served as offensive coordinator, quarterbacks, and wide receivers coach for four seasons at Illinois State (1990-93) and held the same post at Kent State for seven years (1994-2000). Other coaching stops included Western Michigan (2003-04), Eastern Michigan (2002), and Western Carolina (1989).

A 1984 graduate of Lock Haven University, Molnar began his coaching career at his alma mater that same year. He spent three seasons at Lock Haven, during which he coached receivers, tight ends, running backs, and kickers.

the charley molnar file

personal information

Date of Birth: July 23, 1961
 Wife: Meg
 Children: Charley III, Gillian, Tate, Bryce, Mitch, Gemma, Gianna and Dominic
 Education: Lock Haven (1984), B.S. in Political Science



coaching experience

Years	Positions	School
1984-86	Wide Receivers/Tight Ends Running Backs/Kickers	Lock Haven
1987-88	Graduate Assistant Quarterbacks/Receivers	Virginia
1989	Quarterbacks	Western Carolina
1990-93	Offensive Coordinator/ Quarterbacks/Wide Receivers	Illinois State
1994-2000	Offensive Coordinator/ Quarterbacks/Wide Receivers	Kent State
2001	Wide Receivers	Eastern Illinois
2002	Quarterbacks	Eastern Michigan
2003-04	Quarterbacks	Western Michigan
2005	Associate Head Coach/ Offensive Coordinator/	Indiana State
2006	Quarterbacks/Wide Receivers	Central Michigan
2007-08	Passing Game Coordinator/ Wide Receivers/Quarterbacks	Cincinnati

He went on to serve as a graduate assistant at Virginia, aiding in the instruction of the quarterbacks and receivers during both the 1987 and 1988 campaigns.



paul LONGO

director of football strength & conditioning | 22nd season

Paul Longo enters his fifth season alongside Brian Kelly as speed, strength, and conditioning coach for football. Longo, who was named Cincinnati's director of football strength and conditioning in January, 2007, oversees the weight training and conditioning efforts for UC's football program.

A recipient of the Collegiate Strength and Conditioning Coaches Association's Master Strength Coach Award, which is the highest achievement in the field, in May, 2001, Longo spoke at the 1993 National Strength and Conditioning Association convention on "Functional Speed Development for Football."

A 21-year coaching veteran, Longo produced six NFL draft picks in three years at Central Michigan. In 2008, Longo added two new names to his roster, including sixth-round choice Haruki Nakamura and seventh-round selection Angelo Craig.

Longo served alongside legendary Iowa head coach Hayden Fry as strength and conditioning coach from June, 1988 until January, 1999. He played a key role in the Hawkeyes' development during the program's 1990 Big Ten championship season.

While working with the Hawkeyes, Longo was a part of seven bowl trips, including two stops at the Sun Bowl, and one appearance each in the Rose Bowl, Peach Bowl, Alamo Bowl and the Holiday Bowl. During his tenure with the football team, the Hawkeyes had more than 80 players drafted into the NFL. The victorious 1996 Alamo Bowl team had 19 former walk-ons on its 65-man squad.

A four-year starter on the Wayne State football team and twice its MVP, Longo set season and career receiving records. He was in training camps as a free agent with four professional teams in three different leagues.

Longo, who was a first-team all-state selection at Sterling Heights Stevenson (Wisc.) in 1976, began his professional career as an assistant strength and conditioning coach at Wisconsin in March, 1987, before moving to Iowa in 1988.



the paul longo file

personal information

Wife: Shannon
Children: Anthony and Natalie
Education: Wayne State (1981), B.A.



coaching experience

Years	Positions
1987	Strength Assistant Coach
1988-1999	Strength Head Coach
2004-06	Strength Head Coach
2007-08	Director of Football Strength and Conditioning

School
Wisconsin
Iowa
Central Michigan
Cincinnati

john WIDECAN

assistant ad for football operations | 20th season

John Widecan begins his 20th season with the University of Cincinnati Football Program. As the Assistant Director of Athletics for Football Operations, he is in charge of the day-to-day operations for the team, including duties such as team travel, recruiting operations, events, camps, clinics, team schedule, technology, and other facets of the football program.

Widecan joined the Bearcats in 1989 as a graduate assistant football coach. He was promoted in 1991 to a full-time administrative position in which he assisted with day-to-day operations and assumed the duties of video director for the football team. Widecan was recognized as the 1997-98 Conference USA Video Coordinator of the Year by the Collegiate Sports Video Association.

As his responsibilities continued to expand, he was named the Director of Football Operations in 2000, and the program hired a video coordinator to handle the increased team video needs.

Prior to coming to UC, Widecan began his career as defensive line coach at his alma mater, Mercyhurst.

A native of Wickliffe, Ohio, he was an all-conference and all-area performer at Wickliffe High. He earned *Football News* Division III all-America honors as well as all-ECAC acclaim at Mercyhurst.

He earned his bachelor's degrees in mathematics and education in 1988. He later received his master's degree in criminal justice from UC in 1990.

His family includes his wife, Michelle, and children Mallory (13), Collin (10), and J.P. (2).

the john widecan file

personal information

Date of Birth: October 19, 1965
 Wife: Michelle
 Children: Mallory, Colin, and J.P.
 Education: Mercyhurst (1988),
 B.S. in Mathematics
 Mercyhurst (1988),
 B.S. in Education
 Cincinnati (1990),
 M.A. in Criminal Justice



coaching experience

Years	Positions	School
1988	Defensive Line	Mercyhurst
1989-90	Graduate Assistant	Cincinnati
1991-2006	Administrative Coordinator	Cincinnati
2007-08	Assistant Athletics Director for Football Operations	Cincinnati



beth REX

football program associate | 1st season

Beth Rex begins her first season as a football program associate, and her seventh overall at Cincinnati. In her current position as assistant to the head coach, Rex coordinates Brian Kelly's schedule and is responsible for all football staff and office operations as well as event planning.

Previously, she served as an athletics trainer for the Bearcats' football, baseball, women's basketball, men's soccer, tennis, men's and women's golf, cheerleading, and dance teams. Along with her training work on the field, Rex managed the administrative responsibilities for the athletics training room. She oversaw the budget, handled all purchases and inventory and processed all medical claims for UC's student-athletes.

An accredited curriculum instructor in the College of Education, Rex supervised the athletics training students associated with the football program. She also directed a roster of three interns and a graduate assistant.

Rex came to Cincinnati with extensive experience at the college and professional level. Prior to arriving at Cincinnati, she spent two years as an assistant athletics trainer at Memphis. While there, she provided primary care assessment and treatment for baseball, women's basketball and men's soccer. During the spring of 2001, she also aided the Memphis Maniax of the XFL.

Rex earned her first full-time athletics training position at the College of Wooster in August of 1998. During her one year on the Division III campus, she managed the athletics training duties for 21 varsity sports.

A 1996 graduate of Cincinnati, Rex began her career as a graduate assistant at Eastern Kentucky University. She earned her master's degree in one year and quickly moved on to the National Athletic Trainers' Association's national headquarters in Dallas in 1997.

An active member of the NATA, Rex accepted a three-year commitment to chair the NATA Research and Education Foundation Scholarship Committee in June of 2007 and was selected as the NATAREF Volunteer of the Year in 2005. A native of Tiffin, Ohio, she is married to Byron Rex.

the beth rex file

personal information

Date of Birth: January 2, 1973
 Husband: Byron
 Education: University of Cincinnati (1996)
 B.S. in health promotion and education
 with emphasis in athletics training
 Eastern Kentucky (1997)
 M.S. in physical education
 with emphasis in sports administration



experience

Years	Positions	School
1996-1997	Graduate Assistant	Eastern Kentucky University
1997-1998	Continuing Education Assistant	National Athletic Trainers' Association
1998-1999	Assistant Athletics Trainer	The College of Wooster
1999-2001	Assistant Athletics Trainer	University of Memphis
2001-2008	Athletics Trainer	University of Cincinnati
2005-2008	Adjunct Instructor	University of Cincinnati
2008	Football Program Associate	University of Cincinnati



bob MANGINE

football athletics trainer | 7th season

Bob Mangine's extensive experience in the field of athletics training makes him well-suited to diagnose and treat injuries as well as advise on their prevention.

As athletics trainer for football, Mangine supervises a program that addresses the health and well-being of the Bearcats on a year-round basis by drawing from over three decades of experience in sports medicine.

Mangine, who assumed the football duties in 2005, has served as Director of Rehabilitative Services at the University of Cincinnati since 2002. He has worked with both amateur and professional athletes since 1976, when he first arrived at UC. In 1982, he assisted in the development of the nationally-recognized Cincinnati Sports Medicine and Orthopaedic Center. After serving approximately 10 years with the organization, he started his own practice which merged with NovaCare Rehabilitation in 1998.

While he was a student at the University of Pittsburgh, Mangine launched his career in athletics training. He served as assistant athletics trainer of the Pittsburgh Condor Basketball Club and as head athletics trainer at the Community College of Allegheny County prior to graduation in 1977.

Mangine served as director of rehabilitation at UC from 1977-80 while earning his master's degree. After two years as an assistant professor of physical therapy at the Medical College of Virginia, he returned to Cincinnati to work in private clinics.

Mangine currently serves as National Director of Sports Physical Therapy Clinical Residency for NovaCare and is President of MBM Consultants, which provides management for physical therapy and occupational therapy management.

A 25-year award recipient of the National Athletic Trainers Association, he was the head athletic trainer for the aquatic teams at the 1996 Olympics, and the Goodwill Games of 1986, 1990 and 1998. He is a charter member of the Sports Physical Therapy Section Hall of Fame and the Covington Catholic (Ky.) High School Athletics Hall of Fame.

the bob mangine file

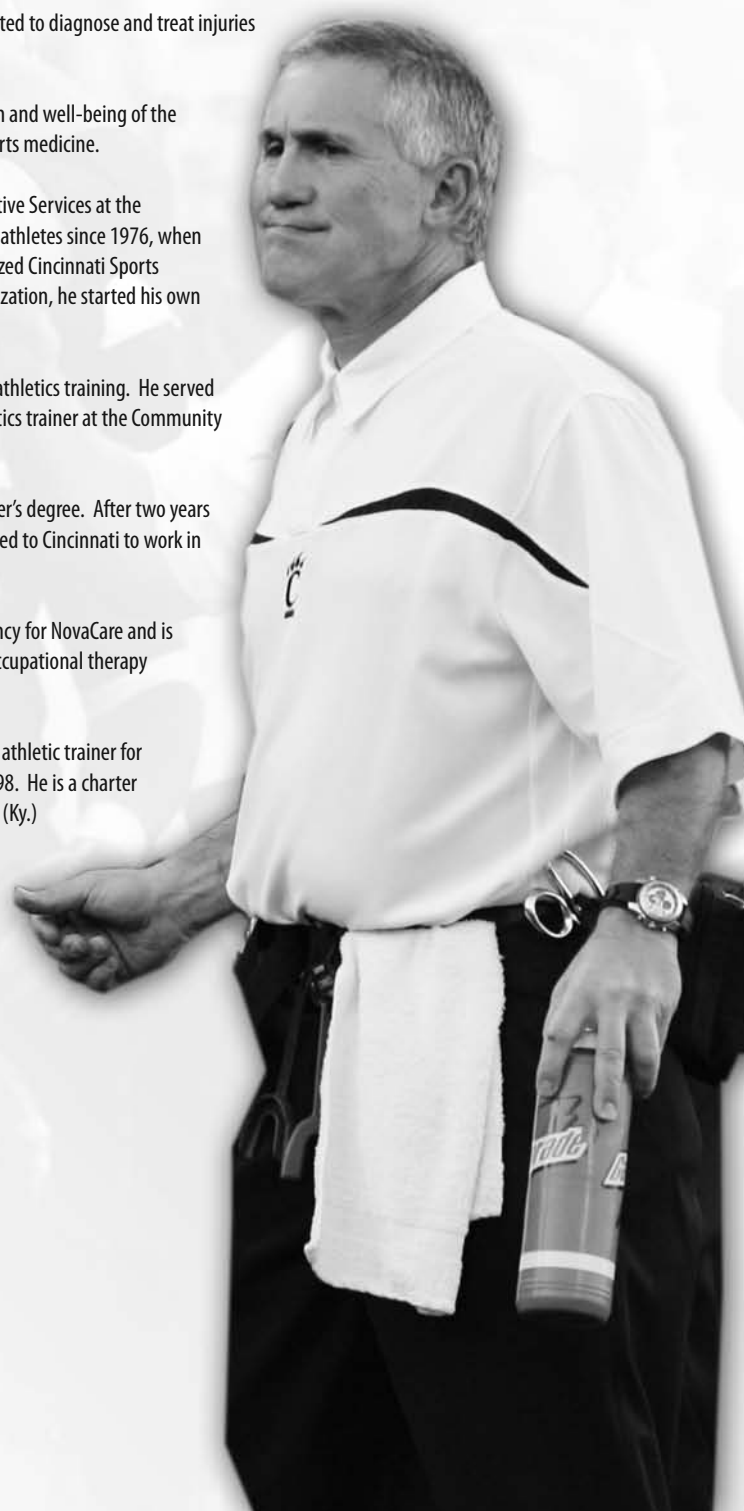
personal information

Date of Birth: June 18, 1952
 Wife: Marsha Eifert-Mangine
 Children: Matt, Mark, Robert, A.J., and Angela
 Education: Pittsburgh (1977),
 B.S. in Athletic Training
 Cincinnati (1980),
 M.Ed. in Physical Therapy



experience

Years	Positions	School
1975-77	Physical Therapist	Montefiore Hospital
1977-80	Director of Rehabilitation	Cincinnati
1980-82	Assistant Professor of Physical Therapy	Medical College of Virginia
1982-92	Director of Rehabilitation	Cincinnati Sportsmedicine and Orthopaedic Center
1991-2008	Owner / Operator	NovaCare Rehabilitation
2002-07	Director of Rehabilitation	Cincinnati
2005-08	Athletics Trainer	Cincinnati



angelo COLOSIMO kenneth STEPHENS

director, division of sports medicine/department of orthopaedics | 18th season



Angelo J. Colosimo, M.D. is currently an Assistant Professor, Director of the Division of Sports Medicine and Team Orthopaedic Surgeon for the University of Cincinnati and the Cincinnati Bengals. He is the co-director of the Wellington/University of Cincinnati Sports Medicine Fellowship.

Dr. Colosimo takes an active role in the Greater Cincinnati community by supporting and providing medical coverage for several area high schools.

A native of Yonkers, N.Y., Dr. Colosimo was a two-time first-team academic all-America running back at Colgate University. He signed as a free agent with the New England Patriots and eventually entered New York University School of Medicine, where he obtained his M.D.

Dr. Colosimo conducted his orthopaedic residency training at the Duke University Medical Center and assisted in the care of the Blue Devil athletics teams. Upon completion of his orthopaedic residency, he moved on to a Sports Medicine Fellowship with the Kentucky Sports Medicine Clinic in Lexington, Ky., and served as assistant orthopaedic surgeon to both Kentucky and Eastern Kentucky athletics.

Dr. Colosimo is a member of numerous societies, including The American Orthopaedic Society for Sports Medicine, Arthroscopy Association of North America, American Academy of Orthopaedic Surgeons and many others. He also is on the board for the National Football Foundation and College Hall of Fame.

As the director of the sports medicine division in the department of orthopaedics at the University of Cincinnati, Dr. Colosimo is involved in the education of residents and sports medicine fellows. He is involved in ongoing sports medicine research and lectures regionally and nationally on numerous sports medicine topics.



team physician | 31st season



For over 30 years, Dr. Kenneth Stephens has been a fixture at UC athletics events, serving as team physician for the UC department of athletics.

The Assistant Medical Director and Coordinator of Athletic Medicine for University Health Services, Dr. Stephens has worked in college health at UC since 1975.

During his tenure, he has held voluntary faculty appointments in the College of Education, Environmental Health, Orthopedics and Family Medicine. The president of the board of directors of the National Operating Committee for Standards in Athletic Equipment, he served as a volunteer physician with the U.S. Olympic Committee.

Dr. Stephens is a founding member of the American Medical Society for Sports Medicine and a fellow in the American College of Preventative Medicine and American College of Sports Medicine. He holds memberships in the American College Health Association and the American College of Occupational and Environmental Medicine.

Dr. Stephens, a 1970 graduate of UC's College of Pharmacy, earned his M.D. from Indiana University's College of Medicine in 1974.



jim
ELLIS
team optometrist



keith
KENTER
team orthopaedic surgeon



jerome
McMAHON
team dentist

jeff HERICKS

equipment manager | 7th season



Jeff Hericks is entering his seventh season as a member of the Bearcats' football equipment staff and his fourth as the head equipment manager. Hericks handles all of the advance travel of equipment for road games and the day-to-day aspects of the football program's equipment, including purchasing, maintenance, organization, and coordination of the nine-member student assistant program. He prides himself on fitting all of the student-athletes, coaches, and staff with the proper equipment and adidas

apparel.

His responsibilities at home games and practices consists of the setup and teardown of Nippert Stadium as well as storage of equipment and assigning and managing team and official locker rooms. On game day, Hericks assembles 18 sets of headphones for Cincinnati's sideline and press box communication system.

Hericks also coordinates the logistical efforts for taking the Bearcats' equipment on the road with Bill Kissel, the owner of Bell Moving and Storage, located in Fairfield, Ohio. Each road game includes loading a 53-foot semi-trailer with approximately 15,000 pounds of football gear.

Prior to arriving at Cincinnati, Hericks served as the football equipment manager at Toledo for eight years. While serving with the Rockets, he earned Mid-American Conference championship rings after the 1995 Las Vegas Bowl and the 2001 Motor City Bowl. He was also a part of three other MAC West Division titles.

A native of Cincinnati, Hericks served as a student equipment manger at Akron from 1990-93. A 15-year veteran of the Athletic Equipment Managers' Association, he achieved his equipment manager certification in 2000. He completed his term on the Schutt Athletic Council during the 2006 campaign.

Hericks and his wife, Missie, have two sons, Nathan and Ryan.



john SELLS

video coordinator | 3rd season



John Sells begins his third year as the video coordinator for the Cincinnati football program. He is responsible for the preparation of weekly scouting reports, film breakdown, implementation of recruiting weekends, motivation videos, daily practice video, and overseeing a staff of student assistants.

Sells served in a similar role at Western Michigan from 1999 through 2004. He was a part of back-to-back MAC West Division titles in each of his first two seasons working for Gary Darnell's

Broncos.

While in Kalamazoo, Sells implemented the XOS SportsPro editing system for football. He also recruited, supervised, and trained student assistants to aid in the video work associated with practices and games. His role also included maintaining the equipment and supplies, transportation, and setup of equipment on the road and tape exchanges for the Broncos.

Prior to joining Western Michigan's staff, Sells spent one season at East Carolina. As Director of Athletics Video, his duties entailed staffing and coordinating the video efforts at Pirate events. He moved to the Greenville, N.C., campus after serving two seasons as video coordinator at Ball State.

A former walk-on wide receiver, Sells was part of two Mid-American Conference championship teams at Ball State. He was a sophomore on the roster during the Cardinals' trip to the 1993 Las Vegas Bowl and was a graduate assistant when they returned to Las Vegas in 1996. He was forced to move to a student assistant's position for his senior season after a knee injury ended his playing career.

jacob FLINT

assistant strength coach | 2nd season



After spending four years as a member of the Central Michigan football program, Jacob Flint enters his second season as a member of the strength and conditioning staff at the University of Cincinnati.

A walk-on for the Chippewas, Flint was rewarded for his dedication to the football program with a scholarship from Brian Kelly's staff. A scout team contributor for three years, he continued his involvement with the program after exhausting his eligibility.

Flint worked as a student assistant, serving primarily in the weight room and assisting the development of the running backs for the 2006 campaign in which the Chippewas won both Mid-American Conference and Motor City Bowl titles.

A native of Shepherd, Mich., Flint graduated with honors from Central Michigan in 2007. A four-sport letterwinner at Shepherd High School, he was a two-time all-league running back. Flint earned all-state honors after leading the Bluejays to the state semifinals during his final prep campaign.

gerry BEAUCHAMP michael PAINTER

football operations assistant | 1st season

staff associate | 2nd season



With over 10 years of local high school coaching experience, Gerry Beauchamp joins the Cincinnati football operations efforts for the 2008 season. Beauchamp aids Assistant Athletics Director John Widecan in all facets of football operations, including organization of summer camps, team travel, and recruiting visits.

Beauchamp spent four seasons as an assistant varsity coach at Mason High School, his alma mater. While at Mason, he worked directly with the receivers, mentoring the top three wide outs in school history.

Beauchamp spent a year at Western Hills High School, where he coached both football and track and field. In 2006, he won a Kentucky state championship with Covington Catholic High School. Following a two-year stint at Covington Catholic, Beauchamp moved on to Shroder High School, where he served as varsity offensive coordinator as well as varsity and junior varsity quarterbacks and wide receivers coach.

Beauchamp is a 2006 graduate of the University of Cincinnati with a degree in psychology. He is currently working toward his master's degree in sport administration at Xavier University.

After one season as an intern at Central Michigan, Michael Painter is entering his second season in a similar role at the University of Cincinnati.

At CMU, Painter assisted in all facets of football operations. He was an integral part of the daily practice routine and managed the scout team defense and special teams units that helped the Chippewas win both the 2006 Mid-American Conference and Motor City Bowl titles. In 2005, Painter worked with summer camps and recruiting operations in the football office at Bowling Green.

A native of Sandusky, Ohio, Painter earned four varsity awards in football and track to go with two in basketball at Perkins High School.

Painter played football collegiately at Mount Union College, where he won an Ohio Athletic Conference Championship and a trip to the 2003 NCAA Division III National Championship game. An injury cut short his playing career, and he transferred to Bowling Green where he graduated magna cum laude with his degree in sport management in 2006.

Painter is continuing his education, studying in the College of Education, while serving the football program.



jon CARPENTER

graduate assistant | 1st season



After four seasons as a running back/linebacker for the Bearcats, Jon Carpenter trades in his helmet for a headset as he enters his first season as a graduate assistant for Brian Kelly.

Carpenter made 72 tackles, including two sacks, while playing a key role on special teams coverage units throughout his Bearcat career. He was the recipient of the Jim Kelly Spirit Award last season.

A three-time BIG EAST All-Academic selection, Carpenter graduated in the spring of 2008 with a degree in industrial management and a minor in mathematics.

Carpenter's father, Rob, played 11 seasons in the NFL, his older brother Bobby is a third-year member of the Dallas Cowboys and his younger brother George plays at Marshall University.

marty SPIELER

graduate assistant | 2nd season

A former player at Allegheny College, Marty Spieler is in his second season with the Bearcats after serving as a defensive intern last year.

Prior to coming to Cincinnati, Spieler spent one season as offensive tackles and tight ends coach at his alma mater. He served as a graduate assistant at Georgia Southern, where he finished his degree in kinesiology with an emphasis in sports psychology.

A Pittsburgh native, Spieler is a 2000 graduate of Woodland Hills High School.

While at Allegheny, Spieler was a three-year letterwinner with the Blue and Gold and was also an All-NCAC performer in the javelin for two years. He graduated in 2004 with a double major in psychology and religious studies and is married to the former Angela Teckmeyer.



jesse MINTER

graduate assistant | 2nd season



Jesse Minter returns home to Cincinnati for his second season with the Bearcats' football team. His primary duties will be assisting the defensive staff in all aspects on and off the field and assisting in coaching the linebackers.

A 2005 graduate of the College of Mount St. Joseph, Minter served as a football intern at Notre Dame in 2006. He helped a defensive unit that keyed the Irish to a 10-3 record.

A four-year football letterwinner, Minter helped Mount St.

Joseph compile a 30-10 record, marking the best four-year mark in school history, as the Lions won consecutive Heartland Collegiate Athletic Conference crowns in 2004 and 2005.

As a wide receiver, Minter helped the Lions to back-to-back NCAA Division III playoff appearances in his junior and senior seasons. In 2004, Mount St. Joseph posted a perfect 10-0 mark in the regular season and lost to eventual national champion Mount Union in the first round the following year.

A native of Yorktown, Ind., Minter graduated from Yorktown High School. He is the son of former Cincinnati head football coach and current Marshall University defensive coordinator Rick Minter and is married to the former Rachelle Wittich.



university PRESIDENT

dr. nancy ZIMPHER



Nancy L. Zimpher – a widely recognized leader in higher education, civic engagement, economic development and urban education reform – serves as the president of the University of Cincinnati,

one of the nation's top public research universities. She became UC's 25th president and its first woman president in October 2003. Under her leadership, UC embarked on an unprecedented consultation process that involved a wide spectrum of the university's stakeholders and resulted in the strategic vision, UC21: Defining the New Urban Research University.

Under President Zimpher's direction, the university continues to make significant strides in its UC21 vision to become a leading urban research institution for the 21st century. The university has experienced enrollment growth to over 36,500 students, increased retention and graduation rates, improved student satisfaction and enhanced national rankings – including breaking into the Princeton Review's 2008 best colleges list. These achievements have been accomplished through a number of strategic actions that President Zimpher implemented, among them restructuring the university's decision-making process and introducing comprehensive state-of-the-art business practices; raising admissions standards while growing enrollment and maintaining the university's deep commitment to access and a diverse student body; introducing a series of academic reforms related to Strategic Enrollment Management, program offerings and performance-based budgeting; redesigning mechanisms for research support and opportunities for commercialization on intellectual property; as well as transforming decanal leadership through the completion of several national searches.

Additional examples of President Zimpher's achievements at UC include:

- Completion of the final phases of a \$1.7 billion, 15-year capital transformation of the urban UC campus in Uptown Cincinnati;
- Creation of a university Academy of Fellows for Teaching and Learning;
- Initiating the largest campaign in UC history;
- Stepping up freshman innovations, an assessment center and undergraduate research opportunities;

- Establishment of UC's new Center for the City, designed to facilitate innovative and productive partnerships that leverage university and public expertise to work toward the betterment of the community;
- Chairing the Uptown Consortium, a five-member partnership in neighborhood development that involves five of the largest employers in the Uptown area surrounding the UC campus; and
- Founding of Strive, a Cincinnati-Northern Kentucky partnership focused on college access and success. President Zimpher is a co-founder of this partnership, which involves higher education institutions in the region, urban P-12 school districts in Cincinnati and Northern Kentucky, as well as business, civic and nonprofit organizations.

Prior to her arrival at UC, Dr. Zimpher served as the Chancellor of the University of Wisconsin-Milwaukee, where she led the university from 1998 to 2003, developing The Milwaukee Idea strategic vision and holding a faculty position in the School of Education. Prior to her appointment in Wisconsin, she was the Executive Dean of the Professional Colleges and Dean of the College of Education at The Ohio State University in Columbus, Ohio. During her career at OSU, she worked in various administrative positions and engaged in research and development efforts concerned with improving the preparation of teachers, especially teachers for urban contexts.

President Zimpher is highly engaged on the national and regional level and remains committed to an active role as a thought-leader in the 21st century. She serves as past-chair of the Board of Directors for National Association of State Universities and Land-Grant Colleges (NASULGC), the nation's primary alliance of public universities as well as the oldest higher education association in the United States, now consisting of 215 members. Dr. Zimpher also chairs a national network of presidents called the Coalition of Urban Serving Universities (USU), an organization committed to the urban agenda and the role of urban-located universities in their communities. In November 2007, she represented urban universities at the launch of the Blueprint for American Prosperity at the Brookings Institution. In addition, she serves as the Big East representative to the Division I Board of Directors of the National Collegiate Athletic Association (NCAA) and on the national board for the Fund for the Improvement of Postsecondary Education (FIPSE). A past president of a national education reform network, The Holmes Partnership, she has previously served on the Executive Board of the National Council for Accreditation of

Teacher Education and the AACTE, on the board of the American Council on Education (ACE), as chair of NASULGC's Commission on International Programs and as Project Director for a U.S. Department of Education Teacher Quality Grant.

Dr. Zimpher participates on numerous state, regional, civic and community commissions and boards. Presently, she co-chairs the Ohio Board of Regents' Articulation & Transfer Advisory Council. She serves as chair of the board of the Cincinnati USA Regional Chamber of Commerce. She also serves on the Cincinnati Business Committee, co-chairing its Education Task Force; serves on the boards of the Cincinnati Center City Development Corp. (3CDC), and the United Way of Greater Cincinnati.

Dr. Zimpher is the co-author and co-editor of books on university leadership as well as books on teacher education and urban education. She also has authored and co-authored many monographs, book chapters, and academic journal articles related to academic leadership, school/university partnerships and teacher education, and in many instances her co-author has been her husband, Dr. Kenneth R. Howey, a research professor in education at UC. She often is sought after as a key participant at both national and international conferences, making numerous presentations for groups such as ACE, NASULGC, American Educational Research Association (AERA), Association of Colleges for Teacher Education (AACTE), and Association of Teacher Educators (ATE).

She is the recipient of numerous awards including the People of Vision Award from Prevent Blindness Ohio; the Council for the Advancement and Support of Education's Chief Executive Leadership Award; Ohio State University's Alumni Association Professional Achievement Award; the Urban Appalachian Council's Kinship Award; the Association of Teacher Educators' Distinguished Research Award; the AACTE's Edward C. Pomeroy Award for Outstanding Contributions to Teacher Education; and Virginia Commonwealth University's Distinguished Woman Scholar Award. In 1998, she was inducted into the Ohio Women's Hall of Fame, and she has been recognized with the YWCA's Women of Achievement award in Columbus, Milwaukee and Cincinnati.

President Zimpher holds a bachelor's degree in English education and speech, a master's degree in English literature, and a PhD in teacher education and administration in higher education, all from The Ohio State University.

university board of trustees



Jeffrey L. Wyler
Chair



C. Francis Barrett,
Esq.



Anant R. Bhati,
M.D.



Margaret E.
Buchanan



Robert E.
Richardson, Jr.



Gary Heiman



Sandra W.
Heimann



Thomas H. Humes



H.C. "Buck"
Niehoff, Esq.

director of ATHLETICS

mike THOMAS



A 22-year veteran of college athletics administration, Mike Thomas was named as the University of Cincinnati's Director of Athletics on October 20, 2005. Since taking the reins of the department with 18 teams and 560 student-athletes,

Thomas has championed student-athlete development and fiscal responsibility, while also authoring a detailed plan for competitive success in the BIG EAST Conference and on the national level.

In May of 2006, Thomas introduced his vision for Bearcats Athletics, aptly titled CATAPULT. His five-year vision for UC's 18-sport intercollegiate program was launched on his six-month hiring anniversary. The plan focuses on three main initiatives: winning BIG EAST team championships, a high-level of academic achievement, and a comprehensive integration with the UC Campus and Greater Cincinnati Community.

CATAPULT – an acronym for championships, academics, and together – sets a goal that in the next five years UC will win a BIG EAST championship in every sport; UC's student-athletes will lead the general student body in graduation rate and grade-point average; and UC's student-athletes and coaches will engage the Cincinnati community in service.

Through the 2007-08 Winter Quarter, the second year under the CATAPULT plan, UC's sports teams continue to make marked improvement in academics as 14 of the 18 sports programs achieved a grade-point average (GPA) of 3.0 or higher and the student-athletes continued to graduate at a rate 10 percent higher than the overall student body. Those numbers will continue to grow as more and more students receive the benefits of the recently expanded and redefined academic services office and NCAA CHAMPS/Life Skills program. Overall, 12 teams showed improvements in their GPAs from 2006-07 to 2007-08.

"It is exciting to see our student-athletes and staff working together and making significant progress in so many areas, so quickly," says Thomas. "We will continue to progress as we work towards our collective goals in the three components of our CATAPULT program."

A total of 273 student-athletes from UC's 18 sports were named to either the Bearcat or the Topcat Honor Roll. To qualify for the

Bearcat Honor Roll, a student-athlete must have earned a grade point average between 3.0 and 3.49 for the quarter, while Topcat honorees must maintain between a 3.5 and a 4.0 GPA.

The Bearcats continue to step up their levels of performance in their third season in the BIG EAST, having three teams finish in the upper third of the conference and six student-athletes bring home individual championships.

The football team made program history in 2007 under first-year head coach Brian Kelly as the team tied the school record for single-season wins (10), ranked No. 17 in the final *Associated Press* Poll, a first for the UC program, and captured its second straight bowl victory, winning the Papajohns.com Bowl vs. Southern Mississippi.

The UC baseball team also posted a historic year in the spring as it finished second during the regular season with a school-record 39 wins and made its first trip to the BIG EAST Tournament title game. All told, UC Athletics produced five all-Americans, two all-Region selections, and 31 all-BIG EAST honorees in 2007-08.

In 2006-07 UC's men's soccer team became the first Bearcat squad to claim a BIG EAST title, winning the Red Division of the league's regular-season race.

"Spreading the Bearcats' message is vital to our continued brand building efforts and our charge to reach out to our fans, alumni, and sports fans and share the excitement of being a Bearcat," says Thomas. "I am very proud of the strides that we are making in all areas of UC Athletics. Our achievement is coming as a result of working together as a team. Our student-athletes and staff are setting the bar high and then reaching their goal, which is fun to be a part of."

During his tenure at UC, Thomas has hired five head coaches (head men's basketball coach Mick Cronin, head women's basketball coach Kelley Hall, head football coach Brian Kelly, head women's lacrosse coach Lellie Swords, head women's soccer coach Michelle Salmon), added the sport of women's lacrosse, and has introduced a new financial management plan which will trend operations towards a balanced budget for the first time in over a decade.

In March 2007, UC Athletics was recognized in the 2006-07 Diversity in Athletics Award, presented by the Laboratory for Diversity in Sport at Texas A&M University. The award recognizes the NCAA Division I athletics departments that excel in various areas of diversity and UC was recognized for the graduation of African American male student-athletes. UC was one of just 10 programs nationwide to earn the Diversity in Athletics Award for the graduation of African American male student-athletes.

As expenses continue to rise in the world of college athletics, the University of Cincinnati has kept pace and made historic leaps in 2007-08. The football program established new records for sellouts (3) and ticket sales revenues, while the development area, better known as UCATS, reached all-time highs for donors (3,000) and donations to the annual fund. Three months before the first football game of 2008, season ticket sales for UC football broke the all-time record and crossed over the 10,000 mark for the first time.

Beginning in the fall of 2008, all UC teams will be outfitted exclusively in adidas footwear, uniforms, training apparel, and accessories as the department signed its first across-the-board shoe and apparel contract. The four-year, \$14.5 million contract aligns UC with other adidas marketing partners such as the NFL, MLS, and an

11-year exclusive all-league partnership with the NBA.

Prior to coming to UC, Thomas spent five years as the Director of Athletics at the University of Akron, bringing a model of academic and athletic success with him from his seven years of experience as an associate athletic director at the University of Virginia. Virginia finished in the Top 25 in the Director's Cup in each year of Thomas' tenure there, while at the same time was in the Top 10 nationally in student-athlete graduation rates.

Under Thomas' direction, Akron rose from last to second place among Mid-American Conference schools in the Director's Cup annual rankings. Simultaneously, Akron vaulted from last to second place in the MAC Academic Achievement Awards.

Thomas hired highly successful football and men's basketball head coaches at Akron, and served on several coaching search committees at Virginia. He is well-connected with several national leaders in both NCAA and NBA basketball realms. In his career, he has worked with coaches who have won over 30 national championships combined.

Thomas increased the financial base of the Akron athletics program through increasing corporate sponsorship levels by 500 percent and boosted annual giving to athletics to its highest level in the school's history. Community support was rallied, with marked increases shown in football and basketball attendance.

Support services and facilities for academic support for student-athletes were significantly increased, which resulted in a significant improvement in grade point averages and graduation rates of UA student-athletes.

Thomas coordinated over \$140 million in facility construction and renovation, including \$25 million in capital improvements to Akron's athletic facilities. He also was instrumental in the initial fundraising and planning stages of the new football stadium which is under construction on the Akron campus.

Recognized for his administrative acumen by his peers, Thomas presently serves on several national and conference committees, including the NCAA Division I Championship/Competition Cabinet, the NCAA Postseason Bowl Licensing Subcommittee, the NCAA Men's Basketball Issues Committee, and he also chairs the BIG EAST Championship and Competition committee. Thomas has also previously served as a member of the NCAA Division I Women's Basketball Issues Committee, the NCAA Division I Academics/Eligibility/Compliance Cabinet, and the Division 1A Athletics Director's Association Legislative Review Committee.

Twice during his career, Thomas has received distinction for his efforts and dedication as a director of athletics, garnering the General Robert R. Neyland Outstanding Athletics Director Award in 2005 at Akron and then again this past April (2008) at Cincinnati.

Prior to his experience at Virginia, Thomas spent seven years at the University of Denver as assistant athletic director for internal operations, and one year at the University of Iowa in marketing and promotions.

Thomas, 48, received his B.S. degree in Business Administration from Colorado State University in 1983, and his M.S. degree in Athletic Administration from Western Illinois University in 1986. He and his wife, Jenifer, have four children: Vince, Joey, Mick, and Meredith.

the mike thomas file

personal information

Wife: Jenifer
Children: Vince, Joey, Mick, and Meredith
Education: Colorado State (1983),
B.S. in business administration
Western Illinois (1986),
M.S. in athletics administration

experience

Years	Positions	School
1985-86	Marketing and Promotions Associate	Iowa
1986-93	Assistant Director of Athletics	Denver
1993-00	Associate Director of Athletics	Virginia
2000-05	Director of Athletics	Akron
2005-08	Director of Athletics	Cincinnati

senior ADMINISTRATION

bob arkeilpane

deputy director of athletics



Bob Arkeilpane joined the University of Cincinnati as Deputy Director of Athletics in December of 2005. He is the No. 2 administrator in charge of UC's 18-sport intercollegiate athletics program and oversees the daily operations of the athletics department.

Arkeilpane has three decades of Division I experience as a student-athlete, coach, and administrator. He joined the Bearcats Department of Athletics in 2005 after serving for three years as Associate Vice President of the UC Foundation, the private sector fund-raising entity for the University of

Cincinnati and its campuses, colleges, departments, and units. Arkeilpane previously had worked for the UC Foundation as college director of development and alumni affairs from 1987-91.

Arkeilpane made his return to UC after five successful years as Director of Athletics at the University of Buffalo. Arkeilpane was named officer-in-charge in UB's Division of Athletics and then served as interim athletics director for 10 months prior to being named director in February 1999. He was promoted to the helm of the Bulls' department of athletics after spending three years as Associate Athletics Director of Development at UB starting in 1995.

A native of Amherst, N.Y. and a standout high school football player at Sweet Home High School, he earned an athletics scholarship to Syracuse, where he was a starting defensive back for three seasons. He played with future NFL stars Art Monk, Joe Morris, and Gary Anderson--and against such big-name players as Warren Moon, Dan Marino, and Jim Kelly. Arkeilpane earned his bachelor's degree in 1981 from Syracuse. He earned his master's degree from Ohio University while serving as a graduate assistant football coach.

mike waddell

senior associate director of athletics/external relations



Mike Waddell joined the UC athletics family as senior associate director of athletics in March, 2006. His duties include oversight of marketing/fan development, ticketing/customer service, sports communications, information technology, the Wheels of Support program, and UC's profitable licensing and merchandising efforts. He also oversees UC's fundraising efforts with UC's professional sports alumni and serves as a member of the Campus Communications Cabinet.

Waddell has sport oversight over the UC men's soccer, men's and women's golf, and men's and women's swimming/diving teams. He also serves as the department's liaison with adidas, ISP Sports, and ESPN.

The North Carolina native came to UC from The University of Akron, where he served as the associate athletics director for external relations. Akron's sports marketing revenues increased more than five-fold during Waddell's tenure at UA via the creation of the TEAM AKRON corporate patron program. Following Mike Thomas' departure for the UC Director of Athletics chair, Waddell served as Akron's Interim Director of Athletics from December 2005 through January 2006.

A 1991 graduate of Guilford College (NC) where he was a two-time football letterman, Waddell resides with his wife, Heidi, a USPTA Tennis Professional, and their two children, son Andrew and daughter Caroline. He is an active member of NACDA and BCA, serves on the American Cancer Society Board in Cincinnati and is a founding member of the Cincinnati Sports Professionals Network.

andy hurley

senior associate director of athletics/development



Andy Hurley joined the University of Cincinnati in March of 2006 to head the Athletics Development office. His primary duties as the Senior Associate Athletics Director for Development are centered on managing efforts to generate private, philanthropic support to assist UC's student-athletes and coaches in building championship caliber programs in the BIG EAST.

He came to UC after seven years at the University of Buffalo, where he served as an assistant athletics director for the last three. Hurley had served as UB's Director of Athletics Development since September of 1998 before being appointed

an Assistant Athletics Director of Development in July of 2003.

Hurley earned his bachelor's degree from UB in 1984 and starred on the football team at defensive back, earning ECAC and Pizza Hut All-America honors in 1984. He received his master's degree in sports administration from the University of Massachusetts in 1987.

jeanette shoecraft

assistant director of athletics



Jeanette Shoecraft, who joined the Department of Athletics in February of 1998, is the chief fiscal officer of the University of Cincinnati athletics department. She develops and monitors the budget performance and strategic planning for the Department of Athletics and Fifth Third Arena, which encompasses UC's 18 sports and 15 administrative and support areas.

In addition, she manages and coordinates business, personnel and payroll operations for the Department of Athletics, which has more than 120 employees. Shoecraft also prepares all University, BIG EAST Conference, NCAA, and public financial

reports and surveys for the department.

With more than 25 years of diversified accounting and auditing experience, Shoecraft has developed policies and procedures that mitigated related risks and improved internal controls over key processes. Prior to joining the UC Department of Athletics Shoecraft compiled 18 years of experience in financial and audit management in the private sector.

Shoecraft earned her Bachelor of Business Administration in 1980 from the University of Cincinnati. She was a recipient of the prestigious Darwin Turner Scholarship.

dan krone

assistant director of athletics/facilities and operations



Dan Krone joined the University of Cincinnati as the Assistant Director of Athletics for Facilities and Operations in May of 2007. Krone is responsible for the staff that operates all of the athletics facilities, including Nippert Stadium and Fifth Third Arena. He is involved with security, parking, ushers, and all aspects of game-day operations for UC events. His duties also include oversight of the strength and conditioning facility/program, the equipment room, as well as any new construction and renovations involving athletics.

Krone comes to Cincinnati after spending four years at the University of Akron where he was the director of the athletics fieldhouse and building services. There, he oversaw all aspects of Akron's 157,000-square foot, state-of-the-art field house which includes a 120-yard football field, a 300-meter track, four batting cages, 8,000-square foot strength and conditioning room, and locker rooms.

A former college basketball player at Bethany College in Lindsborg, Kan., Krone earned his bachelor's degree from there in 1983 in recreational sports administration. He went on to pick up his master's degree from Eastern Michigan in 1990.

robin martin**associate director of athletics/senior woman administrator**

Robin Martin, who has three years of experience as a director of athletics and over 12 years of experience in the field of athletics, took over as the University of Cincinnati's Associate AD and Senior Woman Administrator in August, 2007. Martin currently manages nine of the 18 intercollegiate sport programs and provides supervision for compliance, academics, and CHAMPS/Life Skills. Prior to coming to UC, Martin was the Director of Athletics at Holy Names University, where she was the first African-American woman to ever hold the position. There, she was the oversight of 10 intercollegiate sports programs, intramurals and recreation, and served as the facilities manager. Under her leadership, the HNU athletics department produced four conference championships, four conference MVP's, three regional championship appearances, and the department sent two athletes to the NAIA National tournament in cross country.

A former women's basketball player at the University of New Orleans, Martin received a bachelor of arts degree in English and a master's degree in education. Martin plans to pursue her doctoral degree in the field of educational leadership.

michael harris**assistant director of athletics/sports communications**

Michael Harris joined the University of Cincinnati as Assistant Athletics Director for Sports Communications in April of 2007. Harris' responsibilities include directing Cincinnati's sports communications department and assisting with the continued development of UC Athletics multimedia, most notably GoBEARCATS.com. He will also serve as a media contact for the Bearcat football and basketball programs.

No stranger to the Cincinnati media, Harris, a native of Springboro, Ohio, worked at Miami University (Ohio) for six years (2001-2007) as an assistant director of athletics, overseeing various media relations and marketing roles. Harris helped the RedHawks realize unprecedented growth in season ticket and attendance numbers, doubling the season ticket base and setting all-time highs for ticket revenue.

Harris is a 1995 graduate of Miami where he earned a bachelor of science degree in organizational behavior.

dr. fritz russ**faculty athletics representative**

President Nancy L. Zimpher appointed Dr. Fritz Russ, Professor of Marketing, as the faculty athletics representative for the Cincinnati Department of Athletics, effective February 1, 2007. Academic integrity, institutional control of the athletics program, and promotion of student-athlete welfare are a FAR's major focus. The position's duties include being a liaison between academics and athletics; serving on UC's Athletics Advisory Council; assisting in institutional certification processes; participating in compliance reviews; monitoring student-athletes' academic performance and their welfare; assessing and advising on NCAA and conference policies; and attending conference and NCAA meetings.

Russ, who joined the UC faculty in 1989, has previously served the university as Senior Vice Provost, as Dean of the College of Business and as Marketing Department Head. He currently teaches undergraduate and graduate courses in international marketing and in marketing research. An active researcher, he is also involved in the business community through consulting and as a director of two publicly-held companies.

Before coming to the University of Cincinnati, he was a chaired professor at the University of North Carolina, where he also participated for four years on the university's faculty athletics committee. Russ earned a bachelor's degree from Eckerd College and a master's and doctorate from Carnegie-Mellon University.

head COACHES



Janet Carl
Men's & Women's Golf



Hyilton Dayes
Men's Soccer



Monty Hopkins
M & W Swimming & Diving



Bill Schnier
Men's T&F/Cross Country



Reed Sunahara
Volleyball



Brian Cleary
Baseball



Tabby Fagan
Cheerleading



Brian Kelly
Football



Susan Seaton
Interim Women's Track & Field



Lellie Swords
Lacrosse



Mick Cronin
Men's Basketball



Kelley Hall
Women's Basketball



Michelle Salmon
Women's Soccer



Lisa Spears
Dance

athletics **STAFF**

SEASON OUTLOOK

BIOGRAPHIES

COACHES & STAFF

ADMINISTRATION

SEASON REVIEW

BIG EAST

2008 OPPONENTS

RECORDS & HISTORY

MEDIA INFORMATION

116



Shintara Carpenter
CHAMPS/Life Skills
Coordinator



Todd Jones
Director of Academic
Services



Jennifer Sturm
Learning Specialist



Keri Thoman
Athletics Academic Advisor



Kami Little
Assistant to Deputy AD



Mary Lu Lodwick
Business Office
Administrative Coordinator



Sandra Merchant
Business Office Intern



Patty Speed
Business Office
Administrative Coordinator



Diane Wade
Business Administrator



Deborah Gray
Coordinator of Eligibility
and Financial Aid



Maggie McKinley
Asst. Director of Athletics/
Compliance



Ann Orme
Administrative Coordinator
Compliance



Caitlin Stoffer
Asst. Director of
Compliance



Bryan Allen
Administrative Coordinator
Athletics Development



TJ Feuerbach
Assistant Director
Athletics Development



Jennifer Gardner
Asst. Director of Athletics/
Development



Jeff Smith
Asst. Director of Athletics/
Development



Barry Boyd
Head Equipment Manager



Jason Buken
Asst. Equipment Manager
Olympic Sports



Ron Lehman
Equipment Manager
Olympic Sports



Andrew Bond
Account Executive
ISP Sports



Rachel Cravens
Account Executive
ISP Sports



Brad Lane
Account Executive
ISP Sports



John Mason
Asst. VP/General Manager
ISP Sports



Lindsey Delscamp
Asst. Manager/Customer
Service & Ticket Operations



JeMaul Groce
Manager/Group Sales &
Promotions



Greg Harrell
Manager/Group Sales &
Promotions



Meagan Kantor
Manager/Customer
Service & Ticket Operations



Jeff Rank
Asst. Director of Athletics/
Marketing & Fan Development



Chris Pyles
Manager/Group Sales &
Promotions



Leslie Wenert
Asst. Director/Marketing
& Fan Development



Brad Wurthman
Manager/Group Sales &
Promotions



Bill Frigge
Director of Technology/
Video Board Operations



Linda Neal
Asst. Operations Manager



Scott Wilhoit
Administrative Coordinator
Facilities and Operations



Tom Gelehrter
Manager/New Media &
Broadcasting



Jeremy Martin
Assistant Director
Sports Communications



Lara Thornton
Associate Director
Sports Communications



Jeff Carrico
Asst. Director of Athletics/
Sports Medicine



David Fluker
Athletics Trainer



Theresa Gethins
Athletics Trainer



Dave Andrews
Head Olympic Strength and
Conditioning Coach



Curtis Bostic
Asst. Strength Coach



Dr. Terren Frenz
Director, Bearcat Bands



Beth Hussey
Assistant to the AD

UCATS

OUR MISSION

To provide financial support to fund student-athlete scholarships and special needs of the athletics department; while fostering camaraderie, sportsmanship, and school spirit among students, faculty & staff, alumni and friends of the University of Cincinnati athletics programs.

GROWING UCATS

UCATS was established in 1979 to provide student-athletes at the University of Cincinnati with the finest scholastic and athletic resources possible. The private support we received from donors enables us to provide deserving student-athletes with the necessary tools to be successful in their respective sport, in the classroom, and in the community.

Increasing the number of memberships in UCATS is critical to building an economic model that will support the long-term growth of UC Athletics. In 2006-07, UC ranked last compared to football playing schools in number of donors to athletics. Although membership in UCATS has grown by 34 percent in the past year, our goal must be to join our BIG EAST peers and provide 100 percent of the scholarship funding needs to attract the best and brightest athletes to our program.

SUPPORT YOUR TEAM

Once again UCATS is offering the opportunity to direct your support to one of your favorite athletics programs as well as cheerleading, dance team, and athletics training. Each program has identified needs specific to their program that will accelerate their pursuit of the CATAPULT ideals of winning BIG EAST championships and earning distinction in the classroom and working together in the community. (Please note donations designated to a specific program will NOT count toward season ticket tier requirements).

CONTACT UCATS

2751 O'Varsity Way

Room 470


Richard E. Lindner Center
Cincinnati, OH 45221-0021

513-556-4884

(877) 55-UCATS

www.UCATS.net

UCATS BOARD OF DIRECTORS



Jim Amann



Maria Cholak



John Courter



Gary Johns



Shenan Murphy



Tim Murphy



Bill Nester



Kevin O'Brien



Fritz Russ, Ph.D.



Jeff Schaeper



Will Schwartz



Greg Wolf



Mike Ziegler





season REVIEW

The 2007 Cincinnati Bearcats posted one of the most successful seasons in 120 years, creating history along the way and shifting the paradigm on UC football. A No. 17 final national ranking, a school-record 10 wins and three sellouts of Nippert Stadium were all new developments in the growth of the Cincinnati program under first-year head coach Brian Kelly.

DOUBLE-DIGIT WINS

UC posted 10 wins in a season for just the second time in school history and the first time since 1951. The 10th win came in UC's sixth bowl appearance in the last eight seasons, a 31-21 win against Southern Mississippi in the Papajohns.com Bowl.

ALL-RED, WHITE, AND BLUE

Three Bearcats earned all-America honors following the 2007 season. Punter Kevin Huber, the BIG EAST Special Teams Player of the Year, was a consensus all-American. Cornerback Mike Mickens was named on the Football Writers Association of America all-America ballot and defensive tackle Terrill Byrd earned *Associated Press* all-America honors.

Syracuse en route to a 36.3 points per game average, second in the BIG EAST. Quarterback Ben Mauk had a superlative season, throwing for 3,121 yards and a school-record 31 touchdowns in UC's wide-open attack. The Papajohns.com Bowl MVP, Mauk was also the team's third-leading rusher with 377 yards and three scores via the ground. Mauk's top two pass-catching targets, junior Dominick Goodman (68 receptions) and redshirt freshman Marcus Barnett (62), finished in the top 10 in school annals in receptions. Barnett hauled in 13 touchdown passes, topping Jim O'Brien's school-record of 12 in 1968.

HEAVY D

The UC offense was not alone in providing highlights during the 2007 season. The Bearcats defense led the nation in takeaways with 42 and interceptions with 26. UC held opponents to 18.8 points per game, ranking No. 13 in the country. The secondary featured all-American Mike Mickens, NFL sixth-round draft choice and unanimous first-team all-BIG EAST selection Haruki Nakamura and DeAngelo Smith, who led the nation with eight interceptions. The defensive line boasted all-American Terrill Byrd at tackle and defensive ends Angelo Craig and Anthony Hoke, who set a school record with 13 sacks.



BEST IN THE BIG EAST

Brian Kelly, who posted the second-best record amongst first-year head coaches in 2007, was named the BIG EAST Coach of the Year. Punter Kevin Huber led the nation in gross punting average and earned BIG EAST Special Teams Player of the Year honors. Seven Bearcats were named to the all-BIG EAST team, led by first-teamers Huber, junior defensive tackle Terrill Byrd, and junior cornerback Mike Mickens and senior safety Haruki Nakamura, who both were unanimous selections. Redshirt freshman wide receiver Marcus Barnett, junior offensive tackle Trevor Canfield, senior defensive end Anthony Hoke and junior corner DeAngelo Smith were named to the second team.

THE NEXT LEVEL

Safety Haruki Nakamura (Baltimore Ravens) and defensive end Angelo Craig (Cincinnati Bengals) were drafted in the sixth and seventh rounds, respectively, in the 2008 NFL Draft, the ninth and 10th Bearcats to be selected in the draft since 2003. Six other Bearcats earned invitations to mini-camps as offensive lineman Digger Bujnoch (New York Giants), running back Bradley Glatthaar (Cincinnati Bengals), defensive end/linebacker Anthony Hoke (Cincinnati Bengals), and tight end/fullback Doug Jones (St. Louis Rams) each signed free agent contracts. Additionally, tight end Earnest Jackson (New England Patriots) and running back Greg Moore (Cincinnati Bengals) were invited for mini-camp workouts.

OFFENSIVE FIREWORKS

The UC offense exploded for school records in points (472), touchdowns (63) and passing touchdowns (36). The Bearcats put up 59 points against Southeast Missouri State and 52 each against San Diego State and

SPECIAL SPECIAL TEAMS

BIG EAST Special Teams Player of the Year Kevin Huber was a weapon all season, pinning the opposition deep in its own territory with booming punts and accurate placement. Huber, a Ray Guy Award finalist, led the NCAA with a 46.9 punting average and had 20 of his 57 punts downed inside the opponent's 20 yard line. Redshirt freshman placekicker Jake Rogers drilled a Nippert-stadium-record 55-yard field goal in UC's 34-3 win against Oregon State. UC registered three blocked punts in 2007, recovering two for touchdowns.



Angelo Craig, Terrill Byrd and Ryan Manlac

National Awards

Walter Camp All-America First Team
Kevin Huber, P

FWAA All-America Team
Mike Mickens, CB

Sporting News All-America First Team
Kevin Huber, P

Associated Press All-America First Team
Kevin Huber, P

Associated Press All-America Second Team
Terrill Byrd, DT

Ray Guy Award Finalist
Kevin Huber, P

BIG EAST Honors

BIG EAST Coach of the Year
Brian Kelly

BIG EAST Special Teams Player of the Year
Kevin Huber, P

First Team
Terrill Byrd, DT
Kevin Huber, P
Mike Mickens, CB
Haruki Nakamura, S

Second Team
Marcus Barnett, WR
Trevor Canfield, OL
Anthony Hoke, DE
DeAngelo Smith, CB

BIG EAST Offensive Player of the Week
Dustin Grutza, QB, vs. Miami (OH), Sept. 17
Ben Mauk, QB, vs. San Diego State, Oct. 1
Ben Mauk, QB, vs. Syracuse, Nov. 26

BIG EAST Defensive Player of the Week
Mike Mickens, CB, vs. Southeast Missouri State, Sept. 3
Ryan Manalac, LB, vs. Rutgers, Oct. 8
Haruki Nakamura, S, vs. USF, Nov. 5

BIG EAST Special Teams Player of the Week
Jake Rogers, K, vs. Oregon State, Sept. 10
Kevin Huber, P, vs. Rutgers, Oct. 8

BIG EAST Conference Football BIG EAST All-Academic Team
Digger Bujnoch, OL
Chris Flores, OL
Kevin Huber, P
Jeff Linkenbach, OL
Ryan Manalac, LB
Cedric Tolbert, DB
Jon Carpenter, LB



Kevin Huber



Terrill Byrd



Trevor Canfield



Haruki Nakamura



Digger Bujnoch

Cincinnati Team Awards

Claude Rost Award – Most Valuable Player
Ben Mauk, QB Gr.
Haruki Nakamura, S Sr.

John Pease Award – Most Outstanding Lineman
Digger Bujnoch, OL Sr.
Terrill Byrd, DL Jr.

Brig Owens Award – Most Outstanding Back
Mike Mickens, CB Jr.

Outstanding Receiver
Dominick Goodman, WR Jr.

C-Club Strothman Award – Academic Excellence
Digger Bujnoch, OL Sr.

Captain's Trophy
Digger Bujnoch, OL Sr.
Haruki Nakamura, S Sr.

Jim Kelly Coaches Spirit Award
Jon Carpenter, LB Sr.
Mike Daniels, WR Sr.

Glenn Sample Community Service Award
Dustin Grutza, QB Jr.

Special Teams Player of the Year
Kevin Huber, P Jr.

Newcomer of the Year
Marcus Barnett, WR Fr.

Offensive Scout Team Player of the Year
John Goebel, RB Fr.

Defensive Scout Team Player of the Year
Alex Delisi, LB Fr.

Papajohns.com Bowl MVP
Ben Mauk, QB Gr.

Postseason Game Participants

Hula Bowl
Digger Bujnoch, OL
Angelo Craig, DE
Anthony Hoke, DE/LB
Haruki Nakamura, S



Ben Mauk



Mike Mickens



Marcus Barnett



Anthony Hoke



Angelo Craig

season REVIEW

2007 RESULTS

RECORD:	OVERALL	HOME	AWAY	NEUTRAL
ALL GAMES	10-3-0	4-2-0	5-1-0	1-0-0
CONFERENCE	4-3-0	1-2-0	3-1-0	0-0-0
NON-CONFERENCE	6-0-0	3-0-0	2-0-0	1-0-0

Date	Opponent	Result	Score	Attend.
Aug 30, 2007	SE MISSOURI STATE	W	59-3	20223
Sep 06, 2007	OREGON STATE	W	34-3	25020
Sep 15, 2007	at Miami (OH)	W	47-10	22421
Sep 22, 2007	MARSHALL	W	40-14	35097
Sep 29, 2007	at San Diego State	W	52-23	24647
*Oct 06, 2007	at #21 Rutgers	W	28-23	43768
*Oct 13, 2007	LOUISVILLE	L	24-28	35097
*Oct 20, 2007	at Pittsburgh	L	17-24	33423
*Nov 03, 2007	at #20 USF	W	38-33	57379
*Nov 10, 2007	#16 CONNECTICUT	W	27-3	30943
*Nov 17, 2007	#5 WEST VIRGINIA	L	23-28	35097
*Nov 24, 2007	at Syracuse	W	52-31	30040
Dec 22, 2007	vs Southern Miss	W	31-21	35258

* denotes conference game

TEAM STATISTICS

TEAM STATISTICS	UC	OPP
FIRST DOWNS	283	257
Rushing	102	82
Passing	157	156
Penalty	24	19
RUSHING YARDAGE	1922	1485
Yards gained rushing	2272	1928
Yards lost rushing	350	443
Rushing Attempts	476	471
Average Per Rush	4.0	3.2
Average Per Game	147.8	114.2
TDs Rushing	20	10
PASSING YARDAGE	3720	3302
Att-Comp-Int	464-286-12	493-295-26
Average Per Pass	8.0	6.7
Average Per Catch	13.0	11.2
Average Per Game	286.2	254.0
TDs Passing	36	15
TOTAL OFFENSE	5642	4787
Total Plays	940	964
Average Per Play	6.0	5.0
Average Per Game	434.0	368.2
KICK RETURNS: #-YARDS	51-1150	73-1530
PUNT RETURNS: #-YARDS	22-180	16-160
INT RETURNS: #-YARDS	26-422	12-218
FUMBLES-LOST	27-14	23-16
PENALTIES-YARDS	122-1028	97-872
PUNTS-AVG	59-46.1	74-38.6
TIME OF POSSESSION/GAME	28:46	31:13
3RD-DOWN CONVERSIONS	70/178	68/196
4TH-DOWN CONVERSIONS	11/22	7/19

SCORING

SCORE BY QUARTERS	1st	2nd	3rd	4th	Total
Cincinnati	140	117	124	91	472
Opponents	53	83	48	60	244

INDIVIDUAL STATISTICS

RUSHING	GP	Att	Gain	Loss	Net	Avg	TD	Long	Avg/G
BENTON, Butler	12	100	518	19	499	5.0	2	27	41.6
MOORE, Greg	13	87	466	16	450	5.2	2	30	34.6
MAUK, Ben	12	99	517	140	377	3.8	3	55	31.4
RAMSEY, Jacob	12	96	401	39	362	3.8	3	42	30.2
GLATTHAAR, B.	13	48	155	13	142	3.0	8	28	10.9
PIKE, Tony	5	7	79	4	75	10.7	0	35	15.0
GRUTZA, Dustin	2	11	61	17	44	4.0	0	19	22.0
BARNETT, Marcus	13	6	24	0	24	4.0	0	9	1.8
HOWARD, Charley	13	1	15	0	15	15.0	0	15	1.2
HUBER, Kevin	13	1	12	0	12	12.0	0	12	0.9
DANIELS, Mike	7	2	9	0	9	4.5	0	5	1.3
JONES, Doug	12	2	8	0	8	4.0	2	5	0.7
GOODMAN, D.	13	3	7	0	7	2.3	0	4	0.5
ROGERS, Jake	13	1	0	11	-11	-11.0	0	0	-0.8
TEAM	12	12	0	91	-91	-7.6	0	0	-7.6
Total	13	476	2272	350	1922	4.0	20	55	147.8
Opponents	13	471	1928	443	1485	3.2	10	40	114.2

PASSING	G	Effic	Att-Comp-Int	Pct	Yds	TD	Lng	Avg/G
MAUK, Ben	12	150.64	386-235-9	60.9	3121	31	80	260.1
GRUTZA, Dustin	2	160.89	55-39-0	70.9	432	4	34	216.0
PIKE, Tony	5	79.72	20-11-3	55.0	91	1	15	18.2
TEAM	12	0.00	2-0-0	0.0	0	0	0	0.0
BARNETT, Marcus	13	738.40	1-1-0	100.0	76	0	76	5.8
Total	13	149.41	464-286-12	61.6	3720	36	80	286.2
Opponents	13	115.59	493-295-26	59.8	3302	15	78	254.0

RECEIVING	G	No.	Yds	Avg	TD	Long	Avg/G
GOODMAN, D.	13	68	869	12.8	8	37	66.8
BARNETT, Marcus	13	62	862	13.9	13	80	66.3
GILYARD, M.	12	36	536	14.9	3	76	44.7
BARWIN, Connor	13	31	399	12.9	2	38	30.7
JACKSON, E.	13	17	236	13.9	3	32	18.2
GIDDENS, Antwan	13	16	226	14.1	2	63	17.4
BENTON, Butler	12	16	154	9.6	1	29	12.8
MOORE, Greg	13	13	183	14.1	2	50	14.1
RAMSEY, Jacob	12	8	35	4.4	0	12	2.9
HOWARD, Charley	13	7	94	13.4	1	29	7.2
JONES, Doug	12	3	21	7.0	0	10	1.8
GLATTHAAR, B.	13	3	20	6.7	0	7	1.5
ALLI, Kazeem	12	2	54	27.0	0	34	4.5
GUIDUGLI, Ben	5	2	20	10.0	1	13	4.0
BINNS, Armon	7	1	9	9.0	0	9	1.3
DANIELS, Mike	7	1	2	2.0	0	2	0.3
Total	13	286	3720	13.0	36	80	286.2
Opponents	13	295	3302	11.2	15	78	254.0

TOTAL OFFENSE	G	Plays	Rush	Pass	Total	Avg/G
MAUK, Ben	12	485	377	3121	3498	291.5
BENTON, Butler	12	100	499	0	499	41.6
GRUTZA, Dustin	2	66	44	432	476	238.0
MOORE, Greg	13	87	450	0	450	34.6
RAMSEY, Jacob	12	96	362	0	362	30.2
PIKE, Tony	5	27	75	91	166	33.2
GLATTHAAR, B.	13	48	142	0	142	10.9
BARNETT, Marcus	13	7	24	76	100	7.7
HOWARD, Charley	13	1	15	0	15	1.2
HUBER, Kevin	13	1	12	0	12	0.9
DANIELS, Mike	7	2	9	0	9	1.3
JONES, Doug	12	2	8	0	8	0.7
GOODMAN, D.	13	3	7	0	7	0.5
ROGERS, Jake	13	1	-11	0	-11	-0.8
TEAM	12	14	-91	0	-91	-7.6
Total	13	940	1922	3720	5642	434.0
Opponents	13	964	1485	3302	4787	368.2

----- PATS -----									
SCORING	TD	FGs	Kick	Rush	Rcv	Pass	DXP	Saf	Points
BARNETT, Marcus	14	0-0	0-0	0-0	0	0-0	0	0	84
ROGERS, Jake	0	11-19	51-54	0-0	0	0-0	0	0	84
GLATTHAAR, B.	8	0-0	0-0	0-0	0	0-0	0	0	48
GOODMAN, D.	8	0-0	0-0	0-0	0	0-0	0	0	48
MOORE, Greg	4	0-0	0-0	0-0	0	0-0	0	0	24
RAMSEY, Jacob	3	0-0	0-0	0-0	0	0-0	0	0	18
BENTON, Butler	3	0-0	0-0	0-0	0	0-0	0	0	18
GIDDENS, Antwuan	3	0-0	0-0	0-0	0	0-0	0	0	18
JACKSON, E.	3	0-0	0-0	0-0	0	0-0	0	0	18
GILYARD, M.	3	0-0	0-0	0-0	0	0-0	0	0	18
MAUK, Ben	3	0-0	0-0	0-0	0	0-2	0	0	18
BARWIN, Connor	2	0-0	0-0	0-0	0	0-0	0	0	12
JONES, Doug	2	0-0	0-0	0-0	0	0-0	0	0	12
MICKENS, Mike	2	0-0	0-0	0-0	0	0-0	0	0	12
GUIDUGLI, Ben	1	0-0	0-0	0-0	0	0-0	0	0	6
HOWARD, Charley	1	0-0	0-0	0-0	0	0-0	0	0	6
WEBSTER, Aaron	1	0-0	0-0	0-0	0	0-0	0	0	6
SMITH, DeAngelo	1	0-0	0-0	0-0	0	0-0	0	0	6
CRAIG, Angelo	1	0-0	0-0	0-0	0	0-0	0	0	6
YINGLING, B.	0	0-0	6-7	0-0	0	0-0	0	0	6
TEAM	0	0-0	0-0	0-0	0	0-0	0	2	4
Total	63	11-19	57-61	0-0	0	0-2	0	2	472
Opponents	29	14-18	24-26	0-0	1	1-3	0	1	244

ALL PURPOSE	G	Rush	Rec	PR	KOR	IR	Tot	Avg/G
GOODMAN, D.	13	7	869	0	265	0	1141	87.8
BARNETT, Marcus	13	24	862	1	0	0	887	68.2
GILYARD, M.	12	0	536	57	206	0	799	66.6
RAMSEY, Jacob	12	362	35	0	351	0	748	62.3
BENTON, Butler	12	499	154	0	0	0	653	54.4
MOORE, Greg	13	450	183	0	13	0	646	49.7
BARWIN, Connor	13	0	399	18	0	0	417	32.1
SMITH, DeAngelo	13	0	0	0	296	82	378	29.1
MAUK, Ben	12	377	0	0	0	0	377	31.4
JACKSON, E.	13	0	236	0	15	0	251	19.3
GIDDENS, Antwuan	13	0	226	0	0	0	226	17.4
NAKAMURA, Haruki	13	0	0	104	0	78	182	14.0
GLATTHAAR, B.	13	142	20	0	0	0	162	12.5
MICKENS, Mike	13	0	0	0	0	136	136	10.5
HOWARD, Charley	13	15	94	0	0	0	109	8.4
PIKE, Tony	5	75	0	0	0	0	75	15.0
WEBSTER, Aaron	7	0	0	0	0	58	58	8.3
ALLI, Kazeem	12	0	54	0	0	0	54	4.5
GRUTZA, Dustin	2	44	0	0	0	0	44	22.0
SMITH, Corey	13	0	0	0	0	33	33	2.5
JONES, Doug	12	8	21	0	0	0	29	2.4
GUIDUGLI, Ben	5	0	20	0	0	0	20	4.0
HOPPEL, Adam	13	0	0	0	0	16	16	1.2
HUBER, Kevin	13	12	0	0	0	0	12	0.9
DANIELS, Mike	7	9	2	0	0	0	11	1.6
JONES, Brad	12	0	0	0	0	10	10	0.8
BINNS, Armon	7	0	9	0	0	0	9	1.3
MANALAC, Ryan	13	0	0	0	0	6	6	0.5
CORNETT, Torry	13	0	0	0	4	0	4	0.3
REVELS, Andre	13	0	0	0	0	3	3	0.2
ROGERS, Jake	13	-11	0	0	0	0	-11	-0.8
TEAM	12	-91	0	0	0	0	-91	-7.6
Total	13	1922	3720	180	1150	422	7394	568.8
Opponents	13	1485	3302	160	1530	218	6695	515.0

PUNTING	No.	Yds	Avg	Long	TB	FC	I20	Blkd
HUBER, Kevin	57	2672	46.9	62	11	9	20	0
TEAM	1	9	9.0	9	0	0	0	1
MAUK, Ben	1	36	36.0	36	0	0	1	0
Total	59	2717	46.1	62	11	9	21	1
Opponents	74	2860	38.6	71	6	27	24	3

FIELD GOALS	FGM-FGA	Pct	01-19	20-29	30-39	40-49	50-99	Lg	Blk
ROGERS, Jake	11-19	57.9	0-0	3-4	6-8	1-6	1-1	55	2

FG SEQUENCE	Cincinnati	OPPONENTS
SE Missouri State	47	(25),50
Oregon State	(38),(55)	38,(31)
Miami (OH)	43,(27),32	(21)
Marshall	(31)	-
San Diego State	(30)	(33),33
Rutgers	40	(27),(25),(47)
Louisville	(23)	44
Pittsburgh	(36),26	(41),(25),(37)
USF	(38),33,48	(21),(41)
Connecticut	-	(22)
West Virginia	(42)	-
Syracuse	42,(31)	(43)
Southern Miss	(22)	-

Numbers in (parentheses) indicate field goal was made.

PUNT RETURNS	No.	Yds	Avg	TD	Long
NAKAMURA, Haruki	15	104	6.9	0	24
GILYARD, M.	6	57	9.5	0	30
BARWIN, Connor	1	18	18.0	0	0
GIDDENS, Antwuan	0	0	0.0	1	0
BARNETT, Marcus	0	1	0.0	1	1
Total	22	180	8.2	2	30
Opponents	16	160	10.0	0	36

KICK RETURNS	No.	Yds	Avg	TD	Long
RAMSEY, Jacob	16	351	21.9	0	31
GOODMAN, D.	13	265	20.4	0	26
SMITH, DeAngelo	12	296	24.7	0	52
GILYARD, M.	7	206	29.4	0	42
CORNETT, Torry	1	4	4.0	0	4
MOORE, Greg	1	13	13.0	0	13
JACKSON, E.	1	15	15.0	0	15
Total	51	1150	22.5	0	52
Opponents	73	1530	21.0	1	100

INTERCEPTIONS	No.	Yds	Avg	TD	Long
SMITH, DeAngelo	8	82	10.2	1	54
MICKENS, Mike	6	136	22.7	2	79
NAKAMURA, Haruki	4	78	19.5	0	31
SMITH, Corey	2	33	16.5	0	25
REVELS, Andre	1	3	3.0	0	3
WEBSTER, Aaron	1	58	58.0	1	58
MANALAC, Ryan	1	6	6.0	0	6
JONES, Brad	1	10	10.0	0	10
NELMS, Lamonte	1	0	0.0	0	0
HOPPEL, Adam	1	16	16.0	0	16
Total	26	422	16.2	4	79
Opponents	12	218	18.2	3	73

FUMBLE RETURNS	No.	Yds	Avg	TD	Long
CRAIG, Angelo	2	37	18.5	1	21
CARPENTER, Jon	1	9	9.0	0	9
Total	3	46	15.3	1	21
Opponents	1	5	5.0	0	5

season REVIEW

2007 DEFENSIVE STATISTICS

DEFENSIVE LEADERS	GP	Tackles				TFL/Yds	Sacks No-Yards	Pass Def			Fumbles		Blkd	
		Solo	Ast	Total				Int-Yds	BrUp	QBH	Rcv-Yds	FF	Kick	Saf
13 NAKAMURA, Haruki	13	59	36	95	5.5-21		1.5-14	4-78	4	.	.	3	.	.
42 SMITH, Corey	13	39	41	80	6.0-25		2.5-20	2-33	.	.	1-0	1	.	.
45 MANALAC, Ryan	13	50	26	76	5.5-19		1.0-8	1-6	3	1	1-0	2	.	.
37 WILLIAMS, Anthony	13	45	29	74	5.5-10		1.0-2	.	1	3	.	1	.	.
50 REVELS, Andre	13	39	27	66	1.0-3		.	1-3	4	.	1-0	2	.	.
12 HOKE, Anthony	13	33	25	58	16.5-104		13.0-92	.	3	7	1-0	1	.	.
95 BYRD, Terrill	13	37	19	56	17.0-77		8.0-56	.	.	6
21 MICKENS, Mike	13	33	20	53	1.0-1		.	6-136	6	1	1-0	.	.	.
6 SMITH, DeAngelo	13	39	10	49	2.5-5		.	8-82	8	.	2-0	2	.	.
18 TOLBERT, Cedric	13	36	10	46	1.0-1		.	.	2
82 CRAIG, Angelo	13	22	21	43	8.0-30		3.0-15	.	2	11	2-37	.	.	.
31 CARPENTER, Jon	13	20	19	39	1.5-11		1.0-10	.	2	.	1-9	.	.	.
67 HOPPEL, Adam	13	23	15	38	6.5-49		4.0-44	1-16	.	3	1-0	.	.	.
10 NELMS, Lamonte	13	19	14	33	10.0-45		4.5-30	1-0	.	1	1-0	.	.	.
25 JONES, Brad	12	14	8	22	.		.	1-10	1	1	2-0	.	.	.
55 MORGAN, Leo	13	9	8	17	.		.	.	1	.	.	.	1	.
3 FERGUSON, Delbert	10	6	8	14	1.0-2	
7 CAREY, Craig	13	5	6	11
90 MATHEWS, Ricardo	13	6	5	11	2.5-12		2.0-11
36 WHITEHEAD, J.	12	7	4	11
44 SPARKS, Evan	9	6	4	10
49 CORNETT, Torry	13	5	5	10	2.5-7		0.5-3	.	.	1
87 HOWARD, Charley	13	5	5	10
17 WEBSTER, Aaron	7	4	4	8	.		.	1-58
57 CHEATHAM, O.	7	4	3	7
4U MCCAFFERTY, C.	10	5	.	5
32 MOORE, Justin	3	3	1	4
60 KELCE, Jason	9	3	.	3
97 ROGERS, Jake	13	2	1	3
94 TRIGG, Rob	6	2	1	3
89 BARWIN, Connor	13	3	.	3	1-0	.	1	.
43 ARMSTRONG, R.	1	.	2	2	0.5-1	
TM TEAM	12	2	.	2	2	.	2
48 MOORE, Greg	13	2	.	2
34 DEFILIPPO, Nick	9	1	.	1
54 NEWTON, Jon	10	1	.	1	1-0	.	.	.
91 CLIFFORD, Tyler	2	1	.	1
72 BUJNOCH, Digger	13	1	.	1
47 HUBER, Kevin	13	1	.	1
99 HARRISON, Chris	2	.	1	1
15 PIKE, Tony	5	1	.	1
81 GIDDENS, Antwuan	13	1	.	1
20 RAMSEY, Jacob	12	.	1	1
74 RODRIGUEZ, Ken	13	.	1	1
75 CLAGGETT, T.	3	1	.	1	1.0-2	
92 YINGLING, B.	4	1
1 GILYARD, M.	12	2	.
Total	13	595	380	975	95-425		42-305	26-422	37	36	16-46	14	4	2
Opponents	13	577	350	927	78.0-330		23-158	12-218	44	15	14-5	19	3	1

GAME-BY-GAME STATISTICAL COMPARISON

Opponent	Score	1st Downs	Rushing	Passing	Pass Yds	Plays	Tot Yds	Ret Yds	Pen Yds	T/O	3rd Down	4th Down	Time Poss	Margin	Yds/Rush	Yds/Pass	Yds/Play	Punting
CINCINNATI		33	47-314	36-24-1	301	83	615	107	94	2	6-11	2-2	29:49	0:22	6.7	8.4	7.4	2-56.5
SE MISSOURI STATE	59-3	13	37-175	22-12-2	87	59	262	253	119	6	3-12	0-0	30:11		4.7	4.0	4.4	5-39.2
CINCINNATI		14	33-30	23-15-0	199	56	229	192	60	2	2-11	0-0	27:45		0.9	8.7	4.1	7-44.1
OREGON STATE	34-3	17	21-36	54-32-6	274	75	310	186	45	7	8-18	0-1	32:15	-4:30	1.7	5.1	4.1	5-28.6
CINCINNATI		24	42-141	37-26-0	297	79	438	149	90	0	8-17	2-2	32:22		3.4	8.0	5.5	4-48.2
MIAMI (OH)	47-10	21	24-56	54-27-3	267	78	323	114	25	4	6-16	2-3	27:38	4:44	2.3	4.9	4.1	5-28.8
CINCINNATI		22	39-217	27-20-0	219	66	436	69	80	0	2-10	0-3	29:43		5.6	8.1	6.6	4-47.0
MARSHALL	40-14	19	35-80	32-21-1	257	67	337	126	106	2	3-12	0-0	30:17	0:34	2.3	8.0	5.0	8-37.1
CINCINNATI		30	50-263	32-21-3	284	82	547	192	78	3	9-15	2-2	34:55		5.3	8.9	6.7	1-52.0
SAN DIEGO STATE	52-23	16	24-65	33-24-1	312	57	377	213	62	2	4-12	0-0	25:05	9:50	2.7	9.5	6.6	5-43.4
CINCINNATI		22	40-150	37-20-1	257	77	407	220	52	3	2-3	2-3	26:48		3.8	6.9	5.3	4-51.5
RUTGERS	28-23	24	43-98	38-22-3	334	81	432	113	40	4	0-0	0-0	33:12	-6:24	2.3	8.8	5.3	4-42.8
CINCINNATI		26	32-137	46-26-2	324	78	461	82	85	4	6-14	0-1	28:04		4.3	7.0	5.9	6-41.0
LOUISVILLE	24-28	20	38-97	38-28-0	350	76	447	78	97	0	4-15	1-2	31:49	-3:45	2.6	9.2	5.9	8-42.5
CINCINNATI		18	28-121	32-21-1	237	60	358	101	98	3	5-11	0-0	25:28		4.3	7.4	6.0	5-39.2
PITTSBURGH	17-24	26	46-260	29-18-1	167	75	427	84	90	1	5-13	0-1	34:32	-9:04	5.7	5.8	5.7	4-32.8
CINCINNATI		14	38-137	32-14-1	238	70	375	226	65	2	4-17	1-3	28:53		3.6	7.4	5.4	6-44.7
USF	38-33	27	37-99	54-31-4	382	91	481	325	38	8	6-16	2-2	31:07	-2:14	2.7	7.1	5.3	4-34.5
CINCINNATI		18	39-144	33-21-0	276	72	420	106	105	0	6-16	0-1	34:36		3.7	8.4	5.8	7-48.7
CONNECTICUT	27-3	11	22-22	37-18-1	182	59	204	102	50	1	3-16	0-1	25:24	9:12	1.0	4.9	3.5	10-44.5
CINCINNATI		17	30-84	34-19-0	323	64	407	114	62	2	4-13	1-2	22:59		2.8	9.5	6.4	5-42.4
WEST VIRGINIA	23-28	24	61-295	19-13-1	140	80	435	100	25	3	7-14	0-1	36:55	-13:56	4.8	7.4	5.4	3-49.0
CINCINNATI		24	32-113	43-29-0	431	75	544	150	108	1	6-14	0-1	26:10		3.5	10.0	7.3	4-51.2
SYRACUSE	52-31	20	34--15	51-31-0	428	85	413	172	95	1	4-17	1-4	33:50	-7:40	-0.4	8.4	4.9	7-36.6
CINCINNATI		21	26-71	52-30-3	334	78	405	90	51	4	6-14	1-2	26:24		2.7	6.4	5.2	4-47.0
SOUTHERN MISS	31-21	19	49-217	32-18-3	122	81	339	47	80	3	6-17	1-4	33:36	-7:12	4.4	3.8	4.2	6-39.2

GAME-BY-GAME STARTERS

Offense	LT	LG	C	RG	RT	TE	SLOT	WR	WR	QB	RB
SE Missouri State	Bujnoch	Rodriguez	Jurek	Canfield	Linkenbach	Jackson	Goodman	Giddens	Gilyard	Mauk	Benton
Oregon State	Bujnoch	Rodriguez	Jurek	Canfield	El-Amin	Jackson	Goodman	Barnett	Gilyard	Mauk	Benton
at Miami (OH)	Bujnoch	Rodriguez	Jurek	Canfield	El-Amin	Jackson	Goodman	Barnett	Gilyard	Grutza	Benton
Marshall	Bujnoch	Rodriguez	Jurek	Canfield	El-Amin	Jackson	Goodman	Barnett	Gilyard	Grutza	Benton
at San Diego St.	Bujnoch	Rodriguez	Jurek	Canfield	El-Amin	Jackson	Goodman	Barnett	Gilyard	Mauk	Benton
at Rutgers	Bujnoch	Rodriguez	Jurek	Canfield	Linkenbach	Jackson	Goodman	Barnett	Gilyard	Mauk	Moore
Louisville	Bujnoch	Rodriguez	Jurek	Canfield	El-Amin	Jackson	Goodman	Barnett	Gilyard	Mauk	Benton
at Pittsburgh	Bujnoch	Rodriguez	Jurek	Canfield	El-Amin	Jackson	Goodman	Barnett	D. Jones	Mauk	Benton
at USF	Bujnoch	Rodriguez	Jurek	Canfield	El-Amin	D. Jones	Goodman	Barnett	Giddens	Mauk	Ramsey
Connecticut	Bujnoch	Canfield	Flores	Rodriguez	El-Amin	Jackson	Goodman	Howard	Giddens	Mauk	Ramsey
West Virginia	Bujnoch	Canfield	Flores	Rodriguez	El-Amin	Jackson	Goodman	Barnett	Gilyard	Mauk	Ramsey
at Syracuse	Bujnoch	Canfield	Flores	Rodriguez	El-Amin	Jackson	Goodman	Barnett	Howard	Mauk	Moore
Southern Miss.	Bujnoch	Canfield	Flores	Rodriguez	Linkenbach	Jackson	Goodman	Barnett	Giddens	Mauk	Moore
Defense	LE	LT	NT	RE	SLB	MLB	OLB	CB	FS	SS	CB
SE Missouri St.	Craig	Newton	Hoppel	Hoke	Morgan	Revels	C. Smith	Mickens	Nakamura	Williams	D. Smith
Oregon State	Craig	Byrd	Hoppel	Hoke	Morgan	Revels	C. Smith	Mickens	Nakamura	Williams	D. Smith
at Miami (OH)	Craig	Byrd	Hoppel	Hoke	Morgan	Manalac	Carpenter	Mickens	Nakamura	Williams	D. Smith
Marshall	Craig	Byrd	Hoppel	Hoke	Morgan	Manalac	C. Smith	Mickens	Nakamura	Williams	D. Smith
at San Diego St.	Craig	Byrd	Hoppel	Hoke	Morgan	Manalac	C. Smith	Mickens	Nakamura	Williams	D. Smith
at Rutgers	Craig	Byrd	Hoppel	Hoke	Morgan	Manalac	C. Smith	Mickens	Nakamura	Williams	D. Smith
Louisville	Craig	Byrd	Hoppel	Hoke	Morgan	Manalac	C. Smith	Mickens	Nakamura	Williams	D. Smith
at Pittsburgh	Nelms	Byrd	Hoppel	Cornett	Morgan	Manalac	C. Smith	Mickens	Nakamura	Williams	D. Smith
at USF	Nelms	Byrd	Hoppel	Hoke	Morgan	Manalac	C. Smith	Mickens	Nakamura	Williams	D. Smith
Connecticut	Craig	Byrd	Hoppel	Hoke	Morgan	Manalac	C. Smith	Mickens	Nakamura	Williams	D. Smith
West Virginia	Craig	Byrd	Hoppel	Hoke	Morgan	Manalac	C. Smith	Mickens	Nakamura	Williams	D. Smith
at Syracuse	Craig	Byrd	Hoppel	Hoke	Morgan	Manalac	C. Smith	Mickens	Nakamura	Williams	D. Smith
Southern Miss.	Craig	Byrd	Hoppel	Hoke	Morgan	Manalac	C. Smith	Mickens	Nakamura	Williams	D. Smith

season REVIEW

UC INDIVIDUAL GAME HIGHS

Rushes	21	RAMSEY, Jacob at USF (Nov 03)
Yards Rushing	101	BENTON, Butler vs SE Missouri State (Aug 30)
TD Rushes	2	GLATTHAAR, B. vs SE Missouri State (Aug 30)
	2	RAMSEY, Jacob vs SE Missouri State (Aug 30)
Long Rush	55	MAUK, Ben at Pittsburgh (Oct 20)
Pass attempts	52	MAUK, Ben vs Southern Miss (Dec 22)
Pass completions	30	MAUK, Ben vs Southern Miss (Dec 22)
Yards Passing	431	MAUK, Ben at Syracuse (Nov 24)
TD Passes	4	MAUK, Ben at San Diego State (Sep 29)
	4	MAUK, Ben at Syracuse (Nov 24)
	4	MAUK, Ben vs Southern Miss (Dec 22)
Long Pass	80	MAUK, Ben at San Diego State (Sep 29)
Receptions	11	GOODMAN, D. vs Louisville (Oct 13)
	11	BARNETT, Marcus at Syracuse (Nov 24)
Yards Receiving	210	BARNETT, Marcus vs West Virginia (Nov 17)
TD Receptions	3	BARNETT, Marcus at Syracuse (Nov 24)
Long Reception	80	BARNETT, Marcus at San Diego State (Sep 29)
Field Goals	2	ROGERS, Jake vs Oregon State (Sep 06)
Long Field Goal	55	ROGERS, Jake vs Oregon State (Sep 06)
Punts	7	HUBER, Kevin vs Oregon State (Sep 06)
	7	HUBER, Kevin vs Connecticut (Nov 10)
Punting Avg	59.7	HUBER, Kevin vs Marshall (Sep 22)
Long Punt	62	HUBER, Kevin at Miami (OH) (Sep 15)
	62	HUBER, Kevin vs Marshall (Sep 22)
Long Punt Return	30	GILYARD, M. vs Oregon State (Sep 06)
Long Kickoff Return	52	SMITH, DeAngelo at USF (Nov 03)
Tackles	16	SMITH, Corey vs Louisville (Oct 13)
Sacks	3.0	HOKE, Anthony vs Connecticut (Nov 10)
	3.0	NELMS, Lamonte at Syracuse (Nov 24)
	3.0	HOKE, Anthony at Syracuse (Nov 24)
Tackles For Loss	3.5	BYRD, Terrill at Syracuse (Nov 24)
Interceptions	3	SMITH, DeAngelo vs Southern Miss (Dec 22)

UC TEAM GAME HIGHS

Rushes	50	at San Diego State (Sep 29)
Yards Rushing	314	vs SE Missouri State (Aug 30)
Yards Per Rush	6.7	vs SE Missouri State (Aug 30)
TD Rushes	5	vs SE Missouri State (Aug 30)
Pass attempts	52	vs Southern Miss (Dec 22)
Pass completions	30	vs Southern Miss (Dec 22)
Yards Passing	431	at Syracuse (Nov 24)
Yards Per Pass	10.0	at Syracuse (Nov 24)
TD Passes	4	at San Diego State (Sep 29)
	4	at Syracuse (Nov 24)
	4	vs Southern Miss (Dec 22)
Total Plays	83	vs SE Missouri State (Aug 30)
Total Offense	615	vs SE Missouri State (Aug 30)
Yards Per Play	7.4	vs SE Missouri State (Aug 30)
Points	59	vs SE Missouri State (Aug 30)
Sacks By	11	at Syracuse (Nov 24)
First Downs	33	vs SE Missouri State (Aug 30)
Penalties	12	at Pittsburgh (Oct 20)
	12	at Syracuse (Nov 24)
Penalty Yards	108	at Syracuse (Nov 24)
Turnovers	4	vs Louisville (Oct 13)
	4	vs Southern Miss (Dec 22)
Interceptions By	6	vs Oregon State (Sep 06)

LONG PLAYS BY THE NUMBERS

Plays by Yards	No.	TD
20-29	62	5
30-39	29	2
40-49	2	2
50-59	6	4
60+	5	4
Plays by Type	No.	
Rushing	15	2
Passing	48	11
Punt Returns	2	0
Kickoff Returns	29	0
Interceptions	9	4
Fumble Returns	1	0
Total	104	17

20-Yards Plus by Player

Player	No.	TDs	Type
Goodman	17	2	9 P, 8 KR
Barnett	14	4	14 P
Ramsey	13	1	11 KR, 2 R
Gilyard	11	2	7 P, 4 KR
Moore	6	2	4 R, 2 P
D. Smith	8	1	2 IR, 6 KR
Benton	6	0	4 R, 2 P
Nakamura	5	0	3 IR, 2 PR
Barwin	5	0	5 P
Jackson	5	0	5 P
Alli	2	0	2 P
Mauk	2	0	2 R
Mickens	2	2	2 IR
Pike	2	0	2 R
Giddens	1	1	1 P
Craig	1	0	1 FR
Webster	1	1	1 IR
C. Smith	1	0	1 IR
Howard	1	0	1 P

Legend: P - Pass; R - Rush; KR - Kick Return; PR - Punt Return; IR - Interception Return; FR - Fumble Recovery

LONG PLAYS OF THE YEAR

Rushing Play

55 Ben Mauk at Pittsburgh Oct. 20

Rushing Touchdown

42 Jacob Ramsey vs. Marshall Sept. 22

Passing Play

80 Marcus Barnett from Ben Mauk at San Diego State Sept. 29

Punt Return

24 Haruki Nakamura at Rutgers Oct. 6

Kickoff Return

52 DeAngelo Smith at USF Nov. 3

Interception Return

79 Mike Mickens at USF Nov. 3

Fumble Return

21 Angelo Craig at Rutgers Oct. 6

Punt

62 Kevin Huber at Miami (OH) Sept. 15

62 Kevin Huber vs. Marshall Sept. 22

62 Kevin Huber vs. Marshall Sept. 22

Field Goal

55 Jake Rogers vs. Oregon State Sept. 6

RED ZONE EFFICIENCY

		In	Times		Rush	Pass	-Failed to score inside RZ-							
Opponent	Result	RZ	Scored	Pts	TDs	TDs	TDs	FGs	FGA	Dns	Int	Fmb	Hlf	Gm
SE Missouri State	W, 59-3	7	7	46	7	5	2	0	0	0	0	0	0	0
Oregon State	W, 34-3	2	2	14	2	1	1	0	0	0	0	0	0	0
at Miami (OH)	W, 47-10	8	6	38	5	3	2	1	2	0	0	0	0	0
Marshall	W, 40-14	5	4	24	3	1	2	1	0	1	0	0	0	0
at San Diego State	W, 52-23	5	5	31	4	1	3	1	0	0	0	0	0	0
Rutgers	W, 28-23	3	3	21	3	1	2	0	0	0	0	0	0	0
Louisville	L, 24-28	3	3	17	2	0	2	1	0	0	0	0	0	0
at Pittsburgh	L, 17-24	4	3	17	2	2	0	1	1	0	0	0	0	0
at USF	W, 38-33	4	3	17	2	0	2	1	1	0	0	0	0	0
Connecticut	W, 27-3	3	3	20	3	1	2	0	0	0	0	0	0	0
West Virginia	L, 23-28	3	2	13	2	1	1	0	0	0	0	1	0	0
at Syracuse	W, 52-31	6	6	38	5	2	3	1	0	0	0	0	0	0
Southern Miss	W, 31-21	5	4	24	3	0	3	1	0	0	1	0	0	0
Cincinnati	87.9%	58	51	320	43	18	25	8	4	1	1	1	0	0
Opponent	75.6%	45	34	189	22	10	12	12	3	1	3	0	4	0

INDIVIDUAL GAME-BY-GAME STATISTICS

RUSHING	SEMO	OSU	MIAMI	MARSHALL	SDSU	RUTGERS	LOU	PITT	USF	UCONN	WVU	SYR	USM
BENTON, Butler	12-101/1	11-47/0	16-42/1	11-38/0	11-72/0	6-43/0	10-56/0	12-35/0	-	DNP	1-2/0	9-63/0	1-0/0
MOORE, Greg	5-28/0	3-9/0	6-41/0	6-70/1	12-84/1	14-60/0	6-30/0	3-6/0	6-10/0	10-64/0	5-16/0	7-14/0	4-18/0
MAUK, Ben	5-15/0	6-27/0	DNP	3-20/0	3-36/0	11-29/0	9-25/0	10-94/1	7-75/0	9-12/1	15-52/0	9-5/1	12-41/0
RAMSEY, Jacob	16-76/2	8-28/0	1-2/0	3-48/1	9-39/0	4-23/0	5-20/0	-	21-40/0	17-66/0	6-11/0	DNP	6-9/0
GLATTHAAR, B.	3-3/2	2-2/1	11-43/1	7-26/0	10-22/1	3-1/1	1-0/0	1-1/0	-	2-5/0	3-3/1	4-31/1	1-7/0
PIKE, Tony	3-67/0	DNP	-	-	4-8/0	DNP	-	DNP	DNP	DNP	DNP	DNP	DNP
GRUTZA, Dustin	DNP	DNP	5-16/0	6-28/0	DNP	DNP	DNP	DNP	DNP	DNP	DNP	DNP	DNP
BARNETT, Marcus	-	1-3/0	1-3/0	-	1-2/0	-	1-6/0	-	1-9/0	-	-	1-1/0	-
HOWARD, Charley	1-15/0	-	-	-	-	-	-	-	-	-	-	-	-
HUBER, Kevin	-	-	-	-	-	-	-	-	1-12/0	-	-	-	-
DANIELS, Mike	2-9/0	-	-	-	-	DNP	DNP	DNP	DNP	-	DNP	-	DNP
JONES, Doug	DNP	-	1-5/1	-	-	-	-	1-3/1	-	-	-	-	-
GOODMAN, D.	-	-	-	1-4/0	-	-	-	-	1-2/0	-	-	1-1/0	-
ROGERS, Jake	-	-	-	-	-	-	-	-	1-11/0	-	-	-	-
RECEIVING	SEMO	OSU	MIAMI	MARSHALL	SDSU	RUTGERS	LOU	PITT	USF	UCONN	WVU	SYR	USM
GOODMAN, D.	1-0/0	3-42/0	4-61/0	3-27/0	7-101/2	3-33/1	11-141/1	5-44/0	4-36/1	8-127/1	4-64/0	8-98/0	7-95/2
BARNETT, Marcus	3-16/0	5-61/1	5-36/0	6-77/2	3-88/2	6-74/1	5-83/2	3-61/0	2-1/0	1-13/0	10-210/2	11-127/3	2-17/0
GILYARD, M.	8-134/1	1-14/0	2-10/1	4-44/0	4-43/0	5-97/1	3-38/0	5-45/0	3-100/0	1-11/0	-	DNP	-
BARWIN, Connor	3-33/0	2-15/0	6-109/0	3-39/1	-	-	-	2-12/0	-	3-7/1	1-8/0	4-90/0	7-86/0
JACKSON, E.	-	1-4/0	3-40/0	1-10/0	-	2-15/0	1-8/0	1-5/0	2-36/1	1-20/0	-	2-52/1	3-46/1
GIDDENS, Antwuan	2-27/0	-	-	-	1-5/0	-	-	-	2-72/1	1-12/0	1-18/0	2-28/0	7-64/1
MOORE, Greg	2-47/0	2-63/1	1-13/1	1-12/0	-	3-22/0	2-16/0	-	-	1-7/0	-	-	1-3/0
BENTON, Butler	1-14/1	1-0/0	3-17/0	2-10/0	1-12/0	1-16/0	3-29/0	3-57/0	-	DNP	-	-	1-1/0
HOWARD, Charley	-	-	-	-	1-14/0	-	-	1-5/0	-	2-35/1	-	1-16/0	2-24/0
ALLI, Kazeem	-	DNP	-	-	-	-	-	-	-	1-34/0	-	1-20/0	-
RAMSEY, Jacob	1-3/0	-	1-4/0	-	-	-	-	-	1-5/0	2-10/0	3-23/0	DNP	-
JONES, Doug	DNP	-	-	-	2-13/0	-	-	1-8/0	-	-	-	-	-
GLATTHAAR, B.	1-7/0	-	1-7/0	-	1-6/0	-	-	-	-	-	-	-	-
GUIDUGLI, Ben	2-20/1	-	-	DNP	-	DNP	DNP	-	DNP	DNP	DNP	DNP	DNP
BINNS, Armon	-	DNP	-	DNP	-	DNP	1-9/0	DNP	-	DNP	-	-	DNP
DANIELS, Mike	-	-	-	-	1-2/0	DNP	DNP	DNP	DNP	-	DNP	-	DNP
TOTAL TACKLES	SEMO	OSU	MIAMI	MARSHALL	SDSU	RUTGERS	LOU	PITT	USF	UCONN	WVU	SYR	USM
NAKAMURA, Haruki	2-6	3-3	2-1	2-4	2-3	6-3	2-4	5-2	11-0	5-1	5-5	7-2	7-2
SMITH, Corey	2-3	1-3	-	1-3	4-3	2-5	4-12	7-3	5-1	4-1	2-5	5-0	2-2
MANALAC, Ryan	2-0	1-2	5-0	5-1	2-2	8-3	3-4	5-6	11-0	0-1	2-3	1-2	5-2
WILLIAMS, A.	1-1	3-3	2-0	6-3	3-3	2-3	4-5	7-1	3-0	2-3	3-4	2-3	7-0
REVELS, Andre	2-1	3-4	5-0	2-6	1-4	4-2	5-2	3-3	5-1	2-0	3-3	4-0	0-1
HOKE, Anthony	2-2	1-1	2-0	2-2	1-0	2-8	3-2	2-0	5-2	3-0	0-6	4-2	6-0
BYRD, Terrill	-	2-1	3-0	4-1	-	1-4	5-3	1-1	4-1	2-0	3-6	4-1	8-1
MICKENS, Mike	2-4	2-1	3-0	5-2	0-1	4-2	3-0	3-6	1-1	2-0	2-1	3-1	3-1
SMITH, DeAngelo	4-0	4-0	4-0	0-2	3-0	6-1	1-1	2-2	3-0	3-1	3-1	2-1	4-1
TOLBERT, Cedric	3-2	4-3	4-0	0-3	3-0	2-0	2-0	3-0	3-1	3-0	2-0	4-0	3-1
CRAIG, Angelo	3-3	2-3	2-0	1-2	0-1	1-2	4-0	0-2	-	3-1	2-5	2-0	2-2
CARPENTER, Jon	1-2	0-4	5-1	1-2	2-2	0-4	-	-	1-0	1-0	1-2	2-1	6-1
HOPPEL, Adam	1-1	1-3	-	-	2-0	1-2	1-2	3-0	2-1	2-0	3-2	3-1	4-3
NELMS, Lamonte	1-4	0-2	-	0-1	-	0-1	-	0-1	4-0	4-0	3-4	5-1	2-0
JONES, Brad	1-1	2-1	5-0	0-4	1-0	-	-	0-1	1-1	DNP	1-0	-	3-0
MORGAN, Leo	0-1	0-1	-	0-3	3-1	1-0	1-0	-	-	1-1	2-1	1-0	-
FERGUSON, D.	1-0	1-1	-	0-1	DNP	0-3	0-2	1-1	DNP	DNP	1-0	1-0	1-0
MATHEWS, Ricardo	0-2	1-0	-	3-0	-	1-0	1-1	-	0-1	-	-	-	0-1
WHITEHEAD, J.	1-2	1-1	-	0-1	2-0	-	-	-	1-0	2-0	-	-	DNP
CAREY, Craig	2-1	0-1	-	-	3-0	0-1	-	-	-	0-1	-	0-2	-
SPARKS, Evan	-	1-4	2-0	-	1-0	DNP	-	1-0	-	DNP	DNP	1-0	DNP
CORNETT, Torry	0-1	-	-	1-1	-	-	-	1-3	1-0	-	-	1-0	1-0
HOWARD, Charley	-	0-1	2-0	0-2	1-0	1-0	-	-	0-1	1-0	-	0-1	-
WEBSTER, Aaron	2-1	1-0	-	0-2	1-0	DNP	DNP	0-1	DNP	DNP	-	DNP	DNP
CHEATHAM, O.	-	1-2	2-0	-	1-1	DNP	-	DNP	DNP	DNP	DNP	-	DNP
MCCAFFERTY, C.	-	-	DNP	-	DNP	DNP	1-0	-	1-0	2-0	1-0	-	-
MOORE, Justin	1-0	DNP	DNP	DNP	2-1	DNP	DNP	DNP	DNP	DNP	DNP	-	DNP
BARWIN, Connor	-	-	-	1-0	-	-	1-0	-	-	-	1-0	-	-
KELCE, Jason	-	-	-	-	-	DNP	DNP	-	-	DNP	DNP	1-0	2-0
TRIGG, Rob	DNP	1-0	-	0-1	1-0	DNP	DNP	-	-	DNP	DNP	DNP	DNP
ROGERS, Jake	1-1	-	-	-	-	-	-	1-0	-	-	-	-	-
ARMSTRONG, R.	0-2	DNP	DNP	DNP	DNP	DNP	DNP	DNP	DNP	DNP	DNP	DNP	DNP

PASSING						
MAUK	Att	Comp	Int	Pct	Yds	TD
SE Missouri State	27	18	1	66.7	244	2
Oregon State	23	15	0	65.2	199	2
Marshall	7	6	0	85.7	77	1
San Diego State	23	17	1	73.9	257	4
Rutgers	37	20	1	54.1	257	3
Louisville	45	26	1	57.8	324	3
Pittsburgh	32	21	1	65.6	237	0
USF	31	13	1	41.9	162	3
Connecticut	33	21	0	63.6	276	3
West Virginia	34	19	0	55.9	323	2
Syracuse	42	29	0	69.0	431	4
Southern Miss	52	30	3	57.7	334	4

GRUTZA	Att	Comp	Int	Pct	Yds	TD
Miami (OH)	35	25	0	71.4	290	2
Marshall	20	14	0	70.0	142	2

PIKE	Att	Comp	Int	Pct	Yds	TD
SE Missouri State	9	6	0	66.7	57	1
Miami (OH)	1	1	0	100.0	7	0
San Diego State	9	4	2	44.4	27	0
Louisville	1	0	1	0.0	0	0

BARNETT	Att	Comp	Int	Pct	Yds	TD
USF	1	1	0	100.0	76	0



Ben Mauk

game ONE

SOUTHEAST MISSOURI STATE (0-1)

3

CINCINNATI (1-0)

59

SCORING SUMMARY

Southeast Missouri State	0	3	0	0	-	3
Cincinnati	6	13	20	20	-	59

First Quarter

13:03 CIN - Glatthaar 2 yd run (Rogers kick failed)

Second Quarter

12:27 CIN - Gilyard 56 yd pass from Mauk (Rogers kick)

8:11 SEMO - Spada 25 yd field goal

3:22 CIN - Benton 13 yd pass from Mauk (Rogers kick failed)

Third Quarter

11:55 CIN - Mickens 45 yd interception return (Mauk pass failed)

10:26 CIN - Glatthaar 1 yd run (Yingling kick)

6:07 CIN - Benton 7 yd run (Yingling kick)

Fourth Quarter

14:55 CIN - Guidugli 7 yd pass from Pike (Yingling kick failed)

13:18 CIN - Ramsey 1 yd run (Yingling kick)

5:21 CIN - Ramsey 15 yd run (Yingling kick)

TEAM STATISTICS	S.E. MISSOURI STATE	CINCINNATI
First Downs	13	33
Rushes-Yards	37-175	47-314
Passing Yards	87	301
Passes (A-C-I)	22-12-2	36-24-1
Plays - Total Yards	59-262	83-615
Punts - Avg.	4-40.0	2-56.5
Fumbles-Lost	5-4	1-1
Penalties-Yards	15-119	11-94
Possession Time	30:11	29:49
Third-Down Conversions	3 of 12	6 of 11
Fourth-Down Conversions	0 of 0	2 of 2

INDIVIDUAL LEADERS

Rushing — S.E. Missouri State: Anderson, Victor 13-118, Hardin 7-27, Reese 5-24, Anderson, Vince 1-12, Holloman 6-8, Lillard 5-(-14). Cincinnati — Benton 12-101, Ramsey 16-76, Pike 3-67, Moore 5-28, Howard 1-15, Mauk 5-15, Daniels 2-9, Glatthaar 3-3.

Passing — S.E. Missouri State: Anderson, Victor 8-16-1, 58; Lillard 4-6-1, 29. Cincinnati: Mauk 18-27-1, 244; Pike 6-9-0, 57.

Receiving — S.E. Missouri State: Anderson, Vince 3-22, C. Jones 2-11, Williamson 1-14, Grassi 1-9, Brown 1-9, Reese 1-7, Stewart 1-6, Holloman 1-5, Edwards 1-4. Cincinnati: Gilyard 8-134, Barwin 3-33, Barnett 3-16, Moore 2-47, Giddens 2-27, Guidugli 2-20, Benton 1-14, Glatthaar 1-7, Ramsey 1-3, Goodman 1-0.

NOTES

On its first possession of the season, Cincinnati marched 74 yards on five rushing plays to take a 6-0 lead. The Bearcats were a perfect 7-of-7 on scoring chances in the Redhawks' red zone. UC found the end zone on each of its first six possessions in the second half. The Bearcats offense's average drive starting position was the Southeast Missouri State 48 yard line. The Bearcats' 615 yards of total offense was the third-highest total in program history.



Marshwan Gilyard

game TWO

OREGON STATE (0-1)

3

CINCINNATI (2-0)

34

SCORING SUMMARY

Oregon State	0	3	0	0	-	3
Cincinnati	3	7	24	0	-	34

First Quarter

10:39 CIN - Rogers 38 yd field goal

Second Quarter

6:00 OSU - Serna 31 yd field goal

1:15 CIN - Barnett 5 yd pass from Mauk (Rogers kick)

Third Quarter

6:49 CIN - Glatthaar 2 yd run (Rogers kick)

3:20 CIN - Rogers 55 yd field goal

2:13 CIN - Barnett 1 yd blocked punt return (Rogers kick)

1:11 CIN - Moore 50 yd pass from Mauk (Rogers kick)

TEAM STATISTICS	OREGON STATE	CINCINNATI
First Downs	17	14
Rushes-Yards	21-36	33-30
Passing Yards	274	199
Passes (A-C-I)	32-54-6	15-23-0
Plays - Total Yards	75-310	56-229
Punts - Avg.	5-28.6	7-44.1
Fumbles-Lost	1-1	6-2
Penalties-Yards	4-45	6-60
Possession Time	32:15	27:45
Third-Down Conversions	8 of 18	2 of 11
Fourth-Down Conversions	0 of 1	0 of 0

INDIVIDUAL LEADERS

Rushing — Oregon State: Bernard 16-30, Canfield 1-4, Sieverson 2-2, Brown 1-1, Moevao 1-(-1). Cincinnati: Benton 11-47, Ramsey 8-28, Moore 3-9, Barnett 1-3, Glatthaar 2-2, Mauk 6-(-27), Team 2-(-32).

Passing — Oregon State: Canfield 18-31-3, 131; Moevao 14-23-3, 143. Cincinnati: Mauk 15-23-0, 199.

Receiving — Oregon State: Bernard 7-17, Powers 5-76, Sieverson 5-31, Catchings 4-34, Morales 4-28, Croom 3-43, Brown 2-24, Johnson 1-14, Camp 1-4. Cincinnati: Barnett 5-61, Goodman 3-42, Moore 2-63, Barwin 2-15, Gilyard 1-14, Jackson 1-4, Benton 1-0.

NOTES

Jake Rogers recorded his first career field goal and later landed a Nippert Stadium record 55-yarder at the 3:55 mark of the third quarter. The 55-yarder was the second longest field goal in school history. UC's defense held the Beaver offense to its fewest points (3) since being shutout on Sept. 28, 2002 at USC (22-0).

UC scored its first 17 points of the game and a total of 24 points off turnovers. Against Southeast Missouri State, the Bearcats put 27 points on the board after forcing turnovers. Corey Smith recorded his first career interception and returned it 25 yards, setting up UC's first touchdown, a 5-yard reception by Marcus Barnett. Barnett also recovered a blocked punt for a touchdown. UC's blocked punt for a touchdown was its first since the 2004 Fort Worth Bowl. The Bearcats scored 24 points in the third quarter. It is the third time in eight quarters that the Bearcats have posted more than 20 points in a frame.



Jake Rogers

game **THREE**

CINCINNATI (3-0)	47
MIAMI (OH) (1-2, 1-0)	10

SCORING SUMMARY

Cincinnati	16	10	7	14	-	47
Miami (OH)	0	3	7	0	-	10

First Quarter

9:33 CIN - Benton 2 yd run (Rogers, Jake kick)
 3:16 CIN - TEAM safety
 0:03 CIN - Gilyard 6 yd pass from Grutza (Rogers kick)



Second Quarter

9:59 CIN - Moore 13 yd pass from Grutza (Rogers kick)
 2:37 M(OH) - Cook 21 yd field goal
 0:01 CIN - Rogers 27 yd field goal

Third Quarter

12:17 M(OH) - A. Robinson 16 yd pass from Raudabaugh
 2:28 CIN - D. Jones 5 yd run (Rogers kick)

Fourth Quarter

13:16 CIN - D. Smith 54 yd interception return (Rogers kick)
 3:13 CIN - Glatthaar 5 yd run (Rogers kick)

TEAM STATISTICS	CINCINNATI	MIAMI (OH)
First Downs	24	21
Rushes-Yards	42-141	24-56
Passing Yards	297	267
Passes (A-C-I)	26-37-0	27-54-3
Plays - Total Yards	79-438	78-323
Punts -Avg.	4-48.2	5-28.8
Fumbles-Lost	1-0	3-1
Penalties-Yards	9-90	5-25
Possession Time	32:22	27:38
Third-Down Conversions	8 of 17	6 of 16
Fourth-Down Conversions	2 of 2	2 of 3

INDIVIDUAL LEADERS

Rushing — Cincinnati: Glatthaar 11-43, Benton 16-42, Moore 6-41, Grutza 5-16, Jones 1-5, Barnett 1-3, Ramsey 1-2. **Miami (OH):** Sykes 13-76, Raudabaugh 3-19, C. Jones 1-(-1), Bratton 1-(-2), Miller 2-(-2), Kokal 4-(-34).

Passing — Cincinnati: Grutza 25-35-0, 290, 2 TD; Pike 1-2-0, 7, 0 TD. **Miami (OH):** Raudabaugh 24-45-2, 240, 1 TD; Kokal 3-9-1, 27, 0 TD.

Receiving — Cincinnati: Barwin 6-109, Barnett 5-36, Goodman 4-61, Jackson 3-40, Benton 3-17, Gilyard 2-10, Moore 1-13, Glatthaar 1-7, Ramsey 1-4. **Miami (OH):** Harris 6-47, A. Robinson, 5-59, Givens 4-73, Potter 3-26, Crabtree 2-19, O'Connell 1-9, Sykes 1-7, Rogers 1-7, Woods 1-7, McVay 1-5, LaMonica 1-5, Miller 1-3.

NOTES

Dustin Grutza was tabbed the starting quarterback 25 minutes prior to kickoff. On Miami's first possession of the day, Anthony Hoke sacked Mike Kokal, forced a fumble and recovered it to set up the first scoring drive of the game. Marshwan Gilyard blocked a punt in the second straight game. The blocked punt resulted in a safety. Cincinnati scored on its ensuing possession.



UC won its second straight Victory Bell

game **FOUR**

MARSHALL (0-4)	14
CINCINNATI (4-0)	40

SCORING SUMMARY

Marshall	2	6	0	6	-	14
Cincinnati	12	14	0	14	-	40

First Quarter

7:22 MAR - TEAM safety
 5:29 CIN - Moore 17 yd run (Rogers kick)
 5:22 CIN - TEAM safety
 2:27 CIN - Rogers 31 yd field goal



Second Quarter

14:55 CIN - Barnett 10 yd pass from Grutza (Rogers kick)
 4:16 CIN - Barnett 27 yd pass from Mauk (Rogers kick)
 2:11 MAR - Edmonson 4 yd pass from Morris (Binswanger kick blocked)

Fourth Quarter

13:52 MAR - Passmore 33 yd pass from Morris (Morris pass failed)
 11:19 CIN - Barwin 7 yd pass from Grutza (Rogers kick)
 8:08 CIN - Ramsey 42 yd run (Rogers kick)

TEAM STATISTICS	MARSHALL	CINCINNATI
First Downs	19	22
Rushes-Yards	35-80	39-217
Passing Yards	257	219
Passes (A-C-I)	21-32-1	20-27-0
Plays - Total Yards	67-337	66-436
Punts -Avg.	8-37.1	4-47.0
Fumbles-Lost	3-1	1-0
Penalties-Yards	13-106	10-80
Possession Time	30:17	29:43
Third-Down Conversions	3 of 12	2 of 10
Fourth-Down Conversions	0 of 0	0 of 3

INDIVIDUAL LEADERS

Rushing — Marshall: Marshall 7-63, Morris 11-34, Cabarrus 3-11, Turner 3-3, Spann 4-1, Fitzgerald 1-0, Small 3-(-1), Anderson 2-(-11), Team 1-(-20). **Cincinnati:** Moore 6-70, Ramsey 3-48, Benton 11-40, Grutza 6-28, Glatthaar 7-26, Mauk 3-20, Goodman 1-4, Team 12-(-17).

Passing — Marshall: Morris 20-30-1, 252, 2 TD; Anderson 1-2-0, 5, 0 TD. **Cincinnati:** Grutza 14-20-0, 142, 2 TD; Mauk 6-6-0, 77, 1 TD.

Receiving — Marshall: Passmore 7-106, Slate 6-49, Spann 2-38, Wynn 2-18, Turner 1-26, Marshall 1-11, Milligan 1-5, Edmonson 1-4. **Cincinnati:** Barnett 6-77, Gilyard 4-44, Barwin 3-39, Goodman 3-27, Benton 2-10, Moore 1-12, Jackson 1-10.

NOTES

Dustin Grutza started at quarterback for the second straight game. Cincinnati scored 180 points in its first four games, a number never reached in the first four games of any season in school history. Head coach Brian Kelly is the first since Russ Cohen in 1935 to win his first five games as a head coach at Cincinnati. UC's win over Marshall marked the first time since 1954 that the Bearcats won their first four games of a season. Junior punter Kevin Huber booted two 62-yard punts, tying his season and career longs. He averaged 59.7 yards per punt, setting the new school single-game record set by Adam Wulfbeck vs. Miami (OH) in 1999 (54.0 ypp).



Dustin Grutza

game **FIVE****No. 24/- CINCINNATI (5-0)****52****SAN DIEGO STATE (1-3)****23****SCORING SUMMARY**

Cincinnati	7	28	7	10	-	52
San Diego State	3	7	0	13	-	23

First Quarter

5:55 CIN - Glatthaar 1 yd run (Rogers kick)
 2:25 SDSU - Palmer 33 yd field goal

Second Quarter

14:57 CIN - Goodman 11 yd pass from Mauk (Rogers kick)
 7:24 CIN - Barnett 4 yd pass from Mauk (Rogers kick)
 4:59 CIN - Barnett 80 yd pass from Mauk (Rogers kick)
 2:19 SDSU - Hamilton 7 yd pass from O'Connell (Palmer kick)
 0:38 CIN - Goodman 11 yd pass from Mauk (Rogers kick)

Third Quarter

12:47 CIN - Moore 21 yd run (Rogers kick)

Fourth Quarter

14:41 SDSU - Holmes 35 yd interception return (Palmer kick)
 6:28 CIN - Rogers 30 yd field goal
 4:45 CIN - Webster 58 yd interception return (Rogers kick)
 1:12 SDSU - Umuolo 43 yd pass from Sokoloski (Palmer kick failed)

TEAM STATISTICS

	CINCINNATI	SAN DIEGO STATE
First Downs	30	16
Rushes-Yards	50-263	24-65
Passing Yards	284	312
Passes (A-C-I)	21-32-3	24-33-1
Plays - Total Yards	82-547	57-377
Punts - Avg.	1-52.0	5-43.4
Fumbles-Lost	2-0	1-1
Penalties-Yards	10-78	6-62
Possession Time	34:55	25:05
Third-Down Conversions	9 of 15	4 of 12
Fourth-Down Conversions	2 of 2	0 of 0

INDIVIDUAL LEADERS


Rushing — **Cincinnati**: Moore 12-84, Benton 11-72, Ramsey 9-39, Mauk 3-36, Glatthaar 10-22, Pike 4-8, Barnett 1-2. **San Diego State**: Henderson 3-23, Sokoloski 3-22, Bornes 9-19, Sullivan 4-9, O'Connell 5-(-8).

Passing — **Cincinnati**: Mauk 17-23-1, 257, 4 TD; Pike 4-9-2, 27, 0 TD. **San Diego State**: O'Connell 20-27-0, 253, 1 TD; Sokoloski 4-6-1, 59, 1 TD.

Receiving — **Cincinnati**: Goodman 7-101, Gilyard 4-43, Barnett 3-88, D. Jones 2-13, Howard 1-14, Benton 1-12, Glatthaar 1-6, Giddens 1-5, Daniels 1-2. **San Diego State**: Mougey 8-90, Bornes 5-30, Swain 3-58, Henderson 2-65, Umuolo 2-47, Shaw 1-7, Hamilton 1-7, Sullivan 1-5, Schmidt 1-3.

NOTES

Ben Mauk completed 15-of-21 passes for 235 yards with an interception and four touchdowns in the first half. The Bearcats scored on all but one drive in the first 30 minutes. Dominick Goodman became the third different Bearcat in 2007 to post a 100-yard receiving day. The Bearcats notched their three longest scoring drives of the season and their fastest scoring drive in the win.



Ben Mauk

game **SIX****No. 20/24 CINCINNATI (6-0, 1-0)****28****No. 21/21 RUTGERS (3-2, 0-1)****23****SCORING SUMMARY**

Cincinnati	7	0	21	0	-	28
Rutgers	7	10	3	3	-	23

First Quarter

5:04 RU - McCourty 36 yd interception return (Ito kick)
 3:08 CIN - Goodman 15 yd pass from Mauk (Rogers kick)

Second Quarter

12:59 RU - Ito 27 yd field goal
 3:28 RU - Rice 1 yd run (Ito kick)

Third Quarter

9:39 CIN - Glatthaar 3 yd run (Rogers kick)
 3:23 RU - Ito 25 yd field goal
 0:47 CIN - Barnett 2 yd pass from Mauk (Rogers kick)
 0:28 CIN - Gilyard 27 yd pass from Mauk (Rogers kick)

Fourth Quarter

9:58 RU - Ito 47 yd field goal

TEAM STATISTICS

	CINCINNATI	RUTGERS
First Downs	22	24
Rushes-Yards	40-150	43-98
Passing Yards	257	334
Passes (A-C-I)	37-20-1	38-22-3
Plays - Total Yards	77-407	81-432
Punts - Avg.	4-51.5	4-42.8
Fumbles-Lost	3-2	1-1
Penalties-Yards	9-52	4-40
Possession Time	26:48	33:12
Third-Down Conversions	6 of 15	9 of 18
Fourth-Down Conversions	2 of 3	0 of 0

INDIVIDUAL LEADERS

Rushing — **Cincinnati**: Moore 14-60; Benton 6-43; Mauk 11-29; Ramsey 4-23; Glatthaar 3-1; Team 2-(-6). **Rutgers**: Rice 34-94; Lovelace 5-21; Team 2-(-3); Teel 2-(-14).

Passing — **Cincinnati**: Mauk 20-37-1, 257, 3 TD. **Rutgers**: Teel 22-38-3, 334, 0 TD.

Receiving — **Cincinnati**: Barnett 6-74; Gilyard 5-97; Goodman 3-33; Moore 3-22; Jackson 2-15; Benton 1-16. **Rutgers**: Brown 7-127; Britt 5-92; Underwood 4-60; Rice 4-49; Brock 2-6.

NOTES

Ben Mauk completed 20-of-37 passes for 257 yards and three touchdowns in the game. Mauk threw at least one touchdown in each game he played and had multiple touchdowns in four of his five games. In his last two games, Mauk has thrown seven touchdowns against two interceptions. Cincinnati yielded an interception return for touchdown for the second time in as many weeks. The win was the first for the Bearcats at Rutgers Stadium. Trailing 20-14, Cincinnati scored 14 points in a period of 19 seconds to take a 28-20 lead with 28 seconds left in the third quarter. Ryan Manalac's interception on the UC 13 yard line with 1:19 remaining in the game stopped Rutgers' final drive. It was the first pickoff of Manalac's career.



Ryan Manalac

game **SEVEN**

LOUISVILLE (4-3, 1-1)	28
No. 15/17 CINCINNATI (6-1, 1-1)	24

SCORING SUMMARY

Louisville	7	7	7	7	-	28
Cincinnati	14	0	7	3	-	24

First Quarter

7:16 CIN - Goodman 24 yd pass from Mauk (Rogers kick)
 2:58 LOU - Bolen 5 yd pass from Brohm (Carmody kick)
 0:14 CIN - Barnett 5 yd pass from Mauk (Rogers kick)



Second Quarter

0:15 LOU - Carter 4 yd pass from Brohm (Carmody kick)

Third Quarter

4:44 CIN - Barnett 17 yd pass from Mauk (Rogers kick)
 3:01 LOU - Carter 8 yd pass from Brohm (Carmody kick)

Fourth Quarter

10:37 LOU - Allen 3 yd run (Carmody kick)
 8:42 CIN - Rogers 23 yd field goal

TEAM STATISTICS	LOUISVILLE	CINCINNATI
First Downs	20	26
Rushes-Yards	38-97	33-136
Passing Yards	350	324
Passes (A-C-I)	28-38-0	26-46-2
Plays - Total Yards	76-447	79-460
Punts -Avg.	8-42.5	6-41.0
Fumbles-Lost	1-0	4-2
Penalties-Yards	11-97	11-85
Possession Time	31:56	28:04
Third-Down Conversions	4 of 15	6 of 15
Fourth-Down Conversions	1 of 2	0 of 1

INDIVIDUAL LEADERS

Rushing — **Louisville:** Guy 3-45, Bolen 12-38, Allen 13-27, Team1-(-1), Brohm 9-(-12). **Cincinnati:** Benton 10-56, Moore 6-30, Mauk 10-24, Ramsey 5-20, Barnett 1-6, Glatthaar 1-0.

Passing — **Louisville:** Brohm 28-38-0, 350, 3 TD. **Cincinnati:** Mauk 26-45-1, 324, 3 TD; Pike 0-1-1, 0.

Receiving — **Louisville:** Douglas 7-118, Long 5-75, Carter 5-59, Bolen 4-45, Barnidge 3-31, Allen 2-8, Tronzo 1-7; Kuhn 1-7. **Cincinnati:** Goodman 11-141, Barnett 5-83, Gilyard 3-38, Benton 3-29, Moore 2-16, Binns 1-9, Jackson 1-8.

NOTES

Ben Mauk set new career-highs, completing 25-of-45 passes for 324 yards with an interception and three touchdowns. Dominick Goodman surpassed the 1,000-yard receiving mark for his career with his 11 catches for 141 yards and a score. It was his second 100-yard receiving performance of the year. Butler Benton's fumble on Cincinnati's opening possession was his first in 99 carries. Freshman wide receiver Armon Binns recorded the first catch of his career, a 9-yard gain in the third quarter.

game **EIGHT**

No. 23/23 CINCINNATI (6-2, 1-2)	17
PITTSBURGH (3-4, 1-1)	24

SCORING SUMMARY

Cincinnati	10	7	0	0	-	17
Pittsburgh	3	7	3	11	-	24

First Quarter

9:27 CIN - Mauk 1 yd Run (Rogers kick)
 6:55 CIN - Rogers 36 yd field goal
 3:05 PIT - Lee 41 yd field goal



Second Quarter

7:46 PIT - Strong 4 yd pass from Bostick (Lee kick)
 3:18 CIN - D. Jones 3 yd run (Rogers kick)

Third Quarter

8:01 PIT - Lee 25 yd field goal

Fourth Quarter

11:10 PIT - Lee 37 yd field goal
 5:03 PIT - Stephens-Howling 7 yd run (Bostick Pass to Turner)

TEAM STATISTICS	CINCINNATI	PITT
First Downs	18	26
Rushes-Yards	28-121	46-260
Passing Yards	237	167
Passes (A-C-I)	21-32-1	18-29-1
Plays - Total Yards	60-358	75-427
Punts -Avg.	5-39.2	4-32.8
Fumbles-Lost	2-2	0-0
Penalties-Yards	12-98	9-90
Possession Time	25:28	34:32
Third-Down Conversions	5 of 11	5 of 13
Fourth-Down Conversions	0 of 0	0 of 1

INDIVIDUAL LEADERS

Rushing — **Cincinnati:** Mauk 10-94, Benton 12-35, Moore 3-6, D. Jones 1-3, Glatthaar 1-(-1), Team 1-(-16). **Pittsburgh:** McCoy 25-137, Stephens-Howling 13-100, Williams 1-19, Porter 3-12, Team 2-(-3), Bostick 2-(-5).

Passing — **Cincinnati:** Mauk 21-32-1, 237, 0 TD. **Pittsburgh:** Bostick 18-29-1, 167, 1 TD.

Receiving — **Cincinnati:** Gilyard 5-45, Goodman 5-44, Barnett 3-61, Benton 3-57, Barwin 2-12, D. Jones 1-8, Jackson 1-5, Howard 1-5. **Pittsburgh:** Porter 7-85, Turner 4-33, Byham 3-33, Stephens-Howling 2-9, Strong 1-4, Collins 1-3.

NOTES

Ben Mauk's 55-yard rush on Cincinnati's first play from scrimmage was not only his longest rush of the season, but also the longest run from scrimmage of his collegiate career. His previous career-long rush went for 27 yards, on Nov. 27, 2004, in a 13-7 victory for Wake Forest over Maryland. Mauk's 94 yards on the ground were the most by a UC quarterback since Dustin Grutza rushed for 74 yards on 17 carries at Louisville on Oct. 14, 2006. Cincinnati utilized seven plays to march 82 yards to score on its opening possession of the afternoon.



Doug Jones

game **NINE****CINCINNATI (7-2, 2-2)****38****No. 20/21 USF 6-3, 1-3)****33****SCORING SUMMARY**

Cincinnati	31	7	0	0	-	38
USF	14	6	7	6	-	33

First Quarter

13:21 USF - T. Williams 73 yd interception return (Alvarado kick)
 10:55 CIN - Giddens 63 yd pass from Ben Mauk (Rogers kick)
 10:40 USF - Jenkins 100 yd kickoff return (Alvarado kick)
 8:30 CIN - Rogers 38 yd field goal
 6:18 CIN - Giddens 0 yd blocked punt return (Rogers kick)
 3:57 CIN - Mickens 79 yd interception return (Rogers kick)
 2:03 CIN - Goodman 16 yd pass from Mauk (Rogers kick)

**Second Quarter**

11:10 USF - Alvarado 21 yd field goal
 1:53 CIN - Jackson 4 yd pass from Mauk (ROGERS, Jake kick)
 0:00 USF - Alvarado 41 yd field goal

Third Quarter

4:03 USF - Grothe 7 yd run (Alvarado kick)

Fourth Quarter

2:04 USF - Hester 9 yd pass from Grothe (Grothe pass failed)

TEAM STATISTICS	CINCINNATI	USF
First Downs	14	27
Rushes-Yards	38-137	37-99
Passing Yards	238	382
Passes (A-C-I)	14-32-1	31-54-4
Plays - Total Yards	70-375	91-481
Punts - Avg.	6-44.7	4-34.5
Fumbles-Lost	1-1	4-4
Penalties-Yards	9-65	5-38
Possession Time	28:53	31:07
Third-Down Conversions	4 of 17	6 of 16
Fourth-Down Conversions	1 of 3	2 of 2

INDIVIDUAL LEADERS

Rushing — **Cincinnati**: Mauk 7-75; Ramsey 21-40; Huber 1-12; Moore 6-10; Barnett 1-9; Goodman 1-2; Rogers 1-(-11). **USF**: Grothe 22-75; Ford 7-13; B. Williams 6-9; Mitchell 1-4; Taylor 1-(-2).

Passing — **Cincinnati**: Mauk 13-31-1, 162, 3 TD; Barnett 1-1-0, 76, 1 TD. **USF**: Grothe 31-54-4, 382, 1 TD.

Receiving — **Cincinnati**: Goodman 4-36; Gilyard 3-100; Giddens 2-72; Jackson 2-36; Barnett 2-(-1); Ramsey 1-(-5). **USF**: B. Williams 8-63; Mitchell 7-110; Edwards 4-41; Bogan 3-54; Hester 3-52; Denson 3-38; Hill 2-18; Love 1-6.

NOTES

Cincinnati totaled a school-record 31 points in the first 15 minutes of play. Entering the game listed second in the nation in turnovers gained, the Bearcats defense equaled a school record by collecting eight turnovers (4 fumbles, 4 interceptions). USF scored 14 points before running an offensive play. Antwan Giddens' 63-yard touchdown catch was the longest reception of the senior's career. The win was the Bearcats' first in three tries at Raymond James Stadium. Cincinnati finished the year 2-1 in NFL venues.



Marcus Barnett

game **TEN****No. 16/16 CONNECTICUT (8-2, 4-1)****3****CINCINNATI (8-2, 3-2)****27****SCORING SUMMARY**

Connecticut	0	3	0	0	-	3
Cincinnati	13	0	7	7	-	27

First Quarter

11:36 CIN - Barwom 1 yd pass from Mauk (Rogers kick)
 0:22 CIN - Howard 6 yd pass from Mauk (Rogers kick failed)

**Second Quarter**

2:03 CONN - Ciaravino 22 yd field goal

Third Quarter

7:56 CIN - Mauk 11 yd run (Yingling kick)

Fourth Quarter

14:43 CIN - Goodman 37 yd pass from Mauk (Yingling kick)

TEAM STATISTICS	CONNECTICUT	CINCINNATI
First Downs	11	18
Rushes-Yards	22-22	39-144
Passing Yards	182	276
Passes (A-C-I)	18-37-1	21-33-0
Plays - Total Yards	59-204	72-420
Punts - Avg.	10-44.5	7-48.7
Fumbles-Lost	0-0	0-1
Penalties-Yards	5-50	10-105
Possession Time	25:24	34:36
Third-Down Conversions	3 of 16	6 of 16
Fourth-Down Conversions	0 of 1	0 of 1

INDIVIDUAL LEADERS

Rushing — **Connecticut**: Dixon 12-35; Taylor 1-2; Jeffers 1-0; Brown 2-0; Lorenzen 6-(-15). **Cincinnati**: Ramsey 17-66; Moore 10-64; Mauk 9-12; Glatthaar 2-5; Team 1-(-3).

Passing — **Connecticut**: Lorenzen 18-37-1, 182, 0 TD. **Cincinnati**: Mauk 21-33-0, 276, 3 TD.

Receiving — **Connecticut**: Dixon 6-51; Jeffers 4-42; Hernandez 3-48; Kanuch 3-39; Gauden 1-4; Brouse 1-(-2). **Cincinnati**: Goodman 8-127; Barwin 3-7; Howard 2-35; Ramsey 2-10; Alli 1-34; Jackson 1-20; Barnett 1-13; Giddens 1-12; Gilyard 1-11; Moore 1-7.

NOTES

Cincinnati won back-to-back contests against Top 25 teams and won its last four games against nationally ranked foes. Anthony Hoke finished the game with three tackles, all sacks. He had one sack in each of the first three quarters. Adam Hoppel grabbed his first career interception in the first quarter, picking off the pass after Hoke deflected it. Dominick Goodman grabbed his sixth touchdown reception of the season in the fourth quarter, a 37-yard catch that notched a season high. It was his sixth touchdowns in his last six games and 13 for his career. The TD tied him for sixth in UC history.



Adam Hoppel

game **ELEVEN****No. 5/5 WEST VIRGINIA 9-1, 4-1)****28****No. 21/25 CINCINNATI (8-3, 3-3)****23****SCORING SUMMARY**

West Virginia	7	14	0	7	-	28
Cincinnati	7	3	0	13	-	23

First Quarter

10:16 WVU- Schmitt 4 yd run (McAfee kick)
 4:41 CIN - Barnett 70 yd pass from Mauk (Rogers kick)

**Second Quarter**

6:29 WVU- White 7 yd run (McAfee kick)
 4:32 CIN - Rogers, Jake 42 yd field goal
 0:33 WVU- White 4 yd run (McAfee, kick)

Fourth Quarter

11:43 WVU- Slaton 1 yd run (McAfee kick)
 7:14 CIN - Barnett 13 yd pass from Mauk (Rogers kick)
 2:26 CIN - Glatthaar 1 yd run (Mauk pass failed)

TEAM STATISTICS	WEST VIRGINIA	CINCINNATI
First Downs	24	17
Rushes-Yards	61-295	30-84
Passing Yards	140	323
Passes (A-C-I)	13-19-1	19-34-0
Plays - Total Yards	80-435	64-407
Punts -Avg.	3-49.0	5-42.4
Fumbles-Lost	2-2	2-2
Penalties-Yards	3-25	5-62
Possession Time	37:01	22:59
Third-Down Conversions	7 of 14	4 of 13
Fourth-Down Conversions	0 of 1	1 of 2

INDIVIDUAL LEADERS

Rushing — **West Virginia:** White 27-155; Slaton 23-103; Devine 2-23; Schmitt 6-19; Team 3-(-5). **Cincinnati:** Mauk 15-52; Moore 5-16; Ramsey 6-11; Glatthaar 3-3; Benton 1-2.

Passing — **West Virginia:** White 13-19-1, 140, 0 TD. **Cincinnati:** Mauk 19-34-0, 323, 2 TD.

Receiving — **West Virginia:** Reynaud 6-29; Slaton 3-48; Jalloh 2-33; Schmitt 1-15; Sanders 1-15. **Cincinnati:** Barnett 10-210; Goodman 4-64; Ramsey 3-23; Giddens 1-18; Barwin 1-8.

NOTES

The crowd of 35,097 marked the third sellout of the season and the 16th sellout in Nippert Stadium history. Marcus Barnett finished with 210 yards receiving, the most since Jim O'Brien recorded 212 receiving yards against Ohio on November 16, 1968. Barnett finished the game with 10 receptions and 210 yards, putting him in fourth place in school history for receiving yards in a game. Mauk attempted his first career punt in the first quarter, pinning WVU at the 3-yard line. Mauk's punt was 36 yards.



Mike Mickens

Mike Mickens picked off a pass on the second play of the second quarter. It was Mickens' sixth interception of the season, equaling the school's single-season record.

game **TWELVE****No. 24/ CINCINNATI (9-3, 4-3)****52****SYRACUSE (2-10, 1-6)****31****SCORING SUMMARY**

Cincinnati	14	14	14	10	-	52
Syracuse	3	14	10	0	-	31

First Quarter

13:31 CIN - Barnett 33 yd pass from Mauk (Rogers kick)
 10:36 CIN - Glatthaar 2 yd run (Rogers kick)
 2:09 SYR - Shadle 43 yd field goal

**Second Quarter**

7:45 SYR - Chiara, Paul 2 yd run (Shadle kick)
 6:01 CIN- Barnett 8 yd pass from Mauk (Rogers kick)
 3:10 CIN- Jackson 20 yd pass from Mauk (Rogers kick)
 1:26 SYR - Williams 10 yd pass from Robinson (Shadle kick)

Third Quarter

14:43 SYR - Smith 78 yd pass from Robinson (Shadle kick)
 13:10 CIN - Barnett 18 yd pass from Mauk (Rogers kick)
 8:13 SYR - Nesheiwat 3 yd pass from Robinson (Shadle kick)
 6:13 CIN - Craig 16 yd fumble recovery (Rogers kick)

Fourth Quarter

12:42 CIN - Rogers 31 yd field goal
 1:02 CIN - Mauk 13 yd run (Rogers kick)

TEAM STATISTICS	CINCINNATI	SYRACUSE
First Downs	24	20
Rushes-Yards	32-113	34-(-15)
Passing Yards	431	428
Passes (A-C-I)	29-43-0	31-51-0
Plays - Total Yards	75-544	85-413
Punts -Avg.	4-51.2	7-36.6
Fumbles-Lost	2-1	2-1
Penalties-Yards	12-108	9-95
Possession Time	26:10	33:50
Third-Down Conversions	6 of 14	4 of 17
Fourth-Down Conversions	0 of 1	1 of 4

INDIVIDUAL LEADERS

Rushing — **Cincinnati:** Benton 9-63; Glatthaar 4-31; Moore 7-14; Mauk 9-5; Barnett 1-1; Goodman 1-1; Team 1-(-2). **Syracuse:** Hogue 8-30; Chiara 9-28; Robinson 17-(-73).

Passing — **Cincinnati:** Mauk, Ben 29-42-0, 431, 4 TD; Team 0-1-0, 0, 0 TD. **Syracuse:** Robinson 29-47-0, 419, 3 TD; Dantley 2-4-0, 9, 0 TD.

Receiving — **Cincinnati:** Barnett 11-127; Goodman 8-98; Barwin 4-90; Jackson 2-52; Giddens 2-28; Alli 1-20; Howard 1-16. **Syracuse:** Williams 9-160; Smith 5-126; Chiara 3-26; Moss 3-24; Fiammetta 3-21; Nesheiwat 2-26; Owen 2-24; Hogue 2-12; Bell 1-7; Sheeran 1-2.

NOTES

The Bearcats finished the regular season 5-1 on the road. Cincinnati improved to 3-0 indoors since 2005. Marcus Barnett had three TD receptions and finished the season with 13 touchdown receptions. Barnett broke Bearcats' Hall of Famer Jim O'Brien's 30-year old record for touchdown grabs in a season. The Bearcats carded a school-record 11 sacks against the Orange. Ben Mauk finished the regular season with a UC record 27 touchdown passes.



Earnest Jackson

game THIRTEEN

2007 PAPAJOHN'S.COM BOWL

SOUTHERN MISS. (7-6, 5-3) 21

No. 20 CINCINNATI (10-3, 4-3) 31

SCORING SUMMARY

Southern Miss	7	0	7	7	—	21
Cincinnati	0	14	17	0	—	31

First Quarter

5:23 USM - Shawn Nelson 10 yd pass from Jeremy Young (Estes kick)



Second Quarter

6:12 CIN - Dominick Goodman 14 yd pass from Ben Mauk (Rogers kick)

0:24 CIN - Dominick Goodman 5 yd pass from Ben Mauk (Rogers kick)

Third Quarter

13:17 CIN - Earnest Jackson 29 yd pass from Ben Mauk (Rogers kick)

6:48 USM - Jeremy Young 1 yd run (Estes kick)

4:08 CIN - Antwuan Giddens 10 yd pass from Ben Mauk (Rogers kick)

0:05 CIN - Jake Rogers 22 yd field goal

Fourth Quarter

9:37 USM - Chris Johnson 5 yd pass from Jeremy Young (Estes kick)

TEAM STATISTICS	USM	CINCINNATI
First Downs	19	21
Rushes-Yards	49-217	26-71
Passing Yards	122	334
Passes (A-C-I)	32-18-3	52-30-3
Plays - Total Yards	81-339	78-405
Punts - Avg.	6-39.2	4-47.0
Fumbles-Lost	0-0	1-1
Penalties-Yards	8-80	8-51
Possession Time	33:36	26:24
Third-Down Conversions	6 of 17	6 of 14
Fourth-Down Conversions	1 of 4	1 of 2

INDIVIDUAL LEADERS

Rushing — **Southern Miss:** Fletcher 29-155, Young 17-55, Harrison 2-7, Barefoot 1-0. **Cincinnati:** Mauk 12-41, Moore 4-18, Ramsey 6-9, Glatthaar 1-7, Benton 1-0.

Passing — **Southern Miss:** Young 32-18-3, 122, 2 TD. **Cincinnati:** Mauk 52-30-3, 334, 4 TD.

Receiving — **Southern Miss:** Fletcher 7-50, Nelson 3-18, Magee 2-15, Johnson 2-13, Morgan 2-8, Harrison 1-18, Baptiste 1-0. **Cincinnati:** Goodman 7-95, Barwin 7-86, Giddens 7-64, Jackson 3-46, Howard 2-24, Barnett 2-17, Moore 1-3, Benton 1-(-1).

NOTES

The win gave Cincinnati a 10-3 record making it the second time in the program's 120-seasons of football to reach 10 victories. The 1951 Bearcats finished 10-1. Cincinnati is now 8-7 all-time against Southern Miss and 6-4 in bowl games, extending its postseason win streak to three straight. The Bearcats wrapped up 2007 with a 2-0 record against Conference USA competition (defeating Marshall on Sept. 22, 40-14 at Nippert Stadium) and a 6-0 non-conference record.



Dominick Goodman caught his seventh touchdown grab of the season on a 14-yard pass play from Ben Mauk. Goodman totaled six catches for 75 yards and two touchdowns in the first half. DeAngelo Smith snagged three interception and established a new UC record with eight pickoffs in the season.





big east CONFERENCE

The 2007 BIG EAST Conference football season began with questions as to how the league could possibly keep the momentum going on the heels of a season that was generally regarded as the best in conference history.

The 2007 season ended with West Virginia's Bill Stewart being carried off the field following a decisive win in the Tostitos Fiesta Bowl and a never-in-doubt victory by Rutgers in the International Bowl.

In between was a season that mirrored the surprises and excitement that comprised the 2007 national college football season – a year in which the BIG EAST continued to stand as one of the top conferences in the game.

West Virginia's win against Oklahoma in the Fiesta Bowl gave the BIG EAST's representative four Bowl Championship Series wins in the last five years. The conference was a combined 32-13 outside the league in 2007, with the .711 winning percentage standing behind only the 2006 (37-8, .822) and 2000 (28-9, .757) seasons as the best in BIG EAST history.

The 2007 season also gave the BIG EAST a combined record of 89-37 under its current alignment, by far the best three-year run by the conference at any time in its history.

But wins and losses do not tell the whole story. Seven of the eight BIG EAST teams were either ranked or received votes in one of the three major national polls. Four of the eight were ranked in the top 10 at some point, while two schools – West Virginia and USF – were ranked No. 2. The Mountaineers spent one week as the No. 1 team in the nation in the *USA Today* poll.

The conference championship picture was not finished until the last game of the regular season. West Virginia found itself with a piece of the title for the fourth time in the last five seasons, while Connecticut, just four years removed from Division I-AA status, celebrated a share of its first BIG EAST championship.

The final national polls listed two BIG EAST schools among the top 20 and five that received at least one top-25 vote. Individual success also followed with two players – USF defensive end George Selvie and Cincinnati punter Kevin Huber – earning consensus all-America status and two others – Louisville quarterback Brian Brohm and West Virginia linebacker Reed Williams – being named to the *ESPN The Magazine* Academic All-America First Team.

The BIG EAST Conference's entrance into football was announced Feb. 5, 1991. The league gained instant credibility with its level of excellence on the field and with its television and bowl relationships. The BIG EAST has been a charter member of each of the major bowl agreements with the major conferences, beginning with the Bowl Coalition in 1992, followed by the Bowl Alliance in 1995 and the Bowl Championship Series in 1998.

Since its birth, the BIG EAST has been a national power both on and off the field. Commissioner Michael Tranchese served as coordinator of the BCS for two years from 2002-03. He has spearheaded the development of BIG EAST football since its beginning. The BIG EAST has been a frequent contender for the national championship. Eight times in the league's 17 seasons, a BIG EAST squad has played for a claim to the national crown in a postseason game.

The 2008 season will mark the first year of a six-year arrangement with ESPN that gives the BIG EAST unrivaled exposure on ABC television and the ESPN family of networks. ESPN, ESPN2 or ABC will

carry a minimum of 19 BIG EAST home games each season, marking the highest guaranteed total on ESPN and ABC in league history. Championship Saturday in December will include one game on ESPN and another on ESPN2. At least four BIG EAST games will be featured on ESPN's Thursday-night package each year.

In addition, ESPN Regional will continue to produce and distribute its Game of the Week package to a nationally syndicated audience, reaching more than 30 million homes.

Most of these games also will be available as part of the ESPN GamePlan subscription service. Finally, a minimum of five home games will be carried on ESPN2.

Extensive television exposure and the BIG EAST have been synonymous terms. For football, the league established its own regional television package in 1991 before it had played a game. The BIG EAST Television Network

immediately was the largest regional college football network in the country.

The BIG EAST has always aligned itself with prestigious bowl games. The league is one of the original founders of the Bowl Championship Series and continues to be one of only six conferences that receives an automatic annual bid.

The BIG EAST Conference champion earns the league's automatic BCS bid. The BCS — which enters its 10th season in 2008-09 — is a five-game arrangement for postseason college football that is designed to match the two top-rated teams in a national championship game and to create exciting and competitive matchups between eight other highly regarded teams in four other BCS games.

If the BIG EAST champion finishes No. 1 or No. 2 in the final BCS standings, then that team will earn a spot in the BCS National Championship Game. Otherwise, the league champion will compete in one of the four remaining BCS bowl games – the Tostitos Fiesta Bowl, FedEx Orange Bowl, Allstate Sugar Bowl or the Rose Bowl. Each bowl hosts two games once every four years – its traditional game plus the National Championship Game approximately one week later.

In a first-of-its-kind collaboration among Division I conferences and football bowl partners, the BIG EAST and Big 12 Conferences — along with Notre Dame — forged a bowl partnership beginning in 2006. This agreement assures both BCS conferences' or Notre Dame's participation in the Konica Gator Bowl and Brut Sun Bowl over a four-year period. The Konica Gator Bowl or Brut Sun Bowl can pick a BIG EAST team after the league's representative to the Bowl Championship Series has been determined. The Atlantic Coast Conference will provide the opposition in the Konica Gator Bowl (CBS) and the Pac-10 Conference will participate in the Brut Sun Bowl (CBS).

The Konica Gator Bowl has the first selection at the conclusion of each season. During the four years of the deal, the BIG EAST (or Notre Dame) will send a team to both the Gator Bowl and the Sun Bowl twice.

The Meineke Car Care



The BIG EAST Conference

222 Richmond Street, Suite 110
Providence, R.I. 02903

(401) 453-0660 • Communications
(401) 272-9108 • Switchboard
(401) 751-8540 • Fax

www.BigEast.org

BIG EAST Conference Staff

Commissioner	Michael A. Tranghese
Senior Associate Commissioner	John Marinatto
Associate Commissioner	Nick Carparelli, Jr.
Associate Commissioner	Joe D'Antonio, Jr., Esq.
Associate Commissioner	Donna DeMarco
Associate Commissioner	Dan Gavitt
Associate Commissioner	Tom Odjakjian
Associate Commissioner	John Paquette
Associate Commissioner for Olympic Sports	James Siedliski
Assistant Commissioner for Compliance	Jennifer Condaras
Assistant Commissioner/Women's Bkbl Officiating	Barbara Jacobs
Director of Business Affairs	Susan Eaton
Director of Communications	Chuck Sullivan
Director of Communications	Rachel Margolis
Director of Marketing and Web Development	Ben Fairclough
Director of Sport Administration	Mia Brickhouse
Director of Sport Administration	Robert Weygand, Jr.
Director of Men's Basketball Operations	Shawn Murphy
Assistant Director of Communications	Michael Coyne
Assistant Director of Compliance	TBA
Coordinator of Men's Basketball Officiating	Art Hyland
Coordinator of Football Officiating	Terry McAulay
Assistant to the Commissioner	Lisa Zanechia
Administrative Assistant for Sport Administration	Lois DeBlois
Administrative Assistant for Compliance	Wanda Factor
Administrative Assistant	Linda Yates
Assistant to the Senior Associate Commissioner	Sarah Emmett
Receptionist	Kathy Kirkpatrick
Communications Assistant	Farrah Segaloftr
Communications Assistant	Dan White
Football Administration Assistant	Owen Salvestrini

Bowl is now in its seventh year with the BIG EAST Conference. The Meineke Car Care Bowl, which is played in Bank of America Stadium in Charlotte, N.C., picks after the Konica Gator Bowl or Brut Sun Bowl.

The BIG EAST Conference also aligned itself with the International Bowl in Toronto, Ontario, and the PapaJohns.com Bowl in Birmingham, Ala., beginning in 2006. In the International Bowl, the BIG EAST representative faces a team from the Mid-American Conference. In the PapaJohns.com Bowl, the opponent is from the Southeastern Conference.

The 2008 season brings another addition to the BIG EAST's bowl picture with the introduction of the St. Petersburg Bowl at Tropicana Field. The St. Petersburg Bowl will be televised on ESPN and will pair the BIG EAST representative against an opponent from Conference USA.

The addition of the St. Petersburg Bowl gives BIG EAST teams access to at least six postseason games each year.

BIG EAST All-Conference

First-Team Offense

Pos.	Player	School
WR	Harry Douglas	Louisville
WR	Tiquan Underwood	Rutgers
OT	Jeff Otah	Pittsburgh
OT	Jeremy Zuttah	Rutgers
OG	Donald Thomas	Connecticut
OG	Greg Isdaner	West Virginia
C	Eric Wood	Louisville
TE	Gary Barnidge *	Louisville
QB	Pat White *	West Virginia
RB	Ray Rice *	Rutgers
RB	LeSean McCoy	Pittsburgh
K	Art Carmody	Louisville
RS	Max Suter	Syracuse

First-Team Defense

DL	Terrill Byrd	Cincinnati
DL	Eric Foster	Rutgers
DL	George Selvie *	USF
DL	Keilen Dykes	West Virginia
LB	Danny Lansanah	Connecticut
LB	Scott McKillop *	Pittsburgh
LB	Ben Moffitt	USF
CB	Mike Mickens *	Cincinnati
CB	Mike Jenkins	USF
S	Haruki Nakamura *	Cincinnati
S	Eric Wicks	West Virginia
P	Kevin Huber	Cincinnati

Second-Team Offense

WR	Marcus Barnett	Cincinnati
WR	Kenny Britt	Rutgers
WR	Mike Williams	Syracuse
WR	Darius Reynaud	West Virginia
OT	George Bussey	Louisville
OT	Pedro Sosa	Rutgers
OG	Trevor Canfield	Cincinnati
OG	Ryan Schmidt	USF
C	Mike Dent	West Virginia
QB	Brian Brohm	Louisville
RB	Andre Dixon	Connecticut
RB	Steve Slaton	West Virginia
K	Pat McAfee	West Virginia
RS	Tyvon Branch	Connecticut

Second-Team Defense

DL	Anthony Hoke	Cincinnati
DL	Joe Clermond	Pittsburgh
DL	Arthur Jones	Syracuse
DL	Johnny Dingle	West Virginia
LB	Lamar Myles	Louisville
LB	Tyrone McKenzie	USF
LB	Marc Magro	West Virginia
CB	DeAngelo Smith	Cincinnati
CB	Trae Williams	USF
S	Courtney Greene	Rutgers
S	Joe Fields	Syracuse
P	Rob Long	Syracuse

Postseason Awards

OFFENSIVE PLAYER OF THE YEAR	DEFENSIVE PLAYER OF THE YEAR
Pat White, QB, West Virginia	George Selvie, DL, USF

SPECIAL TEAMS PLAYER OF THE YEAR	ROOKIE OF THE YEAR
Kevin Huber, P, Cincinnati	LeSean McCoy, RB, Pittsburgh *

COACH OF THE YEAR
Brian Kelly, Cincinnati

* unanimous selection



Haruki Nakamura

For information on BIG EAST Conference Football, please contact: Chuck Sullivan, Director of Communications (csullivan@bigeast.org), John Paquette, Assoc. Commissioner (jpaquette@bigeast.org)



big east SEASON-IN-REVIEW

2007 BIG EAST Standings

School (AP /USA Today)	W-L	Pct.	PF	PA	H	A	W-L	Pct.	PF	PA	H	A	N
West Virginia * BCS (6/6)	5-2	.714	240	126	2-1	3-1	11-2	.846	515	235	5-1	5-1	1-0
Connecticut * (rv/rv)	5-2	.714	169	165	4-0	1-2	9-4	.692	344	247	7-0	2-3	0-1
Cincinnati (17/20)	4-3	.571	209	170	2-2	2-1	10-3	.769	472	244	4-1	5-2	1-0
USF (rv/rv)	4-3	.571	240	167	2-1	2-2	9-4	.692	451	304	5-1	4-2	0-1
Rutgers (rv/-)	3-4	.429	171	195	2-2	1-2	8-5	.615	426	292	5-3	2-2	1-0
Louisville	3-4	.429	193	231	2-1	1-3	6-6	.500	422	377	4-2	2-4	0-0
Pittsburgh	3-4	.429	141	169	2-2	1-2	5-7	.417	274	291	4-3	1-4	0-0
Syracuse	1-6	.143	131	271	0-4	1-2	2-10	.167	197	418	1-6	1-4	0-0

* BIG EAST co-champions; BCS — Bowl Championship Series representative

Final Bowl Championship Series Ranking: 9 - West Virginia, 21 - USF, 22 - Cincinnati, 25 - Connecticut

Final Associated Press Top 25: 6 - West Virginia, 17 - Cincinnati, rv - USF, Connecticut, Rutgers

Final USA Today Top 25: 6 - West Virginia, 20 - Cincinnati, rv - Connecticut, USF

Final Harris Interactive Top 25 (Dec. 2, pre-bowl games): 9 - West Virginia, 20 - Cincinnati, 24 - USF, rv - Connecticut, Pittsburgh

2007 BIG EAST Bowl Results

PAPA JOHNS.COM BOWL — December 22

Cincinnati 31, Southern Mississippi 21

Cincinnati: Ben Mauk, 30-for-52, 334 yards, 4 TD; Dominick Goodman, 7 rec., 95 yards, 2 TD; DeAngelo Smith, 3 INT

MEINEKE CAR CARE BOWL — December 29

Wake Forest 24, Connecticut 10

Connecticut: Donald Brown, 13 car., 72 yards; Tyler Lorenzen, 13-for-26, 98 yards; Larry Taylor, 3 punt returns, 75 yards, 1 TD.

BRUT SUN BOWL — December 31

Oregon 56, USF 21

USF: Matt Grothe, 18-for-35, 197 yards, 1 TD, 14 car., 40 yards; Taurus Johnson, 4 rec., 51 yards, 1 TD.

TOSTITOS FIESTA BOWL — January 2

West Virginia 48, Oklahoma 28

West Virginia: Pat White, 10-for-19, 176 yards, 2 TD, 20 car., 150 yards; Noel Devine, 13 car., 108 yards, 2 TD.

INTERNATIONAL BOWL — January 5

Rutgers 52, Ball State 30

Rutgers: Ray Rice, 35 car., 280 yards, 4 TD; Mike Teel, 16-for-25, 303 yards, 3 TD; Kenny Britt, 6 rec., 125 yards, 1 TD.

2007 BIG EAST Team Statistical Leaders

PASS OFFENSE

School	YPG
1. Louisville	341.9
2. Cincinnati	286.2
3. Rutgers	251.3
4. Syracuse	229.2
5. USF	229.1
6. Connecticut	185.8
7. Pittsburgh	178.1
8. West Virginia	159.0

SCORING OFFENSE

School	YPG
1. West Virginia	39.6
2. Cincinnati	36.3
3. Louisville	35.2
4. USF	34.7
5. Rutgers	32.8
6. Connecticut	26.5
7. Pittsburgh	22.8
8. Syracuse	16.4

RUSHING OFFENSE

School	YPG
1. West Virginia	297.2
2. Rutgers	198.0
3. USF	185.0
4. Connecticut	161.4
5. Cincinnati	147.8
6. Louisville	146.1
7. Pittsburgh	141.4
8. Syracuse	62.8

TOTAL OFFENSE

School	YPG
1. Louisville	488.0
2. West Virginia	456.2
3. Rutgers	449.3
4. Cincinnati	433.9
5. USF	414.1
6. Connecticut	347.2
7. Pittsburgh	319.5
8. Syracuse	291.9

PASS DEFENSE

School	YPG
1. Pittsburgh	167.2
2. Rutgers	170.6
3. West Virginia	188.8
4. Connecticut	194.0
5. USF	212.1
6. Louisville	251.2
7. Cincinnati	254.0
8. Syracuse	260.9

SCORING DEFENSE

School	YPG
1. West Virginia	18.1
2. Cincinnati	18.8
3. Connecticut	19.0
4. Rutgers	22.5
5. USF	23.4
6. Pittsburgh	24.2
7. Louisville	31.4
8. Syracuse	34.8

RUSHING DEFENSE

School	YPG
1. West Virginia	112.9
2. Cincinnati	114.2
3. Pittsburgh	130.4
4. USF	130.5
5. Rutgers	156.9
6. Connecticut	157.4
7. Louisville	165.3
8. Syracuse	207.8

TOTAL DEFENSE

School	YPG
1. Pittsburgh	297.7
2. West Virginia	301.7
3. Rutgers	327.5
4. USF	342.6
5. Connecticut	351.4
6. Cincinnati	368.2
7. Louisville	416.5
8. Syracuse	468.8

PUNTING

School	Net/P
1. Cincinnati	39.6
2. West Virginia	37.8
3. USF	34.7
4. Connecticut	34.6
5. Pittsburgh	34.5
6. Syracuse	34.3
7. Louisville	33.3
8. Rutgers	30.7

TURNOVER MARGIN

School	TPG
1. Cincinnati	1.23
2. Connecticut	1.08
3. West Virginia	1.00
4. USF	0.69
5. Louisville	0.00
6. Pittsburgh	-0.42
7. Rutgers	-0.46
8. Syracuse	-0.50

PUNT RETURN

School	YPR
1. West Virginia	12.0
2. Connecticut	11.3
3. Pittsburgh	9.4
4. USF	8.5
5. Cincinnati	8.2
6. Rutgers	8.1
7. Louisville	6.7
8. Syracuse	4.6

KICKOFF RETURNS

School	YPR
1. Syracuse	24.8
2. Pittsburgh	22.9
3. West Virginia	22.5
4. Connecticut	22.3
5. Cincinnati	22.2
6. Louisville	22.1
7. USF	21.0
8. Rutgers	20.8

2007 BIG EAST Individual Statistical Leaders

	RUSHING	Team	Cl	G	Att	Yds	Avg	TD	Long	Yds/G
1.	RICE, Ray	RUT	JR	13	380	2012	5.3	24	90	154.8
2.	McCOY, LeSean	PITT	FR	12	276	1328	4.8	14	64	110.7
3.	WHITE, Patrick	WVU	JR	13	198	1335	6.7	14	64	102.7
4.	SLATON, Steve	WVU	JR	13	211	1051	5.0	17	58	80.8
5.	DIXON, Andre	CONN	SO	11	167	828	5.0	3	55	75.3
6.	BROWN, Donald	CONN	SO	12	170	821	4.8	8	70	68.4
7.	GROTHER, Matt	USF	SO	13	198	872	4.4	10	80	67.1
8.	ALLEN, Anthony	LOU	SO	12	146	696	4.8	7	48	58.0
9.	FORD, Mike	USF	FR	12	138	645	4.7	12	48	53.8
10.	DEVINE, Noel	WVU	FR	12	73	627	8.6	6	76	52.2

	PASSING AVG/GAME	Team	Cl	G	Att	Cmp	Int	Pct.	Yds	TD	Avg/G
1.	BROHM, Brian	LOU	SR	12	473	308	12	65.1	4024	30	335.3
2.	MAUK, Ben	CIN	GR	12	386	235	9	60.9	3121	31	260.1
3.	TEEL, Mike	RUT	JR	13	349	203	13	58.2	3147	20	242.1
4.	GROTHER, Matt	USF	SO	13	392	232	14	59.2	2670	14	205.4
5.	ROBINSON, Andrew	SYR	SO	11	292	154	7	52.7	2192	13	199.3
6.	LORENZEN, Tyler	CONN	JR	13	348	197	6	56.6	2367	13	182.1
7.	BOSTICK, Pat	PITT	FR	10	252	155	13	61.5	1500	8	150.0
8.	WHITE, Patrick	WVU	JR	13	216	144	4	66.7	1724	14	132.6

	TOTAL OFFENSE	Team	Cl	G	Rush	Pass	Plays	Total	Yds/G
1.	BROHM, Brian	LOU	SR	12	-46	4024	530	3978	331.5
2.	MAUK, Ben	CIN	GR	12	376	3121	486	3497	291.4
3.	GROTHER, Matt	USF	SO	13	872	2670	590	3542	272.5
4.	TEEL, Mike	RUT	JR	13	-49	3147	359	3098	238.3
5.	WHITE, Patrick	WVU	JR	13	1335	1724	414	3059	235.3
6.	LORENZEN, Tyler	CONN	JR	13	328	2367	481	2695	207.3
7.	ROBINSON, Andrew	SYR	SO	11	-39	2192	387	2153	195.7
8.	RICE, Ray	RUT	JR	13	2012	0	380	2012	154.8
9.	BOSTICK, Pat	PITT	FR	10	-131	1500	277	1369	136.9
10.	McCOY, LeSean	PITT	FR	12	1328	18	278	1346	112.2

	RECEIVE YDS/GAME	Team	Cl	G	Rec	Yds	TD	Long	Avg/C	Yds/G
1.	DOUGLAS, Harry	LOU	SR	10	71	1159	7	59	16.3	115.9
2.	BRITT, Kenny	RUT	SO	13	62	1232	8	53	19.9	94.8
3.	UNDERWOOD, Tiqu	RUT	JR	13	65	1100	7	69	16.9	84.6
4.	WILLIAMS, Mike	SYR	SO	12	60	837	10	61	13.9	69.8
5.	SMITH, Taj	SYR	JR	12	44	822	5	79	18.7	68.5
6.	GOODMAN, Dominick	CIN	JR	13	68	869	8	37	12.8	66.8
7.	BARNETT, Marcus	CIN	FR	13	62	862	13	80	13.9	66.3
8.	REYNAUD, Darius	WVU	SR	13	63	725	12	58	11.5	55.8
9.	BARNIDGE, Gary	LOU	SR	12	53	655	7	81	12.4	54.6
10.	URRUTIA, Mario	LOU	JR	10	35	501	3	71	14.3	50.1

	ALL PURPOSE	Team	Cl	G	Rush	Rcv	PR	KR	Yds	Avg/G
1.	RICE, Ray	RUT	JR	13	2012	239	0	0	2251	173.2
2.	McCOY, LeSean	PITT	FR	12	1328	244	0	0	1572	131.0
3.	DOUGLAS, Harry	LOU	SR	10	11	1159	-3	16	1183	118.3
4.	SLATON, Steve	WVU	JR	13	1051	358	0	47	1456	112.0
5.	SUTER, Max	SYR	FR	12	38	0	0	1299	1337	111.4
6.	WHITE, Patrick	WVU	JR	13	1335	0	0	0	1335	102.7
7.	DEVINE, Noel	WVU	FR	12	627	90	0	511	1228	102.3
8.	DIXON, Andre	CONN	SO	11	828	280	0	0	1108	100.7
9.	UNDERWOOD, Tiqu	RUT	JR	13	0	1100	0	177	1277	98.2
10.	BRITT, Kenny	RUT	SO	13	0	1232	0	0	1232	94.8


	PASS EFFICIENCY	Team	Cl	G	Att-Cmp-Int	Pct.	Yds	TD	Eff.
1.	BROHM, Brian	LOU	SR	12	473-308-12	65.1	4024	30	152.4
2.	WHITE, Patrick	WVU	JR	13	216-144-4	66.7	1724	14	151.4
3.	MAUK, Ben	CIN	GR	12	386-235-9	60.9	3121	31	150.6
4.	TEEL, Mike	RUT	JR	13	349-203-13	58.2	3147	20	145.4
5.	ROBINSON, Andrew	SYR	SO	11	292-154-7	52.7	2192	13	125.7
6.	LORENZEN, Tyler	CONN	JR	13	348-197-6	56.6	2367	13	122.6
7.	GROTHER, Matt	USF	SO	13	392-232-14	59.2	2670	14	121.0
8.	BOSTICK, Pat	PITT	FR	10	252-155-13	61.5	1500	8	111.7

All-Time Standings

2006	Rank	Conf.	All	1998	Rank	Conf.	All
Louisville	(6/7)	6-1	12-1	Syracuse	(25/24)	6-1	8-4
W. Virginia	(10/10)	5-2	11-2	Miami	(20/21)	5-2	9-3
Rutgers	(12/12)	5-2	11-2	Va. Tech	(23/19)	5-2	9-3
Cincinnati		4-3	8-5	W. Virginia		5-2	8-4
USF		4-3	9-4	Boston College		3-4	4-7
Pittsburgh		2-5	6-6	Rutgers		2-5	5-6
Connecticut		1-6	4-8	Temple		2-5	2-9
Syracuse		1-6	4-8	Pittsburgh		0-7	2-9
2005	Rank	Conf.	All	1997	Rank	Conf.	All
W. Virginia	(5/6)	7-0	11-1	Syracuse	(21/20)	6-1	9-4
Louisville	(19/20)	5-2	9-3	Va. Tech		5-2	7-5
Rutgers		4-3	7-5	W. Virginia		4-3	7-5
USF		4-3	6-6	Pittsburgh		4-3	6-6
Pittsburgh		4-3	5-6	Miami		3-4	5-6
Connecticut		2-5	5-6	Boston College		3-4	4-7
Cincinnati		2-5	4-7	Temple		3-4	3-8
Syracuse		0-7	1-10	Rutgers		0-7	0-11
2004	Rank	Conf.	All	1996	Rank	Conf.	All
Pittsburgh	(25/-)	4-2	8-4	Va. Tech	(13/12)	6-1	10-2
Boston College		4-2	9-3	Miami	(14/14)	6-1	9-3
W. Virginia		4-2	8-4	Syracuse	(21/18)	6-1	9-3
Syracuse		4-2	6-6	W. Virginia		4-3	8-4
Connecticut		3-3	8-4	Pittsburgh		3-4	4-7
Rutgers		1-5	4-7	Boston College		2-5	5-7
Temple		1-5	2-9	Rutgers		1-6	2-9
				Temple		0-7	1-10
2003	Rank	Conf.	All	1995	Rank	Conf.	All
Miami	(5/5)	6-1	11-2	Va. Tech	(10/9)	6-1	10-2
W. Virginia		6-1	8-5	Miami		6-1	8-3
Pittsburgh		5-2	8-5	Syracuse	(19/16)	5-2	9-3
Va. Tech		4-3	8-5	W. Virginia		4-3	5-6
Boston College		3-4	8-5	Boston College		4-3	4-8
Syracuse		2-5	6-6	Rutgers		2-5	4-7
Rutgers		2-5	5-7	Temple		1-6	1-10
Temple		0-7	1-11	Pittsburgh		0-7	2-9
2002	Rank	Conf.	All	1994	Rank	Conf.	All
Miami	(2/2)	7-0	12-1	Miami	(6/6)	7-0	10-2
W. Virginia	(25/20)	6-1	9-4	Va. Tech		5-2	8-4
Pittsburgh	(19/18)	5-2	9-4	Syracuse		4-3	7-4
Va. Tech	(18/14)	3-4	10-4	W. Virginia		4-3	7-6
Boston College		3-4	9-4	Boston Coll. (23/22)	3-3-1	7-4-1	
Temple		2-5	4-8	Rutgers		2-4-1	5-5-1
Syracuse		2-5	4-8	Pittsburgh		2-5	3-8
Rutgers		0-7	1-11	Temple		0-7	2-9
2001	Rank	Conf.	All	1993	Rank	Conf.	All
Miami	(1/1)	7-0	12-0	W. Virginia	(7/6)	7-0	11-1
Syracuse	(14/14)	6-1	10-3	Miami	(15/15)	6-1	9-3
Va. Tech	(18/18)	4-3	8-4	Boston Coll. (13/12)	5-2	9-3	
Boston Coll. (21/23)	4-3	8-4		Va. Tech	(22/-)	4-3	9-3
Pittsburgh		4-3	7-5	Syracuse		3-4	6-4-1
Temple		2-5	4-7	Pittsburgh		2-5	3-8
W. Virginia		1-6	3-8	Rutgers		1-6	4-7
Rutgers		0-7	2-9	Temple		0-7	1-10
2000	Rank	Conf.	All	1992*	Rank	Conf.	All
Miami	(2/2)	7-0	11-1	Miami	(3/3)		11-1
Va. Tech	(6/6)	6-1	11-1	Syracuse	(6/7)		10-2
Pittsburgh		4-3	7-5	Boston Coll. (21/21)	8-3-1		
Syracuse		4-3	6-5	Rutgers		7-4	
Boston College		3-4	7-5	W. Virginia		5-4-2	
W. Virginia		3-4	7-5	Pittsburgh		3-9	
Temple		1-6	4-7	Va. Tech		2-8-1	
Rutgers		0-7	3-8	Temple		1-10	
1999	Rank	Conf.	All	1991*	Rank	Conf.	All
Va. Tech	(2/3)	7-0	11-1	Miami	(1/2)		12-0
Miami	(15/15)	6-1	9-4	Syracuse	(11/11)		10-2
Boston College		4-3	8-4	Pittsburgh		6-5	
Syracuse		3-4	7-5	W. Virginia		6-5	
W. Virginia		3-4	4-7	Rutgers		6-5	
Pittsburgh		2-5	5-6	Va. Tech		5-6	
Temple		2-5	2-9	Boston College		4-7	
Rutgers		1-6	1-10	Temple		2-9	

*1991 and 1992 champion determined by ranking in final USA Today ESPN Coaches' Poll. Rank-AP/USA Today polls

big east SEASON-IN-REVIEW



Anthony Hoke

PUNT RETURN AVG	Team	CI	G	Ret	Yds	TD	Long	Avg
1. RIVERS, Vaughn	WVU	SR	13	41	479	0	51	11.7
2. TAYLOR, Larry	CONN	SR	13	31	357	2	74	11.5
3. BERRY, Aaron	PITT	SO	12	24	206	0	53	8.6
4. EDWARDS, Marcus	USF	JR	13	31	231	0	31	7.5
5. CAMPBELL, Denni	RUT	SO	10	13	71	0	20	5.5

KICK RETURN AVG	Team	CI	G	Ret	Yds	TD	Long	Avg
1. BRANCH, Tyvon	CONN	SR	13	27	780	2	97	28.9
2. SUTER, Max	SYR	FR	12	51	1299	1	93	25.5
3. ROBINSON, Lowell	PITT	SR	12	38	940	0	64	24.7
4. MURPHY, Jerome	USF	SO	13	22	538	0	59	24.5
5. DEVINE, Noel	WVU	FR	12	22	511	0	48	23.2
6. RAMSEY, Jacob	CIN	SO	12	16	351	0	31	21.9
7. GUY, Trent	LOU	SO	12	31	671	1	100	21.6
8. BROWN, Tim	RUT	SO	12	15	311	0	38	20.7
9. ROBINSON, Mason	RUT	FR	10	14	275	0	35	19.6

PUNTING	Team	CI	G	Punt	Yds	Long	Avg
1. HUBER, Kevin	CIN	JR	13	57	2672	62	46.9
2. MCAFEE, Pat	WVU	JR	13	46	1962	71	42.7
3. LONG, Rob	SYR	FR	12	75	3139	73	41.9
4. ALVARADO, Delbe	USF	SO	13	58	2414	61	41.6
5. CULLEN, Desi	CONN	SO	13	75	3055	60	40.7
6. BRYTUS, Dave	PITT	JR	12	66	2613	66	39.6
7. GOETTSCHE, Cory	LOU	SO	11	42	1633	62	38.9
8. ITO, Jeremy	RUT	SR	13	50	1787	63	35.7

SCORING	Team	CI	G	TD	XPT	FG	2XP	Pts	Pts/G
1. RICE, Ray	RUT	JR	13	25	0	0	0	150	11.5
2. ITO, Jeremy	RUT	SR	13	0	51	23	0	120	9.2
3. ALVARADO, Delbe	USF	SO	13	0	52	19	0	109	8.4
4. SLATON, Steve	WVU	JR	13	18	0	0	0	108	8.3
5. MCAFEE, Pat	WVU	JR	13	0	64	13	0	103	7.9
6. CIARAVINO, Tony	CONN	JR	13	0	34	22	0	100	7.7
7. CARMODY, Art	LOU	SR	12	0	53	13	0	92	7.7
8. McCOY, LeSean	PITT	FR	12	15	0	0	0	90	7.5
9. LEE, Conor	PITT	JR	12	0	28	18	0	82	6.8
10. FORD, Mike	USF	FR	12	13	0	0	0	78	6.5

SCORING (KICK)	Team	CI	G	PATs	FGs	Pts	Pts/G
1. ITO, Jeremy	RUT	SR	13	51-51	23-31	120	9.2
2. ALVARADO, Delbe	USF	SO	13	52-53	19-29	109	8.4
3. MCAFEE, Pat	WVU	JR	13	64-65	13-19	103	7.9
4. CIARAVINO, Tony	CONN	JR	13	34-38	22-27	100	7.7
5. CARMODY, Art	LOU	SR	12	53-53	13-17	92	7.7
6. LEE, Conor	PITT	JR	12	28-28	18-22	82	6.8
7. ROGERS, Jake	CIN	FR	13	51-54	11-19	84	6.5
8. SHADLE, Patrick	SYR	JR	12	23-24	10-14	53	4.4

FIELD GOALS	Team	CI	G	FG	FGA	Pct.	FG/G
1. ITO, Jeremy	RUT	SR	13	23	31	74.2	1.77
2. CIARAVINO, Tony	CONN	JR	13	22	27	81.5	1.69
3. LEE, Conor	PITT	JR	12	18	22	81.8	1.50
4. ALVARADO, Delbe	USF	SO	13	19	29	65.5	1.46
5. CARMODY, Art	LOU	SR	12	13	17	76.5	1.08
6. MCAFEE, Pat	WVU	JR	13	13	19	68.4	1.00
7. ROGERS, Jake	CIN	FR	13	11	19	57.9	0.85
8. SHADLE, Patrick	SYR	JR	12	10	14	71.4	0.83

TACKLES (All positions)	Player	Team	CI	G	Solo	Ast	Total	Avg/G	Sack
1. McKILLOP, Scott	PITT	JR	12	98	53	151	12.6	3.0	
2. MYLES, Lamar	LOU	JR	12	81	47	128	10.7	1.5	
3. LANSANAH, Danny	CONN	SR	13	49	72	121	9.3	2.0	
4. WILSON, Lawrence	CONN	FR	13	53	60	113	8.7	0.0	
5. MCKENZIE, Tyron	USF	JR	13	67	43	110	8.5	1.5	
6. LUTRUS, Scott	CONN	FR	13	62	45	107	8.2	1.0	
7. WILLIAMS, Reed	WVU	JR	13	48	59	107	8.2	1.0	
8. FIELDS, Joe	SYR	SR	12	53	44	97	8.1	0.0	
9. FLAHERTY, Jake	SYR	JR	12	47	48	95	7.9	1.0	
10. DELESTON, Dahna	CONN	JR	13	47	55	102	7.8	1.5	

SACKS	Team	CI	G	Solo	Ast	Yds	Total	Avg/G
1. SELVIE, George	USF	SO	13	14	1	87	14.5	1.12
2. HOKE, Anthony	CIN	SR	13	13	0	92	13.0	1.00
3. CLERMOND, Joe	PITT	SR	12	10	1	82	10.5	0.88
4. DINGLE, Johnny	WVU	SR	13	8	2	53	9.0	0.69
5. WILLIAMS, Julius	CONN	JR	13	7	3	50	8.5	0.65
6. BYRD, Terrill	CIN	JR	13	7	2	56	8.0	0.62
MAGRO, Marc	WVU	SR	13	8	0	56	8.0	0.62
WESTERMAN, Jama	RUT	JR	13	6	4	54	8.0	0.62
9. BROWN, Cody	CONN	JR	13	7	1	42	7.5	0.58
10. FOSTER, Eric	RUT	SR	13	6	2	51	7.0	0.54

TACKLES FOR LOSS	Team	CI	G	Solo	Ast	Yds	Avg.	Total
1. SELVIE, George	USF	SO	13	31	2	139	32.0	2.46
2. DINGLE, Johnny	WVU	SR	13	16	6	83	19.0	1.46
3. JONES, Arthur	SYR	SO	11	17	1	43	17.5	1.59
4. BYRD, Terrill	CIN	JR	13	15	4	77	17.0	1.31
5. BROWN, Cody	CONN	JR	13	15	3	60	16.5	1.27
6. HOKE, Anthony	CIN	SR	13	15	3	104	16.5	1.27
7. FOSTER, Eric	RUT	SR	13	10	10	75	15.0	1.15
8. LANSANAH, Danny	CONN	SR	13	9	10	49	14.0	1.08
9. WESTERMAN, Jama	RUT	JR	13	10	8	97	14.0	1.08
10. CLERMOND, Joe	PITT	SR	12	11	4	89	13.0	1.08

FUMBLES FORCED	Team	CI	G	Num	Avg/G
1. MYLES, Lamar	LOU	JR	12	3	0.25
MURRAY, Shane	PITT	SO	12	3	0.25
3. NAKAMURA, Haruki	CIN	SR	13	3	0.23
SELVIE, George	USF	SO	13	3	0.23
WILLIAMS, Reed	WVU	JR	13	3	0.23
WILLIAMS, Julius	CONN	JR	13	3	0.23
IVY, Mortty	WVU	JR	13	3	0.23
8. DUHART, Tommie	PITT	SO	12	2	0.17
HEYMAN, Earl	LOU	JR	12	2	0.17
McKILLOP, Scott	PITT	JR	12	2	0.17

FUMBLES RCVD	Team	CI	G	Num	Avg/G
1. MYLES, Lamar	LOU	JR	12	3	0.25
HEYMAN, Earl	LOU	JR	12	3	0.25
3. ALLEN, Nate	USF	SO	13	3	0.23
MUNDY, Ryan	WVU	SR	13	3	0.23
BERRY, Scooter	WVU	FR	13	3	0.23
DYKES, Keilen	WVU	SR	13	3	0.23
7. MALJOVEC, Ben	SYR	JR	10	2	0.20
8. JONES, Brad	CIN	SO	11	2	0.18
9. McKILLOP, Scott	PITT	JR	12	2	0.17
GILLIAM, Ryan	USF	SR	12	2	0.17

INTERCEPTIONS	Team	CI	G	Int	Yds	TD	Long	Int/G
1. SMITH, DeAngelo	CIN	JR	13	8	82	1	54	0.62
2. VAUGHN, Robert	CONN	SO	12	7	112	0	40	0.58
3. WILLIAMS, Trae	USF	SR	13	6	164	3	73	0.46
4. MICKENS, Mike	CIN	JR	13	6	136	2	79	0.46
5. FIELDS, Joe	SYR	SR	12	4	62	0	35	0.33
6. MOFFITT, Ben	USF	SR	13	4	136	1	60	0.31
7. NAKAMURA, Haruki	CIN	SR	13	4	78	0	31	0.31
LANSANAH, Danny	CONN	SR	13	4	77	1	49	0.31
LUTRUS, Scott	CONN	FR	13	4	55	2	25	0.31
ALLEN, Nate	USF	SO	13	4	44	1	37	0.31

the BCS is...

The Bowl Championship Series (BCS) is a five-game arrangement for post-season college football that is designed to match the two top-rated teams in a national championship game and to create exciting and competitive matchups between eight other highly regarded teams in four other games.

The bowl games participating are the Tostitos Fiesta Bowl, FedEx Orange Bowl, Rose Bowl, Allstate Sugar Bowl and the BCS National Championship Game which will be played each year at one of the bowl sites.

The BCS is managed by the commissioners of the 11 NCAA Division I-A conferences, the director of athletics at the University of Notre Dame, and representatives of the bowl organizations. The conferences are Atlantic Coast, Big East, Big Ten, Big 12, Conference USA, Mid-American, Mountain West, Sun Belt, Pacific 10, Southeastern and Western Athletic.

The conference commissioners and the Notre Dame athletics director make decisions regarding all BCS issues, in consultation with an athletics directors advisory group and subject to the approval of a presidential oversight committee whose members represent all 117 Division I-A programs.

The five BCS games are part of the overall bowl structure. All bowl games provide meaningful season-ending opportunities to teams.

As one conference commissioner said, "the celebration that occurs among the student-athletes, coaching staff and fans at the end of each bowl game is an indication of the importance of all bowl games."

The BCS places great premium on the regular season of college football. Football weekends are an important ingredient in the overall college experience-going well beyond simply what occurs in the athletics department. A significant amount of the revenue that supports all athletic programs is generated by regular-season football. And so it is of great importance that the regular season remains strong and vibrant.

The top two teams were matched in bowl games infrequently before the BCS, when conferences were contractually obligated to certain games and there was no flexibility to attempt to match the top teams.

The BCS conferences have a contract with Fox Sports to televise the Fiesta, Orange and Sugar Bowls through 2010 and the National Championship Games through 2009. ABC has an agreement to continue to televise the 2010 National Championship Game and the Rose Bowl through 2014.

Schedule of Games, January 2009

January 1 - FedEx Orange Bowl

January 1 - Rose Bowl Presented by Citi

January 2 - Allstate Sugar Bowl

January 5 - Tostitos Fiesta Bowl

January 8 - FedEx BCS National Championship Game (Miami)

Automatic qualification

1. The top two teams in the final BCS Standings will play in the national championship game.
2. The champions of the Atlantic Coast, Big East, Big Ten, Big 12, Pac-10 and Southeastern Conferences automatically qualify for BCS games each year.
3. One team from among the champions of Conference USA, the Mid-American Conference, the Mountain West Conference, the Sun Belt Conference, or the Western Athletic Conference automatically qualify for a BCS game if either: A. Such team is ranked in the top 12 of the final BCS Standings, or, B. Such team is ranked in the top 16 of the final BCS Standings and its ranking in the final BCS Standings is higher than that of a champion of a conference that has an annual automatic berth in one of the BCS bowls.
4. Notre Dame will automatically qualify for a BCS bowl if it is in the top eight of the final BCS Standings.
5. If any of the 10 slots remain open after application of provisions 1 through 4, and an at-large team from a conference with an annual automatic berth for its champion is ranked No. 3 in the final BCS Standings, that team shall become an automatic qualifier.
6. If any of the 10 slots remain open after application of provisions 1 through 5, and if Step No. 5 has not been applied and an at-large team from a conference with an annual automatic berth for its champion is ranked No. 4 in the final BCS Standings, that team shall become an automatic qualifier.



7. If any slots remain unfilled after the placement of all teams qualifying for an automatic berth, then the bowls shall choose their participants from the "pool of eligible teams" (see below.)

Pool of Eligible Teams

If berths are available after the automatic qualifiers have been identified, then the bowls shall select at-large participants from the "pool of eligible teams," which shall include any Division I-A team that is bowl-eligible and meets the following requirements:

- A. Has won at least nine regular-season games, not including exempted games, and
- B. Is among the top 14 teams in the final BCS Standings

The BCS is Working

The BCS is succeeding. The nation's No. 1 and No. 2 teams met only eight times in bowl games in the 57 seasons between 1936 and 1992, when the "bowl coalition" (a predecessor of the BCS) was created. No. 1 and No. 2 have met eight times in the 15 years since 1992. In the nine-year history of the BCS, the AP's No. 1 and No. 2 have met six times.

The BCS is not ...

It is not a playoff system. It is nothing more than attempt to match the No. 1 and No. 2 teams within the bowl system and to create exciting matchups in four other bowl games.

It is also not an exclusive system that rewards only a few. The University of Utah in 2005, Boise State University in 2006 and the University of Hawaii in 2007 demonstrated that a team from a conference without an annual automatic berth can have access to a BCS bowl game. The selection process has been further adjusted to allow even more such access in the future.

Revenue

Before the BCS was created, conferences without automatic berths in the "major" bowl games received no revenue from those games. In the first nine years of the BCS system, more than \$70 million was distributed to conferences that do not have an annual automatic berth in the system.

Economic Impact

The total economic impact in the host cities from the five BCS games in January 2008, was estimated at more than \$1.2 billion.

A word about a playoff

The NCAA membership has not proposed the creation of a playoff.



2008-09 BOWL SCHEDULE

Bowl		Date	Time (EST)	Matchup	Location	TV
BCS Title		Jan. 8	9 p.m.	BCS No. 1 vs. BCS No. 2	Miami, Fla.	FOX
GMAC		Jan. 6	8 p.m.	C-USA vs. MAC or WAC	Mobile, Ala.	ESPN
Fiesta		Jan. 5	8 p.m.	BCS vs. BCS	Glendale, Ariz.	FOX
International		Jan. 3	Noon	Big East vs. MAC	Toronto, Ont.	ESPN2
Cotton		Jan. 2	2 p.m.	Big 12 No. 2 vs. SEC	Dallas, Texas	FOX
Liberty		Jan. 2	5 p.m.	C-USA No. 1 vs. SEC	Memphis, Tenn.	ESPN
Sugar		Jan. 2	8 p.m.	BCS vs. BCS	New Orleans, La.	FOX
Rose		Jan. 1	5 p.m.	BCS vs. BCS	Pasadena, Calif.	ABC
Orange		Jan. 1	8:30 p.m.	BCS vs. BCS	Miami, Fla.	FOX
Outback		Jan. 1	11 a.m.	Big Ten No. 3 vs. SEC	Tampa, Fla.	ESPN
Gator		Jan. 1	Noon	ACC No. 3 vs. Big East or Big 12	Jacksonville, Fla.	CBS
Capital One		Jan. 1	1 p.m.	Big Ten No. 2 vs. SEC No. 2	Orlando, Fla.	ABC
Armed Forces		Dec. 31	12:30 p.m.	MWC vs. C-USA	Fort Worth, Texas	ESPN
Sun		Dec. 31	2 p.m.	Pac-10 No. 3 vs. Big 12 or Big East	El Paso, Texas	CBS
Insight		Dec. 31	5:30 p.m.	Big Ten No. 6 vs. Big 12 No. 6	Tempe, Ariz.	NFL Net.
Chick-fil-A Peach		Dec. 31	7:30 p.m.	SEC vs. ACC No. 2	Atlanta, Ga.	ESPN
Music City		Dec. 31	3:30 p.m.	SEC vs. ACC No. 5/6/7	Nashville, Tenn.	ESPN
Humanitarian		Dec. 30	4:30 p.m.	WAC vs. ACC No. 8	Boise, Idaho	ESPN2
Holiday		Dec. 30	8 p.m.	Pac-10 No. 2 vs. Big 12	San Diego, Calif.	ESPN
Texas		Dec. 30	8 p.m.	Big 12 No. 8 vs. C-USA	Houston, Texas	NFL Net.
Alamo		Dec. 29	8 p.m.	Big Ten No. 4/5 vs. Big 12 No. 5	San Antonio, Texas	ESPN
Papajohns.com		Dec. 29	2 p.m.	Big East vs. SEC	Birmingham, Ala.	ESPN2
Independence		Dec. 28	8 p.m.	Big 12 vs. SEC	Shreveport, La.	ESPN
Meineke Car Care		Dec. 27	1 p.m.	ACC No. 5/6/7 vs. Big East No. 3	Charlotte, N.C.	ESPN
Champs Sports		Dec. 27	4:30 p.m.	ACC No. 4 vs. Big Ten No. 4/5	Orlando, Fla.	ESPN
Emerald		Dec. 27	8 p.m.	ACC No. 5/6/7 vs. Pac-10	San Francisco, Calif.	ESPN
Motor City		Dec. 26	7:30 p.m.	MAC vs. Big Ten No. 7	Detroit, Mich.	ESPN
Hawai'i		Dec. 24	8 p.m.	WAC vs. Pac-10	Honolulu, Hawai'i	ESPN
Poinsettia		Dec. 23	8 p.m.	MWC vs. Pac-10	San Diego, Calif.	ESPN
New Orleans		Dec. 21	8 p.m.	Sun Belt No. 1 vs. C-USA	New Orleans, La.	ESPN
Congressional		Dec. 20	3:30 p.m.	Navy* vs. ACC No. 9	Washington D.C.	ESPN
New Mexico		Dec. 20	4:30 p.m.	MWC vs. WAC	Albuquerque, N.M.	ESPN
Las Vegas		Dec. 20	8 p.m.	Pac-10 vs. MWC No. 1	Las Vegas, Nev.	ESPN
St. Petersburg		TBA	TBA	Big East vs. C-USA	St. Petersburg, Fla.	ESPN



2008 OPPONENTS

SEASON OUTLOOK

BIOGRAPHIES

COACHES & STAFF

ADMINISTRATION

SEASON REVIEW

BIG EAST

2008 OPPONENTS

RECORDS & HISTORY

MEDIA INFORMATION

144

eastern kentucky

Date: August 28, 2008
Nippert Stadium (Cincinnati, Ohio)

Location: Richmond, Ky.; **Founded:** 1906; **Enrollment:** 15,000; **President:** Dr. Doug Whitlock; **Athletics Director:** Mark Sandy; **Nickname:** Colonels; **Colors:** Maroon and White; **Conference:** Ohio Valley; **Stadium:** Roy Kidd Stadium (20,000); **Playing Surface:** Natural Grass

Head Coach: Dean Hood (Ohio Wesleyan, 1986); **Record at EKU:** First season
Career Record: same; **Assistant Coaches, Position:** Shawn Clark, Offensive Line; Tony Hatmaker, Defensive Backs; Ben Hodges, Wide Receivers; Carson Jeffers, Tight Ends/Special Teams; Jake Johnson, Defensive Line; Donn Landholm, Linebackers/Recruiting; John Revere, Running Backs; Mike Springston, Offensive Coord./QB

Series Record: UC leads 1-0; **At Cincinnati:** UC leads 1-0; **At EKU:** —; **At Neutral Sites:** —; **Most UC points:** 31 (UC 31-0, 2006); **Most EKU points:** —; **Combined points:** 31 (UC 31-0, 2006); **Biggest UC win:** 31 (UC 31-0, 2006); **Biggest EKU win:** —; **Current streak:** Cincinnati—1

at oklahoma

Date: September 6, 2008
Oklahoma Memorial Stadium (Norman, Oklahoma)

TV: ABC

Location: Norman, Okla.; **Founded:** 1890; **Enrollment:** 29,721; **President:** David L. Boren; **Athletics Director:** Joe Castiglione; **Nickname:** Sooners; **Colors:** Crimson and Cream; **Conference:** Big 12; **Stadium:** Oklahoma Memorial Stadium; **Playing Surface:** Natural Grass

Head Coach: Bob Stoops (Iowa, 1983); **Record at Oklahoma:** 97-22 (9 years) **Career Record:** same; **Assistant Coaches, Position:** Brent Venables, Assoc. Head Coach/Def. Coord./Linebackers; Bobby Jack Wright, Asst. Head Coach/Asst. Def. Coord./Def. Backs; Kevin Wilson, Off. Coord.; Cale Gundy, Recruiting Coord./Running Backs; Jay Norvell, Asst. Off. Coord./Passing Game Coord./Wide Receivers; James Patton, Off. Line; Josh Heupel, Quarterbacks; Jackie Shipp, Def. Line; Chris Wilson, Def. Ends

Series Record: First Meeting; **At Cincinnati:** —; **At Oklahoma:** —; **At Neutral Sites:** —

miami (oh)

Date: September 20, 2008
Nippert Stadium (Cincinnati, Ohio)

Location: Oxford, Ohio; **Founded:** 1809; **Enrollment:** 16,000; **President:** David Hodge; **Athletics Director:** Brad Bates; **Nickname:** RedHawks; **Colors:** Red and White; **Conference:** Mid-American (East Division); **Stadium:** Yager Stadium (24,286); **Playing Surface:** FieldTurf

Head Coach: Shane Montgomery (N.C. State, 1990); **Record at Miami (OH):** 15-21 (three years); **Career Record:** same; **Assistant Coaches, Position:** Jay Hood, Associate Head Coach/Def. Coord.; Brian Von Bergen, Passing Game Coord./Wide Receivers; Matt Hohman, Running Game Coord./Off. Line; Craig Aukerman, Linebackers/Co-Special Teams Coord.; Mike Bath, Tight Ends; Tim Cooper, Def. Backs; Jay Graham, Running Backs; Jimmy Lindsey, Def. Ends/Co-Special Teams Coord.; Rusty Wright, Def. Line

Series Record: Miami leads 59-46-7; **At Cincinnati:** Miami leads 43-37-5; **At Miami:** Miami leads 14-7-2; **At Neutral Sites:** Tied, 2-2; **Most UC points:** 52 (UC 52-42, 1999); **Most Miami points:** 44 (MU 44-16, 2005); **Combined points:** 94 (52-42, 1999); **Biggest UC win:** 46 (46-0, 1904); **Biggest Miami win:** 40 (40-0, 1917); **Current streak:** Cincinnati—2

TEAM INFORMATION

2007 Results (9-3)

Sept. 1 at Kentucky L, 50-10
 Sept. 8 Western Carolina W, 45-21
 Sept. 15 at Western Kentucky L, 26-6
 Sept. 22 at Jacksonville State * W, 31-20
 Sept. 29 Samford * W, 43-20
 Oct. 6 at Eastern Illinois * W, 28-21
 Oct. 13 Southeast Missouri * W, 44-17
 Oct. 20 Tennessee State * W, 49-7
 Oct. 27 at Murray State * W, 46-25
 Nov. 10 at Austin Peay * W, 28-14
 Nov. 17 Tennessee Tech * W, 38-24
 Nov. 24 at Richmond L, 31-14

* - Ohio Valley Conference game.

SID

Director: Michael Clark; **Office:** (859) 622-6170; **Mobile:** (859) 358-8360; **Email:** michael.clark@eku.edu; **Fax:** (859) 622-2226; **Press Box:** (859) 622-5108; **Website:** www.EKUSports.com

TEAM INFORMATION

2007 Results (11-3)

Sept. 1 North Texas W, 79-10
 Sept. 8 Miami (Fla.) W, 51-13
 Sept. 15 Utah State W, 55-3
 Sept. 21 at Tulsa W, 62-21
 Sept. 29 at Colorado * L, 27-24
 Oct. 6 Texas * W, 28-21
 Oct. 13 Missouri * W, 41-31
 Oct. 20 at Iowa State * W, 17-7
 Nov. 3 Texas A&M * W, 42-14
 Nov. 10 Baylor * W, 52-21
 Nov. 17 at Texas Tech * L, 34-27
 Nov. 24 Oklahoma State * W, 49-17
 Dec. 1 Missouri W, 38-17
 Jan. 1 West Virginia L, 48-28

* - Big 12 Conference game.

SID

Director: Kenny Mossman; **Office:** (405) 325-8231; **Mobile:** (405) 249-5891; **Email:** kmossman@ou.edu; **Fax:** (405) 325-7623; **Press Box:** (405) 325-3116; **Website:** www.SoonerSports.com

TEAM INFORMATION

2007 Results (6-7)

Aug. 30 at Ball State * W, 14-13
 Sept. 8 at Minnesota LOT, 41-35
 Sept. 15 Cincinnati L, 47-10
 Sept. 22 at Colorado L, 42-0
 Sept. 29 Syracuse W, 17-14
 Oct. 6 at Kent State * W, 20-13
 Oct. 13 Bowling Green * W, 47-14
 Oct. 20 at Temple * L, 24-17
 Oct. 27 at Vanderbilt L, 24-13
 Nov. 3 Buffalo * W, 31-28
 Nov. 14 Akron * W, 7-0
 Nov. 24 at Ohio * L, 29-38
 Dec. 1 vs Central Michigan L, 35-10

* - Mid-American Conference game.

SID

Director: Mike Pearson; **Office:** (513) 529-4329; **Mobile:** (513) 330-2068; **Email:** pearsonmg@muhohio.edu; **Fax:** (513) 529-6729; **Press Box:** (513) 529-7261; **Website:** www.MURedHawks.com

2007 Overall Record: 9-3

2007 OVC Record: 8-0 (1st)

Lettermen Returning (O/D/S): 21/20/4

Starters Returning (O/D/S): 5/4/2

Base Offense: Spread

Base Defense: 4-3

Top Returnees (2007 Statistics):

Alan Holland, Sr., QB
 (178-of-296, 1,990 yds, 14 TDs, 4 INTs)
 Evan Cromer, So., WR
 (25 rec., 233 yards, 1 TD)
 Stephen Sizemore, Sr., TE
 (20 rec., 151 yards)
 Chris Coy, Sr., DE
 (51 tackles, 18.5 TFL, 8 sacks)

2007 Overall Record: 11-3

2007 Big 12 Record: 6-2 (1st, South Div.)

Lettermen Returning (O/D/S): 22/18/2

Starters Returning (O/D/S): 8/5/1

Base Offense: Multiple

Base Defense: Multiple

Top Returnees (2007 Statistics):

DeMarco Murray, So., RB
 (127 att., 764 yds, 13 TD)
 Sam Bradford, So., QB
 (237-of-341, 3,121 yds, 36 TD, 8 Int.)
 Juaquin Iglesias, Sr., WR
 (68 rec., 907 yds, 5 TD)
 Nic Harris, Sr., DB
 (74 tkl., 9.5 TFL, 2 Int., 3.5 sacks)

2007 Overall Record: 6-7

2007 MAC Record: 5-2 (t-1st East)

Lettermen Returning (O/D/S): 16/25/5

Starters Returning (O/D/S): 8/9/7

Base Offense: Multiple

Base Defense: 4-3

Top Returnees (2007 Statistics):

Daniel Raudabaugh, Sr., QB
 (209-of-382, 2,431 yds, 12 TDs, 12 INT)
 Dustin Woods, Jr., WR
 (40 rec., 603 yds, 1 TD)
 Joey Hudson, Sr., LB
 (99 Tackles, 8 TFL, 2 INT)
 Clayton Mullins, Sr., LB
 (143 Tackles, 13.5 TFL, 4 sacks)

GENERAL	GAME	at akron		TEAM INFORMATION	SID	2007 Results (4-8)		2007 Overall Record: 4-8	
		Date: September 27, 2008				2007 MAC Record: 3-5 (6th-East)			
		Rubber Bowl (Akron, Ohio)				Lettermen Returning (O/D/S): 21/21/3			
		Location: Akron, Ohio; Founded: 1870; Enrollment: 27,704; President: Dr. Luis M. Proenza; Athletics Director: Mack Rhoades; Nickname: Zips; Colors: Blue and Gold; Conference: Mid-American (East Division); Stadium: Rubber Bowl (31,000); Playing Surface: Astroplay				Starters Returning (O/D/S): 8/5/4			
COACHES	COACHES	Head Coach: J.D. Brookhart (Colorado State, 1988); Record at Akron: 22-26 (four years) Career Record: same; Assistant Coaches, Position: Bill Bleil, Assistant Head Coach/Tackles/Tight Ends; Jim Fleming, Defensive Coord./Safeties; Joe Moorhead, Offensive Coord./Quarterbacks; Brian Callahan, Offensive Line; Dana Chambers, Defensive Line; Mike Dawson, Linebackers; Reno Ferri, Recruiting Coord./Running Backs; Emmanuel McDaniel, Cornerbacks; Mauro Monz, Wide Receivers		Nov. 2 at Bowling Green * L, 44-20		Base Offense: Multiple		Base Defense: 3-3-5	
		Nov. 7 Ohio * W, 48-37		Top Returnees (2007 Statistics):					
		Nov. 14 at Miami (OH) * L, 7-0		Chris Jacquemain, Jr., QB (154-of-275, 1,623 yds, 11 TDs, 10 INTs)					
		Nov. 23 Central Michigan * L, 35-32		Bryan Williams, Sr., RB (152 car., 728 yds, 2 TDs, 22 rec., 204 yds, 1 TD)					
SERIES	SERIES	Series Record: Series tied 2-2; At Cincinnati: UC leads 2-1; At Akron: UA leads 1-0; At Neutral Sites: —; Most UC points: 28 (UC 28-27, 1984); Most Akron points: 31 (UA 31-0, 1989); Combined points: 55 (28-27, 1984); Biggest UC win: 6 (20-14, 2006); Biggest Akron win: 31 (31-0, 1989); Current streak: Cincinnati—1		* - Mid-American Conference game.		Andre Jones, Sr., LB (79 Tackles, 2 TFL, 3 INTs)			
		at marshall		Director: Mike Cawood; Office: (330) 972-6292; Mobile: (828) 798-1278; Email: cawood@uakron.edu; Fax: (330) 374-8844; Press Box: (330) 571-4145; Website: www.GoZips.com					
		Date: October 3, 2008		2007 Results (3-9)					
		Joan C. Edwards Stadium (Huntington, W.Va.)		2007 Overall Record: 3-9					
GENERAL	GENERAL	Location: Huntington, W.Va.; Founded: 1873; Enrollment: 13,814; President: Dr. Stephen J. Kopp; Athletics Director: Bob Marcum; Nickname: Thundering Herd; Colors: Green and White; Conference: Conference USA (East Division); Stadium: Joan C. Edwards Stadium (38,019); Playing Surface: FieldTurf		Sept. 1 at Miami (Fla.) L, 31-3		2007 C-USA Record: 3-5 (5th-East)			
		Head Coach: Mark Snyder (Marshall, 1988); Record at Marshall: 12-23 (three years) Career Record: same; Assistant Coaches, Position: Rick Minter, Defensive Coord./Linebackers; Mike Cummings, Recruiting/Offensive Line; Todd Goebbel, Special Teams/Receivers; John Shannon, Offensive Coord.; Phil Ratliff, Tight Ends; Shannon Morrison, Safeties; Paul Nichols, Cornerbacks; Jared Smith, Running Backs; Jerry Azzinaro, Defensive Line		Sept. 8 West Virginia L, 48-23		Lettermen Returning (O/D/S): 21/17/0			
		Series Record: UC leads 7-3-1; At Cincinnati: UC leads 5-1-1; At Marshall: Tied, 1-1; At Neutral Sites: Tied, 1-1; Most UC points: 40 (UC 40-14, 2007); Most Marshall points: 28 (MU 28-0, 1937); Combined points: 54 (UC 40-14, 2007); Biggest UC win: 26 (39-13, 1935; 40-14, 2007); Biggest Marshall win: 28 (28-0, 1937); Current streak: Cincinnati—2		Sept. 15 New Hampshire L, 48-35		Starters Returning (O/D/S): 9/12/0			
		at rutgers		Sept. 22 at Cincinnati L, 40-14		Base Offense: Multiple			
COACHES	COACHES	Head Coach: Greg Schiano (Bucknell, 1988); Record at Rutgers: 38-46 (seven years) Career Record: same; Assistant Coaches, Position: Chris Hewitt, Cornerbacks/Nickels; Kyle Flood, Offensive Line/Asst. Head Coach; Bob Frasier, Linebackers; Gary Emanuel, Defensive Line; Kirk Ciarrocca, Wide Receivers; John McNulty, Off. Coord./Quarterbacks; Darren Rizzi, Asst. HC/Linebackers/Special Teams; Joe Susan, Tight Ends/Recruiting; Gary Brown, Running Backs; Mike O'Connor, Assistant Linebackers; Ed Pinkham, Secondary; Chris Rippon, Special Teams Coordinator		Oct. 2 at Memphis * L, 24-21		Base Defense: 3-4			
		Nov. 3 at UCF * L, 47-13		Top Returnees (2007 Statistics):					
		Nov. 10 East Carolina * W, 26-7		Darius Marshall, So., RB (123 car., 631 yards, 3 TDs)					
		Nov. 17 at Houston * L, 35-28		Brian Anderson, So., QB (12-of-38, 94 yards, 0 TD, 3 INTs)					
SERIES	SERIES	Series Record: Rutgers leads 7-5-1; At Cincinnati: Cincinnati leads 4-1-1; At Rutgers: Rutgers leads 6-1; At Neutral Sites: —; Most UC points: 33 (UC 30-11, 2006); Most Rutgers points: 48 (RU 48-28, 1986); Combined points: 76 (RU 48-28, 1986); Biggest UC win: 19 (30-11, 2006); Biggest Rutgers win: 35 (44-9, 2005); Current streak: Cincinnati—2		Nov. 24 UAB * W, 46-39		Cody Slate, Jr. TE (66 rec., 818 yards, 5 TDs)			
		at rutgers		* - Conference USA game.		C.J. Spillman, Sr., DB (131 tackles, 6 PD, 1 FR, 3 FF)			
		Date: October 11, 2008		2007 Results (8-5)					
		Nippert Stadium (Cincinnati, Ohio)		2007 Overall Record: 8-5					
GENERAL	GENERAL	Location: New Brunswick, N.J.; Founded: 1766; Enrollment: 35,585; President: Dr. Richard L. McCormick; Athletics Director: Robert E. Mulcahy, III; Nickname: Scarlet Knights; Color: Scarlet; Conference: BIG EAST; Stadium: Rutgers Stadium (43,500); Playing Surface: FieldTurf		Aug. 30 Buffalo W, 38-3		2007 BIG EAST Record: 3-4 (t-5th)			
		Head Coach: Greg Schiano (Bucknell, 1988); Record at Rutgers: 38-46 (seven years) Career Record: same; Assistant Coaches, Position: Chris Hewitt, Cornerbacks/Nickels; Kyle Flood, Offensive Line/Asst. Head Coach; Bob Frasier, Linebackers; Gary Emanuel, Defensive Line; Kirk Ciarrocca, Wide Receivers; John McNulty, Off. Coord./Quarterbacks; Darren Rizzi, Asst. HC/Linebackers/Special Teams; Joe Susan, Tight Ends/Recruiting; Gary Brown, Running Backs; Mike O'Connor, Assistant Linebackers; Ed Pinkham, Secondary; Chris Rippon, Special Teams Coordinator		Sept. 7 Navy W, 41-24		Lettermen Returning (O/D/S): 20/28/2			
		Series Record: Rutgers leads 7-5-1; At Cincinnati: Cincinnati leads 4-1-1; At Rutgers: Rutgers leads 6-1; At Neutral Sites: —; Most UC points: 33 (UC 30-11, 2006); Most Rutgers points: 48 (RU 48-28, 1986); Combined points: 76 (RU 48-28, 1986); Biggest UC win: 19 (30-11, 2006); Biggest Rutgers win: 35 (44-9, 2005); Current streak: Cincinnati—2		Sept. 15 Norfolk State W, 59-0		Starters Returning (O/D/S): 7/8/0			
		at akron		Sept. 29 Maryland L, 34-24		Base Offense: Pro Style			
COACHES	COACHES	Head Coach: Greg Schiano (Bucknell, 1988); Record at Rutgers: 38-46 (seven years) Career Record: same; Assistant Coaches, Position: Chris Hewitt, Cornerbacks/Nickels; Kyle Flood, Offensive Line/Asst. Head Coach; Bob Frasier, Linebackers; Gary Emanuel, Defensive Line; Kirk Ciarrocca, Wide Receivers; John McNulty, Off. Coord./Quarterbacks; Darren Rizzi, Asst. HC/Linebackers/Special Teams; Joe Susan, Tight Ends/Recruiting; Gary Brown, Running Backs; Mike O'Connor, Assistant Linebackers; Ed Pinkham, Secondary; Chris Rippon, Special Teams Coordinator		Oct. 6 Cincinnati * L, 28-23		Base Defense: 4-3			
		Nov. 3 at Connecticut * L, 38-19		Top Returnees (2007 Statistics):					
		Nov. 9 at Army W, 41-6		Mike Teel, Sr., QB (203-of-349, 3,147 yds, 20 TDs, 13 INTs)					
		Nov. 17 Pittsburgh * W, 20-16		Jabu Lovelace, Jr., QB (82 car., 332 yds, 4 TDs)					
SERIES	SERIES	Series Record: Rutgers leads 7-5-1; At Cincinnati: Cincinnati leads 4-1-1; At Rutgers: Rutgers leads 6-1; At Neutral Sites: —; Most UC points: 33 (UC 30-11, 2006); Most Rutgers points: 48 (RU 48-28, 1986); Combined points: 76 (RU 48-28, 1986); Biggest UC win: 19 (30-11, 2006); Biggest Rutgers win: 35 (44-9, 2005); Current streak: Cincinnati—2		Oct. 13 at Syracuse * W, 38-14		Tiquan Underwood, Sr., WR (65 rec., 1,100 yds, 7 TDs)			
		at akron		Oct. 18 USF * W, 30-27		Kevin Malast, Sr., LB (92 tackles, 7.5 TFL, 2.5 sacks)			
		Date: September 27, 2008		Oct. 27 West Virginia * L, 31-3					
		Rubber Bowl (Akron, Ohio)		Nov. 3 at Connecticut * L, 38-19					
GENERAL	GENERAL	Location: Akron, Ohio; Founded: 1870; Enrollment: 27,704; President: Dr. Luis M. Proenza; Athletics Director: Mack Rhoades; Nickname: Zips; Colors: Blue and Gold; Conference: Mid-American (East Division); Stadium: Rubber Bowl (31,000); Playing Surface: Astroplay		Nov. 9 at Army W, 41-6					
		Head Coach: J.D. Brookhart (Colorado State, 1988); Record at Akron: 22-26 (four years) Career Record: same; Assistant Coaches, Position: Bill Bleil, Assistant Head Coach/Tackles/Tight Ends; Jim Fleming, Defensive Coord./Safeties; Joe Moorhead, Offensive Coord./Quarterbacks; Brian Callahan, Offensive Line; Dana Chambers, Defensive Line; Mike Dawson, Linebackers; Reno Ferri, Recruiting Coord./Running Backs; Emmanuel McDaniel, Cornerbacks; Mauro Monz, Wide Receivers		Nov. 17 Pittsburgh * W, 20-16					
		Series Record: Series tied 2-2; At Cincinnati: UC leads 2-1; At Akron: UA leads 1-0; At Neutral Sites: —; Most UC points: 28 (UC 28-27, 1984); Most Akron points: 31 (UA 31-0, 1989); Combined points: 55 (28-27, 1984); Biggest UC win: 6 (20-14, 2006); Biggest Akron win: 31 (31-0, 1989); Current streak: Cincinnati—1		Nov. 29 at Louisville * L, 41-38					
		at marshall		Jan. 5 vs. Ball State W, 52-30					
COACHES	COACHES	Head Coach: Mark Snyder (Marshall, 1988); Record at Marshall: 12-23 (three years) Career Record: same; Assistant Coaches, Position: Rick Minter, Defensive Coord./Linebackers; Mike Cummings, Recruiting/Offensive Line; Todd Goebbel, Special Teams/Receivers; John Shannon, Offensive Coord.; Phil Ratliff, Tight Ends; Shannon Morrison, Safeties; Paul Nichols, Cornerbacks; Jared Smith, Running Backs; Jerry Azzinaro, Defensive Line		* - BIG EAST Conference game.					
		Series Record: UC leads 7-3-1; At Cincinnati: UC leads 5-1-1; At Marshall: Tied, 1-1; At Neutral Sites: Tied, 1-1; Most UC points: 40 (UC 40-14, 2007); Most Marshall points: 28 (MU 28-0, 1937); Combined points: 54 (UC 40-14, 2007); Biggest UC win: 26 (39-13, 1935; 40-14, 2007); Biggest Marshall win: 28 (28-0, 1937); Current streak: Cincinnati—2		Director: Jason Baum; Office: (732) 445-7885; Mobile: (201) 966-6338; Email: jbaum@scarletknights.com; Fax: (732) 445-3063; Press Box: (732) 445-7028; Website: www.ScarletKnights.com					
		at rutgers		2007 Results (8-5)					
		Date: October 11, 2008		2007 Overall Record: 8-5					
GENERAL	GENERAL	Location: New Brunswick, N.J.; Founded: 1766; Enrollment: 35,585; President: Dr. Richard L. McCormick; Athletics Director: Robert E. Mulcahy, III; Nickname: Scarlet Knights; Color: Scarlet; Conference: BIG EAST; Stadium: Rutgers Stadium (43,500); Playing Surface: FieldTurf		Aug. 30 Buffalo W, 38-3		2007 BIG EAST Record: 3-4 (t-5th)			
		Head Coach: Greg Schiano (Bucknell, 1988); Record at Rutgers: 38-46 (seven years) Career Record: same; Assistant Coaches, Position: Chris Hewitt, Cornerbacks/Nickels; Kyle Flood, Offensive Line/Asst. Head Coach; Bob Frasier, Linebackers; Gary Emanuel, Defensive Line; Kirk Ciarrocca, Wide Receivers; John McNulty, Off. Coord./Quarterbacks; Darren Rizzi, Asst. HC/Linebackers/Special Teams; Joe Susan, Tight Ends/Recruiting; Gary Brown, Running Backs; Mike O'Connor, Assistant Linebackers; Ed Pinkham, Secondary; Chris Rippon, Special Teams Coordinator		Sept. 7 Navy W, 41-24		Lettermen Returning (O/D/S): 20/28/2			
		Series Record: Rutgers leads 7-5-1; At Cincinnati: Cincinnati leads 4-1-1; At Rutgers: Rutgers leads 6-1; At Neutral Sites: —; Most UC points: 33 (UC 30-11, 2006); Most Rutgers points: 48 (RU 48-28, 1986); Combined points: 76 (RU 48-28, 1986); Biggest UC win: 19 (30-11, 2006); Biggest Rutgers win: 35 (44-9, 2005); Current streak: Cincinnati—2		Sept. 15 Norfolk State W, 59-0		Starters Returning (O/D/S): 7/8/0			
		at akron		Sept. 29 Maryland L, 34-24		Base Offense: Pro Style			
COACHES	COACHES	Head Coach: Greg Schiano (Bucknell, 1988); Record at Rutgers: 38-46 (seven years) Career Record: same; Assistant Coaches, Position: Chris Hewitt, Cornerbacks/Nickels; Kyle Flood, Offensive Line/Asst. Head Coach; Bob Frasier, Linebackers; Gary Emanuel, Defensive Line; Kirk Ciarrocca, Wide Receivers; John McNulty, Off. Coord./Quarterbacks; Darren Rizzi, Asst. HC/Linebackers/Special Teams; Joe Susan, Tight Ends/Recruiting; Gary Brown, Running Backs; Mike O'Connor, Assistant Linebackers; Ed Pinkham, Secondary; Chris Rippon, Special Teams Coordinator		Oct. 6 Cincinnati * L, 28-23		Base Defense: 4-3			
		Nov. 3 at Connecticut * L, 38-19		Top Returnees (2007 Statistics):					
		Nov. 9 at Army W, 41-6		Mike Teel, Sr., QB (203-of-349, 3,147 yds, 20 TDs, 13 INTs)					
		Nov. 17 Pittsburgh * W, 20-16		Jabu Lovelace, Jr., QB (82 car., 332 yds, 4 TDs)					
SERIES	SERIES	Series Record: Rutgers leads 7-5-1; At Cincinnati: Cincinnati leads 4-1-1; At Rutgers: Rutgers leads 6-1; At Neutral Sites: —; Most UC points: 33 (UC 30-11, 2006); Most Rutgers points: 48 (RU 48-28, 1986); Combined points: 76 (RU 48-28, 1986); Biggest UC win: 19 (30-11, 2006); Biggest Rutgers win: 35 (44-9, 2005); Current streak: Cincinnati—2		Oct. 13 at Syracuse * W, 38-14		Tiquan Underwood, Sr., WR (65 rec., 1,100 yds, 7 TDs)			
		at akron		Oct. 18 USF * W, 30-27		Kevin Malast, Sr., LB (92 tackles, 7.5 TFL, 2.5 sacks)			
		Date: September 27, 2008		Oct. 27 West Virginia * L, 31-3					
		Rubber Bowl (Akron, Ohio)		Nov. 3 at Connecticut * L, 38-19					
GENERAL	GENERAL	Location: Akron, Ohio; Founded: 1870; Enrollment: 27,704; President: Dr. Luis M. Proenza; Athletics Director: Mack Rhoades; Nickname: Zips; Colors: Blue and Gold; Conference: Mid-American (East Division); Stadium: Rubber Bowl (31,000); Playing Surface: Astroplay		Nov. 9 at Army W, 41-6					
		Head Coach: J.D. Brookhart (Colorado State, 1988); Record at Akron: 22-26 (four years) Career Record: same; Assistant Coaches, Position: Bill Bleil, Assistant Head Coach/Tackles/Tight Ends; Jim Fleming, Defensive Coord./Safeties; Joe Moorhead, Offensive Coord./Quarterbacks; Brian Callahan, Offensive Line; Dana Chambers, Defensive Line; Mike Dawson, Linebackers; Reno Ferri, Recruiting Coord./Running Backs; Emmanuel McDaniel, Cornerbacks; Mauro Monz, Wide Receivers		Nov. 17 Pittsburgh * W, 20-16					
		Series Record: Series tied 2-2; At Cincinnati: UC leads 2-1; At Akron: UA leads 1-0; At Neutral Sites: —; Most UC points: 28 (UC 28-27, 1984); Most Akron points: 31 (UA 31-0, 1989); Combined points: 55 (28-27, 1984); Biggest UC win: 6 (20-14, 2006); Biggest Akron win: 31 (31-0, 1989); Current streak: Cincinnati—1		Nov. 29 at Louisville * L, 41-38					
		at marshall		Jan. 5 vs. Ball State W, 52-30					
COACHES	COACHES	Head Coach: Mark Snyder (Marshall, 1988); Record at Marshall: 12-23 (three years) Career Record: same; Assistant Coaches, Position: Rick Minter, Defensive Coord./Linebackers; Mike Cummings, Recruiting/Offensive Line; Todd Goebbel, Special Teams/Receivers; John Shannon, Offensive Coord.; Phil Ratliff, Tight Ends; Shannon Morrison, Safeties; Paul Nichols, Cornerbacks; Jared Smith, Running Backs; Jerry Azzinaro, Defensive Line		* - BIG EAST Conference game.					
		Series Record: UC leads 7-3-1; At Cincinnati: UC leads 5-1-1; At Marshall: Tied, 1-1; At Neutral Sites: Tied, 1-1; Most UC points: 40 (UC 40-14, 2007); Most Marshall points: 28 (MU 28-0, 1937); Combined points: 54 (UC 40-14, 2007); Biggest UC win: 26 (39-13, 1935; 40-14, 2007); Biggest Marshall win: 28 (28-0, 1937); Current streak: Cincinnati—2		Director: Jason Baum; Office: (732) 445-7885; Mobile: (201) 966-6338; Email: jbaum@scarletknights.com; Fax: (732) 445-3063; Press Box: (732) 445-7028; Website: www.ScarletKnights.com					
		at rutgers		2007 Results (8-5)					
		Date: October 11, 2008		2007 Overall Record: 8-5					
GENERAL	GENERAL	Location: New Brunswick, N.J.; Founded: 1766; Enrollment: 35,585; President: Dr. Richard L. McCormick; Athletics Director: Robert E. Mulcahy, III; Nickname: Scarlet Knights; Color: Scarlet; Conference: BIG EAST; Stadium: Rutgers Stadium (43,500); Playing Surface: FieldTurf		Aug. 30 Buffalo W, 38-3		2007 BIG EAST Record: 3-4 (t-5th)			
		Head Coach: Greg Schiano (Bucknell, 1988); Record at Rutgers: 38-46 (seven years) Career Record: same; Assistant Coaches, Position: Chris Hewitt, Cornerbacks/Nickels; Kyle Flood, Offensive Line/Asst. Head Coach; Bob Frasier, Linebackers; Gary Emanuel, Defensive Line; Kirk Ciarrocca, Wide Receivers; John McNulty, Off. Coord./Quarterbacks; Darren Rizzi, Asst. HC/Linebackers/Special Teams; Joe Susan, Tight Ends/Recruiting; Gary Brown, Running Backs; Mike O'Connor, Assistant Linebackers; Ed Pinkham, Secondary; Chris Rippon, Special Teams Coordinator		Sept. 7 Navy W, 41-24		Lettermen Returning (O/D/S): 20/28/2			
		Series Record: Rutgers leads 7-5-1; At Cincinnati: Cincinnati leads 4-1-1; At Rutgers: Rutgers leads 6-1; At Neutral Sites: —; Most UC points: 33 (UC 30-11, 2006); Most Rutgers points: 48 (RU 48-28, 1986); Combined points: 76 (RU 48-28, 1986); Biggest UC win: 19 (30-11, 2006); Biggest Rutgers win: 35 (44-9, 2005); Current streak: Cincinnati—2		Sept. 15 Norfolk State W, 59-0		Starters Returning (O/D/S): 7/8/0			
		at akron		Sept. 29 Maryland L, 34-24		Base Offense: Pro Style			
COACHES	COACHES	Head Coach: Greg Schiano (Bucknell, 1988); Record at Rutgers: 38-46 (seven years) Career Record: same; Assistant Coaches, Position: Chris Hewitt, Cornerbacks/Nickels; Kyle Flood, Offensive Line/Asst. Head Coach; Bob Frasier, Linebackers; Gary Emanuel, Defensive Line; Kirk Ciarrocca, Wide Receivers; John McNulty, Off. Coord./Quarterbacks; Darren Rizzi, Asst. HC/Linebackers/Special Teams; Joe Susan, Tight Ends/Recruiting; Gary Brown, Running Backs; Mike O'Connor, Assistant Linebackers; Ed Pinkham, Secondary; Chris Rippon, Special Teams Coordinator		Oct. 6 Cincinnati * L, 28-23		Base Defense: 4-3			
		Nov. 3 at Connecticut * L, 38-19		Top Returnees (2007 Statistics):					
		Nov. 9 at Army W, 41-6		Mike Teel, Sr., QB (203-of-349, 3,147 yds, 20 TDs, 13 INTs)					
		Nov. 17 Pittsburgh * W, 20-16		Jabu Lovelace, Jr., QB (82 car., 332 yds, 4 TDs)					
SERIES	SERIES	Series Record: Rutgers leads 7-5-1; At Cincinnati: Cincinnati leads 4-1-1; At Rutgers: Rutgers leads 6-1; At Neutral Sites: —; Most UC points: 33 (UC 30-11, 2006); Most Rutgers points: 48 (RU 48-28, 1986); Combined points: 76 (RU 48-28, 1986); Biggest UC win: 19 (30-11, 2006); Biggest Rutgers win: 35 (44-9, 2005); Current streak: Cincinnati—2		Oct. 13 at Syracuse * W, 38-14		Tiquan Underwood, Sr., WR (65 rec., 1,100 yds, 7 TDs)			
		at akron		Oct. 18 USF * W, 30-27		Kevin Malast, Sr., LB (92 tackles, 7.5 TFL, 2.5 sacks)			
		Date: September 27, 2008		Oct. 27 West Virginia * L, 31-3					
		Rubber Bowl (Akron, Ohio)		Nov. 3 at Connecticut * L, 38-19					
GENERAL	GENERAL	Location: Akron, Ohio; Founded: 1870; Enrollment: 27,704; President: Dr. Luis M. Proenza; Athletics Director: Mack Rhoades; Nickname: Zips; Colors: Blue and Gold; Conference: Mid-American (East Division); Stadium: Rubber Bowl (31,000); Playing Surface: Astroplay		Nov. 9 at Army W, 41-6					
		Head Coach: J.D. Brookhart (Colorado State, 1988); Record at Akron: 22-26 (four years) Career Record: same; Assistant Coaches, Position: Bill Bleil, Assistant Head Coach/Tackles/Tight Ends; Jim Fleming, Defensive Coord./Safeties; Joe Moorhead, Offensive Coord./Quarterbacks; Brian Callahan, Offensive Line; Dana Chambers, Defensive Line; Mike Dawson, Linebackers; Reno Ferri, Recruiting Coord./Running Backs; Emmanuel McDaniel, Cornerbacks; Mauro Monz, Wide Receivers		Nov. 17 Pittsburgh * W, 20-16					
		Series Record: Series tied 2-2; At Cincinnati: UC leads 2-1; At Akron: UA leads 1-0; At Neutral Sites: —; Most UC points: 28 (UC 28-27, 1984); Most Akron points: 31 (UA 31-0, 1989); Combined points: 55 (28-27, 1984); Biggest UC win: 6 (20-14, 2006); Biggest Akron win: 31 (31-0, 1989); Current streak: Cincinnati—1		Nov. 29 at Louisville * L, 41-38					
		at marshall		Jan. 5 vs. Ball State W, 52-30					
COACHES	COACHES	Head Coach: Mark Snyder (Marshall, 1988); Record at Marshall: 12-23 (three years) Career Record: same; Assistant Coaches, Position: Rick Minter, Defensive Coord./Linebackers; Mike Cummings, Recruiting/Offensive Line; Todd Goebbel, Special Teams/Receivers; John Shannon, Offensive Coord.; Phil Ratliff, Tight Ends; Shannon Morrison, Safeties; Paul Nichols, Cornerbacks; Jared Smith, Running Backs; Jerry Azzinaro, Defensive Line		* - BIG EAST Conference game.					
		Series Record: UC leads 7-3-1; At Cincinnati: UC leads 5-1-1; At Marshall: Tied, 1-1; At Neutral Sites: Tied, 1-1; Most UC points: 40 (UC 40-14, 2007); Most Marshall points: 28 (MU 28-0, 1937); Combined points: 54 (UC 40-14, 2007); Biggest UC win: 26 (39-13, 1935; 40-14, 2007); Biggest Marshall win: 28 (28-0, 1937); Current streak: Cincinnati—2		Director: Jason Baum; Office: (732) 445-7885; Mobile: (201) 966-6338; Email: jbaum@scarletknights.com; Fax: (732) 445-3063; Press Box: (732) 445-7028; Website: www.ScarletKnights.com					
		at rutgers		2007 Results (8-5)					
		Date: October 11, 2008		2007 Overall Record: 8-5					
GENERAL	GENERAL	Location: New Brunswick, N.J.; Founded: 1766; Enrollment: 35,585; President: Dr. Richard L. McCormick; Athletics Director: Robert E. Mulcahy, III; Nickname: Scarlet Knights; Color: Scarlet; Conference: BIG EAST; Stadium: Rutgers Stadium (43,500); Playing Surface: FieldTurf		Aug. 30 Buffalo W, 38-3		2007 BIG EAST Record: 3-4 (t-5th)			
		Head Coach: Greg Schiano (Bucknell, 1988); Record at Rutgers: 38-46 (seven years) Career Record: same; Assistant Coaches, Position: Chris Hewitt, Cornerbacks/Nickels; Kyle Flood, Offensive Line/Asst. Head Coach; Bob Frasier, Linebackers; Gary Emanuel, Defensive Line; Kirk Ciarrocca, Wide Receivers; John McNulty, Off. Coord./Quarterbacks; Darren Rizzi, Asst. HC/Linebackers/Special Teams; Joe Susan, Tight Ends/Recruiting; Gary Brown, Running Backs; Mike O'Connor, Assistant Linebackers; Ed Pinkham, Secondary; Chris Rippon, Special Teams Coordinator		Sept. 7 Navy W, 41-24		Lettermen Returning (O/D/S): 20/28/2			
		Series Record: Rutgers leads 7-5-1; At Cincinnati: Cincinnati leads 4-1-1; At Rutgers: Rutgers leads 6-1; At Neutral Sites: —; Most UC points: 33 (UC 30-11, 2006); Most Rutgers points: 48 (RU 48-28, 1986); Combined points: 76 (RU 48-28, 1986); Biggest UC win: 19 (30-11, 2006); Biggest Rutgers win: 35 (44-9, 2005); Current streak: Cincinnati—2		Sept. 15 Norfolk State W, 59-0		Starters Returning (O/D/S): 7/8/0			
		at akron		Sept. 29 Maryland L, 34-24		Base Offense: Pro Style			
COACHES	COACHES	Head Coach: Greg Schiano (Bucknell, 1988); Record at Rutgers: 38-46 (seven years) Career Record: same; Assistant Coaches, Position: Chris Hewitt, Cornerbacks/Nickels; Kyle Flood, Offensive Line/Asst. Head Coach; Bob Frasier, Linebackers; Gary Emanuel, Defensive Line; Kirk Ciarrocca, Wide Receivers; John McNulty, Off. Coord./Quarterbacks; Darren Rizzi, Asst. HC/Linebackers/Special Teams; Joe Susan, Tight Ends/Recruiting; Gary Brown, Running Backs; Mike O'Connor, Assistant Linebackers; Ed Pinkham, Secondary; Chris Rippon, Special Teams Coordinator		Oct. 6 Cincinnati * L, 28-23		Base Defense: 4-3			
		Nov. 3 at Connecticut * L, 38-19		Top Returnees (2007 Statistics):					
		Nov. 9 at Army W, 41-6		Mike Teel, Sr., QB (203-of-349, 3,147 yds, 20 TDs, 13 INTs)					
		Nov. 17 Pittsburgh * W, 20-16		Jabu Lovelace, Jr., QB (82 car., 332 yds, 4 TDs)					
SERIES	SERIES	Series Record: Rutgers leads 7-5-1; At Cincinnati: Cincinnati leads 4-1-1; At Rutgers: Rutgers leads 6-1; At Neutral Sites: —; Most UC points: 33 (UC 30-11, 2006); Most Rutgers points: 48 (RU 48-28, 1986); Combined points: 76 (RU 48-28, 1986); Biggest UC win: 19 (30-11, 2006); Biggest Rutgers win: 35 (44-9, 2005); Current streak: Cincinnati—2		Oct. 13 at Syracuse * W, 38-14		Tiquan Underwood, Sr., WR (65 rec., 1,100 yds, 7 TDs)			
		at akron		Oct. 18 USF * W, 30-27		Kevin Malast, Sr., LB (92 tackles, 7.5 TFL, 2.5 sacks)			
		Date: September 27, 2008		Oct. 27 West Virginia * L, 31-3					
		Rubber Bowl (Akron, Ohio)		Nov. 3 at Connecticut * L, 38-19					
GENERAL	GENERAL	Location: Akron, Ohio; Founded: 1870; Enrollment: 27,704; President: Dr. Luis M. Proenza; Athletics Director: Mack Rhoades; Nickname: Zips; Colors: Blue and Gold; Conference: Mid-American (East Division); Stadium: Rubber Bowl (31,000); Playing Surface: Astroplay		Nov. 9 at Army W, 41-6					
		Head Coach: J.D. Brookhart (Colorado State, 1988); Record at Akron: 22-26 (four years) Career Record: same; Assistant Coaches, Position: Bill Bleil, Assistant Head Coach/Tackles/Tight Ends; Jim Fleming, Defensive Coord./Safeties; Joe Moorhead, Offensive Coord./Quarterbacks; Brian Callahan, Offensive Line; Dana Chambers, Defensive Line; Mike Dawson, Linebackers; Reno Ferri, Recruiting Coord./Running Backs; Emmanuel McDaniel, Cornerbacks; Mauro Monz, Wide Receivers		Nov. 17 Pittsburgh * W, 20-16					
		Series Record: Series tied 2-2; At Cincinnati: UC leads 2-1; At Akron: UA leads 1-0; At Neutral Sites: —; Most UC points: 28 (UC 28-27, 1984); Most Akron points: 31 (UA 31-0, 1989); Combined points: 55 (28-27, 1984); Biggest UC win: 6 (20-14, 2006); Biggest Akron win: 31 (31-0, 1989); Current streak: Cincinnati—1		Nov. 29 at Louisville * L, 41-38					
		at marshall		Jan. 5 vs. Ball State W, 52-30					
COACHES	COACHES	Head Coach: Mark Snyder							

2008 OPPONENTS

SEASON OUTLOOK

BIOGRAPHIES

COACHES & STAFF

ADMINISTRATION

SEASON REVIEW

BIG EAST

2008 OPPONENTS

RECORDS & HISTORY

MEDIA INFORMATION

146

at connecticut

Date: October 25, 2008
Rentschler Stadium (Storrs, Conn.)

GENERAL
Location: Storrs, Conn.; **Founded:** 1881; **Enrollment:** 28,677; **President:** Dr. Michael J. Hogan; **Athletics Director:** Jeffrey A. Hathaway; **Nickname:** Huskies; **Colors:** National Flag Blue and White; **Conference:** BIG EAST; **Stadium:** Rentschler Stadium (40,000); **Playing Surface:** Natural Grass

COACHES
Head Coach: Randy Edsall (Syracuse, 1980); **Record at Connecticut:** 50-55 (nine years); **Career Record:** same; **Assistant Coaches, Position:** Hank Hughes, Asst. HC/Defensive Line; Rob Ambrose, Off. Coord./Quarterbacks; Todd Orlando, Def. Coord./Inside Linebackers; Matt Cersosimo, Recruiting/Wide Receivers; Mike Foley, Offensive Line; Lyndon Johnson, Outside Linebackers/Special Teams; Scott Lakatos, Def. Backs; Dave McMichael, Tight Ends; Terry Richardson, Running Backs

SERIES
Series Record: Cincinnati leads 4-0; **At Cincinnati:** UC leads 3-0; **At Connecticut:** UC leads 1-0; **At Neutral Sites:** —; **Most UC points:** 45 (UC 45-28, 2001); **Most UConn points:** 28 (UC 45-28, 2001); **Combined points:** 73 (UC 45-28, 2001); **Biggest UC win:** 24 (27-3, 2007); **Biggest UConn win:** —; **Current streak:** Cincinnati—4

usf

Date: October 30, 2008 **TV: ESPN**
Nippert Stadium (Cincinnati, Ohio)

GENERAL
Location: Tampa, Fla.; **Founded:** 1956; **Enrollment:** 45,244; **President:** Dr. Judy Genshaft; **Athletics Director:** Doug Woolard; **Nickname:** Bulls; **Colors:** Green and Gold; **Conference:** BIG EAST; **Stadium:** Raymond James Stadium (65,857); **Playing Surface:** Natural Grass

COACHES
Head Coach: Jim Leavitt (Missouri, 1978); **Record at USF:** 79-47 (11 years); **Career Record:** same; **Assistant Coaches, Position:** Wally Burnham, Def. Coord./Linebackers; Mike Canales, Passing Game Coord.; Troy Douglas, Defensive Backs; Carl Franks, Running Backs/Recruiting; Greg Gregory, Off. Coord.; John Hendrick, Defensive Line; Kevin Patrick, Defensive Ends; Rich Rachel, Cornerbacks; Mike Simmonds, Offensive Line; Larry Scott, Tight Ends

SERIES
Series Record: Cincinnati leads 3-2; **At Cincinnati:** Cincinnati leads 2-0; **At USF:** USF leads 2-1; **At Neutral Sites:** —; **Most UC points:** 45 (UC 45-23, 2004); **Most USF points:** 33 (USF 38-33, 2007); **Combined points:** 71 (USF 38-33, 2007); **Biggest UC win:** 22 (45-23, 2004); **Biggest USF win:** 15 (31-16, 2005); **Current streak:** Cincinnati—2

west virginia

Date: November 8, 2008
Milan Puskar Stadium (Morgantown, W.Va.)

GENERAL
Location: Morgantown, W.Va.; **Founded:** 1867; **Enrollment:** 28,113; **President:** Michael Garrison; **Athletics Director:** Ed Pastilong; **Nickname:** Mountaineers; **Colors:** Old Gold and Blue; **Conference:** BIG EAST; **Stadium:** Milan Puskar Stadium (60,000); **Playing Surface:** FieldTurf

COACHES
Head Coach: Bill Stewart (Fairmont State, 1975); **Record at West Virginia:** 1-0 (Bowl Game); **Career Record:** 9-25 (three years); **Assistant Coaches, Position:** John Holliday, Assoc. HC/Recruiting/TE-FB; Steve Dunlap, Asst. HC/Safeties; Jeff Casteel, Defensive Coord./LB; Jeff Mullen, Offensive Coord./QB; Chris Beatty, Running Backs; Lonnie Galloway, Wide Receivers; Dave Johnson, Offensive Line; Bill Kirelawich, Defensive Line; David Lockwood, Cornerbacks

SERIES
Series Record: West Virginia leads 14-1-1; **At Cincinnati:** West Virginia leads 7-0; **At West Virginia:** West Virginia leads 7-1-1; **At Neutral Sites:** —; **Most UC points:** 32 (WVU 35-32, 2002); **Most WVU points:** 69 (WVU 69-3, 1989); **Combined points:** 72 (WVU 69-3, 1989); **Biggest UC win:** 2 (15-13, 2003); **Biggest WVU win:** 66 (69-3, 1989); **Current streak:** West Virginia—3

TEAM INFORMATION

2007 Results (9-4)

Sept. 1 at Duke W, 45-14
Sept. 8 Maine W, 38-0
Sept. 15 Temple W, 22-17
Sept. 22 at Pittsburgh * W, 34-14
Sept. 29 Akron W, 44-10
Oct. 13 at Virginia L, 17-16
Oct. 19 Louisville * W, 21-17
Oct. 27 USF * W, 22-15
Nov. 3 Rutgers * W, 38-19
Nov. 10 at Cincinnati * L, 27-3
Nov. 17 Syracuse * W, 30-7
Nov. 24 at West Virginia * L, 66-21
Dec. 29 vs. Wake Forest L, 24-10

* - BIG EAST Conference game.

2007 Overall Record: 9-4

2007 BIG EAST Record: 5-2 (t-1st)
Lettermen Returning (O/D/S): 18/15/2
Starters Returning (O/D/S): 9/8/2
Base Offense: Multiple
Base Defense: 4-3
Top Returnees (2007 Statistics):
Tyler Lorenzen, Sr., QB
(197-of-347, 2,367 yds, 13 TDs, 6 INTs)
Andre Dixon, Jr., RB
(167 car., 828 yds, 3 TDs)
D.J. Hernandez, Sr., WR
(30 rec., 404 yds, 2 TDs)
Lawrence Wilson, So., LB
(113 tackles, 8.5 TFL, 1 INT, 1 FR)

SID

Director: Leigh Torbin; **Office:** (860) 486-3531; **Mobile:** (860) 617-5928; **Email:** leigh.torbin@uconn.edu; **Fax:** (860) 486-5085; **Press Box:** (860) 610-4778; **Website:** www.UConnHuskies.com

TEAM INFORMATION

2007 Results (9-4)

Sept. 1 Elon W, 28-14
Sept. 8 at Auburn W, 26-23
Sept. 22 North Carolina W, 37-10
Sept. 28 West Virginia * W, 21-13
Oct. 6 at FAU W, 35-23
Oct. 13 UCF W, 64-12
Oct. 18 at Rutgers * L, 30-27
Oct. 27 at Connecticut * L, 22-15
Nov. 3 Cincinnati * L, 38-33
Nov. 10 at Syracuse * W, 41-10
Nov. 17 Louisville * W, 55-17
Nov. 24 at Pittsburgh * W, 55-17
Dec. 31 vs. Oregon L, 56-21

* - BIG EAST Conference game.

2007 Overall Record: 9-4

2007 BIG EAST Record: 4-3 (4th)
Lettermen Returning (O/D/S): 32/25/5
Starters Returning (O/D/S): 10/6/3
Base Offense: Multiple Spread
Base Defense: 4-3
Top Returnees (2007 Statistics):
Matt Grothe, Jr., QB (232-of-392, 2,670 yds, 14 TDs, 14 INTs; 198 car., 872 yds, 10 TDs)
Mike Ford, So., RB
(138 car., 645 yards, 12 TDs)
Carlton Mitchell, So., WR
(37 rec., 537 yards, 4 TDs)
Tyrone McKenzie, Sr., LB
(121 Tackles, 7.5 TFL, 1.5 sacks)

SID

Director: Chris Freet; **Office:** (573) 651-2294; **Mobile:** (405) 249-60756; **Email:** cfreet@admin.usf.edu; **Fax:** (813) 974-4028; **Press Box:** (813) 350-6225; **Website:** www.GoUSFBulls.com

TEAM INFORMATION

2007 Results (11-2)

Sept. 1 Western Michigan W, 62-24
Sept. 8 at Marshall W, 48-23
Sept. 13 at Maryland W, 31-14
Sept. 22 East Carolina W, 48-7
Sept. 28 at USF * L, 21-13
Oct. 6 at Syracuse * W, 55-14
Oct. 20 Mississippi State W, 38-13
Oct. 27 at Rutgers * W, 31-3
Nov. 8 Louisville * W, 38-31
Nov. 17 at Cincinnati * W, 28-23
Nov. 24 at Connecticut * W, 66-21
Dec. 1 Pittsburgh * L, 13-9
Jan. 2 vs. Oklahoma W, 48-28

* - BIG EAST Conference game.

2007 Overall Record: 11-2

2007 BIG EAST Record: 5-2 (t-1st)
Lettermen Returning (O/D/S): 19/19/5
Starters Returning (O/D/S): 8/4/5
Base Offense: Spread Option
Base Defense: 3-3-5 Stack
Top Returnees (2007 Statistics):
P. White, Sr., QB (144-of-216, 1,724 yds, 14 TDs, 4 INTs; 197 car., 1,335 yds, 14 TDs)
Noel Devine, So., RB
(73 car., 627 yds, 6 TDs)
Dorrell Jalloh, Sr., WR
(24 rec., 272 yds, 1 TD)
Reed Williams, Sr., LB
(107 Tackles, 5.5 TFL, 1 Sack, 1 INT)

SID

Director: Mike Montoro; **Office:** (304) 293-2821; **Mobile:** (304) 276-2605; **Email:** mike.montoro@mail.wvu.edu; **Fax:** (304) 293-4105; **Press Box:** (304) 293-3799; **Website:** www.MSNSportsNet.com

GENERAL	at louisville	Date: November 14, 2008 Papa John's Cardinal Stadium (Louisville, Ky.)	TV: ESPN2	TEAM INFORMATION	SID	2007 Results (6-6) Aug. 30 Murray State W, 73-10 Sept. 6 Middle Tennessee W, 58-42 Sept. 15 at Kentucky L, 40-34 Sept. 22 Syracuse * L, 38-35 Sept. 29 at NC State W, 29-10 Oct. 5 Utah L, 44-35 Oct. 13 at Cincinnati * W, 28-24 Oct. 19 at Connecticut * L, 21-17 Oct. 27 Pittsburgh * W, 24-17 Nov. 8 at West Virginia * L, 38-31 Nov. 17 at USF * L, 55-17 Nov. 29 Rutgers * W, 41-38 * - BIG EAST Conference game.	2007 Overall Record: 6-6 2007 BIG EAST Record: 3-4 (5th) Lettermen Returning (O/D/S): 27/21/0 Starters Returning (O/D/S): 5/8/0 Base Offense: Multiple Base Defense: 4-3 Top Returnees (2007 Statistics): Hunter Cantwell, Sr., QB (8-of-14, 79 yds, 1 INT) Brock Bolen, Sr., RB (88 car., 465 yds, 7 TDs) Scott Long, Jr., WR (27 rec., 358 yds) Earl Heyman, Sr., DL (40 tackles, 7 TFL, 4 sacks, 3 FR, 2 FF)
COACHES	Head Coach: Steve Kragthorpe (West Texas State, 1988); Record at Louisville: 6-6 (One year); Career Record: 35-28 (five years); Assistant Coaches, Position: Jeff Brohm, Offensive. Coord.; Ron English, Defensive Coordinator; Tony Alford, Running Backs; Bill Miller, Linebackers; Greg Nord, Tight Ends; Brent Myers, Offensive Line; Ken Delgado, Defensive Line; Eric Lewis, Cornerbacks; Mark Nelson, Special Teams	Series Record: Cincinnati leads 26-20-1; At Cincinnati: Cincinnati leads 15-11; At Louisville: Cincinnati leads 11-9-1; At Neutral Sites: —; Most UC points: 51 (UC 51-0, 1942); Most Uofl points: 70 (Uofl 70-7, 2004); Combined points: 83 (Uofl 43-40, 2003); Biggest UC win: 51 (51-0, 1942); Biggest Uofl win: 63 (70-7, 2004); Current streak: Louisville—5	Director: Rocco Gasparro; Office: (502) 852-0102; Mobile: (502) 262-2258; Email: rocco.gasparro@louisville.edu; Fax: (502) 852-7401; Press Box: (502) 852-6703; Website: www.UoflSports.com	TEAM INFORMATION	SID	2007 Results (5-7) Sept. 1 Eastern Michigan W, 27-3 Sept. 8 Grambling W, 34-10 Sept. 15 at Michigan State L, 17-13 Sept. 22 Connecticut * L, 34-14 Sept. 29 at Virginia L, 44-14 Oct. 10 Navy (20T) L, 48-45 Oct. 20 Cincinnati * W, 24-17 Oct. 27 at Louisville * L, 24-17 Nov. 3 Syracuse * W, 20-17 Nov. 17 at Rutgers * L, 20-16 Nov. 24 USF * L, 48-37 Dec. 1 at West Virginia * W, 13-9 * - BIG EAST Conference game.	2007 Overall Record: 5-7 2007 BIG EAST Record: 3-4 (t-5th) Lettermen Returning (O/D/S): 23/26/4 Starters Returning (O/D/S): 8/7/2 Base Offense: Pro Style Base Defense: 4-3 Top Returnees (2007 Statistics): Pat Bostick, So., QB (155-of-252, 1,500 yds, 8 TDs, 13 INTs) LeSean McCoy, So., RB (276 car., 1,328 yards, 14 TDs) T.J. Porter, Jr., WR (37 rec., 329 yds) Scott McKillop, Sr., LB (151 tackles, 9 TFL, 3 sacks, 1 INT)
GENERAL	pittsburgh	Date: November 22, 2008 Nippert Stadium (Cincinnati, Ohio)	Location: Pittsburgh, Pa.; Founded: 1787; Enrollment: 33,574; Chancellor: Mark A. Nordenberg; Athletics Director: Steve Pederson; Nickname: Panthers; Colors: Blue and Gold; Conference: BIG EAST; Stadium: Heinz Field (65,050); Playing Surface: Grass	TEAM INFORMATION	SID	2007 Results (2-10) Aug. 31 Washington L, 42-12 Sept. 8 at Iowa L, 35-0 Sept. 15 Illinois L, 41-20 Sept. 22 at Louisville * W, 38-35 Sept. 29 at Miami (OH) L, 17-14 Oct. 6 West Virginia * L, 55-14 Oct. 13 Rutgers * L, 38-14 Oct. 20 Buffalo W, 20-12 Nov. 3 at Pittsburgh * L, 20-17 Nov. 10 USF * L, 41-10 Nov. 17 at Connecticut * L, 30-7 Nov. 24 Cincinnati * L, 52-31 * - BIG EAST Conference game.	2007 Overall Record: 2-10 2007 BIG EAST Record: 1-6 (8th) Lettermen Returning (O/D/S): 17/18/2 Starters Returning (O/D/S): 7/6/0 Base Offense: West Coast Base Defense: 4-3 Top Returnees (2007 Statistics): Andrew Robinson, Jr., QB (154-of-292, 2,192 yds, 13 TDs, 7 INTs) Curtis Brinkley, Sr., RB (111 car., 371 yds, 2 TDs) Mike Williams, Jr., WR (60 rec., 837 yds, 10 TDs) Jake Flaherty, Sr., LB (95 tackles, 6.5 TFL, 1 sack)
COACHES	Head Coach: Dave Wannstedt (Pittsburgh, 1974); Record at Pittsburgh: 16-19 (three years); Career Record: same; Assistant Coaches, Position: Greg Gattuso, Asst. HC/Defensive Line; Matt Cavanaugh, Off. Coord./Quarterbacks; Phil Bennett, Defensive Coord.; Brian Angelichio, Tight Ends; Jeff Hafley, Secondary; Joe Tumpkin, Linebackers; Tony Wise, Offensive Line; Bryan Bossard, Wide Receivers; David Walker, Running Backs	Series Record: Pittsburgh leads 7-0; At Cincinnati: Pitt leads 2-0; At Pittsburgh: Pitt leads 5-0; At Neutral Sites: —; Most UC points: 20 (Pitt 38-20, 2005); Most Pittsburgh points: 38 (Pitt 38-20, 2005); Combined points: 58 (Pitt 38-20, 2005); Biggest UC win: —; Biggest Pittsburgh win: 37 (37-0, 1922); Current streak: Pittsburgh—7	Director: E.J. Borghetti; Office: (412) 648-8240; Mobile: (412) 491-5110; Email: eborghetti@athletics.pitt.edu; Fax: (412) 648-8248; Press Box: (412) 697-7198; Website: www.PittsburghPanthers.com	TEAM INFORMATION	SID	2007 Results (2-10) Aug. 31 Washington L, 42-12 Sept. 8 at Iowa L, 35-0 Sept. 15 Illinois L, 41-20 Sept. 22 at Louisville * W, 38-35 Sept. 29 at Miami (OH) L, 17-14 Oct. 6 West Virginia * L, 55-14 Oct. 13 Rutgers * L, 38-14 Oct. 20 Buffalo W, 20-12 Nov. 3 at Pittsburgh * L, 20-17 Nov. 10 USF * L, 41-10 Nov. 17 at Connecticut * L, 30-7 Nov. 24 Cincinnati * L, 52-31 * - BIG EAST Conference game.	2007 Overall Record: 2-10 2007 BIG EAST Record: 1-6 (8th) Lettermen Returning (O/D/S): 17/18/2 Starters Returning (O/D/S): 7/6/0 Base Offense: West Coast Base Defense: 4-3 Top Returnees (2007 Statistics): Andrew Robinson, Jr., QB (154-of-292, 2,192 yds, 13 TDs, 7 INTs) Curtis Brinkley, Sr., RB (111 car., 371 yds, 2 TDs) Mike Williams, Jr., WR (60 rec., 837 yds, 10 TDs) Jake Flaherty, Sr., LB (95 tackles, 6.5 TFL, 1 sack)
GENERAL	syracuse	Date: November 29, 2008 Nippert Stadium (Cincinnati, Ohio)	Location: Syracuse, N.Y.; Founded: 1870; Enrollment: 11,000; President: Nancy Cantor; Athletics Director: Dr. Daryl Gross; Nickname: Orange; Colors: Orange; Conference: BIG EAST; Stadium: Carrier Dome (49,262); Playing Surface: FieldTurf	TEAM INFORMATION	SID	2007 Results (2-10) Aug. 31 Washington L, 42-12 Sept. 8 at Iowa L, 35-0 Sept. 15 Illinois L, 41-20 Sept. 22 at Louisville * W, 38-35 Sept. 29 at Miami (OH) L, 17-14 Oct. 6 West Virginia * L, 55-14 Oct. 13 Rutgers * L, 38-14 Oct. 20 Buffalo W, 20-12 Nov. 3 at Pittsburgh * L, 20-17 Nov. 10 USF * L, 41-10 Nov. 17 at Connecticut * L, 30-7 Nov. 24 Cincinnati * L, 52-31 * - BIG EAST Conference game.	2007 Overall Record: 2-10 2007 BIG EAST Record: 1-6 (8th) Lettermen Returning (O/D/S): 17/18/2 Starters Returning (O/D/S): 7/6/0 Base Offense: West Coast Base Defense: 4-3 Top Returnees (2007 Statistics): Andrew Robinson, Jr., QB (154-of-292, 2,192 yds, 13 TDs, 7 INTs) Curtis Brinkley, Sr., RB (111 car., 371 yds, 2 TDs) Mike Williams, Jr., WR (60 rec., 837 yds, 10 TDs) Jake Flaherty, Sr., LB (95 tackles, 6.5 TFL, 1 sack)
COACHES	Head Coach: Greg Robinson (Pacific, 1975); Record at Syracuse: 7-28 (three years); Career Record: same; Assistant Coaches, Position: Mitch Browning, Offensive Coord./TE/Tackles; Dan Conley, Linebackers; Phil Earley, Quarterbacks; Derrick Jackson, Co-Def. Coord./DL; Jim Salgado, Cornerbacks/Secondary; Scott Spencer, Safeties/Nickel Backs; Randy Trivers, Running Backs; Chris White, Wide Receivers/Recruiting; Chris Wiesehan Offensive Line	Series Record: Series tied 4-4; At Cincinnati: Cincinnati leads 2-1; At Syracuse: Syracuse leads 3-2; At Neutral Sites: —; Most UC points: 52 (UC 52-31, 2007); Most Syracuse points: 63 (Syracuse 63-21, 1998); Combined points: 84 (Syracuse 63-21, 1998); Biggest UC win: 21 (52-31, 2007); Biggest Syracuse win: 42 (63-21, 1998); Current streak: Cincinnati—3	Director: Sue Cornelius Edson; Office: (315) 443-2608; Mobile: (315) 952-4787; Email: sedson@syr.edu; Fax: (315) 443-2076; Press Box: (315) 443-4241; Website: www.suathletics.com	TEAM INFORMATION	SID	2007 Results (2-10) Aug. 31 Washington L, 42-12 Sept. 8 at Iowa L, 35-0 Sept. 15 Illinois L, 41-20 Sept. 22 at Louisville * W, 38-35 Sept. 29 at Miami (OH) L, 17-14 Oct. 6 West Virginia * L, 55-14 Oct. 13 Rutgers * L, 38-14 Oct. 20 Buffalo W, 20-12 Nov. 3 at Pittsburgh * L, 20-17 Nov. 10 USF * L, 41-10 Nov. 17 at Connecticut * L, 30-7 Nov. 24 Cincinnati * L, 52-31 * - BIG EAST Conference game.	2007 Overall Record: 2-10 2007 BIG EAST Record: 1-6 (8th) Lettermen Returning (O/D/S): 17/18/2 Starters Returning (O/D/S): 7/6/0 Base Offense: West Coast Base Defense: 4-3 Top Returnees (2007 Statistics): Andrew Robinson, Jr., QB (154-of-292, 2,192 yds, 13 TDs, 7 INTs) Curtis Brinkley, Sr., RB (111 car., 371 yds, 2 TDs) Mike Williams, Jr., WR (60 rec., 837 yds, 10 TDs) Jake Flaherty, Sr., LB (95 tackles, 6.5 TFL, 1 sack)
GENERAL	syracuse	Date: November 29, 2008 Nippert Stadium (Cincinnati, Ohio)	Location: Syracuse, N.Y.; Founded: 1870; Enrollment: 11,000; President: Nancy Cantor; Athletics Director: Dr. Daryl Gross; Nickname: Orange; Colors: Orange; Conference: BIG EAST; Stadium: Carrier Dome (49,262); Playing Surface: FieldTurf	TEAM INFORMATION	SID	2007 Results (2-10) Aug. 31 Washington L, 42-12 Sept. 8 at Iowa L, 35-0 Sept. 15 Illinois L, 41-20 Sept. 22 at Louisville * W, 38-35 Sept. 29 at Miami (OH) L, 17-14 Oct. 6 West Virginia * L, 55-14 Oct. 13 Rutgers * L, 38-14 Oct. 20 Buffalo W, 20-12 Nov. 3 at Pittsburgh * L, 20-17 Nov. 10 USF * L, 41-10 Nov. 17 at Connecticut * L, 30-7 Nov. 24 Cincinnati * L, 52-31 * - BIG EAST Conference game.	2007 Overall Record: 2-10 2007 BIG EAST Record: 1-6 (8th) Lettermen Returning (O/D/S): 17/18/2 Starters Returning (O/D/S): 7/6/0 Base Offense: West Coast Base Defense: 4-3 Top Returnees (2007 Statistics): Andrew Robinson, Jr., QB (154-of-292, 2,192 yds, 13 TDs, 7 INTs) Curtis Brinkley, Sr., RB (111 car., 371 yds, 2 TDs) Mike Williams, Jr., WR (60 rec., 837 yds, 10 TDs) Jake Flaherty, Sr., LB (95 tackles, 6.5 TFL, 1 sack)
COACHES	Head Coach: Greg Robinson (Pacific, 1975); Record at Syracuse: 7-28 (three years); Career Record: same; Assistant Coaches, Position: Mitch Browning, Offensive Coord./TE/Tackles; Dan Conley, Linebackers; Phil Earley, Quarterbacks; Derrick Jackson, Co-Def. Coord./DL; Jim Salgado, Cornerbacks/Secondary; Scott Spencer, Safeties/Nickel Backs; Randy Trivers, Running Backs; Chris White, Wide Receivers/Recruiting; Chris Wiesehan Offensive Line	Series Record: Series tied 4-4; At Cincinnati: Cincinnati leads 2-1; At Syracuse: Syracuse leads 3-2; At Neutral Sites: —; Most UC points: 52 (UC 52-31, 2007); Most Syracuse points: 63 (Syracuse 63-21, 1998); Combined points: 84 (Syracuse 63-21, 1998); Biggest UC win: 21 (52-31, 2007); Biggest Syracuse win: 42 (63-21, 1998); Current streak: Cincinnati—3	Director: Sue Cornelius Edson; Office: (315) 443-2608; Mobile: (315) 952-4787; Email: sedson@syr.edu; Fax: (315) 443-2076; Press Box: (315) 443-4241; Website: www.suathletics.com	TEAM INFORMATION	SID	2007 Results (2-10) Aug. 31 Washington L, 42-12 Sept. 8 at Iowa L, 35-0 Sept. 15 Illinois L, 41-20 Sept. 22 at Louisville * W, 38-35 Sept. 29 at Miami (OH) L, 17-14 Oct. 6 West Virginia * L, 55-14 Oct. 13 Rutgers * L, 38-14 Oct. 20 Buffalo W, 20-12 Nov. 3 at Pittsburgh * L, 20-17 Nov. 10 USF * L, 41-10 Nov. 17 at Connecticut * L, 30-7 Nov. 24 Cincinnati * L, 52-31 * - BIG EAST Conference game.	2007 Overall Record: 2-10 2007 BIG EAST Record: 1-6 (8th) Lettermen Returning (O/D/S): 17/18/2 Starters Returning (O/D/S): 7/6/0 Base Offense: West Coast Base Defense: 4-3 Top Returnees (2007 Statistics): Andrew Robinson, Jr., QB (154-of-292, 2,192 yds, 13 TDs, 7 INTs) Curtis Brinkley, Sr., RB (111 car., 371 yds, 2 TDs) Mike Williams, Jr., WR (60 rec., 837 yds, 10 TDs) Jake Flaherty, Sr., LB (95 tackles, 6.5 TFL, 1 sack)

2008 OPPONENTS

GAME
at hawaii
Date: December 6, 2008
Aloha Stadium (Honolulu, Hawaii)

GENERAL
Location: Honolulu, Hawaii; **Founded:** 1907; **Enrollment:** 20,307; **Chancellor:** Virginia S. Hinshaw; **Athletics Director:** Jim Donovan; **Nickname:** Warriors; **Colors:** Green, Black, White, and Silver; **Conference:** Western Athletic; **Stadium:** Aloha Stadium (50,000); **Playing Surface:** FieldTurf

COACHES
Head Coach: Greg McMackin (Southern Oregon, 1969); **Record at Hawaii:** First year; **Career Record:** same; **Assistant Coaches, Position:** Rich Miano, Assoc. HC Secondary; George Lumpkin, Asst. HC/Linebackers; Cal Lee, Defensive Coordinator; Dave Aranda, Defensive Line; Ikaika Malloe, Def. Tackles/Specials Teams; Ron Lee, Offensive Coordinator; Nick Rolovich, Quarterbacks; Brian Smith, Offensive Line; Alex Gerke, RB/Offensive Line

SERIES
Series Record: Series tied 1-1; **At Cincinnati:** Cincinnati leads 1-0; **At Hawaii:** Hawaii leads 1-0; **At Neutral Sites:** —; **Most UC points:** 34 (UC 34-0, 1951); **Most Hawaii points:** 20 (Hawaii 20-19, 2002); **Combined points:** 39 (Hawaii 20-19, 2002); **Biggest UC win:** 34 (34-0, 1951); **Biggest Hawaii win:** 1 (20-19, 2002); **Current streak:** Hawaii—1

2007 Results (12-1)

Sept. 2	Northern Colorado	W, 63-6
Sept. 8	at Louisiana Tech *(OT)	W, 45-44
Sept. 15	at UNLV	W, 49-14
Sept. 23	Charleston Southern	W, 66-10
Oct. 7	Utah State *	W, 52-37
Oct. 12	at San Jose State *(OT)	W, 42-35
Oct. 28	New Mexico State *	W, 50-13
Nov. 10	Fresno State *	W, 37-30
Nov. 16	at Nevada *	W, 28-26
Nov. 23	Boise State *	W, 39-27
Dec. 1	Washington	W, 35-28
Jan. 1	Georgia	L, 41-10

* - Western Athletic Conference game.

2007 Overall Record: 12-1

2007 WAC Record: 8-0 (1st)

Lettermen Returning (O/D/S): 34/24/3

Starters Returning (O/D/S): 4/5/3

Base Offense: Run-and-Shoot

Base Defense: 4-3

Top Returnees (2007 Statistics):

Tyler Graunke, Sr., QB
(90-of-137, 1,234 yds, 10 TDs, 6 INTs)
Kealoha Pilaes, So., RB
(68 car, 388 yds, 3 TDs; 26 rec., 249 yds, 1 TD)
Malcolm Lane, Jr., WR
(14 rec. 270 yds, 2 TDs)
Solomon Elimimian, Sr., LB
(141 tackles, 12 TFL, 1.5 sacks)

SID

Director: Derek Inouchi; **Office:** (808) 956-9748; **Mobile:** (808) 375-6819; **Email:** inouchi@hawaii.edu; **Fax:** (808) 956-4470; **Press Box:** (808) 486-1800; **Website:** www.HawaiiAthletics.com

all-time scores vs. '08 OPPONENTS

EASTERN KENTUCKY

Series Record.....	UC leads 1-0
At Cincinnati.....	UC leads 1-0
At Richmond.....	—
At Neutral Sites.....	—
Most UC points.....	31 (UC 31-0, 2006)
Most ECU points.....	—
Combined points.....	31 (UC 31-0, 2006)
Biggest UC win.....	31 (UC 31-0, 2006)
Biggest ECU win.....	—
Current streak.....	Cincinnati—1

Game-by-Game Breakdown

Year	Site	Score	Winner
2006	Cincinnati	31-0	UC

OKLAHOMA

Series Record First Meeting

MIAMI (OH)

Series Record.....	Miami leads 59-46-7
At Cincinnati.....	Miami leads 43-37-5
At Oxford.....	Miami leads 14-7-2
At Neutral Sites.....	Tied, 2-2
Most UC points.....	52 (UC 52-42, 1999)
Most Miami points.....	44 (MU 44-16, 2005)
Combined points.....	94 (52-42, 1999)
Biggest UC win.....	46 (46-0, 1904)
Biggest Miami win.....	40 (40-0, 1917)
Current streak.....	Cincinnati—2

Game-by-Game Breakdown

Year	Site	Score	Winner
1888	Oxford	0-0	Tie
1889	Cincinnati	34-0	MU
1893	Oxford	24-6	MU
	Cincinnati	6-0	MU
1894	Cincinnati	6-0	UC
1895	Cincinnati	12-0	MU
1896	Cincinnati	6-4	MU
1897	Oxford	6-0	UC
	Neutral	10-6	UC
1898	Oxford	22-0	UC
1899	Neutral	22-0	UC
1900	Cincinnati	16-12	UC
1903	Cincinnati	15-0	MU
1904	Cincinnati	46-0	UC
1906	Cincinnati	0-0	Tie
1909	Cincinnati	10-6	UC
1910	Cincinnati	3-0	UC
1911	Cincinnati	11-0	UC
1912	Cincinnati	21-21	Tie
1913	Cincinnati	13-7	MU
1914	Cincinnati	20-13	MU
1915	Cincinnati	24-12	MU
1916	Cincinnati	33-0	MU
1917	Cincinnati	40-0	MU
1918	Cincinnati	0-0	Tie
1919	Cincinnati	14-0	MU
1920	Cincinnati	7-0	UC
1921	Cincinnati	15-7	MU

1922	Cincinnati	9-6	MU
1923	Cincinnati	23-0	UC
1924	Cincinnati	8-7	UC
1925	Cincinnati	33-0	MU
1926	Cincinnati	6-6	Tie
1927	Cincinnati	17-14	MU
1928	Cincinnati	34-0	MU
1929	Cincinnati	14-6	MU
1930	Cincinnati	6-0	UC
1931	Cincinnati	20-0	UC
1932	Cincinnati	21-13	MU
1933	Cincinnati	6-2	MU
1934	Cincinnati	21-0	UC
1935	Cincinnati	8-7	UC
1936	Cincinnati	0-0	Tie
1937	Cincinnati	14-6	MU
1938	Cincinnati	16-7	MU
1939	Cincinnati	13-0	UC
1940	Cincinnati	44-0	UC
1941	Cincinnati	26-0	UC
1942	Cincinnati	21-12	UC
1945	Cincinnati	28-14	MU
1946	Cincinnati	13-7	UC
1947	Cincinnati	38-7	MU
1948	Cincinnati	43-19	MU
1949	Cincinnati	27-6	UC
1950	Cincinnati	28-0	MU
1951	Cincinnati	19-14	UC
1952	Cincinnati	34-9	UC
1953	Cincinnati	14-0	UC

1954	Cincinnati	21-9	MU
1955	Cincinnati	14-0	MU
1956	Cincinnati	27-13	MU
1957	Cincinnati	20-14	MU
1958	Cincinnati	18-7	UC
1959	Cincinnati	14-7	UC
1960	Cincinnati	10-6	MU
1961	Cincinnati	7-3	MU
1962	Cincinnati	38-16	MU
1963	Cincinnati	21-19	MU
1964	Cincinnati	28-14	UC
1965	Cincinnati	37-7	MU
1966	Cincinnati	28-8	MU
1967	Cincinnati	27-14	MU
1968	Cincinnati	23-21	UC
1969	Cincinnati	36-20	MU
1970	Cincinnati	33-0	UC
1971	Oxford	43-7	MU
1972	Cincinnati	23-0	MU
1973	Oxford	6-0	MU
1974	Cincinnati	27-7	MU
1975	Oxford	21-13	MU
1976	Cincinnati	17-0	UC
1977	Cincinnati	12-7	MU
1978	Oxford	28-24	MU
1979	Oxford	27-14	MU
1980	Cincinnati	23-13	UC
1981	Oxford	7-3	MU
1982	Cincinnati	20-10	UC
1983	Oxford	14-10	MU
1984	Cincinnati	31-26	MU
1985	Oxford	16-10	MU
1986	Cincinnati	45-38	UC
1987	Cincinnati	31-26	UC
1988	Oxford	34-18	UC
1989	Oxford	30-14	UC
1990	Cincinnati	16-12	MU

1991	Cincinnati	22-9	MU
1992	Oxford	17-14	MU
1993	Cincinnati	30-23	UC
1994	Oxford	17-17	Tie
1995	Oxford	23-16	MU
1996	Cincinnati	30-23 (3 OT)	UC
1997	Oxford	34-31 (2 OT)	MU
1998	Cincinnati	41-0	MU
1999	Oxford	52-42	UC
2000	Cincinnati	45-15	UC
2001	Oxford	21-14	MU
2002	Cincinnati	31-26	MU
2003	Oxford	42-37	MU
2004	Cincinnati	45-26	UC
2005	Oxford	44-16	MU
2006	Cincinnati	24-10	UC
2007	Oxford	47-10	UC

AKRON

Series Record.....	Series tied 2-2
At Cincinnati.....	UC leads 2-1
At Akron.....	UA leads 1-0
At Neutral Sites	—
Most UC points	28 (UC 28-27, 1984)
Most Akron points.....	31 (UA 31-0, 1989)
Combined points.....	55 (28-27, 1984)
Biggest UC win.....	6 (20-14, 2006)
Biggest Akron win.....	31 (31-0, 1989)
Current streak.....	Cincinnati—1

Game-by-Game Breakdown

Year	Site	Score	Winner
1984	Cincinnati	28-27	UC
1989	Akron	31-0	UA
1992	Cincinnati	24-22	UA
2006	Cincinnati	20-14	UC

MARSHALL

Series Record.....	Cincinnati leads 7-3-1
At Cincinnati.....	Cincinnati leads 5-1-1
At Marshall.....	Tied, 1-1
At Neutral Sites	Tied, 1-1
Most UC points	40 (UC 40-14, 2007)
Most Marshall points.....	28 (Marshall 28-0, 1937)
Combined points.....	54 (UC 40-14, 2007)
Biggest UC win.....	26 (39-13, 1935; 40-14, 2007)
Biggest Marshall win	28 (28-0, 1937)
Current streak.....	Cincinnati—2

Game-by-Game Breakdown

Year	Site	Score	Winner
1906	Cincinnati	0-0	Tie
1933	Cincinnati	19-0	UC
1934	Cincinnati	7-0	UC
1935	Huntington	39-13	UC
1936	Cincinnati	13-7	UC
1937	Huntington	28-0	MU
1938	Cincinnati	27-9	MU
1946	Cincinnati	39-14	UC
2000	Pontiac, Mich.	25-14	MU
2004	Fort Worth, Texas	32-14	UC
2007	Cincinnati	40-14	UC

RUTGERS

Series Record.....	Rutgers leads 7-5-1
At Cincinnati.....	Cincinnati leads 4-1-1
At Piscataway.....	Rutgers leads 6-1
At Neutral Sites	—
Most UC points	19 (UC 30-11, 2006)
Most Rutgers points	48 (Rutgers 48-28, 1986)
Combined points.....	76 (Rutgers 48-28, 1986)
Biggest UC win.....	19 (30-11, 2006)
Biggest Rutgers win	35 (44-9, 2005)
Current streak.....	Cincinnati—2



all-time scores vs. '08 OPPONENTS

Game-by-Game Breakdown

Year	Site	Score	Winner
1980	Piscataway	24-7	RU
1981	Cincinnati	10-0	UC
1983	Cincinnati	18-7	UC
1984	Piscataway	43-15	RU
1986	Piscataway	48-28	RU
1987	Cincinnati	10-7	RU
1988	Piscataway	38-9	RU
1989	Cincinnati	17-17	Tie
1992	Cincinnati	26-24	UC
1994	Piscataway	14-9	RU
2005	Piscataway	44-9	RU
2006	Cincinnati	30-11	UC
2007	Piscataway	28-23	UC

CONNECTICUT

Series Record.....Cincinnati leads 4-0
 At Cincinnati.....Cincinnati leads 3-0
 At Connecticut.....Cincinnati leads 1-0
 At Neutral Sites —
 Most UC points..... 45 (UC 45-28, 2001)
 Most UConn points..... 28 (UC 45-28, 2001)
 Combined points..... 73 (UC 45-28, 2001)
 Biggest UC win..... 24 (27-3, 2007)
 Biggest UConn win..... —
 Current streak.....Cincinnati—4

Game-by-Game Breakdown

Year	Site	Score	Winner
2001	Cincinnati	45-28	UC
2005	Cincinnati	28-17	UC
2006	E. Hartford	26-23	UC
2007	Cincinnati	27-3	UC

USF

Series Record.....Cincinnati leads 3-2
 At Cincinnati.....Cincinnati leads 2-0
 At USF USF leads 2-1
 At Neutral Sites —
 Most UC points 45 (UC 45-23, 2004)
 Most USF points 31 (USF 31-16, 2005)
 Combined points..... 68 (UC 45-23, 2004)
 Biggest UC win..... 22 (45-23, 2004)
 Biggest USF win 15 (31-16, 2005)
 Current streak.....Cincinnati—1

Game-by-Game Breakdown

Year	Site	Score	Winner
2003	Tampa	(2 OT) 24-17	USF
2004	Cincinnati	45-23	UC
2005	Tampa	31-16	USF
2006	Cincinnati	23-6	UC
2007	Tampa	38-33	UC

WEST VIRGINIA

Series Record..... West Virginia leads 14-1-1
 At Cincinnati..... West Virginia leads 7-0
 At West Virginia..... West Virginia leads 7-1-1
 At Neutral Sites —
 Most UC points..... 32 (WVU 35-32, 2002)
 Most WVU points..... 69 (WVU 69-3, 1989)
 Combined points..... 72 (WVU 69-3, 1989)
 Biggest UC win..... 2 (15-13, 2003)
 Biggest WVU win 66 (69-3, 1989)
 Current streak..... West Virginia—3

Game-by-Game Breakdown

Year	Site	Score	Winner
1921	Morgantown	50-0	WVU
1922	Cincinnati	34-0	WVU
1936	Cincinnati	40-6	WVU
1939	Cincinnati	7-0	WVU
1940	Morgantown	7-7	Tie
1969	Morgantown	57-11	WVU
1980	Morgantown	41-27	WVU
1987	Morgantown	45-17	WVU
1988	Cincinnati	51-13	WVU
1989	Morgantown	69-3	WVU
1990	Morgantown	28-20	WVU
2002	Cincinnati	35-32	WVU
2003	Morgantown	15-13	UC





2005	Cincinnati	38-0	WVU
2006	Morgantown	42-24	WVU
2007	Cincinnati	28-23	WVU

LOUISVILLE

Series Record.....	Cincinnati leads 25-21-1
At Cincinnati.....	Cincinnati leads 14-12
At Louisville	Cincinnati leads 11-9-1
At Neutral Sites	—
Most UC points	51 (UC 51-0, 1942)
Most UofL points	70 (UofL 70-7, 2004)
Combined points	83 (UofL 43-40, 2003)
Biggest UC win	51 (51-0, 1942)
Biggest UofL win	63 (70-7, 2004)
Current streak.....	Louisville—5

Game-by-Game Breakdown

Year	Site	Score	Winner
1929	Louisville	7-0	UC
1938	Cincinnati	19-9	UC
1940	Cincinnati	7-0	UC
1941	Cincinnati	28-7	UC
1942	Cincinnati	51-0	UC
1950	Cincinnati	28-20	UC
1951	Cincinnati	38-0	UC
1953	Louisville	41-0	UC
1966	Cincinnati	17-3	UC
1967	Louisville	13-7	UC
1968	Cincinnati	37-7	UC
1969	Louisville	31-21	UC
1970	Cincinnati	28-14	UofL
1971	Louisville	19-16	UC
1972	Cincinnati	38-13	UofL
1973	Louisville	10-8	UofL
1974	Cincinnati	7-6	UC
1975	Louisville	46-27	UC
1976	Cincinnati	20-6	UofL
1977	Louisville	17-17	Tie
1978	Cincinnati	28-14	UofL
1979	Louisville	22-19	UofL
1980	Louisville	20-0	UofL

1981	Cincinnati	24-0	UC
1982	Cincinnati	38-16	UC
1983	Louisville	31-23	UofL
1984	Cincinnati	40-21	UC
1985	Louisville	31-9	UC
1986	Cincinnati	24-17	UC
1987	Louisville	25-0	UC
1988	Cincinnati	21-6	UofL
1989	Louisville	37-17	UofL
1990	Cincinnati	41-16	UofL
1991	Louisville	30-7	UC
1992	Cincinnati	27-17	UofL
1996	Louisville	10-7	UC
1997	Cincinnati	28-9	UC
1998	Louisville	62-19	UofL
1999	Cincinnati	23-13	UofL
2000	Louisville	38-24	UofL
2001	Cincinnati	28-13	UofL
2002	Louisville	24-14	UC
2003	Cincinnati	43-40	UofL
2004	Louisville	70-7	UofL
2005	Cincinnati	46-22	UofL
2006	Louisville	23-17	UofL
2007	Cincinnati	28-24	UofL

PITTSBURGH

Series Record.....	Pittsburgh leads 7-0
At Cincinnati.....	Pittsburgh leads 2-0
At Pittsburgh.....	Pittsburgh leads 5-0
At Neutral Sites	—
Most UC points	20 (Pitt 38-20, 2005)
Most Pittsburgh points.....	38 (Pitt 38-20, 2005)
Combined points	58 (Pitt 38-20, 2005)
Biggest UC win	—
Biggest Pittsburgh win	37 (37-0, 1922)
Current streak.....	Pittsburgh—7

Game-by-Game Breakdown

Year	Site	Score	Winner
1921	Pittsburgh	21-14	Pitt
1922	Cincinnati	37-0	Pitt
1979	Pittsburgh	35-0	Pitt
1981	Pittsburgh	38-7	Pitt

2005	Pittsburgh	38-20	Pitt
2006	Cincinnati	33-15	Pitt
2007	Pittsburgh	24-17	Pitt

SYRACUSE

Series Record.....	Series tied 4-4
At Cincinnati.....	Cincinnati leads 2-1
At Syracuse.....	Syracuse 3-2
At Neutral Sites	—
Most UC points	52 (UC 52-31, 2007)
Most Syracuse points.....	63 (Syracuse 63-21, 1998)
Combined points	84 (Syracuse 63-21, 1998)
Biggest UC win	21 (52-31, 2007)
Biggest Syracuse win	42 (63-21, 1998)
Current streak.....	Cincinnati—3

Game-by-Game Breakdown

Year	Site	Score	Winner
1993	Syracuse	24-21	SU
1994	Cincinnati	34-19	SU
1998	Syracuse	63-21	SU
2000	Cincinnati	12-10	UC
2004	Syracuse	19-7	SU
2005	Syracuse	22-16	UC
2006	Cincinnati	17-3	UC
2007	Syracuse	52-31	UC

HAWAII'I

Series Record.....	Series tied 1-1
At Cincinnati.....	Cincinnati leads 1-0
At Syracuse.....	Hawai'i leads 1-0
At Neutral Sites	—
Most UC points	34 (UC 34-0, 2007)
Most Hawai'i points.....	20 (Hawai'i 20-19, 2002)
Combined points	39 (Hawai'i 20-19, 2002)
Biggest UC win	34 (34-0, 1951)
Biggest Hawai'i win	1 (20-19, 2002)
Current streak.....	Hawai'i—1

Game-by-Game Breakdown

Year	Site	Score	Winner
1951	Cincinnati	34-0	UC
2002	Hawai'i	20-19	UH

'08 opponent SCHEDULES

2008 ECU Schedule

Aug. 28.....	at Cincinnati
Sept. 6.....	Western Kentucky
Sept. 13.....	Morehead State
Sept. 20.....	at Tennessee State *
Sept. 27.....	Austin Peay *
Oct. 4.....	at Tennessee Tech *
Oct. 11.....	Jacksonville State *
Oct. 25.....	Eastern Illinois *
Nov. 1.....	at Southeast Missouri *
Nov. 15.....	Murray State *
Nov. 22.....	at Tennessee Martin *

2008 Marshall Schedule

Aug. 30.....	Illinois State
Sept. 6.....	at Wisconsin
Sept. 13.....	Memphis
Sept. 20.....	at Southern Miss *
Sept. 27.....	at West Virginia
Oct. 3.....	Cincinnati
Oct. 18.....	at UAB *
Oct. 28.....	Houston *
Nov. 8.....	at East Carolina *
Nov. 15.....	UCF *
Nov. 22.....	at Rice *
Nov. 29.....	Tulsa *

2008 Oklahoma Schedule

Aug. 30.....	Chattanooga
Sept. 6.....	Cincinnati
Sept. 13.....	at Washington
Sept. 27.....	TCU
Oct. 4.....	at Baylor *
Oct. 11.....	at Texas *
Oct. 18.....	Kansas *
Oct. 25.....	at Kansas State *
Nov. 1.....	Nebraska *
Nov. 8.....	at Texas A&M *
Nov. 22.....	Texas Tech *
Nov. 29.....	at Oklahoma State *

2008 Miami (OH) Schedule

Aug. 28.....	Vanderbilt
Sept. 6.....	at Michigan
Sept. 13.....	Charleston Southern
Sept. 20.....	at Cincinnati
Oct. 4.....	Temple *
Oct. 11.....	at Northern Illinois *
Oct. 18.....	at Bowling Green *
Oct. 25.....	Kent State *
Nov. 4.....	at Buffalo *
Nov. 11.....	Ball State *
Nov. 21.....	at Toledo *
Nov. 28.....	Ohio *

2008 Akron Schedule

Aug. 30.....	at Wisconsin
Sept. 6.....	at Syracuse
Sept. 13.....	Ball State *
Sept. 20.....	at Army
Sept. 27.....	Cincinnati
Oct. 4.....	at Kent State *
Oct. 11.....	Bowling Green *
Oct. 18.....	at Eastern Michigan *
Nov. 5.....	Toledo *
Nov. 13.....	Buffalo *
Nov. 22.....	at Ohio *
Nov. 28.....	at Temple *

2008 Rutgers Schedule

Aug. 30.....	Howard
Sept. 11.....	North Carolina
Sept. 20.....	at Navy
Sept. 27.....	Morgan State
Oct. 4.....	at West Virginia *
Oct. 11.....	at Cincinnati *
Oct. 18.....	Connecticut *
Oct. 25.....	at Pittsburgh *
Nov. 8.....	Syracuse *
Nov. 15.....	at USF *
Nov. 22.....	Army
Dec. 4.....	Louisville *

2008 Connecticut Schedule

Aug. 28.....	Hofstra
Sept. 6.....	at Temple
Sept. 13.....	Virginia
Sept. 19.....	Baylor
Sept. 26.....	at Louisville *
Oct. 4.....	at North Carolina
Oct. 18.....	at Rutgers *
Oct. 25.....	Cincinnati *
Nov. 1.....	West Virginia *
Nov. 15.....	at Syracuse *
Nov. 23.....	at USF *
Dec. 6.....	Pittsburgh *

2008 USF Schedule

Aug. 30.....	Tennessee-Martin
Sept. 5.....	at UCF
Sept. 13.....	Kansas
Sept. 20.....	at Florida International
Sept. 27.....	at NC State
Oct. 2.....	Pittsburgh *
Oct. 18.....	Syracuse *
Oct. 25.....	at Louisville *
Oct. 30.....	at Cincinnati *
Nov. 15.....	Rutgers *
Nov. 22.....	Connecticut *
Dec. 6.....	at West Virginia *

2008 Hawai'i Schedule

Aug. 30.....	at Florida
Sept. 6.....	Weber State
Sept. 13.....	at Oregon State
Sept. 27.....	San Jose State *
Oct. 4.....	at Fresno State *
Oct. 11.....	Louisiana Tech *
Oct. 17.....	at Boise State *
Oct. 25.....	Nevada *
Nov. 1.....	at Utah State *
Nov. 8.....	at New Mexico State *
Nov. 22.....	Idaho *
Nov. 29.....	Washington State
Dec. 6.....	Cincinnati

2008 Louisville Schedule

Aug. 31.....	Kentucky
Sept. 6.....	Tennessee Tech
Sept. 17.....	Kansas State
Sept. 27.....	Connecticut *
Oct. 10.....	at Memphis
Oct. 18.....	Middle Tennessee
Oct. 25.....	USF *
Nov. 1.....	at Syracuse *
Nov. 8.....	at Pittsburgh *
Nov. 14.....	Cincinnati *
Nov. 22.....	West Virginia *
Dec. 4.....	at Rutgers *

2008 Syracuse Schedule

Aug. 31.....	at Northwestern
Sept. 6.....	Akron
Sept. 13.....	Penn State
Sept. 20.....	Northeastern
Sept. 27.....	Pittsburgh *
Oct. 11.....	at West Virginia *
Oct. 18.....	at USF *
Nov. 1.....	Louisville *
Nov. 8.....	at Rutgers *
Nov. 15.....	Connecticut *
Nov. 22.....	at Notre Dame
Nov. 29.....	at Cincinnati *

2008 Pittsburgh Schedule

Aug. 30.....	Bowling Green
Sept. 6.....	Buffalo
Sept. 20.....	Iowa
Sept. 27.....	at Syracuse *
Oct. 2.....	at USF *
Oct. 18.....	at Navy
Oct. 25.....	Rutgers *
Nov. 1.....	at Notre Dame
Nov. 8.....	Louisville *
Nov. 22.....	at Cincinnati *
Nov. 28.....	West Virginia *
Dec. 6.....	at Connecticut *

2008 West Virginia Schedule

Aug. 30.....	Villanova
Sept. 6.....	at East Carolina
Sept. 18.....	at Colorado
Sept. 27.....	Marshall
Oct. 4.....	Rutgers *
Oct. 11.....	Syracuse *
Oct. 23.....	Auburn
Nov. 1.....	at Connecticut *
Nov. 9.....	Cincinnati *
Nov. 22.....	at Louisville *
Nov. 28.....	at Pittsburgh *
Dec. 6.....	USF *

* Conference game

sid DIRECTORY

MIAMI (OH)

Director: Mike Pearson
Office: (513) 529-4329
Mobile: (513) 330-6729
Email: pearsomg@muohio.edu
Fax: (513) 529-6729
Press Box: (513) 529-7261
Website: www.MURedHawks.com

AKRON

Director: Mike Cawood
Office: (330) 972-6292
Mobile: (330) 571-4145
Email: cawood@uakron.edu
Fax: (330) 374-8844
Press Box: (828) 798-1278
Website: www.GoZips.com

MARSHALL

Director: Randy Burnside
Office: (304) 696-4660
Mobile: (304) 208-0498
Email: burnsid2@marshall.edu
Fax: (304) 696-2325
Press Box: (304) 696-6666
Website: www.HerdZone.com

RUTGERS

Football Contact: Jason Baum
Office: (732) 445-7885
Mobile: (201) 966-6338
Email: jbaum@scarletknights.com
Fax: (732) 445-3063
Press Box: (732) 445-7028
Website: www.ScarletKnights.com

CONNECTICUT

Football Contact: Leigh Torbin
Office: (860) 486-3531
Mobile: (860) 617-5928
Email: leigh.torbin@uconn.edu
Fax: (860) 486-5085
Press Box: (860) 610-4778
Website: www.UConnHuskies.com

USF

Director: Chris Freet
Office: (813) 974-4086
Mobile: (405) 249-60756
Email: cfreet@admin.usf.edu
Fax: (813) 974-4028
Press Box: (813) 350-6225
Website: www.GoUSFBulls.com

WEST VIRGINIA

Director: Mike Montoro
Office: (304) 293-2821
Mobile: (304) 276-2605
Email: mike.montoro@mail.wvu.edu
Fax: (304) 293-4105
Press Box: (304) 293-3799
Website: www.MSNSportsNet.com

LOUISVILLE

Football Contact: Rocco Gasparro
Office: (502) 852-0102
Mobile: (502) 262-2258
Email: rocco.gasparro@louisville.edu
Fax: (502) 852-7401
Press Box: (502) 852-6703
Website: www.UofLSports.com

PITTSBURGH

Director: E.J. Borghetti
Office: (412) 648-8240
Mobile: (412) 491-5110
Email: eborghetti@athletics.pitt.edu
Fax: (412) 648-8248
Press Box: (412) 697-7198
Website: www.PittsburghPanthers.com

SYRACUSE

Director: Sue Cornelius Edson
Office: (315) 443-2608
Mobile: (315) 952-4787
Email: sedson@syr.edu
Fax: (315) 443-2076
Press Box: (315) 443-4241
Athletic Website: www.SUAthletics.com

HAWAII

Director: Derek Inouchi
Office: (808) 956-9748
Mobile: (808) 375-6819
Email: inouchi@hawaii.edu
Fax: (808) 956-4470
Press Box: (808) 486-1800
Website: www.HawaiiAthletics.com






BIG EAST composite SCHEDULE

Day	Date	Home Team	Away Team	Location	Time (ET)	Coverage
Thu	Aug 28	Cincinnati	Eastern Kentucky	Cincinnati, Ohio	TBA	
Thu	Aug 28	Connecticut	Hofstra	East Hartford, Conn.	TBA	
Sat	Aug 30	Pittsburgh	Bowling Green	Pittsburgh, Pa.	TBA	
Sat	Aug 30	Northwestern	Syracuse	Chicago, Ill.	TBA	
Sat	Aug 30	USF	Tennessee-Martin	Tampa, Fla.	TBA	
Sat	Aug 30	West Virginia	Villanova	Morgantown, W.Va.	TBA	
Sun	Aug 31	Louisville	Kentucky	Louisville, Ky.	3:30 p.m.	ESPN
Mon	Sep 01	Rutgers	Fresno State	New Brunswick, N.J.	4:30 p.m.	ESPN
Sat	Sep 06	Syracuse	Akron	Syracuse, N.Y.	TBA	
Sat	Sep 06	Pittsburgh	Buffalo	Pittsburgh, Pa.	TBA	
Sat	Sep 06	Louisville	Tennessee Tech	Louisville, Ky.	TBA	
Sat	Sep 06	Temple	Connecticut	Philadelphia, Pa.	12:00 p.m.	ESPNU
Sat	Sep 06	Oklahoma	Cincinnati	Norman, Okla.	3:30 p.m.	ABC
Sat	Sep 06	East Caro.	West Virginia	Greenville, N.C.	4:30 p.m.	ESPN
Sat	Sep 06	Central Fla.	USF	Orlando, Fla.	7:00 p.m.	ESPN2
Thu	Sep 11	Rutgers	North Carolina	New Brunswick, N.J.	7:30 p.m.	ESPN
Fri	Sep 12	USF	Kansas	Tampa, Fla.	8:00 p.m.	ESPN2
Sat	Sep 13	Syracuse	Penn State	Syracuse, N.Y.	3:00 p.m.	ABC
Sat	Sep 13	Connecticut	Virginia	East Hartford, Conn.	7:30 p.m.	ESPNU
Wed	Sep 17	Louisville	Kansas State	Louisville, Ky.	8:00 p.m.	ESPN2
Thu	Sep 18	Colorado	West Virginia	Boulder, Colo.	8:30 p.m.	ESPN
Fri	Sep 19	Connecticut	Baylor	East Hartford, Conn.	8:00 p.m.	ESPN2
Sat	Sep 20	Pittsburgh	Iowa	Pittsburgh, Pa.	TBA	
Sat	Sep 20	Cincinnati	Miami OH	Cincinnati, Ohio	TBA	
Sat	Sep 20	Syracuse	Northeastern	Syracuse, N.Y.	TBA	
Sat	Sep 20	Florida International	USF	Miami, Fla.	TBA	
Sat	Sep 20	Navy	Rutgers	Annapolis, Md.	3:30 p.m.	CBS CS
* Fri	Sep 26	Louisville	Connecticut	Louisville, Ky.	8:00 p.m.	ESPN2
Sat	Sep 27	Akron	Cincinnati	Akron, Ohio	TBA	
Sat	Sep 27	West Virginia	Marshall	Morgantown, W.Va.	TBA	
* Sat	Sep 27	Syracuse	Pittsburgh	Syracuse, N.Y.	TBA	
Sat	Sep 27	North Carolina State	USF	Raleigh, N.C.	TBA	
* Thu	Oct 02	USF	Pittsburgh	Tampa, Fla.	TBA	ESPN
Fri	Oct 03	Marshall	Cincinnati	Huntington, W.Va.	TBA	ESPN
Sat	Oct 04	North Carolina	Connecticut	Chapel Hill, N.C.	TBA	
* Sat	Oct 04	West Virginia	Rutgers	Morgantown, W.Va.	TBA	
Fri	Oct 10	Memphis	Louisville	Memphis, Tenn.	8:00 p.m.	ESPN
* Sat	Oct 11	Cincinnati	Rutgers	Cincinnati, Ohio	TBA	
* Sat	Oct 11	West Virginia	Syracuse	Morgantown, W.Va.	TBA	
* Sat	Oct 18	Rutgers	Connecticut	New Brunswick, N.J.	TBA	
Sat	Oct 18	Louisville	Middle Tennessee	Louisville, Ky.	TBA	
* Sat	Oct 18	USF	Syracuse	Tampa, Fla.	TBA	
Sat	Oct 18	Navy	Pittsburgh	Annapolis, Md.	3:30 p.m.	CBS CS
Thu	Oct 23	West Virginia	Auburn	Morgantown, W.Va.	TBA	ESPN
* Sat	Oct 25	Connecticut	Cincinnati	East Hartford, Conn.	TBA	
* Sat	Oct 25	Pittsburgh	Rutgers	Pittsburgh, Pa.	TBA	
* Sat	Oct 25	Louisville	USF	Louisville, Ky.	TBA	
* Thu	Oct 30	Cincinnati	USF	Cincinnati, Ohio	TBA	
* Sat	Nov 01	Syracuse	Louisville	Syracuse, N.Y.	TBA	
* Sat	Nov 01	Connecticut	West Virginia	East Hartford, Conn.	TBA	
Sat	Nov 01	Notre Dame	Pittsburgh	Notre Dame, Ind.	2:30 p.m.	NBC
* Sat	Nov 08	West Virginia	Cincinnati	Morgantown, W.Va.	TBA	
* Sat	Nov 08	Rutgers	Syracuse	New Brunswick, N.J.	TBA	
* Sat	Nov 08	Pittsburgh	Louisville	Pittsburgh, Pa.	TBA	
* Fri	Nov 14	Louisville	Cincinnati	Louisville, Ky.	8:00 p.m.	ESPN2
* Sat	Nov 15	Syracuse	Connecticut	Syracuse, N.Y.	TBA	
* Sat	Nov 15	USF	Rutgers	Tampa, Fla.	TBA	
Sat	Nov 22	Rutgers	Army	New Brunswick, N.J.	TBA	
* Sat	Nov 22	Louisville	West Virginia	Louisville, Ky.	TBA	
* Sat	Nov 22	Cincinnati	Pittsburgh	Cincinnati, Ohio	TBA	
Sat	Nov 22	Notre Dame	Syracuse	Notre Dame, Ind.	2:30 p.m.	NBC
* Sun	Nov 23	USF	Connecticut	Tampa, Fla.	8:00 p.m.	ESPN
* Fri	Nov 28	Pittsburgh	West Virginia	Pittsburgh, Pa.	12:00 p.m.	ABC
* Sat	Nov 29	Cincinnati	Syracuse	Cincinnati, Ohio	TBA	
* Thu	Dec 04	Rutgers	Louisville	New Brunswick, N.J.	7:30 p.m.	ESPN
* Sat	Dec 06	Connecticut	Pittsburgh	East Hartford, Conn.	TBA	ESPN/ESPN2
Sat	Dec 06	Hawai'i	Cincinnati	Honolulu, Hawai'i	TBA	
* Sat	Dec 06	West Virginia	USF	Morgantown, W.Va.	TBA	ESPN/ESPN2

* Conference Games



rushing RECORDS

YEAR-BY-YEAR LEADERS

Year	Player	Att.	Yards	TD
1946	Roger Stephens	96	768	8
1947	Roger Stephens	136	959	7
1948	Jim Dougherty	108	495	4
1949	Howie Bellamah	97	473	2
1950	Bob Stratton	93	539	5
1951	Bob Daugherty	96	528	10
1952	Joe Concilla	96	488	8
1953	Dick Goist	64	561	7
1954	Joe Miller	128	717	11
1955	Joe Miller	90	399	2
1956	Bob Del Rosa	57	242	3
1957	Barry Maroney	98	346	4
1958	Joe Morrison	99	467	5
1959	Ed Kovac	134	515	9
1960	Ed Banks	104	404	3
1961	Phil Goldner	70	277	1
1962	Royce Starks	91	408	4
1963	Brig Owens	121	556	6
1964	Al Nelson	201	973	13
1965	Bill Bailey	139	694	7
1966	Clem Turner	153	840	7
1967	Lloyd Pate	198	658	5
1968	Lloyd Pate	135	623	2
1969	Steve Cowan	165	676	2
1970	Steve Cowan	239	1,197	9
1971	Mel Riggins	131	663	2
1972	Reggie Harrison	173	844	6
1973	Reggie Harrison	211	883	11
1974	Santo Atkinson	196	708	2
1975	Jay Bonds	158	567	8
1976	Curtiss Williams	102	399	4
1977	Curtiss Williams	162	845	1
1978	Allen Harvin	233	1,283	6
1979	James Bettis	75	343	0
1980	James Bettis	212	1,106	2
1981	James Bettis	246	1,226	6
1982	Allen Harvin	191	1,161	5
1983	Reggie Taylor	158	784	2
1984	Reggie Taylor	198	1,021	8
1985	Reggie Taylor	264	1,112	3
1986	Reggie Taylor	256	1,325	11
1987	Al McKinney	208	950	5
1988	Al McKinney	168	829	1
1989	Terry Strong	105	411	2
1990	Terry Strong	172	803	5
1991	David Small	198	1,004	4
1992	David Small	209	780	10
1993	David Small	223	1,179	17
1994	Craedel Kimbrough	132	565	0
1995	Orlando Smith	126	471	4
1996	Daryl Royal	167	853	3
1997	Robert Cooper	137	611	4
1998	DeMarco McCleskey	162	861	11
1999	Robert Cooper	228	1,245	7
2000	Ray Jackson	201	808	6
2001	DeMarco McCleskey	179	765	7
2002	DeMarco McCleskey	315	1,361	15
2003	Richard Hall	185	777	8
2004	Richard Hall	210	1,012	6
2005	Bradley Glatthaar	139	620	7
2006	Greg Moore	162	709	4
2007	Butler Benton	100	499	2

GAME RECORDS

Rushing Attempts

1.	45	Steve Cowan vs. Ohio	1970
2.	41	DeMarco McCleskey vs. East Carolina	1998
3.	39	Lloyd Pate vs. Wichita State	1967
4.	37	Robert Cooper vs. Miami (OH)	1999
5.	36	Robert Cooper vs. Memphis	1999
	36	Daryl Royal vs. Miami (OH)	1996
	36	Reggie Taylor vs. Miami (OH)	1986
	36	David Small vs. Toledo	1993
9.	35	Reggie Harrison at Ohio	1973
	35	DeMarco McCleskey vs. Houston	1998

Rushing Yards

1.	306	Bob Hynes vs. Case Western Reserve	1923
2.	282	Daryl Royal vs. Miami (OH)	1996
3.	267	Clem Turner vs. Kansas State	1966
4.	266	Steve Cowan vs. Ohio	1970
5.	259	Reggie Taylor vs. Miami (OH)	1986
6.	238	Richard Hall vs. Miami (OH)	2004
7.	234	DeMarco McCleskey vs. East Carolina	1998
8.	233	David Small vs. Kent State	1992
9.	219	David Small vs. Middle Tennessee State	1991
10.	209	Robert Cooper vs. Miami (OH)	1999

Rushing Touchdowns

1.	6	Ike Stewart vs. Transylvania	1912
	6	Bob Heuck vs. Transylvania	1912
3.	4	DeMarco McCleskey vs. Arkansas State	1998
	4	DeMarco McCleskey vs. Houston	1998
	4	David Small vs. Houston	1993
	4	David Small vs. Kent State	1992
7.	3	Accomplished 14 times, most recently by Richard Hall vs. Miami (OH)	2004

Three Backs with 100+ Yards in a Game

1970	vs. Xavier	Albert Johnson	130
		Dick James	119
		Steve Cowan	105

Two Backs with 100+ Yards in a Game

2003	vs. East Carolina	Derrick Eddington	138
		Richard Hall	117
1991	at Kent State	Vince Powell	121
		David Small	118
1991	at Louisville	Vince Powell	140
		David Small	111
1985	at Louisville	Reggie Taylor	126
		Robert Williams	100
1977	vs. Tulsa	Gus Tucker	143
		Bob Massong	101
1966	vs. Kansas State	Clem Turner	267
		Tony Jackson	118
1964	vs. Tulsa	Brig Owens	163
		Al Nelson	106

SEASON RECORDS

Rushing Attempts


1.	315	DeMarco McCleskey	2002
2.	264	Reggie Taylor	1985
3.	256	Reggie Taylor	1986
4.	246	James Bettis	1981
5.	239	Steve Cowan	1970
6.	233	Allen Harvin	1978
7.	228	Robert Cooper	1999
8.	223	David Small	1993
9.	212	James Bettis	1980

Rushing Yards

1.	1,361	DeMarco McCleskey	2002
2.	1,325	Reggie Taylor	1986
3.	1,283	Allen Harvin	1978
4.	1,245	Robert Cooper	1999
5.	1,226	James Bettis	1981
6.	1,197	Steve Cowan	1970
7.	1,179	David Small	1993
8.	1,161	Allen Harvin	1982
9.	1,112	Reggie Taylor	1985
10.	1,106	James Bettis	1980

Rushing Average (Minimum 50 Attempts)

1.	8.77	Dick Goist	1953
2.	7.62	Joe Miller	1953
3.	7.54	Jim Niemann	1954
4.	7.05	Roger Stephens	1947
5.	6.34	Dolph Banks	1965
6.	6.09	Leonard Cry	1987
7.	6.08	Allen Harvin	1982
8.	6.07	Dick Goist	1954
9.	6.00	Jack Gordon	1951
10.	5.82	Dom Del Bene	1951



DeMarco McCleskey

Rushing Touchdowns

1.	17	David Small	1993
2.	15	DeMarco McCleskey	2002
3.	13	Al Nelson	1964
4.	11	DeMarco McCleskey	1998
	11	Reggie Taylor	1986
	11	Reggie Harrison	1972
	11	Joe Miller	1954
	11	Tony Kapetanias	1979
9.	10	David Small	1992
	10	Bob Dougherty	1951

100-Yard Games

1.	8	Reggie Taylor	1986
2.	7	James Bettis	1981
	7	Allen Harvin	1978
4.	6	DeMarco McCleskey	2002
	6	David Small	1991
	6	David Small	1993
	6	Reggie Taylor	1985
	6	James Bettis	1980

Consecutive 100-Yard Games

1.	5	Allen Harvin	1978
	5	James Bettis	1980
	5	Reggie Taylor	1986
	5	David Small	1993
5.	4	Al Nelson	1964
	4	Curtis Williams	1977
	4	James Bettis	1981
	4	Terry Strong	1990
	4	David Small	1991
	4	DeMarco McCleskey	1998



Allen Harvin

CAREER RECORDS**Rushing Attempts**

1.	876	Reggie Taylor	1983-86
2.	777	DeMarco McCleskey	1998, 2000-02
3.	630	David Small	1991-93
4.	593	Allen Harvin	1978-82
5.	561	Robert Cooper	1996-99
6.	533	James Bettis	1978-81
7.	495	Al Johnson	1969-71
8.	484	Reggie Harrison	1971-73
9.	480	Al McKinney	1985-89
10.	454	Richard Hall	2002-04

Rushing Yards

1.	4,242	Reggie Taylor	1983-86
2.	3,487	DeMarco McCleskey	1998, 2000-02
3.	2,998	Allen Harvin	1978-82
4.	2,963	David Small	1991-93
5.	2,786	Robert Cooper	1996-99
6.	2,498	James Bettis	1978-81
7.	2,223	Al McKinney	1985-88
8.	2,197	Reggie Harrison	1971-73
9.	2,053	Richard Hall	2002-04
10.	2,033	Steve Cowan	1969-71

Rushing Average (Min. 150 Attempts)


1.	6.65	Roger Stephens	1946-48
2.	6.07	Dom Del Bene	1951-53
3.	5.72	Joe Miller	1953-55
4.	5.52	Bill Bailey	1963-65
5.	5.25	Jim Niemann	1954-56
6.	5.07	Joe Concilla	1951-53
7.	5.06	Allen Harvin	1978-82
8.	5.04	Daryl Royal	1994-97
9.	5.02	James Bettis	1978-81
10.	4.99	Howard Bellamah	1948-49

Rushing Touchdowns

1.	37	DeMarco McCleskey	1998, 2000-02
2.	31	David Small	1991-93
3.	25	Reggie Harrison	1971-73
4.	24	Reggie Taylor	1983-86
5.	22	Bob Heuck	1910-12
6.	21	Joe Concilla	1951-53
	21	Bradley Gathhaar	2004-07
8.	19	Tony Kapetanias	1977-79
9.	18	Al Johnson	1969-71

100-Yard Games

1.	21	Reggie Taylor	1983-86
2.	14	DeMarco McCleskey	1998, 2000-02
	14	David Small	1991-93
4.	13	James Bettis	1978-81
5.	12	Allen Harvin	1978-82
6.	9	Robert Cooper	1996-99
	9	Al McKinney	1985-88
8.	7	Steve Cowan	1970-72
	7	Reggie Harrison	1971-73
	7	Al Nelson	1962-64



Reggie Taylor

200-Yard Games


1.	4	David Small	1991-93
2.	2	Robert Cooper	1999
3.	1	Bill Bailey	1965
	1	Clem Turner	1966
	1	Steve Cowan	1970
	1	James Bettis	1981
	1	Reggie Taylor	1986
	1	Daryl Royal	1996
	1	DeMarco McCleskey	1998
	1	Richard Hall	2004

300-Yard Games

1.	1	Bob Hynes	1923
----	---	-----------------	------

LONGEST RUSH FROM SCRIMMAGE

1.	91	Joe Miller vs. Xavier (TD)	1953
2.	80	Allen Harvin vs. Miami (OH)	1982
	80	Art Bailey vs. Southern Miss (TD)	1977
	80	Bill Bailey vs. Kansas State (TD)	1965
	80	Dick Goist vs. William & Mary (TD)	1953
6.	79	Reggie Harrison vs. Louisville (TD)	1972
	79	Richard Hall vs. Miami (OH)	2004
8.	78	Reggie Harrison vs. Ohio (TD)	1971



Robert Cooper

100-yard RUSHING GAMES

SEASON OUTLOOK

BIOGRAPHIES

COACHES & STAFF

ADMINISTRATION

SEASON REVIEW

BIG EAST

2008 OPPONENTS

RECORDS & HISTORY

MEDIA INFORMATION

158

Yds	Name	Opponent	Date
1. 306	Bob Hynes	vs. Case Western-Rsrv.	Nov. 17, 1923
2. 282	Daryl Royal	vs. Miami (OH)	Sept. 28, 1996
3. 267	Clem Turner	vs. Kansas State	Oct. 22, 1966
4. 266	Steve Cowan	vs. Ohio	Oct. 17, 1970
5. 259	Reggie Taylor	vs. Miami (OH)	Sept. 6, 1986
6. 238	Richard Hall	vs. Miami (OH)	Sept. 11, 2004
7. 234	DeMarco McCleskey	vs. East Carolina	Nov. 5, 1998
8. 233	David Small	vs. Kent State	Oct. 3, 1992
9. 219	David Small	vs. Middle Tennessee St.	Nov. 9, 1991
10. 209	Robert Cooper	vs. Miami (OH)	Oct. 30, 1999
11. 206	David Small	vs. East Carolina	Nov. 20, 1993
12. 204	Robert Cooper	vs. Memphis	Nov. 29, 1999
13. 203	James Bettis	vs. Richmond	Oct. 10, 1981
203	David Small	at Houston	Nov. 13, 1993
203	Bill Bailey	vs. North Texas State	Oct. 30, 1965
16. 197	David Small	at Toledo	Oct. 23, 1993
17. 191	Robert Cooper	at UAB	Nov. 16, 1996
18. 188	Curtis Williams	vs. Southern Miss.	Oct. 1, 1977
19. 187	Carl Jones	vs. Rhode Island	Nov. 8, 2003
20. 186	Allen Harvin	vs. Miami (OH)	Nov. 20, 1982
21. 185	Howie Bellamah	vs. Miami (OH)	Nov. 24, 1949
22. 183	Craedel Kimbrough	vs. Kentucky	Nov. 14, 1992
23. 182	Allen Harvin	vs. Louisiana-Monroe	Nov. 4, 1978
24. 181	James Bettis	vs. Memphis	Nov. 1, 1980
25. 180	Reggie Taylor	vs. Louisville	Oct. 27, 1984
26. 179	DeMarco McCleskey	vs. Houston	Nov. 14, 1998
27. 177	Albert Johnson	at North Texas State	Nov. 7, 1970
28. 176	Clem Turner	at Memphis	Nov. 19, 1966
29. 174	Robert Cooper	vs. UAB	Oct. 16, 1999
174	Reggie Taylor	vs. Cornell	Oct. 1, 1983
31. 170	Allen Harvin	vs. Long Beach State	Oct. 9, 1982
32. 167	James Bettis	at Ohio	Oct. 3, 1981
33. 165	Reggie Taylor	vs. Temple	Oct. 5, 1985
165	Reggie Harrison	vs. Louisville	Oct. 28, 1972
165	Dom Del Bene	vs. Miami (OH)	Nov. 24, 1951
36. 164	DeMarco McCleskey	at Arkansas State	Nov. 21, 1998
37. 163	Brig Owens	vs. Tulsa	Oct. 24, 1964
38. 162	Tom McKeever	vs. Xavier	Nov. 18, 1950
39. 161	Robert Cooper	vs. Indiana	Sept. 26, 1998
161	Richard Hall	at Miami (OH)	Sept. 27, 2003
161	Paul Blackwood	vs. Tulsa	Nov. 19, 1994
42. 158	Allen Harvin	vs. Youngstown State	Sept. 25, 1982
43. 155	Steve Cowan	vs. Louisville	Nov. 14, 1970
155	Don Jansen	vs. Hardin-Simmons	Sept. 24, 1949
45. 153	Reggie Taylor	at Auburn	Nov. 8, 1986
153	Chad Plummer	vs. Tulsa	Aug. 29, 1997
153	Allen Harvin	at Memphis	Nov. 25, 1978
48. 151	Steve Cowan	vs. William & Mary	Sept. 20, 1969
151	Reggie Taylor	at Wichita State	Oct. 25, 1986
50. 150	Lloyd Pate	at Wichita State	Oct. 19, 1968
150	Lloyd Pate	vs. Wichita State	Oct. 7, 1967
150	James Bettis	vs. Youngstown State	Sept. 5, 1981
150	James Bettis	vs. Wichita State	Sept. 27, 1980
54. 149	Reggie Harrison	at Wichita State	Oct. 14, 1972
149	Craedel Kimbrough	vs. Vanderbilt	Oct. 8, 1994
56. 148	Reggie Taylor	vs. Indiana State	Nov. 1, 1986
148	James Bettis	vs. Rutgers	Sept. 26, 1981
58. 147	Allen Harvin	at Louisiana-Lafayette	Oct. 28, 1978
59. 145	Reggie Taylor	vs. Austin Peay	Sept. 7, 1985
145	Reggie Taylor	vs. Miami (FL)	Oct. 13, 1984
145	Mel Riggins	vs. Xavier	Oct. 9, 1971
62. 144	Reggie Taylor	at Louisville	Sept. 12, 1987
144	Al Nelson	at Houston	Nov. 28, 1964
64. 143	Robert Cooper	vs. Wisconsin	Sept. 18, 1999
143	Richard Hall	vs. TCU	Oct. 30, 2004
143	Gus Tucker	vs. Tulsa	Oct. 22, 1977
143	David Small	vs. Ball State	Oct. 16, 1993
143	Curtis Williams	at Florida State	Oct. 8, 1977
69. 142	Harry Andreadis	vs. Virginia Military	Sept. 15, 1951
142	Al McKinney	at Virginia Tech	Nov. 21, 1987
71. 141	Joe Miller	vs. Xavier	Oct. 17, 1953
72. 140	Vince Powell	at Louisville	Oct. 5, 1991
140	Reggie Harrison	vs. Ohio	Nov. 13, 1971
140	Ray Jackson	vs. Houston	Oct. 7, 2000
75. 139	DeMarco McCleskey	vs. Tulane	Oct. 6, 2001
76. 138	Steve Cowan	at Wichita State	Oct. 24, 1970
138	Derrick Eddington	vs. East Carolina	Sept. 1, 2003
78. 137	Ray Jackson	at Tulane	Sept. 30, 2000
79. 136	Mike Smith	at Louisville	Sept. 27, 1975
80. 135	Reggie Harrison	vs. Wichita State	Oct. 20, 1973
81. 134	James Bettis	vs. Temple	Oct. 17, 1981
134	Al Nelson	vs. Miami (OH)	Nov. 21, 1964
83. 133	Clem Turner	at Wichita State	Oct. 1, 1966
133	Chad Plummer	vs. Southern Miss.	Nov. 1, 1997
85. 132	Brig Owens	vs. Detroit	Oct. 19, 1963
132	Allen Harvin	at Memphis	Oct. 16, 1982
132	Allen Harvin	vs. Ohio	Nov. 11, 1978
132	Al McKinney	vs. Tennessee Tech	Oct. 31, 1987
89. 131	James Bettis	at Richmond	Oct. 25, 1980
131	David Small	vs. East Carolina	Nov. 23, 1991
131	Curtis Williams	at Louisville	Sept. 17, 1977
131	Bob Stratton	at Western Michigan	Oct. 21, 1950
131	Bill Bailey	vs. Kansas State	Nov. 6, 1965
94. 130	Reggie Taylor	vs. Miami (FL)	Oct. 19, 1986
130	Albert Johnson	vs. Xavier	Oct. 10, 1970
96. 129	Robert Cooper	at Tulane	Sept. 6, 1997
97. 128	Reggie Taylor	vs. Rutgers	Nov. 5, 1983
128	Ray Jackson	vs. Army	Sept. 4, 2000
128	Allen Harvin	at Miami (OH)	Nov. 18, 1978
100. 127	Butler Benton	at East Carolina	Sept. 25, 2004
101. 126	Reggie Taylor	at Virginia Tech	Sept. 13, 1986
126	Reggie Taylor	at Louisville	Oct. 19, 1985
126	Allen Harvin	vs. Morgan State	Nov. 13, 1982
126	Al McKinney	vs. Miami (OH)	Sept. 26, 1987
105. 125	Reggie Taylor	vs. Penn State	Nov. 9, 1985
125	Allen Harvin	at Temple	Oct. 14, 1978
107. 124	DeMarco McCleskey	vs. Miami (OH)	Oct. 24, 1998
124	Bert Johnson	vs. Kent State	Sept. 18, 1971
109. 123	Terry Strong	vs. Louisville	Nov. 3, 1990
123	Richard Hall	vs. Army	Oct. 25, 2003
123	John Ziegler	at Tulane	Sept. 11, 1976
123	Bradley Glatthaar	vs. Connecticut	Oct. 15, 2005
113. 122	Reggie Harrison	at Ohio	Nov. 10, 1973
122	James Bettis	at Temple	Oct. 18, 1980
122	Al McKinney	vs. Indiana State	Nov. 12, 1988
116. 121	Vince Powell	at Kent State	Oct. 12, 1991
121	Reggie Taylor	vs. Virginia Tech	Aug. 31, 1985
121	Reggie Taylor	vs. Youngstown State	Sept. 15, 1984
121	David Small	at Virginia Tech	Oct. 19, 1991
121	Al McKinney	vs. Austin Peay	Nov. 14, 1987
121. 120	Tom Liggins	vs. La.-Lafayette	Oct. 25, 1975
120	Reggie Taylor	at Rutgers	Sept. 29, 1984
120	Orlando Smith	vs. East Carolina	Oct. 7, 1995
120	DeMarco McCleskey	at Memphis	Nov. 24, 2001
125. 119	Greg Moore	vs. Miami (OH)	Sept. 30, 2006
119	Dick James	vs. Xavier	Oct. 10, 1970
127. 118	Tony Jackson	vs. Kansas State	Oct. 22, 1966
118	Steve Cowan	at Tulsa	Oct. 25, 1969
118	DeMarco McCleskey	vs. West Virginia	Sept. 14, 2002
118	David Small	at Kent State	Oct. 12, 1991
131. 117	Richard Hall	vs. East Carolina	Sept. 1, 2003
117	Reggie Taylor	vs. Alabama	Nov. 17, 1984
117	Joe Miller	vs. Miami (OH)	Nov. 26, 1953
117	Dick Pardini	vs. Tulsa	Oct. 2, 1954
117	Daryl Royal	vs. Memphis	Oct. 4, 1997
117	Al Nelson	at Detroit	Nov. 9, 1962
137. 116	Dom Del Bene	vs. Virginia Military	Nov. 14, 1953
116	Dick Goist	vs. Case Western-Rsrv.	Oct. 24, 1953
116	David Small	vs. Southern Miss.	Oct. 26, 1991
116	Craedel Kimbrough	at Miami (OH)	Sept. 17, 1994
116	Al McKinney	vs. West Virginia	Nov. 5, 1988
142. 115	Joe Miller	vs. Hardin-Simmons	Oct. 16, 1954
143. 114	Richard Hall	vs. Southern Miss.	Oct. 4, 2003
114	George Ruth	vs. Hardin-Simmons	Nov. 12, 1955
114	Barry Maroney	at Indiana	Nov. 9, 1957
114	Al Nelson	at Wichita State	Nov. 14, 1964
147. 113	Leonard Cry	at Indiana State	Nov. 6, 1987
113	Howie Bellamah	at Ohio	Nov. 5, 1949
113	Curtis Williams	at Ohio	Nov. 15, 1975
150. 112	Lloyd Pate	vs. North Texas State	Oct. 28, 1967
112	David Small	at Tulsa	Oct. 2, 1993
112	Al Nelson	vs. Xavier	Oct. 10, 1964
153. 111	Terry Strong	at Tulane	Oct. 27, 1990
111	DeMarco McCleskey	vs. Miami (OH)	Oct. 5, 2002
111	David Small	at Louisville	Oct. 5, 1991
111	Daryl Royal	vs. Boston College	Oct. 12, 1996
111	Curtis Williams	vs. La.-Monroe	Sept. 24, 1977
111	Al Nelson	at North Texas State	Nov. 7, 1964
159. 110	Bill Bailey	vs. South Dakota	Nov. 13, 1965
160. 109	Reggie Harrison	at Colorado	Sept. 16, 1972
109	James Bettis	at Penn State	Sept. 12, 1981
162. 108	Walt Gordon	vs. Wichita State	Sept. 27, 1958
108	Joe Miller	vs. Marquette	Oct. 15, 1955
108	James Bettis	vs. Louisville	Nov. 14, 1981
108	Chad Plummer	vs. La.-Monroe	Nov. 23, 1996
108	Allen Harvin	at Richmond	Sept. 30, 1978
167. 107	Tom Liggins	at Tulsa	Oct. 11, 1975
107	Orlando Smith	vs. Memphis	Oct. 21, 1995
107	David Small	vs. Memphis	Oct. 30, 1993
107	Bradley Glatthaar	vs. Western Carolina	Sept. 17, 2005
171. 106	Jim Dougherty	vs. Case Western-Rsrv.	Nov. 13, 1948
106	James Bettis	at South Carolina	Oct. 11, 1980
106	Al Nelson	vs. Tulsa	Oct. 24, 1964
174. 105	Steve Cowan	vs. Xavier	Oct. 10, 1970
105	Reggie Taylor	vs. Kentucky	Sept. 27, 1986
105	Daryl Royal	at Memphis	Oct. 5, 1996
177. 104	Santo Atkins	at Wichita State	Oct. 19, 1974
104	Reggie Taylor	at East Carolina	Nov. 15, 1986
104	Ray Jackson	at Indiana	Sept. 23, 2000
104	Dick James	vs. Dayton	Sept. 19, 1970
104	Al McKinney	vs. Miami (OH)	Sept. 24, 1988
182. 103	Terry Strong	at Florida State	Nov. 10, 1990
103	Terry Strong	vs. Miami (OH)	Sept. 22, 1990
103	James Bettis	at Louisville	Nov. 8, 1980
103	Jack Gordon	vs. Detroit	Nov. 3, 1956
103	David Small	at East Carolina	Oct. 17, 1992
187. 102	Terry Strong	at Alabama	Nov. 17, 1990
102	Steve Cowan	vs. Miami (OH)	Nov. 21, 1970
102	Reggie Taylor	vs. Boston College	Oct. 26, 1985
102	Orlando Smith	vs. Southern Miss.	Oct. 14, 1995
102	Freddie Smith	vs. Troy State	Nov. 5, 1994
102	Al McKinney	vs. Austin Peay	Sept. 17, 1988
193. 101	Ernie Lewis	vs. Boston College	Nov. 4, 1967
101	DeMarco McCleskey	vs. Connecticut	Nov. 3, 2001
101	Bob Massong	vs. Tulsa	Oct. 22, 1977
101	Butler Benton	vs. SE Missouri State	Aug. 30, 2007
197. 100	Robert Williams	at Louisville	Oct. 19, 1985
100	Robert Cooper	at Ohio State	Sept. 25, 1999
100	Reggie Harrison	at North Texas State	Nov. 4, 1972
100	Mel Riggins	vs. Wichita State	Oct. 16, 1971
100	Lloyd Pate	vs. Dayton	Sept. 23, 1967
100	Joe Miller	at Marquette	Oct. 9, 1954
100	Dolph Banks	vs. Xavier	Oct. 9, 1965
100	DeMarco McCleskey	at Houston	Oct. 20, 2001

passing RECORDS

YEAR-BY-YEAR LEADERS

Year	Player	Att	Cmp	Int	Pct.	Yards	TD
1947	Tom O'Malley	81	40	—	.494	634	7
1948	Tom O'Malley	147	71	11	.483	899	7
1949	Tom O'Malley	225	108	15	.480	1,617	16
1950	Gene Rossi	149	68	11	.456	1,000	14
1951	Gene Rossi	173	89	15	.514	1,444	11
1952	Gene Rossi	170	100	8	.588	1,559	12
1953	Mike Murphy	70	44	3	.629	809	7
1954	Mike Murphy	101	51	3	.505	764	4
1955	Mike Murphy	66	30	9	.455	450	1
1956	Joe Morrison	78	29	5	.372	438	4
1957	Jack Lee	52	25	8	.481	328	1
1958	Jack Lee	130	71	11	.546	951	5
1959	Jack Lee	232	132	6	.569	1,535	7
1960	Larry Harp	116	39	8	.336	581	1
1961	Larry Harp	107	40	7	.373	426	1
1962	Bruce Vogelgesang	93	41	5	.441	424	2
1963	Brig Owens	124	67	6	.540	974	7
1964	Brig Owens	111	54	9	.486	790	6
1965	Mike Flaherty	41	20	7	.488	304	4
1966	Tony Jackson	127	63	3	.496	702	1
1967	Greg Cook	179	81	14	.453	1,221	7
1968	Greg Cook	411	219	17	.533	3,272	25
1969	Albert Johnson	123	50	3	.407	937	8
1970	Albert Johnson	130	39	10	.306	516	1
1971	Albert Johnson	101	30	7	.297	434	2
1972	Mike Shoemaker	175	70	14	.400	787	5
1973	Mike Campbell	83	41	4	.494	538	1
1974	Henry Miller	140	61	11	.436	796	6
1975	Henry Miller	150	73	8	.487	886	3
1976	Art Bailey	77	36	8	.467	491	5
1977	Art Bailey	77	33	11	.428	524	4
1978	Tim Morris	139	64	8	.460	839	8
1979	Tony Kapetanis	224	99	13	.441	1,414	3
1980	Danny Barrett	130	73	13	.562	888	3
1981	Danny Barrett	177	92	9	.520	1,186	5
1982	Danny Barrett	324	179	12	.552	2,222	17
1983	Troy Bodine	209	127	8	.608	1,643	13
1984	Troy Bodine	350	171	20	.489	2,056	15
1985	Danny McCoin	201	115	5	.572	1,576	12
1986	Danny McCoin	369	237	11	.642	2,831	13
1987	Danny McCoin	268	158	8	.590	2,013	13
1988	Glenn Farkas	204	114	7	.559	1,279	8
1989	Paul Anderson	163	84	12	.515	982	4
1990	Lance Harp	238	123	14	.517	1,453	8
1991	Lance Harp	204	107	10	.525	1,443	7
1992	Lance Harp	292	151	16	.517	1,785	7
1993	Lance Harp	292	139	7	.476	1,575	9
1994	Eric Vibberts	182	114	8	.626	1,335	6
1995	Eric Vibberts	264	136	19	.515	1,851	10
1996	Chad Plummer	198	102	8	.515	1,335	7
1997	Chad Plummer	190	87	10	.458	1,178	6
1998	Deontey Kenner	270	148	13	.548	2,047	6
1999	Deontey Kenner	379	208	15	.549	2,430	14
2000	Deontey Kenner	265	137	7	.517	1,717	10
2001	Gino Guidugli	317	185	9	.584	2,573	16
2002	Gino Guidugli	472	258	21	.547	3,543	22
2003	Gino Guidugli	425	227	10	.534	2,704	14
2004	Gino Guidugli	342	210	8	.614	2,633	26
2005	Dustin Grutza	300	168	11	.560	1,799	11
2006	Dustin Grutza	225	137	13	.609	1,632	9
2007	Ben Mauk	386	235	9	.609	3,121	31

GAME

Passing Attempts

1.	59	Deontey Kenner vs. Southern Miss.....	1999
2.	56	Greg Cook vs. Ohio	1968
3.	52	Ben Mauk vs. Southern Miss.	2007
	52	Gino Guidugli vs. UAB	2004
	52	Gino Guidugli vs. Ohio State.....	2002
	52	Deontey Kenner vs. Ohio State.....	1999
	52	Greg Cook vs. Miami (OH)	1968
8.	50	Deontey Kenner vs. Troy State.....	1999
	50	Greg Cook vs. North Texas State	1968
10.	49	Greg Cook at Houston	1968
	49	Troy Bodine vs. Akron.....	1984

Passing Completions

1.	35	Deontey Kenner vs. Southern Miss.....	1999
	35	Greg Cook vs. Ohio	1968
3.	31	Gino Guidugli vs. Army	2001
	31	Greg Cook vs. Miami (OH)	1968
5.	30	Ben Mauk vs. Southern Miss.	2007
	30	Gino Guidugli vs. USF.....	2004
	30	Danny McCoin vs. Virginia Tech	1986
8.	29	Danny McCoin at Rutgers.....	1986
	29	Deontey Kenner at Ohio State.....	1999
	29	Gino Guidugli vs. Toledo.....	2001
	29	Gino Guidugli vs. Temple.....	2003
	29	Gino Guidugli vs. UAB	2004

Passing Yards

1.	554	Greg Cook vs. Ohio	1968
2.	431	Ben Mauk vs. Syracuse.....	2007
3.	407	Deontey Kenner vs. Southern Miss.....	1999
	407	Greg Cook vs. Miami (OH)	1968
5.	399	Danny McCoin vs. Miami (OH).....	1987
6.	396	Greg Cook vs. Louisville.....	1968
7.	377	Gino Guidugli vs. USF.....	2004
8.	373	Troy Bodine vs. Akron.....	1984
9.	353	Gino Guidugli vs. Miami (OH).....	2002
10.	352	Greg Cook vs. Houston	1968

Greg Cook



Passing Touchdowns

1.	5	Gino Guidugli vs. Southern Miss.	2004
2.	4	Gene Rossi vs. Xavier.....	1950
	4	Gene Rossi vs. Tulsa.....	1951
	4	Greg Cook at North Texas State	1968
	4	Greg Cook vs. Ohio	1968
	4	Tim Morris at Louisiana-Lafayette	1978
	4	Danny Barrett vs. Louisville.....	1982
	4	Troy Bodine vs. Akron.....	1984
	4	Danny McCoin at East Carolina.....	1987
	4	Gino Guidugli vs. Tulane.....	2001
	4	Gino Guidugli vs. East Carolina.....	2002
	4	Gino Guidugli at Army	2004
	4	Ben Mauk vs. San Diego State.....	2007
	4	Ben Mauk vs. Syracuse.....	2007
	4	Ben Mauk vs. Southern Miss.	2007

Pass Interceptions

1.	6	Mike Shoemaker vs. Xavier	1972
2.	5	Paul Anderson at West Virginia	1990
	5	Eric Vibberts vs. Toledo.....	1995
	5	Gino Guidugli vs. North Texas State.....	2002
	5	Dustin Grutza at Miami (OH).....	2005

Ben Mauk



passing RECORDS

SEASON

Passing Attempts

1.	472	Gino Guidugli.....	2002
2.	425	Gino Guidugli.....	2003
3.	411	Greg Cook	1968
4.	386	Ben Mauk	2007
5.	379	Deontey Kenner.....	1999
6.	369	Danny McCoin.....	1986
7.	350	Troy Bodine.....	1984
8.	342	Gino Guidugli.....	2004
9.	324	Danny Barrett	1982
10.	317	Gino Guidugli.....	2001

Passing Completions

1.	258	Gino Guidugli.....	2002
2.	237	Danny McCoin.....	1986
3.	235	Ben Mauk	2007
4.	227	Gino Guidugli.....	2003
5.	219	Greg Cook	1968
6.	210	Gino Guidugli.....	2004
7.	208	Deontey Kenner.....	1999
8.	185	Gino Guidugli.....	2001
9.	179	Danny Barrett	1982
10.	171	Troy Bodine.....	1984

Passing Yards

1.	3,543	Gino Guidugli.....	2002
2.	3,272	Greg Cook	1968
3.	3,121	Ben Mauk	2007
4.	2,831	Danny McCoin.....	1986
5.	2,704	Gino Guidugli.....	2003
6.	2,633	Gino Guidugli.....	2004
7.	2,573	Gino Guidugli.....	2001
8.	2,430	Deontey Kenner.....	1999
9.	2,222	Danny Barrett	1982
10.	2,056	Troy Bodine.....	1984

Passing Completion Percentage (Min. 100 Att.)

1.	.642	Danny McCoin.....	1986
2.	.626	Eric Vibberts.....	1994
3.	.614	Gino Guidugli.....	2004
4.	.609	Dustin Grutza.....	2006
	.609	Ben Mauk	2007
6.	.608	Troy Bodine.....	1983
7.	.593	Nick Davila.....	2006
8.	.590	Danny McCoin.....	1987
9.	.588	Gene Rossi	1952
10.	.584	Gino Guidugli.....	2001



Danny McCoin

Gino Guidugli



Passing Yards per Completion (Min. 50 Completions)

1.	18.74	Albert Johnson	1969
2.	16.22	Gene Rossi	1951
3.	15.59	Gene Rossi	1952
4.	15.07	Greg Cook	1967
5.	14.98	Mike Murphy	1954
6.	14.97	Tom O'Malley.....	1949
7.	14.94	Greg Cook	1968
8.	14.71	Gene Rossi	1950
9.	14.54	Brig Owens	1963
10.	14.28	Tony Kapetanias	1979

Passing Efficiency (Min. 100 Attempts)

1.	151.85	Nick Davila.....	2006
2.	150.64	Ben Mauk	2007
3.	149.74	Gene Rossi	1952
4.	146.48	Gino Guidugli.....	2004
5.	139.67	Troy Bodine.....	1983
6.	137.80	Danny McCoin.....	1985
7.	137.52	Gino Guidugli.....	2001
8.	134.34	Danny McCoin.....	1986
9.	132.09	Danny McCoin.....	1987
10.	131.96	Greg Cook	1968

Passing Touchdowns

1.	31	Ben Mauk	2007
2.	26	Gino Guidugli.....	2004
3.	25	Greg Cook	1968
4.	22	Gino Guidugli.....	2002
5.	17	Danny Barrett	1982
6.	16	Gino Guidugli.....	2001
	16	Tom O'Malley.....	1949
8.	15	Troy Bodine.....	1984
9.	14	Deontey Kenner.....	1999
	14	Gene Rossi	1950
	14	Gino Guidugli.....	2003


Pass Interceptions

1.	21	Gino Guidugli.....	2002
2.	20	Troy Bodine.....	1984
3.	19	Eric Vibberts.....	1995
4.	17	Greg Cook	1968
5.	16	Lance Harp.....	1992
6.	15	Deontey Kenner.....	1999
	15	Tom O'Malley.....	1949
	15	Gene Rossi	1951
9.	14	Paul Anderson	1991
	14	Mike Shoemaker	1972
	14	Greg Cook	1967

Passing Touchdown-Interception Margin

1.	+22	Ben Mauk	2007
2.	+18	Gino Guidugli.....	2004
3.	+8	Greg Cook	1968
4.	+7	Danny McCoin.....	1985
	+7	Gino Guidugli.....	2001
	+7	Danny McCoin.....	1985
7.	+5	Albert Johnson	1969
	+5	Danny Barrett	1982
	+5	Troy Bodine.....	1983
	+5	Danny McCoin.....	1987
	+5	Gino Guidugli.....	2002
	+5	Nick Davila.....	2006

Albert Johnson



CAREER**Passing Attempts**

1.	1,556	Gino Guidugli.....	2001-04
2.	922	Deontey Kenner.....	1997-2000
3.	899	Danny McCoin.....	1984-87
4.	788	Lance Harp.....	1991-93
5.	658	Danny Barrett.....	1980-82
6.	655	Greg Cook.....	1966-68
7.	580	Dustin Grutza.....	2005-07
8.	559	Troy Bodine.....	1983-84
9.	492	Gene Rossi.....	1949-52
10.	484	Henry Miller.....	1973-76

Passing Completions

1.	880	Gino Guidugli.....	2001-04
2.	544	Danny McCoin.....	1984-87
3.	498	Deontey Kenner.....	1997-2000
4.	397	Lance Harp.....	1991-93
5.	352	Danny Barrett.....	1980-82
6.	344	Dustin Grutza.....	2005-07
7.	332	Greg Cook.....	1966-68
8.	298	Troy Bodine.....	1983-84
9.	258	Eric Vibberts.....	1993-95
10.	257	Gene Rossi.....	1949-52

Completion Percentage (Min. 200 Att.)


1.	.609	Ben Mauk.....	2007
2.	.605	Danny McCoin.....	1984-87
3.	.593	Dustin Grutza.....	2005-07
4.	.566	Gino Guidugli.....	2001-04
5.	.557	Eric Vibberts.....	1993-95
6.	.551	Jack Lee.....	1957-59
7.	.540	Deontey Kenner.....	1997-2000
	.540	Glenn Farkas.....	1987-90
9.	.535	Danny Barrett.....	1980-82
10.	.533	Troy Bodine.....	1983-84

Passing Yards


1.	11,453	Gino Guidugli.....	2001-04
2.	6,801	Danny McCoin.....	1984-87
3.	6,278	Deontey Kenner.....	1997-2000
4.	4,906	Greg Cook.....	1966-68
5.	4,803	Lance Harp.....	1991-93
6.	4,407	Danny Barrett.....	1979-82
7.	4,003	Gene Rossi.....	1950-52
8.	3,863	Dustin Grutza.....	2005-07
9.	3,699	Troy Bodine.....	1983-84
10.	3,248	Chad Plummer.....	1995-98

Passing Yards Per Completion (Min. 100 Comp.)

1.	16.18	Mike Murphy.....	1953-55
2.	15.86	Albert Johnson.....	1969-71
3.	15.58	Gene Rossi.....	1949-52
4.	14.78	Greg Cook.....	1966-68
5.	14.38	Tom O'Malley.....	1947-49
6.	14.33	Brig Owens.....	1963-64
7.	13.84	Tony Kapetanias.....	1977-79
8.	13.82	Chad Plummer.....	1995-98
9.	13.28	Ben Mauk.....	2007
10.	13.16	Gino Guidugli.....	2001-04



Greg Cook



Tom O'Malley

Touchdown Passes

1.	78	Gino Guidugli.....	2001-04
2.	39	Danny McCoin.....	1984-87
3.	37	Gene Rossi.....	1949-52
4.	34	Greg Cook.....	1966-68
5.	31	Ben Mauk.....	2007
	31	Deontey Kenner.....	1997-2000
7.	30	Tom O'Malley.....	1947-49
8.	28	Troy Bodine.....	1983-84
9.	27	Danny Barrett.....	1979-82
10.	24	Dustin Grutza.....	2005-07

Pass Interceptions

1.	48	Gino Guidugli.....	2001-04
2.	37	Deontey Kenner.....	1997-2000
	37	Danny Barrett.....	1979-82
4.	35	Greg Cook.....	1966-68
5.	34	Gene Rossi.....	1949-52
	34	Tony Kapetanias.....	1977-79
7.	33	Lance Harp.....	1991-93
8.	28	Troy Bodine.....	1983-84
	28	Henry Miller.....	1973-76
10.	27	Eric Vibberts.....	1993-95

Passing Touchdown-Interception Margin

1.	+30	Gino Guidugli.....	2001-04
2.	+22	Ben Mauk.....	2007
3.	+13	Danny McCoin.....	1984-87
4.	+7	Nick Davila.....	2005-06
5.	+3	Gene Rossi.....	1949-52

Consecutive 250+ Yard Passing Games

1.	8	Greg Cook.....	1968
----	---	----------------	------

LONGEST PASS PLAY

1.	95	Greg Cook to Tom Rossley vs. Louisville (TD).....	1968
2.	91	Eric Vibberts to James Scott vs. East Carolina (TD).....	1994
3.	83	Nick Davila to Brent Celek vs. Rutgers (TD).....	2006
4.	82	Eric Vibberts to Robert Tate vs. Kansas (TD).....	1995
	82	Brig Owens to Errol Prisky vs. Dayton (TD).....	1964
6.	80	Gino Guidugli to Hannibal Thomas vs. Southern Miss.....	2004
	80	Lance Harp to Marlon Pearce vs. Rutgers (TD).....	1992
	80	Danny McCoin to Jason Stargel vs. Wichita State (TD) ..	1986
	80	Albert Johnson to Denny Jackson vs. Miami (Ohio) (TD).....	1969
	80	Ben Mauk to Marcus Barnett vs. San Diego State (TD).....	2007
11.	78	Deontey Kenner to Cornelius Bonner vs. Houston (TD).....	1998
12.	77	Lance Harp to Damon Bryant vs. Virginia Tech (TD).....	1991
13.	76	Tony Kapetanias to Aaron Hagans vs. Villanova.....	1979
	76	Marcus Barnett to Marshwan Gilyard vs. USF.....	2007

250-YARD PASSING GAMES

Yds	Name	Opponent.....	Date
1.	554	Greg Cook vs. Ohio.....	Nov. 16, 1968
2.	431	Ben Mauk at Syracuse.....	Nov. 24, 2007
3.	407	Deontey Kenner at Southern Miss.....	Oct. 23, 1999
	407	Greg Cook vs. Miami (OH).....	Nov. 23, 1968
5.	399	Danny McCoin vs. Miami (OH).....	Sept. 26, 1987
6.	396	Greg Cook vs. Louisville.....	Nov. 9, 1968
7.	377	Gino Guidugli vs. USF.....	Nov. 20, 2004
8.	373	Troy Bodine vs. Akron.....	Sept. 8, 1984
9.	353	Gino Guidugli vs. Miami (OH).....	Oct. 5, 2002
10.	352	Greg Cook at Houston.....	Oct. 4, 1968
11.	351	Deontey Kenner vs. UAB.....	Nov. 4, 2000
12.	350	Gino Guidugli at Army.....	Oct. 9, 2004
	350	Danny McCoin at Virginia Tech.....	Sept. 6, 1986
14.	348	Gino Guidugli at Memphis.....	Nov. 24, 2001
	348	Deontey Kenner at Syracuse.....	Oct. 10, 1998
16.	343	Deontey Kenner at Ohio State.....	Sept. 25, 1999

17.	338	Danny McCoin vs. Tennessee Tech.....	Oct. 31, 1987
18.	336	Gino Guidugli vs. Louisville.....	Nov. 28, 2003
19.	335	Danny McCoin at Rutgers.....	Sept. 20, 1986
20.	334	Ben Mauk vs. Southern Miss.....	Dec. 22, 2007
21.	332	Gino Guidugli vs. Rhode Island.....	Nov. 8, 2003
22.	324	Gino Guidugli vs. Ohio State.....	Sept. 21, 2002
	324	Ben Mauk vs. Louisville.....	Oct. 24, 2007
24.	323	Ben Mauk vs. West Virginia.....	Nov. 17, 2007
25.	321	Gino Guidugli vs. Temple.....	Sept. 20, 2003
	321	Troy Bodine vs. Oklahoma State.....	Sept. 17, 1983
27.	317	Gino Guidugli at Houston.....	Oct. 20, 2001
28.	314	Troy Bodine vs. Temple.....	Oct. 8, 1983
29.	312	Gino Guidugli at Temple.....	Sept. 28, 2002
	312	Gino Guidugli vs. Tulane.....	Oct. 6, 2001
31.	311	Gino Guidugli at Army.....	Sept. 8, 2001
	311	Danny Barrett vs. Louisville.....	Sept. 11, 1982
33.	310	Greg Cook at Wichita State.....	Oct. 19, 1968
34.	308	Gino Guidugli at Southern Miss.....	Nov. 6, 2004
	308	Lance Harp vs. Louisville.....	Oct. 31, 1992
	308	Greg Cook vs. Tampa.....	Oct. 12, 1968
37.	303	Danny McCoin vs. Kentucky.....	Sept. 27, 1986
38.	302	Eric Vibberts vs. Toledo.....	Sept. 30, 1995
39.	301	Troy Bodine at Louisville.....	Sept. 24, 1983
40.	300	Gino Guidugli vs. UAB.....	Oct. 2, 2004
41.	297	Deontey Kenner vs. Houston.....	Nov. 14, 1998
42.	295	Gino Guidugli at Louisville.....	Oct. 27, 2001
43.	294	Eric Vibberts at Kansas.....	Sept. 2, 1995
44.	290	Dustin Grutza at Miami (OH).....	Sept. 15, 2007
45.	287	Gino Guidugli vs. TCU.....	Sept. 2, 2002
46.	286	Dustin Grutza at Penn State.....	Sept. 10, 2005
47.	283	Gino Guidugli vs. Toledo.....	Dec. 29, 2001
	283	Lance Harp vs. East Carolina.....	Nov. 23, 1991
49.	282	Jack Lee at Tulsa.....	Nov. 7, 1959
50.	281	Deontey Kenner at Memphis.....	Oct. 17, 1998
51.	277	Nick Davila vs. Rutgers.....	Nov. 18, 2006
	277	Gene Rossi vs. Tulsa.....	Sept. 29, 1951
53.	276	Ben Mauk vs. Connecticut.....	Nov. 10, 2007
54.	275	Gino Guidugli vs. West Virginia.....	Sept. 14, 2002
	275	Jack Lee vs. Marquette.....	Nov. 14, 1959
56.	272	Gino Guidugli at Memphis.....	Nov. 22, 2003
57.	271	Art Bailey at Southern Miss.....	Oct. 2, 1976
58.	268	Adam Hoover vs. Houston.....	Oct. 7, 2000
	268	Danny McCoin at East Carolina.....	Oct. 10, 1987
	268	Danny McCoin vs. Miami (OH).....	Sept. 13, 1986
	268	Danny McCoin vs. Indiana State.....	Nov. 1, 1986
	268	Danny McCoin at Youngstown State.....	Sept. 14, 1985
63.	266	Troy Bodine vs. Youngstown State.....	Sept. 15, 1984
64.	264	Greg Cook at North Texas State.....	Nov. 2, 1968
65.	262	Greg Cook vs. Tulsa.....	Oct. 26, 1968
66.	261	Chad Plummer vs. Tulane.....	Aug. 30, 1996
	261	Greg Cook at Texas Tech.....	Sept. 21, 1968
68.	260	Deontey Kenner at Houston.....	Oct. 9, 1999
	260	Danny McCoin at East Carolina.....	Nov. 15, 1986
70.	258	Gino Guidugli vs. Miami (OH).....	Sept. 11, 2004
71.	256	Paul Anderson at West Virginia.....	Oct. 13, 1990
72.	257	Ben Mauk at San Diego State.....	Sept. 29, 2007
	257	Ben Mauk at Rutgers.....	Oct. 6, 2007
74.	256	Glenn Farkas at Rutgers.....	Oct. 1, 1988
	256	Tom O'Malley vs. Western Michigan.....	Oct. 8, 1949
76.	255	Gene Rossi vs. West Texas State.....	Oct. 27, 1951
77.	254	Gino Guidugli at TCU.....	Nov. 15, 2003
	254	Danny McCoin at Penn State.....	Oct. 11, 1986
	254	Tom O'Malley vs. Case-Western Reserve.....	Oct. 22, 1949
80.	252	Tim Morris vs. Tulsa.....	Oct. 21, 1978
81.	250	Chad Plummer vs. Boston College.....	Oct. 12, 1996
	250	Eric Vibberts at Rutgers.....	Oct. 15, 1994
	250	Danny McCoin at Louisville.....	Oct. 19, 1985



receiving RECORDS

YEAR-BY-YEAR LEADERS

Year	Player	Rec.	Yards	TD
1947	Alkie Richards	18	400	4
1948	Joe Hauk	20	263	2
1949	Jim Kelly	42	468	2
1950	Jim Kelly	29	455	9
1951	Dick Jarvis	31	554	5
1952	Dom Del Bene	28	372	1
1953	Glen Dillhoff	13	265	2
1954	Ferd Maccioli	13	179	0
1955	Jim Niemann	9	177	0
1956	Gene Johnson	9	200	3
1957	Don Reinhold	9	90	0
1958	Joe Morrison	27	303	3
1959	Ed Kovac	31	332	5
1960	Fred Oblak	23	386	2
1961	Jim Paris	16	185	1
1962	Jim Curry	12	167	0
	Phil Higgins	12	117	0
	Frank Shaut	12	197	1
1963	Jim Curry	39	621	3
1964	Al Nelson	13	133	0
1965	Mike Turner	8	76	2
1966	Ed Ford	25	279	0
1967	Jim O'Brien	26	547	4
1968	Tom Rossley	80	1,072	4
1969	Jim O'Brien	34	631	5
1970	Rod Warren	13	204	1
1971	Steve Cowan	15	226	1
1972	Zeke Harden	29	330	1
1973	Jim Kelly	20	215	0
1974	Jim Kelly	25	345	1
1975	Jim Kelly	31	404	0
1976	Napolean Outlaw	20	309	0
1977	Napolean Outlaw	14	223	2
1978	Allen Harvin	21	150	1
1979	Aaron Hagans	27	531	0
1980	Ralph Williams	34	418	1
1981	Deno Foster	22	427	3
1982	Bill Booze	36	571	3
1983	Don Goodman	51	343	1
1984	Deno Foster	49	754	7
1985	Joe Hice	27	358	1
1986	Joe Hice	44	584	1
1987	Bill Davis	41	626	4
1988	Al McKinney	31	199	2
1989	Bryant Hatcher	34	520	2
1990	Joe Koynock	44	496	4
1991	Marlon Pearce	42	758	4
1992	Marlon Pearce	56	891	5
1993	Albert Sweet	29	460	6
1994	Anthony Ladd	35	446	3
1995	Robert Tate	46	895	5
1996	Robert Tate	23	247	2
1997	Cornelius Bonner	27	366	1
1998	Chad Plummer	61	852	0
1999	Tony Smikle	45	429	3
2000	Antonio Chatman	46	609	2
2001	LaDaris Vann	73	902	3
2002	LaDaris Vann	71	844	5
2003	George Murray	30	270	0
2004	Hannibal Thomas	64	1,028	9
2005	Derek Ross	33	338	1
2006	Dominick Goodman	40	452	5
2007	Dominick Goodman	68	869	8

GAME

Receptions	
1. 13	Tom Rossley vs. Wichita State 1968
13	Jon Olinger vs. Miami (OH) 2002
3. 12	Zeke Harden vs. North Texas State 1972
12	LaDaris Vann vs. Army 2001
12	LaDaris Vann vs. Tulane 2002
6. 11	Tom Rossley vs. Miami (OH) 1968
11	Tom Rossley vs. Louisville 1968
11	Chad Plummer vs. Army 1998
11	Jason Collins-Baker vs. Troy 1999
11	Jason Collins-Baker vs. Ohio State 1999
11	Dominick Goodman vs. Louisville 2007
11	Marcus Barnett vs. West Virginia 2007
11	Marcus Barnett vs. Syracuse 2007

Receiving Yards

1. 254	Tom Rossley vs. Louisville 1968
2. 240	Jon Olinger vs. Miami (OH) 2002
3. 212	Jim O'Brien vs. Ohio 1968
4. 210	Marcus Barnett vs. West Virginia 2007
5. 196	Jim O'Brien vs. Tampa 1968
6. 194	Jon Olinger at East Carolina 2002
7. 185	Marlon Pearce vs. Louisville 1992
8. 183	Marlon Pearce vs. East Carolina 1991
9. 177	Robert Tate at Kansas 1995
10. 175	Hannibal Thomas vs. Miami (OH) 2004
175	Marlon Pearce vs. Akron 1992

Receiving Touchdowns

1. 3	Marcus Barnett vs. Syracuse 2007
3	Hannibal Thomas vs. Southern Miss. 2004
3	Jon Olinger at East Carolina 2002
3	Deno Foster at Louisville 1983
3	Jim O'Brien vs. Tampa 1968



Dominick Goodman

SEASON

Receptions	
1. 80	Tom Rossley 1968
2. 73	LaDaris Vann 2001
3. 71	LaDaris Vann 2002
4. 68	Dominick Goodman 2007
5. 64	Hannibal Thomas 2004
6. 62	Marcus Barnett 2007
7. 61	Chad Plummer 1998
8. 56	Marlon Pearce 1992
9. 54	Jon Olinger 2002
10. 51	Don Goodman 1983

Receiving Yards

1. 1,114	Jon Olinger 2002
2. 1,107	Jim O'Brien 1968
3. 1,072	Tom Rossley 1968
4. 1,028	Hannibal Thomas 2004
5. 902	LaDaris Vann 2001
6. 895	Robert Tate 1995
7. 891	Marlon Pearce 1992
8. 869	Dominick Goodman 2007
9. 862	Marcus Barnett 2007
10. 852	Chad Plummer 1998

Yards Per Reception (Min. 20 Rec.)

1. 25.16	Jim O'Brien 1968
2. 21.75	Jason Stargel 1985
3. 21.25	Jason Stargel 1983
4. 21.04	Jim O'Brien 1969
5. 20.62	Jon Olinger 2002
6. 19.67	Aaron Hagans 1979
7. 19.48	Anthony Ladd 1996
8. 19.46	Robert Tate 1995
9. 19.41	Deno Foster 1981
10. 19.19	Jason Stargel 1986

Touchdown Receptions

1. 13	Marcus Barnett 2007
2. 12	Jim O'Brien 1968
3. 9	Hannibal Thomas 2004
9	Jim Kelly 1950
5. 8	Brent Celek 2004
8	Dominick Goodman 2007
7. 7	Jon Olinger 2002
7	Jon Olinger 2000
7	Deno Foster 1984
7	Jason Stargel 1983



Jason Stargel

SEASON OUTLOOK

BIOGRAPHIES

COACHES & STAFF

ADMINISTRATION

SEASON REVIEW

BIG EAST

2008 OPPONENTS

RECORDS & HISTORY

MEDIA INFORMATION

162



LaDaris Vann

CAREER*Receptions*

1.	204	LaDaris Vann	1999-2002
2.	135	Tye Keith	1999-2002
3.	125	Marlon Pearce	1990-92
4.	120	Dominick Goodman	2005-07
5.	111	Roosevelt Mukes	1985-88
6.	108	Deno Foster	1981-84
7.	107	Jason Collins-Baker	1997-2000
8.	106	Jason Stargel	1982-86
	106	Tom Rossley	1966-68
10.	105	Reggie Taylor	1983-86

Receiving Yards

1.	2,483	LaDaris Vann	1999-2002
2.	2,285	Jim O'Brien	1967-69
3.	2,096	Marlon Pearce	1990-92
4.	2,088	Jason Stargel	1982-86
5.	1,849	Deno Foster	1981-84
6.	1,832	Tye Keith	1999-2002
7.	1,669	Jon Olinger	1999-2002
8.	1,598	Joe Hice	1983-86
9.	1,549	Robert Tate	1993-96
10.	1,484	Dominick Goodman	2005-07

Yards Per Reception (Min. 50 Rec.)

1.	21.97	Jim O'Brien	1967-69
2.	19.70	Jason Stargel	1982-86
3.	18.75	Jon Olinger	1999-2002
4.	18.48	Glen Dillhoff	1951-54
5.	18.11	Denny Jackson	1968-69
6.	17.12	Deno Foster	1981-84
7.	16.96	Dick Jarvis	1950-51
8.	16.77	Marlon Pearce	1990-92
9.	16.76	Hannibal Thomas	2003-04
10.	15.51	Joe Hice	1985-88

Tom Rossley

*Touchdown Receptions*

1.	21	Jim O'Brien	1967-69
2.	17	Deno Foster	1981-84
3.	15	Dominick Goodman	2005-07
4.	14	LaDaris Vann	1999-2002
	14	Jon Olinger	1999-2002
	14	Brent Celek	2003-06
7.	13	Roosevelt Mukes	1985-88
	13	Hannibal Thomas	2003-04
	13	Marcus Barnett	2007
10.	12	Marlon Pearce	1990-92

Consecutive Games With A Reception

1.	46	LaDaris Vann	1999-2002
2.	33	Jason Stargel	1982-86
3.	27	Tye Keith	2000-2002
4.	26	Jon Olinger	2001-2002
5.	25	Bill Booze	1980-83
	25	Brent Celek	2004-06

100-YARD RECEIVING GAMES

Yds	Name	Opponent	Date
1.	254	Tom Rossley	vs. Louisville Nov. 9, 1968
2.	240	Jon Olinger	vs. Miami (OH) Oct. 5, 2002
3.	212	Jim O'Brien	vs. Ohio Nov. 16, 1968
4.	210	Marcus Barnett	vs. West Virginia Nov. 17, 2007
5.	196	Jim O'Brien	vs. Tampa Oct. 12, 1968
6.	194	Jon Olinger	at East Carolina Dec. 6, 2002
7.	185	Marlon Pearce	vs. Louisville Oct. 31, 1992
8.	183	Marlon Pearce	vs. East Carolina Nov. 23, 1991
9.	177	Robert Tate	vs. Toledo Sept. 30, 1995
10.	175	Marlon Pearce	vs. Akron Nov. 21, 1992
	175	Hannibal Thomas	vs. Miami (OH) Sept. 11, 2004
12.	173	Hannibal Thomas	at Memphis Nov. 22, 2003
13.	169	Robert Tate	at Kansas Sept. 2, 1995
14.	168	Hannibal Thomas	vs. Southern Miss Nov. 6, 2004
15.	166	Derrick Stewart	at Connecticut Nov. 25, 2006
16.	165	Robert Tate	vs. Troy State Nov. 5, 1994
	165	Jason Stargel	vs. Kentucky Sept. 27, 1986
18.	163	Denny Jackson	vs. Miami (OH) Nov. 22, 1969
19.	162	Hannibal Thomas	vs. USF Nov. 20, 2004
	162	Jim Curry	at Tulsa Oct. 12, 1963
21.	160	Chad Plummer	vs. Miami (FL) Sept. 12, 1998
	160	Cornelius Bonner	at Louisville Oct. 3, 1998
23.	155	Deno Foster	vs. Louisville Sept. 11, 1982
24.	153	Tom Rossley	vs. Ohio Nov. 16, 1968
25.	149	Deno Foster	vs. Akron Sept. 8, 1984
26.	148	Tom Rossley	at Wichita State Oct. 19, 1968
	148	Marlon Pearce	at East Carolina Oct. 17, 1992
28.	146	Jim Curry	at Indiana Oct. 26, 1963
29.	145	Jason Stargel	at Wichita State Oct. 25, 1986
30.	144	Jon Olinger	at Memphis Nov. 24, 2001
31.	143	Robert Tate	at Northern Illinois Oct. 28, 1995
32.	142	Napoleon Outlaw	at Southern Miss Oct. 2, 1976

33.	141	LaDaris Vann	at Temple Sept. 28, 2002
	141	Bill Booze	vs. Oklahoma State Sept. 17, 1983
	141	Dominick Goodman	vs. Louisville Oct. 13, 2007
36.	138	Hannibal Thomas	vs. Army Oct. 9, 2004
	138	Cornelius Bonner	vs. Houston Nov. 14, 1998
38.	136	Tom Rossley	vs. Miami (OH) Nov. 23, 1968
39.	134	LaDaris Vann	at Army Sept. 8, 2001
	134	Marshwan Gilyard	vs. SE Missouri St. Aug. 30, 2007
41.	133	Jim O'Brien	vs. North Texas State Nov. 1, 1969
42.	132	Dick Jarvis	vs. Tulsa Sept. 29, 1951
43.	131	Deno Foster	at Miami (OH) Nov. 21, 1981
44.	130	LaDaris Vann	vs. Louisville Oct. 27, 2001
	130	Antonio Chatman	at Southern Miss Oct. 23, 1999
	130	Albert Sweet	vs. Ball State Oct. 16, 1993
47.	129	Joe Hice	at Virginia Tech Sept. 6, 1986
48.	128	Chad Plummer	at Army Sept. 19, 1998
	128	Jon Olinger	vs. TCU Sept. 2, 2002
50.	127	Sean Stewart	vs. Ball State Oct. 16, 1993
	127	Dominick Goodman	vs. Connecticut Nov. 10, 2007
	127	Marcus Barnett	at Syracuse Nov. 24, 2007
53.	126	Bill Booze	vs. Louisville Sept. 11, 1982
54.	125	Bill Davis	vs. Miami (OH) Sept. 26, 1987
55.	124	Deno Foster	at Temple Nov. 3, 1984
	124	Marlon Pearce	vs. Rutgers Nov. 7, 1992
	124	Bill Poland	at USF Nov. 19, 2005
	124	Jim Kelly	at Miami (OH) Nov. 22, 1975
	124	Tye Keith	vs. Tulane Oct. 6, 2001
	124	Gene Johnson	vs. Miami (OH) Nov. 27, 1958
61.	123	Glen Dillhoff	at Case-Western Rsr. Nov. 1, 1952
62.	122	Damon Bryant	at Virginia Tech Oct. 19, 1991
63.	120	Joe Koyrock	at East Carolina Oct. 20, 1990
	120	Jim O'Brien	vs. Wichita State Oct. 18, 1969
	120	Joe Koyrock	at West Virginia Oct. 13, 1990
	120	Denny Jackson	at Tulsa Oct. 25, 1969
67.	119	Antonio Chatman	at Wisconsin Sept. 16, 2000
	119	Fred Oblak	at Tulsa Nov. 7, 1959
	119	Cornelius Bonner	at Syracuse Oct. 10, 1998
	119	Roosevelt Mukes	vs. Tennessee Tech Oct. 31, 1987
	119	Fred Oblak	vs. Miami (OH) Nov. 17, 1960
72.	117	Jim O'Brien	vs. Miami (OH) Nov. 23, 1968
	117	Jason Stargel	vs. Temple Oct. 8, 1983
74.	116	Marlon Pearce	at Kentucky Nov. 2, 1991
	116	Jim O'Brien	at Texas Tech Sept. 21, 1968
76.	115	Anthony Ladd	vs. Syracuse Sept. 10, 1994
	115	Jim O'Brien	vs. North Texas State Oct. 28, 1967
78.	114	Jim O'Brien	vs. Miami (OH) Nov. 18, 1967
79.	113	Dick Jarvis	vs. West Texas State Oct. 27, 1951
80.	112	Tye Keith	vs. Houston Oct. 7, 2000
81.	111	Deno Foster	vs. Youngstown State Sept. 25, 1982
	111	LaDaris Vann	at Houston Oct. 9, 1999
83.	110	Tom Rossley	vs. Tulsa Oct. 26, 1968
	110	Tom Rossley	at Tulsa Oct. 21, 1967
	110	Bob Stratton	vs. Xavier Nov. 18, 1950
86.	109	Dominick Goodman	vs. Western Michigan Jan. 6, 2007
	109	Jim O'Brien	vs. Louisville Nov. 9, 1968
	109	Connor Barwin	at Miami (OH) Sept. 15, 2007
89.	108	Jim Kelly	at Kentucky Oct. 29, 1949
	108	Tom Rossley	at Houston Oct. 4, 1968
	108	Ed Ford	vs. Miami (OH) Nov. 26, 1966
92.	107	LaDaris Vann	at East Carolina Nov. 13, 1999
93.	106	Zeke Harden	at North Texas State Nov. 4, 1972
	106	LaDaris Vann	at Ohio State Sept. 25, 1999
95.	105	Antonio Chatman	vs. Louisville Nov. 6, 1999
	105	Jim O'Brien	at Wichita State Oct. 19, 1968
97.	104	Jason Collins-Baker	vs. Kent State Sept. 4, 1999
	104	Cornelius Bonner	at Tulane Sept. 6, 1997
	104	Harold Lee	vs. Louisville Nov. 20, 1976
100.	103	Bill Davis	at West Virginia Oct. 17, 1987
	103	LaDaris Vann	vs. East Carolina Nov. 10, 2001
	103	Derrick Ross	at Miami (OH) Sept. 27, 2003
	103	Aaron Hagans	at Pittsburgh Oct. 13, 1979
	103	Steve Cowan	vs. Xavier Oct. 9, 1971
105.	102	Hannibal Thomas	vs. Marshall Dec. 23, 2004
	102	LaDaris Vann	vs. Purdue Sept. 2, 2001
	102	Tye Keith	at Houston Oct. 20, 2001
108.	101	Bob Milner	vs. Louisville Nov. 12, 1966
	101	Bill Davis	at East Carolina Oct. 10, 1987
	101	Dominick Goodman	at San Diego State Sept. 29, 2007
111.	100	Chad Plummer	at Memphis Oct. 17, 1998
	100	Steve Sanders	vs. Miami (OH) Sept. 26, 1987
	100	Robert Tate	vs. Southern Miss Oct. 7, 1995
	100	Marshwan Gilyard	at USF Nov. 3, 2007

all-purpose/total offense RECORDS

TOTAL OFFENSE YEAR-BY-YEAR

Year	Player	Plays	Yards
1947	Tom O'Malley	81	634
1948	Tom O'Malley	174	885
1949	Tom O'Malley	259	1,466
1950	Gene Rossi	189	945
1951	Gene Rossi	247	1,431
1952	Gene Rossi	243	1,588
1953	Mike Murphy	123	861
1954	Mike Murphy	149	812
1955	Joe Miller*	90	399
1956	Joe Morrison	139	607
1957	Jack Lee	83	401
1958	Jack Lee	191	1,115
1959	Jack Lee	298	1,528
1960	Larry Harp	137	644
1961	Larry Harp	128	368
1962	Bruce Vogelgesang	121	425
1963	Brig Owens	245	1,530
1964	Brig Owens	258	1,448
1965	Bill Bailey*	139	694
1966	Tony Jackson	237	1,017
1967	Greg Cook	232	1,172
1968	Greg Cook	507	3,210
1969	Al Johnson	252	1,135
1970	Steve Cowan*	241	1,235
1971	Al Johnson	273	990
1972	Reggie Harrison*	173	844
1973	Reggie Harrison*	211	883
1974	Henry Miller	219	812
1975	Henry Miller	220	859
1976	Art Bailey	157	656
1977	Art Bailey	168	846
1978	Allen Harvin*	233	1,283
1979	Tony Kapetanis	317	1,460
1980	James Bettis*	212	1,106
1981	Danny Barrett	266	1,182
1982	Danny Barrett	398	2,181
1983	Troy Bodine	252	1,551
1984	Troy Bodine	413	2,076
1985	Danny McCoin	247	1,398
1986	Danny McCoin	439	2,585
1987	Danny McCoin	328	1,950
1988	Glenn Farkas	256	1,183
1989	Glenn Farkas	236	999
1990	Paul Anderson	345	1,556
1991	Lance Harp	255	1,469
1992	Lance Harp	347	1,818
1993	Lance Harp	353	1,622
1994	Eric Vibberts	213	1,231
1995	Eric Vibberts	292	1,738
1996	Chad Plummer	298	1,586
1997	Chad Plummer	339	1,784
1998	Deontey Kenner	295	2,067
1999	Deontey Kenner	433	2,642
2000	Deontey Kenner	292	1,750
2001	Gino Guidugli	364	2,498
2002	Gino Guidugli	541	3,570
2003	Gino Guidugli	501	2,870
2004	Gino Guidugli	385	2,723
2005	Dustin Grutza	406	1,827
2006	Dustin Grutza	310	1,878
2007	Ben Mauk	486	3,498

* - denotes running back, others are quarterbacks

ALL-PURPOSE YARDS (Rushing, Receiving and Returns)


Game		
1.	333	Robert Tate at Kansas..... 1995
2.	316	Robert Tate vs. Toledo..... 1995
3.	306	Bob Hynes vs. Case-Western Reserve..... 1923
4.	294	Clem Turner vs. Kansas State..... 1966
5.	288	Reggie Taylor vs. Miami (OH)..... 1986
6.	283	LaDaris Vann at East Carolina..... 1999
7.	282	Daryl Royal vs. Miami (OH)..... 1996
8.	266	Steve Cowan vs. Ohio..... 1970
9.	257	Richard Hall vs. Miami (OH)..... 2004
10.	256	Robert Cooper at Miami (OH)..... 1999

Season

1.	1,729	DeMarco McCleskey..... 2002
2.	1,685	Robert Tate..... 1995
3.	1,643	Reggie Taylor..... 1986
4.	1,572	Roger Stephens..... 1947
5.	1,471	Reggie Taylor..... 1985
6.	1,461	Allen Harvin..... 1978
7.	1,425	Robert Cooper..... 1999
8.	1,414	James Bettis..... 1980
9.	1,403	Lloyd Pate..... 1968
10.	1,383	Allen Harvin..... 1982

Career

1.	5,322	Reggie Taylor..... 1983-86
2.	4,113	DeMarco McCleskey..... 1998, 2000-02
3.	4,036	Al McKinney..... 1985-88
4.	3,663	Allen Harvin..... 1978-82
5.	3,542	Robert Cooper..... 1996-99
6.	3,308	Robert Tate..... 1993-96
7.	3,194	James Bettis..... 1978-81
8.	3,174	David Small..... 1991-93
9.	3,010	Lloyd Pate..... 1966-68
10.	2,710	Dominick Goodman..... 2005-07



Robert Tate

TOTAL OFFENSE (Rushing and Passing)

Game		
Total Plays		
1.	64	Ben Mauk vs. Southern Miss..... 2007
	64	Greg Cook vs. Ohio..... 1968
3.	62	Deontey Kenner at Southern Miss..... 1999
4.	60	Deontey Kenner at Ohio State..... 1999
5.	59	Gino Guidugli vs. UAB..... 2004
6.	58	Gino Guidugli vs. Ohio State..... 2002
	58	Deontey Kenner vs. Troy..... 1999
8.	57	Gino Guidugli vs. Temple..... 2003
9.	56	Greg Cook vs. Miami (OH)..... 1968
10.	54	Ben Mauk vs. Louisville..... 2007
	54	Gino Guidugli vs. Miami (OH)..... 2002

Total Yards

1.	525	Greg Cook vs. Ohio..... 1968
2.	436	Ben Mauk vs. Syracuse..... 2007
3.	426	Deontey Kenner at Southern Miss..... 1999
4.	412	Bob Hynes vs. Case-Western Reserve..... 1923
5.	407	Deontey Kenner at Ohio State..... 1999
6.	404	Gino Guidugli vs. Louisville..... 2003
7.	392	Gino Guidugli vs. Temple..... 2003
8.	379	Greg Cook vs. Miami (OH)..... 1968
9.	377	Danny McCoin vs. Miami (OH)..... 1987
	377	Greg Cook vs. Louisville..... 1968

Season

Total Plays		
1.	541	Gino Guidugli..... 2002
2.	507	Greg Cook..... 1968
3.	501	Gino Guidugli..... 2003
4.	486	Ben Mauk..... 2007
5.	439	Danny McCoin..... 1986
6.	433	Deontey Kenner..... 1999
7.	413	Troy Bodine..... 1984
8.	398	Danny Barrett..... 1982
9.	385	Gino Guidugli..... 2004
10.	364	Gino Guidugli..... 2001

Total Yards

1.	3,570	Gino Guidugli..... 2002
2.	3,498	Ben Mauk..... 2008
3.	3,210	Greg Cook..... 1968
4.	2,870	Gino Guidugli..... 2003
5.	2,723	Gino Guidugli..... 2004
6.	2,642	Deontey Kenner..... 1999
7.	2,585	Danny McCoin..... 1986
8.	2,498	Gino Guidugli..... 2001
9.	2,181	Danny Barrett..... 1982
10.	2,076	Troy Bodine..... 1984

Career

Total Plays		
1.	1,791	Gino Guidugli..... 2001-04
2.	1,091	Danny McCoin..... 1984-87
3.	1,035	Deontey Kenner..... 1997-2000
4.	955	Lance Harp..... 1991-93
5.	892	Danny Barrett..... 1979-82
6.	876	Reggie Taylor..... 1983-86
7.	849	Albert Johnson..... 1968-71
8.	822	Greg Cook..... 1966-68
9.	811	Chad Plummer..... 1995-98
10.	782	Dustin Grutza..... 2005-07

Total Yards

1.	11,661	Gino Guidugli..... 2001-04
2.	6,558	Deontey Kenner..... 1997-2000
3.	6,210	Danny McCoin..... 1984-87
4.	4,909	Lance Harp..... 1991-93
5.	4,760	Greg Cook..... 1965-68
6.	4,287	Danny Barrett..... 1979-82
7.	4,279	Chad Plummer..... 1995-98
8.	4,242	Reggie Taylor..... 1983-86
9.	3,964	Gene Rossi..... 1950-52
10.	3,627	Troy Bodine..... 1983-84

scoring RECORDS

YEAR-BY-YEAR LEADERS

Year	Player	TD	FG	I--PAT--I		Points
				1	2	
1947	Alkie Richards	8	0	0	0	48
	Roger Stephens	8	0	0	0	48
1948	Jim Dougherty	4	0	0	0	24
1949	Bob Stratton	6	0	0	0	36
1950	Jim Kelly	9	0	1	0	55
1951	Bob Dougherty	11	0	0	0	66
1952	Joe Delaney	9	0	0	0	54
1953	Joe Concilla	9	0	0	0	54
1954	Joe Miller	11	0	0	0	66
1955	Joe Miller	3	0	0	0	18
	Jim Niemann	3	0	0	0	18
1956	Joe Morrison	7	0	0	0	42
1957	Barry Maroney	5	0	0	0	30
1958	Joe Morrison	9	0	0	1	56
1959	Ed Kovac	15	0	0	0	90
1960	Fred Oblak	7	0	0	0	42
1961	Fred Hynoski	3	0	0	0	18
1962	Royce Starks	6	0	4	2	44
1963	Brig Owens	6	0	2	0	38
	Pete Rekstis	6	0	0	1	38
1964	Al Nelson	13	0	0	2	82
1965	Bill Bailey	7	0	0	0	42
1966	Clem Turner	7	1	2	0	47
1967	Lloyd Pate	6	0	0	1	38
1968	Jim O'Brien	12	13	31	0	142
1969	Jim O'Brien	5	7	19	0	70
1970	Steve Cowan	9	0	0	0	54
1971	Reggie Harrison	9	0	0	0	54
1972	Reggie Harrison	6	0	0	0	36
1973	Reggie Harrison	11	0	0	0	66
1974	Dan Shepherd	0	10	25	0	55
1975	Dan Shepherd	0	15	14	0	59
1976	Steve Schultz	0	12	24	0	60
1977	Steve Schultz	0	7	31	0	52
1978	Steve Schultz	0	11	26	0	59
1979	Tony Kapetanias	11	0	0	0	66
1980	Rich Karlis	0	10	12	0	42
1981	Jim Fogler	0	7	18	0	39
1982	Jim Fogler	0	14	29	0	71
1983	Mike Morton	0	11	21	0	54
1984	Reggie Taylor	10	0	0	0	60
1985	Robert Barone	0	11	22	0	59
1986	Reggie Taylor	11	0	0	0	66
1987	Phil Insalaco	0	8	26	0	50
1988	Phil Insalaco	0	9	22	0	49
1989	Chad Volland	0	9	12	0	39
1990	David Rowe	0	7	13	0	34
1991	David Rowe	0	12	17	0	53
1992	David Small	12	0	0	0	72
1993	David Small	17	0	0	0	102
1994	Paul Blackwood	7	0	0	0	42
1995	Eric Richards	0	16	27	0	75
1996	Eric Richards	0	13	26	0	65
1997	Eric Richards	0	12	26	0	62
1998	DeMarco McCleskey	11	0	0	0	66
1999	Robert Cooper	9	0	0	0	54
2000	Jonathan Ruffin	0	26	26	0	104
2001	Jonathan Ruffin	0	12	36	0	72
2002	DeMarco McCleskey	17	0	0	0	102
2003	Richard Hall	10	0	0	0	60
2004	Kevin Lovell	0	11	39	0	72
2005	Bradley Glatthaar	7	0	0	0	42
2006	Kevin Lovell	0	18	23	0	82
2007	Jake Rogers	0	11	51	0	84
	Marcus Barnett	14	0	0	0	84

GAME

Total Points

1.	51	Ike Stewart vs. Transylvania	1912
2.	36	Bob Heuck vs. Transylvania	1912
3.	25	Jim O'Brien vs. Louisville	1968
4.	24	DeMarco McCleskey at Arkansas State	1998
	24	DeMarco McCleskey vs. Houston	1998
	24	David Small at Houston	1993
	24	David Small vs. Kent State	1992

Touchdowns

1.	8	Ike Stewart vs. Transylvania	1912
2.	6	Bob Heuck vs. Transylvania	1912
3.	4	DeMarco McCleskey at Arkansas State	1998
	4	DeMarco McCleskey vs. Houston	1998
	4	David Small vs. Houston	1993
	4	David Small vs. Kent State	1993

Extra Points Made

1.	12	Alonzo Weiss vs. Transylvania	1912
2.	9	Steve Schultz vs. Louisiana-Monroe	1977
3.	7	Kevin Lovell at Southern Miss.	2004
	7	Jonathan Ruffin at Miami (OH)	1999
	7	Phil Insalaco vs. Austin Peay	1988
	7	Jake Rogers vs. San Diego State	2007
	7	Jake Rogers vs. Syracuse	2007

Field Goals Made

1.	4	Chris Manfredini vs. Louisville	2003
	4	Jonathan Ruffin at Hawai'i	2002
	4	Jonathan Ruffin at Tulane	2000
	4	Jonathan Ruffin vs. UAB	2000
	4	Phil Insalaco vs. Indiana State	1988
	4	Steve Schultz vs. Vanderbilt	1976
	4	Kevin Lovell at Connecticut	2006

SEASON

Total Points

1.	142	Jim O'Brien	1968
2.	104	Jonathan Ruffin	2000
3.	102	DeMarco McCleskey	2002
	102	David Small	1993
5.	101	Jonathan Ruffin	2002
6.	90	Ed Kovac	1959
7.	84	Marcus Barnett	2007
	84	Jake Rogers	2007
	84	Tom Dallen	1993
10.	82	Al Nelson	1964
	82	Kevin Lovell	2006

Touchdowns

1.	17	DeMarco McCleskey	2002
	17	David Small	1993
3.	15	Ed Kovac	1959
4.	14	Marcus Barnett	2007
5.	13	Al Nelson	1964
6.	12	David Small	1992
	12	Jim O'Brien	1968
8.	11	DeMarco McCleskey	1998
	11	Reggie Taylor	1986
	11	Tony Kapetanias	1979
	11	Reggie Harrison	1973
	11	Joe Miller	1954
	11	Bob Dougherty	1951



Jake Rogers

Extra Points Made

1.	51	Jake Rogers	2007
2.	44	Jonathan Ruffin	2002
3.	39	Kevin Lovell	2004
4.	36	Jonathan Ruffin	2001
5.	33	Tom Dallen	1993
6.	31	Steve Schultz	1977
	31	Jim O'Brien	1968
8.	29	Jim Fogler	1982
	29	Ralph Pisanelli	1952
10.	28	Phil Insalaco	1986
	28	Kevin Lovell	2006

Extra Points Attempted

1.	54	Jake Rogers	2007
2.	46	Jonathan Ruffin	2002
3.	40	Kevin Lovell	2004
4.	39	Ralph Pisanelli	1952
5.	36	Jonathan Ruffin	2001
6.	35	Tom Dallen	1993
7.	34	Jim Fogler	1982
	34	Jim O'Brien	1968
9.	33	Steve Schultz	1977
10.	32	Bill Shalosky	1951

Extra Point Percentage (min. 20 att.)

1.	1.000	Mike Morton (21-of-21)	1983
	1.000	Robert Barone (22-of-22)	1985
	1.000	Steve Schultz (24-of-24)	1976
	1.000	Phil Insalaco (26-of-26)	1987
	1.000	Eric Richards (26-of-26)	1996
	1.000	Jonathan Ruffin (36-of-36)	2001
	1.000	Kevin Lovell (28-of-28)	2006
2.	.975	Kevin Lovell (39-of-40)	2004
3.	.964	Eric Richards (27-of-28)	1995
4.	.963	Jonathan Ruffin (26-of-27)	2000
	.963	Eric Richards (26-of-27)	1997

Field Goals Made

1.	26	Jonathan Ruffin	2000
2.	19	Jonathan Ruffin	2002
3.	18	Kevin Lovell	2006
4.	17	Tom Dallen	1993
5.	16	Eric Richards	1995
6.	15	Dan Shepherd	1975
7.	14	Jim Fogler	1982
8.	13	Jim O'Brien	1968
	13	Eric Richards	1996

scoring RECORDS

Field Goals Attempted

1.	29	Jonathan Ruffin	2000
2.	28	Steve Schultz	1976
3.	25	Jim O'Brien	1968
4.	24	Eric Richards	1995
5.	23	Kevin Lovell	2006
6.	22	Jonathan Ruffin	2002
	22	Tom Dallen	1993
	22	Dan Shepherd	1975
9.	21	Eric Richards	1996
10.	20	Sal Casola	1973

Field Goal Percentage

1.	.909	Chris Manfredini (10-of-11)	2003
2.	.897	Jonathan Ruffin (26-of-29)	2000
3.	.864	Jonathan Ruffin (19-of-22)	2002
4.	.786	Steve Schultz (11-of-14)	1978
5.	.783	Kevin Lovell (18-of-23)	2006
6.	.773	Tom Dallen (17-of-22)	1993
7.	.769	Mike Schmitt (10-of-13)	1971
	.769	Dan Shepherd (10-of-13)	1974
9.	.750	Phil Insalaco (9-of-12)	1988
	.750	David Rowe (12-of-16)	1991
	.750	Eric Richards (12-of-16)	1997
	.750	Jonathan Ruffin (12-of-16)	2001

Consecutive Games with a Field Goal

1.	11	Jonathan Ruffin	2000
2.	10	David Rowe	1991
3.	8	Jonathan Ruffin	2002
4.	7	Jonathan Ruffin	2001
	7	Jim Fogler	1982
	7	Eric Richards	1996

Points Scored by Kicking

1.	104	Jonathan Ruffin	2000
2.	101	Jonathan Ruffin	2002
3.	84	Jake Rogers	2007
	84	Tom Dallen	1993
5.	82	Kevin Lovell	2006
6.	75	Eric Richards	1995
7.	72	Kevin Lovell	2004
	72	Jonathan Ruffin	2001
9.	71	Jim Fogler	1982
10.	70	Jim O'Brien	1968

CAREER

Total Points

1.	315	Jonathan Ruffin	1999-2002
2.	248	DeMarco McCleskey	1998, 2000-02
3.	247	Jim O'Brien	1967-69
4.	203	Steve Schultz	1976-79
5.	202	Eric Richards	1994-97
6.	198	David Small	1991-93
7.	184	Kevin Lovell	2004-06
8.	162	Reggie Taylor	1983-86
9.	160	Phil Insalaco	1986-88
10.	156	Reggie Harrison	1967-69

Touchdowns

1.	41	DeMarco McCleskey	1998, 2000-02
2.	33	David Small	1991-93
3.	27	Reggie Harrison	1971-73
4.	26	Reggie Taylor	1983-86
	26	Bob Heuck	1910-12
6.	21	Jim O'Brien	1967-69
	21	Joe Morrison	1956-58
	21	Joe Concilla	1951-53
	21	Bradley Glatthaar	2004-07
9.	19	Tony Kapetanias	1977-79
	19	Jesse Taylor	1968-70
	19	Ed Kovac	1957-59

Extra Points Made

1.	129	Jonathan Ruffin	1999-2002
2.	98	Steve Schultz	1976-79
3.	85	Kevin Lovell	2004-06
4.	79	Eric Richards	1994-97
5.	76	Phil Insalaco	1986-88
6.	61	Jim O'Brien	1967-69
7.	51	Jake Rogers	2007
	51	Tom Dallen	1993-94
9.	50	Ralph Pisanelli	1952-53
10.	47	Jim Fogler	1981-82

Extra Points Attempted

1.	134	Jonathan Ruffin	1999-2002
2.	103	Steve Schultz	1976-79
3.	86	Kevin Lovell	2004-06
4.	81	Eric Richards	1994-97
5.	79	Phil Insalaco	1986-88
6.	68	Jim O'Brien	1967-69
7.	66	Ralph Pisanelli	1952-53
8.	54	Jake Rogers	2007
	54	Jim Fogler	1981-82
10.	53	Tom Dallen	1993-94

Extra Point Percentage (Min. 30 Att.)

1.	.988	Kevin Lovell (85-of-86)	2004-06
2.	.978	Eric Richards (89-of-91)	1994-97
3.	.974	Mike Morton (37-of-38)	1983-84
4.	.963	Jonathan Ruffin (129-of-134)	1999-2002
5.	.962	Tom Dallen (51-of-53)	1993-94
	.962	Phil Insalaco (76-of-79)	1986-88
7.	.951	Steve Schultz (98-of-103)	1976-79
8.	.944	Jake Rogers (51-of-54)	2007
9.	.936	Mike Schmitt (44-of-47)	1969-71
10.	.929	Dan Shepherd (39-of-42)	1974-75

Consecutive Extra Points Made

1.	82	Kevin Lovell	2004-06
2.	65	Jonathan Ruffin	2000-2002
3.	63	Eric Richards	1994-97
4.	38	Phil Insalaco	1986-88
5.	37	Jake Rogers	2007
6.	36	Mike Morton	1983-84
7.	25	Tom Dallen	1993-94
8.	24	Steve Schultz	1976

Field Goals Made

1.	62	Jonathan Ruffin	1999-2002
2.	41	Eric Richards	1994-97
3.	35	Steve Schultz	1976-79
4.	33	Kevin Lovell	2004-06
5.	28	Phil Insalaco	1986-88
6.	25	Dan Shepherd	1973-75
7.	23	Tom Dallen	1993-94
8.	21	Jim Fogler	1981-82
9.	20	Jim O'Brien	1967-69
10.	19	David Rowe	1990-91

Field Goals Attempted

1.	79	Jonathan Ruffin	1999-2002
2.	68	Steve Schultz	1976-79
3.	62	Eric Richards	1994-97
4.	47	Kevin Lovell	2004-06
5.	44	Jim O'Brien	1967-69
6.	41	Phil Insalaco	1986-88
	41	Sal Casola	1972-73
8.	35	Dan Shepherd	1973-75
9.	34	Tom Dallen	1993-94
10.	31	Jim Fogler	1981-82

Field Goal Percentage

1.	.785	Jonathan Ruffin (62-of-79)	1999-2002
2.	.731	David Rowe (19-of-26)	1990-91
3.	.714	Dan Shepherd (25-of-35)	1973-75
4.	.702	Kevin Lovell (33-of-47)	2004-06
5.	.683	Phil Insalaco (28-of-41)	1986-88
6.	.677	Jim Fogler (21-of-31)	1981-83
7.	.676	Tom Dallen (23-of-34)	1993-94
8.	.672	Eric Richards (41-of-61)	1994-97
9.	.630	Mike Morton (17-of-27)	1983-84
10.	.515	Steve Schultz (35-of-68)	1976-79

Consecutive Field Goals Made

1.	13	Jonathan Ruffin	2002
2.	12	Jonathan Ruffin	2000
3.	11	Kevin Lovell	2006
4.	8	Jonathan Ruffin	2001
	8	Eric Richards	1997
6.	7	Jonathan Ruffin	2000
	7	Phil Insalaco	1987
	7	Kevin Lovell	2005-06
9.	6	Eric Richards	1995
	6	Mike Morton	1983

Points Scored by Kicking

1.	315	Jonathan Ruffin	1999-2002
2.	203	Steve Schultz	1976-79
3.	202	Eric Richards	1994-97
4.	184	Kevin Lovell	2004-06
5.	160	Phil Insalaco	1986-88
6.	121	Jim O'Brien	1967-69
7.	120	Tom Dallen	1993-94
8.	114	Dan Shepherd	1973-75
9.	110	Jim Fogler	1981-82
10.	89	Mike Schmitt	1970-71

Consecutive Games Scored in

1.	47	Jonathan Ruffin	1999-2002
2.	24	Jim O'Brien	1968-69
3.	19	Eric Richards	1996-97

Longest Field Goals Made

1.	58	Jon Bacon vs. Miami (OH)	1994
2.	55	Jake Rogers vs. Oregon State	2007
3.	54	Dan Shepherd vs. Tulsa	1975
4.	53	Sal Casola vs. Memphis	1973
5.	51	Steve Schultz vs. Miami (OH)	1976
6.	50	Eric Richards vs. Southern Miss	1997
	50	Phil Insalaco vs. Miami (OH)	1988
8.	49	Steve Schultz vs. Louisville	1979
	49	Jonathan Ruffin vs. Ohio State	2002
10.	48	Eric Richards vs. UAB	1997
	48	Phil Insalaco vs. West Virginia	1987
	48	Jim O'Brien vs. West Virginia	1969



puntingRECORDS

YEAR-BY-YEAR LEADERS

Year	Player	Punts	Yards	Avg.
1947	Tom O'Malley	38	1,368	36.0
1948	Tom O'Malley	47	1,558	33.0
1949	Tom O'Malley	58	1,870	32.2
1950	Jack Delaney	30	1,098	36.6
1951	John Mooth	43	1,624	37.8
1952	Jack Delaney	30	1,098	36.6
1953	Dick Goist	21	752	35.8
1954	Jim Niemann	8	323	40.4
1955	Jim Niemann	23	878	38.2
1956	Jim Niemann	24	964	40.2
1957	Larry DeVincentis	39	1,592	40.8
1958	Gene Johnson	36	1,265	35.1
1959	Dave Ritchie	31	1,172	37.8
1960	Dave Ritchie	47	1,833	39.0
1961	Fred Hynoski	34	1,311	38.6
1962	Fred Hynoski	39	1,364	35.0
1963	Brig Owens	34	1,285	37.8
1964	Brig Owens	33	1,208	36.6
1965	Steve Schweitzer	49	1,923	39.2
1966	Jim Denk	64	2,406	37.6
1967	Tom Chlebeck	37	1,295	35.0
1968	Benny Rhoads	45	1,911	42.5
1969	Benny Rhoads	70	2,703	38.6
1970	Clem Fennell	70	2,638	37.7
1971	Clem Fennell	63	2,419	38.4
1972	Clem Fennell	71	2,767	39.0
1973	Jeff West	55	2,339	42.5
1974	Jeff West	77	3,192	41.5
1975	Mike Connell	61	2,568	42.1
1976	Mike Connell	72	3,095	43.0
1977	Mike Connell	60	2,571	42.8
1978	Phil Peckich	26	986	37.9
1979	Phil Peckich	45	1,731	38.4
1980	Mark Householder	62	2,096	33.8
1981	Phil Peckich	80	3,155	39.4
1982	Phil Peckich	54	2,133	39.5
1983	Shaun Burdick	68	2,400	35.3
1984	Shaun Burdick	64	2,522	39.4
1985	Shaun Burdick	53	2,224	42.0
1986	Shaun Burdick	50	2,101	42.0
1987	Jeff Jones	32	1,179	36.8
1988	Jeff Jones	42	1,522	36.2
1989	Jeff Jones	69	2,658	38.5
1990	Jeff Jones	73	2,821	38.6
1991	Jeff Blaylock	57	1,949	34.2
1992	Jeff Blaylock	67	2,490	37.2
1993	Jeff Blaylock	61	2,296	37.6
1994	Jeff Blaylock	51	1,976	38.7
1995	Steve Smith	63	2,383	37.8
1996	Steve Smith	68	2,795	41.1
1997	Doug Johnson	66	2,700	40.9
1998	Adam Wulfeck	40	1,586	39.7
1999	Adam Wulfeck	54	2,279	42.2
2000	Adam Wulfeck	56	2,343	41.8
2001	Adam Wulfeck	64	2,800	43.8
2002	Chet Ervin	66	2,511	38.0
2003	Chet Ervin	63	2,451	38.9
2004	Chet Ervin	45	1,852	41.2
2005	Chet Ervin	67	2,632	39.3
2006	Brian Steel	70	2,715	38.8
2007	Kevin Huber	57	2,672	46.9

GAME

Punts			
1.	13	Phil Peckich at Pittsburgh	1981
2.	12	Steve Smith at Louisville	1996
	12	Steve Smith at Virginia Tech	1995
	12	Mike Connell at Arizona State	1976
	12	Don McMillan at Tulsa	1946

Punting Yards

1.	510	Steve Smith at Louisville	1996
2.	502	Mike Connell vs. Arizona State	1976
3.	460	Clem Fennell at North Texas State	1970
4.	456	Doug Johnson at Boston College	1997
5.	452	Steve Smith at Virginia Tech	1995

Punting Average

1.	59.7	Kevin Huber vs. Marshall (3 punts)	2007
2.	54.0	Adam Wulfeck vs. Miami (OH) (2 punts)	1999
3.	53.0	John Mooth vs. Ohio (4 punts)	1952
4.	52.0	Jeff Blaylock vs. Tulsa (2 punts)	1994
5.	51.0	Adam Wulfeck vs. Tulane (5 punts)	2001
6.	50.5	Kevin Huber vs. W. Michigan (2 punts)	2006

Longest Punts

1.	78	Mike Connell vs. Louisiana-Lafayette	1976
2.	75	Clem Fennell at Louisville	1971
3.	72	Doug Johnson vs. Memphis	1997
4.	69	Adam Wulfeck at Army	2001
5.	68	Jeff Blaylock at Tulsa	1993
6.	67	Shaun Burdick vs. Virginia Tech	1985
7.	67	Dave Ritchie at Houston	1959
8.	66	Brig Owens vs. Tulsa	1964
9.	65	Chet Ervin vs. Louisville	2005
10.	65	Adam Wulfeck vs. Syracuse	2000

SEASON

Punts			
1.	80	Phil Peckich	1981
2.	77	Jeff West	1974
3.	73	Jeff Jones	1990
4.	72	Mike Connell	1976
5.	71	Clem Fennell	1972
6.	70	Benny Rhoads	1969
	70	Clem Fennell	1970
	70	Brian Steel	2006
9.	69	Jeff Jones	1989
10.	68	Steve Smith	1996
	68	Shaun Burdick	1983

Punting Yards

1.	3,192	Jeff West	1974
2.	3,155	Phil Peckich	1981
3.	3,095	Mike Connell	1976
4.	2,821	Jeff Jones	1990
5.	2,800	Adam Wulfeck	2001
6.	2,795	Steve Smith	1996
7.	2,767	Clem Fennell	1972
8.	2,715	Brian Steel	2006
9.	2,703	Benny Rhoads	1969
10.	2,700	Doug Johnson	1997

Kevin Huber



Punting Average (Min. 25 Punts)

1.	46.87	Kevin Huber	2007
2.	43.75	Adam Wulfeck	2001
3.	42.99	Mike Connell	1976
4.	42.85	Mike Connell	1977
5.	42.53	Jeff West	1973
6.	42.47	Benny Rhoads	1968
7.	42.20	Adam Wulfeck	1999
8.	42.10	Mike Connell	1975
9.	42.02	Shaun Burdick	1986
10.	41.96	Shaun Burdick	1985

CAREER

Punts			
1.	241	Chet Ervin	2002-05
2.	236	Jeff Blaylock	1991-94
3.	235	Shaun Burdick	1983-86
4.	216	Jeff Jones	1987-90
5.	214	Adam Wulfeck	1998-2001
6.	205	Phil Peckich	1978-82
7.	204	Clem Fennell	1970-72
8.	194	Mike Connell	1974-77
9.	143	Tom O'Malley	1947-49
10.	132	Jeff West	1973-74

Punting Yards

1.	9,446	Chet Ervin	2002-05
2.	9,244	Shaun Burdick	1983-86
3.	9,008	Adam Wulfeck	1998-2001
4.	8,711	Jeff Blaylock	1991-94
5.	8,247	Mike Connell	1974-77
6.	8,180	Jeff Jones	1987-90
7.	8,005	Phil Peckich	1978-82
8.	7,824	Clem Fennell	1970-72
9.	5,531	Jeff West	1973-74
10.	5,178	Steve Smith	1995-96

Punting Average (Min. 50 Punts)

1.	46.67	Kevin Huber	2005-07
2.	42.51	Mike Connell	1974-77
3.	42.05	Adam Wulfeck	1998-2001
4.	41.90	Jeff West	1973-74
5.	41.09	Doug Johnson	1996-97
6.	40.12	Benny Rhoads	1967-69
7.	39.52	Steve Smith	1995-96
8.	39.36	Jim Niemann	1954-56
9.	39.34	Shaun Burdick	1983-86
10.	39.20	Chet Ervin	2002-05

kickoff return **RECORDS**

Brian Jenkins, #2



CAREER

Kickoff Returns

1.	62	Brian Jenkins	1990-93
2.	55	Dominick Goodman	2005-07
3.	50	Lloyd Pate	1966-68
4.	49	Al McKinney	1985-88
5.	44	Joe Abrams	1988-92
6.	41	Robert Tate	1993-96
	41	Bobby Brown	1989-90
8.	39	Donald McKnight	1995-98
9.	38	Dick James	1970-72
10.	35	Jesse Taylor	1968-70

Kickoff Returns Yards

1.	1,506	Brian Jenkins	1990-93
2.	1,199	Dominick Goodman	2005-07
3.	1,083	Robert Tate	1993-96
4.	994	Lloyd Pate	1966-68
5.	985	Al McKinney	1985-88
6.	870	Joe Abrams	1988-92
7.	837	Dick James	1970-72
8.	823	Bobby Brown	1989-90
9.	772	Donald McKnight	1995-98
10.	742	Chris Hewitt	1993-96

Kickoff Returns Average (Min. 25 KOR)

1.	28.54	Chris Hewitt	1993-95
2.	26.41	Robert Tate	1993-95
3.	24.73	Mel Riggins	1970-71
4.	24.29	Brian Jenkins	1990-93
5.	22.48	Russell Cooper	1980
6.	22.03	Antonio Chatman	1999-00
	22.03	Dick James	1970-72
8.	21.80	Dominick Goodman	2005-07
9.	20.64	Malcolm Darden	1983-84
10.	20.10	Al McKinney	1985-88


Kickoff Returns For Touchdowns

1.	2	Mel Riggins	1970-71
2.	1	Accomplished 16 times	

LONGEST KICKOFF RETURN

1.	100	Walter Heuck vs. Denison (TD)	1910
2.	99	Keith Jenkins vs. Houston (TD)	1975
3.	98	Jay Smith vs. Xavier (TD)	1973
4.	95	Malcolm Darden vs. Cornell (TD)	1983
5.	93	Ken Schuler vs. North Texas State	1969
	93	Lloyd Pate vs. Tulsa (TD)	1967
	93	Fred Oblak vs. Hardin-Simmons (TD)	1960
	93	Barry Maroney vs. Wichita State (TD)	1957
9.	92	Mel Riggins vs. Memphis (TD)	1971
10.	91	Mel Riggins vs. Xavier (TD)	1970

Walter Heuck



GAME

Kickoff Returns

1.	8	LaDaris Vann vs. East Carolina	1999
2.	7	Antonio Chatman vs. Indiana	2000
	7	Donald McKnight vs. Syracuse	1998
	7	Lloyd Pate vs. Houston	1968
5.	6	accomplished five times, last done by Tye Keith vs. UAB	2002


Kickoff Return Yards

1.	218	Roger Stephens vs. Dayton	1947
2.	192	Keith Jenkins vs. Houston	1975
3.	186	Roger Stephens vs. Dayton	1947
4.	176	LaDaris Vann vs. East Carolina	1999
5.	150	Brian Jenkins vs. Penn State	1992

Kickoff Returns For Touchdowns

1.	1	Accomplished 18 times	
----	---	-----------------------	--

Donald McKnight



SEASON

Kickoff Returns

1.	33	Donald McKnight	1998
2.	31	Dwayne Hunter	1987
3.	29	Bobby Brown	1989
	29	Russell Cooper	1980
5.	24	Antonio Chatman	2000
	24	Ralph Williams	1979
7.	23	Mike Daniels	2004
	23	Brian Jenkins	1992
	23	Howard Hill	1978
	23	Lloyd Pate	1968

Kickoff Return Yards

1.	652	Russell Cooper	1980
2.	647	Donald McKnight	1998
3.	611	Dwayne Hunter	1987
4.	603	Bobby Brown	1989
5.	541	Dominick Goodman	2006
6.	515	Robert Tate	1995
7.	505	Brian Jenkins	1992
8.	489	Artrell Hawkins	1997
9.	476	Antonio Chatman	2000
10.	456	Jay Smith	1973

Kickoff Return Average (Min. 1.5 KOR/G)

1.	34.33	Robert Tate	1995
2.	31.50	Chris Hewitt	1993
3.	29.13	Keith Jenkins	1975
4.	27.73	Tom Marvaso	1974
5.	25.81	Mel Riggins	1971
6.	25.76	Dominick Goodman	2006
7.	25.47	Lloyd Pate	1967
8.	25.33	Jay Smith	1973
9.	24.45	Artrell Hawkins	1997
10.	24.40	Robert Tate	1994

Kickoff Returns For Touchdowns

1.	1	Accomplished 18 times	
----	---	-----------------------	--

punt return RECORDS

GAME

Punt Returns

1.	7	Mike Daniels vs. Western Carolina.....	2005
	7	Tinker Keck vs. Kansas.....	1997
	7	Charley Bland vs. Villanova.....	1973
4.	6	LaDaris Vann vs. Connecticut.....	2001
	6	Robert Tate vs. Kentucky.....	1996
	6	Gene Rossi vs. Western Michigan.....	1949

Punt Return Yards

1.	161	Gene Gibson vs. Ohio.....	1949
2.	122	Tinker Keck vs. Louisville.....	1997
3.	103	Gene Gibson vs. Western Michigan.....	1949
4.	98	Errol Prisky vs. North Texas State.....	1963
5.	97	Tinker Keck vs. Miami (OH).....	1997
6.	90	Jack Delaney vs. Case-Western Reserve.....	1951
7.	88	Paul Hunter vs. Wichita State.....	1972
8.	82	Robert Tate vs. Southern Miss.....	1996

Punt Return Touchdowns

1.	2	Tinker Keck vs. Louisville.....	1997
	2	Gene Gibson vs. Ohio.....	1949
2.	1	Accomplished 25 times	

SEASON

Punt Returns

1.	38	Tinker Keck.....	1997
	38	Charley Bland.....	1973
3.	37	Tom Marvaso.....	1975
4.	36	Tye Keith.....	2002
5.	35	LaDaris Vann.....	2001
6.	34	Tom Marvaso.....	1974
7.	31	Keith Jenkins.....	1976
8.	30	Bill Davis.....	1988
9.	29	Lamont Patterson.....	1982
10.	28	Tinker Keck.....	1999
	28	Robert Tate.....	1995

Punt Return Yards

1.	577	Tinker Keck.....	1997
2.	438	Gene Gibson.....	1949
3.	342	Tom Marvaso.....	1974
4.	322	Gene Gibson.....	1950
5.	302	Charley Bland.....	1973
6.	289	LaDaris Vann.....	2001
7.	280	Tye Keith.....	2002
8.	274	Keith Jenkins.....	1976
9.	252	Robert Tate.....	1996
10.	240	Robert Tate.....	1995

Punt Return Average (Min. 10 Returns)

1.	20.86	Gene Gibson.....	1949
2.	20.12	Gene Gibson.....	1950
3.	19.82	Jack Delaney.....	1951
4.	17.36	Billy Hunter.....	1972
5.	16.23	Dom Del Bene.....	1951
6.	15.19	Tinker Keck.....	1997
7.	14.00	Tony Jackson.....	1967
8.	12.27	Sy Staymen.....	1948
9.	10.82	Roger Stephens.....	1947
10.	10.58	Brian Jenkins.....	1990

Punt Return Touchdowns

1.	4	Tinker Keck.....	1997
2.	3	Gene Gibson.....	1949
3.	2	Tom Marvaso.....	1974
	2	Joe Morrison.....	1956
	2	Gene Gibson.....	1949
6.	1	Accomplished 16 times	

Tinker Keck



CAREER

Punt Returns

1.	73	Robert Tate.....	1993-96
	73	Tom Marvaso.....	1974-75
3.	68	Tinker Keck.....	1997-99
4.	60	Lamont Patterson.....	1979-82
5.	55	Billy Hunter.....	1970-72
6.	43	Charley Bland.....	1973
7.	38	Dom Del Bene.....	1951-53
8.	37	Tye Keith.....	1999-02
	37	Gene Gibson.....	1949-50
10.	36	LaDaris Vann.....	1999-2002

Punt Return Yards

1.	804	Tinker Keck.....	1997-99
2.	760	Gene Gibson.....	1949-50
3.	637	Robert Tate.....	1993-96
4.	575	Tom Marvaso.....	1974-75
5.	473	Billy Hunter.....	1970-72
6.	443	Lamont Patterson.....	1979-82
7.	396	Dom Del Bene.....	1951-53
8.	333	Charley Bland.....	1973
9.	301	Jack Delaney.....	1950-52
10.	293	LaDaris Vann.....	1999-2002

Punt Return Average

1.	20.54	Gene Gibson.....	1949-50
2.	14.33	Jack Delaney.....	1950-52
3.	11.82	Tinker Keck.....	1997-99
4.	10.57	Brian Jenkins.....	1990-92
5.	10.42	Dom Del Bene.....	1951-53
6.	9.09	Jim Niemann.....	1954-56
7.	8.84	Keith Jenkins.....	1975-76
8.	8.73	Robert Tate.....	1993-96
9.	8.60	Billy Hunter.....	1970-72
10.	8.14	LaDaris Vann.....	1999-02

Punt Return Touchdowns

1.	5	Gene Gibson.....	1949-50
2.	4	Tinker Keck.....	1997-99
3.	3	Joe Morrison.....	1956-58
4.	2	Tom Marvaso.....	1974-75
5.	1	Accomplished 15 times	

PUNT RETURN TOUCHDOWNS

Listed below are the 32 punts that Cincinnati has returned for touchdowns since 1948:

1.	98	Errol Prisky vs. North Texas State.....	1963
2.	85	Dom Del Bene vs. Hardin-Simmons.....	1951
3.	84	Joe Morrison vs. Marquette.....	1956
4.	78	Tinker Keck vs. Louisville.....	1997
	78	Tony Jackson vs. Dayton.....	1967
6.	77	Fred Hynoski vs. Wichita State.....	1961
7.	75	Gene Gibson vs. Louisville.....	1950
8.	73	Tinker Keck vs. Miami (OH).....	1997
9.	70	Gene Gibson vs. Ohio.....	1949
10.	69	Tom Marvaso vs. Chattanooga.....	1974
11.	68	Joe Morrison vs. Detroit.....	1956
12.	67	Charley Bland vs. Louisiana-Lafayette.....	1973
13.	62	Tinker Keck vs. Memphis.....	1997
	62	Billy Hunter at Wichita State.....	1972
	62	Joe Morrison vs. Tulsa.....	1958
16.	59	Gene Gibson vs. Case-Western Reserve.....	1950
17.	55	Gene Gibson vs. Ohio.....	1949
18.	54	Tom Marvaso at Wichita State.....	1974
19.	50	Gene Gibson at Western Michigan.....	1950
20.	45	Antwan Peek at UAB *.....	2001
21.	44	Tinker Keck vs. Louisville.....	1997
22.	42	Ed Wolf vs. North Texas State *.....	1959
23.	34	Mike Hilliard at Texas A&M *.....	1971
24.	27	Dan Vete vs. Villanova *.....	1979
25.	22	Scott Powers at Penn State *.....	1988
26.	12	Jim Driscoll at Kansas State *.....	1951
27.	9	Antwuan Giddens vs. Marshall*.....	2004
28.	6	Freddie Logan at Pittsburgh *.....	1981
29.	5	Anthony Ladd vs. Kentucky *.....	1996
30.	1	Marcus Barnett vs. Oregon State *.....	2007
31.	0	Gerard Brayboy vs. Tulane *.....	1998
	0	Antwuan Giddens vs. USF *.....	2007

* - Returned following a blocked punt



Gene Gibson

interception RECORDS

YEAR-BY-YEAR LEADERS

Year	Player	Int.	Yards
1948	Three tied	2	—
1949	Don Jansen	4	61
1950	Don Jansen	4	20
1951	Four tied	4	—
1952	Don Polagyi	6	78
1953	Don Fritz	2	5
1954	Mike Murphy	4	47
1955	Seven tied with	1	—
1956	Joe Morrison	2	175
	Two others	2	—
1957	Barry Maroney	5	27
1958	Joe Morrison	4	65
	Ed Kovac	4	49
1959	Three tied	3	—
1960	Andy Chiodi	3	52
	Howard Converse	3	25
1961	Tom Reinstatler	4	72
1962	Al Nelson	2	3
	Royce Starks	2	0
1963	Bruce Vogelgesang	3	59
1964	Royce Starks	3	60
1965	Bill Madeya	6	26
1966	Steve Schweitzer	4	58
	Ken Jordan	4	22
1967	Ken Jordan	3	0
1968	Larry Eiben	3	31
1969	Tony Sexton	3	86
1970	Ed Bolis	6	38
1971	Butch Alberts	4	7
1972	Billy Hunter	4	52
1973	Charlie Bland	4	50
1974	Dana Bible	4	16
1975	Keith Jenkins	5	68
1976	Keith Jenkins	4	105
1977	Marcellus Greene	3	57
1978	John Butz	5	58
1979	Robert Gibbs	3	18
1980	Three tied	2	—
1981	Freddie Logan	5	40
1982	Antonio Gibson	4	105
1983	Robert Gibbs	5	60
1984	Jon Jon Thomas	2	35
1985	Three tied	2	—
1986	John Lewis	4	49
1987	Six tied	1	—
1988	Art Sheffield	2	91
	Ronnie Shannon	2	5
1989	Marvin Bowman	4	83
1990	Rodney Harris	3	119
	Kelly Sims	3	26
1991	Jocelyn Borgella	3	34
	Latish Kinsler	3	35
1992	Jocelyn Borgella	5	171
1993	Jocelyn Borgella	4	58
1994	Darrell Harding	2	44
1995	Sam Gaines	6	101
1996	Jermaine Trent	3	30
1997	Tinker Keck	4	42
1998	Blue Adams	4	57
1999	Gerry Ruff	3	33
2000	DeJuan Gossett	3	54
	Anthony Thomas	3	34
2001	Zach Norton	3	15
2002	Blue Adams	6	104
2003	Daven Holly	6	58
2004	Doug Monaghan	4	46
2005	Dominic Ross	2	2
	Haruki Nakamura	2	0
2006	Dominic Ross	4	14
2007	DeAngelo Smith	8	82



Jocelyn Borgella

GAME

Interceptions

1.	4	Bob Hynes vs. Ohio Northern	1923
2.	3	accomplished six times	

Interception Return Yards

1.	123	Shawn Ferguson vs. Memphis	1998
2.	96	Jocelyn Borgella vs. Rutgers	1992
	96	Bob Del Rosa vs. Oklahoma State	1958
4.	88	Joe Morrison vs. Dayton	1956
5.	87	Joe Morrison vs. Wichita State	1956

Interception Returns for Touchdowns

1.	2	Shawn Ferguson vs. Memphis	1998
2.	1	accomplished 50 times	

SEASON

Interceptions

1.	8	DeAngelo Smith	2007
2.	6	Mike Mickens	2007
	6	Daven Holly	2003
	6	Blue Adams	2002
	6	Sam Gaines	1995
	6	Ed Bolis	1970
	6	Bill Madeya	1965
	6	Don Polagyi	1952
9.	5	Jocelyn Borgella	1992
	5	Robert Gibbs	1983
	5	John Butz	1978
	5	Barry Maroney	1957

Interception Return Yards

1.	175	Joe Morrison	1956
2.	171	Jocelyn Borgella	1992
3.	159	John Mooth	1951
4.	136	Mike Mickens	2007
5.	123	Shawn Ferguson	1998
6.	119	Rodney Harris	1990
7.	116	Bob Del Rosa	1958
8.	112	Chris Hewitt	1995
9.	108	Gene Gibson	1949
10.	105	Antonio Gibson	1982
	105	Keith Jenkins	1976

Interception Returns for Touchdowns

1.	2	Mike Mickens	2007
	2	Blue Adams	2002
	2	Shawn Ferguson	1998
	2	Joe Morrison	1956

CAREER

Interceptions

1.	12	Blue Adams	1998-2002
	12	Jocelyn Borgella	1990-93
3.	11	Ed Bolis	1970-72
4.	10	Mike Mickens	2005-2007
	10	DeAngelo Smith	2005-2007
6.	9	Daven Holly	2001-04
	9	Doug Monaghan	2001-04
	9	Zach Norton	2000-03
	9	Sam Gaines	1993-96
	9	Keith Jenkins	1975-76
	9	Billy Hunter	1970-72
	9	Don Fritz	1951-53

Interception Return Yards

1.	263	Jocelyn Borgella	1990-93
	263	Joe Morrison	1956-58
3.	254	Gene Gibson	1949-50
4.	177	Blue Adams	1998-2002
	177	DeAngelo Smith	2005-2007
6.	173	Keith Jenkins	1975-76
7.	171	Shawn Ferguson	1995-98
8.	164	Chris Hewitt	1993-96
9.	159	John Mooth	1951-53
10.	157	Zach Norton	2000-03
	157	Sam Gaines	1993-96

Interception Returns for Touchdowns

1.	3	Shawn Ferguson	1995-98
2.	2	Mike Mickens	2005-2007
	2	DeAngelo Smith	2005-2007
	2	Zach Norton	2000-03
	2	Blue Adams	1998-2002
	2	Joe Morrison	1956

LONGEST INTERCEPTION RETURNS

1.	96	Bob Del Rosa vs. Oklahoma State (TD)	1958
2.	88	Joe Morrison vs. Dayton (TD)	1956
3.	87	Joe Morrison vs. Wichita State (TD)	1956
4.	84	DeAngelo Smith vs. Rutgers (TD)	2006
5.	83	Shawn Ferguson vs. Memphis (TD)	1998
	83	Art Sheffield vs. Indiana State (TD)	1988
7.	80	Gene Gibson vs. Mississippi State (TD)	1949
8.	79	Mike Mickens vs. South Florida (TD)	2007
9.	78	Barry Maroney vs. Dayton (TD)	1956
10.	77	Greg Butler vs. Villanova (TD)	1972

Blue Adams



tackle RECORDS

Antwan Peek



GAME

Total Tackles

1.	24	Vaughn Booker vs. East Carolina	1987
2.	23	Brad Jackson vs. Boston College	1997
	23	Jerome Brinson vs. Oklahoma State	1987
4.	22	Sam Gaines vs. Vanderbilt	1994
	22	Jason Coppess vs. Bowling Green	1993
	22	Alex Gordon vs. Miami (OH)	1986
	22	Brad Nothacker vs. Penn State	1985
8.	21	Jack Brusciaelli vs. West Virginia	1989
	21	Mike Kelly vs. Rutgers	1987
10.	20	Muhammed El-Mubarak vs. Tulsa	1995
	20	Chris Hewitt vs. Indiana	1994

SEASON

Total Tackles

1.	186	Mike Brookins	1979
2.	168	Brad Jackson	1997
3.	161	Karl Woods	1980
4.	158	Jerome Brinson	1983
5.	155	Karl Woods	1978
6.	147	Dwayne Berry	1978
7.	145	Muhammed El-Mubarak	1995
8.	143	Linwood Marshall	1983
9.	140	Howie Kurnick	1978
10.	138	Phillip Curry	1997
	138	Antonio Gibson	1982

Solo Tackles

1.	101	Howie Kurnick	1978
2.	94	Linwood Marshall	1983
3.	93	Brad Jackson	1997
	93	Mike Brookins	1979
5.	90	Muhammed El-Mubarak	1995
	90	Jerome Brinson	1983
7.	88	Sam Gaines	1994
8.	83	Phillip Curry	1997
9.	82	DeJuan Gossett	1999
10.	80	Jack Brusciaelli	1988

Assisted Tackles

1.	99	Karl Woods	1980
2.	93	Mike Brookins	1979
3.	83	Karl Woods	1978
4.	82	Alex Gordon	1985
5.	78	Dwayne Berry	1978
6.	75	Brad Jackson	1997
	75	Richard Rhodes	1985
8.	74	Antonio Gibson	1982
9.	73	Alex Gordon	1986
10.	69	Toney Catchings	1986
	69	Antonio Gibson	1981

Tackles for Loss

1.	28	Mike Gates	1980
2.	22	Trent Cole	2004
	22	Antwan Peek	2001
4.	21	Antwan Peek	2002
	21	Phil Poirier	1989
6.	20	Nate Dingle	1992
7.	18	Tyjuan Hagler	2002
	18	Andrew Stewart	1988
9.	17	Phillip Curry	1995
	17	Terrill Byrd	2007

Quarterback Sacks

1.	13.0	Anthony Hoke	2007
2.	12.5	Antwan Peek	2001
3.	9.0	Andrew Stewart	1987
4.	8.5	Trent Cole	2004
	8.5	Antwan Peek	2000
6.	8.0	George Jamison	1982
	8.0	Errol Cleveland	1982
	8.0	Dwayne Berry	1978
	8.0	Terrill Byrd	2007
10.	7.0	Andre Frazier	2003
	7.0	Darius Felder	1996
	7.0	Nate Dingle	1991
	7.0	Toney Catchings	1986

Fumble Recoveries

1.	6	John Vitro	1975
2.	5	Antwan Peek	2002
	5	Ronnie Shannon	1990
	5	Howie Kurnick	1978
	5	Howie Kurnick	1976
	5	Joe Bardaro	1968

CAREER

Total Tackles

1.	487	Phillip Curry	1994-97
2.	423	Karl Woods	1977-80
3.	392	Brad Jackson	1994-97
4.	356	Mike Brookins	1979-81
5.	352	Alex Gordon	1983-86
6.	351	Hassan Champion	1995-98
	351	Joe Olding	1979-82
8.	338	Doug Monaghan	2001-04
9.	327	DeJuan Gossett	1997-2000
10.	317	Sam Gaines	1993-96

Solo Tackles

1.	268	Phillip Curry	1994-97
2.	222	DeJuan Gossett	1997-2000
3.	216	Brad Jackson	1994-97
4.	208	Ivan Fields	1999-2002
5.	206	Sam Gaines	1993-96
6.	200	Doug Monaghan	2001-04
7.	190	Mike Brookins	1979-81
8.	184	Hassan Champion	1995-98
9.	182	Reggie Hudson	1991-94
10.	179	Karl Woods	1977-80

Assisted Tackles

1.	244	Karl Woods	1979-81
2.	219	Phillip Curry	1994-97
3.	192	Alex Gordon	1983-86
4.	176	Brad Jackson	1994-97
5.	175	Joe Olding	1979-82
6.	168	Howie Kurnick	1975-78
7.	167	Hassan Champion	1995-98
8.	166	Mike Brookins	1979-81
9.	144	Richard Rhodes	1985-87

Tackles for Loss

1.	56.0	Antwan Peek	1998-2002
2.	48.0	Trent Cole	2002-04
3.	46.0	Nate Dingle	1990-93
4.	45.0	Phillip Curry	1994-97
5.	44.5	Andre Frazier	2001-04
6.	38.0	Alex Gordon	1983-86
7.	37.0	George Jamison	1980-83
8.	36.0	Andrew Stewart	1986-88
9.	34.5	Tyjuan Hagler	2002-04
10.	32.0	Brad Jackson	1994-97
	32.0	Mike Hurst	1980-81
	32.0	Terrill Byrd	2005-07

Quarterback Sacks

1.	27.0	Antwan Peek	1998-2002
2.	22.5	Andre Frazier	2001-04
3.	22.0	Anthony Hoke	2004-07
4.	18.5	Trent Cole	2002-04
5.	18.0	Nate Dingle	1990-93
	18.0	George Jamison	1980-83
7.	16.0	Andrew Stewart	1986-88
8.	15.0	Derrick Ransom	1994-97
9.	14.0	Errol Cleveland	1981-83
10.	13.0	Brad Jackson	1994-97
	13.0	Darius Felder	1993-96
	13.0	Alex Gordon	1983-86

Fumble Recoveries

1.	12	John Vitro	1973-75
2.	10	Antwan Peek	1998-2002
	10	Howie Kurnick	1975-77
4.	9	Ronnie Shannon	1988-91
	9	David Mann	1975-77
6.	7	Marion Ford	1972-73
	7	Charlie Stovall	1971-72

single-game OFFENSE

Most Points

1.	124	vs. Transylvania	1912
2.	115	vs. Kentucky Wesleyan	1921
3.	69	vs. Case-Western Reserve	1923
4.	67	vs. Virginia Military Institute	1953
	67	vs. Baltimore	1935
6.	66	vs. Case-Western Reserve	1953
7.	63	vs. Louisiana-Monroe	1977
8.	59	vs. Southeast Missouri State	2007
9.	57	vs. William & Mary	1953
	57	vs. Ohio Wesleyan	1898

Most Touchdowns

1.	14	vs. Transylvania	1912
2.	10	vs. Case-Western Reserve	1953
	10	vs. Virginia Military Institute	1953

Most Rushing Attempts

1.	83	vs. Louisiana-Monroe	1977
2.	82	vs. Miami (OH)	1996
3.	77	vs. Miami (OH)	1951
4.	74	vs. North Texas State	1970
5.	73	vs. Miami (OH)	1970

Most Rushing Yards

1.	464	vs. Case-Western Reserve	1953
	464	vs. Virginia Military Institute	1953
3.	422	vs. Kansas State	1966
4.	421	vs. Marshall	1946
5.	419	vs. Xavier	1970
6.	405	vs. Miami (OH)	1996
7.	402	vs. North Texas State	1970
8.	389	vs. Xavier	1946
9.	383	vs. South Dakota	1965
10.	379	vs. Miami (OH)	1986

Most Rushing Touchdowns

1.	14	vs. Transylvania	1912
2.	10	vs. Case-Western Reserve	1953
	10	vs. Virginia Military Institute	1953

Most Passing Attempts

1.	59	vs. Southern Miss.	1999
2.	57	vs. Ohio	1968
3.	55	vs. North Texas State	1968
4.	52	vs. UAB	2004
	52	vs. TCU	2003
	52	vs. Ohio State	2002
	52	vs. Ohio State	1999
	52	vs. Miami (OH)	1968
	52	vs. Southern Miss.	2007

Most Passes Completed

1.	36	vs. Ohio	1968
2.	35	vs. Southern Miss.	1999
3.	32	vs. Army	2001
4.	31	vs. Miami (OH)	1968
5.	30	vs. Virginia Tech	1986
	30	vs. USF	2004
	30	vs. Southern Miss.	2007
8.	29	vs. Penn State	2005
	29	vs. Temple	2003
	29	vs. Ohio State	1999
	29	vs. Rutgers	1986
	29	vs. Syracuse	2007

Most Passing Yards

1.	584	vs. Ohio	1968
2.	436	vs. Louisville	1968
3.	431	vs. Syracuse	2007
4.	407	vs. Southern Miss.	1999
	407	vs. Miami (OH)	1968
6.	399	vs. Miami (OH)	1988
7.	377	vs. USF	2004
8.	373	vs. Akron	1984
9.	353	vs. Miami (OH)	2002
10.	352	vs. Houston	1968

Most Interceptions Thrown

1.	6	vs. Xavier	1972
2.	5	vs. North Texas State	2002
	5	vs. Toledo	1995
	5	vs. Houston	1968
	5	vs. North Texas State	1967
	5	vs. Xavier	1955
	5	vs. Xavier	1951

Most Touchdown Passes

1.	5	vs. Southern Miss.	2004
2.	4	vs. San Diego State	2007
	4	at Syracuse	2007
	4	at Southern Miss.	2007
	4	vs. East Carolina	2002
	4	vs. Tulane	2001
	4	vs. East Carolina	1987
	4	vs. Akron	1984
	4	vs. Louisville	1982
	4	vs. Louisiana-Lafayette	1978
	4	vs. North Texas State	1968
	4	vs. Ohio	1968
	4	vs. Tulsa	1951
	4	vs. Xavier	1950

Most Offensive Plays

1.	99	vs. Miami (OH)	1996
2.	96	vs. Southern Miss.	1999
3.	95	vs. East Carolina	1998
4.	94	vs. Tulsa	1978

Most Yards Total Offense

1.	684	vs. Ohio	1968
2.	647	vs. Miami (OH)	1986
3.	615	vs. Southeast Missouri State	2007
4.	608	vs. Virginia Military Institute	1953
5.	604	vs. Washington & Lee	1952
6.	599	vs. Miami (OH)	2004
7.	577	vs. USF	2004
	577	vs. Wichita State	1968
9.	572	vs. Memphis	2001
10.	565	vs. Tennessee Tech	1987

Most First Downs

1.	36	vs. Ohio	1968
2.	33	vs. Southeast Missouri State	2007
	33	vs. Memphis	2001
4.	32	vs. Houston	1998
5.	31	vs. Kent State	1999
6.	30	vs. San Diego State	2007
	30	vs. USF	2004
	30	vs. Washington & Lee	1952
9.	28	vs. Houston	2000
	28	vs. Southern Miss.	1999
	28	vs. Miami (OH)	1999
	28	vs. Tulsa	1997

Most Fumbles

1.	15	vs. Louisville	1970
2.	9	vs. North Texas State	1968
3.	8	vs. Wichita State	1960

Most Fumbles Lost

1.	7	vs. Virginia Military Institute	1951
2.	6	vs. Louisville	1970
	6	vs. Hardin-Simmons	1955

Most Turnovers

1.	9	vs. Xavier	1955
	9	vs. Hardin-Simmons	1955
	9	vs. Virginia Military Institute	1951
4.	8	vs. Houston	1968
	8	vs. Western Michigan	1949

Most Penalties

1.	18	vs. Kansas State	1951
2.	15	vs. Xavier	1958
3.	14	at Hawai'i	2002
	14	vs. Louisville	1968

Most Penalty Yards

1.	176	vs. Louisville	1968
2.	170	vs. Kentucky	1945
3.	161	vs. Dayton	1957
4.	142	vs. Toledo	1953
5.	140	vs. Kansas State	1951

Most Punts

1.	13	vs. Pittsburgh	1981
	13	vs. Mississippi State	1948
3.	12	vs. Louisville	1996
	12	vs. Virginia Tech	1995
5.	11	vs. Boston College	1997
	11	vs. Central Michigan	1990
	11	vs. North Texas State	1970
	11	vs. Tulsa	1958
	11	vs. Mississippi State	1949

Most Punting Yards

1.	510	vs. Louisville	1996
2.	502	vs. Arizona State	1976
3.	475	vs. Mississippi State	1948
4.	460	vs. North Texas State	1968
5.	456	vs. Boston College	1997
6.	452	vs. Virginia Tech	1995
7.	451	vs. Central Michigan	1990
8.	425	vs. West Virginia	2003
9.	407	vs. Iowa	1990
10.	398	vs. Pittsburgh	2006

Most Punt Return Yards

1.	177	vs. Ohio	1949
2.	156	vs. Western Reserve	1951
3.	150	vs. Western Michigan	1950
4.	122	vs. Louisville	1997
5.	116	vs. UTEP	1950

Most Kickoff Return Yards

1.	295	vs. Memphis	1971
2.	219	vs. Hardin-Simmons	1955
3.	218	vs. Dayton	1947
4.	214	vs. Dayton	1947

Fewest Rushing Attempts

1.	19	vs. Miami (OH)	1968
2.	23	vs. Ohio State	2002
	23	vs. Kentucky	1995
	23	vs. Memphis	1984
	23	vs. Tulsa	1962
6.	24	vs. Syracuse	1998
7.	25	vs. Miami (OH)	2001
	25	vs. Miami (OH)	1962
	25	vs. Toledo	1995

Fewest Rushing Yards

1.	-23	vs. Rutgers	2005
2.	-20	vs. Northwestern State	1977

Fewest Passes Completed

1.	0	vs. Dayton	1970
2.	1	vs. Wichita State	1965
	1	vs. South Dakota	1965
	1	vs. Wichita State	1962
	1	vs. Tulsa	1959

Fewest Passing Yards

1.	0	vs. Dayton	1970
2.	6	vs. Wichita State	1965
3.	8	vs. South Dakota	1965
4.	11	vs. Wichita State	1962
5.	14	vs. Ohio	1970

Fewest Yards Total Offense

1.	46	vs. North Texas State	1959
2.	48	vs. Central Michigan	1989
3.	69	vs. Iowa	1990
4.	97	vs. Houston	1957
5.	100	vs. Tulsa	1958

Fewest First Downs

1.	3	vs. West Virginia	1989
2.	5	vs. Pacific	1949
3.	6	vs. Tulsa	1958
	6	vs. Xavier	1956
	6	vs. Navy	1956

Fewest Penalties

1.	1	vs. Rutgers	1994
	1	vs. Louisville	1966
	1	vs. Memphis	1966
	1	vs. Army	1963
	1	vs. Hawai'i	1954

Fewest Yards Penalized

1.	4	vs. Memphis	1966
2.	5	vs. Army	1963
3.	10	vs. Temple	2003
	10	vs. Rutgers	1994
5.	12	vs. Wichita State	1965
6.	13	vs. South Dakota	1965

Fewest Punts

1.	0	vs. Memphis	1998
	0	vs. Miami (OH)	1954
3.	1	vs. San Diego State	2007
	1	vs. Rhode Island	2003
	1	vs. Miami (OH)	1960
	1	vs. Xavier	1954
	1	vs. Case-Western Reserve	1953
	1	vs. Virginia Military Institute	1953
	1	vs. Case-Western Reserve	1949

single-game DEFENSE

Fewest Rushing Attempts

1.	17	vs. Dayton	1961
2.	19	vs. Xavier	1954
	19	vs. Akron	2006
4.	21	vs. Oregon State	2007
	21	vs. Marshall	2004
	21	vs. UAB	1997
	21	vs. North Texas State	1966
7.	22	vs. Connecticut	2007
	22	vs. Hawai'i	2002
	22	vs. Long Beach State	1982
	22	vs. Louisville	1981

Fewest Rushing Yards

1.	-46	vs. Kansas	1997
2.	-37	vs. Wichita State	1974
3.	-20	vs. Northwestern State	1977
4.	-19	vs. Louisiana-Monroe	1996
5.	-17	vs. Louisville	1968
6.	-16	vs. Louisiana-Lafayette	1975
7.	-15	vs. Syracuse	2007
8.	-14	vs. Louisville	1981
	-14	vs. Wichita State	1965

Fewest Passing Attempts

1.	1	vs. Boston College	1964
2.	2	vs. Louisville	1953
3.	3	vs. Miami (OH)	1971
	3	vs. Wichita State	1955
	3	vs. Miami (OH)	1957

Fewest Pass Completions

1.	0	vs. Louisville	1974
	0	vs. Ohio	1973
	0	vs. Boston College	1964
	0	vs. Indiana	1963
	0	vs. Ohio	1949

Fewest Passing Yards

1.	-1	vs. Xavier	1971
2.	0	vs. Louisville	1974
	0	vs. Ohio	1973
	0	vs. Boston College	1964
	0	vs. Indiana	1963
	0	vs. Ohio	1949

Fewest Yards Total Offense

1.	18	vs. Louisiana-Lafayette	1973
2.	22	vs. Ohio	1950
3.	32	vs. Xavier	1954
4.	53	vs. Kansas	1997
5.	70	vs. Louisville	1976

Most Points

1.	81	vs. Penn State	1991
2.	71	vs. Houston	1968
	71	vs. Ohio Wesleyan	1928
4.	70	vs. Louisville	2004
	70	vs. Florida State	1990
6.	69	vs. West Virginia	1989



DeAngelo Smith picked off three passes in UC's 31-21 win against Southern Miss in the 2007 Papajohns.com Bowl.

Most Rushing Attempts

1.	86	vs. West Virginia	1969
2.	79	vs. Houston	1974
	79	vs. Miami (OH)	1972
4.	76	vs. Miami (OH)	1967
5.	74	vs. Miami (OH)	1968

Most Rushing Yards

1.	539	vs. Northern Illinois	1989
2.	500	vs. East Carolina	1987
3.	484	vs. Penn State	1991
4.	483	vs. West Virginia	1969
5.	473	vs. Colorado	1972

Most Passing Attempts

1.	67	vs. Louisville	1997
2.	66	vs. Houston	1993
3.	62	vs. East Carolina	1997
4.	58	vs. North Texas State	1970
5.	55	vs. Tulsa	1965

Most Pass Completions

1.	37	vs. East Carolina	1997
2.	36	vs. Houston	1992
3.	33	vs. Louisville	1997
4.	32	vs. Oregon State	2007
	32	vs. Louisville	1999
	32	vs. Tulsa	1965

Most Passing Yards

1.	460	vs. Louisville	1998
2.	451	vs. Tulsa	1965
3.	433	vs. North Texas State	1968
4.	428	vs. Syracuse	2007
5.	424	vs. Miami (FL)	1984
6.	416	vs. Miami (OH)	2004
7.	415	vs. Temple	2003

Most Yards Total Defense

1.	742	vs. Louisville	1998
2.	706	vs. Penn State	1991
3.	696	vs. Houston	1968
4.	662	vs. Iowa	1990
5.	630	vs. Memphis	1984

Most Passes Intercepted

1.	7	vs. Kansas State	1951
2.	6	vs. Oregon State	2007
	6	vs. North Texas State	1966
	6	vs. UTEP	1951
	6	vs. Mississippi State	1949

Most Interception Return Yards

1.	162	vs. Dayton	1956
2.	138	vs. UTEP	1951
3.	123	vs. Memphis	1998
4.	117	vs. Memphis	1995
5.	110	vs. Oregon State	2007
6.	108	vs. Kansas State	1951

Most Turnovers Forced

1.	8	vs. Rice	1974
2.	7	vs. Oregon State	2007
	7	vs. Memphis	2000
	7	vs. East Carolina	1990
	7	vs. Rutgers	1983



The 1971 Bearcats own the single-game school record, holding Xavier to -1 passing yards in a 30-7 win.

season OFFENSE

Most Points

1.	472	2007 season
2.	409	2002 season
3.	354	1953 season
4.	345	1951 season
5.	344	2004 season
6.	320	2001 season
7.	303	2003 season
8.	302	1993 season
9.	300	1968 season
10.	286	1997 season

Most Touchdowns

1.	63	2007 season
2.	53	1951 season
3.	52	1953 season
4.	50	2002 season
5.	44	2004 season
6.	41	1952 season
7.	38	1968 season
8.	37	1999 season

Most Field Goals Made

1.	29	2000 season
2.	20	2003 season
3.	19	2002 season
4.	18	2006 season
5.	17	1993 season
6.	16	1995 season
7.	15	1975 season
8.	14	1982 season

Most Rushing Attempts

1.	639	1970 season
2.	637	1977 season
3.	606	1971 season
4.	594	1978 season
5.	593	1997 season
6.	592	1951 season
7.	588	1975 season

Most Rushing Yards

1.	3,011	1970 season
2.	2,947	1953 season
3.	2,844	1951 season
4.	2,727	1977 season
5.	2,611	1978 season
6.	2,585	1954 season
7.	2,436	1971 season
8.	2,383	1964 season
9.	2,371	1997 season

Most Rushing TDs

1.	41	1953 season
2.	37	1951 season
3.	31	1954 season
4.	27	1970 season
5.	26	1952 season
6.	25	1993 season
25	1964 season

Most Passing Attempts

1.	485	2002 season
2.	464	2007 season
3.	445	1999 season
4.	438	2003 season
5.	433	1968 season
6.	412	1984 season
7.	384	1983 season
8.	376	2004 season
9.	374	2001 season
374	1986 season

Most Passes Completed

1.	286	2007 season
2.	264	2002 season
3.	237	1986 season
4.	236	1999 season
5.	231	2003 season
6.	226	1968 season
7.	218	2004 season
8.	213	1983 season
9.	210	2001 season
10.	207	2006 season

Most Passing Yards

1.	3,720	2007 season
2.	3,649	2002 season
3.	3,358	1968 season
4.	2,968	2001 season
5.	2,831	1986 season
6.	2,774	1999 season
7.	2,741	2003 season
8.	2,689	2006 season
9.	2,687	1998 season
10.	2,666	2004 season

Most Passes Intercepted

1.	22	1984 season
22	1972 season
22	1968 season
4.	21	2002 season
21	1998 season
21	1995 season
7.	20	in 5 seasons

Most Touchdown Passes

1.	36	2007 season
2.	26	2004 season
3.	25	1968 season
4.	22	2002 season
5.	19	2001 season
19	1950 season
7.	18	1982 season
8.	16	in 4 seasons

Most Offensive Plays

1.	1,030	2002 season
2.	956	2003 season
3.	940	2007 season
4.	901	2004 season
5.	870	1999 season
6.	865	1991 season
7.	858	2006 season
8.	854	1978 season
9.	835	2001 season
10.	828	1998 season
828	1986 season

Most Yards Total Offense

1.	5,642	2007 season
2.	5,565	2002 season
3.	4,867	2004 season
4.	4,721	2003 season
5.	4,668	1999 season
6.	4,599	1998 season
7.	4,579	2001 season
8.	4,491	1951 season
9.	4,426	2006 season
10.	4,423	1986 season

Most First Downs

1.	283	2007 season
2.	283	2002 season
3.	252	1986 season
4.	251	2004 season
5.	249	1999 season
6.	248	2003 season
7.	247	2001 season
8.	246	1998 season
9.	228	1991 season
10.	226	1968 season

Most Fumbles

1.	43	1971 season
43	1968 season
3.	42	1973 season
4.	41	1970 season
5.	37	1990 season

Most Fumbles Lost

1.	28	1971 season
2.	25	1973 season
3.	24	1966 season
4.	23	1988 season
23	1968 season

Most Turnovers

1.	45	1968 season
2.	40	1973 season
3.	39	1972 season
4.	37	1998 season
37	1990 season
37	1983 season
37	1971 season

Most Penalties

1.	122	2007 season
2.	102	2002 season
3.	94	1996 season
4.	93	1991 season
5.	88	1981 season
88	2006 season
7.	84	1985 season
8.	83	1989 season

Most Penalty Yards

1.	1,028	2007 season
2.	883	1981 season
3.	879	2002 season
4.	866	1968 season
5.	805	1971 season
6.	792	1996 season
7.	755	2006 season
8.	740	1991 season

Most Punts

1.	80	1981 season
2.	78	1974 season
3.	75	2005 season
4.	74	1990 season
74	1973 season
74	1972 season
7.	73	2006 season

Most Punting Yards

1.	3,205	1974 season
2.	3,155	1981 season
3.	3,095	1976 season
4.	2,900	1996 season
5.	2,883	1973 season
6.	2,867	2005 season
7.	2,826	2001 season
8.	2,822	1972 season
9.	2,821	1980 season
10.	2,816	2006 season

Most Punt Return Yards

1.	582	1997 season
2.	580	1949 season
3.	535	1951 season
4.	425	1956 season
5.	402	1950 season
6.	389	1974 season
7.	350	1973 season
8.	344	1976 season

Most Kickoff Returns

1.	65	1990 season
2.	58	1989 season
3.	56	1998 season
56	1984 season
56	1972 season
6.	55	1969 season
7.	54	1988 season

Most Kickoff Return Yards

1.	1,273	1990 season
2.	1,183	1989 season
3.	1,150	2007 season
4.	1,091	1998 season
5.	1,068	1954 season
6.	1,018	1988 season
7.	1,015	1987 season
8.	1,012	1972 season

Fewest Points

1.	0	1917 season
2.	5	1906 season
3.	8	1888 season
4.	10	1901 season
10	1916 season

Fewest Touchdowns

1.	12	1989 season
2.	13	1980 season
13	1961 season
4.	14	1955 season
5.	15	1967 season

Fewest Rushing Attempts

1.	355	1984 season
2.	368	1968 season
3.	369	1967 season
4.	371	1956 season
5.	373	1955 season

Fewest Rushing Yards

1.	939	1970 season
2.	1,046	1969 season
3.	1,063	1968 season
4.	1,112	1989 season
5.	1,160	1983 season

Fewest Rushing TDs

1.	5	1989 season
2.	6	1983 season
3.	7	1980 season
7	1967 season
5.	8	1961 season

Fewest Passing Attempts

1.	98	1957 season
2.	103	1965 season
3.	113	1964 season
4.	114	1953 season
5.	129	1956 season

Fewest Passes Completed

1.	40	1965 season
2.	42	1957 season
3.	43	1971 season
4.	46	1970 season
5.	50	1956 season

Fewest Passing Yards

1.	564	1965 season
2.	579	1961 season
3.	585	1957 season
4.	612	1971 season
5.	634	1970 season

Fewest Interceptions Thrown

1.	4	1954 season
2.	5	1953 season
3.	6	1959 season
4.	7	1993 season
5.	8	done three times

Fewest TD Passes

1.	1	1970 season
1	1957 season
3.	2	1961 season
2	1955 season
5.	3	1975 season

Fewest Offensive Plays

1.	500	1956 season
2.	505	1955 season
3.	565	1967 season
4.	577	1953 season
5.	582	1958 season

Fewest Yards Total Offense

1.	1,968	1961 season
2.	2,064	1956 season
3.	2,197	1967 season
4.	2,272	1955 season
5.	2,288	1957 season

Fewest First Downs

1.	129	1967 season
2.	130	1961 season
3.	138	1972 season
4.	142	1989 season
5.	143	1969 season

F

season DEFENSE

Fewest Points

1.	4.....	1887 season
2.	6.....	1885 season
	6.....	1888 season
4.	10.....	1904 season
5.	12.....	1886 season
6.	13.....	1918 season

Fewest Rushing Attempts

1.	338.....	1997 season
2.	366.....	1966 season
3.	367.....	1965 season
4.	368.....	1954 season
5.	375.....	1960 season
6.	391.....	1964 season

Fewest Rushing Yards

1.	841.....	1965 season
2.	871.....	1977 season
3.	930.....	1997 season
4.	1,147.....	1973 season
5.	1,184.....	1954 season
6.	1,208.....	1951 season

Fewest Passing Attempts

1.	90.....	1955 season
2.	135.....	1953 season
	135.....	1948 season
4.	141.....	1961 season
5.	142.....	1956 season
6.	153.....	1958 season
7.	154.....	1957 season
8.	155.....	1954 season

Fewest Passes Completed

1.	43.....	1955 season
	43.....	1953 season
3.	50.....	1961 season
4.	54.....	1956 season
5.	55.....	1957 season
6.	59.....	1948 season

Fewest Passing Yards

1.	417.....	1953 season
2.	738.....	1955 season
3.	748.....	1971 season
4.	796.....	1960 season
5.	800.....	1954 season
6.	809.....	1961 season

Fewest Yards Total Defense

1.	1,843.....	1953 season
2.	1,984.....	1954 season
3.	2,065.....	1957 season
4.	2,174.....	1960 season
5.	2,343.....	1952 season
6.	2,426.....	1958 season
7.	2,440.....	1961 season
8.	2,448.....	1965 season
9.	2,498.....	1951 season

The 2007 Bearcats led the nation in takeaways with 42.



Fewest Passes Intercepted

1.	6.....	1994 season
	6.....	1987 season
3.	7.....	1955 season
7.	7.....	1948 season
7.	7.....	2005 season
6.	8.....	1986 season
	8.....	1984 season
	8.....	1979 season
	8.....	1962 season

Fewest Interception Return Yards

1.	3.....	2005 season
2.	39.....	1967 season
3.	43.....	1987 season
4.	51.....	2004 season
5.	59.....	1979 season
6.	65.....	1955 season
7.	66.....	1984 season

Most Points

1.	465.....	1998 season
2.	460.....	1990 season
3.	424.....	1984 season
4.	379.....	1989 season
	379.....	1988 season

Most Rushing Attempts

1.	642.....	1972 season
2.	626.....	1984 season
3.	625.....	1979 season
4.	599.....	1971 season
5.	581.....	1980 season

Most Rushing Yards

1.	3,448.....	1984 season
2.	3,158.....	1990 season
3.	3,020.....	1987 season
4.	3,018.....	1972 season
5.	2,690.....	1994 season

Most Passing Attempts

1.	493.....	2007 season
2.	432.....	1997 season
3.	427.....	2002 season
4.	419.....	2006 season
5.	357.....	2000 season
6.	347.....	1995 season
7.	337.....	2003 season
	337.....	2001 season
9.	336.....	1986 season
10.	333.....	1985 season

Most Passing Completions

1.	295.....	2007 season
2.	222.....	1997 season
3.	220.....	2002 season
4.	219.....	2006 season
5.	210.....	2000 season
6.	196.....	1985 season
7.	193.....	1986 season
8.	180.....	2001 season
9.	170.....	2003 season
10.	166.....	1999 season

Most Passing Yards

1.	3,302.....	2007 season
2.	2,763.....	1997 season
3.	2,690.....	1994 season
4.	2,640.....	1998 season
5.	2,621.....	2006 season
6.	2,519.....	2002 season
7.	2,486.....	1986 season
8.	2,473.....	2000 season

Most Yards Total Defense


1.	5,328.....	1998 season
2.	5,298.....	1984 season
3.	5,261.....	1990 season
4.	4,838.....	1987 season
5.	4,787.....	2007 season
6.	4,669.....	1985 season
7.	4,601.....	1986 season

Most Passes Intercepted

1.	33.....	1951 season
2.	26.....	2007 season
3.	23.....	1950 season
4.	22.....	2002 season
	22.....	1970 season
6.	21.....	1966 season
	21.....	1952 season
8.	20.....	1995 season

Most Interception Return Yards

1.	565.....	1951 season
2.	422.....	2007 season
3.	316.....	1956 season
4.	308.....	1976 season
5.	282.....	1949 season
6.	281.....	2000 season
7.	278.....	1982 season



Doug DeRosa helped the 1965 squad hold opponents to a school-record 841 yards rushing.

honors and AWARDS

CLAUDE ROST AWARD

(Most Valuable Player)

2007	Ben Mauk
	Haruki Nakamura
2006	Brent Celek
2005	Adam Roberts
2004	Trent Cole
	Gino Guidugli
2003	Jamar Enzor
2002	Blue Adams, DeMarco McCleskey
	Antwan Peek
2001	Gino Guidugli
2000	Jonathan Ruffin
	Deonety Kenner
1999	Robert Cooper
1998	Chad Plummer
1997	Brad Jackson
	Philip Curry
1996	Chris Hewitt
	Philip Curry
1995	Robert Tate
1994	Sam Barnes
1993	David Small
1992	Ronnie Dixon
1991	Ronnie Shannon
1990	Terry Strong
1989	Phil Poirier
1988	Chris Asbeck
1987	Danny McCoin
1986	Reggie Taylor
1985	Reggie Taylor
1984	Reggie Taylor
1983	Don Goodman
1982	Allen Harvin
1981	James Bettis
1980	James Bettis
1979	Mike Brookins
1978	Howie Kurnick
1977	Dan Rains
1976	Mike Woods
1975	Paul Hunter
1974	Tom Marvaso
1973	Evan Jolitz
1972	Billy Hunter
1971	Randy McBride
1970	Earl Willson
1969	Jim O'Brien
1968	Greg Cook
1967	Tony Jackson
	Jerry Misik
1966	John Parker
	Jay Bachman
1965	Rich Fugere
1964	Brig Owens
	Jerry Momper
1963	Darrell Cauley
1962	Phil Goldner
	Rufus Simmons
1961	Ken Byers
1960	Hurdie Phillips
1959	Jack Lee
1958	Joe Morrison
1957	Barry Maroney
1956	Gus Del Rosa

JOHN PEASE AWARD

(Most Outstanding Lineman)

2007	Glen "Digger" Bujnoch (Off.)
	Terrill Byrd (Def.)
2006	Jeff Reinstatler (Off.)
	Trevor Anderson (Def.)
2005	Steve Eastlake (Off.)
	Adam Roberts (Def.)
2004	Adam Shorter (Off.)
	Trent Cole (Def.)
2003	Kyle Takavitz (Off.)
	Andre Frazier (Def.)
2002	Kirt Doolin (Off.)
	Antwan Peek (Def.)
2001	Josh Shneyderov (Off.)
	Antwan Peek (Def.)
2000	Doug Rosfeld (Off.)
	Antwan Peek (Def.)
1999	Doug Rosfeld (Off.)
	Mario Monds (Def.)
1998	Brian Uhl (Off.)
	Percy Evans (Def.)
1997	Jason Fabini (Off.)
	Derrick Ransom (Def.)
1996	Jason Fabini (Off.)
	Derrick Ransom (Def.)
1995	Jamie Lemire
1994	Matt Vaupel
1993	Ray Woodside (Off.)
	Bob Duckens (Def.)
1992	Jamie Crysdale
1991	Richard Johnson
1990	John Arena
1989	Phil Poirier
1988	Chris Asbeck
1987	Chris Asbeck
1986	Alex Gordon
1985	Nick Frankos
1984	Alex Gordon
1983	George Jamison
1982	Joe Olding
1981	Kari Yli Renko
1980	Joe Olding
1979	Farley Bell
1978	Howie Kurnick
1977	Howie Kurnick
1972	Bob Menke (Off.)
	Charley Stovall (Def.)
1971	John Mack (Off.)
	Craig Heneveld (Def.)
1970	Ken Weingart (Off.)
	Tom Fletcher (Def.)
1969	Bob Merkich (Off.)
	Earl Willson (Def.)
1968	Denny Blank (Off.)
	John Studenka (Def.)
1966	Kevin Teismann (Off.)
	John Parker (Def.)
1965	Rich Lucka (Off.)
	Rich Fugere (Def.)
1964	Bob Taylor (Off.)
	Rich Fugere (Def.)
1963	Jerry Momper (Off.)
	Darrell Cauley (Def.)
	Dan Points (Def.)
1962	Jim Paris

1960 Bob McCutcheon

1959 Dave Canary

1958 Dave Canary

1957 Dick Seomin

1956 Gus Del Rosa

BRIG OWENS AWARD

(Most Outstanding Back)

2007	Mike Mickens
2006	Greg Moore (Off.)
	Kevin McCullough (Def.)
2005	Bradley Glatthaar (Off.)
	Corey Smith (Def.)
2004	Richard Hall (Off.)
	Tyjuan Hagler (Def.)
2003	Gino Guidugli (Off.)
	Zach Norton (Def.)
2002	Blue Adams (Def.)
	DeMarco McCleskey (Off.)
2001	Ray Jackson (Off.)
	DeMarco McCleskey (Off.)
	Zach Norton (Def.)
2000	Ray Jackson (Off.)
	DeJuan Gossett (Def.)
	DeMarco McCleskey (Off.)
1999	Deontey Kenner (Off.)
	Jeff Burrow (Def.)
1998	Deontey Kenner (Off.)
	Shawn Ferguson (Def.)
1997	Landon Smith (Off.)
	Tinker Keck (Def.)
1996	Sam Barnes
1995	Muhammed El-Mubarak
1994	Reggie Hudson
1993	Jocelyn Borgella
1992	Jocelyn Borgella
1991	Joe Koynock
1990	Jackie Cooper
1989	Al McKinney (Off.)
	Marvin Bowman (Def.)
1987	Danny McCoin (Off.)
	Terry Noble (Def.)
1986	Reggie Taylor (Off.)
	John Lewis (Def.)
1985	Reggie Taylor (Off.)
	Jon Sawyer (Def.)
1984	Reggie Taylor (Off.)
	Rob Niehoff (Def.)
1983	Don Goodman (Off.)
	Robert Gibbs (Def.)
1982	Allen Harvin (Off.)
	Antonio Gibson (Def.)
1981	Hobson Milner (Off.)
	Antonio Gibson (Def.)
1980	James Bettis (Off.)
	Tim Schira (Def.)
1979	Ralph Williams (Off.)
	Mike Brookins (Def.)
1978	Allen Harvin (Off.)
	Dwayne Berry (Def.)
1972	Reggie Harrison (Off.)
	Evan Jolitz (Def.)
1971	Albert Johnson (Off.)
	Ron Ertle (Def.)
1970	Albert Johnson (Off.)

1969 Billy Hunter (Def.)

Albert Johnson (Off.)

Tony Sexton (Def.)

1968 Lloyd Pate (Off.)

Mike Barrett (Def.)

Ed Ford (Off.)

Bob Amburgy (Def.)

1965 Bill Bailey (Off.)

Doug DeRosa (Def.)

1964 Brig Owens (Off.)

Albert Johnson (Off.)

Errol Prisky (Off.)

Bob Steinhauser (Def.)

1963 Brig Owens (Off.)

Dave Merriam (Def.)

1962 Royce Starks

1960 Ed Banks

1959 Ed Kovac

1958 Bob Del Rosa

1957 Barry Maroney

1956 Jim Niemann

NEWCOMER OF THE YEAR

2007	Marcus Barnett
2006	Jeff Linkenbach (Off.)
	Aaron Webster (Def.)
2005	Dustin Grutza (Off.)
	Trevor Anderson (Def.)
	Terrill Byrd (Def.)
	Mike Mickens (Def.)
2004	Earnest Jackson (Off.)
	Anthony Hoke (Def.)
2003	Hannibal Thomas (Off.)
	Mike Wright (Def.)
2002	Trent Cole (Def.)
	Travis McGee (Off.)
2001	Gino Guidugli (Off.)
	Doug Monaghan (Def.)
2000	Shawn Murphy (Off.)
	Zach Norton (Def.)
1999	Josh Gardner (Off.)
	Ivan Fields (Def.)
1998	DeMarco McCleskey (Off.)
	Blue Adams (Def.)
1997	Jason Collins-Baker (Off.)
	DeJuan Gossett (Def.)
1996	Robert Cooper
1995	Chad Plummer (Off.)
	Orlando Smith (Off.)
1994	Jason Fabini (Off.)
	Philip Curry (Def.)
1993	Chris Hewitt
1992	Jamie Lemire
1991	Reggie Hudson
1990	Paul Anderson (Off.)
	Nate Dingle (Def.)

MOST OUTSTANDING RECEIVER

2007	Dominick Goodman
2006	Derrick Stewart
2005	Brent Celek
2004	Hannibal Thomas
2003	Thaddeus Lewis
2002	Jon Olinger
2001	LaDaris Vann

SPECIAL TEAMS PLAYER OF THE YEAR

2007	Kevin Huber
2006	Dominick Goodman
2005	Chet Ervin
2005	Donald Germany
2004	Kevin Lovell
2003	Chris Manfredini
2002	Tye Keith
2001	Adam Wulfeck

GLENN SAMPLE AWARD

(Community Service)

2007 Dustin Grutza

JIM KELLY AWARD

(Outstanding Spirit)

2007	Mike Daniels (Off.)
	Jon Carpenter (Def.)
2006	Bill Poland (Off.)
	Dominic Ross (Def.)
2005	Ryan Brown (Off.)
	Dominic Ross (Def.)
2004	Clint Stickdon (Off.)
	Doug Monaghan (Def.)
2003	Josh Shneyderov (Off.)
	Jason Russell (Def.)
2002	Josh Gardner (Off.)
	Derrick Adams (Def.)
	Willis Edwards (Def.)
2001	Tim Walker (Off.)
	Nathan Wize (Off.)
	Derrick Adams (Def.)
	Willis Edwards (Def.)
2000	Jason Collins-Baker (Off.)
	Troy Evans (Def.)
1999	Jason Lisek (Off.)
	Troy Evans (Def.)
1998	Vince Byrd (Off.)
	Hassan Champion (Def.)
1997	Joel Dolinski (Off.)
	Artrell Hawkins (Def.)
1996	Steve Smith (Off.)
	Darius Felder (Def.)
1995	Pat Oakes (Off.)
	Sam Black (Def.)
1994	Diron Bolar
1993	Lance Harp
1992	Jim Carmon (Off.)
	Gary Reid (Def.)
1991	John Arena
1990	Travis Jones
1989	Vincent Munlin

C-CLUB/STROTHMAN AWARD

(Academic & Athletic Excellence)

2007	Glen "Digger" Bujnoch
2006	Tony Carvitti
2005	Tony Carvitti
2004	Andre Frazier
2003	Josh Shneyderov
2002	Kirt Doolin
2001	Adam Hoover
2000	Greg Lee
1999	Ashley Hunt




Gus Del Rosa



John Pease



Brig Owens



Chad Plummer



Jason Collins-Baker

1998 Bryan Preston
1997 John Kobalka
1996 John Kobalka
1995 John Kobalka
1993 Mike Guzda
1992 Kris Bjorson
1991 Chris Carmon
1990 Kyle Stroh
1989 Jack Bruscianelli

SCOUT TEAM PLAYER OF THE YEAR

2007 John Goebel (Off.)
Alex Delisi (Def.)
2006 John Goebel (Off.)
Jason Kelce (Def.)
Marshwan Gilyard (Spec.)
2005 Jared Martin (Off.)
Donnell McKenzie (Def.)
2004 Dustin Grutza (Off.)
Tony Carvitti (Def.)
2003 Evan Sparks (Off.)
Todd Spitzer (Off.)
James Brooks (Def.)
2002 Rodrick Stevens (Off.)
Donald Germany (Def.)
2001 Donald Germany (Def.)
Richard Hall (Off.)
2000 Andre Frazier (Def.)
John Leonard (Off.)
1999 Ray Jackson (Off.)
Chas Hall (Def.)
1998 Tye Keith (Off.)
Willis Edwards (Def.)
1997 DuShawn Dorsey (Off.)
Paul Stephens (Def.)
1996 Jason Collins-Baker (Off.)
Eddie Johnson (Def.)
1995 Jeremy Teall (Off.)
Gerard Brayboy (Def.)

ALL-BIG EAST CONFERENCE

2007 Brian Kelly
(Coach of the Year)
Kevin Huber, P (1st)
(Special Teams Player of the Year)
Haruki Nakamura, DB (1st)
Mike Mickens, CB (1st)
Terrill Byrd, DL (1st)
Anthony Hoke, DL (2nd)
DeAngelo Smith, CB (2nd)
Trevor Canfield, OL (2nd)
2006 Marcus Barnett, WR (2nd)
Terrill Byrd, DT (1st)
Kevin McCullough, LB (1st)
Dominic Ross, S (1st)
Trevor Canfield, G (2nd)
Brent Celek, TE (2nd)
Mike Mickens, CB (2nd)
2005 Mike Mickens, CB (2nd)
Corey Smith, LB (2nd)

BIG EAST CONFERENCE PLAYERS OF THE WEEK

2007 Dustin Grutza, Off. (9/17)
Ben Mauk, Off. (10/1)
Ben Mauk, Off. (11/26)
Mike Mickens, Def. (9/3)
Ryan Manalac, Def. (10/8)
Haruki Nakamura, Def. (11/5)
Jake Rogers, Specialist (9/10)
Kevin Huber, Specialist (10/8)
2006 Kevin McCullough, Def. (10/23)
Dustin Grutza, Off. (10/30)
DeAngelo Smith, Def. (11/20)
2005 Dustin Grutza, Off. (9/3)
Chet Ervin, Specialist (10/29)
Kevin McCullough, Def. (10/29)

ALL-CONFERENCE USA

2004 Brent Celek, TE (2nd)
Trent Cole, DE (1st)
Jamar Enzor, LB (2nd)
Andre Frazier, DE (1st)



Brad Jackson



Robert Cooper



James Bettis



Gene Rossi

CONFERENCE USA ALL-FRESHMAN

2004 Anthony Hoke, DE
Doug Jones, FB
2002 Chet Ervin, P
Joel Yakovac, OL
2001 Andre Frazier, DL
Gino Guidugli, QB
(Freshman of the Year)
Doug Monaghan, DB
Kyle Takavitz, OL
2000 Josh Shneyderov, OL
1999 Derrick Adams, DL
Ivan Fields, DB
Josh Gardner, OL
P.J. Mays, RB
LaDaris Vann, WR
(Freshman of the Year)
1998 Blue Adams, DB
Kirt Doolin, OL
DeMarco McCleskey, RB
Ben Piening, DL
Adam Wulfeck, P
1997 DeJuan Gossett, DB
Jason Mammarella, K
1996 Ken Biggs, OL
Robert Cooper, RB

C-USA PLAYER OF THE WEEK

2004 Richard Hall, Offense (9/11)
Trent Cole, Defense (9/25)
Andre Frazier, Defense (10/30)
Chet Ervin, Specialist (10/30)
Gino Guidugli, Off. (11/6)
Gino Guidugli, Off. (11/20)
2003 Trent Cole, Defense (9/22)
Richard Hall, Offense (9/29)
2002 Gino Guidugli, Offense (9/3)
Blue Adams, Defense (9/23)
Andre Frazier, Def. (11/11)
Antwan Peek, Def. (9/30)
Antwan Peek, Def. (12/1)
2001 Gino Guidugli, Off. (9/10)
Gino Guidugli, Off. (12/3)
Adam Wulfeck, Spec. (10/8)
Antwan Peek, Spec. (10/15)
Antwan Peek, Def. (10/22)
Antwan Peek, Def. (12/3)
Jonathan Ruffin, Spec. (11/5)
Jon Olinger, Off. (11/26)
2000 Troy Evans, Def. (9/12)
Jason Mammarella, Spec. (9/12)
Jonathan Ruffin, Spec. (9/5)
Jonathan Ruffin, Spec. (11/20)
Ivan Fields, Def. (11/13)
Gerry Ruff, Def. (11/20)
1999 Eddie Johnson, Def. (9/20)
Robert Cooper, Off. (11/1)
Shawn Ferguson, Def. (10/19)
2007 Chad Plummer, Off. (9/1)
Entire Defense (9/22)
Doug Johnson, Spec. (9/29)
Artrell Hawkins, Def. (9/29)
Tinker Keck, Def. (10/6)
Phillip Curry, Def. (10/27)
Tinker Keck, Spec. (10/27)
1996 Chad Plummer, Off. (9/9)
Chad Plummer, Off. (10/21)
Phillip Curry, Def. (9/9)
Chris Hewitt, Def. (11/25)
Eric Richards, Spec. (9/30)

Daryl Royal, Off. (9/30)
Steve Smith, Spec. (10/21)
Robert Cooper, Off. (10/28)
Eric Richards, Spec. (11/18)
Robert Tate, Spec. (11/25)

ALL-LIBERTY BOWL ALLIANCE

1995 Muhammed El-Mubarak, LB
Sam Barnes, DB
Chris Hewitt, DB
Jamie Lemire, OL
Robert Tate, WR & KR
(Special Teams Player of the Year)
Rick Minter
(Coach of the Year)
1994 Matt Vaupel, OG

ALL-INDEPENDENT FOOTBALL ALLIANCE

1993 Jocelyn Borgella, CB
Jason Coppess, LB
Chris Hewitt, KOR
David Small, RB
Ray Woodside, OG
1992 Alan Fletcher, FS
Marlon Pearce, WR

ALL-METRO CONFERENCE

1989 John Arena, OG
Marvin Bowman, FS
Jack Bruscianelli, LB
Phil Poirier, NT
1988 Chris Asbeck, DT
Daryl Huber, TE
Al McKinney, RB
Andrew Stewart, DE
1987 Chris Asbeck, DT
Bill Davis, WR
Phil Insalaco, PK
Roosevelt Mukes, WR
Andrew Stewart, DE
1986 Reggie Taylor, RB (MVP)
Alex Gordon, LB
John Lewis, FS
Danny McCoin, QB
Jason Stargel, WR
1985 Reggie Taylor, RB (MVP)
Shaun Burdick, P
Nick Gotovac, C
Danny McCoin, QB
Richard Rhodes, S
1984 Deno Foster, WR
Reggie Taylor, RB
1983 Gene Beck, OG
Don Goodman, FB
George Jamison, DE
1982 Gene Beck, OG
Allen Harvin, TB
Errol Cleveland, DE
Antonio Gibson, S
James Bettis, TB (MVP)
Kari Yli-Renko, OT
Mike Brookins, LB
Antonio Gibson, S
1979 Farley Bell, DE

ALL-MISSOURI VALLEY CONFERENCE

1969 Jim O'Brien, E
Bob Merkich, OT
Earl Willson, LB
1968 Bob Merkich, OT
Kevin Teismann, OG
Greg Cook, QB
1967 Ed Nieman, OG
Lloyd Pate, HB
Tony Jackson, DB
1966 Kevin Teismann, OG
Bob Amburgy, DB
1965 Rich Lucka, OT
Bill Bailey, HB
Doug DeRosa, DB
1964 Bob Taylor, T
Roger Perdrix, G
Al Nelson, HB
Brig Owens, HB
1963 Jim Curry, E
Darrell Cauley, G
Brig Owens, HB
1962 Royce Starks, HB
1961 Ken Byers, T
Rufus Simmons, G
1960 Ken Byers, T
Fred Oblak, HB
1959 Jim Leo, E
Jack Lee, QB
Ed Kovac, HB
1958 Jack Lee, QB
Ed Kovac, HB
1957 Jim Leo, E
Ron Couch, G
Dick Seomin, C
Joey Morrison, HB
Barry Maroney, HB

ALL-MID-AMERICAN CONFERENCE

1952 Terry Boyle, G
Dom Del Bene, HB
Don Fritz, DE
Dick Goist, HB
Don Grammer, T
Gene Rossi, QB
Glen Sample, LB
Bill Shalosky, G
1951 Bob Dougherty, FB
Dick Jarvis, E
Andy Matto, T
Frank Middendorf, C
Gene Rossi, QB
Glen Sample, LB
Bill Shalosky, G
Bob Stratton, DB
1950 Jim Kelly, E
Frank Middendorf, C
Gene Rossi, QB
Bill Shalosky, G
Bob Stratton, DB
Lee Haslinger, G
1949 Jim Kelly, E
Tom O'Malley, QB
Jim Dougherty, FB
John Vilkoski, G
1947 Dick Langenbeck, T
Roger Stephens, HB
John Vilkoski, G

aII-AMERICANS



Danny Barrett

1982 AP Honorable Mention



Bob Bell

1970 Central Press Second Team
1970 AP Third Team



James Bettis

1981 AP Honorable Mention



Ken Byers

1961 Williamson Ratings Second Team



Terrill Byrd

2007 AP Second Team



Toney Catchings

1986 Honorable Mention Sporting News



Trent Cole

2004 CollegeFootballNews.com



Greg Cook

1968 AP Second Team
1968 UPI Second Team
1968 NEA Second Team



Deno Foster

1984 AP Honorable Mention



Antonio Gibson

1981 AP Honorable Mention
1982 AP Honorable Mention



Dick Goist

1953 Honorable Mention
1954 Honorable Mention



Alex Gordon

1986 AP Honorable Mention
1986 Sporting News Honorable Mention



Allen Harvin

1982 AP Honorable Mention



Kevin Huber

2007 Consensus First Team
2007 Walter Camp Football Foundation First Team
2007 Sporting News First Team



George Jamison

1983 AP Honorable Mention



Keith Jenkins

1975 Recap Honorable Mention



Jim Leo

1959 Williamson Ratings Honorable Mention



Tom Marvaso

1975 Sporting News First Team



Danny McCoin

1986 AP Honorable Mention



Mike Mickens

2007 FWAA All-America First Team



Al Nelson
1964 AP Honorable Mention



Ray Nolting
1935 Honorable Mention



Jim O'Brien
1968 AP Honorable Mention
1969 AP Honorable Mention
1969 UPI Honorable Mention



Dan Rains
1977 AP Honorable Mention



Gene Rossi
1951 Honorable Mention
1952 Honorable Mention



Tom Rossley
1968 AP Honorable Mention



Jonathan Ruffin
2000 First Team Consensus
(AP, FWAA, Walter Camp, Sporting News)
2000 Lou Groza Award Winner



Clarence Sanders
1975 AP First Team
1975 NEA Second Team



Bill Shalosky
1952 Honorable Mention



Jason Stargel
1986 Sporting News Honorable Mention



Andrew Stewart
1988 AP Honorable Mention



Bob Stratton
1951 Honorable Mention



Reggie Taylor
1984 AP Honorable Mention
1985 AP Honorable Mention
1986 AP Honorable Mention
1986 Sporting News Honorable Mention



Mike Woods
1977 AP First Team
1977 NEA First Team
1977 Sporting News First Team

academic **ALL-AMERICA**



Kris Bjorson, TE
1991 • First Team



Dave Canary, E
1959 • First Team



Dave Faulkner, C
1954 • First Team



Jeff Jones, P
1989 • Second Team



Ed Kloboves, OG
1969 • Second Team



John Kobalka, DT
1997 • First Team



Jerry Momper, C
1964 • Hon. Mention



Jim O'Brien, SE/K
1969 • Third Team



Jason Stargel, WR
1983 • Second Team



Kyle Stroh, DT
1990 • First Team



Kari Yli-Renko, OT
1981 • First Team

all-star game PARTICIPANTS

All-American Bowl

1959 Ed Denk, T
1960 Jim Leo, E

All-American Classic

1989 Marvin Bowman, DB

American Bowl

1969 Greg Cook, QB
1970 Jim O'Brien, E

Blue-Gray Game

1951 Frank Middendorf, C
1957 Barry Maroney, HB
1959 Jack Lee, QB
Max Messner, T
1968 Greg Cook, QB
Tom Rossley, E
1975 Clarence Sanders, LB
1976 Lou West, DB
1986 Alex Gordon, LB (MVP)
1989 Marvin Bowman, DB
1992 Jamie Crysedale, C
Ronnie Dixon, DT
1996 Chris Hewitt, DB
1999 Tinker Keck, DB

Coaches All-America Game

1970 Jim O'Brien, E

College All-Star Game

1953 Bill Shalosky, G
1959 Joe Morrison, HB
1960 Jim Leo, E (MVP)
Ed Kovac, HB
1962 Ken Byers, T
1965 Al Nelson, HB
1969 Greg Cook, QB (MVP)
1971 Bob Bell, T

East-West Shrine Game

1944 Jim Dougherty, HB
1952 Bill Shalosky, G
1955 Dick Goist, HB
1954 Jack Campbell, G
1964 Al Nelson, HB
1969 Jim O'Brien, E

1970 Bob Bell, T
1973 Tom Forrest, OG
1975 Tom Marvaso, DB
1976 Keith Jenkins, DB
1987 Alex Gordon, LB
Reggie Taylor, RB
1988 Danny McCain, QB
1989 Andrew Stewart, DE
1992 Jamie Crysedale, C
1999 Tinker Keck, S
2000 Mario Monds, DT
2007 Brent Celek, TE

Florida Citrus All-Star Classic

1998 Chad Plummer, WR
2000 Deontey Kenner, QB
2002 Kirt Doolin, OL
DeMarco McCleskey, RB
Jonathan Ruffin, K (MVP)
2003 Zach Norton, DB
2004 Jamar Enzor, LB

Hula Bowl

2008 Angelo Craig
Glen "Digger" Bujnoch
Anthony Hoke
Haruki Nakamura

Japan Bowl

1977 Dan Rains, DE
1981 James Bettis, TB

Las Vegas Classic

2004 Hannibal Thomas, WR
2005 Chet Ervin, P
Adam Roberts, DE

North-South Shrine Game

1976 Gary Oetjen, C
Lou West, DB

North-South Game

1953 Bob Marich, G
1959 Ed Kovac, HB
Jim Leo, E
Joe Morrison, HB
1960 Ron Kostelnik, T

All-Ohio Shrine Bowl

1972 Billy Hunter, S
Ed Bolis, LB
Denny Holthaus, OG
1973 Reggie Harrison, HB
Quincy Daniels, HB
Mike Kleinhenz, LB
1974 Mike Campbell, QB
Jeff West, TE
Jim Hoeh, DT
1975 Jay Bonds, FB (MVP)
Paul Hunter, DB
Ed Jones, DT
1976 Steve Bell, TE
Harold Lee, FL
Henry Miller, QB

Senior Bowl

1952 Frank Middendorf, C
1959 Joe Morrison, HB
Dick Goist, HB
1960 Jack Lee, QB (MVP)
Ed Kovac, HB
Jim Leo, E
1969 Greg Cook, QB
Tom Rossley, E
1970 Jim O'Brien, E
1971 Bob Bell, T
1975 Tom Marvaso, DB
1977 Mike Woods, LB
1989 Andrew Stewart, DE
Chris Asbeck, DT
1996 Robert Tate, WR
1997 Jason Fabini, OT
Artrell Hawkins, CB
Brad Jackson, LB
Derrick Ransom, DE
2000 Mario Monds, DT
2004 Trent Cole, DE

Texas vs. the Nation All-Star Bowl

2007 John Bowie, CB



Barry Maroney
1957 Blue-Gray Game Participant



Trent Cole
2004 Senior Bowl Participant



John Bowie
2007 Texas vs. the Nation All-Star Bowl Participant




Denny Holthaus
1972 All-Ohio Shrine Bowl Participant



Angelo Craig, Haruki Nakamura, Digger Bujnoch, and Anthony Hoke participated in the 2008 Hula Bowl.

nfl draft CHOICES



John Popov

1940	Rd.	No.	Team
John Popov, B	17	—	Chicago

1943	Rd.	No.	Team
Nick Skorich, G	15	—	Pittsburgh

1944	Rd.	No.	Team
Vern Ullon, E	5	—	Brooklyn

1946	Rd.	No.	Team
Allen Richards, B	25	—	Chicago Bears

1947	Rd.	No.	Team
Roger Stephens, B	4	—	Chicago Bears
Bill Smyth, T	5	—	Los Angeles Rams
Elbie Nickel, E	15	—	Pittsburgh
Fred Redeker, B	23	—	Green Bay
Dick Lagenbeck, T	27	—	Philadelphia

1948	Rd.	No.	Team
Mike Graham, B	7	—	Los Angeles Rams

1950	Rd.	No.	Team
Sheldon Dunlap, G	20	—	Baltimore
Tom Blake, G	30	—	Baltimore

1952	Rd.	No.	Team
Frank Middendorf, C	12	—	Washington

1953	Rd.	No.	Team
Bill Shalosky, G	5	—	Chicago Cardinals
Gene Rossi, B	11	—	Baltimore
Andy Matto, T	13	—	Los Angeles Rams
Jack Delaney, B	27	—	Pittsburgh

1954	Rd.	No.	Team
Don Fritz, E	12	—	Pittsburgh
Bob Dougherty, B	20	—	Los Angeles Rams

1955	Rd.	No.	Team
Terry Boyle, T	10	—	Pittsburgh
Dick Goist, E	12	—	Detroit
Jim Hoffman, B	28	—	Los Angeles Rams
Bob Howe, B	29	—	Los Angeles Rams

1956	Rd.	No.	Team
Joe Miller, B	22	—	Philadelphia

1957	Rd.	No.	Team
Jim Niemann, B	22	—	New York Giants

1958	Rd.	No.	Team
Barry Maroney, B	13	—	Detroit

1959	Rd.	No.	Team
Joe Morrison, B	3	—	New York Giants
Gene Johnson, B	9	—	Philadelphia

1960	Rd.	No.	Team
Jim Leo, FL	3	—	New York Giants
Ed Kovac, B	6	—	Chicago Bears
Jack Lee, QB	6	—	St. Louis Cardinals
Max Messner, T	9	—	Detroit
Steve Rasso, B	16	—	Detroit

1961	Rd.	No.	Team
Ron Kostelnik, G	2	—	Green Bay

1962	Rd.	No.	Team
Ken Byers, T	7	—	New York Giants

1964	Rd.	No.	Team
Jim Curry, E	6	—	Dallas

1965	Rd.	No.	Team
Al Nelson, HB	3	—	Philadelphia
Brig Owens, DB	6	—	Dallas
Ted Rodosovich, G	12	—	Baltimore

1967	Rd.	No.	Team
Jay Bachman, C	5	132	Green Bay

1969	Rd.	No.	Team
Greg Cook, QB	1	5	Cincinnati
Lloyd Pate, RB	12	287	Buffalo

1970	Rd.	No.	Team
Jim O'Brien, WR/K	3	70	Baltimore

1971	Rd.	No.	Team
Bob Bell, DT	1	21	Detroit
Jesse Taylor, RB	10	244	Washington

1974	Rd.	No.	Team
Evan Jolitz, LB	3	73	Cincinnati
Tom Forrest, G	8	185	San Diego
Reggie Harrison, RB	9	215	St. Louis Cardinals
Sal Casola, K	17	434	Buffalo

1975	Rd.	No.	Team
Jeff West, TE/P	5	122	Cincinnati
Chuck Bland, DB	12	304	Dallas

1976	Rd.	No.	Team
Tom Marvaso, DB	6	179	Washington
Wentford Gaines, DB	9	265	Pittsburgh
Ed Jones, G	14	378	San Diego
Clarence Sanders, LB	17	463	San Diego

1977	Rd.	No.	Team
Keith Jenkins, DB	6	161	Atlanta
Lou West, DB	11	296	Pittsburgh

1978	Rd.	No.	Team
Mike Woods, LB	2	52	Baltimore
Mike Connell, P	10	260	San Francisco
Charles Price, TE	10	264	San Diego

1979	Rd.	No.	Team
Bob Wright, T	11	286	Chicago

1980	Rd.	No.	Team
Farley Bell, LB	6	155	Washington

1982	Rd.	No.	Team
Kari Yli-Renko, T	8	222	Cincinnati
Hobson Milner, RB	12	318	Minnesota

1987	Rd.	No.	Team
Alex Gordon, LB	2	42	New York Jets
Reggie Taylor, RB	11	280	Cincinnati

1988	Rd.	No.	Team
Danny McCain, QB	11	281	Cincinnati

1989	Rd.	No.	Team
Andrew Stewart, DE	4	107	Cleveland

1993	Rd.	No.	Team
Ronnie Dixon, DT	6	165	New Orleans

1994	Rd.	No.	Team
Mike Davis, CB	4	119	Houston
Jocelyn Borgella, CB	6	183	Detroit

1997	Rd.	No.	Team
Sam Garnes, DB	5	136	New York Giants
Robert Tate, WR	6	183	Minnesota

1998	Rd.	No.	Team
Artrell Hawkins, CB	2	43	Cincinnati
Brad Jackson, LB	3	79	Miami
Jason Fabin, OT	4	111	New York Jets
Derrick Ransom, DT	6	181	Kansas City
Rodrick Monroe, TE	7	237	Dallas

1999	Rd.	No.	Team
Chad Plummer, WR	6	204	Denver

2001	Rd.	No.	Team
Mario Monds, DT	6	186	Washington

2002	Rd.	No.	Team
LaVar Glover, CB	7	212	Pittsburgh

2003	Rd.	No.	Team
Antwan Peek, DE	3	67	Houston
Jon Olinger, WR	5	159	Atlanta
Blue Adams, CB	7	220	Detroit

2005	Rd.	No.	Team
Trent Cole, DE	5	146	Philadelphia
Tyjuan Hagler, LB	5	173	Indianapolis
Daven Holly, CB	7	215	San Francisco


2007	Rd.	No.	Team
John Bowie, DB	4	110	Oakland
Brent Celek, TE	5	162	Philadelphia

2008	Rd.	No.	Team
Haruki Nakamura	6	206	Baltimore
Angelo Craig, DL	7	244	Cincinnati

bearcats in the PROS

The following is a list of Cincinnati Bearcats that have played in the NFL, a similar league that preceded, or co-existed with the NFL. A player must have served on the roster with a respective team to be listed.

Player	NFL Team
Blue Adams (2002)	Detroit, Jacksonville, Tampa Bay, Cincinnati
Bill Bailey (1965)	Buffalo, Cincinnati
Danny Barrett (1982)	Calgary, Toronto, British Columbia (CFL)
Jay Bachman (1966)	Denver
Bob Bell (1970)	Detroit, St. Louis
Farley Bell (1979)	New England, Washington (USFL)
Troy Bodine (1984)	Ottawa (CFL)
Vaughn Booker (1991)	Kansas City, Green Bay, Cincinnati
Jocelyn Borgella (1993)	Detroit
John Bowie (2006)	Oakland
Ken Byers (1961)	N.Y. Giants, Minnesota
Vince Carreker (1985)	Cleveland
Toney Catchings (1986)	Cincinnati
Brent Celek (2006)	Philadelphia
Antonio Chatman (2000)	Green Bay, Cincinnati
Trent Cole (2004)	Philadelphia
Mike Connell (1977)	Washington, San Francisco
Greg Cook (1968)	Cincinnati
Jamie Crysdale (1992)	Calgary (CFL)
Mike Davis (1993)	Houston, Cleveland
Mike Derks (1984)	Hamilton (CFL)
Nate Dingle (1993)	Baltimore, L.A. Rams
Ronnie Dixon (1992)	New Orleans, Philadelphia, N.Y. Jets
Jamar Enzor (2004)	N.Y. Jets
Troy Evans (2000)	Houston, New Orleans
Jason Fabini (1997)	N.Y. Jets, Dallas, Washington
Bill Feldhaus (1935)	Detroit
Deno Foster (1984)	Ottawa (CFL)
Randy Fournier (1980)	Calgary, Hamilton, British Columbia (CFL)
Andre Frazier (2004)	Pittsburgh, Cincinnati
Wentford Gaines (1975)	Chicago
Sam Garnes (1996)	N.Y. Giants, N.Y. Jets
Antonio Gibson (1982)	Philadelphia, Baltimore (USFL), New Orleans
LaVar Glover (2000)	Cincinnati
Don Goodman (1983)	St. Louis
Darryl Goosby (1982)	Denver (USFL)
Alex Gordon (1986)	N.Y. Jets, L.A. Raiders, Cincinnati
Tyjuan Hagler (2004)	Indianapolis
Reggie Harrison (1973)	Pittsburgh
Allen Harvin (1982)	Philadelphia, Baltimore (USFL), Washington
Artrell Hawkins (1997)	Cincinnati, Carolina, N.Y. Jets, New England
Chris Hewitt (1996)	New Orleans
Daven Holly (2004)	Chicago, Cleveland
Mike Hurst (1982)	Washington (USFL)
Brad Jackson (1997)	Baltimore, Carolina
George Jamison (1983)	Baltimore (USFL), Detroit, Kansas City



Joe Morrison

Ken Byers

Artrell Hawkins

Jason Fabini



Player	Team
Mel Jenkins (1983)	Calgary (CFL), Seattle, Detroit
Al Johnson (1971)	Houston
Gene Johnson (1958)	N.Y. Giants, Philadelphia
Evan Jolitz (1973)	Cincinnati
Rich Karlis (1980)	Denver, Minnesota, Detroit
Ron Kostelnik (1960)	Green Bay
Ed Kovak (1959)	Chicago
Howie Kurnick (1979)	Cincinnati
Jack Lee (1959)	Kansas City, Houston, Denver
Jim Leo (1959)	N.Y. Giants
Freddie Logan (1982)	Michigan (USFL)
Tom Marvaso (1975)	N.Y. Jets
Danny McCoin (1987)	Detroit
Max Messner (1959)	Detroit, N.Y. Giants, Pittsburgh
Mario Monds (2000)	Cincinnati, N.Y. Giants
Rodrick Monroe (1997)	Atlanta, Cleveland
Joe Morrison (1958)	N.Y. Giants
Al Nelson (1964)	Philadelphia
Elbie Nickel (1946)	Pittsburgh
Rob Niehoff (1986)	Cincinnati
Ray Nolting (1935)	Chicago
Zach Norton (2003)	Baltimore
Jim O'Brien (1969)	Baltimore, Detroit
Jon Olinger (2002)	Carolina
Tom O'Malley (1949)	Cleveland
Brig Owens (1964)	Washington
Lloyd Pate (1968)	Buffalo
Antwan Peek (2002)	Cleveland
Roger Perdrix (1964)	Ottawa (CFL)
Chad Plummer (1998)	Indianapolis, Cincinnati
Phil Poirier (1989)	Calgary (CFL)
Dan Raines (1977)	Chicago
Derrick Ransom (1997)	Kansas City, Arizona
Gene Rossi (1952)	Calgary (CFL)
Clarence Sanders (1975)	Kansas City
Jon Sawyer (1986)	New England
Dan Sellers (1986)	Toronto, British Columbia (CFL)
Nick Skorich (1942)	Pittsburgh
Bill Smythe (1946)	Los Angeles, Cleveland
Bob Stratton (1951)	Toronto (CFL)
Andrew Stewart (1988)	Cleveland, Cincinnati
Clint Stickdon (2004)	Detroit
Jake Sweeney (1940)	Chicago
Robert Tate (1996)	Minnesota, Baltimore, Arizona
Reggie Taylor (1986)	Tampa Bay, British Columbia (CFL)
John Thornton (1990)	Cleveland
Clem Turner (1966)	Cincinnati
Jeff West (1974)	San Diego, St. Louis, Seattle
Mike Woods (1977)	Baltimore
Mike Wright (2004)	New England
Kari Yli-Renko (1981)	Chicago, New Jersey, Baltimore (USFL), Calgary (CFL)

Note: Last season as a Bearcat in parentheses.

all-time LETTERWINNERS

A

Abramowicz, Stan 1941-42
 Abrams, Joe 1988-90-91-92
 Abrahams, Mortimer 1906-07-08-09
 Ackerson, D. Hayward 1907
 Adams, Blue 1998-00-01-02
 Adams, Derrick 1999-00-01-02
 Adams, Dorian 1992-93-94-95
 Adams, Edward 1905-06
 Agger, Eugene 1900
 Ahlborn, C.A. 1885
 Alberts, Butch 1969-70-71
 Alexander, Edwin 1939
 Allen, Darryl 1964-65-66
 Allen, Ernest 1991-92-93-94
 Allen, Jim 1945
 Allen, John 1909-10-11-12
 Allen, Marvin 2001
 Allgyer, Don 1958
 Alii, Kazeem 2006-07
 Altamer, Harold 1916-17
 Ambers, Willie 1976-77
 Amburgy, Bob 1966-67-68
 Ames, Edward 1917
 Amlin, Kenny 1945
 Anderson, John 1960
 Anderson, Josh 1994-96-97-98
 Anderson Paul 1990-91-92
 Anderson, Roger 1939
 Anderson, Trevor 2005-06
 Anderson, William 1947-48
 Andino, Lazaro 1985
 Andreadis, Harry 1951-52-53-55
 Andrew, Timmy 1989-90
 Androit, Don 1977-78-79-80
 Anthony, Floyd 1950-51-52
 Apke, Joe 1983-84
 Archer, Mickey 1978
 Archer, Terry 1984-85
 Archie, Chris 1998
 Arena, John 1988-89-90-91
 Armstead, Fred 1997
 Arnold, Terry 2003
 Asbeck, Chris 1985-86-87-88
 Atkinson, Santo 1972-73-74
 Aukerman, Norm 1954-55-56
 Austin, John 1967

B

Baarendse, Bruce 1978-79-80-81
 Babcock, Joe 1945
 Babylon, Elva 1928
 Bachman, Charles 1903
 Bachman, Jay 1965-66
 Bachman, Nathan 1922-23
 Bachman, Stanley 1907
 Backherms, Alvin 1915-16
 Bacon, Jon 1993-94-95
 Baehr, Lenoard 1913-14-15
 Baer, Carl 1897-98-99
 Bahman, Robert 1890
 Baker, Chad 1994
 Bailey, Art 1976-77
 Bailey, Bill 1964-65
 Bailey, Gilbert 1890
 Balkum, Milt 1966-67-68
 Ballard, Brad 1980-81
 Ballard, Clark 1932-33-34-35
 Ballard, Terry 1964-66
 Ballman, Harry 1931
 Banks, Aldolphous 1965
 Banks, Ed 1959-60-61
 Bardaro, Joe 1968-69
 Barklow, J. Paul 1929-30
 Barnett, Marcus 2007

Barney, Ernest 1929-30
 Barone, Robert 1985
 Barrett, Dan 1979-80-81-82
 Barrett, Dennis 1965
 Barrett, Mike 1966-67-68
 Barwin, Connor 2005-06-07
 Bass, Butch 1973-74-75-76
 Bass, William 1896-97
 Bates, Doug 1989
 Bates, Hugh 1901
 Bauer, Bert 1947
 Bauer, Edwin 1917-18
 Bauer, Wilber 1923-24
 Beal, Eric 1995-96
 Beck, Gene 1982-83
 Beckman, Roland 1957
 Beckum, Steve 1976-77
 Bedway, John 1940-41-42
 Beebe, Henry 1909
 Belew, Steve 1985
 Bell, Bob 1968-69-70
 Bell, Chris 1979-80
 Bell, Farley 1978-79
 Bell, Steve 1974-75-76
 Bellamah, Howard 1947-48-49
 Bellisari, Mike 1978
 Benham, Robert 1932
 Bennett, Mike 1987-88
 Bennett, William 1890
 Bennie, Dan 1967
 Benton, Butler 2004-05-06-07
 Benzing, Joseph 1949-50-51
 Berry, Dwayne 1976-77-78
 Berry, W. Durrant 1894-95
 Bertholf, Bruce 1969
 Bertram, Bill 1957-58-59
 Bertucci, David 1998-99
 Betteman, H. W. 1886-87
 Bettis, Jim 1979-80-81
 Bible, Dana 1973-74-75
 Bible, Daryl 1979-80
 Biedinger, Harry 1908
 Biggs, Ken 1996-97-98
 Billings, DeMarcus 1999-00-01-02
 Binns, Armon 2007
 Birt, Charles 1924-25
 Bissmeyer, Albert 1910-11-12
 Bittekofer, Jack 1948-49
 Bjorson, Kris 1989-90-91-92
 Black, Charles 1956-57-58
 Black, Sam 1995
 Blackwood, Paul 1993-94
 Blake, Tom 1946-47-48
 Bland, Charley 1973
 Blank, Denny 1966-67-68
 Blascovich, Ben 1957-58
 Blasick, Frank 1961
 Blau, John 1913
 Blaylock, Jeff 1991-92-93-94
 Blum, Bob 1950
 Bockhorst, Mike 1988
 Bodine, Troy 1983-84
 Bodnar, Bob 1958
 Boehme, Doug 1977
 Bohl, Harold 1928-29
 Bohnert, Doug 1976
 Bohrer, Robert 1938-39
 Bolar, Diron 1993-94
 Bolis, Ed 1970-71-72
 Bolser, Harvey 1945
 Bolton, Jeremy 2004-06
 Bonds, Jay 1974-75
 Bonner, Cornelius 1996-97-98
 Booker, Vaughn 1987-91
 Boone, Jonathon 1992

Booze, Bill 1980-81-82-83
 Borgella, Jocelyn 1990-91-92-93
 Boslet, Dan 1992-93
 Boss, Ralph 1915
 Bowen, Joseph 1923
 Bowie, John 2003-04-06
 Bowman, Marvin 1985-87-88-89
 Box, Harry 1902
 Boyle, Dan 1976
 Boyle, Terry 1952
 Bradford, Ray 1923-24-25
 Bradford, William 1923-24-25
 Bradner, George 1923
 Brayboy, Gerard 1996-97-98
 Brennan, Tim 1982-83
 Britford, Mike 1990-91-92-93
 Brockman, Don 1971-72-73
 Brokaw, G. 1905
 Brookins, Mike 1978-79-81
 Brooks, Arnold 1986
 Brown, Mike 2002-03
 Brown, Rob 1983
 Brown, Robert 1989-90
 Brown, Ryan 2004-05
 Brown, Scott 1990-91-92
 Brown, William 1931-32
 Brunhoff, Henry 1920-21
 Brunn, Gary 1976-77
 Brunt, Ray 1993-94-95-96
 Bruscinelli, Jack 1988-89
 Bryant, Damon 1990-91
 Bryant, Lester 1914-15
 Bryant, Ron 1968-70-71
 Buchanan, Harry 1910-11-12
 Buell, Harry 1887
 Buerger, Frederick 1911-12-13
 Bujnoch, Digger 2004-05-06-07
 Bunker, Al 1933
 Burdick, Frank 1933
 Burdick, Shaun 1983-84-85-86
 Burleson, Mike 1967
 Burns, Victor 1903
 Burrow, Jeff 1996-97-98-99
 Bursiek, Ralph 1928-29-30
 Bury, Brad 2005
 Bush, Eric 1988-91
 Butcher, H. G. 1899
 Butler, Aaron 2000-01
 Butler, Greg 1971-72-73
 Butz, Charles 1895-96
 Butz, John 1976-77-78
 Byers, Ken 1959-60-61
 Byrd, Jim 1967
 Byrd, Terrill 2005-06-07
 Byrd, Vince 1997-98

C

Caldwell, J.H. 1985-87
 Caldwell, Robert 1905
 Calea, Joe 1978-79-80-81
 Callicott, Franklin 2002-03
 Cameron, Mike 1966
 Campbell, Jack 1951-52-53-54
 Campbell, Mike 1973-74
 Canard, Terry 1972-73
 Canary, Dave 1957-58-59
 Canfield, Trevor 2005-06-07
 Cannon, Tim 1982-83-84
 Capelle, Lou 1939
 Capelle, Smith 1938-39-40
 Carey, Craig 2007
 Carey, Collin 2003-04
 Carmon, Chris 1988-89-90-91
 Carmon, Jim 1989-90-91-92
 Carozzoni, Joe 1978-79-80-81
 Carpenter, Dan 1962
 Carpenter, Jon 2004-05-06-07
 Carreker, Vincent 1985
 Carson, Arch 1885-86-87-88-89
 Carter, Lewis 1998-99-00-01
 Carthan, Larry 1980-81-82
 Carvitti, Tony 2003-04-05-06
 Casey, Steve 1990-92
 Casola, Sal 1971-72-73
 Catanella, Nick 1971-72
 Catchings, Toney 1985-86
 Catenacci, John 1976
 Catlow, William 1887
 Cauley, Darrell 1961-62-63
 Cedeno, Edgar 1995
 Celek, Brent 2003-04-05-06
 Certain, Doug 1981-82
 Chambers, Clark 1972
 Chambers, William 1892-93
 Champion, Hassan 1995-96-97-98
 Chapman, H.G. 1916-17
 Charity, Bob 1976-77
 Chars, George Herbert 1898-99
 Chase, John 1975
 Chatman, Antonio 1999-00
 Chayra, Steve 1996-97
 Cherkins, Bob 1972
 Cherek, Dave 1960
 Cherrington, Frank 1904
 Childress, Rick 1984-85-86
 Chiodi, Andy 1960-61
 Chirchella, Mike 1979-80
 Chisolm, Dwayne 1979-80-81-82
 Chlebeck, Tom 1967
 Chrisman, Claude 1893
 Citron, Herbert 1945
 Claggett, Thomas 2005-06
 Clancey, J.A. 1904
 Clark, Cornelius 1981-82-83
 Clark, Michael 1976-77-78-79
 Clark, Mike 1973-74-75
 Clemens, Mel 1951
 Cleveland, Errol 1981-82-83
 Climer, William 1928-29
 Clyde, Edgar 1913
 Cobb, Bob 1976
 Cobb, CJ 2007
 Cobb, Fred 1976-77-78
 Cobb, Gardner 1973-75-76-77
 Cockowski, Jim 1963
 Cockrell, Johnathan 1988-89-90-91
 Coffee, Shane 1989
 Cole, Lowery 1996-97
 Cole, Trent 2002-03-04
 Coleman, Marcus 1994
 Colton, Anthony 2002-03
 Cokes, Shawn 1989
 Collaros, Tim 1967
 Collett, Steve 1970
 Collins, Doug 1965-66-67
 Collins, Jack 1969
 Collins-Baker, Jason 1997-98-99-00
 Comchoc, Rudy 1954-55
 Conatser, Ken 1959-60-61
 Conatser, Will 1952-53-54
 Concilia, Joe 1951-52-53
 Connell, Mike 1974-75-76-77
 Conner, Chuck 1957
 Constable, Charles 1917-18-20
 Converse, Howard 1959-60
 Cook, Brent 1969-70
 Cook, Greg 1966-67-68

Cook, Jim 1936
 Cook, Walter 1900-01-02
 Coons, Edgar 1921
 Cooper, Jackie 1988-89
 Cooper, Robert 1996-97-98-99
 Cooper, Russell 1980
 Coppess, Jason 1990-91-92-93
 Coppola, Bob 1999-00
 Coppola, Ted 1963-64
 Costello, Walter 1902
 Cornett, Torry 2006-07
 Couch, John 1885
 Couch, Ron 1955-56-57
 Cousins, Mike 1970-71
 Cowan, Steve 1969-70-71
 Coyle, Max 1939-40
 Craggette, Hosea 1970-72
 Craig, Angelo 2005-06-07
 Craig, Lewis 1931
 Crampton, Frank 1928
 Crawford, Mark 1980-81-82-83
 Cretors, Paul 1940
 Crist, Ray 1924
 Croake, William 1916-17
 Crolley, Frank 1920-21
 Cross, Frank 1891
 Croucher, James 1940
 Crumrine, Chuck 1956-57-58
 Cry, Leonard 1986-87-88
 Crysdale, Jamie 1989-90-91-92
 Cummins, James 1937
 Cunningham, Eldon 1899-1900
 Curl, Joe 1979-80
 Curry, Jim 1962-63
 Curry, Phillip 1994-95-96-97
 Cusumano, Mike 1977-78
 Cygan, Joe 1969
 Cynkar, Lou 1967

D

Dablow, Steve 1967
 Daley, Jim 1976-77-78
 Dallen, Tom 1993-94
 Daniels, Kwest 1998
 Daniels, Matt 1985
 Daniels, Mike 2003-04-05-07
 Daniels, Quincy 1972
 Darden, Malcolm 1983-84
 Daum, Fred 1938-39
 Davila, Nick 2005-06
 Davis, Adolph 1910-11-12
 Davis, Antonio 1999-00
 Davis, Bill 1985-86-87-88
 Davis, Bryan 1999
 Davis, G. Allen 1931-32-33
 Davis, Hank 2005
 Davis, Joe 1963
 Davis, Larry 1961
 Davis, Michael 1991-92-93
 Davis, Wilford 1916-17-18
 Dawley, Cedric 2003
 De Rosa, Charles 1963
 Deatherage, J.R. 2000-01
 DeFillipo, Nick 2006-07
 DeGarmo, Al 1945
 Deinhart, Marty 1980
 Del Bene, Dom 1951-52-53
 Del Fine, Michael 1953
 Del Rosa, Bob 1956-57-58
 Del Rosa, Gus 1954-55-56
 Delaney, Jack 1950-51-52
 DeLucia, Dick 1975-76-77
 Denk, Ed 1956-57-58
 Denk, Jim 1966
 Denner, Clarence 1914-15-16
 Derks, Mike 1984
 DeRosa, Doug 1962-65
 DeVincentis, Larry 1957
 DeWalt, Carl 1974-76-77
 DeWitz, Keith 1957
 Dickerson, Richard 1903-04
 Dickson, William 1894-95-96
 Diehl, George 1891
 Dillhoff, Glen 1951-52-53-54
 Dingle, Nate 1990-91-92-93
 Dixon, Joe 1998-99-00
 Dixon, Malloy 1938-39-41
 Dixon, Rob 2002
 Dixon, Ronnie 1990-91-92
 Dixon, Troy 1987-88
 Dorsey, Ron 1970-71
 Dost, Frank 1929-30
 Douds, Andy 1936
 Doughterty, Bob 1951
 Doughterty, Jim 1947-48-49
 Drake, Hall 1945-46-47
 Drewery, Robert 2000-01
 Driscoll, Jim 1950
 DuBray, Ernest 1907-08-09-10
 Duckens, Bob 1990-91-92-93
 Dudley, Walter 2002-03-05
 Duenas, Mario 2006-07
 Dufford, Jack 1939
 Duncan, Harry 1933-34-35-36
 Dunlap, Sheldon 1947-48-49
 Dyke, John 1988
 Eastlake, Steve 2003-04-05
 Easton, Russell 1909-10-11-12
 Eaton, Lyman 1893-94-95-96
 Ebberts, Howard 1941
 Eddington, Derrick 2003
 Edwards, Steve 1979-80-81-82
 Edwards, Willis 1999-00-01-02
 Egenolf, Tom 1981-82-83-84
 Eiben, Larry 1967-68-69
 Eilerman, Joe 1977-78-79
 Eilers, Henry 1917-18-19-20
 El-Amin, Khalil 2005-07
 Elchynski, Ted 1959
 Elliott, Dante 1998-99-00
 Elmingar, Steve 1985
 El-Mubarak, Muhammed 1991-93-94-95
 Emerson, Lowe 1896
 Emmerich, Charles 1936
 Emmerich, Gus 1935
 Enzor, Jamar 2001-02-03-04
 Ertle, Ron 1969-70-71
 Ervin, Chet 2002-03-04-05
 Estadt, Dick 1960
 Evans, Percy 1995-96-97-98
 Evans, Phil 1956
 Evans, Troy 1999-00
 Everham, Arthur 1900-01
 Fabini, Jason 1994-95-96-97
 Fabis, Glenn 1976-78-79-80
 Farfaring, Patrick 2003-04-05-06
 Faris, Jim 1945
 Farkas, Glenn 1987-88-89-90
 Farrell, Tom 1961
 Faulkner, Dave 1952-53-54
 Fayton, Robert 1980
 Feaster, John 2002-03

E

Eastlake, Steve 2003-04-05
 Easton, Russell 1909-10-11-12
 Eaton, Lyman 1893-94-95-96
 Ebberts, Howard 1941
 Eddington, Derrick 2003
 Edwards, Steve 1979-80-81-82
 Edwards, Willis 1999-00-01-02
 Egenolf, Tom 1981-82-83-84
 Eiben, Larry 1967-68-69
 Eilerman, Joe 1977-78-79
 Eilers, Henry 1917-18-19-20
 El-Amin, Khalil 2005-07
 Elchynski, Ted 1959
 Elliott, Dante 1998-99-00
 Elmingar, Steve 1985
 El-Mubarak, Muhammed 1991-93-94-95
 Emerson, Lowe 1896
 Emmerich, Charles 1936
 Emmerich, Gus 1935
 Enzor, Jamar 2001-02-03-04
 Ertle, Ron 1969-70-71
 Ervin, Chet 2002-03-04-05
 Estadt, Dick 1960
 Evans, Percy 1995-96-97-98
 Evans, Phil 1956
 Evans, Troy 1999-00
 Everham, Arthur 1900-01

F

Fabini, Jason 1994-95-96-97
 Fabis, Glenn 1976-78-79-80
 Farfaring, Patrick 2003-04-05-06
 Faris, Jim 1945
 Farkas, Glenn 1987-88-89-90
 Farrell, Tom 1961
 Faulkner, Dave 1952-53-54
 Fayton, Robert 1980
 Feaster, John 2002-03



Joe Abrams



Kris Bjorson



Bob Charity




Ed Denk



Dick Estadt



Patrick Farfaring



Don Goodman

Fein, Rick 1973-75
Fehlner, Bill 1971
Felder, Darrius 1993-94-95-96
Feldhaus, Bill 1934-35-36
Felsner, Glen 1983
Fenker, Ken 1911-12-13
Fenlon, Robert 1946-47-49
Fennekohl, Art 1927
Fennel, Adolph 1900-01-02
Fennell, Clem 1970-71-72
Fenzel, Al 1945
Ferguson, Bill 1939
Ferguson, Delbert 2006-07
Ferguson, Shawn 1995-97-98
Fick, John Edward 1918
Fields, Ivan 1999-00-01-02
Filger, Joseph 1925-26-27
Finch, Neil 1907
Fink, David 1988-89
Fishback, Victor 1914-15
Fisher, Frank 1907
Fisher, N.V. 1927-28
Fitzgerald, Chuck 1991-92
Fitzgerald, Leroy 1931-33
Fitzgerald, P.H. 1920-21
Flach, Fred 1903-04
Flaherty, Mike 1965
Fleming, Bob 1945
Fletcher, Alan 1991-92-93
Fletcher, Tom 1969-70
Flohr, Ralph 1909-10-11-12
Flores, Chris 2006-07
Fogler, Jim 1981-82-83
Foley, Albert 1937
Foley, Louis 1893
Foley, William T. 1905-06
Ford, Ed 1966
Ford, Marion 1971-72-73
Foreman, Butch 1967-68-69
Foreman, William 1896-97
Forrest, Ted 1998-99-00-01
Forrest, Tom 1970-72-73
Foster, Deno 1981-82-83-84
Foster, Trevor 1992-93-94-95
Fournier, Randy 1977-78-79-80
Fowler, Bill 1973-74-75
Fowler, Ken 1993-94-95
Francoise, Bill 1977
Francisco, Shaun 1990
Franklin, Cliff 1942
Frankos, Nick 1982-83-84-85
Franz, Ron 1957-58-59
Fratz, Arthur 1918-20-21-23
Frazier, Andre 2001-02-03-04
Freeman, E.R. 1885
Freese, Ollie 1942-46
Frey, Carl 1918-19
Friedman, Sid 1938-39-40-41
Fries, Daniel 1914-19-20
Frisina, Mike 1977-78
Fritsch, Louis 1899-00
Fritz, Don 1951-52-53
Fry, Chip 1977
Fugere, Rich 1963-64-65
Fuller, Bobby 1998-99
Fulop, Jeff 1988-89-90-91
Fulton, Ivan 1995-96
Furst, Wesley 1903

G

Gaines, Wentford 1974-75
Ganelli, Dave 1969-70
Gant, London 1936
Gantert, Steve 1976-78-79-80
Garden Lloyd 1998-99-00
Gardner, Josh 1999-00-01-02
Garnes, Sam 1993-94-95-96
Garnett, Robert 1991-92-93-94



Brad Griffin

Garofolo, Joe 1974
Garvin, Dan 1937-38-39
Garvin, Milton 1937-38-39
Garvin, Pete 1946
Gates, Edward 1892
Gates, Mike 1979-80-81-82
Geiser, Bob 1957
George, Chris 1995
George, Eric 1985
George, Ron 1966
Gerdson, Al 1939
Germany, Donald 2003-04-05
Giacometti, Dean 1940-41
Giannandrea, John 1957-58-59
Gibboney, Larry 1936-37
Gibbs, Kirk 1999-00
Gibbs, Robert 1979-80-83
Gibson, Antonio 1981-82
Gibson, Gene 1949-50
Gibson, Jim 1942
Giddens, Antwan 2004-05-07
Giebel, Robert 1914
Gilliand, Sam 1936
Gilliland, William 1930-31-32
Gilyard, Marshwan 2005-07
Glasgow, Charles 1920-22-23
Glasgow, Russell 1922-23-24
Glatthar, Bradley 2004-05-06-07
Glover, LaVar 1998-99-00-01
Golewiski, Stan 1951-52-53
Goebel, John 2006
Gohenn, Richard 1910-11-12
Goist, Dick 1951-52-53-54
Golding, William 1937
Goldmeyer, Clifford 1929-30-31
Goldner, Phil 1960-61-62
Goodman, Dominick 2005-06-07
Goodman, Don 1982-83
Goosby, Darryl 1981-82
Goosman, Herbert 1913-14-15
Gordon, Alex 1983-84-85-86
Gordon, Glenn 1979
Gordon, Jack 1951-55-56
Gordon, Walt 1956-57-58
Gorton, Mike 1968
Gossett, DeJuan 1997-98-99-00
Gotovac, Nick 1984-85
Grace, Ralph 1936
Grad, John 1960-61
Grady, Tim 1969-70
Graham, Jeff 1986-87
Graham, Mike 1942-46-47
Grammann, Mike 1983-84
Grammer, Donald 1950-51-52
Grant, Reggie 1992-93-94
Graves, Bill 1957-58-59
Grawe, William 1930
Gray, Geoffrey 1903
Graydon, Joseph 1893
Green, Bo 1978-79-80-81
Green, George 1898
Green, Gordon 1954-55-56
Green, Jim 1967
Green, Trey 1983-84-85-86
Greenbaum, Walter 1900
Greene, Marcellus 1977
Greenlees, Campbell 1889
Gregg, Clifford 1915-16-17
Gregg, Daniel 1909
Gregg, Ellis 1914-15-16
Gretchen, Mike 1940-41-46
Greunschlaeger, Steve 1985
Griest, Howard 1941
Griffin, Brad 1983-84
Griffin, Sam 2007
Grigas, Charles, 1963
Griggs, Mark 1978
Grimes, Mike 1977



Walter Heuck

Grimsley, Dan 1988-89-90-91
Grooms, Terry 1993-94-95-96
Grothaus, Keith 1975
Grubb, Ted 1997-98
Gruzta, Dustin 2005-06-07
Guidugli, Ben 2007
Guidugli, Gino 2001-02-03-04
Gulick, Richard 1936
Guyot, Noel 1951-52-53-54
Guzda, Mike 1990-91-92-93
Gwynne, Dave 1959

H

Haas, Elwood 1917
Habekotte, Georgia 1916
Haby, Linus 1934-35-36
Haehnel, Elmer 1909-10
Hagans, Aaron 1977-78-79
Hagler, Tyjuan 2002-03-04
Hailey, Ben 1980-81-82-83
Hall, Chas 2000
Hall, James 1932-33-34-35
Hall, JaJuan 2003-04-05-06
Hall, Lionel 1939-40
Hall, Richard 2002-03-04
Hall, William O. 1911-12
Hallerman, Lee 1924-25-26
Hallett, Arthur 1928-29-30
Hamilton, Joe 1998-99
Hamm, Tremell 1993
Hammel, John 1887
Hampton, Guy 1979
Handwerker, David 1978-79
Hanks, Francis 1918
Hanna, Clarence 1945
Harden, Zeke 1971-72
Harder, Tim 1988
Hardin, Ollie 1949
Harding, Darrell 1992-93-94-95
Hargrove, Carl 1981-82-83
Harlan, Nate 1950-51-52
Harless, Ted 1961
Harned, Mark 1914
Harp, Lance 1991-92-93
Harp, Larry 1960-61
Harper, Eric 1997-98
Harris, David 2000-01-02
Harris, Rob 1982
Harris, Rodney 1990
Harrison, Joe 1999-00-01
Harrison, William 1929-30
Harrison, Reggie 1971-72-73
Harris, Joseph 1885-86
Hart, Dennis 2002-03
Hartkopf, Leif 1979-80
Hartman, Jim 1942
Hartong, Hank 1961
Hartzell, Morton 1894-95
Harville, Cecil 1952
Harvin, Allen 1978-79-80-81-82
Harwell, Tedric 2001-02-03-04
Haslinger, Lee 1949-50-51
Hatcher, Bryant 1989
Hauk, Joe 1948-49
Hauser, Dan 1975
Hausfeld, Robert 1987-88
Hawkins, Artrell 1994-95-96-97
Haydon, John 1891
Hayes, Ron 1974-75-76
Hays, Harry 1887-88
Hays, Larry 1960-61-62
Hazel, Kevin 2002-03
Hebbeler, Joe 1959
Heffron, Ron 1983-84
Heidorn, Ray 1966-67
Heil, Phillip 1931-32-33
Heineman, Scott 1977-78-79-80
Heinold, Frederick 1916-19-20



Paul Johnson

Heinz, Bill 1969
Heitkamp, Greg 1987-88
Heizmann, Les 1948
Helm, Tony 1979-80-81-82
Henderson, Jim 1969-71
Hendricks, Charles 1903
Heneveld, Craig 1969-70-71
Hergott, Greg 1998-99
Herman, Roman 1924-25-26
Hermann, John 1930-31
Hernandez, Oscar 1983
Hess, Barry 1961
Hessell, Edward 1932
Hessler, Harvey 1924
Heuck, Alphonso 1887
Heuck, Robert 1909-10-11-12
Heuck, Walter 1910-11
Hewitt, Chris 1993-94-95-96
Hibbard, Merrill 1993-94-95-96
Hice, Nate 1999-00
Hice, Joe 1985-86-87-88
Hicks, Louis 1913
Higgins, Phil 1961-62-63
Hill, Howard 1978
Hilliard, Mike 1970-71
Hinson, John 2003
Hoeh, Jim 1972-73-74
Hoffmeister, Charles 1905-06-09
Hogg, Cassius 1888
Hoke, Anthony 2004-05-06-07
Hollaender, Dave 1945
Holland, Robert 1902-03
Holly, Daven 2001-02-03-04
Holmes, Fred 1937
Holstein, Jim 1950
Holterhoff, Ralph 1892-93-94
Holthaus, Denny 1969-71-72
Hood, 1909
Hoog, Don 1988-89
Hoog, Doug 1988-89-90-91
Hoose, Jim 1964-65-66
Hoover, Adam 2000-01
Hopkins, William 1918-19
Hoppel, Adam 2006-07
Horschel, Joe 1969-70
Horton, Antoine 2003-04-05-06
Householder, Mark 1978-79-80
Houser, Don 1990
Howard, 1905
Howard, Charlie 2007
Howard, Steve 1984-85
Howell, Bob 1961-62-63
Howles, James 1924-25
Hrnyak, Nick 1968-70
Huber, Daryl 1985-86-87-88
Huber, Kevin 2007
Hubley, Myron 1928
Hucke, Raymond 1928-19-20
Hudson, Reggie 1991-92-93-94
Hughes, Donnell 1989
Humphrey, Hayden 1988
Humphrey, Will 1991
Humphrey, Wilson 1989-90
Hundemer, Will 1950-53
Hunt, Ashley 1997-98-99-00
Hunt, Jack 1945
Hunt, Jason 2001-02
Hunter, Billy 1970-71-72
Hunter, Denton 1971
Hunter, Dwayne 1987
Hunter, Paul 1974
Hurley, Edward 1904
Husick, Mike 1981-82
Husic, Bob 1950-51-52
Hyndman, Fred 1909
Hynes, Robert 1923
Hynoski, Fred 1960-61-62



Craelael Kimbrough

I

Iber, Frank 1920-21
Ibold, 1904
Iglauer, Samuel 1891-92-93-94
Inott, Ralph 1904-05-06-07
Insalaco, Phil 1986-87-88
Isham, Phillip 1894
Isom, Jasen 1997-98
Ivanovich, Mike 1977
Ivey, Gene 1924
Ivy, Scott 1981-82-83-84

J

Jackson, Andre 1983-84-85-86
Jackson, Anthony 1991
Jackson, Boyd 1983-84-85
Jackson, Brad 1994-95-96-97
Jackson, Campbell 1917
Jackson, David 1995-96-97-98
Jackson, Denny 1968-69
Jackson, Earnest 2004-05-06-07
Jackson, Jeremy 2001-02-03-04
Jackson, Jonathan 2002-03
Jackson, Kevin 1994
Jackson, Ray 2000-01
Jackson, Tony 1965-66-67
Jacobs, Don 1939
Jaeger, James 1951
James, Dick, 1969-70-71-72
Jamison, George 1980-81-82-83
Jansen, Don 1949-50
Jarrett, Harry 1983
Jarvis, Dick 1950-51
Jefferson, Bob 1987-88
Jenike, Bill 1952
Jenkins, Brian 1990-92-93
Jenkins, Gary 1971-72
Jenkins, Keith 1975-76
Jenkins, Mark 1982-83
Jenkins, Mel 1982
Jessen, Tom 1947-48
Jeter, Frank 1975-76-77
John, Patrick 1991-92-93
Johnson, Albert 1969-70-71
Johnson, Carl 1989
Johnson, Clyde 1890-91-92-93
Johnson, Doug 1997
Johnson, Ed 1986-87
Johnson, Eddie 1997-98-99-00
Johnson, Ellis 1978-79
Johnson, Murray 1952-53
Johnson, Nils 1989-90
Johnson, Paul 1956
Johnson, Richard 1989-90-91
Johnson, Ron 1976-77
Johnson, Walter 1985-86-87
Johnston, DeWayne 1999-00-01
Jolitz, Evan 1972
Jones, Ben 1963
Jones, Brad 2006-07
Jones, Carl 2002-03
Jones, Dick 1938-39-40
Jones, Doug 2004-05-06-07
Jones, Ed 1973-74-75
Jones, George 1978-79
Jones, Jeff 1987-88-89-90
Jones, Travis, 1989-90
Jones, Tyjuan 2005
Jordan, Alvin 1992
Jordan, Ken 1965-66-67
Judge, Joe 1998-99
Julian, James 2002
Jurek, Chris 2007
Justice, Howard 1916-17-18

K

Kaemmerle, Carl 1932-33
Kane, Bob 1950-51



McKinley Lancaster

Kane, Dick 1948-49-50
Kantor, Bob 1960
Kapetanios, Tony 1977-78-79
Karlis, Rich 1978-79-80
Katenkamp, Tom 1977
Kattus, Mike 1960-61
Katz, Dale 1990-91-92
Katzeff, Rick 1972
Kaufman, Earle 1933-34-35
Keane, Mike 1948
Keck, Tinker 1997-99
Keinath, William 1937
Keith, Tye 1999-00-01-02
Kelce, Jason 2007
Kelchner, Orville 1938-39-40
Kelchner, William 1940
Keller, George 1924
Kellett, Dan 1978-79
Kelly, Dellano 1984-85-86-87
Kelly, James 1973-74-75
Kelly, Jim 1947-48-49-50
Kelly, Mike 1968-69
Kelly, Mike 1986-87
Kemper, Roger 1887-88
Kemper, Roger Hall 1897
Kennedy, Edward 1910-11-12-13
Kenner, Deontey 1997-98-99-00
Kennett, William 1902
Kibler, Carl 1916
Kimbrough, Craelael 1992-93-94-95
Kinney, Clark 1957
Kinney, Ransom 1918
Kinsey, Boyden 1891-92-93-94
Kinsey, Lawrence 1929-30
Kinsler, Latish 1990-91-92-93
Kirkpatrick, Ville 1902
Kirstein, Paul 1936
Klein, Chester 1912-13
Kleinhenz, Mike 1971-72-73
Klimczak, Stan 1947-48-49
Kloboves, Ed 1977-78-79
Klusman, Len 1945
Knapp, Fred 1933
Kneisner, Bill 1945
Knight, Ed 1952-53
Knighten, Willis 1990
Knutson, Matt 1995
Kobalka, Hugo 1949-95-96-97
Koehler, Walt 1959
Koehler, William 1916-17
Koester, Kyle 2003
Kohl, Chris 1988-89
Koman, Larry 1965
Konkel, Ron 1956
Kopich, Bob 1962-63-64
Kopich, Frank 1963
Koppenhoeffer, Ted 1975
Kostelnik, Ron 1959-60
Kouri, Larry 1955-56
Kovac, Ed 1957-58-59
Koynock, Joseph 1990
Krampe, Hugo 1908-09-10-11
Krapp, Frank 1897
Kraske, William 1940-41
Kratt, Emil 1920
Kreimer, Alfred 1904-05
Krimmer, Dan 1992
Kuck, Edward 1911-12-13
Kugler, Marlay 1902-03
Kuhn, Hugh 1918
Kurnick, Howie 1975-76-77-78

L

Ladd, Anthony 1993-94-95-96
LaForgia, Justin 2002
Lancaster, McKinley 1983-84
Lang, Frank 1999-00-01
Langen, Dave 1903

all-time LETTERWINNERS

Langenbeck, Dick 1946-47
Langenheim, William 1891-92
Langenheim, Ralph 1914-15-16
Lathan, Dave 1985-86
Lattimore, Kenwood 2002
Laub, John 1930
Lauck, James 1936
Laurence, Daniel 1890-91-92-93
Laurie, Joe 1970-71-72
Lavelle, Pat 1985-86-87-88
Lawson, Sig 1954-55-56
Lawson, Stanley 1885
Lawson, Tom 1988
Lea, Este 1891
Leach, John 1960
Leahy, Pat 1984
Lease, John 1923-24-25
LeBoutillier, George 1894
Lee, Greg 1999-00
Lee, Harold 1974-75-76
Lee, Jack 1957-58-59
Leininger, Arthur 1932-33
Leins, Dave 1956
LeKamp, Lester 1929-30
Lemire, Jamie 1992-93-94-95
Lee, Jim 1957-58-59
Leshnak, Bob 1984-85-86-87
Lewis, Dave 1971-72
Lewis, Ernie 1967-68
Lewis, John 1985-86-87
Lewis, Melvin 2000
Lewis, Mike 1993
Lewis, Robert 1930-31
Lewis, Thaddeus 2002-03
Lewis, Walter 1984
Liggins, Keathus 1983
Ligons, Dave 1976
Ligons, Tom 1973-74-75
Lilly, E.J. 2001
Lindsey, Chad 1990
Linkenbach, Jeff 2006-07
Linneman, Joseph 1920-21
Lisek, Jason 2000
Logan, Freddie 1981-82
Lonchar, Thomas 1939-40
Looney, Steve 1986
Louis, Michael 1978-79-80-81
Love, Leon 1958-59-60
Love, Ka'Son 2001-03
Love, Mike 1999-00
Love, Willis 1975-76
Lovell, Kevin 2004-05-06
Lowenstein, Harry 1887
Lucas, Rob 1995-96-97-98
Lucas, Steve 1973-74-75
Lucius, A.J. 2001-02-03-04
Lucka, Rich 1965
Lunsford, Carlton 1930-31
Lutmerding, Medard 1928-29-30
Lytle, James 1888

M
Maccioli, Ferd 1953-54
Macjko, Tom 1965-66-67
Machi, Al 1969
Machle, C. 1922-23
Macikas, Anthony 1939-40-41
Mack, John 1969-70-71
Mackie, Joe 1962
Maddox, Arthur 1952
Maddox, Mike 1990-93
Maddox, R.D. 1894
Maddux, Robert 1923-24-25
Madeya, Bill 1965
Malone, C.J. 1908-09-10

Malone, Jody 1985-86
Malone, Roy 1939
Maloney, Tom 1940-41
Mammarella, Jason 1997-98-99-00
Manalac, Ryan 2005-06-07
Manfredini, Chris 2003
Mann, David 1975-76-77
Manning, Tom 1965
Manny, Erwin 1936
Manor, Joe 1962
Marich, Robert 1951-52-53
Maroney, Barry 1955-56-57
Marshall, Stanley 1995
Marsh, DeJuan 1995-96
Marshall, Linwood 1981-82-83
Martin, Harold 1924-25
Martin, Jared 2006-07
Marvaso, Tom 1973-74-75
Marx, Robert 1906-07-08
Masdea, John 1952-53
Mason, Al 1970-71-72
Massong, Bob 1977-78-79
Masterson, Mark 2000
Matthews, Dennis 1965-66-67
Matthews, Randolph 1894-95-96-97
Matthews, Tom 1987-88
Matthews, Ricardo 2006-07
Matto, Andy 1950-51-52
Mauk, Ben 2007
Maxwell, Paul 1959-60-61
Mays, P.J. 1999
McAndrews, Anthony 1921-22-23
McBride, Randy 1969-70-71
McCabe, Bob 1964
McCafferty, Collin 2007
McCall, Ed 1983-84
McCann, Gene 1953-54-55
McCarthy, Mike 1967
McCarthy, Sean 1988
McCartney, Arch 1917
McClain, William 1950
McCleskey, DeMarco 1998-00-01-02
McClure, 1904
McCoin, Danny 1984-85-86-87
McComas, Ralph 1910-11
McCray, Frank 1902-03-04
McCullough, Kevin 2005, 2006
McCutcheon, Bob 1959-60
McDonald, Bill 1949
McFadden, Kevin 1986
McFarland, Bob 1961-62
McGee, Frank 1890-91
McGee, Travis 2002-03
McGill, Neil 1903
McGinley, Mike 1956
McGonegle, Jack 1965
McGraw, Rich 1983
McHenry, Ron 1967-68
McKeever, Dan 1950
McKeever, Tom 1950-51-52
McKenzie, Donnell 2006
McKenzie, Roger 1950
McKinney, Al 1985-86-87-88
McKnight, Butch 1969
McKnight, Don 1995-96-97-98
McMillan, Don 1946-47-48-49
McNamee, Ralph 1939-40
McNeal, Yancey 1982
Meador, Robert 1945-48-49
Meguiar, Robert 1936
Meier, Bob 1940-41-42
Meinering, John 1980
Melina, Tom 1976
Melish, John Howard 1894
Menke, Bob 1971-72-73

Menke, Bob 1948-49
Mercer, Dale 1980
Mercer, Matt 2001-02-03-04
Mercer, Rich 1974-76
Mercurio, Mark 1969-70
Merkich, Bob 1967-68-69
Merriam, Dave 1963
Merritt, Marv 1954-55
Messner, Max 1957-58-59
Metz, Walter 1930-31
Meyer, Al 1927
Meyer, Urban 1984
Meyers, Phillip 1919-20-21
Mickens, Mike 2005-06-07
Middendorf, Frank 1949-50-51
Middendorf, Matt 1985-86-87
Miller, Bob 1965-66-67
Miller, David 1977
Miller, Ed 1966-67-68
Miller, Gene 1966-67-68
Miller, Henry 1973-74-75-76
Miller, Joe 1953-54-55
Miller, Mike 1968-69-70
Milligan, Norm 1986
Mills, Robert 1929-30
Milner, Bob 1965-66-67
Milner, Hobson 1981
Minor, 1905
Misali, John 1971-72-73
Misik, Jerry 1965-66-67
Mitchell, Kevin 1991
Mitchell, Montrell 1999
Mitchell, Otis 1974-75-76
Mittwede, Harry 1939
Mizener, James 1993
Moche, Joe 1962
Moeschl, Scott 1980
Molden, Eric 1979
Mompfer, Jerry 1962-63-64
Monaghan, Doug 2001-02-03-04
Monds, Mario 1999-00
Monfort, Joseph 1988-89
Monroe, Rodrick 1997
Montgomery, Dan 1966
Montgomery, James 1914-15
Montgomery, Walter 1990
Montiel, Dave 1990-91-92
Moody, Willis 1989-90
Mooney, Norm 1950
Moore, Charles 1901
Moore, Greg 2004-05-06-07
Moore, Keith 1972
Moore, William 1978-79-81
Mooth, John 1951-52
Morgan, Leo 2006-07
Morgan, Mike 1973
Morgan, Richard 1962-63-64
Morrill, Albert 1897-98
Morris, Jerry 1960
Morris, Joseph 1914-15-16
Morris, Tim 1978
Morris, Wellslake 1916-17
Morrison, Joe 1956-57-58
Morrison, Robert 1908-09-10
Mortemore, Gary 1954-55-56
Morton, Mike 1983-84
Morton, Pat 1963
Moser, Hank 1950
Mosketti, Bob 1954-55
Muche, Ray 1967
Mueller, Alfred 1907
Mueller, Bob 1942
Mukes, Roosevelt 1985-86-87-88
Mumford, Eric 1972
Munlin, Vincent 1986-87-88-89

Murcay, Mike 1945
Murphy, Jamey 2002-03-04
Murphy, Jim 1942
Murphy, Johnny 1981-82-83-84
Murphy, Mike 1953-54-55
Murphy, Shawn 2000-01
Murray, George 2001-02-03-04
Mussey, Robert 1904-05
Myers, Jim 1979-80-81-82
Myers, Ralph 1973-74-75-76
Myers, Steve 1979
Myers, Tom 1963

N
Nakamura, Haruki 2004-05-06-07
Nash, Darryl 1986
Nau, Clyde 1933-34-35-36
Nau, Robert 1930
Nelms, Lamonte 2006-07
Nelsen, Jim 1957-58-59
Nelson, Al 1962-63-64
Nelson H.D. 1920
Nelson, Jerry 1962-63-64
Nelson, Jim 1968-69
Nelson, Ron 1965-66-67
Neville, Al 1963-64-65
Newman, Rush 1918
Newmann, Ed 1965-66-67
Newton, Jon 2005-06-07
Nichols, Mike 1976-77
Nickel, Elbie 1940-41-42-46
Nickel, Joe 1968
Niederhelman, Jerry 1972-73
Niehoff, Rob 1983-84-85-86
Nieman, Howard 1896-97-98-99
Nieman, Samuel C. 1896-97-98
Niemann, Jim 1954-55-56
Nimma, Lo 1925-26
Nippert, James 1922-23
Nirenberg, Dave 1967
Noble, Terry 1983-85-86-87
Noll, Robert 1899
Nolting, Ray 1933-34-35-36
Nolting, Roger 1945
Norton, Zach 2000-01-02-03
Notacker, Brad 1982-83-84
Novak, Ed 1974-75-76

O
Oakes, Pat 1993-94-95
Oblak, Fred 1959-60-61
O'Brien, Dan 1987
O'Brien, Jim 1967-68-69
O'Connell, Jim 1974-75-76-77
O'Conner, Tim 1981-82
O'Donnell, Robert 1894-95
Oeh, William 1936-37
Oetjen, Gary 1975-76
Oetjen, Greg 1971-72
Oganowski, Kas 1971-72
Ogle, Bill 1988
Oling, Jon 1999-00-01-02
Oliver, Jeff 1989
Olszewski, Walt 1956
Olsverson, Jesse 1994-95
O'Malley, Tom 1948-49
Omogrosso, Tony 1980-81
Openheimer, Otto 1938-39-40
Oradat, Greg 1974-75
Orak, Andy 1980
Orr, Gordon 1937
Orton, Philo 1890-91
Ousley, Jim 1969
Outlaw, Napoleon 1974-75-76-77

Overgaaauw, Gary 1987-88
Owens, Brig 1963-64
Owens, Ervin 1984-85-86-87
Owens, Russ 2002
Owens, Thurman 1947-48-49

P
Pacl, Tom 1958-59-60
Pagan, Louie 1983
Palmer, G.M. 1920-21-22
Palmer, Roy 1914-15-16
Pangello, Erv 1939
Pape, John 1918
Pardini, Dick 1952-53-54
Paris, Jim 1960-61
Parker, John 1964-65-66
Parker, R.K. 1930-31-32
Partridge, Phillip 1903
Patania, Dave 1989-91-92
Pate, Lloyd 1966-67-68
Pater, Frank 1933
Patterson, Eric 1992-93-94-95
Patterson, Lamont 1979-80-81-82
Payne, Samuel 1990-91-92
Pearce, Marlon 1990-91-92
Pease, John 1923-24-25
Peckich, Phil 1978-79-81-82
Peek, Antwan 1998-00-01-02
Peele, James 1929-30
Pendergrass, Cliff 1981-82-83-84
Penno, Ray 1948-49
Perdrix, Roger 1962-63-64
Perkins, Lee 1986-87
Perelli, Joe 1984
Perrin, Reuben 1923
Perry, Amaz 1984-85-86
Perry, Stanley 1910-11-12-13
Peters, Charles Moore 1900
Petrus, Brent 1995-96-97
Pfau, George 1928
Phillips, Don 1979-80
Phillips, Hurdie 1959-60-61
Piche, Gene 1945
Pickens, Steve 1986-87-88
Piening, Ben 1998-99-01-02
Pierson, Daniel 1900
Pike, Tony 2007
Pirone, Frank 1969
Pisanelli, Ralph 1951-52-53
Pitman, Lloyd 1945-48
Pitts, Elktion 1948
Plueddeman, R.O. 1908-09-10
Plummer, Chad 1995-96-97-98
Podesta, Oliver 1890
Points, Dan 1961-62-63
Poirier, Phil 1986-87-88-89
Poland, Bill 2003-04-05-06
Poole, Ron 1960
Popov, John 1938-39-40
Porter, Harold 1914-15
Posey, Brian 1994-95
Post, Robert 1927-33
Pous, Jim 1960-61-62
Powell, Dick 1939
Powell, Joe 1979
Powell, Vince 1991
Powers, Scott 1988-89
Pramik, John 1942-46-47-48-49
Prather, Frederick 1918-20-22-23
Prats, Bob 1978
Presley, Don 1954-55-56
Pressler, Fred 1936
Preston, Bill 1984-85
Preston, Todd 1994
Price, Charles 1976-77


Priog, Dave 1962
Prisby, Eroll 1962-63-64
Prosak, Vic 1973-74-75
Proto, Tony 1967-68
Pugh, Bill 1983
Pullen, C.N. 1919

Q
Quail, Keith 1955

R
Rader, Brandon 1995-96
Radosovich, Ted 1963-64
Rains, Dan 1974-75-76-77
Raizik, William 1937
Ramey, Charles 1936
Ramsey, Jacob 2006-07
Ramsey, William 1885
Rankin, Marc 1988-90-91
Ransom, Darryl 1999-00-01-02
Ransom, Derrick 1994-95-96-97
Raschig, Frank 1899-1900
Rasso, Steve 1958-59
Ratloff, Jesse 1973
Rayl, William 1896-97-98
Razick, William 1935-36-47
Reaves, Joe 1957
Reece, Paul 1909-10-11
Reed, Detreik 2001
Reeder, Russell 1893-94-95
Reid, Gary 1990-91-92
Reid, I. Henry 1901
Reif, M. 1901
Reik, Todd 1984
Reinhold, Don 1957-58-59
Reinstatter, Jeff 2005-06
Reinstatter, Tom 1959-60-61
Reiter, Dick 1984-85-86
Rekstis, Jack 1964-65-66
Rekstis, Pete 1962-63-64
Rendings, Charles 1987-98-99
Revels, Andre 2007
Reynolds, Jim 1971
Reynolds, Steve 2001
Rhein, Stanley 1920
Rhodes, Benson 1967-68-69
Rhodes, Richard 1985-86-87
Rice, Don 1959-60
Rice, Doug 1962
Rice, Larry 1973-74
Richard, Dave 1956-57-58
Richards, Alkie 1942-46-47-48
Richards, Brayton 1892-93-94
Richards, Eric 1993-95-96-97
Richards, Harvey 1967-68-69
Richardson, Bayle 1915-16
Richt, Fred 1897
Ricketts, Joseph 1988-89
Ries, Steve 1978-79-80-81
Riggins, Mel 1970-71
Rini, Gerry 1979
Ritchey, Wes 1952-53-54
Ritchie, Dave 1958-59-60
Roberson, Cedric 1994
Roberts, Adam 2002-03-04-05
Roberts, Jonathan 1991-92
Roberts, Michael 1996
Roberts, Richard 1977
Robertson, Greg 1980
Robertson, Tower 1938
Robins, Joseph 1918
Robinson, Barry 1990-91-92
Robinson, Donnie 1984-87-88
Robinson, James 1975-76-77
Robinson, Heard 1991-92




Bob McCutcheon




Doug Monaghan



Jon Newton



Gary Overgaaauw



Antwan Peek



Richard Rhodes



Adam Shorter

Robinson, Rob 1993-94-95-96
Rock, Mike 1975-76-77-78
Rodriguez, Ken 2007
Roeder, Dave 1965
Roessler, Clarence 1957-58
Rogart, C. Herman 1917
Rogers, Doug 1961-62
Rogers, Glenn 1984-85
Rogers, Jake 2007
Rogers, Mike 1977-78-79
Rohrer, J.W. 1896
Rolfes, Paul 1982-83
Romano, Tim 1981-82
Rose, Tom 1972-73-74
Rosenswie, Mike 1993-94
Rosfeld, Doug 1997-98-99-00
Ross, Derick 2002-03-04-05
Ross, Dominic 2003-04-05-06
Ross, Don 1959-60-61
Rossi, Bob 1980-81
Rossi, Gene 1950-51-52
Rossley, Tom 1967-68
Roth, Jordan 2004
Rothfuss, Dick 1948-49
Roudebush, William 1903-04
Rounds, Chuck 1939
Rowe, David 1990-91
Rowe, Terry 1968
Royal, Daryl 1994-95-96-97
Rowe, Theodore 1905
Ruck, Franklin 1931-32-33-
Ruehlmann, Gene 1945-46
Ruff, Gerry 1999-00
Ruffin, Jonathan 1999-00-01-02
Rushing, Caesar 1983
Russ, Tony 1967
Russell, Jason 2001-02-03-04
Rutan, Doug 1983
Ruth, George 1956
Ryan, Mark 1983

S

Sabato, Al 1946-47-48
Sabato, Hugo 1947-48
Sabia, Don 1985
Sammon, Senmore 1907
Sample, Glenn 1950-51-52
Sampson, Martin 1885-86
Sampson, Thomas 1995
Samu, Joe 1969-70
Sanders, Carl 1973-74-75
Sanders, Clarence 1972-73-74-75
Sanders, Steve 1985-86-87-88
Sarvis, Robert 1918-19
Sauer, Bud 1940
Savage, Deron 1996-97-98
Sawyer, Jon 1984-85
Scales, George 1905
Scallan, Paul 1915-16
Scarborough, Shannon 1993-94-95-96
Schaeffer, George 1893
Schaeffer, Langdon 1909
Schaps, Frank 1936
Schayer, Isadore 1900
Schebor, Charles 1949-50
Scheithe, Don 1996-97-98
Schell, Mick 1987-88-89-90
Schelling, Amos 1974-75
Schierloh, Fred 1920-21
Schipani, Jeff 1987-88
Schira, Tim 1978-79-80-81
Schlicher, Jeremy 2003-04
Schmidt, Gus 1960-61
Schmidt, Jack 1952
Schmidt, Jim 1979-80
Schmitt, Mike 1969-70-71
Schneider, Anton 1913-14-15
Schneider, Hal 1945
Schneider, Hank 1942-46



Pete St. Clair

Schneider, Mike 1979
Schnurrenberger, Don 1950-53-54
Schoettmer, Don 1951-52
Schott, John 1926-27-28
Schroetter, Alfred 1907
Schroetter, Edwin Odys 1904
Schuler, Ken 1969
Schultz, Steve 1976-77-78-79
Schuster, George 1949
Schutte, Paul 1972
Schutte, R.E. 1928
Schwab, Richard 1932
Schwarburg, Al 1939
Schwarburg, William 1933-34-35-36
Schwarz, Jim 1971
Schweitzer, Steve 1965-66
Schwemlein, Wilbur 1936
Schwing, Brad 1993
Scott, James 1993-94-95-96
Selfridge, Tom 1966-67-68
Sellars, Don 1993
Sellers, Dan 1983-84-85-86
Seltz, Sam 1918-19-20
Seomin, Dick 1955-56-57
Sexton, Tony 1968-69-70
Shadd, Roland 1959-60
Shafer, Walter 1904-05-06
Shalosky, Bill 1950-51-52
Shank, Charles 1940-41
Shank, Jon 1963
Shannon, Ronnie 1988-89-90-91
Shaut, Frank 1961-62-63
Shaw, Joe 1963
Shearrow, John 1950
Sheehan, Bob 1962-63-64
Sheffield, Art 1987-88
Shelby, Harry 1937-38
Shepherd, Bryan 1989
Shepherd, Dan 1974-75
Sherrod, Andre 1989-90-91
Shibinski, Norb 1950-51
Shneyderov, Josh 2000-01-02-03
Shoemaker, Curt 2007
Shoemaker, Mike 1972
Short, Keith 1990
Shorter, Adam 2001-02-03-04
Shorts, Floyd 1948
Shuff, Charles 1961
Shundich, Nick 1949-50-51
Shyroch, Charles 1917-18
Sidingier, Clarence 1928-29-30
Sidingier, Edward 1930-31
Siebert, Fred 1938
Simko, Rudy 1959-60-61
Simon, J.P. 2005
Simmons, Lonnie 2004
Simmons, Rufus 1960-61-62
Simmons, Simeon 1978
Simons, Rick 1992-93-94
Simpson, Don 1994-95-96
Sims, Kelly 1988-89-90-91
Single, Erv 1952-53-54
Single, Russell 1928
Sipple, Walter 1929-30
Six, Dave 1960-61
Skinner, Calvin 1903
Skorich, Nicholas 1940-41-42
Slaters, Baker 1945
Slaughter, Thomas 1931-32
Slusarz, Al 1976-78-79
Small, David 1991-92-93
Smedley, Clement 1900
Smedley, John 1963-64-65
Smikle, Tony 1997-98-99-00
Smith, Aaron 1998
Smith, Chester 1931-32-33
Smith, Corey 2005-06-07
Smith, Craig 1970-71-72
Smith, Craig 1978



Shane Thomas

Smith, DeAngelo 2006-07
Smith, Dennis 1963-64-65
Smith, E. Starbuck 1894-95
Smith, Freddie 1994
Smith, Freddy 1997-98-99-00
Smith, George 1932-33-34-35
Smith, Hollis, 1987
Smith, Jay 1973
Smith, Landon 1996-97
Smith, Louis C. 1893
Smith, M.E. 1927-28
Smith, Mike 1975-76
Smith, Mike 1963-64
Smith, Orin Gould 1887-88
Smith, Orlando 1995-97-98
Smith, Scott 1991-92
Smith, Stanley 1896-97
Smith, Steve 1995-96
Smith, Tom 1957-58
Smith, W.E. 1932
Smollen, John 1941-46
Smoot, R.C. 1982
Smyth, Bill 1942-46
Smythe, 1905
Snyder, Jack 1952-53-54
Sobolewski, Tom 1963-64-65
Sparks, Evan 2005-06-07
Spencer, Charles 2000
St. Clair, Pete 1948-49-50
Stack, Robert 1918-19
Stacklin, Duane 1980-81-82
Stafford, John 1932
Stanford, Mark 1981-82
Stanforth, Bill 1965
Stanley, Lincoln 1909
Stansberry, Derek 2005
Stargel, Jason 1982-83-84-85
Stargel, Will 1941-42-46
Starick, Sigfried 1929-30
Stark, Henry 1931-32
Starks, Roger 1962
Starks, Royce 1963-64
Starman, Frank 1967
Staub, Ralph 1949-50-51
Stautberg, Gerry 1948-49
Staymen, Seymour 1948-49
Steel, Brian 2006
Steffen, Heiner 1973-74-75
Steinberg, Harold 1939
Steinhäuser, Bob 1963-64
Stephens, Marc 1993
Stephens, Paul 1998
Stephens, Rogers 1946-47-48
Stephenson, Tom 1950
Sternberg, Harold 1940-41-42
Stetson, John 1971-72
Stewart, Andrew 1986-87-88
Stewart, Derrick 2006
Stewart, James 1902-03
Stewart, John H. 1909-10-11-12
Stewart, Sean 1992-93-94-95
Stickdorn, Clint 2001-02-03-04
Stix, William 1893
Stofa, Jeff 1990-91
Stojkovic, Mike 1985-86-87
Stone, Eric 1984
Stone, John 1898
Storm, Lowell 1947-48-49-50
Stovall, Charles 1970-71-72
Stowers, Jack 1959
Stratton, Bob 1949-50-51
Straub, Frank 2004-05-06
Stroh, Hank 1960
Stroh, Kyle 1987-88-89-90
Strong, Terry 1987-88-89-90
Studenka, John 1967-68
Stueve, Amos 1905-06
Stueve, Thomas 1931
Sturkie, Jermaine 1994-95-96-97



LaDaris Vann

Sullivan, Ellis 1984
Swanda, Jim 1964
Sweeney, Jake 1941-42
Sweeney, Walter 1949
Sweet, Albert 1992-93
Swing, Phillip 1891
Switzer, Lamar 1958-60
Swords, Terry 1981
Sykes, Carlton 1997-98-99
Sylvester, Vincent 1978-79
Szabados, Tom 1985-86-87-88

T

Tabor, Doug 1973-75-76
Tackett, Scott 1985-86-87-88
Talcott, Harold 1916-17-18
Takavitz, Kyle 2001-02-03-04
Tamaska, Randy 1974
Tartaglione, Vince 1970
Tate, Robert 1994-95-96
Tatum, Bill 1989
Taylor, Bob 1963-64
Taylor, Elbert 1918-20
Taylor, Jesse 1968-69-70
Taylor, Jim 1980
Taylor, Keith 1983
Taylor, Reggie 1983-84-85-86
Taylor, Rick 1970-71-72
Teismann, Kevin 1965-66
Temple, R.K. 1887
Theisen, Paul 1950-51-52
Thier, John 1928
Thomas, Anthony 1999-00-01
Thomas, Bill 1981-82-83
Thomas, George Grove 1895
Thomas, Hannibal 2003-04
Thomas, Isaac 1999-00
Thomas, John M. 1895
Thomas, Jon 1983-84
Thomas, Shane 1995
Thomasson, Pat 1989
Thompson, Dave 1957
Thompson, George 1950-51-52
Thompson, Kirk 1999-00-01
Thornberry, Red 1925-26-27
Thornton, John 1988-89-90
Thrun, Roger 1967
Thrush, Jim 1959
Tidball, Dean 1984-85
Tilden, Chauncey 1911-12-13
Timmons, Alfred 1940
Timmons, Michael 1980
Tipton, Morris 1955-56-57
Tkatch, Ed 1959-60-61
Tkatch, Tom 1960-61-62
Tobik, Jack 1967-68
Todd, Bob 1945
Tolbert, Cedric 2005-06-07
Torrence, John 1918
Townsend, Joe 1945
Tracy, Jack 1949-50-51
Traul, Lee Earl 1900
Traul, Louis 1903
Traut, Ron 1986-87-88-89
Trent, Jermaine 1995-96
Trigg, Rob 2007
Tritt, Ron 1975
Tucker, Gus 1976
Tucker, Neal 1976
Tuebner, Robert 1936-37-38
Tupoula, Matt 2001-02
Turner, Akanni 2001
Turner, Clem 1965-66
Turner, Delmar 1995-96
Turner, Irv 1952-53-54
Turner, Mike 1964-65-66
Tushar, John 1980-82-83



Mike Woods

U
Uhl, Brian 1995-96-97-98
Ullum, Vern 1940-41-42
Ulysee, Jerry 1995-96
Uphoff, Don 1945-46-48

V

Vabic, Frank 1961
Vafides, Henry 1968
Valentiner, Clark 1924-25
Vample, Charlie 2005
Vanatsky, Jim 1988
Van Buren, Jack 1959-60
Van Buren, Ken 1962
VanMatre, Harold 1898-99-00
Vanatsky, Jim 1988
Vann, Booker 2002-03
Vann, LaDaris 1999-00-01-02
Vater, Tom 1966
Vaupeul, Matt 1991-92-93-94
Velotta, Bill 1974
Venable, William 1890
Vete, Dan 1977-78-79
Vibberts, Eric 1993-94-95
Vickers, Jim 1969
Vilkowski, John 1946-47-48
Viltro, John 1973-74-75
Viramontes, Esaul 1995-96
Virgin, Ray 1939-40-41
Vitivitz, David 1996-98
Vodika, Dave 1972
Vogelgesang, Bruce 1961-62-63
Volland, Chad 1989
Vordem Esche, Chad 1998-99-00
Voshell, Ken 1970

W

Wagner, Tom 1959
Wainscott, Robert 1940-41
Waldman, Frederick 1927-28-29
Walker, Jeff 1983-85
Walker, Paul 1966
Walker, Tim 1999-00-01
Walz, Roger 1963
Ward, Fred 1996-97
Ward, Kevin 1994-95-97-98
Ware, Jerrold 1985-86
Warhop, George 1981-82
Warner, Dave 1984
Warner, Doug 1964-65
Warren, Rod 1969
Warren, Vernon 1980
Watkins, William 1918
Waugh, Marcus 2006-07
Way, Fred 1977
Weaver, Fred 1891
Weber Jerry 1963
Webster, Aaron 2006-07
Webster, Matt 2003-05
Weiner, Tom 1966
Weingart, Ken 1969-70-71
Weinheimer, Andy 1998-99-00
Weiss, Andrew 1930
Welch, Austin 1977
Welch, Bob 1963-64-65
Welch, Merle 1937
Weld, Herbert 1887
Weng, Chris 1993
Wenzel, A.W. 1915-16-17-19
Wess, David 2005-07
West, Jeff 1973-74
West, Lou 1974-75-76
Westfall, Bill 1970
Whelan, John 1969
Whelan, Terry 1959
Whipple, Don 1955-56
White, David 1985
White, Jody 1992-93-94
White, Mike 1971-72-73



Kari Yli Renko

Whitehead, Jason 2007
Whitlow, Brian 1992
Wick, Rod 1974-75-77
Wieman, Harry 1902-03
Wilber, Greg 1968-69
Wiles, Mike 1975-76-77-78
Wiling, Mike 1982-83
Wilkins, Dwight 1974-75
Williams, Alphonso 1982-83
Williams, Anthony 2005-06-07
Williams, Bill 1956
Williams, Billy 1942-45-46
Williams, Corey 1987-88-91
Williams, Curtis 1975-76-77
Williams, Kameron, 1989-90
Williams, Merle 1931-32-33
Williams, Ralph 1979-80
Williams, Robert 1984-86-87
Williams, S. Curtis 1900-01-02-03
Williams, Tommy 1984
Williams, Walter 1907-08-09
Willis, Chris 1993
Willson, Earl 1968-69-70
Wilson, Claude 1939
Wilson, Daniel 1890
Wilson, Greg 1976
Wilson, J.J. 2001
Wilson, Jermaine 2001-02-03-04
Wilson, Russell 1905-06
Windt, Mike 2007
Wise, Jonah 1902
Witucki, Jay 1952
Wize, Nathan 1998-99-00-01
Woitovich, Steve 1957
Wolf, Ed 1959-60
Wolf, Ken 1952
Wolford, Al 1966
Wolfson, Erwin 1923
Wolke, Joe 2002
Woodrough, Louis 1902
Woodruff, Dennis 1963-64-65
Woodruff, Tim 1966
Woods, Karl 1977-78-80
Woods, Mike 1975-76-77
Woodside, Ray 1990-91-92-93
Worcester, Harold 1902
Workman, Homer 1945
Wortman, Dan 1999-00-01
Wortman, Vince 1987-88
Wrampelmeier, Fred 1985-86
Wright, Bob 1974-76-78
Wright, Dave 1964
Wright, Hank 1979-80
Wright, Mike 2003-04
Wright, Nat 1985-86
Wright, William J. 1897-98
Wulfeck, Adam 1998-99-00-01
Wunder, Steve 1972-73
Wyatt, John 1932-33
Wynn, Tim 1975
Wynne, Ken 1999-00-01

Y

Yakovac, Joel 2002-03-05
Yeager, Fred 1933-34-35-36
Yeagle, Steve 1948-49
Yelton, Paul 1950-51-52
Yli Renko, Kari 1978-79-80-81
Yost, Jim 1978

Z

Zajicek, Don 1952-53
Zange, Max 1908-09-10-11
Zeile, Russ 1989-90
Zelinski, Bernie 1940-41
Ziegler, John 1976
Zimmerman, Richard 1932
Zimm, Joe 1960
Zwitt, Jonny 2002-03-05

year-by-year SCORES

1885 **1-0-1**
Coach - None | Captain - Arch Carson
023 .. Mt. Auburn T 0-0
N14 .. Mt. Auburn W 26-6

1886 **2-0-0**
Coach - None | Captain - Arch Carson
Mt. Auburn W 18-6
Mt. Auburn W 8-6

1887 **1-0-0**
Coach - None | Captain - Henry Bettmann
Woodward H.S. W 8-4

1888 **1-0-1**
Coach - None | Captain - Arch Carson
Walnut Hills Gym W 8-6
Miami (OH) T 0-0

1889 **1-1**
Coach - None | Captain - Arch Carson
Avondale W 12-0
Miami (OH) L 34-0

1890 **2-1-1**
Coach - None | Captain - Henry Bettmann
Franklin T 0-0
Woodward H.S. L 16-8
Wyoming (OH) W 8-4
Wyoming (OH) W 6-0

1891 **4-2-1**
Coach - None | Captain - Clyde Johnson
Woodward H.S. W 22-0
Hughes H.S. W 33-0
Franklin W 38-0
Cincinnati Gym T 0-0
Dayton YMCA L 12-8
Butler L 34-10
Cincinnati Gym W 18-0

1892 **1-2**
Coach - None | Captains - James Robinson,
Dan Laurence
Dayton YMCA W 16-6
Centre L 12-4
Centre L 34-0

1893 **0-6**
Coach - None | Captains - Dan Laurence,
Russell Reeder
Miami (OH) L 24-6
Centre L 16-0
Chicago L 20-0
Cincinnati YMCA L 22-6
Miami (OH) L 6-0
Ohio State L 32-0

1894 **3-3**
Coach - W. Durant Berry | Captain - W.
Durant Berry
Georgetown (KY) L 6-4
Miami (OH) W 6-0
Kentucky W 32-4
Hanover W 14-12
Ohio State L 6-4
Ohio Wesleyan L 16-4

1895 **3-3**
Coach - W. Durant Berry | Captain - Randolph
Matthews
Kenyon W 16-4
Duquesne A.C. L 26-6
Earlham W 26-0
Ohio State L 4-0
Miami (OH) L 12-0
Marietta W 6-0

1896 **4-3-1**
Coach - William Reynolds | Captain - Lyman Eaton
Miami (OH) L 6-4
Ohio State W 8-6
Ohio W 52-0
Ohio Wesleyan W 6-0
Indiana L 16-0
Carlisle Indians L 28-0
Wittenberg W 6-0
Centre T 12-12

1897 **9-1-1**
Coach - Tom Fennell | Captain - William Bass
Ohio W 12-0
Nashville Guards T 6-6
Miami (OH) W 6-0
Centre W 4-0
Ohio Nat. Guard W 20-0
Miami (OH) W 10-6
Centre W 10-0
Ohio State W 34-0
Carlisle Indians L 10-0
Southern Athletic Club W 16-0
Louisiana State W 28-0

1898 **5-1-3**
Coach - Frank Cavanaugh | Captain - Albert
Morrill
Ohio T 12-12
Miami (OH) W 22-0
Vanderbilt W 12-0
Oberlin L 5-0
Indiana T 0-0
Alumni W 12-0
Ohio Wesleyan W 57-0
Indiana T 11-11
Dartmouth W 17-12

1899 **5-2**
Coach - Dan Reed | Captain - Howard Nieman
Miami (OH) W 22-0
Vanderbilt W 6-0
Centre W 26-0
Indiana L 35-0
Washington & Jefferson L 20-0
Alumni W 6-0
Ohio Wesleyan W 28-5

1900 **3-4-1**
Coach - Dan Reed | Captain - Burt Charles
Covington YMCA W 15-10
Centre T 0-0
Haskell Indians L 16-0
Kentucky W 20-6
Marietta L 25-0
Miami (OH) W 16-12
Notre Dame L 57-0
Ohio State L 29-0

1901 **1-3-1**
Coach - Henry Pratt | Captain - Adolph Fennell
Avondale L 13-0
Hanover W 10-0
Kentucky T 0-0
Ohio L 16-0
Wittenberg L 18-0

1902 **4-2-2**
Coach - Anthony Chez | Captain - Harry Box
Hanover W 18-0
Earlham W 12-6
Indianapolis W 6-0
Stumps L 23-0
Otterbein W 16-0
Wittenberg T 0-0
Kentucky T 6-6
Marietta L 10-0

1903 **1-8-0**
Coach - Anthony Chez | Captain - Harry Wieman
Hanover W 28-6
Wittenberg L 6-0
Miami (OH) L 15-0
Earlham L 11-0
Northwestern L 35-0
Kenyon L 16-0
Alumni L 6-0
Washington (MO) L 23-11
Avondale L 23-0

1904 **7-1**
Coach - Amos Foster | Captain - Alfred McCray
Georgetown (KY) W 33-0
Wittenberg W 29-4
Miami (OH) W 46-0
Kentucky W 11-0
Ohio Medics W 11-0
Stumps L 6-0
Tennessee W 35-0
Kenyon W 17-0

1905 **4-3**
Coach - Amos Foster | Captain - William Foley
Carlisle Indians L 34-5
DePauw W 17-0
Earlham W 12-0
Indiana L 47-6
Kenyon W 23-4
Marietta L 6-0
Ohio Wesleyan W 24-0

1906 **0-7-2**
Coach - William Foley | Captain - Edward Adams
Marshall T 0-0
Miami (OH) T 0-0
Earlham L 20-0
Avondale L 4-0
Ohio L 16-5
Wittenberg L 12-0
Carlisle Indians L 18-0
Nebraska L 41-0
Marietta L 51-0

1907
Coach - Ralph Inott | Captain - W. Peaslee
No collegiate games played

1908 **1-4-1**
Coach - Ralph Inott | Captain - Robert Marx
Alabama L 16-0
Hanover L 9-5
Lebanon W 43-0
Kenyon L 63-0
Antioch L 16-11
Wittenberg T 0-0

1909 **4-3-1**
Coach - Robert Burch | Captain - Ernest DuBray
Hanover W 6-2
Wittenberg W 22-5
Otterbein L 15-3
Transylvania T 6-6
Centre L 34-0
Tulane L 6-0
Butler W 22-0
Miami (OH) W 10-6

1910 **6-3**
Coach - Robert Burch | Captain - Walter Heuck
Transylvania W 16-0
Ohio State L 23-0
Earlham W 20-0
Wittenberg W 8-0
Miami (OH) W 3-0
Otterbein L 12-6

Centre L 12-3
Antioch W 38-0
Denison W 28-12

1911 **6-2-1**
Coach - Robert Burch | Captain - Walter Heuck
Transylvania W 12-0
Earlham L 9-0
Otterbein W 16-3
Kentucky W 6-0
Butler W 23-11
Denison T 0-0
Miami (OH) W 11-0
Wittenberg W 5-0
Ohio State L 11-6

1912 **3-4-1**
Coach - Lowell Dana | Captain - Robert Heuck
Transylvania W 124-0
Earlham W 21-0
Kentucky L 19-13
Ohio State L 45-7
Otterbein W 39-7
Denison L 31-13
Kenyon L 22-13
Miami (OH) T 21-21

1913 **5-3-1**
Coach - Lowell Dana | Captain - Clement Fenker
Georgetown (KY) W 46-0
Wittenberg W 32-0
Ohio W 20-2
Ohio Wesleyan W 44-3
Kentucky L 27-7
Case Western T 0-0
Denison L 14-7
Kenyon W 14-2
Miami (OH) L 13-7

1914 **6-3**
Coach - George Little | Captain - L.K. Baehr
Georgetown (KY) W 35-0
Denison W 13-0
Ohio Wesleyan L 14-7
Kenyon W 47-0
Kentucky W 14-7
Western Reserve W 20-0
Otterbein L 3-0
Ohio W 15-0
Miami (OH) L 20-13

1915 **4-5**
Coach - George Little | Captain - Roy Palmer
S26... ALUMNI W 14-7
02 ... GEORGETOWN (KY) L 21-7
09 ... OHIO L 15-0

016 .. KENYON W 27-7
023 .. DENISON L 35-0
030 .. OHIO WESLEYAN W 17-6
N6 at Kentucky L 27-6
N13 .. WITTENBERG W 27-16
N25 .. MIAMI (OH) L 24-12

1916 **0-8-1**
Coach - Ion Cortright | Captain - Harold Altamer
Wittenberg T 0-0
Denison L 29-0
Georgetown (KY) L 16-0
Ohio Northern L 9-0
Kentucky L 27-0
Wooster L 20-0
Ohio L 33-10
Kenyon L 27-0
Miami (OH) L 33-0

1917 **0-6**
Coach - Frank Marty | Captain - Harold Talcott
Earlham L 19-0
Wittenberg L 7-0
Marietta L 53-0
Ohio L 22-0
Ohio Wesleyan L 48-0
Miami (OH) L 40-0

1918 **3-0-2**
Coach - Boyd Chambers | Captain - Charles
Shyrock
N2 ... FORT THOMAS W 6-0
N9 at Ohio T 6-6
N23 .. GEORGETOWN (KY) W 21-7
N29 .. MIAMI (OH) T 0-0
D7 XAVIER W 12-0

1919 **3-4-1**
Coach - Boyd Chambers | Captain - Bob Stack
04 ... WILMINGTON W 34-0
011 ... at Ohio State L 46-0
018 .. KENYON W 18-0
025 .. DENISON L 9-2
N1 at Wittenberg T 0-0
N8 ... KENTUCKY W 7-0
N15 ... at Tennessee L 33-12
N27 .. MIAMI (OH) L 14-0

1920 **4-5**
Coach - Boyd Chambers | Captain - Dan Fries
S25... KENTUCKY WESLEYAN W 35-0
02 ... KENYON W 45-0
09 ... OHIO W 6-0
016 .. DENISON L 21-0
023 .. at Carnegie Tech L 27-17
030 .. WITTENBERG L 13-9



The 1898 Bearcats posted a 5-1-3 record.

N6 ... at Kentucky.....	L	7-6
N13 .. MARIETTA	L	28-0
N25 .. MIAMI (OH).....	W	7-0

1921 2-6

Coach - Boyd Chambers Captain - Frank Crolley		
S24... TOLEDO.....	W.....	20-0
O1 ... at West Virginia.....	L.....	50-0
O15 ... at Pittsburgh	L.....	21-14
O22 ... KENTUCKY WESLEYAN W.....		115-0
O29 ... WITTENBERG	L.....	7-2
N5 ... at Ohio	L.....	7-6
N12 ... DENISON.....	L.....	7-0
N24 ... MIAMI (OH).....	L.....	15-7

1922 1-7-1

Coach - George McLaren Captain - Mike Palmer		
S30 ... PITTSBURGH	L	37-0
O7 ... at Kentucky.....	L	15-0
O14 ... at Georgetown.....	L	37-0
O21 ... OHIO WESLEYAN	L	14-7
O28 ... at Case	W	16-0
N4 ... WEST VIRGINIA	L	34-0
N11 ... DENISON	L	22-0
N18 ... at Wittenberg	T	6-6
N30 ... MIAMI (OH).....	L	9-6

1923 6-3-0

Coach - George McLaren Captain - Red Prather		
S29 ..	KENTUCKY WESLEYAN W	17-0
O6	KENTUCKY	L 14-0
O12 ... at Denison	L	24-7
O20 ... at Ohio	W	13-6
O27 ..	WOOSTER	L 20-7
N3 ... at Oberlin	W	6-0
N10 ... OHIO NORTHERN	W	15-7
N17 ..	CASE	W 69-0
N22 ..	MIAMI (OH).....	W 23-0

1924 2-6-1

Coach - George McLaren Captain - Tony McAndrews		
S27...	KENTUCKY WESLEYAN	T 6-6
O4	GEORGETOWN (KY)	W 33-21
O11	at Northwestern	L 42-0
O18	DENISON	L 13-7
O25	at Ohio Northern.....	L 9-0
N1	DAYTON	L 21-0
N8	OBERLIN	L 13-0
N15	at Wooster	L 32-0
N27	MIAMI (OH).....	W 8-7

1925 4-5

Coach - George McLaren Captain - John Pease		
S26... Transylvania	L	21-15
O3 ... Hanover	W	12-0
O10 ... Georgetown (KY)	W	12-6
O17 ... Otterbein	W	6-0
O24 ... Denison	L	24-12
O31 ... Dayton	L	23-0
N7 ... Wittenberg	W	6-2
N14 ... Ohio	L	13-2
N26 ... Miami (OH).....	L	33-0

1926 3-5-1

Coach - George McLaren Captain - Tiny Herman		
Kentucky Wesleyan	W	25-0
Otterbein	W	21-6
Denison	L	14-0
Marietta	W	22-7
Ohio	L	38-7
Western Reserve	L	14-2
Dayton	L	52-0
Wittenberg	L	15-13
Miami (OH).....	T	6-6

1927 2-5-2

Coach - George Babcock Captain - Joseph Filger		
S24...	Kentucky Wesleyan.....	L..... 12-0
01...	Hanover.....	W..... 35-6
08...	Wittenberg.....	L..... 45-0
015...	Dayton.....	L..... 9-0

O22 ... Marietta	T	6-6
O29 ... Denison	L	3-0
N5 ... Transylvania	W	19-0
N12 ... Ohio	T	7-7
N24 ... Miami (OH).....	L	17-14

1928 1-8

Coach - George Babcock Captain - John Schott		
S29 ... Hanover	W	20-6
O6 ... Kentucky Wesleyan	L	6-0
O13 ... Ohio Wesleyan	L	71-0
O20 ... Ohio	L	65-0
O27 ... Wittenberg	L	6-0
N3 ... Transylvania	L	25-6
N10 ... Dayton	L	25-6
N17 ... Denison	L	9-0
N29 ... Miami (OH).....	L	34-0

1929 4-4-1

Coach - George Babcock Captain - Frank Dost		
CEDARVILLE	W	19-0
at Louisville	W	7-0
OHIO NORTHERN	W	12-6
at Kenyon	W	18-6
DENISON	T	6-6
OHIO	L	35-0
at Wittenberg	L	13-7
OHIO WESLEYAN	L	53-0
MIAMI (OH).....	L	14-6

1930 5-4

Coach - George Babcock Captain - Art Hallett		
S27...	CEDARVILLE	W 46-0
O3	KENTUCKY WESLEYAN	W 6-0
O11	at Michigan State	L 32-0
O18	OHIO WESLEYAN	L 33-0
O25	DENISON	W 13-6
N1	OHIO	L 48-0
N8	MARIETTA	W 20-7
N15	WITTENBERG	L 12-0
N27	MIAMI (OH)	W 6-0

1931 5-4

Coach - Dana King Captain - Cliff Goldmeyer		
S26... RIO GRANDE...	W.....	19-6
O3 ... at Ohio State	L.....	67-6
O10 ... DePAUW	L.....	7-6
O17 ... MARIETTA	W.....	50-0
O24 ... OHIO	L.....	13-7
O31 ... MUSKINGUM	L.....	15-0
N7 ... at Denison	W.....	33-0
N14 ... HEIDELBERG	W.....	46-7
N26 ... MIAMI (OH).....	W.....	20-0

1932 7-2

Coach - Dana King Captain - Bill Gilliland		
S24...	HANOVER.....	W.....51-0
O1	GEORGETOWN (KY) ...	W.....22-12
O8	BUTLER	W.....13-7
O15 ...	SOUTH DAKOTA	W.....7-0
O22 ...	DENISON	W.....6-0
O29 ...	WITTENBERG	W.....25-6
N5	WABASH	W.....14-0
N12 ...	at Ohio	L.....23-0
N24 ...	MIAMI (OH).....	L.....21-13

1933 7-2

Buckeye Conference Co-Champion		
Coach - Dana King Captain - Merle Williams		
S30... RIO GRANDE.....	W.....	20-0
O7 ... SOUTH DAKOTA.....	W.....	13-0
O14 ... KENTUCKY.....	L.....	3-0
O21 ... MARSHALL.....	W.....	19-0
O28 ... BUTLER.....	W.....	34-7
N4 ... at Ohio Wesleyan.....	W.....	7-0
N11 ... at Wittenberg.....	W.....	14-6
N18 ... OHIO.....	W.....	2-0
N30 MIAMI (OH).....	L.....	6-2

1934 6-2-1**Buckeye Conference Champion**

Coach - Dana King Captain - George Smith		
S29...	OTTERBEIN.....	W.....45-0
O6...	KENTUCKY.....	L.....27-0
O13...	at Vanderbilt.....	L.....32-0
O20...	ASHLAND.....	W.....32-6
O27...	GEORGETOWN (KY)...	W.....45-0
N3...	MARSHALL.....	W.....7-0
N10...	at Ohio.....	T.....0-0
N17...	OHIO WESLEYAN.....	W.....13-6
N29...	MIAMI (OH).....	W.....21-0

1935 7-2

Coach - Russ Cohen Captain - Ray Nolting		
S28...	DAYTON	W 25-0
O5 ...	SOUTH DAKOTA STATE W	38-0
O12 ...	at Denison	W 35-0
O19 ...	INDIANA	W 7-0
O26 ...	BALTIMORE	W 67-0
N2 ...	at Ohio Wesleyan	L 13-12
N9 ...	MARSHALL	W 39-13
N16 ...	at Ohio	L 16-6
N28 ...	MIAMI (OH).....	W 8-7

1936 1-5-3

Coach - Russ Cohen Captain - Linus Haby		
S26... WEST VIRGINIA	L	40-6
O3 ... BUTLER	T	12-12
O10 ... GEORGETOWN	L	7-0
O17 ... at Marshall	W	13-7
O24 ... DAYTON	L	21-13
O31 ... at Ohio	L	10-7
N7 ... OHIO WESLEYAN	T	0-0
N14 ... at Wisconsin	L	27-6
N26 ... MIAMI (OH)	T	0-0

1937 0-10

Coaches - Russ Cohen, Wade "Red" Woodworth		
S18... MOREHEAD	L	7-0
S25... WESTERN RESERVE	L	32-6
O2 ... BUTLER	L	13-0
O9 ... at Dayton	L	35-0
O16 ... CASE	L	21-0
O23 ... at Indiana	L	27-0
O30 ... at Ohio Wesleyan	L	20-6
N6 ... OHIO	L	17-0
N13 ... at Marshall	L	28-0
N25 ... MIAMI (OH).....	L	14-6

1938 4-5

Coach - Joe Meyer Captain - Harry Shelby		
S24.. LOUISVILLE	W	19-9
O1 ... ILL. WESLEYAN	W	6-0
O8 ... DAYTON	L	26-6
O14 ... at Tampa	W	7-6
O22 .. WESTERN RESERVE	L	33-0
O29 ... at Ohio	L	13-12
N5 ... OHIO WESLEYAN	W	14-7
N12 .. MARSHALL	L	27-9
N24 .. MIAMI (OH)	L	16-7

1939 4-3-2

Coach - Joe Meyer Captain - Orville Kelchner		
S30.. TAMPA	W	26-7
O6 ... at Dayton	L	32-2
O14 ... WEST VIRGINIA	L	7-0
O21 ... at Wayne	W	21-0
O27 .. at Western Reserve	T	0-0
N4 ... CENTRE	T	6-6
N11 .. BOSTON UNIVERSITY	L	13-6
N18 ... SOUTH DAKOTA	W	13-0
N23 ... MIAMI (OH)	W	13-0

1940 5-3-1

Coach - Joe Meyer Captain - Otto Oppenheimer		
S21...	HANOVER	W45-0
S28...	LOUISVILLE	W7-0
O5 ...	at Navy	L14-0
O12 ..	CENTRE	W22-0
O19 ..	at Boston University	L14-0
O26 ..	DAYTON	L7-0



UC posted an 8-7 win against rival Miami (OH) in 1924.

N2 ... CARNEGIE TECH	W	7-6
N9 ... at West Virginia	T	7-7
N21 ... MIAMI (OH).....	W	44-0

1941 6-3

Coach - Joe Meyer Captain - Ray Virgin		
S20...	TRANSYLVANIA	W 46-0
S27...	LOUISVILLE	W 28-7
O4 ...	at Boston University	L 14-13
O11 ...	WAYNE	W 37-0
O18 ..	CENTRE	W 18-0
O25 ...	at Tennessee	L 21-6
N1 ...	at Dayton	L 3-0
N8 ...	CARNEGIE TECH	W 20-0
N20 ...	MIAMI (OH).....	W 26-0

1942 8-2

Coach - Joe Meyer Captain - Nick Skorich		
S26.. LOUISVILLE	W	51-0
O3 ... at Western Reserve ...	W	18-7
O10 ... CENTRE	W	21-0
O17 ... OHIO	W	26-7
O24 ... (2) GEORGIA	L	35-13
O31 ... BOSTON UNIVERSITY ...	W	6-0
N7 ... at (13) Tennessee ...	L	34-12
N14 ... DAYTON	W	20-0
N21 ... XAVIER	W	9-0
N26 ... MIAMI (OH)	W	21-12

1943-44

No Football-World War II

1945 4-4

Coach - Ray Nolting		
S22 .. DENISON	W	30-0
S29 ... at Kentucky	L	13-7
O6 ... DePAUW	W	7-0
O13 ... at Ohio	L	20-19
O27 .. KENTUCKY	W	16-7
N3 ... BALDWIN-WALLACE	W	39-0
N10 ... at Detroit	L	20-0
N22 .. MIAMI (OH)	L	28-14

1946 9-2

Coach - Ray Nolting Captain - Elbie Nickel		
S21 ... at Indiana	W	15-6
S28... KENTUCKY	L	26-7
O5 ... MARSHALL	W	39-14
O12 ... at Dayton	W	19-0
O19 ... OHIO	W	19-0
O26 ... at Michigan State	W	18-7
N2 ... at Tulsa	L	20-0
N9 ... XAVIER	W	39-0
N16 ... WESTERN RESERVE	W	34-7
N28 ... MIAMI (OH)	W	13-7
SUN BOWL - El Paso, Texas		
J1 ... vs. Virginia Tech	W	18-6

1947 7-3**Mid-American Conference Champions**

Coach - Ray Nolting Captains - Al Sabato & Dick Langenbeck		
S27...	at Kentucky.....	L.....20-0
O4...	ST. BONAVENTURE.....	W.....20-14
O11..	DAYTON.....	L.....26-21
O18...	OKLAHOMA CITY.....	W.....20-13
O25...	XAVIER.....	W.....27-25
N1.....	at Ohio.....	W.....34-0
N8.....	MIAMI (FL).....	W.....20-7
N15...	at Western Reserve.....	W.....7-6
N22..	BUTLER.....	W.....26-19
N27...	MIAMI (OH).....	L.....38-7

1948 3-6-1**Mid-American Conference Champions**

S25 ... HARDIN-SIMMONS	T	7-7
O2 ... XAVIER	L	13-7
O9 ... OHIO	W	18-13
O16 ... at Mississippi State	L	27-0
O23 ... at Butler	W	16-7
O30 ... KENTUCKY	L	28-7
N5 ... at Miami (FL)	L	36-6
N13 ... WESTERN RESERVE	W	26-13
N20 ... (14) TULANE	L	6-0
N25 ... MIAMI (OH)	L	43-19

1949 7-4**Mid-American Conference Champions**

Coach - Sid Gillman Captain - Thurman Owens		
S17... NEVADA	L	41-21
S24... HARDIN-SIMMONS	W	27-21
O1 ... at Pacific	L	34-7
O8 ... WESTERN MICHIGAN	W	27-6
O15 ... MISSISSIPPI STATE	W	19-0
O22 ... WESTERN RESERVE	W	21-13
O29 ... at (14) Kentucky	L	14-7
N5 ... at Ohio	W	34-13
N12 ... XAVIER	L	20-14
N24 ... MIAMI (OH).....	W	27-6
GLASS BOWL - Toledo, Ohio		
D3 ... at Toledo	W	33-13

1950 8-4**Mid-American Conference Champions**

Coach - Sid Gillman Captain - Pete St. Clair		
S16...	TEXAS WESTERN	W 32-0
S23...	HARDIN-SIMMONS	W 9-7
S30	at William & Mary	L 20-14
O7	LOUISVILLE	W 28-20
O14	at (5) Kentucky	L 41-7
O21	at Western Michigan	W 27-6
O28	WESTERN RESERVE ...	W 48-6
N4	OHIO	W 23-0
N11	PACIFIC	W 14-7
N18	XAVIER	W 33-20
N25	MIAMI (OH)	L 28-0
SUN BOWL - El Paso, Texas		
J1	vs. West Texas State	L 14-13

year-by-year SCORES

1951 10-1

Mid-American Conference Champions

Coach - Sid Gillman | Captains - Ralph Staub, Nick Shundrich

S15... VMI.....	W.....	26-7
S22... at Kansas State.....	W.....	34-0
S29... TULSA.....	W.....	47-35
O6... HAWAII.....	W.....	34-0
O13... LOUISVILLE.....	W.....	38-0
O20... WESTERN RESERVE.....	W.....	41-0
O27... TEXAS WESTERN.....	W.....	53-18
N3... at Hardin-Simmons.....	W.....	13-12
N10... at Ohio.....	W.....	40-0
N17... XAVIER.....	L.....	26-0
N24... MIAMI (OH).....	W.....	19-14

1952 8-1-1

Mid-American Conference Champions

Coach - Sid Gillman | Captain - Glenn Sample

S20... DAYTON.....	W.....	25-0
S27... KANSAS STATE.....	W.....	13-6
O4... at Tulsa.....	T.....	14-14
O11... XAVIER.....	W.....	20-13
O18... WABASH.....	W.....	27-7
O25... KENTUCKY.....	L.....	14-6
N1... at Western Reserve.....	W.....	41-2
N8... OHIO.....	W.....	41-7
N15... WASHINGTON & LEE.....	W.....	54-0
N27... MIAMI (OH).....	W.....	34-9

1953 9-1

Coach - Sid Gillman | Captains - Don Fritz, Dom Del Bene

S19... at Tulsa.....	W.....	14-7
S26... at Marquette.....	L.....	31-7
O3... WILLIAM & MARY.....	W.....	57-7
O10... TOLEDO.....	W.....	41-7
O17... XAVIER.....	W.....	20-6
O24... WESTERN RESERVE.....	W.....	66-0
O31... DAYTON.....	W.....	27-0
N7... at Louisville.....	W.....	41-0
N14... VMI.....	W.....	67-0
N26... MIAMI (OH).....	W.....	14-0

1954 8-2

Coach - Sid Gillman | Captain - Dick Goist

S18... at Detroit.....	W.....	21-13
S25... DAYTON.....	W.....	42-13
O2... TULSA.....	W.....	40-7
O9... at Marquette.....	W.....	30-13
O16... HARDIN-SIMMONS.....	W.....	27-13
O23... XAVIER.....	W.....	33-0
O30... PACIFIC.....	W.....	13-7
N6... at Arizona State.....	W.....	34-7
N13... WICHITA.....	L.....	13-0
N25... MIAMI (OH).....	L.....	21-9

1955 1-6-2

Coach - George Blackburn | Captain - Joe Miller

S24... DAYTON.....	L.....	15-14
O1... at Pacific.....	L.....	27-13
O8... XAVIER.....	L.....	37-0
O15... MARQUETTE.....	W.....	13-12
O22... at Tulsa.....	T.....	21-21
O29... DETROIT.....	T.....	0-0
N5... at Wichita.....	L.....	20-16
N12... HARDIN-SIMMONS.....	L.....	53-20
N24... (16) MIAMI (OH).....	L.....	14-0

1956 4-5

Coach - George Blackburn | Captain - Jack Gordon

S22... DAYTON.....	L.....	19-13
S29... TULSA.....	W.....	7-6
O6... at Pacific.....	L.....	21-15
O13... XAVIER.....	L.....	34-14
O20... at Navy.....	L.....	13-7
O27... at Marquette.....	W.....	33-13

N3... DETROIT.....	W.....	33-7
N10... WICHITA.....	W.....	21-0
N22... MIAMI (OH).....	L.....	27-13

1957 5-4-1

Coach - George Blackburn | Captains - Dick Seomin, Ron Couch

S21... DAYTON.....	T.....	13-13
S28... at Wichita.....	W.....	19-13
O5... HOUSTON.....	L.....	7-0
O12... XAVIER.....	W.....	23-14
O19... MARQUETTE.....	W.....	14-0
O26... PACIFIC.....	W.....	7-2
N2... DETROIT.....	L.....	20-12
N9... at Indiana.....	W.....	21-0
N16... at Tulsa.....	L.....	12-7
N28... MIAMI (OH).....	L.....	20-14

1958 6-2-2

Coach - George Blackburn | Captain - Bob Del Rosa

S20... DAYTON.....	W.....	14-0
S27... WICHITA.....	T.....	16-16
O4... (19) HOUSTON.....	L.....	34-13
O11... XAVIER.....	W.....	14-8
O18... at Pacific.....	W.....	12-6
O25... OKLAHOMA STATE.....	L.....	19-14
N1... at North Texas State.....	T.....	8-8
N8... TULSA.....	W.....	15-6
N15... at Marquette.....	W.....	15-0
N27... MIAMI (OH).....	W.....	18-7

1959 5-4-1

Coach - George Blackburn | Captain - Jim Leo

S19... at Oklahoma State.....	W.....	22-9
S26... DAYTON.....	W.....	21-7
O3... at Houston.....	L.....	13-12
O10... NORTH TEXAS STATE.....	L.....	21-6
O17... at Wichita.....	T.....	28-28
O24... PACIFIC.....	W.....	21-14
O31... XAVIER.....	W.....	28-0
N7... at Tulsa.....	L.....	14-7
N14... MARQUETTE.....	L.....	35-34
N26... MIAMI (OH).....	W.....	14-7

1960 4-6

Coach - George Blackburn | Captain - Howard Converse

S17... HARDIN-SIMMONS.....	W.....	15-14
S24... DAYTON.....	W.....	27-21
O1... at North Texas State.....	W.....	21-0
O7... at Detroit.....	L.....	14-0
O15... WICHITA.....	L.....	25-8
O22... TULSA.....	L.....	34-3
O29... XAVIER.....	L.....	5-0
N5... at Houston.....	L.....	14-0
N12... at Marquette.....	W.....	33-13
N19... MIAMI (OH).....	L.....	10-6

1961 3-7

Coach - Chuck Studley | Captains - Ken Byers, Don Ross

S16... DAYTON.....	W.....	16-12
S23... at Boston College.....	L.....	23-0
S30... at Wichita.....	L.....	21-13
O7... XAVIER.....	L.....	17-12
O14... AIR FORCE.....	L.....	8-6
O21... HOUSTON.....	L.....	13-7
O28... NORTH TEXAS STATE.....	W.....	21-9
N4... at Tulsa.....	L.....	19-0
N18... MIAMI (OH).....	L.....	3-7
N25... DETROIT.....	W.....	19-13

1962 2-8

Coach - Chuck Studley | Captains - Rufus Simmons, Phil Goldner

S22... DAYTON.....	W.....	13-0
S29... INDIANA.....	L.....	26-6

O6... WICHITA STATE.....	W.....	27-15
O20... at North Texas State.....	L.....	14-8
O27... RICHMOND.....	L.....	21-20
N3... TULSA.....	L.....	24-18
N9... at Detroit.....	L.....	15-14
N17... MIAMI (OH).....	L.....	38-16
N24... XAVIER.....	L.....	7-6
D1... at Houston.....	L.....	42-14

1963 6-4

Missouri Valley Conference Co-Champions

Coach - Chuck Studley | Captain - Darrell Cauley

S21... DRAKE.....	W.....	28-0
S28... at Army.....	L.....	22-0
O5... XAVIER.....	W.....	35-22
O12... at Tulsa.....	W.....	21-15
O19... DETROIT.....	W.....	35-0
O26... at Indiana.....	L.....	20-6
N2... DAYTON.....	W.....	35-8
N9... NORTH TEXAS STATE.....	W.....	39-7
N16... at Wichita State.....	L.....	23-20
N28... MIAMI (OH).....	L.....	21-19

1964 8-2

Missouri Valley Conference Champions

Coach - Chuck Studley | Captains - Brig Owens, Jerry Momper

S26... DAYTON.....	W.....	20-10
O2... at Detroit.....	W.....	19-0
O10... XAVIER.....	W.....	35-6
O17... at Boston College.....	L.....	10-0
O24... TULSA.....	W.....	28-23
O31... GEORGE WASHINGTON.....	L.....	17-15
N7... at North Texas State.....	W.....	27-6
N14... at Wichita State.....	W.....	19-7
N21... MIAMI (OH).....	W.....	28-14
N28... at Houston.....	W.....	20-6

1965 5-5

Coach - Chuck Studley | Captain - Dick Fugere

S18... DAYTON.....	W.....	28-0
S24... at Houston.....	L.....	21-6
O2... WICHITA STATE.....	W.....	14-6
O9... XAVIER.....	L.....	14-3
O15... at George Washington.....	W.....	13-3
O23... at Tulsa.....	L.....	49-6
O30... NORTH TEXAS STATE.....	L.....	28-24
N6... at Kansas State.....	W.....	21-14
N13... SOUTH DAKOTA.....	W.....	41-0
N20... MIAMI (OH).....	L.....	37-7

1966 3-7

Coach - Chuck Studley | Captains - Jay Bachman, John Parker

S24... DAYTON.....	L.....	23-7
O1... at Wichita State.....	W.....	20-6
O8... XAVIER.....	L.....	25-13
O15... at Tulane.....	L.....	28-21
O22... KANSAS STATE.....	W.....	28-14
O29... TULSA.....	L.....	13-0
N5... at North Texas State.....	L.....	35-13
N12... LOUISVILLE.....	W.....	17-3
N19... at Memphis.....	L.....	26-14
N26... MIAMI (OH).....	L.....	28-8

1967 3-6

Coach - Homer Rice | Captains - Tony Jackson, Jerry Miskik

S23... DAYTON.....	L.....	27-13
S30... at Memphis.....	L.....	17-0
O7... WICHITA STATE.....	W.....	14-6
O14... XAVIER.....	L.....	15-10
O21... at Tulsa.....	L.....	35-6
O28... NORTH TEXAS STATE.....	L.....	34-14
N4... BOSTON COLLEGE.....	W.....	27-21
N11... at Louisville.....	W.....	13-7
N18... MIAMI (OH).....	L.....	27-14

1968 5-4-1

Coach - Homer Rice | Captains - Greg Cook, Milt Balkum

S21... at Texas Tech.....	T.....	10-10
S28... XAVIER.....	W.....	17-14
O4... at (12) Houston.....	L.....	71-33
O12... TAMPA.....	W.....	31-28
O19... at Wichita State.....	W.....	40-27
O26... TULSA.....	L.....	34-27
N2... at North Texas State.....	L.....	55-34
N9... LOUISVILLE.....	W.....	37-7
N16... OHIO.....	L.....	60-48
N23... MIAMI (OH).....	W.....	23-21

1969 4-6

Coach - Ray Callahan | Captains - Bob Merkich, Jim Nelson

S13... at West Virginia.....	L.....	57-11
S20... WILLIAM & MARY.....	W.....	26-18
O4... XAVIER.....	W.....	17-14
O11... MEMPHIS.....	L.....	52-6
O18... WICHITA STATE.....	W.....	21-14
O25... at Tulsa.....	L.....	40-24
N1... NORTH TEXAS STATE.....	L.....	31-30
N8... at Louisville.....	W.....	31-21
N15... at Ohio.....	L.....	46-6
N22... MIAMI (OH).....	L.....	36-20

1970 7-4

Coach - Ray Callahan | Captains - Bob Bell, Mark Mercurio, Earl Wilson

S12... at Tulsa.....	L.....	7-3
S19... DAYTON (RS).....	W.....	13-7
S26... at William & Mary.....	W.....	17-10
O2... TULANE.....	L.....	6-3
O10... XAVIER.....	W.....	42-0
O24... OHIO.....	W.....	29-21
O31... at Wichita State.....	W.....	35-5
N7... at North Texas State.....	W.....	30-10
N14... LOUISVILLE.....	L.....	28-14
N21... MIAMI (OH).....	W.....	33-0
N28... at Memphis.....	L.....	14-10

1971 7-4

Coach - Ray Callahan | Captains - Albert Johnson, Ken Weingart, Craig Heneveld, Ron Bryant

S11... at Dayton.....	L.....	16-3
S18... KENT.....	W.....	42-20
S25... HOUSTON.....	L.....	12-3
O2... at Texas A&M.....	W.....	17-0
O9... XAVIER.....	W.....	30-7
O16... WICHITA STATE.....	W.....	20-7
O30... MEMPHIS.....	L.....	45-21
N6... NORTH TEXAS STATE.....	W.....	40-7
N13... OHIO.....	W.....	23-15

N20... at Miami (OH).....	L.....	43-7
N27... at Louisville.....	W.....	19-16

1972 2-9

Coach - Ray Callahan | Captain - Billy Hunter

S9... at Indiana State.....	W.....	10-7
S16... at (2) Colorado.....	L.....	56-14
S23... XAVIER.....	L.....	19-7
S30... VILLANOVA.....	W.....	14-7
O7... OHIO.....	L.....	28-14
O14... at Wichita State.....	L.....	20-17
O28... LOUISVILLE.....	L.....	38-13
N4... at North Texas State.....	L.....	27-25
N11... at Memphis.....	L.....	49-24
N18... MIAMI (OH).....	L.....	23-0
N25... at Houston.....	L.....	49-0

1973 4-7

Coach - Tony Mason | Captain - Evan Jolitz

S15... XAVIER.....	W.....	40-7
S22... at Villanova.....	L.....	14-7
S29... at Tulsa.....	L.....	16-13
O6... at Temple.....	L.....	16-15
O13... S.W. LOUISIANA.....	W.....	27-0
O20... WICHITA STATE.....	W.....	27-6
O27... at Louisville.....	L.....	10-8
N3... NORTH TEXAS STATE.....	W.....	52-3
N10... at Ohio.....	L.....	14-8
N17... at (17) Miami (OH).....	L.....	6-0
N24... MEMPHIS.....	L.....	17-13

1974 7-4

Coach - Tony Mason | Captains - Tom Rose, Tom Marvaso

S14... at Washington.....	L.....	21-17
S21... at Rice.....	W.....	28-21
S28... LOUISVILLE.....	W.....	7-6
O12... at Memphis.....	L.....	13-7
O19... at Wichita State.....	W.....	43-0
O25... at Houston.....	L.....	27-6
O2... TEMPLE.....	W.....	22-20
N9... OHIO.....	W.....	35-13
N16... (12) MIAMI (OH).....	L.....	27-7
N23... CHATTANOOGA.....	W.....	35-20
N30... LOUISIANA-MONROE.....	W.....	20-7

1975 6-5

Coach - Tony Mason | Captains - Jay Bonds, Paul Hunter

S13... RICHMOND.....	W.....	19-6
S20... MEMPHIS.....	W.....	13-3
S27... at Louisville.....	W.....	46-27
O4... at Temple.....	L.....	21-17
O11... at Tulsa.....	L.....	24-16
O18... ARKANSAS STATE.....	L.....	14-9
O25... SW LOUISIANA.....	W.....	23-17



UC defeated rival Xavier 23-14 in 1957.

N1 ... HOUSTON	W	28-23
N8 ... (16) MARYLAND (RS)	L	21-19
N15 ... at Ohio	W	6-5
N22 ... at (16) Miami (OH)	L	21-13

1976 9-2

Coach - Tony Mason Captains - Mike Woods, Howie Kurnick		
S11... at Tulane.....	W.....	21-14
S18... **at SW Louisiana.....	L.....	7-3
S25... MIAMI (OH).....	W.....	17-0
O2... at Southern Miss.....	W.....	28-21
O9... at Arizona State.....	W.....	14-0
O16... TULSA.....	W.....	16-7
O23... at (10) Georgia.....	L.....	31-17
O30... at (5) Maryland.....	L.....	21-0
N6... OHIO.....	W.....	35-0
N13... VANDERBILT.....	W.....	33-7
N20... LOUISVILLE.....	W.....	20-6
** - Later won by forfeit		

** - Later won by forfeit

1977 5-4-2

Coach - Ralph Staub Captains - Gardner Cobb, Howie Kurnick, Napoleon Outlaw, Dan Rains, Mike Woods		
S10...	NORTHWESTERN ST.....W	41-0
S17...	at Louisville.....T	17-17
S24...	LOUISIANA-MONROE.....W	63-0
O1...	SOUTHERN MISS.....W	17-6
O8....	at Florida State.....L	14-0
O15...	at Tulane.....L	16-13
O22...	TULSA.....W	28-0
O29...	TEMPLE.....T	17-17
N5....	at Ohio.....W	38-26
N19...	at Vanderbilt.....L	13-9
N24...	MIAMI (OH).....L	12-7

1978 5-6

Coach - Ralph Staub Captains - Dwayne		
Berry, Jim Daley, Howie Kurnick, Mike Rock		
S16 .. SOUTHERN MISS	W	26-14
S23 ... LOUISVILLE	L	28-14
S30 ... at Richmond	L	51-28
O7 ... at (18) Florida State	L	26-21
O14 ... at Temple	L	16-13
O21 ... TULSA	L	27-26
O28 ... at SW Louisiana	W	38-13
N4 ... LOUISIANA-MONROE	W	20-7
N11 ... OHIO	W	35-0
N18 ... at Miami (OH)	L	28-24
N25 ... at Memphis	W	34-14

1979 2-9

Coach - Ralph Staub Captains - Farley Bell, Ed Kloboves, Mike Rogers, Dan Vete		
S15 .. at Southern Miss.....	L	24-6
S22 .. at Louisville.....	L	22-19
S29 .. VILLANOVA.....	W	27-13
O6 .. at (18) North Carolina.....	L	35-14
O13 .. at Pittsburgh.....	L	35-0
O20 .. at Temple.....	L	35-20
O27 .. RICHMOND.....	W	17-14
N3 (6) FLORIDA STATE.....	L	26-21
N10 .. OHIO.....	L	27-7
N17 .. at Miami (OH).....	L	27-14
N24 .. at Memphis.....	L	23-17

1980 2-9

Coach - Ralph Staub Captains - Scott Heineman, Karl Woods		
S6.... at West Virginia.....	L	41-27
S13.... at Tulsa.....	L	31-13
S20.... at Rutgers.....	L	24-7
S27... WICHITA STATE.....	L	13-8
O4.... at Villanova.....	L	23-6
O11.... at (17) South Carolina.....	L	49-7
O18.... at Temple.....	L	23-7
O25.... at Richmond.....	L	24-10
N1.... MEMPHIS.....	W	14-10
N8.... at Louisville.....	L	20-0
N22... MIAMI (OH).....	W	23-13

1981 6-5

Coach - Mike Gottfried Captains - James Bettis, Mike Brookins, Mike Gates, Tim Schira, Kari Yli-Renko		
S5 ... YOUNGSTOWN STATE	L	19-13
S12 ... at (9) Penn State	L	52-0
S19 ... at (7) Pittsburgh	L	38-7
S26 ... RUTGERS	W	10-0
O3 ... at Ohio	W	19-9
O10 ... RICHMOND	W	27-18
O17 ... TEMPLE	L	24-13
O24 ... TULANE	W	17-13
O31 ... MEMPHIS	W	38-7
N14 ... LOUISVILLE	W	24-0
N21 ... at Miami (OH)	L	7-3

1982 6-5

Coach - Mike Gottfried Captains - Danny Barrett, Mike Gates, Antonio Gibson, Joe Olding, George Warhop		
S4 at Florida State	L 38-31
S11 LOUISVILLE (RS)	W 38-16
S25 YOUNGSTOWN STATE	W 52-3
O2 at South Carolina	L 37-10
O9 LONG BEACH ST. (RS)	W 34-14
O16 at Memphis	W 16-7
O23 at (7) Alabama	L 21-3
O30 at Temple	L 41-7
N13 MORGAN STATE (RS)	W 52-0
N18 MIAMI (OH) (RS)	W 20-10
N27 at Miami (FL)	L 19-13

1983 4-6-1

Coach - Watson Brown Captains - Gene Beck, Bill Booz, Don Goodman, George Jamison, Linwood Marshall		
S10 ... at (20) Penn State	W	14-3
S17 ... OKLAHOMA STATE	L	27-17
S24 ... at Louisville	L	31-23
O1 ... CORNELL (RS)	W	48-20
O8 ... TEMPLE (RS)	W	31-16
O15 ... at Florida State	L	43-17
O22 ... (8) MIAMI (FL) (RS)	L	17-7
O29 ... at Kentucky	T	13-13
N5 ... RUTGERS (RS)	W	18-7
N12 ... MEMPHIS (RS)	L	43-10
N19 ... at Miami (OH)	L	14-10

1984 2-9

Coach - Dave Currey Captains - Troy Bodine, Tom Egenoff		
S8.....	AKRON.....	W 28-27
S15.....	YOUNGSTOWN STATE.....	27-23
S22.....	at Memphis.....	L 47-7
S29.....	at Rutgers.....	L 43-15
O13.....	(10) MIAMI (FL) (RS).....	L 49-25
O20.....	at (17) Florida.....	L 48-17
O27.....	LOUISVILLE (RS).....	W 40-21
N3.....	at Temple.....	L 42-10
N10.....	at (20) Auburn.....	L 60-0
N17.....	ALABAMA (RS).....	L 29-7
N22.....	MIAMI (OH) (RS).....	L 31-26

1985 5-6

Coach - Dave Currey Captains - Nick Frankos, Reggie Taylor		
A31 ... VIRGINIA TECH	W	31-14
S7 ... AUSTIN PEAY	W	31-9
S14 ... at Youngstown State	W	29-27
S21 ... at Alabama	L	45-10
S28 ... at Kentucky	L	27-7
O5 ... TEMPLE (RS)	L	28-16
O12 ... at Miami (FL)	L	38-0
O19 ... at Louisville	W	31-9
O26 ... BOSTON COLLEGE (RS)	W	24-17
N9 ... (2) PENN STATE (RS)	L	31-10
N23 ... at Miami (OH)	L	16-10

1986 5-6

Coach - Dave Currey Captains - Alex Gordon, Rob Niehoff, Reggie Taylor		
S6..... at Virginia Tech	W.....	24-20

S13 ... MIAMI (OH) (RS)	W	45-38
S20 ... at Rutgers	L	48-28
S27 ... KENTUCKY (RS)	L	37-20
O4 ... LOUISVILLE	W	24-17
O11 ... at (5) Penn State	L	23-17
O18 ... (1) MIAMI (FL)	L	45-13
O25 ... at Wichita State	W	24-19
N1 ... INDIANA STATE	W	46-14
N8 ... at (9) Auburn	L	52-7
N15 ... at East Carolina	L	32-19

1987 4-7

Coach - Dave Currey Captains - Bob Leshnak, John Lewis, Danny McCain		
S5...	RUTGERS	L 10-7
S12...	at Louisville	W 25-0
S19...	at (20) Penn State	L 41-0
S26...	MIAMI (OH)	W 31-26
O10...	at East Carolina	L 56-28
O17...	at West Virginia	L 45-17
O24...	(3) MIAMI (FL) (RS)	L 48-10
O31...	TENNESSEE TECH	W 38-17
N7...	at Indiana State	L 40-16
N14...	AUSTIN PEAY	W 42-10
N21...	at Virginia Tech	L 21-20

1988 3-8

Coach - Dave Currey Captains - Chris Asbeck		
Bill Davis, Daryl Huber		
S10 ... at Boston College	L	41-7
S17 ... AUSTIN PEAY	W	52-7
S24 ... at Miami (OH)	W	34-18
O1 ... at Rutgers	L	38-9
O8 ... at Penn State	L	35-9
O15 ... VIRGINIA TECH	L	41-14
O22 ... at (3) Miami (FL)	L	57-3
O29 ... LOUISVILLE	L	21-6
N5 ... (4) WEST VIRGINIA (RS)	L	51-13
N12 ... INDIANA STATE	W	40-21
N19 ... EAST CAROLINA	L	49-14

1989 1-9-1

Coach - Tim Murphy Captain - Jack Brusciarelli		
S2.....	RUTGERS.....	T.....17-17
S16.....	EAST CAROLINA.....	L.....21-14
S23.....	at Miami (OH).....	W.....30-14
S30.....	at Louisville.....	L.....37-17
O7.....	at (2) Miami (FL).....	L.....56-0
O14.....	MEMPHIS.....	L.....34-17
O21.....	at (18) West Virginia.....	L.....69-3
O28.....	at Akron.....	L.....31-0
N4.....	at Kentucky.....	L.....31-0
N11.....	MOREHEAD STATE.....	L.....13-10
N18.....	NORTHERN ILLINOIS.....	L.....56-3

1990 1-10

Coach - Tim Murphy Captains - John Arena, Kyle Stroh		
S2.....	BOWLING GREEN (RS)	L..... 34-20
S8.....	at Central Michigan	L..... 34-0
S15.....	at Iowa	L..... 63-10
S22.....	MIAMI (OH) (RS)	L..... 16-12
S29.....	at Kent State	W..... 27-24
O13.....	at West Virginia	L..... 28-20
O20.....	at East Carolina	L..... 56-32
O27.....	at Tulane	L..... 49-7
N3..... (25)	LOUISVILLE (RS)	L..... 41-16
N10.....	at (12) Florida State	L..... 70-21
N17.....	at Alabama	L..... 45-7

1991 4-7

Coach - Tim Murphy Captains - John Arena, Johnathan Cockrell, Kelly Sims		
S7... at (5) Penn State.....	L	81-0
S14... at North Carolina.....	L	51-16
S21... at Bowling Green.....	L	20-16
S28... MIAMI (OH).....	L	22-9
O5... at Louisville.....	W	30-7
O12... at Kent State.....	W	38-19
O19... at Virginia Tech.....	L	56-9
O26... SOUTHERN MISS.....	W	17-7
N2... at Kentucky.....	L	20-17



The Bearcats defeated Louisville, earning the Keg of Nails Trophy in 1997.

N9 ... MIDDLE TENNESSEE ST.	W	30-10
N23 ... (13) EAST CAROLINA	L	30-19

1992 3-8

Coach - Tim Murphy Captains - Kris Bjorson, Ronnie Dixon		
S5.... (8) PENN STATE	L	24-20
S19... at Miami (OH)	L	17-14
S26... at (8) Tennessee	L	40-0
O3.... KENT STATE	W	31-0
O10... at Memphis	L	34-14
O17... at East Carolina	L	42-21
O24... at Southern Miss.	L	31-17
O31... LOUISVILLE	L	27-17
N7.... RUTGERS	W	26-24
N14... KENTUCKY	W	17-13
N21... AKRON	L	24-22

1993 8-3

Coach - Tim Murphy Captains - Jocelyn Borgella, Jason Coppess, Nate Dingle, Lance Harp		
S4.....	AUSTIN PEAY.....	W.....42-10
S11.....	at Bowling Green.....	L.....21-7
S18.....	MIAMI (OH).....	W.....30-23
S25.....	at (11) Syracuse.....	L.....24-21
O2....	at Tulsa.....	W.....22-15
O9....	at Vanderbilt.....	L.....17-7
O16..	BALL STATE.....	W.....44-12
O23..	at Toledo.....	W.....31-24
O30..	MEMPHIS.....	W.....23-20
N13..	at Houston.....	W.....41-17
N20..	EAST CAROLINA.....	W.....34-14

1994 2-8-1

Coach - Rick Minter Captains - Ernest Allen, Reggie Hudson, Matt Vaupel		
S3 ... at Indiana	L	28-3
S10 ... SYRACUSE	L	34-19
S17 ... at Miami (OH)	T	17-17
O1 ... BOWLING GREEN	L	38-0
O8 ... VANDERBILT	L	34-24
O15 ... at Rutgers	L	14-9
O22 ... at Memphis	L	26-3
O29 ... at East Carolina	L	35-21
N5 ... TROY STATE	W	28-24
N12 ... at Wisconsin	L	38-7
N19 ... TULSA	W	28-13

1995 6-5

Coach - Rick Minter Captains - Muhammed El-Mubarak, Darrell Harding, Jamie Lemire, Eric Vibberts		
S2..... at Kansas	L.....	23-18
S9..... KANSAS STATE	L.....	23-21
S16..... at Virginia Tech	W.....	16-0
S23..... at Miami (OH)	L.....	23-16
S30..... TOLEDO	L.....	45-31

O7 ... EAST CAROLINA	W	13-10
O14 ... SOUTHERN MISS	W	16-13
O21 ... MEMPHIS	W	28-3
O28 ... at Northern Illinois	W	55-19
N11 ... at Kentucky	L	33-14
N18 ... at Tulsa	W	24-5

1996 6-5

Coach - Rick Minter Captains - Sam Ganes, Chris Hewitt, Rob Robinson, Robert Tate		
A30 .. TULANE *	34-14
S7	KENTUCKY	W 24-3
S14 ... at (17) Kansas State	L	35-0
S28 ... MIAMI (OH) (30T)	W	30-23
O5 ... at Memphis *	18-16
O12 .. BOSTON COLLEGE	L	24-17
O19 .. HOUSTON *	W 31-20
O26 ... at Louisville *	W 10-7
N2 ... at Southern Miss. *	L 21-17
N16 ... at UAB	W 34-14
N23 .. LOUISIANA-MONROE	W 35-13

1997 8-4

Coach - Rick Minter Captains - Phillip Curry, Jason Fabini, John Kobalka, Derrick Ransom		
A28 ... TULSA	W	34-24
S6.....at Tulane *	L	31-17
S20 ... KANSAS	W	34-7
S27 ... at Boston College	W	24-6
O4 ... MEMPHIS *	W	20-17
O11 ... UAB	W	33-29
O18 ... at Houston * (20T)	L	41-38
O25 ... at Miami (OH) (20T) ..	W	34-31
N1 ... (24) SOUTHERN MISS *	L	24-17
N8 ... LOUISVILLE *	W	28-9
N13 ... at East Carolina *	L	14-7
HUMANITARIAN BOWL - Boise, Idaho		
D29 ... vs. Utah State	W	35-19

1998 2-9

Coach - Rick Minter Captains - Hassan Champion, Percy Evans, Tinker Keck, Chad Plummer, Brian Uhl, Kevin Ward		
S5...	TULANE *	L 52-34
S12...	MIAMI (FL)	L 38-12
S19...	at Army *	L 37-20
S26...	INDIANA	L 48-14
O3...	at Louisville *	L 62-19
O10...	at (24) Syracuse	L 63-21
O17...	at Memphis *	L 41-23
O24...	MIAMI (OH)	L 41-0
N5...	EAST CAROLINA *	L 24-21
N14...	HOUSTON *	W 44-43
N21...	at Arkansas State	W 51-7

year-by-year SCORES

1999 3-8

Coach - Rick Minter Captains - Ken Biggs, Robert Cooper, Eddie Johnson, Tinker Keck, Doug Rosfeld
S4..... KENT STATE..... W.....41-3
S11... TROY STATE..... L.....31-24
S18... (9) WISCONSIN..... W.....17-12
S25... at (12) Ohio State..... L.....34-20
O9.... at Houston *..... L.....23-20
O16.. UAB * (OT)..... L.....24-21
O23.. at (21) Southern Miss* L.....24-20
O30.. at Miami (OH)..... W.....52-42
N6.... LOUISVILLE *..... L.....23-13
N13.. at (24) East Carolina*..... L.....48-34
N20.. MEMPHIS *..... L.....21-13

2000 7-5

Coach - Rick Minter Captains - Troy Evans, Eddie Johnson, Deontey Kenner, Doug Rosfeld
S4..... ARMY..... W.....23-17
S9.... SYRACUSE..... W.....12-10
S16... at (4) Wisconsin (OT)..... L.....28-25
S23... at Indiana..... L.....42-6
S30... at Tulane *..... L.....24-19
O7.... HOUSTON *..... W.....48-31
O14.. at Louisville *..... L.....38-24
O28.. MIAMI (OH)..... W.....45-15
N4.... UAB *..... W.....33-21
N11.. at Memphis * (OT)..... W.....13-10
N18... (24) SOUTHERN MISS *..... W.....27-24
MOTOR CITY BOWL - Detroit, Mich.
D27.. vs. Marshall..... L.....25-14

2001 7-5

Coach - Rick Minter Captains - Lewis Carter, Kirt Doolin, Josh Gardner, LaVar Glover, Kirk Thompson
S2.... PURDUE..... L.....19-14
S8.... at Army *..... W.....27-24
S22... at Miami (OH)..... L.....21-14
O6.... TULANE *..... W.....46-33
O13.. at UAB *..... W.....31-17
O20.. at Houston *..... W.....29-28
O27.. LOUISVILLE *..... L.....28-13
N3.... CONNECTICUT..... W.....45-28
N10.. EAST CAROLINA *..... L.....28-26
N24.. at Memphis *..... W.....36-34
D1.... LOUISIANA-MONROE *..... W.....42-10
MOTOR CITY BOWL - Detroit, Mich.
D29.. vs. (25) Toledo..... L.....23-16

2002 7-7

Conference USA Co-Champions

Coach - Rick Minter Captains - Blue Adams, Derrick Adams, Kirt Doolin, Willis Edwards, Josh Gardner, Tye Keith
S2.... TCU *..... W.....36-29 (OT)
S14... WEST VIRGINIA..... L.....35-32
S21... (6) OHIO STATE (PBS)..... L.....23-19
S28... at Temple..... W.....35-22
O5.... MIAMI (OH)..... L.....31-26
O12.. at Tulane *..... L.....35-17
O19.. at Southern Miss *..... L.....23-14
O26.. MEMPHIS *..... W.....48-10
N7.... at Louisville *..... W.....24-14
N16.. HOUSTON *..... W.....47-14
N23.. at Hawai'i..... L.....20-19
N30.. UAB *..... W.....31-23
D6.... at East Carolina *..... W.....42-26
NEW ORLEANS BOWL - New Orleans, La.
D17.. vs. North Texas..... L.....24-19

2003 5-7

Coach - Rick Minter Captains - Andre Frazier, Tedric Harwell, A.J. Lucius, Zach Norton, Kyle Takavitz
S1.... EAST CAROLINA *..... W.....40-3
S13... at West Virginia..... W.....15-13
S20... TEMPLE (3OT)..... W.....30-24
S27... at Miami (OH)..... L.....42-37
O4.... SOUTHERN MISS *..... L.....22-20
O11.. at UAB *..... L.....31-14
O25.. ARMY *..... W.....33-29
O31.. at USF * (2OT)..... L.....24-17
N8.... RHODE ISLAND..... W.....31-24
N15.. at (9) TCU *..... L.....43-10
N22.. at Memphis *..... L.....21-16
N27.. LOUISVILLE *..... L.....43-40

2004 7-5

Coach - Mark Dantonio Captains - Andre Frazier, Gino Guidugli, Daven Holly, Kyle Takavitz
S4.... at (9) Ohio State..... L.....27-6
S11... MIAMI (OH)..... W.....45-26
S18... at Syracuse..... L.....19-7
S25... at East Carolina *..... W.....24-19
O2.... UAB *..... L.....30-27
O9.... at Army *..... L.....48-29
O23.. MEMPHIS *..... W.....49-10
O30.. TCU *..... W.....21-10
N6.... at (21) Southern Miss *..... W.....52-24
N20.. USF *..... W.....45-23
N27.. at (7) Louisville *..... L.....70-7
FORT WORTH BOWL - Fort Worth, Texas
D23.. vs. Marshall..... W.....32-14

2005 4-7

Coach - Mark Dantonio Captains - Brent Celek, Steve Eastlake, Adam Roberts, Derick Ross
S1.... EASTERN MICHIGAN..... W.....28-26
S10... at Penn State..... L.....42-24
S17... WESTERN CAROLINA..... W.....7-3
S28... at Miami (OH)..... L.....44-16
O8.... at Pittsburgh *..... L.....38-20
O15.. CONNECTICUT *..... W.....28-17
O22.. LOUISVILLE *..... L.....46-22
O29.. at Syracuse *..... W.....22-16
N9.... (16) WEST VIRGINIA *..... L.....38-0
N19.. at USF *..... L.....31-16
N26.. at Rutgers *..... L.....44-9

2006 8-5

Coach - Mark Dantonio, Brian Kelly Captains - Brent Celek, Dominic Ross
S2.... EASTERN KENTUCKY..... W.....31-0
S8.... PITTSBURGH *..... L.....33-15
S16... at (1) Ohio State..... L.....37-7
S23... at (11) Virginia Tech..... L.....29-13
S30.. MIAMI (OH)..... W.....24-10
O7.... AKRON..... W.....20-14
O14.. at (7) Louisville *..... L.....23-17
O22.. USF *..... W.....23-6
O28.. SYRACUSE *..... W.....17-3
N11.. at (10) West Virginia *..... L.....42-24
N18.. (7) RUTGERS *..... W.....30-11
N25.. at Connecticut *..... W.....26-23
INTERNATIONAL BOWL - Toronto, Canada
J6.... vs. Western Michigan..... W.....27-24

2007 10-3

Coach - Brian Kelly Captains - Digger Bujnoch, Haruki Nakamura
A30.. SE MISSOURI STATE..... W.....59-3
S6.... OREGON STATE..... W.....34-3
S15... at Miami (OH)..... W.....47-10
S22... MARSHALL..... W.....40-14
S29... at San Diego State..... W.....52-23
O6.... at (21) Rutgers *..... W.....28-23
O13.. LOUISVILLE *..... L.....28-24
O20.. at Pittsburgh *..... L.....24-17
N3.... at (20) USF *..... W.....38-33
N10.. (16) CONNECTICUT *..... W.....27-3
N17.. (5) WEST VIRGINIA *..... L.....28-23
N24.. at Syracuse *..... W.....52-31
PAPAJOHNS.COM BOWL - Birmingham, Ala.
D22.. vs. Southern Miss..... W.....31-21

YEAR-BY-YEAR RESULTS

Year	Overall			Conference		
	W	L	T	W	L	Finish
1885	1	0	1	Independent		
1886	2	0	0	Independent		
1887	1	0	0	Independent		
1888	1	0	1	Independent		
1889	1	1	0	Independent		
1890	2	1	1	Independent		
1891	4	2	1	Independent		
1892	1	2	0	Independent		
1893	0	6	0	Independent		
1894	3	3	0	Independent		
1895	3	3	0	Independent		
1896	4	3	1	Independent		
1897	9	1	1	Independent		
1898	5	1	3	Independent		
1899	5	2	0	Independent		
1900	3	4	1	Independent		
1901	1	3	1	Independent		
1902	4	2	2	Independent		
1903	1	8	0	Independent		
1904	7	1	0	Independent		
1905	4	3	0	Independent		
1906	0	7	2	Independent		
1907	—No Games Played—					
1908	1	4	1	Independent		
1909	4	3	1	Independent		

Ohio

1910	6	3	0	2	1	0
1911	6	2	1	2	1	1
1912	3	4	1	0	3	1
1913	5	3	1	4	2	1
1914	6	3	0	4	2	0
1915	4	5	0	3	3	0
1916	0	8	1	0	6	1
1917	0	6	0	0	4	0
1918	3	0	2	0	0	2
1919	3	4	1	1	3	1
1920	4	5	0	3	2	0
1921	2	6	0	0	4	0
1922	1	7	1	1	3	1
1923	6	3	0	5	2	0
1924	2	6	1	1	4	0

Buckeye

1925	4	5	0	1	3	0
1926	3	5	1	0	3	1
1927	2	5	2	0	3	1
1928	1	8	0	0	5	0
1929	4	4	1	0	4	1
1930	5	4	0	2	3	0
1931	5	4	0	2	1	0
1932	7	2	0	2	2	0
1933	7	2	0	3	1	0
1934	6	2	1	2	0	1
1935	7	2	0	2	2	0

1936	1	5	3	Independent		
1937	0	10	0	Independent		
1938	4	5	0	Independent		
1939	4	3	2	Independent		
1940	5	3	1	Independent		
1941	6	3	0	Independent		
1942	8	2	0	Independent		

1943	—No Games Played—					
1944	—No Games Played—					
1945	4	4	0	Independent		
1946	9	2	0	Independent		

Mid-American

1947	7	3	0	3	1	0
------	---	---	---	---	---	---

Year	Overall			Conference			
	W	L	T	W	L	T	Finish
Mid-American							
1948	3	6	1	3	1	0	2nd
1949	7	4	0	4	0	0	1st
1950	8	4	0	3	1	0	1st
1951	10	1	0	3	0	0	1st
1952	8	1	1	3	0	0	1st

1953	9	1	0	Independent			
1954	8	2	0	Independent			
1955	1	6	2	Independent			
1956	4	5	0	Independent			

Missouri Valley

1957	5	4	1	1	3	0	4th
1958	6	2	2	1	1	2	2nd
1959	5	4	1	0	3	1	5th
1960	4	6	0	1	2	0	3rd
1961	3	7	0	1	2	0	3rd
1962	2	8	0	1	2	0	3rd
1963	6	4	0	3	1	0	1st
1964	8	2	0	4	0	0	1st
1965	5	5	0	2	2	0	3rd
1966	3	7	0	2	2	0	3rd
1967	3	6	0	2	2	0	3rd
1968	5	4	1	3	2	0	3rd
1969	4	6	0	2	3	0	3rd

1970	7	4	0	Independent			
1971	7	4	0	Independent			
1972	2	9	0	Independent			
1973	4	7	0	Independent			
1974	7	4	0	Independent			
1975	6	5	0	Independent			
1976*	9	2	0	Independent			
1977	5	4	2	Independent			
1978	5	6	0	Independent			
1979	2	9	0	Independent			
1980	2	9	0	Independent			
1981	6	5	0	Independent			
1982	6	5	0	Independent			
1983	4	6	1	Independent			
1984	2	9	0	Independent			
1985	5	6	0	Independent			
1986	5	6	0	Independent			
1987	4	7	0	Independent			
1988	3	8	0	Independent			
1989	1	9	1	Independent			
1990	1	10	0	Independent			
1991	4	7	0	Independent			
1992	3	8	0	Independent			
1993	8	3	0	Independent			
1994	2	8	1	Independent			
1995	6	5	0	Independent			

Conference USA

1996	6	5	0	2	3	0	3rd
1997	8	4	0	2	4	0	4th
1998	2	9	0	1	5	0	7th
1999	3	8	0	0	6	0	9th
2000	7	5	0	5	2	0	2nd
2001	7	5	0	5	2	0	2nd
2002	7	7	0	6	2	0	1st
2003	5	7	0	2	6	0	9th
2004	7	5	0	5	3	0	2nd

all-time coaching RECORDS

Coach	Seasons	Tenure	W	L	T	Pct.
No Coach	9.....	1885-93	13	12	4	.517
W. Durant Berry	2.....	1894-95	6	6	0	.500
Williams Reynolds	1.....	1896	4	3	1	.562
Tom Fennel	1.....	1897	9	1	1	.864
Frank Cavanaugh	1.....	1898	5	1	3	.722
Dan Reed	2.....	1899-00	8	6	1	.567
Henry Pratt	1.....	1901	1	3	1	.300
Anthony Chez	2.....	1902-03	5	10	2	.353
Amos Foster	2.....	1904-05	11	4	0	.733
William Foley	1.....	1906	0	7	2	.111
Ralph Inott	1.....	1908	1	4	1	.250
Robert Burch	3.....	1909-11	16	8	2	.654
Lowell Dana	2.....	1912-13	8	7	2	.529
George Little	2.....	1914-15	10	8	0	.556
Ion Cortright	1.....	1916	0	8	1	.056
Frank Marty	1.....	1917	0	6	0	.000
Boyd Chambers	4.....	1918-21	12	15	3	.450
George McLaren	5.....	122-26	16	26	3	.389
George Babcock	4.....	1927-30	12	21	3	.375
Dana King	4.....	1931-34	25	10	1	.708
Russ Cohen	2 1/2	1935-37	8	11	3	.432
Wade Woodworth	1/2.....	1937	0	6	0	.000
Joe Meyer	5.....	1938-42	27	16	3	.620
Ray Nolting	4.....	1945-48	23	15	1	.603
Sid Gillman	6.....	1949-54	50	13	1	.789

Coach	Seasons	Tenure	W	L	T	Pct.
George Blackburn	6.....	1955-60	25	27	6	.483
Chuck Studley	6.....	1961-66	27	33	0	.450
Homer Rice	2.....	1967-68	8	10	1	.463
Ray Callahan	4.....	1969-72	20	23	0	.465
Tony Mason	4.....	1973-76	26	18	0	.591
Ralph Staub	4.....	1977-80	14	28	2	.341
Mike Gottfried	2.....	1981-82	12	10	0	.545
Watson Brown	1.....	1983	4	6	1	.409
Dave Currey	5.....	1984-88	19	36	0	.345
Tim Murphy	5.....	1989-93	17	37	1	.318
Rick Minter	10.....	1994-03	53	63	1	.457
Mark Dantonio	3.....	2004-06	18	17	0	.514
Brian Kelly	1.....	2007-Present	11	3	0	.786
Totals	119		524	538	51	.494



Sid Gillman



Ralph Staub



Rick Minter



Mark Dantonio

bearcat ASSISTANT COACHES

Dick Anderson.....1961-62	Joe Daniels.....1997-2000	Ralph Hawkins.....1968	Don Nehlen.....1963	George Smith.....1948
Dave Ash.....1963	Dino Dawson.....2002-03	Andy Hendel.....2001	Dave Nickel.....1984-88	Rick Smith.....1999-00
Bill Baldrige.....1981-82	Tony DeBiasse.....1985-87	Harry Hiestand.....1989-93	Phil Owen.....1969	Mike Solari.....1981-82
Dave Baldwin.....2001	Jack Delaney.....1954-63	Tim Hinton.....2004-08	Rod Paige.....1969-70	Mark Staten.....2004-06
Harlon Barnett.....2004-06	Mike Dickens.....1982	Van Holloway.....1981-83	Jim Parker.....1971-72	Ralph Staub.....1964-68
Leeman Bennett.....1967-68	Paul Dietzel.....1949-50	Dick Hopkins.....1983	John Parker.....1977-80	Charles Stobart.....1966
Dana Bible.....1978-80; 1994	Tyrone Dixon.....2000-01	Greg Hudson.....1997-2000	Joe Perella.....1972	Lowell Storm.....1953-54
Mike Biscotti.....1988	Jack Donaldson.....1984-87	Hank Hughes.....1993	Scott Pethtel.....2003	Larry Tischler.....1977-80
George Blackburn.....1949-53	Phil Dorn.....2002-03	William Inge.....2008	Joker Phillips.....1997-98	Mike Tomlin.....1999-00
Ron Blackledge.....1970-72	Mark Duffner.....1977-80	Bruce Ivory.....1984-93	Sam Pittman.....1996	Don Treadwell.....1994; 2004-06
Reyman Bonar.....1947-48	Dave Dunkelberger.....1969-72	Amos Jones.....1999-2002	Jeff Quinn.....2007-08	Joe Tresey.....2007-08
Jay Bonds.....1981-82	Paul Dunn.....1994-95	Ernest Jones.....2007	Dan Radakovich.....1969	Mike Tressel.....2004-06
George Boutselis.....1967-68	Hal Dyer.....1973-74	Mike Jones.....1981	Dave Ritchie.....1969-72; 1987-88	Jeff Uhlenhake.....2004
Mark Bradley.....1983	Jerry Eisaman.....1969-71	Wayne Jones.....1973-76	Dana Roach.....1986	Bob Valesente.....1975-76
D.J. Brown.....1979-80	Charles Ellis.....1955-57	Greg Karpinski.....1994-98	Tracy Rocker.....2002	Craig Ver Steeg.....1990-93
Carl Brumbaugh.....1947	Mike Elston.....2007-08	Jim Kelly.....1960-76	Tom Roggeman.....1993-94	Tim Viox.....1986-88
Bob Burns.....1973	Dan Enos.....2004-05	Stan Klimczak.....1951-52	Jerry Rosburg.....1992-95	Tom Walsh.....1981
Rusty Burns.....1989-91; 2002-03	Jack Faulkner.....1950-54	Mike Kolakowski.....2003	Tim Rose.....1995	Dave Warner.....2006
Ray Callahan.....1967-68	Foge Fazio.....1973-76	Don Lawrence.....1966	Robin Ross.....1984-85	Lou West.....1988-93
Mike Cassidy.....1994	Jeff Filkovski.....1998-03	Tommie Liggins.....1981-82	Tom Rossley.....1977	John Wiethe.....1947-48
Rick Christie.....1982	Jimbo Fisher.....1999	Kyle Lingerfelt.....1995	Dan Roushar.....2005-06	Mike Wiles.....1988
A.J. Christoff.....2001-02	Dino Folino.....1977-80	John Lovette.....1989-92	Rex Ryan.....1996-97	Brian Williams.....1996
Rich Christophel.....1983	Greg Forest.....2007-08	Dick Mack.....1978-80	Glenn Sample.....1956-60	Keith Willis.....1999-00
Frank Claire.....1955	John Fricke.....1971-72	Joe Madro.....1949-54	Mike Scarry.....1956-62	Bob Wolf.....1982
Mike Clark.....1986-87	O'Neill Gilbert.....2001	Greg Mantooth.....1983	Bill Schmitz.....1982-83	Bob Wylie.....1996
Charles Coe.....1977-78	Ted Gill.....2003-06	Don Martindale.....1997-98	Bill Schwarberg.....1947-55	Tony Yellowovich.....1974-76
Johnnie Cole.....1995	Keith Gilmore.....2007-08	Skip Mathieson.....1977	Greg Seaman.....1995-98	Ed Youngs.....1984-86
L.C. Cole.....1994-95	Cary Godette.....1983-88	Ken Matous.....1989	Stacy Searles.....2001-02	Larry Zierlein.....1997-00
Tony Cole.....1979	Mike Gottfried.....1975-76	Stan McGarvey.....1981-82	Dick Selcer.....1965-66	Dave Zimmerman.....1977-80
Sam Congie.....1969	Don Grammer.....1958-60	Charles McMillan.....2001	Bill Shalosky.....1955-959	Ron Zook.....1981-82
Kerry Coombs.....2007-08	Eddie Gran.....1992-93	Dick MacPherson.....1961-65	Steve Shankweiler.....2003	William Zwaan.....1980
Ron Corradini.....1984	Lynn Hailstock.....1983	Bob Miller.....1959-62	Bob Shaw.....1973-76	
Mark Criner.....2002-03	Jack Hanlon.....1954-55	Paul Misali.....1964-65	Gary Shephard.....1983	
Scott Criner.....1986-88	John Harbaugh.....1989-96	Charley Molnar.....2007-08	Bill Sheridan.....1989-91	
Ted Daisher.....1989-92	Lee Haslinger.....1956-58	John Montgomery.....1996	Karl Singer.....1973-76	
Kim Dameron.....1996-98	Owen Hauck.....1967	Pat Narduzzi.....2004-06	Bill Singler.....1984-85	

Full-time staff members since 1947.

series RECORDS

SEASON OUTLOOK

BIOGRAPHIES

COACHES & STAFF

ADMINISTRATION

SEASON REVIEW

BIG EAST

2008 OPPONENTS

RECORDS & HISTORY

MEDIA INFORMATION

194

	W	L	T	Series Began	Last UC Win	Last Opp. Win		W	L	T	Series Began	Last UC Win	Last Opp. Win
Air Force	0	1	0	1961 (AF 8-6)	—	1961 (8-6)	Louisiana State	1	0	0	1897 (UC 28-0)	1897 (28-0)	—
Akron	2	2	0	1984 (UC 28-27)	2006 (20-14)	1992 (24-22)	Louisville	26	20	1	1929 (UC 7-0)	2002 (24-14)	2007 (28-24)
Alabama	0	5	0	1908 (AL 16-0)	—	1990 (45-7)	Marietta	4	6	1	1895 (UC 6-0)	1931 (50-0)	1920 (28-0)
Antioch	1	1	0	1908 (AN 16-11)	1910 (38-0)	1908 (16-11)	Marquette	6	2	0	1953 (M 31-7)	1960 (33-13)	1959 (35-34)
Arizona State	2	0	0	1954 (UC 34-7)	1976 (14-0)	—	Marshall	7	3	1	1906 (Tie 0-0)	2007 (40-14)	2000 (25-14)
Arkansas State	1	1	0	1975 (AS 14-9)	1998 (51-7)	1975 (14-9)	Maryland	0	2	0	1975 (MD 21-19)	—	1976 (21-0)
Army	3	3	0	1963 (A 22-0)	2003 (33-29)	2004 (48-29)	Memphis	12	18	0	1966 (UM 26-14)	2004 (49-10)	2003 (21-16)
Ashland	1	0	0	1934 (UC 32-6)	1934 (32-6)	—	Miami (FL)	1	10	0	1947 (UC 20-7)	1947 (20-7)	1998 (38-12)
Auburn	0	2	0	1984 (AU 60-0)	—	1986 (52-7)	Miami (OH)	46	59	7	1888 (Tie 0-0)	2007 (47-10)	2005 (44-16)
Austin Peay	4	0	0	1985 (UC 31-9)	1993 (42-10)	—	Michigan State	1	1	0	1930 (MS 32-0)	1946 (18-7)	1930 (32-0)
Baldwin-Wallace	1	0	0	1945 (UC 39-0)	1945 (39-0)	—	Mid. Tennessee State	1	0	0	1991 (UC 30-10)	1991 (30-10)	—
Ball State	1	0	0	1993 (UC 44-12)	1993 (44-12)	—	Mississippi State	1	1	0	1948 (MS 27-0)	1949 (19-0)	1948 (27-0)
Baltimore	1	0	0	1935 (UC 67-0)	1935 (67-0)	—	Morehead State	0	2	0	1937 (MS 7-0)	—	1989 (13-10)
Boston College	3	4	0	1961 (BC 23-0)	1997 (24-6)	1996 (24-17)	Morgan State	1	0	0	1982 (UC 52-0)	1982 (52-0)	—
Boston University	1	3	0	1939 (BU 13-6)	1942 (6-0)	1941 (14-13)	Muskingum	0	1	0	1931 (MU 15-0)	—	1931 (15-0)
Bowling Green	0	4	0	1990 (BG 34-20)	—	1994 (38-0)	Navy	0	2	0	1940 (N 14-0)	—	1956 (13-7)
Butler	6	2	1	1891 (B 34-10)	1948 (16-7)	1937 (13-0)	Nebraska	0	1	0	1906 (NE 41-0)	—	1906 (41-0)
Carnegie Tech	2	1	0	1920 (CT 27-17)	1941 (20-0)	1920 (27-17)	Nevada	0	1	0	1949 (NV 41-21)	—	1949 (41-21)
Case	2	1	0	1922 (UC 16-0)	1923 (69-0)	1937 (21-0)	North Carolina	0	2	0	1979 (NC 35-14)	—	1991 (51-16)
Cedarville	2	0	0	1929 (UC 19-0)	1930 (46-0)	—	North Texas	7	9	1	1958 (Tie 8-8)	1973 (52-3)	2002 (24-19)
Central Michigan	0	1	0	1990 (CM 34-0)	—	1990 (34-0)	Northern Illinois	1	1	0	1989 (NI 56-3)	1995 (55-19)	1989 (56-3)
Centre	6	5	3	1892 (C 12-4)	1942 (21-0)	1910 (12-3)	Northwestern	0	2	0	1903 (NW 35-0)	—	1924 (42-0)
Chicago	0	1	0	1893 (Chi 20-0)	—	1893 (20-0)	Northwestern State	1	0	0	1977 (UC 41-0)	1977 (41-0)	—
Colorado	0	1	0	1972 (CO 56-14)	—	1972 (56-14)	Notre Dame	0	1	0	1900 (ND 57-0)	—	1900 (57-0)
Connecticut	4	0	0	2001 (UC 45-28)	2007 (27-3)	—	Oberlin	1	2	0	1898 (O 5-0)	1923 (6-0)	1924 (13-0)
Cornell	1	0	0	1983 (UC 48-20)	1983 (48-20)	—	Ohio	23	23	4	1896 (UC 52-0)	1981 (19-9)	1979 (27-7)
Dartmouth	1	0	0	1898 (UC 17-12)	1898 (17-12)	—	Ohio Northern	2	2	0	1916 (ON 9-0)	1929 (12-6)	1924 (9-0)
Dayton	15	17	1	1924 (D 21-0)	1970 (13-7)	1971 (16-3)	Ohio State	2	13	0	1893 (OSU 32-0)	1897 (34-0)	2006 (37-7)
Denison	7	14	2	1910 (UC 28-12)	1945 (30-0)	1928 (9-0)	Ohio Wesleyan	10	8	1	1894 (OW 16-4)	1938 (14-7)	1937 (20-6)
DePauw	2	1	0	1905 (UC 17-0)	1945 (7-0)	1931 (7-6)	Oklahoma City	1	0	0	1947 (UC 20-13)	1947 (20-13)	—
Detroit	5	4	1	1945 (D 20-0)	1964 (19-0)	1962 (15-14)	Oklahoma State	1	2	0	1958 (OS 19-14)	1959 (22-9)	1983 (27-17)
Drake	1	0	0	1963 (UC 28-0)	1963 (28-0)	—	Oregon State	1	0	0	2007 (UC 34-3)	2007 (34-3)	—
Earlham	5	4	0	1895 (UC 26-0)	1912 (21-0)	1917 (19-0)	Otterbein	6	3	0	1902 (UC 16-0)	1934 (45-0)	1914 (3-0)
East Carolina	5	12	0	1986 (EC 32-19)	2004 (24-19)	2001 (28-26)	Pacific	5	3	0	1949 (P 34-7)	1959 (21-14)	1956 (21-15)
Eastern Kentucky	1	0	0	2006 (UC 31-0)	2006 (31-0)	—	Penn State	1	8	0	1981 (PS 52-0)	1983 (14-3)	2005 (42-24)
Eastern Michigan	1	0	0	2005 (UC 28-26)	2005 (28-26)	—	Pittsburgh	0	7	0	1924 (P 21-14)	—	2007 (24-17)
Florida	0	1	0	1984 (FL 48-17)	—	1984 (48-17)	Purdue	0	1	0	2001 (P 19-14)	—	2001 (P 19-14)
Florida State	0	6	0	1977 (FS 14-0)	—	1990 (70-21)	Rhode Island	1	0	0	2003 (UC 31-24)	2003 (31-24)	—
Franklin	1	0	1	1890 (Tie 0-0)	1891 (38-0)	—	Rice	1	0	0	1974 (UC 28-21)	1974 (28-21)	—
George Washington	1	1	0	1964 (GW 17-15)	1965 (13-3)	1964 (17-15)	Richmond	3	3	0	1962 (R 21-20)	1981 (27-18)	1980 (24-10)
Georgetown	0	2	0	1922 (G 37-0)	—	1936 (7-0)	Rio Grande	2	0	0	1931 (UC 19-6)	1933 (20-0)	—
Georgetown (KY)	8	3	0	1894 (G 6-4)	1934 (45-0)	1916 (16-0)	Rutgers	5	7	1	1980 (RU 24-7)	2007 (28-23)	2005 (44-9)
Georgia	0	2	0	1942 (GA 35-13)	—	1976 (31-17)	San Diego State	1	0	0	2007 (UC 52-23)	2007 (52-23)	—
Hanover	10	1	0	1894 (UC 14-12)	1940 (45-0)	1908 (9-5)	South Carolina	0	2	0	1980 (SC 49-7)	—	1982 (37-10)
Hardin-Simmons	5	1	1	1948 (Tie 7-7)	1960 (15-14)	1955 (53-20)	South Dakota	4	0	0	1932 (UC 7-0)	1965 (41-0)	—
Hawai'i	1	1	0	1951 (UC 34-0)	1951 (34-0)	2002 (20-19)	South Dakota State	1	0	0	1935 (UC 38-0)	1935 (38-0)	—
Heidelberg	1	0	0	1931 (UC 46-7)	1931 (46-7)	—	Southeast Missouri St.	1	0	0	2007 (UC 59-3)	2007 (59-3)	—
Houston	8	13	0	1957 (UH 7-0)	2002 (47-14)	1999 (23-20)	Southern Miss	8	7	0	1976 (UC 28-21)	2007 (31-21)	2003 (22-20)
Illinois Wesleyan	1	0	0	1938 (UC 6-0)	1938 (6-0)	—	St. Bonaventure	1	0	0	1947 (UC 20-14)	1947 (20-14)	—
Indiana	3	9	2	1896 (IU 16-0)	1957 (21-0)	2000 (42-6)	Syracuse	4	4	0	1993 (SYR 24-21)	2007 (52-31)	2004 (19-7)
Indiana State	3	1	0	1972 (UC 10-7)	1988 (40-21)	1987 (40-16)	Tampa	3	0	0	1938 (UC 7-6)	1968 (31-28)	—
Indianapolis	1	0	0	1902 (UC 6-0)	1902 (6-0)	—	TCU	2	1	0	2002 (UC 36-29)	2004 (21-10)	2003 (43-10)
Iowa	0	1	0	1990 (I 63-10)	—	1990 (63-10)	Temple	4	9	1	1973 (TEM 16-15)	2003 (30-24 OT)	1985 (28-16)
Kansas	1	1	0	1995 (KU 23-18)	1997 (34-7)	1995 (23-18)	Tennessee	1	4	0	1904 (UC 35-0)	1904 (35-0)	1992 (40-0)
Kansas State	4	2	0	1951 (UC 34-0)	1966 (28-14)	1996 (35-0)	Tenn.-Chattanooga	1	0	0	1974 (UC 35-20)	1974 (35-20)	—
Kent State	5	0	0	1971 (UC 42-20)	1999 (41-3)	—	Tennessee Tech	1	0	0	1987 (UC 38-17)	1987 (38-17)	—
Kentucky	9	21	3	1894 (UC 32-4)	1996 (24-3)	1995 (33-14)	Texas A&M	1	0	0	1971 (UC 17-0)	1971 (17-0)	—
Kentucky Wesleyan	5	2	1	1920 (UC 35-0)	1930 (6-0)	1928 (6-0)	Texas Tech	0	0	1	1968 (Tie 10-10)	—	—
Kenyon	9	4	0	1895 (UC 16-4)	1929 (18-6)	1916 (27-0)	Texas Western	2	0	0	1950 (UC 32-0)	1951 (53-18)	—
Long Beach State	1	0	0	1982 (UC 34-14)	1982 (34-14)	—	Toledo	4	2	0	1921 (UC 20-0)	1993 (31-24)	2001 (23-16)
Louisiana-Lafayette	3	1	0	1973 (UC 27-0)	1978 (38-13)	1976 (7-3)	Transylvania	5	2	1	1909 (Tie 6-6)	1941 (46-0)	1928 (25-6)
Louisiana-Monroe	5	0	0	1974 (UC 20-7)	2001 (42-10)	—	Troy State	1	1	0	1994 (28-24)	1994 (28-24)	1999 (31-24)

	W	L	T	Series Began	Last UC Win	Last Opp. Win
Tulane	3	11	0	1909 (T 6-0)	2001 (46-33)	2002 (35-17)
Tulsa	13	16	2	1946 (T 20-0)	1997 (34-24)	1980 (31-13)
UAB	5	3	0	1996 (UC 34-14)	2002 (31-23)	2004 (30-27)
USF	3	2	0	2003 (USF 24-17 Tot)	2007 (38-33)	2005 (31-16)
Utah State	1	0	0	1997 (UC 35-19)	1997 (35-19)	—
Vanderbilt	3	4	0	1898 (UC 12-0)	1976 (33-7)	1994 (34-24)
Villanova	2	2	0	1972 (UC 14-7)	1979 (27-13)	1980 (23-6)
Va. Military Institute	2	0	0	1951 (UC 26-7)	1953 (67-0)	—
Virginia Tech	4	4	0	1946 (UC 18-6)	1995 (16-0)	2006 (29-13)
Wabash	2	0	0	1932 (UC 14-0)	1952 (27-7)	—
Washington (MO)	0	1	0	1903 (W 23-11)	—	1903 (23-11)
Washington	0	1	0	1974 (W 21-17)	—	1974 (21-17)
Wash. & Jefferson	0	1	0	1899 (WJ 20-0)	—	1899 (20-0)
Washington & Lee	1	0	0	1952 (UC 54-0)	1952 (54-0)	—
Wayne	2	0	0	1939 (UC 21-0)	1941 (37-0)	—

SERIES RECORDS VS. DIVISION I CONFERENCES

ATLANTIC COAST	8	28	0
Boston College	3	4	0
Florida State	0	6	0
Maryland	0	2	0
Miami (FL)	1	10	0
North Carolina	0	2	0
Virginia Tech	4	4	0

BIG 12	7	7	1
Colorado	0	1	0
Kansas	1	1	0
Kansas State	4	2	0
Nebraska	0	1	0
Oklahoma State	1	2	0
Texas A&M	1	0	0
Texas Tech	0	0	1

BIG EAST	43	54	3
Connecticut	4	0	0
Louisville	26	20	1
Pittsburgh	0	7	0
Rutgers	5	7	1
Syracuse	4	4	0
USF	3	2	0
West Virginia	1	14	1

BIG SOUTH	2	0	0
Virginia Military Institute	2	0	0

BIG TEN	8	38	2
Indiana	3	9	2
Iowa	0	1	0
Michigan State	1	1	0
Northwestern	0	2	0
Ohio State	2	13	0
Penn State	1	8	0
Purdue	0	1	0
Wisconsin	1	3	0

BIG WEST	6	3	0
Pacific	5	3	0
Utah State	1	0	0

CONFERENCE USA	49	67	1
East Carolina	5	12	0
Houston	8	13	0
Marshall	7	3	1
Memphis	12	18	0

Rice	1	0	0
Southern Miss.	8	7	0
Tulane	3	11	0
UAB	5	3	0

MISSOURI VALLEY	5	3	0
Indiana State	3	1	0
Youngstown State	2	2	0

GREAT WEST	1	0	0
South Dakota State	1	0	0

IVY LEAGUE	2	0	0
Cornell	1	0	0
Dartmouth	1	0	0

MID-EASTERN ATHLETIC	1	0	0
Morgan State	1	0	0

MID-AMERICAN	90	101	12
Akron	2	2	0
Ball State	1	0	0
Bowling Green	0	4	0
Central Michigan	0	1	0
Eastern Michigan	1	0	0
Kent	5	0	0
Miami (OH)	46	59	7
Northern Illinois	1	1	0
Ohio	23	23	4
Temple	4	9	1
Toledo	4	2	0
Western Michigan	3	0	0

MOUNTAIN WEST	3	2	0
Air Force	0	1	0
San Diego State	1	0	0
TCU	2	1	0

OHIO VALLEY	7	0	0
Austin Peay	4	0	0
Eastern Kentucky	1	0	0
Southeast Missouri St.	1	0	0
Tennessee Tech	1	0	0

PAC-10	3	1	0
Arizona State	2	0	0
Oregon State	1	0	0
Washington	0	1	0

	W	L	T	Series Began	Last UC Win	Last Opp. Win
West Texas State	0	1	0	1950 (WT 14-13)	—	1950 (14-13)
West Virginia	1	14	1	1921 (WVU 50-0)	2003 (15-13)	2007 (28-23)
Western Carolina	1	0	0	2005 (UC 7-3)	2005 (7-3)	—
Western Michigan	3	0	0	1949 (UC 27-6)	2006 (27-24)	—
Western Reserve	10	3	2	1913 (Tie 0-0)	1953 (66-0)	1938 (33-0)
Wichita State	14	7	2	1954 (WSU 13-0)	1986 (24-19)	1980 (13-8)
William & Mary	3	1	0	1950 (WM 20-14)	1970 (17-10)	1950 (20-14)
Wilmington	1	0	0	1919 (UC 34-0)	1919 (34-0)	—
Wisconsin	1	3	0	1936 (UW 27-6)	1999 (17-12)	2000 (28-25)
Wittenberg	10	11	5	1896 (W 6-0)	1933 (14-6)	1930 (12-0)
Wooster	0	3	0	1916 (W 20-0)	—	1924 (32-0)
Xavier	18	12	0	1918 (UC 12-0)	1973 (40-7)	1972 (19-7)
Youngstown State	2	2	0	1981 (YS 19-13)	1985 (29-27)	1984 (27-23)
Non-Collegiate	21	15	3			

PATRIOT	0	4	0
Georgetown	0	2	0
Navy	0	2	0

PIONEER	7	4	1
Butler	6	2	1
Dayton	15	17	1
Drake	1	0	0
Morehead State	0	2	0

SOUTHEASTERN	15	42	3
Alabama	0	5	0
Auburn	0	2	0
Florida	0	1	0
Georgia	0	2	0
Kentucky	9	21	3
Louisiana State	1	0	0
Mississippi State	1	1	0
South Carolina	0	2	0
Tennessee	1	4	0
Vanderbilt	3	4	0

SOUTHERN	2	0	0
Tenn.-Chattanooga	1	0	0
Western Carolina	1	0	0

SUN BELT	18	12	1
Arkansas State	1	1	0
Louisiana-Lafayette	3	1	0
Louisiana-Monroe	5	0	0
Middle Tennessee State	1	0	0
North Texas	7	9	1
Troy State	1	1	0


WESTERN ATHLETIC	16	18	2
Hawai'i	1	1	0
Nevada	0	1	0
Tulsa	13	16	2
UTEP	2	0	0

INDEPENDENTS	3	4	0
Army	3	3	0
Notre Dame	0	1	0

Won-loss records are for all games played against that team, regardless of conference affiliation at the time of the game.



The 1898 Bearcats finished the season 5-1-3 overall.



Cincinnati has played the Kentucky Wildcats 33 times, winning the last time the two teams played by a score of 24-3 in 1996.



UC and Miami (OH) have played 112 times in a series that began in 1888. The Bearcats defeated the Redhaws last year, 47-10.

bowl HISTORY

Cincinnati's proud football history includes a number of firsts, possibly including the first postseason bowl game.

While the NCAA Official Football Records recognizes the Rose Bowl, started in 1902, as being the first collegiate bowl game, former UC athletic director Bill Schwarberg points to a bowl appearance by Cincinnati that pre-dates the Rose Bowl by five years. Citing a record in the University's McMicken Review, Schwarberg indicated that following the 1897 season, Cincinnati was in fact the first institution from Ohio to make a trip south to play in a postseason game.

Cincinnati posted a 7-1-1 record that year, which included a 34-0 win over Ohio State. The lone team to beat UC was the powerful Carlisle Indians.

Shortly after Thanksgiving a travel party of 14, which included the substitutes and the coach and manager, departed for New Orleans to play a game there on New Year's Day. Hosted by the Southern Athletic Club, accounts of the game have UC winning with ease by a score of 16-0.

At a victory party that evening, players from Louisiana State challenged the Bearcats to a game the next day in Baton Rouge. UC accepted the challenge and overwhelmed the LSU team, 28-0. If this was indeed UC's first bowl game, it was 49 years before the Bearcats again experienced postseason play.

The post-World War II influx of veterans into colleges rejuvenated college athletics, and with that came a surge of new bowls. Cincinnati capped a successful 1946 season with a trip to the Sun Bowl in El Paso, Texas. There, the Bearcats defeated Virginia Tech, 18-6.

UC made appearances in the Glass Bowl in Toledo in 1949 and returned to the Sun Bowl at the end of the 1950 campaign.

After 47 years without a bowl appearance, Cincinnati's drought was broken when the Bearcats played in the inaugural Humanitarian Bowl in Boise, Idaho in 1997.

With Conference USA developing alliances with five bowls, the Bearcats made three straight bowl appearances in 2000, 2001 and 2002—the first two in the Motor City Bowl in Detroit and the third in the New Orleans Bowl.

In 2004, UC was selected to represent Conference USA in the PlainsCapital Fort Worth Bowl, the teams' fourth bowl appearance in five years. UC defeated Marshall, 32-14, in that contest.

In 2006, Cincinnati earned its first BIG EAST Conference bowl appearance after knocking off Connecticut in the season finale. In unusual circumstances following Mark Dantonio and his staff's departure to Michigan State before the bowl game, UC hired Brian Kelly from Central Michigan who came in and in just 34 days prepared UC and defeated Western Michigan University, 27-24, in the inaugural International Bowl in Toronto, Ontario.

Following an impressive 9-3 regular season in 2007 - which included three wins against top-25 opponents, the Bearcats had the opportunity to face former Conference USA foe Southern Mississippi in the PapaJohns.com Bowl, in Birmingham, Ala. Victory number 10, a 31-21 win at Legion Field, marked just the second 10-win season in Bearcats history (UC's 1951 squad finished 10-1). In addition, the Bearcats were ranked No. 17 in the final AP poll, the first time in school history.



bowl HISTORY

Bowl	Location	Date	Opponent	Result
Sun Bowl	El Paso, Texas	Jan. 1, 1947	Virginia Tech	W, 18-6
Glass Bowl	Toledo, Ohio	Dec. 3, 1949	Toledo	W, 33-13
Sun Bowl	El Paso, Texas	Jan. 1, 1951	West Texas A&M	L, 14-13
Humanitarian Bowl	Boise, Idaho	Dec. 29, 1997	Utah State	W, 35-19
Motor City Bowl	Pontiac, Mich.	Dec. 27, 2000	Marshall	L, 25-14
Motor City Bowl	Pontiac, Mich.	Dec. 29, 2001	Toledo	L, 23-16
New Orleans Bowl	New Orleans, La.	Dec. 17, 2002	North Texas	L, 24-19
Fort Worth Bowl	Fort Worth, Texas	Dec. 23, 2004	Marshall	W, 32-14
International Bowl	Toronto, Canada	Jan. 6, 2007	Western Michigan	W, 27-24
PapaJohns.com Bowl	Birmingham, Ala.	Dec. 22, 2007	Southern Mississippi	W, 31-21

NO. 20 CINCINNATI 31, SOUTHERN MISS 21

2007 PapaJohns.com Bowl • Dec. 22, 2007 • Birmingham, Ala.

Ben Mauk shrugged off mistakes and Southern Miss defenders alike, and helped No. 20 Cincinnati make one more entry into an impressive season. The hard-to-tackle Mauk passed for 334 yards and four touchdowns, and DeAngelo Smith intercepted three passes, leading the Bearcats to a 31-21 victory over Southern Miss in the PapaJohns.com Bowl.

The victory gave Cincinnati (10-3) its second 10-win season and first since 1951, while virtually assuring a spot in the final rankings for the first time.

Mauk, the game's most valuable player, completed 30-of-52 passes and overcame three interceptions to become only the third Bearcats player to have a 3,000-yard passing season.

Mauk, who also rushed for 41 yards and frequently broke loose from defenders to make plays, threw three touchdown passes during an 8-minute span extending into the second half.

Cincinnati stopped punter Britt Barefoot on a fake punt on fourth-and-1 from his own 29 and Mauk hit Earnest Jackson for a 29-yard TD strike on the next play for a 21-7 lead. Jeremy Young answered with a 1-yard scoring run for Southern Miss before Mauk struck again with a 10-yarder to Antwan Giddens and set up a 22-yard field goal by Jake Rogers in the final seconds of the third quarter to put the Bearcats up 31-14.

Young cut into the lead again with a 5-yard touchdown pass to Chris Johnson but Southern Miss could not recover an onside kick or convert a fourth-and-1 play on its next possession.

Smith's third pick ended any hope of a comeback in the final minutes. Dominick Goodman caught seven passes for 95 yards and a pair of scores for UC. Connor Barwin (86 yards) and Antwan Giddens (64) also had seven catches apiece.

Southern Miss	7	0	7	7	—	21
Cincinnati	0	14	17	0	—	31

First Quarter:

USM - Shawn Nelson 10 yd pass from Jeremy Young (Justin Estes kick), 5:23.

Second Quarter:

CIN - Dominick Goodman 14 yd pass from Ben Mauk (Jake Rogers

kick), 6:12. CIN - Dominick Goodman 5 yd pass from Ben Mauk (Jake Rogers kick), 0:24.

Third Quarter: CIN - Earnest Jackson 29 yd pass from Ben Mauk (Jake Rogers kick), 13:17. USM - Jeremy Young 1 yd run (Justin Estes kick), 6:48. CIN - Antwan Giddens 10 yd pass from Ben Mauk (Jake Rogers kick), 4:08. CIN - Jake Rogers 22 yd field goal, 0:05

Fourth Quarter: USM - Chris Johnson 5 yd pass from Jeremy Young (Justin Estes kick), 9:37.

Rushing: Southern Miss: Fletcher 29-155, Young 17-55, Harrison 2-7, Barefoot 1-0. Cincinnati: Mauk 12-41, Moore 4-18, Ramsey 6-9, Glatthaar 1-7, Benton 1-0.

Passing: Southern Miss: Young 32-18-3, 122, 2 TD. Cincinnati: Mauk 52-30-3, 334, 4 TD.

Receiving: Southern Miss: Fletcher 7-50, Nelson 3-18, Magee 2-15, Johnson 2-13, Morgan 2-8, Harrison 1-18, Baptiste 1-0. Cincinnati: Goodman 7-95, Barwin 7-86, Giddens 7-64, Jackson 3-46, Howard 2-24, Barnett 2-17, Moore 1-3, Benton 1-(-1).



TEAM STATISTICS	USM	UC
First Downs	19	21
Rushes-Yards	49-217	26-71
Passing Yards	122	334
Passing A-C-I	32-18-3	52-30-3
Total Plays-Yards	81-339	78-405
Punts-Avg.	6-39.2	4-47.0
Fumbles-Lost	0-0	1-1
Penalties-Yards	8-80	8-51

CINCINNATI 27, W. MICHIGAN 24

2007 International Bowl • Jan. 6, 2007 • Toronto, Canada

The International Bowl provided Cincinnati fans with a preview of what Brian Kelly has in store as UC knocked off Western Michigan, 27-24.

Kevin Lovell's 33-yard field goal with 6:11 remaining provided the winning margin for Cincinnati and Western Michigan's 51-yard field goal try with 1:26 left fell short.

Dominick Goodman was named the game's Most Outstanding Player. Butler Benton led UC rushing attack with 62 of the team's combined 126 yards against the Broncos—a defense that was ranked fifth nationally defending the run.

John Bowie put UC on the scoreboard first when he gathered in a tipped pass and returned it 25 yards for a touchdown in the first quarter. On Cincinnati's next drive, Davila connected on a 21-yard TD toss to Goodman. Goodman later hauled in a second touchdown pass in the second quarter.

The reeling Broncos used some trickery on the first play following Lovell's field goal. E.J. Biggers, on a double reverse, lofted the ball to Jamarko Simmons for a 76-yard touchdown.

The Broncos' defense got the ball right back and Cubit tossed a 30-yard scoring pass to close the gap to 24-14. A miscue by the UC offense—Davila's pass was deflected and intercepted with 23 seconds to play in the half—setting up Nate Meyer's 29-yard field goal.

Western Michigan	0	17	0	7	—	24
Cincinnati	14	10	0	3	—	27

First Quarter:

CIN—John Bowie 25-yd interception return (Kevin Lovell kick), 11:32. CIN—Dominick Goodman 21-yd pass from Nick Davila (Kevin Lovell kick), 6:27.

Second Quarter: CIN—Dominick Goodman 21 yd pass from Nick Davila (Kevin Lovell kick), 14:30. CIN—FG Kevin Lovell 37 yards, 10:23. WMU—Jamarko Simmons 76-yd pass from E.J. Biggers (Nate Meyer kick), 9:45. WMU—Herb Martin 30-yd pass from Ryan Cubit (Nate Meyer kick), 5:35. WMU—FG Nate Meyer 29 yards, 0:08.

Fourth Quarter: WMU—Brandon West 7-yd run (Nate Meyer kick), 10:53. CIN—FG Kevin Lovell 33 yards, 6:11.

Rushing: Western Michigan: West 21-109, Thompson 6-24, Cubit 2-(-10). Cincinnati: Benton 10-62, Moore 10-57, Grutza 3-22, Glatthaar 4-14, Davila 7-(-29).

Passing: Western Michigan: Cubit 23-43-2, 184, 1 TD; Martin 0-1-0, 0, 0 TD; Biggers 1-1-0, 76, 1 TD. Cincinnati: Davila 19-35-2, 214, 2 TD; Grutza 1-2-0, 7, 0 TD.

Receiving: Western Michigan: Simmons 13-172, Ledbetter 5-38, Martin 4-43, Maragos 1-5, West 1-2. Cincinnati: Goodman 7-109, Celek 4-21, Poland 3-17, Benton 2-26, Moore 2-20, Martin 1-19, Stewart 1-9.

CINCINNATI 32, MARSHALL 14

2004 PlainsCapital Fort Worth Bowl • Dec. 23, 2004 • Fort Worth, Texas

Cincinnati's seniors capped their careers with a dominating performance in a 32-14 win over Marshall at the PlainsCapital Fort Worth Bowl.



TEAM STATISTICS	WM	UC
First Downs	19	21
Rushes-Yards	29-108	34-126
Passing Yards	260	221
Passing A-C-I	45-24-2	37-20-2
Total Plays-Yards	74-368	71-347
Punts-Avg.	7-41.6	5-43.6
Fumbles-Lost	0-0	2-1
Penalties-Yards	3-19	2-20



Linebacker Tyjuan Hagler started things by blocking a punt one minute into the game, which was returned by Antwan Giddens for a touchdown. Hagler forced a fumble to set up one of three Kevin Lovell field goals, recorded a sack and had a team-high seven tackles to earn a spot on *Football News'* all-bowl team.

Trent Cole and Andre Frazier each recorded sacks while leading the defensive pursuit from their end positions. Cole also blocked a punt for a safety. UC's defense held the Thundering Herd to 134 total yards, minus-3 yards rushing.

Gino Guidugli capped his stellar career with his guttiest performance. Playing with a broken hand, Guidugli completed 24-of-36 passes for 231 yards and staked the Bearcats to their lead with a pair of second-quarter TD tosses. Guidugli was to be limited to shotgun snaps, but with the running game sputtering, he moved under center in the second quarter, a move which energized the offense. UC gained 168 yards on the ground, 62 by Richard Hall who capped his senior season with 1,000 yards. Hannibal Thomas caught nine passes for 102 yards to top the 1,000-yard mark in receiving.

UC jumped out to a 10-0 lead on Antwan Giddens return of Hagler's blocked punt and Lovell's 23-yard field goal. The Herd retaliated with two late first quarter TD's, the second on a 32-yard interception return of an errant Guidugli pass, the senior's lone miscue of the night. The Bearcat defense shut down Marshall after that, allowing just 52 yards in total offense the remaining three quarters.

Guidugli capped scoring drives of 13 and 11 plays with TD passes of 15 yards to Brent Celek and eight yards to Earnest Jackson to give UC a 28-10 lead before the half. The Bearcats coasted from there.

Marshall	14	0	0	0	—	14
Cincinnati	10	14	0	8	—	32

First Quarter: CIN

- Antwan Giddens 9-yd return of blocked punt (Kevin Lovell kick), 14:00. CIN - FG Kevin Lovell, 23 yards, 6:23. MAR - Josh Davis 14-yd pass from Stan Hill (Ian O'Connor kick), 5:17. MAR - Willie Smith 32-yd interception return (Ian O'Connor kick), 0:16

Second Quarter: CIN - Brent Celek 15-yd pass from Gino Guidugli (Kevin Lovell kick), 4:31. CIN - Earnest Jackson 8-yd pass from Gino Guidugli (Kevin Lovell kick), 0:18

Fourth Quarter: CIN - FG Kevin Lovell 19 yards, 10:50. CIN - Safety, Trent Cole blocked Marshall's punt recovered in the end zone, 9:42. CIN - FG Kevin Lovell 35 yards, 4:59.

Attendance: 27,902

Rushing: Marshall: Charles 7-9; Hill 5-4; Bradshaw 6-(-5); Gochneaur 2-(-10); Team 1-(-1). Cincinnati: R. Hall 23-62; Glatthaar 10-48; Benton 7-33; Guidugli 3-12; Daniels 1-10; Carpenter 1-3.

Passing: Marshall: Hill 30-14-1, 137, 1; Gochneaur 2-0-0, 0. Cincinnati: Guidugli 36-24-1, 231, 2; Carey 1-0-1, 0; Murray 1-0-0, 0; Team 1-0-0.

Receiving: Marshall: Davis 5-67, 1; Bates 4-27; Spann 2-2; Deitel 1-30; Fitzgerald 1-10; Bradshaw 1-1. Cincinnati: Thomas 9-102; R. Hall 5-38; E. Jackson 4-24, 1; Celek 2-37, 1; Murray 2-20; Daniels 1-8; Poland 1-2.

NORTH TEXAS 24, CINCINNATI 19

2002 New Orleans Bowl • Dec. 17, 2002 • New Orleans, La.

Kevin Galbreath rushed for 130 yards and a touchdown to earn MVP honors as North Texas defeated Cincinnati, 24-19, in the second annual New Orleans Bowl.

After Cincinnati took an early 7-0 lead on a six-yard pass from Gino Guidugli to Tye Keith, North Texas ran



bowl HISTORY

off 24 straight points to build a 24-7 advantage.

Patrick Cobbs put the Mean Green ahead for good, 10-7, when he broke free for a 27-yard TD run with 10:53 left in the half. UNT extended the lead to 17-3 at the intermission when Jeremy Pearl returned a Guidugli interception 20 yards for a TD.

Galbreath finished the UNT scoring when he broke loose for a 35-yard TD run on the opening drive of the second half.

The Bearcats rallied as Jonathan Ruffin connected on field goals of 29 and 33 yards, the second allowing him to break his own school record with 13 straight field goals made. Franklin Callicott pulled UC to within 24-19 when he stripped Cobbs of the ball in the backfield and raced 43 yards for a touchdown with 5:15 left. Guidugli's two-point conversion pass fell incomplete.

Cincinnati would not get the chance to come any closer as North Texas used a time-consuming ground game to key an 11-play drive to run out the clock.

Guidugli led the UC offense by completing 19-of-34 passes for 224 yards and a touchdown but the sophomore threw a career-high five interceptions.

DeMarco McCleskey rushed 23 times for 85 yards to set the UC season rushing record with 1,361 yards. Jon Olinger's four catches for 107 yards raising his season receiving total to 1,114 yards, allowed the senior to break Jim O'Brien's 34-year old record of 1,107 receiving yards.

Cincinnati	7	0	6	6	—	19
North Texas	3	14	7	0	—	24

First Quarter:

CIN - Keith 6-yd pass from Guidugli (Ruffin kick), 8:36.
UNT - FG Bazaldua 30-yds. 0:58.

Second Quarter:

UNT - Cobbs 27-yd run (Bazaldua kick), 10:53. UNT - Pearl 20-yd interception return (Bazaldua kick), 2:46.

Third Quarter: UNT - Galbreath 35-yd run (Bazaldua kick). CIN - FG Ruffin 29-yds, 9:27; CIN - FG Ruffin 33-yds, 5:02.

Fourth Quarter: CIN - Callicott 43-yd fumble return (pass failed).

Attendance: 19,024

Rushing: Cincinnati: McCleskey 23-85; Hall 2-7; B. Vann 1-1; Guidugli 3-(-8). North Texas: Galbreath 28-130, 1; Cobs 4-29, 1; Hickmon 3-22; Smith 5-8; Branch 2-4; Howard 1-(-1).

Passing: Cincinnati: Guidugli 34-19-5, 224, 1. North Texas: Smith 22-9-1, 126, 0.

Receiving: Cincinnati: Olinger 4-107; Keith 4-44, 1; Hart 3-21; Hall 30-20; McCleskey 3-16; B. Vann 1-16; L. Vann 1-0. North Texas: Howard 5-78; Branch 3-27; Marshall 1-21.

TOLEDO 23, CINCINNATI 16

2001 Motor City Bowl • Dec. 29, 2001 • Pontiac, Mich.



Chester Taylor rushed for a bowl-record 190 yards, including a game-winning 24-yard touchdown with 3:23 left to lead Toledo to a 23-16 win over Cincinnati in the Motor City Bowl.

Cincinnati had a chance to tie the game in the closing moments but could not score following a first down at the 11 yard line.

Tavares Bolden was 14-for-28 for 135 yards and ran for 99 yards, which helped the Rockets set a Motor City Bowl-record with 322 yards rushing. Toledo held Cincinnati to just 13 yards on the ground, also a record in the five-year history of the bowl.

Taylor's 24-yard touchdown capped an 80-yard drive, which he selected with three carries for 52 yards. The third-team all-America selection had a bowl-record 31 carries.

After Todd France gave Toledo a 3-0 lead on a 28-yard field goal with 9:24 left in the first quarter, the Bearcats ran off 13 straight points to take a 13-3 halftime lead. Jonathan Ruffin sandwiched field goals from 29 and 46 yards, the latter coming as time expired in the first half, around a 28-yard Gino Guidugli touchdown pass to Tim Walker.

Toledo pulled even after three quarters as France connected on a 42-yard field goal and Tavares Bolden scored on a 28-yard run with 1:44 left in the third. Both teams put together long drives on the first two possessions of the fourth quarter but settled for field goals.

The Rockets went 76 yards on 14 plays over five minutes, but stalled at Cincinnati's 13. France's 30-yard field goal gave them a 16-13 lead with 9:42 left.

The Bearcats then stalled at Toledo's 8 after driving 73 yards. Ruffin's 25-yard kick tied the game with 6:26 to go. The Rockets then drove 80 yards in seven plays with Taylor breaking loose up the middle for the winning score with 3:23 left.

Guidugli was 29-for-46 for 283 yards and a touchdown. Tye Keith caught a bowl-record nine passes for 63 yards.

Cincinnati	0	13	0	3	—	16
Toledo	3	0	10	10	—	23

First Quarter: TOL

- FG France 28-yds, 9:24.

Second Quarter:

CIN - FG Ruffin 29-yds, 9:05. CIN - Walker 28-yd pass from Guidugli (Ruffin kick), 2:43. CIN - FG Ruffin 46-yds, 0:00.

Third Quarter: TOL - FG France 42-yds, 11:33. TOL - Bolden 28-yd run (France kick), 1:44.

Fourth Quarter: TOL - FG France 30-yds, 9:42. CIN - FG Ruffin 25-yds, 6:26. TOL - Taylor 24-yd run (France kick), 3:23.

Attendance: 44,164

Rushing: Cincinnati: McCleskey 11-18; Jackson 7-9; Guidugli 2-(-14). Toledo: Taylor 31-190, 1; Bolden 7-99, 1; McCray 12-36; Team 1-(-3).

Passing: Cincinnati: Guidugli 46-29-0, 283, 1; Keith 1-0-0, 0, 0. Toledo: Bolden 28-14-1, 135, 0.

Receiving: Cincinnati: Keith 9-63; Vann 8-78; Olinger 3-47; Jackson 3-38; McCleskey 2-18; Wize 2-7; Walker 1-28, 1; Holly 1-4. Toledo: Ford 5-73; McCray 3-14; Johnson 2-23; Greene 2-13; Holmes 1-15; Clarke 1-(-3).

MARSHALL 25, CINCINNATI 14

2000 Motor City Bowl • Dec. 27, 2000 • Pontiac, Mich.

Byron Leftwich threw for one touchdown and rushed for another to help Marshall rally for 16 second-half points to defeat Cincinnati, 25-14, in the Motor City Bowl.

Cincinnati used a pair of DeMarco McCleskey touchdown runs to build a 14-9 halftime lead.

Marshall jumped on top, 7-0, when Leftwich connected with Darius Watts on a 77-yd catch and run. UC came right back, driving 67 yards in nine plays, culminating with McCleskey leaping over the pile to score from two yards out with 8:28 left to tie the game.

The Thundering Herd regained the lead with 2:35 left in the first quarter when Michael Owens tackled running back Ray Jackson in the endzone for a safety.

Antwan Peek recovered a Leftwich fumble at the Marshall 21 to set up

McCleskey's second score, a two-yard run with 1:44 left in the half.

Marshall scored a pair of third quarter touchdowns, a one-yard run by Leftwich on its opening drive, and a Frank Wallace four-yard run with 7:24 left.

The Cincinnati offense, which ran up 181 yards of total offense in the first half, struggled after intermission, failing to score on any of its six possessions.

Leftwich paced the Thundering Herd, completing 17-of-30 passes for 221 yards while UC's Deontey Kenner connected on 19-of-39 passes for 189 yards and a pair of interceptions.

Cincinnati	7	7	0	0	—	14
Marshall	9	0	13	3	—	25

First Quarter:

MAR - Watts 77-yd pass from Leftwich (Jenkins kick), 12:48. CIN - McCleskey 2-yd run (Ruffin kick), 8:28. MAR - Safety, running back tackled in endzone, 2:35.

Second Quarter: CIN - McCleskey 2-yd run (Ruffin kick), 10:44.

Third Quarter: MAR - Leftwich 1-yd run (Leftwich Pass failed), 12:01. MAR - Wallace 4-yd run (Jenkins kick), 7:24.

Fourth Quarter: MAR - FG Jenkins 25-yds, 0:43.

Attendance: 52,911

Rushing: Cincinnati: McCleskey 20-72, 2; Jackson 14-61; Garden 1-8; Vann 1-6; Team 1-(-24); Kenner 5-(-27). Marshall: Wallace 20-78, 1; Leftwich 9-21, 1; Carey 1-2.

Passing: Cincinnati: Kenner 39-19-2, 189, 0. Marshall: Leftwich 30-17-1, 221, 1.

Receiving: Cincinnati: Collins-Baker 4-55; Vann 3-42; Chatman 3-42; Keith 3-20; Drewery 2-15; Deatherage 2-13; Jackson 2-2. Marshall: Foye 5-26; Wallace 4-26; Watts 3-90, 1; Poole 3-65; Washington 2-14.

CINCINNATI 35, UTAH STATE 19

1997 Humanitarian Bowl • Dec. 21, 1997 • Boise, Idaho

Chad Plummer threw

for a touchdown and ran for another score and

Cornelius Bonner caught two touchdown passes as Cincinnati defeated Utah State, 35-19, in the inaugural Humanitarian Bowl.

Deontey Kenner, who rotated at quarterback with Plummer, completed 10-of-16 passes for 124 yards and one touchdown for Cincinnati, which had not played in the postseason since the 1951 Sun Bowl.

Plummer, voted the game's Most Valuable Player, completed 5-of-10 passes for 61 yards while rushing 15 times for 53 yards.

Bonner, who had 48 yards on four receptions, caught touchdown passes of 14-yards each from Plummer and Kenner as the Bearcats raced to a 21-0 halftime lead.

Orlando Smith led Cincinnati in rushing with 82 yards on 15 carries while the Bearcats held a 265-76 advantage in rushing yards while holding the ball for more than 42 minutes.

Following a fumble by Utah State's Demario Brown early in the second half, the Bearcats went 57 yards in seven plays, capped by Plummer's 15-yard scoring run around right end that made it 28-0.

Just 1:03 later, Utah State's Steve Smith turned a five-yard pass from Matt Sauk into a spectacular 75-yard touchdown as he broke tackles and outran the secondary. But Cincinnati answered with a seven-yard scoring run by Orlando Smith on a screen pass that was ruled a lateral.



TEAM STATISTICS	UC	MU
First downs	24	13
Rushes-yards	42-96	30-101
Passing yards	189	221
Passing A-C-I	39-19-2	30-17-1
Punts-Avg.	5-29.8	6-37.5
Fumbles-Lost	1-0	1-1
Penalties-Yards	11-80	14-110
Time of Possession	35:59	24:01



Melvin Blue's three-yard TD run capped an 80-yard drive in just 1:54, but the Aggies missed the extra point and trailed 35-13 with 29 seconds left in the third quarter.

The Aggies got themselves back in the game two minutes into the fourth quarter. Cincinnati punter Doug Johnson could not handle a high snap and freshman linebacker Brent Passey picked up the loose ball and went 10 yards for the score.

Cincinnati	7	14	14	0	—	35
Utah State	0	0	13	6	—	19

First Quarter:

CIN- Bonner 14-yd pass from Plummer (Judge kick), 4:03

Second Quarter:

CIN- Bonner 14-yd pass from Kenner (Judge kick), 14:12.
CIN- L. Smith 1-yd run (Judge kick), 8:30.

TEAM STATISTICS	UC	USU
First downs	23	15
Rushes-yards	65-225	20-63
Passing yards	186	253
Passing A-C-I	25-15-0	30-12-3
Punts-Avg.	5-36.8	6-32.3
Fumbles-Lost	2-1	1-1
Penalties-Yards	7-84	3-13
Time of Possession	42:17	17:43

Third Quarter: CIN- Plummer 15-yd run (Judge kick), 8:39. USU - Smith 75-yd pass from Sauk (Bohn kick), 7:31. CIN- O. Smith 7-yd run (Judge kick), 2:28. USU - Blue 3-yd run (kick failed), 0:29.

Fourth Quarter: USU- Passey 10-yd fumble return (Pass failed), 14:18.

Attendance: 16,131

Rushing: Cincinnati: O. Smith 15-78, 1; Plummer 15-53, 1; Cooper 17-47; L. Smith 7-32, 1; Royal 9-24; Isom 1-1; Team 1-(-10). Utah State: Brown 12-56; Smith 2-11; Blue 2-6, 1; Sauk 4-(-10).

Passing: Cincinnati: Kenner 16-10-0, 124, 1; Plummer 9-5-0, 62, 1. Utah State: Sauk 30-12-3, 253, 1.

Receiving: Cincinnati: Bonner 4-48, 2; Collins-Baker 4-36; Plummer 4-64; Monroe 2-26; Royal 1-12. Utah State: Smith 4-136; Jenkins 4-80; Brown 3-29; Damuni 1-8.

W. TEXAS A&M 14, CINCINNATI 13

1951 Sun Bowl • Jan. 1, 1951 • El Paso, Texas

A missed extra point in the second quarter proved to be the difference as West Texas A&M edged Cincinnati, 14-13, in the 16th annual Sun Bowl.

The Buffaloes took a 7-0 lead three minutes into the second quarter. Bill Cross capped off a 57-yard drive with a three-yard touchdown run.

Cincinnati used the passing game to come back. On a 68-yard scoring drive, quarterback Gene Rossi completed a 36-yard pass to Joe Benzinger and short passes to Dick Jarvis and Dan McKeever. When Dan McKeever was injured on a running play, he was replaced by his brother, Tom, who carried three straight plays, the last a three-yard touchdown.

Jim Kelly's extra-point attempt went wide right and proved to be important as the game progressed.

Cincinnati claimed its first lead, 13-7, when Rossi threw a 17-yard touchdown pass to Bob Stratton and Bill Shalonsky added the extra point. A crucial play in the 69-yard drive came on third down at the UC 43 when Rossi completed a 22-yard pass to Kelly and a West Texas A&M penalty moved the ball to the Buffalo 20.

West Texas A&M used a trick play on a fake punt to score the game-winning touchdown. Faced with a fourth and long, punter Frank Wise moved under center, took the snap and lateraled to the right to quarterback Gene Mayfield. Mayfield completed a pass to Cross at the UC 40 and Cross broke several tackles to finish the 62-yard touchdown pass. Roy Lee Dunn added the extra point to give West Texas A&M a 14-13 lead.

Cincinnati could not take advantage of its best scoring chance in the fourth when Shalonsky's 35-yard field goal attempt went wide right.

West Texas A&M drove 79-yards to the UC one but the Bearcat defense held on a fourth down play. With time running out, the Bearcats moved to the Buffaloes' 27 on a long pass to Kelly, but the game ended when Rossi was sacked on successive plays.

Cincinnati	0	6	7	0	—	13
West Texas A&M	0	7	7	0	—	14

Second Quarter:

WT- Bill Cross
4-yard run (Roy Lee Dunn Kick).
CIN- Tom McKeever
3-yard run (kick failed).

Third Quarter:

CIN- Bob Stratton
17-yard pass from Gene Rossi (Bill Shalonsky kick). WT- Cross 62-yard pass from Gene Mayfield (Dunn kick).

Attendance: 16,000

Rushing: Cincinnati: Stratton 8-59; T. McKeever 9-40, 1; D. McKeever 4-20; Anthony 4-14; Delaney 3-10; Rossi 9-(-37). West Texas A&M: Wright 23-135; Cross 15-53; Mayfield 10-40; Wise 2-(-10).

Passing: Cincinnati: Rossi 29-14-3, 170, 1; Delaney 1-0-0, 0, 0. West Texas A&M: Mayfield 14-5-3, 103, 1; Wise 1-1-0, 20, 0.

Receiving: Cincinnati: Kelly 5-89; Benzinger 1-34; Jarvis 3-21; Stratton 2-18, 1; Staub 1-9; D. McKeever 1-2, Anthony 1-(-3).

CINCINNATI 33, TOLEDO 13

1949 Glass Bowl • Dec. 3, 1949 • Toledo, Ohio

Cincinnati used a strong defense and solid play on special teams to dominate Toledo, 33-13, in the fifth annual Glass Bowl.

After a scoreless first quarter the Bearcats recorded a safety when Jack Tracy trapped Rocket back Emerson Cole in the end zone. Following a Toledo fumble, UC's Bob Stratton scored the first of his two touchdowns on a 10-yard run. He later added a 29-yard TD early in the third quarter.

Gene Gibson showed his open-field running skills with a pair of touchdowns. He returned a punt 76-yards in the third quarter to give the Bearcats a 27-6 lead. On the next possession, Don Jansen intercepted a Toledo pass and pitched it to Gibson who returned it 80 yards for the score.

UC outgained Toledo, 330-286 on offense, but owned a lopsided advantage on special teams. The Bearcats returned punts, kickoffs and interceptions for 258 yards while the Rockets managed only 97 return yards.

Cincinnati	0	15	18	0	—	33
Toledo	0	6	0	7	—	13

Second Quarter:

CIN- Safety, Jack Tracy tackled Emerson Cole in the end zone. CIN- Bob Stratton 10-yard run (George Schuster kick). CIN- Joe Hauk 21-yard pass from Tom O'Malley (kick failed). TOL- Cole 8-yard run (Don Martin kick failed).

Third Quarter: CIN- Stratton 29-yard run (kick failed). CIN- Gene Gibson 76-yard punt return (kick failed). CIN- Gibson 80-yard return of Don Jansen interception (kick failed).

Fourth Quarter: TOL- George Miley 2-yard run (Martin kick)

Attendance: 8,000

Rushing: Cincinnati: Bellamah 16-78; Benzinger 10-62; Stratton 6-51, 2; Sweeney 1-12; Brill 1-5; O'Malley 3-(-11). Toledo: Cole 17-76; Han 7-62; Miley 13-53; Pete 1-6; Hays 3-1; Johnson 5-(-11).

Passing: Cincinnati: O'Malley 20-7-1, 133, 1; Gibson 1-0-0, 0, 0. Toledo: Johnson 11-3-1, 38, 0; Pete 3-2-1, 51, 0; Miley 1-1-0, 10, 0.

Receiving: Cincinnati: Kelly 3-53; Staub 2-48; Hauk 1-21, 1; Stratton 1-11. Toledo: Han 4-79; Laude 1-17; Hays 1-3.

TEAM STATISTICS	UC	WTAM
First downs	12	19
Rushes-yards	37-106	50-238
Passing yards	170	123
Passing A-C-I	30-14-3	15-6-3
Punts-Avg.	5-30.4	4-39.5
Fumbles-Lost	3-0	3-0
Penalties-Yards	8-70	8-80



Bob Stratton scored twice to help guide the 1949 Bearcats to a 33-13 victory over Toledo in the Glass Bowl.

CINCINNATI 18, VIRGINIA TECH 6

1947 Sun Bowl • Jan. 1, 1947 • El Paso, Texas

The Bearcats played in their first-ever bowl game in school history, earning an 18-6 victory over Virginia Tech in the 12th annual Sun Bowl.

Both teams struggled offensively in the first half, due largely in part to the three inches of snow that fell in El Paso the day before the game.

The Bearcat offense dominated play in the second half. UC outrushed the Gobblers, 369 to 34 for the game, scoring all three touchdowns on the ground.

After a scoreless first half, Cincinnati took the second half kickoff and drove 75 yards for the game's first score, a 13-yard run by sophomore Harold Johnson. After holding Virginia Tech to just three plays on offense in the next possession, the Bearcats regained possession and drove 52 yards for the second score, taking a 12-0 lead on junior fullback Hugo Sabato's one-yard run.

Virginia Tech cut the lead to 12-6 early in the fourth quarter when Ralph Beard capped off a 55-yard drive with a three-yard touchdown run.

Johnson emerged as the defensive leader for the Bearcats, intercepting a pass in the end zone late in the third quarter to stop a potential game-tying drive.

With time running out, Tech drove into Cincinnati territory, before Johnson made his second interception, returning it deep into Gobbler territory. Three plays later, Don McMillan scored on a quarterback sneak from three yards to provide the final margin.

Cincinnati finished the season with a 9-2 record, including wins over defending Big Nine champions Indiana and Michigan State.

Cincinnati	0	0	12	6	—	18
Virginia Tech	0	0	0	6	—	6

Third Quarter:

CIN- Harold Johnson 13-yard run (kick failed).
CIN- Hugo Sabato
1-yard run (kick failed).

Fourth Quarter:

VT- Ralph Beard
3-yard run (kick failed). CIN- Don McMillan 3-yard run (kick failed)

Attendance: 10,000

TEAM STATISTICS	UC	VT
First downs	16	13
Rushes-yards	369	34
Passing yards	94	85
Passing A-C-I	18-5-3	15-4-2
Punts-Avg.	6-19.0	7-40.6
Fumbles-Lost	0-0	0-0
Penalties-Yards	9-100	3-25



uc bowl RECORDS

SCORING

Points	
12 Bob Stratton	1949
12 Gene Gibson	1949
12 Cornelius Bonner	1997
12 DeMarco McCleskey	2000
12 Kevin Lovell	2004
12 Dominick Goodman (PJB)	2007
12 Dominick Goodman (INT)	2007

Touchdowns

2 Bob Stratton	1949
2 Gene Gibson	1949
2 Cornelius Bonner	1997
2 DeMarco McCleskey	2000
2 Dominick Goodman (PJB)	2007
2 Dominick Goodman (INT)	2007

Points (Career)

24 Dominick Goodman	2005-present
---------------------------	--------------

TDs (Career)

4 Dominick Goodman	2005-present
--------------------------	--------------

Kick Points

12 Kevin Lovell	2004
-----------------------	------

Kick Points (Career)

21 Kevin Lovell	2004-07
-----------------------	---------

Extra Points Made

5 Joe Judge	1997
-------------------	------

Extra Points Att.

5 Joe Judge	1997
5 George Schuster	1949

FGM

3 Jonathan Ruffin	2001
3 Kevin Lovell	2004

FGA

3 Jonathan Ruffin	2001
3 Kevin Lovell	2004

FGM (Career)

5 Jonathan Ruffin	2000-02
5 Kevin Lovell	2004-07

FGA (Career)

5 Jonathan Ruffin	2000-02
5 Kevin Lovell	2004-07

RUSHING

Rushing Attempts

23 DeMarco McCleskey	2002
----------------------------	------

Rushing Yards

85 DeMarco McCleskey	2002
----------------------------	------

Rushing Touchdowns

2 Bob Stratton	1949
2 DeMarco McCleskey	2000

Longest Rush

52 Allen Richards	1947
-------------------------	------

Rushing Attempts (Career)

54 DeMarco McCleskey	2000-02
----------------------------	---------

Rushing Yards (Career)

175 DeMarco McCleskey	2000-02
-----------------------------	---------

Rushing TDs (Career)

3 Bob Stratton	1949-51
----------------------	---------

PASSING

Passing Attempts

52 Ben Mauk	2007
-------------------	------

Passing Completions

30 Ben Mauk	2007
-------------------	------

Passing Yards

334 Ben Mauk	2007
--------------------	------

Passing Touchdowns

4 Ben Mauk	2007
------------------	------

Passing Interceptions

5 Gino Guidugli	2002
-----------------------	------

Longest Pass

55 Guidugli to Olinger	2002
------------------------------	------

Passing Attempts (Career)

116 Gino Guidugli	2001-02-04
-------------------------	------------

Passing Comp. (Career)

72 Gino Guidugli	2001-02-04
------------------------	------------

Passing Yards (Career)

738 Gino Guidugli	2001-02-04
-------------------------	------------

TOTAL OFFENSE

Most Plays

64 Ben Mauk	2007
-------------------	------

Most Yards

375 Ben Mauk	2007
--------------------	------

Plays (Career)

124 Gino Guidugli	2001-02-04
-------------------------	------------

Yards (Career)

728 Gino Guidugli	2001-02-04
-------------------------	------------

RECEIVING

Receptions

9 Tye Keith	2001
9 Hannibal Thomas	2004

Receiving Yards

109 Dominick Goodman	2007
----------------------------	------

Receiving Touchdowns

2 Cornelius Bonner	1997
2 Dominick Goodman (PJB)	2007
2 Dominick Goodman (INT)	2007

Receptions (Career)

16 Tye Keith	2000-02
--------------------	---------

Receiving Yards (Career)

204 Dominick Goodman	2005-present
----------------------------	--------------

ALL-PURPOSE YARDS

Most All-Purpose Yards

168 Gene Gibson	1949
(76 Punt Return, 92 Interception Return)	

Most All-Purpose Yards (Career)

222 Dominick Goodman	2005-present
----------------------------	--------------

PUNT RETURNS

Returns

4 Tinker Keck	1997
---------------------	------

Punt Return Yards

147 Gene Gibson	1949
-----------------------	------

Punt Best Avg. (3 ret.)

49.0 Gene Gibson	1949
------------------------	------

KICKOFF RETURNS

Kickoff Returns

4 Charles Spencer	2000
-------------------------	------

Return Yards

82 Charles Spencer	2000
--------------------------	------

Kickoff Returns Best Average

23.7 Artrell Hawkins	1997
----------------------------	------

PUNTING

Punts

7 Adam Wulfbeck	2001
-----------------------	------

Punting Yards

344 Adam Wulfbeck	2001
-------------------------	------

Punting Highest Avg.

50.5 Kevin Huber	2007
------------------------	------

Long Punt

60 Adam Wulfbeck	2001
------------------------	------

Most Punts (Career)

12 Adam Wulfbeck	2000-01
------------------------	---------

Most Punting Yards (Career)

493 Adam Wulfbeck	2000-01
-------------------------	---------

Punting Best Avg. (Career)

41.1 Adam Wulfbeck	2000-01
--------------------------	---------

DEFENSE

Total Tackles

14 Doug Monaghan	2001
------------------------	------

Solo Tackles

8 Terrill Byrd	2007
----------------------	------

Assisted Tackles

9 Doug Monaghan	2001
9 Jason Hunt	2001

Tackles For Loss

3 Derrick Ransom	1997
3 Terrill Byrd	2007

TFL Yards

20 Derrick Ransom	1997
-------------------------	------

QB Sacks

2 Terrill Byrd	2007
----------------------	------

QB Sacks Yds

13 Derrick Ransom	1997
-------------------------	------

Interceptions

3 DeAngelo Smith	2007
------------------------	------

Int. Return Yards

88 Gene Gibson	1949
----------------------	------

Long Int. Return

80 Gene Gibson	1949
----------------------	------

Interception TD

1 Gene Gibson	1949
1 John Bowie	2007

Passes Defended

6 Brad Jackson	1997
----------------------	------

Fumbles Rec.

1	five times
---------	------------

Fumbles Forced

2 Franklin Callicott	2002
----------------------------	------

TOTAL OFFENSE

Most Plays	90 in 1997
Most Yards	463 in 1947
Fewest Plays	59 in 1949
Fewest Yards	276 in 1951

First Downs, Total	24 in 2000 and 2004
First Downs, Rushing	12 in 1997
First Downs, Passing	16 in 2007
First Downs, Penalty	4 in 2000

RUSHING

Most Attempts	65 in 1997
Most Yards	369 in 1947
Most Touchdowns	3 in 1947 & 1997
Fewest Attempts	20 in 2001
Fewest Yards	13 in 2001
Fewest Touchdowns	0 in 2001, 2002, 2007

PASSING

Most Attempts	52 in 2007
Most Completions	30 in 2007
Most Yards	334 in 2007
Most Touchdowns	4 in 2007
Most Interceptions	5 in 2002
Fewest Attempts	18 in 1947
Fewest Completions	5 in 1947
Fewest Yards	94 in 1947
Fewest Interceptions	0 in 1997 and 2000

MISCELLANEOUS

Most Points	35 in 1997
Least Points	13 in 1951
Touchdowns	5 in 1949 and 1997
Most Fumbles	4 in 1949
Most Fumbles Lost	4 in 1949
Most Penalties	11 in 2000
Most Penalty Yards	100 in 1947
Most Interceptions... 3 (four times, last in 2007)	
Most Int. Return Yards	89 in 1949
Time of Possession	42:17 in 1997
Third Down Conv. 636 (14-of-22) in 1997	
Fourth Down Conv. 667 (2-of-3) in 2004	
Bowl Attendance	52,911 in 2000

PJB - Papajohn's.com Bowl; INT - International Bowl.



media INFORMATION

MEDIA CREDENTIALS

Credentials to cover University of Cincinnati home football games may be secured by contacting the UC Sports Communications Office. Credentials and parking passes will be mailed if requests are received at least one week in advance. Credentials requested less than a week in advance of the game will be available at media will call. Credentials shall be allocated and space in the press box shall be assigned according to the following priority:

1. Originating radio and television personnel involved in a live broadcast.
2. Daily newspapers regularly covering the University of Cincinnati, the current-game opponent or another BIG EAST Conference school. Wire services and regional and national publications are also afforded this priority.
3. Non-originating radio and television personnel producing reports on the game. Only local radio stations with a full-time sports director conducting a regular sports show receive consideration for credentials.
4. Officially recognized University of Cincinnati daily student publications or student electronic media outlets with daily sports reports.
5. Non-daily newspapers or publications reporting on the game.

Other Guidelines

- Season media credentials are issued to those outlets which cover the Bearcats on a regular basis. They do not guarantee working space in media work areas.
- With the exception of UC beat reporters covering the team on a daily basis and producing daily reports, all passes are approved and issued on a game-by-game basis.
- Passes are non-transferable and are subject to immediate revocation if transferred to non-working members of a media outlet.
- Due to limited space and to ensure compliance with NCAA guidelines, no credentials will be issued to "freelance" writers or photographers without a specific assignment received in writing by the assigning organization.
- University of Cincinnati and the NCAA prohibit the issuance of credentials to representatives of an organization that regularly publishes gambling information, such as "tout sheets" or "tip sheets."
- Credentials are issued to web sites that are affiliated with national or regional media organizations, e.g. *USA Today.com*, *ESPN.com*, *CBS SportsLine*, etc., for web sites of BIG EAST Conference schools or non-conference opponents, or for the BIG EAST Conference office.
- Web sites that sponsor "message boards" or "chat rooms" where people are allowed to post anonymous information or rumors are ineligible for credentials or access to media functions. If a news-gathering medium has an online site that sponsors these anonymous forums, they may continue to request credentials under their traditional medium (newspaper, magazine, radio or television), but will not be granted additional passes or access for online staff.
- Photo passes will be issued only to accredited photographers on assignment. Any photographer or media member not complying with instructions of University staff may be required to surrender their credentials.
- Stations bringing satellite trucks for live transmissions will not be guaranteed parking spaces unless the Sports Communications Office is specifically notified at least 48 hours prior to game dates they will be in attendance.
- All credentials are non-transferable and no credentials will be issued to those under the age of 18.
- Spouses, dates, non-workers and anyone under the age of 18 are not allowed in the media areas of the press box in compliance with the working code of the Football Writers Association of America (FWAA).

CREDENTIAL PICK-UP

Credentials can be picked up beginning two-hours before the game at the will call windows located on the west side of Fifth Third Arena. All persons picking up credentials will be required to furnish positive identification.

ENTERING THE PRESS BOX

An elevator to the press box is located at the 50-yard line on the west concourse of Nippert Stadium. A media credential is required for entry to the elevator.

PRESS BOX LEVELS

The Nippert Stadium press box has three levels. The first level is for newspaper, radio, and television reporters. The middle level is for guests of the university. The upper level is for video crews, radio, and television outlets broadcasting the game, as well as coaches.

PRESS BOX SERVICES

A media packet, including a game program, game notes, depth charts, and statistics, is available to each media member. A meal is provided before each game. During the game, quickie statistics are distributed after each quarter. Complete play-by-play, scoring summary, and individual and team statistics are distributed following the game.

In accordance with FWAA guidelines, no cheering is allowed in the media areas of the press box in order to provide a proper working environment.

SIDELINE PASSES

The University of Cincinnati follows NCAA guidelines regarding media representatives on the sidelines. Photographers and videographers are permitted to shoot between the 23-yard lines and the goal lines on both sidelines, or anywhere behind the restraining line in the end zone.

INTERNET

Wireless internet is available in the press box at Nippert Stadium. Members of the UC Sports Communications staff will be available to assist you. There is no access fee.

TELEPHONES

Telephone lines are available in the Nippert Stadium press box on a first-come, first-serve, basis for media members. Media representatives requiring their own phone lines should contact Dan Krone, Assistant Director of Athletics for Facilities and Operations at (513) 556-3541 at least a week prior to the game.



PROFESSIONAL SCOUTS

Seats in the press box will be available to professional scouts on a first-come, first-serve basis based on availability. If seats are not available in the press box, scouts will be provided a reserved ticket along with a press box pass that will allow them access to the press area for statistics, notes, and food. Requests should be made through the UC Sports Communications office well in advance of the game to improve availability.

PRACTICES

During a typical Saturday game week, media may interview players and coaches 15 minutes prior to practice or immediately following practice on either Tuesday or Wednesday. Unless special arrangements are made, there are no player interviews the final two days of practice prior to a game.

Practice is not generally open to the public. Anyone hoping to observe practice should contact UC Sports Communications in advance. Failure to do so may result in an individual's removal from the venue.

WEEKLY RELEASE

During the season, information about the University of Cincinnati football team is updated on a weekly basis and made available at www.GoBEARCATS.com.

Media can access the complete release, including statistics by utilizing Adobe Acrobat PDF files. To receive the document via email, please send a request to Michael Harris (michael.harris@uc.edu).

BRIAN KELLY BY APPOINTMENT

Coach Kelly and his entire coaching staff are available each weekday for one-on-one interviews. Contact the UC Sports Communications office to schedule interviews at (513) 556-5191.

BIG EAST TELECONFERENCE

The BIG EAST coaches are featured on a weekly teleconference each Monday, starting at 11:10 a.m. (ET) during the season. To access the teleconference, contact the BIG EAST Conference at (401) 453-0660. A replay is available each Monday beginning at 5 p.m.

UC PRESS CONFERENCE

The Bearcats hold a weekly media luncheon each Tuesday in the Eighth Floor Faculty Club Banquet Room of Richard E. Lindner Center. The luncheon, which begins at Noon, is hosted by Brian Kelly and selected players will be present for interviews.

POST PRACTICE

Coach Kelly and the entire coaching staff are available for one-on-one interviews after practice on Tuesday and Wednesday during a typical Saturday game week.

BIG EAST SATELLITE FEED

The BIG EAST will begin its weekly satellite on Wednesday, September 3. The feed will be available each Wednesday afternoon during the season, concluding on November 28. Approximately three and a half minutes of highlights and interviews are available for Cincinnati and Coach Kelly. For satellite coordinates and scheduled times for the feed, contact the BIG EAST Conference.

POSTGAME INTERVIEWS

Cincinnati's locker room is closed to all members of the media. At home games, following a 10-minute "cooling off" period, head coach Brian Kelly and selected players will be brought to the third floor of the Recreational Sports Center. Requests for player interviews should be coordinated with the UC Sports Communications staff. The visiting team's coach and player will also be available in the Recreational Sports Center adjacent to UC in the Rec Center. Quotes for both teams will be provided by the Sports Communications staff shortly after they conclude.

ON THE WEB

Information on the University of Cincinnati football team is available at www.GoBEARCATS.com. From www.GoBEARCATS.com, you can find all pertinent information regarding the team, including schedules, results, rosters, bios, statistics and game notes. Live video of Coach Kelly's press conference, plus replays of his weekly teleconference and television interviews are available from the site as well.

Information on the BIG EAST Conference and all member institutions is also available through the BIG EAST web site at www.bigeast.org.

DIRECTIONS TO NIPPERT STADIUM

FROM I-71 South (Columbus)

- I-71 south to Exit 3 - Taft Road (Taft is one-way going west).
- Stay on Taft approximately seven blocks to the intersection of Jefferson Avenue. University Plaza will appear on the right.
- Turn right at the University Plaza onto Jefferson Avenue.
- At the first light, turn left on Corry Street.
- Corry and Calhoun Garages are on the left.

FROM U.S. 50 (Portsmouth and East)

- U.S. 50 to Taft Road (Taft is one-way going west).
- Stay on Taft to the intersection of Jefferson Avenue.
- Turn right at the University Plaza onto Jefferson Avenue.
- At the first light, turn left on Corry Street.
- Corry and Calhoun Garages are on the left.

FROM I-75 North or South


- Take Exit 3 - Hopple Street. At the end of the ramp (stop light) turn left (east).
- Cross over interstate and through Central Parkway. Hopple eventually becomes Martin Luther King Drive, the campus will appear on the right.
- At the sixth light, turn right onto Jefferson Avenue.
- At the second light, Corry Street, turn right.
- Corry and Calhoun Garages are on the left.

FROM I-74 (Indianapolis and West)

- Take I-74 to I-75 south
- Follow directions above from I-75.

Fifth Third Arena at Shoemaker Center is to the right with Nippert Stadium next to it. Armory Fieldhouse is behind the Shoemaker Center. Gettler Stadium is on the left.

Nippert Stadium Seating Chart



Cincinnati Sports Communications



Mike Harris
Assistant AD
513-240-8884



Lara Thornton
Associate Director
513-675-8088



Jeremy Martin
Assistant Director
513-556-5191



Tom Gelehrter
Manager, New Media
513-556-1275



mediaCALENDAR

SEASON OUTLOOK

BIOGRAPHIES

COACHES & STAFF

ADMINISTRATION

SEASON REVIEW

BIG EAST

2008 OPPONENTS

RECORDS & HISTORY

MEDIA INFORMATION

204

Sun.	Mon.	Tues.	Wed.	Thurs.	Fri.	Sat.
	July 28 BIG EAST Media Days	29 BIG EAST Media Days	30 Freshmen Report	31 Veterans Report	Aug. 1 First Day of Practice	2 Move to Camp Higher Ground
3	4	5	6	7	8	9
10 UC Day at Kings Island	11	12	13	14	15	16 Return from Camp Higher Ground
17 Return to Campus	18	19	20	21	22	23
24 Player Interviews	25 BIG EAST Phone Conference	26 UC Press Conference Noon	27	28 Game 1 vs. Eastern Kentucky	29	30
31	Sept. 1 BIG EAST Phone Conference	2 UC Press Conference Noon/ Player Interviews	3 Player Interviews	4	5	6 Game 2 at Oklahoma
7	8 BIG EAST Phone Conference	9 Player Interviews	10 Player Interviews	11	12	13
14	15 BIG EAST Phone Conference	16 UC Press Conference Noon/ Player Interviews	17 Player Interviews	18	19	20 Game 3 vs. Miami (OH)
21	22 BIG EAST Phone Conference	23 UC Press Conference Noon/ Player Interviews	24 Player Interviews	25	26	27 Game 4 at Akron
28	29 BIG EAST Phone Conference/ Player Interviews	30 UC Press Conference Noon/ Player Interviews	Oct. 1	2	3 Game 5 at Marshall	4

Sun.	Mon.	Tues.	Wed.	Thurs.	Fri.	Sat.
5	6 BIG EAST Phone Conference	7 UC Press Conference Noon/ Player Interviews	8 Player Interviews	9	10	11 Game 6 vs. Rutgers
12	13 BIG EAST Phone Conference	14 Player Interviews	15 Player Interviews	16	17	18
19	20 BIG EAST Phone Conference	21 UC Press Conference Noon/ Player Interviews	22 Player Interviews	23	24	25 Game 7 at Connecticut
26	27 BIG EAST Phone Conference/ Player Interviews	28 UC Press Conference Noon/ Player Interviews	29	30 Game 8 vs. USF	31	Nov. 1
2	3 BIG EAST Phone Conference	4 UC Press Conference Noon/ Player Interviews	5 Player Interviews	6	7	8 Game 9 at West Virginia
9	10 BIG EAST Phone Conference/ Player Interviews	11 UC Press Conference Noon/ Player Interviews	12	13	14 Game 10 at Louisville	15
16	17 BIG EAST Phone Conference	18 UC Press Conference Noon/ Player Interviews	19 Player Interviews	20	21	22 Game 11 vs. Pittsburgh
23	24 BIG EAST Phone Conference	25 UC Press Conference Noon/ Player Interviews	26 Player Interviews	27	28	29 Game 12 vs. Syracuse
30 Player Interviews	Dec. 1 BIG EAST Phone Conference/ UC Press Conference	2 UC Press Conference Noon/ Player Interviews	3	4	5	6 Game 13 at Hawai'i

radio and TELEVISION

RADIO

University of Cincinnati fans have had no trouble tracking the Bearcats due to their radio network.

700 WLW begins its 16th season as the Bearcats' broadcast partner. The station's 50,000-watt signal can project UC games to 38 states and a third of Canada, and nationwide via XM Channel 173, making it possible for UC football fans to hear every game.

WLW augments the broadcast coverage with pre-game and postgame programming. Additionally, head coach Brian Kelly is featured on an hour-long call-in show each week from the original Montgomery Inn, allowing Cincinnati fans to meet the coach and ask their questions up close and personal.

ON-AIR TALENT

DAN HOARD – Play-by-Play

Dan Hoard returns for his ninth year as the play-by-play voice. Hoard has been a focal point of Bearcat broadcasts since coming to Cincinnati from Syracuse, N.Y. in 1995. He served as the Bearcats' radio voice in 1996 and handled the play-by-play on the local television football and basketball telecasts from 1996-2000. He took over the radio play-by-play duties in 2000.



Dan Hoard

JIM KELLY, JR. – Color Analyst

Jim Kelly, a standout receiver for the Bearcats in the mid-1970's, returns for his 18th season as an analyst. Jim is the son of Jim Kelly, Sr., who was associated with UC for over 40 years as an athlete, assistant coach and administrator. Kelly, Jr. followed in his father's footsteps as an athlete and started three seasons as a wide receiver for UC in the mid-1970's.



Jim Kelly, Jr.

TOM GELEHRTER – Sideline Reporter

Tom Gelehrter is in his second year as the sideline reporter for UC football broadcasts. UC's Manager of New Media and Broadcasting, Gelehrter is a 2002 graduate of Syracuse University and has worked for the past six years as a college sports broadcaster at both Cincinnati and the University of Akron. A Cleveland native, Gelehrter has also spent time as a professional soccer announcer, calling Cleveland Force games during the 2002 and 2003 seasons.



Tom Gelehrter

MO EGGER – Host and Engineer

Mo Egger, the popular mid-day talk show host from 1530 Homer, the Sports Animal, has spent the last seven years with Clear Channel Cincinnati covering UC athletics in various roles. A New Jersey native and graduate of the University of Dayton, Egger has served as the producer of UC football and men's basketball for the last five years, and will begin his first year as host of the Bearcats' pregame and postgame shows this fall.



Mo Egger

TELEVISION

When it comes to television, the University of Cincinnati has one of the most extensive television packages in the country as its partners cover not only the state of Ohio, but the nation.

The 2008 season will mark the first year of a six-year arrangement with ESPN that gives the BIG EAST unrivaled exposure on ABC television and the ESPN family of networks. ESPN, ESPN2 or ABC will carry a minimum of 19 BIG EAST home games each season, marking the highest guaranteed total on ESPN and ABC in league history. Championship Saturday in December will include one ESPN game and another on ESPN2 and at least four BIG EAST games will be featured on ESPN's Thursday-night package each year of the agreement.

In addition, ESPN Regional Television (ERT) will continue to produce and distribute its Game of the Week package to a nationally syndicated audience, reaching more than 30 million homes. Most of the ERT games also will be available as part of the ESPN GamePlan subscription service. Finally, a minimum of five home games will be carried on ESPN.



Bill Koch, Cincinnati Enquirer



Paul Daugherty, Cincinnati Enquirer & 700 WLW



Ken Broo, WLWT-TV



George Vogel, WLWT-TV



John Popvich, WCPO-TV



Dennis Janson, WCPO-TV



Brad Johansen, WKRC-TV



Tara Pachmeyer, WKRC-TV



Brian Giesenschlag, WXIX-TV



Zach Wells, WXIX-TV



Joe Danneman, WXIX-TV



Scott Springer, 700 WLW



cincinnati SPORTS MEDIA

WIRE SERVICES

Associated Press
312 Elm St., Cincinnati, OH 45202-2747
(513) 241-2386, Fax: (513) 241-2665
Dan Sewell, Bureau Director (dsewell@ap.org)
Joe Kay (jkay@ap.org), Terry Kinney (tkinney@ap.org)

NEWSPAPER

Cincinnati Enquirer (AM Daily & Sunday)
312 Elm St., Cincinnati, OH 45202
(513) 768-8440, Fax: (513) 768-8550
Josh Pichler, Sports Editor (jpichler@enquirer.com)
Bill Koch, UC Beat (bkoch@enquirer.com)
Paul Daugherty, Columnist (pdaugherty@enquirer.com)

The News Record (Mon., Wed. & Thurs.)
University of Cincinnati, ML 15, Cincinnati, OH 45221
(513) 556-5909, Fax: (513) 556-5922

Bearcat Sports Digest (Bi-Weekly)
9144 Cobblechase Ct., Cincinnati, OH 45251
(513) 385-4196, Fax: (513) 385-4192
Andrew Bond, Managing Editor
Jon Braude, Editor (jbraude@one.net)

TELEVISION

WLWT-TV (Channel 5, NBC)
1700 Young St., Cincinnati, OH 45210
(513) 412-5088, Fax: (513) 412-6121
Ken Broo, Sports Director/Anchor (ken.broo@wlwt.com)
George Vogel, Weekend Anchor/Executive Producer (gvogel@wlwt.com)

WCPO-TV (Channel 9, ABC)
1720 Gilbert Ave., Cincinnati, OH 45202
(513) 852-4077, Fax: (513) 721-7717
John Popovich, Sports Director (jpopovich@wcpo.com)
Denny Janson, Sports Anchor (djanson@wcpo.com)
Mike Mattingly, Producer (mmattingly@wcpo.com)

WKRC-TV (Channel 12, CBS)
1906 Highland Ave., Cincinnati, OH 45219
(513) 763-5452, Fax: (513) 421-3820
Brad Johansen, Sports Director/Anchor (bjohansen@wkrc.com)
Tara Pachmayer, Sports Anchor (tpachmayer@wkrc.com)
Kevin Barnett, Reporter (kbarnett@wkrc.com)
Michael Berger and Marc Juszak, Sports Producers

WXIX-TV (Channel 19, FOX)
635 W. 7th St., Cincinnati, OH 45203
(513) 421-0119, Fax: (513) 421-3022
Brian Giesenschlag, Sports Director/Anchor (19sports@fox19.com)
Zach Wells, Sports Anchor
Ron Millenor and Joe Danneman, Producers

RADIO

WLW-AM (700)
8044 Montgomery Rd., Suite 650
Cincinnati, OH 45236
(513) 686-8300, Fax: (513) 333-4240
Scott Springer (scottspringer@clearchannel.com) and Bill Dennison (seg@700wlw.com)
Reporters; Paul Daugherty (pdaugherty@enquirer.com), Sports Talk Show Host

WCKY-AM (1530)
8044 Montgomery Rd., Suite 650
Cincinnati, OH 45236
(513) 686-8300, Fax: (513) 665-9700
Alan Cutler (acutler@700wlw.com); Mo Egger (megger@700wlw.com)
Lance McAlister (lance1530homer@fuse.net), Sports Talk Show Hosts

WDBZ-AM (1230)
705 Central Ave., Cincinnati, OH 45202
(513) 679-6000, Fax: (513) 948-1985
Wayne Miller (wmiller@bluechipbroadcasting.com), Sports Talk Show Host

WEBN-FM (102.7)
8044 Montgomery Rd., Suite 650
Cincinnati, OH 45236
(513) 621-9326, Fax: (513) 749-3299
Dennis Walker (wildman@webn.com), Sports Director

WFTK-FM (96.5)
895 Central Avenue, Suite 900
Cincinnati, OH 45202
(513) 749-8255, 513-412-7050
Tom Gamble and Richard Skinner (Zangryguys@purerock96.com), Sports Talk Show Hosts

WMOH-AM (1450)
2081 Fairgrove Ave., Hamilton, OH 45011
(513) 737-6397, Fax: (513) 863-6856
John Wade, Sports Director
Bill Douglas, Reporter

WOBO-FM (88.7)
P.O. Box 338, Owensville, OH 45160
(513) 724-3939, Fax: (513) 724-6042
John Perin (jperin@cinci.rr.com), Sports Director

Metro Networks
312 Plum St., Suite 910, Cincinnati, OH 45202
(513) 345-2700, Fax: (513) 345-2707
Jason Ehrhardt, Sports Director (jaseonehrhardt@netscape.net)
Mike Lindeman, News Director
(Note: Service programs news or sports for WBOB, WNKR, WUBE, WCVG and others)

Bearcast (Internet Only)
2217 Emory Hall, University of Cincinnati, Cincinnati, OH 45221
(513) 556-4525

REACHING CINCINNATI'S KEY MEDIA

Media Member	Phone	E-mail
Bill Koch, Cincinnati Enquirer	(513) 768-8448	bkoch@enquirer.com
Brian Giesenschlag, WXIX-TV	(513) 421-0119	19sports@raycommmedia.com
Dan Hoard, 700 WLW	(513) 505-9711	dxhoard@yahoo.com
Brad Johansen, WKRC-TV	(513) 763-5452	bjohansen@wkrc.com
John Popovich, WCPO-TV	(513) 852-4077	jpopovich@wcpo.com
George Vogel, WLWT-TV	(513) 412-5088	gvogel@channelcincinnati.com
Scott Springer, WLW-AM	(513) 852-1094	scottspringer@clearchannel.com



One great program deserves another.

