

2012-13 SCHEDULE/RESULTS

Day/Date	Opponent	TV	Time/Result
Mon./Oct. 29	Grand Valley State (EXH.)	BearcatsTV	W, 80-60
Mon./Nov. 5	Bellarmine (EXH.)	BearcatsTV	W, 86-51
Sun./Nov. 11	UT Martin	FSO	W, 80-57
Tues./Nov. 13	Mississippi Valley State	ESPN3	W, 102-60
Sun./Nov. 18	1-North Carolina A&T	FSO	W, 93-39
Tues./Nov. 20	1-Campbell	FSO	W, 91-72
Fri./Nov. 23	1-Iowa State	CBS SN	W, 78-70
Sat./Nov. 24	1-Oregon	CBS SN	W, 77-66
Sat./Dec. 1	2-Alabama	ESPN2	W, 58-56
Thurs./Dec. 6	Arkansas-Little Rock	FSO	W, 87-53
Sat./Dec. 8	Maryland Eastern Shore	FSO	W, 92-60
Sat./Dec. 15	3-at Marshall	CBS SN	W, 72-56
Wed./Dec. 19	4-vs. Xavier	ESPN2	W, 60-45
Sat./Dec. 22	Wright State	FSO	W, 68-58
Thurs./Dec. 27	New Mexico	ESPN2	L, 54-55
Mon./Dec. 31	at No. 24 Pittsburgh	ESPN2	W, 70-61
Sat./Jan. 5	St. John's	ESPNU	L, 52-53
Mon./Jan. 7	Notre Dame	ESPN2	6:30 p.m.
Sat./Jan. 12	at Rutgers	BEN/FSO	8 p.m.
Tues./Jan. 15	at DePaul	BEN/FSO	8:30 p.m.
Sat./Jan. 19	Marquette	ESPNU	7 p.m.
Mon./Jan. 21	at Syracuse	ESPN	3:30 p.m.
Wed./Jan. 30	Rutgers	BEN/FSO	7 p.m.
Sat./Feb. 2	at Seton Hall	ESPNU	11 a.m.
Wed./Feb. 6	at Providence	BEN/FSO	7 p.m.
Sat./Feb. 9	Pittsburgh	ESPN or ESPN2	9 p.m. or 6 p.m.
Tues./Feb. 12	Villanova	BEN/FSO	8 p.m.
Fri./Feb. 15	Georgetown	ESPN	9 p.m.
Thurs./Feb. 21	at Connecticut	ESPN or ESPN2	7 p.m.
Sun./Feb. 24	at Notre Dame	CBS	2 p.m.
Sat./Mar. 2	Connecticut	BEN/WKRC	2 p.m.
Mon./Mar. 4	at Louisville	ESPN	7 p.m.
Sat./Mar. 9	USF	BEN/FSO	4 p.m.
Mar. 12-16	5-BIG EAST Championship	ESPN/ESPN2	TBA
NCAA CHAMPIONSHIP			
Mar. 19-20	First Four	CBS/Turner	TBA
Mar. 21-24	Second/Third Rounds	CBS/Turner	TBA
Mar. 28-31	Regional Semis/Finals	CBS/Turner	TBA
Apr. 6-8	Final Four	CBS	TBA

Notes: Home games are in **BOLD/FACE**; All games are Eastern and subject to change; The specific game time for the Feb. 9 home game with Pittsburgh will not be determined until late January.

BEN-BIG EAST Network; FSO-Fox Sports Ohio; CBS SN - CBS Sports Network 1-Global Sports Classic (Nov. 23-24 games in Las Vegas, Nev. [Thomas & Mack Center]); 2-SEC/BIG EAST Challenge; 3-Charleston, W.Va. (Charleston Civic Center); 4-Cincinnati, Ohio (U.S. Bank Arena); 5-New York, N.Y. (Madison Square Garden)

CINCINNATI SPORTS COMMUNICATIONS

Assistant Director/Primary Basketball Contact: Andre Foushee

Office/Cell Phone: (513) 556-5182/(859) 797-7871

Press Row Phone: 513-556-3800

Email Address: Andre.Foushee@uc.edu

Twitter: @GoBEARCATS and @Andre_UCSID

Associate AD/External & Media Communications: Doug Mosley

Office/Cell Phone: (513) 556-0667/(318) 366-8734

Email: Doug.Mosley@uc.edu

UC Sports Communications

Richard E. Lindner Center

2751 O'Varsity Way, Suite 860

Cincinnati, OH 45221-0021

Phone: (513) 556-5191

Fax: (513) 556-0619

CINCINNATI[®]

BASKETBALL

2 NATIONAL TITLES • 6 FINAL FOURS • 8 ELITE EIGHTS • 10 SWEET SIXTEENS • 26 NCAA TOURNAMENTS

GAME 16:

21/19 NOTRE DAME(13-1, 1-0) AT 14/15 CINCINNATI (13-2, 1-1)

Monday, Jan. 7 • 6:30 p.m. (ET) • Fifth Third Arena • Cincinnati, Ohio

Series Info: 13th meeting; Notre Dame leads 8-4 overall. UC leads 3-1 in Cincinnati.

Notre Dame leads 4-0 in South Bend and 3-1 at neutral sites. STREAK - Cincinnati won the last game.

Last Meeting: Cincinnati won 71-55 in Cincinnati on Jan. 4, 2012.

Coaches: Mick Cronin is in his seventh season at Cincinnati (126-90); 10th season overall (195-114).

Mike Brey is in his 13th season at Notre Dame (273-133); 17th season overall (372-185).

Rankings: Cincinnati was ranked No. 14 in the AP poll and No. 15 in the USA Today poll for the week of Dec. 31.

Notre Dame was ranked No. 21 in the AP poll and No. 19 in the USA Today poll for the week of Dec. 31.

Radio: 700 WLW-AM; **Dan Hoard** provides play-by-play with color analyst **Chuck Machock**. **Mo Egger** engineers.

TV: ESPN2; **Sean McDonough** provides play-by-play with color analysts **Jay Bilas** and **Bill Raftery**.

UC Twitter Page: @GoBEARCATS

CINCINNATI PROBABLE STARTERS & ROSTER

No.	Name	Pos.	Ht.	Wt.	Cl.	Hometown	GP/GS	PPG	RPG	APG	MIN
1	Cashmere Wright	G	6-0	178	R-Sr.	Savannah, Ga.	15/15	14.9	2.9	3.3	27.5
23	Sean Kilpatrick	G	6-4	221	R-Jr.	Yonkers, N.Y.	15/15	17.9	5.8	2.1	31.3
44	JaQuon Parker	G	6-3	198	Sr.	Suffolk, Va.	15/15	11.3	4.7	1.7	27.6
5	Justin Jackson	F	6-8	213	Jr.	Cocoa Beach, Fla.	15/15	4.3	5.4	1.6	19.7
13	Cheikh Mbodj	C	6-10	236	Sr.-Tr.	Dakar, Senegal	15/15	5.1	5.5	2.3^	19.5
Off the Bench											
0	Jeremiah Davis III	G	6-3	204	So.	Muncie, Ind.	4/0	5.5	2.5	1.3	10.8
2	Titus Rubles	F	6-7	207	Jr.-Tr.	Dallas, Texas	15/0	7.3	5.6	2.3	19.5
3	Shaquille Thomas	F	6-7	187	R-Fr.	Paterson, N.J.	14/0	3.6	2.6	0.8	11.4
10	Alex Eppensteiner	G	6-4	190	Sr.	Cincinnati, Ohio	5/0	0.6	0.2	0.4	2.0
14	Ge'Lawn Guyn	G	6-2	174	So.	Lexington, Ky.	14/0	2.4	0.9	0.6	11.8
15	Jermaine Sanders	F	6-5	215	So.	Far Rockaway, N.Y.	15/0	3.1	2.3	1.0	11.9
24	Kelvin Gaines	C	6-10	227	R-So.	Ocala, Fla.	9/0	0.4	1.3	1.2^	5.8
33	David Nyarusuk	C	7-1	230	Jr.-Tr.	Juba, South Sudan	15/0	4.3	3.5	1.3^	4.3

Probables reflect starters from last game; ^-Blocks; *-Steals

CINCINNATI STORYLINES

- » The Bearcats have won nine of their last 12 games against ranked opponents dating back to a 66-63 win at then-No. 22 Pittsburgh on Jan. 1, 2012.
- » Since the start of the 2010-11 season, Cincinnati ranks third in the league with 65 overall wins, behind only Syracuse (74) and Louisville (67). The Bearcats are fourth in the conference with 24 league wins behind only Syracuse (31), Notre Dame (28) and Marquette (25).
- » Cashmere Wright needs one assist Monday to move past UC legend Oscar Robertson (425 assists from 1957-60) for sole possession of fourth place in Bearcats' history.
- » Mick Cronin is one win shy from taking sole possession of third place on the UC career coaching wins list. He matched Gale Catlett (126 wins from 1973-78) for third place.
- » Cincinnati's defense has performed well through 15 games this season, limiting opponents to only 35.7

percent shooting from the field - second in the BIG EAST and eighth in the nation.

- » Since BIG EAST play began, UC opponents have combined to shoot 1 of 19 from three-point range. Pittsburgh was 0 of 10 from beyond the arc on Dec. 31, marking the first time UC had held a BIG EAST opponent without a three-pointer since joining the league beginning with the 2005-06 season.
- » The Bearcats will wear special edition "Black Out" uniforms designed and developed by adidas on Monday against Notre Dame.
- » UC President Santa J. Ono will have his head shaved following the Notre Dame game, keeping his promise to the team for winning 10 consecutive games this season. (UC started 12-0.) The event lends support to the Dragonfly Foundation, which aides children and young adults being treated for cancer and blood diseases.

2012-13 NUMERICAL ROSTER

No.	Name	Pos.	Ht.	Wt.	Class	Exp.	Hometown / Last School
0	Jeremiah Davis III	G	6-3	204	So.	1L	Muncie, Ind. / Huntington Prep, W.Va.
1	Cashmere Wright	G	6-0	178	R-Sr.	3L	Savannah, Ga. / Urban Christian Academy
2	Titus Rubles	F	6-7	207	Jr.-Tr.	TR	Dallas, Texas / Blinn College (Texas)
3	Shaquille Thomas	F	6-7	187	R-Fr.	RS	Paterson, N.J. / NIA Prep School
5	Justin Jackson	F	6-8	213	Jr.	2L	Cocoa Beach, Fla. / Arlington Country Day
10	Alex Eppensteiner	G	6-4	190	Sr.	3L	Cincinnati, Ohio / Elder
13	Cheikh Mbodj	C	6-10	236	Sr.-Tr.	1L	Dakar, Senegal / Grayson County College (Texas)
14	Ge'Lawn Guyn	G	6-2	174	So.	1L	Lexington, Ky. / South Kent Prep (Conn.)
15	Jermaine Sanders	F	6-5	215	So.	1L	Far Rockaway, N.Y. / Rice
23	Sean Kilpatrick	G	6-4	221	R-Jr.	2L	Yonkers, N.Y. / Notre Dame Prep
24	Kelvin Gaines	C	6-10	227	R-So.	1L	Ocala, Fla. / Arlington Country Day
33	David Nyarsuk	C	7-1	230	Jr.-Tr.	TR	Juba, South Sudan / Mountain State University
44	JaQuon Parker	G	6-3	198	Sr.	3L	Suffolk, Va. / King's Fork

2012-13 ALPHABETICAL ROSTER

No.	Name	Pos.	Ht.	Wt.	Cl.	Exp.	Hometown / Last School
0	Jeremiah Davis III	G	6-3	204	So.	1L	Muncie, Ind. / Huntington Prep, W.Va.
10	Alex Eppensteiner	G	6-4	190	Sr.	3L	Cincinnati, Ohio / Elder
24	Kelvin Gaines	C	6-10	227	R-So.	1L	Ocala, Fla. / Arlington Country Day
14	Ge'Lawn Guyn	G	6-2	174	So.	1L	Lexington, Ky. / South Kent Prep (Conn.)
5	Justin Jackson	F	6-8	213	Jr.	2L	Cocoa Beach, Fla. / Arlington Country Day
23	Sean Kilpatrick	G	6-4	221	R-Jr.	2L	Yonkers, N.Y. / Notre Dame Prep
13	Cheikh Mbodj	C	6-10	236	Sr.-Tr.	1L	Dakar, Senegal / Grayson County College (Texas)
33	David Nyarsuk	C	7-1	230	Jr.-Tr.	TR	Juba, South Sudan / Mountain State University
44	JaQuon Parker	G	6-3	198	Sr.	3L	Suffolk, Va. / King's Fork
2	Titus Rubles	F	6-7	207	Jr.-Tr.	TR	Dallas, Texas / Blinn College (Texas)
15	Jermaine Sanders	F	6-5	215	So.	1L	Far Rockaway, N.Y. / Rice
3	Shaquille Thomas	F	6-7	187	R-Fr.	RS	Paterson, N.J. / NIA Prep School
1	Cashmere Wright	G	6-0	178	R-Sr.	3L	Savannah, Ga. / Urban Christian Academy

COACHING STAFF

Head Coach: Mick Cronin (7th season at UC; 10th season overall)

Associate Head Coach: Larry Davis

Assistant Coaches: Darren Savino, Antwon Jackson

Director of Basketball Operations: Drew Seidenberger

Director of Student-Athlete Development: Chris Shumate

Video Coordinator: Mark Berger

Assoc. Athletics Director/Sports Medicine: Bob Mangine

Head Athletic Trainer: Joe Rauch

Director of Strength & Conditioning: Mike Rehfeldt

PRONUNCIATION GUIDE

Ge'Lawn Guyn	JEE-lawn Gwynn
Cheikh Mbodj	sheck MUHDj (MUHD rhymes with WOOD)
David Nyarsuk	Nahr-SUK
JaQuon Parker	juh-KWON
Titus Rubles	ROO-bulls

QUICK FACTS

GENERAL INFORMATION

Location	Cincinnati, OH 45221
Founded	1819
Enrollment	42,421
Nickname	Bearcats
Colors	Red (PMS: 186) and Black
Arena (Capacity)	Fifth Third Arena (13,176)
Affiliation	NCAA Division I
Conference	BIG EAST
President	Dr. Santa J. Ono
Alma mater/year	Chicago, '84
Director of Athletics	Whit Babcock
Alma mater/year	James Madison, '92
Faculty Representative	Dr. David M. Szymanski
Department of Athletics Phone	(513) 556-4603
Athletics Ticket Office Phone	(877) CATS-TIX

BASKETBALL STAFF

Head Coach	Mick Cronin (Cincinnati '97)
Basketball Office Phone	(513) 556-5847
Associate Head Coach	Larry Davis (Asbury '78)
Assistant Coach	Darren Savino (Jersey City '94)
Assistant Coach	Antwon Jackson (Pikeville College '93)
Director of Operations	Drew Seidenberger (Cincinnati '09)
Dir. of Student-Athlete Devel...	Chris Shumate (Murray St. '04)
Video Coordinator	Mark Berger (Cincinnati '01)
Assoc. AD/Sports Medicine	Bob Mangine (Pittsburgh '93)
Head Athletic Trainer	Joseph. T. Rauch (Pittsburgh '05)
Dir. /Strength & Condition	Mike Rehfeldt (St. Cloud St. '05)
Administrative Assistant	Winona Shaw-Gunn

HISTORY

First year of basketball	1901-02
NCAA appearances/last	26/2012
All-time record	43-23 (.652)
Final Four appearances/last	6/1992
Elite Eight appearances/last	8/1996
Sweet 16 appearances/last	10/2012
Conference Championships/last	37/2004
Postseason NIT appearances/last	10/2010
All-time record	8-10

TEAM INFORMATION

2011-12 Record	26-11
BIG EAST Record	12-6 (t-4th)
Starters returning/lost	3/2
	(Returning: Wright, Kilpatrick, Parker)
Letterwinners returning/lost	10/2
Percent of scoring returning	65.7 (1,656 of 2,522)
Percent of rebounding returning	69.1 (847 of 1,225)

PREVIEWING THE GAME

- » The No. 14/15 University of Cincinnati men's basketball team plays host to No. 21/19 Notre Dame on Monday at 6:30 p.m. ET. The contest - televised by ESPN2 and available on 700 WLW-AM - is a UC "Black Out" game. Fans are encouraged to wear black. The Bearcats will be wearing special edition adidas "Black Out" jerseys.
- » UC (13-2, 1-1 BIG EAST) suffered a 53-52 home loss to St. John's on Saturday in the Bearcats' league home opener. Cashmere Wright recorded his third career double-double with a game-high 23 points and 10 rebounds to go with a five three-pointers and a game-high four steals. Titus Rubles added 14 points and a career-high three three-pointers.
- » Notre Dame (13-1, 1-0 BIG EAST) won its 11th consecutive game of the season on Saturday, posting a 93-74 win over Seton Hall in its BIG EAST opener. Scott Martin led all scorers with 22 points with six three-pointers while Jack Cooley added 19 points and 13 rebounds.
- » The Bearcats won last season's meeting 71-55 at Fifth Third Arena on Jan. 4. Notre Dame leads the series overall 8-5. Cincinnati has won the last three games in the Queen City.

SCOUTING NOTRE DAME

- » Notre Dame enters Fifth Third Arena on Monday having won 11 consecutive games after a 93-74 home victory over Seton Hall in its BIG EAST opener on Saturday.
- » The Irish entered Sunday leading the BIG EAST in field goal shooting (51.5 percent), three-point shooting (40.6 percent) and assists (19.9 per game).
- » Senior forward Jack Cooley averages a double-double with 15.5 points and 11.4 rebounds. He has 10 double-doubles on the season. Cooley leads the BIG EAST in rebounds (11.4 per game), and field goal shooting (63.7 percent).
- » Five Irish players have made 15 or more three-pointers led by guard Scott Martin's 27 triples. He leads the team in three-point shooting at 50.0 percent (27 of 54) - tied for second-best in the league.
- » Junior guard Eric Atkins leads the squad with 7.4 assists per game - third in the league.
- » The Irish were picked to finish third in the BIG EAST according to a preseason poll of league coaches.
- » Notre Dame was 22-12 overall last season with a 13-5 league record, finishing third in the conference standings.

THE NOTRE DAME SERIES

- » Notre Dame owns an 8-4 advantage in the overall series. UC is 3-1 in Cincinnati, having won the last three meetings in the Queen City. Notre Dame is 4-0 in South Bend and 3-1 at neutral sites.
- » Last season's 71-55 home win for Cincinnati snapped a three-game losing streak in the series.
- » The Bearcats are looking for back-to-back wins in the series for the first time since consecutive victories in the 2009 and 2010 seasons.
- » Since both teams joined the BIG EAST, only one meeting (UC's 60-58 home win on Jan. 16, 2010) has been decided by less than eight points. The only other close decision in series history came in a 79-78 Irish victory in the 1976 NCAA Tournament Midwest Regional on March 13.

LAST MEETING

- » Dion Dixon scored a game-high 18 points while JaQuon Parker totaled 11 points with a game-high three three-pointers and Jeremiah Davis added 10 points as Cincinnati extended its win streak to seven games in a 71-55 BIG EAST home opener against Notre Dame on Jan. 4, 2012.
- » The Bearcats held the Fighting Irish to 33.3 percent field goal shooting and 17.9 shooting from three-point range.
- » UC sprinted out to a 13-4 advantage early, forcing four quick turnovers and frustrating Notre Dame. The Bearcats took a 31-21 lead to intermission. Parker hit a trio of three-pointers in the first two and a half minutes of the second half to build a 43-26 edge for UC.
- » Notre Dame trimmed the lead to eight points inside the final five minutes of the game, but the Bearcats made all eight of their free-throw attempts in the final three minutes to seal the victory.

BEARCATS TO WEAR SPECIAL EDITION "BLACK OUT" JERSEYS TODAY

- » The UC men's basketball team will wear special edition "Black Out" adidas uniforms during today's contest.
- » Bearcat fans in attendance are also encouraged to wear black for the game.
- » Designed and developed by adidas, the new Cincinnati uniforms feature solid color blocking of team logos, word marks and numbers with minimal accent color and shimmer finish for a bold on-court look. The monochromatic uniforms are a nod to team unity and pride for the Bearcats' team colors.
- » The uniform design is similar in spirit to those worn by select NBA teams on Christmas Day.

UC PRESIDENT ONO TO HAVE HEAD SHAVED FOLLOWING TODAY'S GAME

- » UC President Santa J. Ono will be keeping his promise and will shave his head following the UC-Notre Dame game on Monday. President Ono made a commitment that if the basketball team won 10 consecutive games, he would shave his head to support the team along with the charitable organization, The Dragonfly Foundation. In addition to President Ono, University of Cincinnati Student Body President Lane Hart will also partake in the head shaving festivities.
- » The Dragonfly Foundation was established in 2010 and is an organization that seeks to provide kids and young adults who are being treated for cancer and blood diseases distractions that will help ease the pain and fear of being sick. As part of this effort, The Dragonfly Foundation plans events and actively solicits celebrities to connect them with patients both in and out of the hospital.
- » Baseball Hall of Fame radio announcer Marty Brennaman made a similar bet with his Cincinnati Reds squad this past season and had his head shaved on Aug. 3. That event also helped bring attention to The Dragonfly Foundation. He is scheduled to speak at halftime of the UC-Notre Dame game.

STARTING BIG EAST CONFERENCE PLAY

- » Cincinnati is in its eighth season of play in the BIG EAST Conference.
- » The Bearcats were picked to finish fourth in the league behind Louisville, Syracuse and Notre Dame in a preseason poll of conference coaches.
- » Sean Kilpatrick was named a preseason first team all-conference selection.
- » The Bearcats are coming off their best season in the league tying for fourth with a 12-6 mark last season. Through tie breakers, UC received the No. 4 seed in the BIG EAST Championship -- the Bearcats' first double bye in the league tournament. UC then proceeded to outlast Georgetown 72-70 in double overtime in the quarterfinals and upset No. 2 Syracuse 71-68 in the semifinals. UC dropped a 50-44 decision to Louisville in the Bearcats' first appearance in the BIG EAST Championship title game.
- » Sean Kilpatrick was named second team All-BIG EAST for his play during the 2011-12 regular season. Cashmere Wright and Yancy Gates were named to the BIG EAST Championship all-tournament team.

RECENT SUCCESS IN THE BIG EAST

- » Since the start of the 2010-11 season Cincinnati ranks third in the league with 65 overall wins, behind only Syracuse (73) and Louisville (67). The Bearcats are fourth in the conference with 24 league wins behind only Syracuse (30), Notre Dame (28) and Marquette (25).

MOST OVERALL WINS BY BIG EAST TEAMS (SINCE START OF 2010-11) THRU JAN. 6

Rk	Team	Record	Pct.
1.	Syracuse	74-12	.860
2.	Louisville	67-21	.761
3.	Cincinnati	65-22	.747
4.	Pittsburgh	62-26	.705
5.	Notre Dame	62-20	.756
6.	Connecticut	61-24	.718
7.	Marquette	59-27	.686
8.	Georgetown	55-22	.714

MOST LEAGUE WINS BY BIG EAST TEAMS (SINCE START OF 2010-11) THRU JAN. 6

Rk	Team	Record	Pct.
1.	Syracuse	31-7	.816
2.	Notre Dame	28-9	.757
3.	Marquette	25-13	.658
4.	Cincinnati	24-14	.632
5.	Louisville	23-14	.622
6.	Georgetown	22-15	.595
7.	Pittsburgh	20-18	.526
8.	St. John's	19-19	.500
9.	Connecticut	17-20	.459

HIGH NATIONAL RANKING

- » UC entered the week of Dec. 31 ranked No. 14 in the Associated Press poll and No. 15 in the USA Today poll.
- » The current squad has been ranked in every AP poll this season and all but the first USA Today poll (receiving votes in the preseason poll). It marks the longest stretch in both polls since the 2004-05 season (14 consecutive weeks in the AP poll and 17 consecutive weeks in the USA Today poll).
- » The highest rankings for the Bearcats came at No. 8 in both polls on Dec. 24. It marked the highest during head coach Mick Cronin's seven years at Cincinnati and

the highest since the 10th week of the 2003-04 season when the Bearcats were listed seventh by the USA Today Coaches poll and eighth by the Associated Press poll.

- » The highest ranking under Cronin prior to this season was at No. 19 in the fifth AP poll of the 2009-10 season and No. 18 in the final USA Today poll taken last season.

BEARCATS VS. RANKED OPPONENTS

- » The Pittsburgh game on New Year's Eve marked the first time this season UC has faced a ranked opponent in the 24th-ranked Panthers. The Bearcats won the contest 70-61 in Pittsburgh.
- » The Bearcats have won nine of their last 12 games against ranked opponents dating back to a 66-63 win at then-No. 22 Pittsburgh on Jan. 1, 2012.
- » UC finished last season with a school-record eight wins over ranked foes. The Bearcats earned road wins over No. 22 Pitt (66-63 on Jan. 1), No. 11 Georgetown (68-64 on Jan. 9) and No. 13 Connecticut (70-67 on Jan. 18); posted home wins over No. 17 Louisville (60-56 on Feb. 23) and No. 8 Marquette (71-62 on Feb. 29); and recorded postseason neutral site victories against No. 13 Georgetown (72-70 in 2OT in BIG EAST Championship quarterfinals on March 8), No. 2 Syracuse (71-68 in BIG EAST Championship semifinals on March 9) and No. 10 Florida State (62-56 in NCAA Championship third round on March 18).
- » Overall, the Bearcats were 8-4 against ranked foes last season with nine contests coming at either neutral sites or on the road.

UC VS. RECENT AP RANKED OPPONENTS (9-3)

Date	Opponent	Result
12/31/12	at No. 24 Pittsburgh	W, 70-61
3/22/12	vs. No. 7 Ohio State*	L, 66-81
3/18/12	vs. No. 10 Florida State*	W, 62-56
3/9/12	vs. No. 2 Syracuse#	W, 71-68
3/8/12	vs. No. 13 Georgetown#	(2 OT) W, 72-70
2/29/12	vs. No. 8 Marquette	W, 71-62
2/23/12	vs. No. 17 Louisville	W, 60-56
2/11/12	at No. 18 Marquette	L, 78-95
1/23/12	vs. No. 3 Syracuse	L, 53-60
1/18/12	at No. 13 Connecticut	W, 70-67
1/9/12	at No. 11 Georgetown	W, 68-64
1/1/12	at No. 22 Pittsburgh	W, 66-63

* - NCAA Championship

- BIG EAST Championship

STRONG START TO SEASON

- » Despite a pair of one-point home losses (55-54 to New Mexico on Dec. 27 and 53-52 to St. John's on Jan. 5) the Bearcats have started the season strong at 13-2 overall.
- » It's the second time in three seasons UC has won 13 of its first 15 games of the year. The 2010-11 squad started the year 15-0 en route to a 26-11 mark and NCAA tournament berth, head coach Mick Cronin's first at UC.
- » UC's 12-0 start this season marked the eighth such start in school history.
- » The Bearcats were the last undefeated team from the BIG EAST Conference and one of the last five undefeated squads in the nation along with Arizona, Duke, Michigan and Wyoming.

BEST UC STARTS WITHOUT A LOSS

Start	Year	Coach	Finish (Record)
19-0	1962-63	Ed Jucker	NCAA Final Four (26-2)
15-0	2010-11	Mick Cronin	NCAA 3rd Rd (26-9)
15-0	1998-99	Bob Huggins	NCAA 2nd Rd (27-6)
13-0	2003-04	Bob Huggins	NCAA 2nd Rd (25-7)
13-0	1959-60	George Smith	NCAA Final Four (28-2)
12-0	1995-96	Bob Huggins	NCAA Elite 8 (28-5)
12-0	1976-77	Gale Catlett	NCAA Reg. Semis (25-5)
12-0	2012-13	Mick Cronin	???

THE TERRIFIC TRIO

- » The guard trio of junior Sean Kilpatrick and seniors Cashmere Wright and JaQuon Parker entered the season as arguably one of the best backcourt trios in the BIG EAST Conference and leads the Bearcats attack this season.
- » The trio accounts for 85.5 percent of UC's three-pointers (94 of 110); 58.2 percent of its scoring (660 of 1,134 points); 50.7 percent of its steals (70 of 138) and 50.2 percent of its assists (106 of 203).
- » Kilpatrick ranks among the BIG EAST Conference leaders (through Jan. 5) in three categories: scoring (tied for fourth at 17.9 points); three-pointers made (fifth with 2.3); and rebounding (T-18th at 5.9 rebounds).
- » Wright ranks among the league leaders in five categories (through Jan. 5): three-pointers made (second with 2.8); three-point shooting (fifth at 46.2 percent); steals (tied for fifth with 2.1); assist-to-turnover ratio (tied for 14th at 1.6-to-1) and scoring (14th at 14.9 points).
- » Parker ranks 15th in the league in three-point shooting at 39.1 percent.

NATIONAL NUMBERS

- » Cincinnati ranks among the nation's top 30 teams in five categories through Jan. 3 statistics: blocks (sixth at 6.9); rebounding margin (seventh at +10.4); field goal percentage defense (eighth at .355); scoring margin (ninth at +19.6); scoring defense (30th at 57.7).
- » Individually, Cashmere Wright ranks 15th in three-point shooting at 45.7 percent. Cheikh Mbodj ranked 33rd in blocks, averaging 2.43.

WRIGHT POINTING THE WAY FOR UC

- » One of the more under appreciated point guards nationally, Cashmere Wright continues to make his case as one of the elite in program history.
- » Wright currently ranks third in career steals (178), tied for fourth in career assists (425) and 33rd in career points (1,122) at Cincinnati.
- » Wright is within reach of the school record for career steals (needs 12) and career assists (needs 87). He needs one assist Monday to move past UC legend Oscar Robertson (425 assists from 1957-60) for sole possession of fourth place in Bearcats' history.
- » He has recorded at least one assist in 111 of his 121 career games played. He has had at least one assist in 92 of his last 95 games and each of his last 25 contests.
- » Wright set UC's single-season record for steals last year with 74 (35th nationally) and has 32 steals this season.
- » The Bearcats have won 69 of 96 games (71.9 percent) with Wright as a starter during his career, including a 63-22 record (74.1 percent) since the start of his sophomore season (2010-11). He has started 83 of Cincinnati's last 85 games dating back to 2010-11.

- » Wright entered the BIG EAST season with 1,292 career minutes played in BIG EAST games, fifth-most among active players in the league.

BIG EAST CONFERENCE HAS RECOGNIZED KILPATRICK FOUR TIMES THIS SEASON

- » Sean Kilpatrick was recognized for the fourth time this season by the BIG EAST Conference on Dec. 23 when the league named him to the weekly honor roll.
- » Kilpatrick averaged 18.5 points and 6.5 rebounds in a pair of Bearcats' victories over Xavier and Wright State. The Yonkers, N.Y., native scored a game-high 25 points with seven rebounds and four steals in Cincinnati's 60-45 win over Xavier in the Skyline Chili Crosstown Classic on Dec. 19. He tallied 12 points with six rebounds and four assists in the Bearcats' 68-58 win over Wright State on Dec. 22.
- » Kilpatrick also earned weekly honor roll distinction on Nov. 19 and Dec. 10 and was tabbed the league's player of the week on Nov. 26.
- » The Naismith and John R. Wooden Award watch list nominee has scored in double figures in all 14 games this season and has recorded 20 or more points in five contests.

A DEFENSE THAT FRUSTRATES

- » Cincinnati's defense has performed well through 15 games this season, limiting opponents to only 35.7 percent shooting from the field - second in the BIG EAST and eighth in the nation.
- » The Bearcats have held opponents below 40 percent shooting from the field 10 times this season. UC also has held foes below 30 percent shooting from three-point range nine times. For the first time since joining the BIG EAST prior to the start of the 2005-06 season, UC held a league foe without a three-pointer when Pittsburgh went 0 of 10 from beyond the arc on Dec. 31. St. John's was 1 of 9 (11.1 percent) from three-point range on Saturday.
- » UC ranked third in the BIG EAST (6.7 through Jan. 5) and sixth in the nation (6.9 through Jan. 3) in blocks per game.
- » The Bearcats have 100 blocks in 15 games and are on pace for 207 blocks by the end of the regular season.
- » UC has blocked eight or more shots in seven games this season, a feat that was accomplished seven times all of last season when the Bearcats recorded 170 blocks - a single-season high for the Cronin era.
- » Cheikh Mbodj is second in the league (2.3 through Jan. 5) and was 33rd in the nation (2.43 through Jan. 3), in blocks. Mbodj has 35 blocks on the season after posting 19 blocks in 28 games last season. Justin Jackson (tied for 12th at 1.3 bpg) and David Nyarsuk (tied for 12th with 1.3) and also ranks among the league leaders.
- » UC is fourth in the league (9.2 through Jan. 5) and 32nd in the nation (9.3 through Dec. 30) in steals per game. The Bearcats have swiped 10 or more steals in four games this season, including a school-record 23 steals against Arkansas-Little Rock on Dec. 6. The 23 steals rank as the most in a game by a BIG EAST team this season. Wright is ninth in the league and 45th in the nation (through Dec. 30) with 2.2 steals per game while Kilpatrick is 14th in the league at 1.77 per game.
- » UC is forcing its opponents into 16.1 turnovers a game, fourth-most among BIG EAST schools. The Bearcats forced a Mick Cronin-era record 32 turnovers by Arkansas-Little Rock on Dec. 6.

UC TIP-INS

- » Mick Cronin is one win shy from taking sole possession of third place on the UC career coaching wins list. He matched Gale Catlett (126 wins from 1973-78) for third place.
- » Junior transfers forward Titus Rubles (7.3 ppg) and center David Nyarsuk (4.3 ppg) have provided a spark off the bench for the Bearcats. The duo ranks fourth and seventh, respectively, on the team in scoring. Rubles is second on the team in rebounding (5.8 rpg) and is second in assists (2.3 apg). Nyarsuk, the tallest player in school history at 7-foot-1, is shooting 61.7 percent from the field (29 of 47) and is tied for second on the team in blocks (1.3 bpg).
- » The Bearcats have won 10 games by at least 10 points, including eight contests by 15 or more points. UC was ranked ninth in the nation in scoring margin at 19.6 points (through Jan. 3).
- » Cincinnati held Xavier to 45 points on Dec. 19, marking the fewest points scored by the Musketeers in the 80-game series since a 52-45 Bearcats win on March 3, 1948. It marked only the fifth time in series history either UC or Xavier was limited to 45 or fewer points.
- » Sean Kilpatrick has scored in double figures in 14 of 15 games this season and has tallied 20 or more points five times. He netted a career-high 32 points against Iowa State (Nov. 23) in the semifinals of the Global Sports Classic in Las Vegas, making 7 of 14 field goals and 16 of 16 free throws - a school record for most free throws in a game without a miss. He has led UC in scoring in seven of 13 games.
- » Kilpatrick saw his streak of 22 consecutive games with a three-pointer end on Saturday when he was 0 of 5 from beyond the arc. He has made at least one three-pointer in 49 of his last 51 games.
- » Kilpatrick has started 52 consecutive games for the Bearcats dating back to the start of last season.
- » Kilpatrick set the school record making 16 free throws without a miss in the Iowa State game on Nov. 23. The previous mark for most free throws in a game without a miss was 14 by Oscar Robertson vs. Xavier during the 1957-58 season and 14 by Bobby Brannen vs. Southern Mississippi during the 1997-98 campaign.
- » Kilpatrick's 32-point scoring effort against Iowa State (Nov. 23) marked the most points scored by a Bearcat since Deonta Vaughn netted 34 points in a 93-83 home win over Notre Dame on Feb. 4, 2009.
- » Cincinnati set the school record with 23 steals in its 87-53 win over Arkansas-Little Rock on Dec. 6.
- » UC's 93-39 win over North Carolina A&T on Nov. 18 marked the Bearcats' largest margin of victory (54 points) since the 1995 season (63 points Dec. 19, 1994 vs. Cal-State Northridge).
- » UC's 102 points scored against Mississippi Valley State on Nov. 13 were the most scored in a game by the Bearcats during the Mick Cronin era. The previous high was 101 points scored in wins over both Arkansas-Pine Bluff (101-53 on 12/17/11) and Radford (101-70 on 12/17/11).
- » Cincinnati owns a 37-4 combined record in the months of November and December since the start of the 2010-11 season.

ST. JOHN'S RECAP

- » Cashmere Wright scored a game-high 23 points, but it was not enough as No. 14/15 Cincinnati fell to St. John's 53-52 Saturday afternoon at Fifth Third Arena.
- » UC trailed by 10 points, at 48-38, with 5:02 left before running off nine straight points, thanks to back-to-back three-pointers by Wright that cut St. John's lead to one with 2:32 left in the game.
- » The Red Storm's D'Angelo Harrison made a desperation 3-pointer as the shot clock nearly expired and put St. John's up 51-47 before UC's Titus Rubles made his career-best third triple of the game to bring the deficit back to one, 51-50, with 1:46 left. Rubles finished the day with a career-high 14 points.
- » Wright's layup with 53 seconds left gave UC its first lead, at 52-51, since the 2:05 mark of the first half. The lead was brief as Harrison nailed a pull-up jumper with 29 seconds left for the final margin. Harrison finished with 15 points on 7 of 17 shooting, including nine of St. John's final 13 points.
- » On the Bearcats final possession, Wright dished to Rubles, who shot faked a 3-pointer before missing a jump shot from the left elbow. St. John's sophomore guard Sir'Dominic Pointer grabbed the rebound and was fouled with 3.1 seconds left. He missed the front end of a one-and-one, which led to Wright's missed half-court shot.
- » Cincinnati struggled to find its shooting touch for much of the game, making just 19 of 60 from the field, including 11 of 34 from inside the arc. UC entered the game seventh in the NCAA in rebound margin at +10.8, but were limited on the boards as the Red Storm out-rebounded UC 40-34, including 23-14 in the first half.

BEARCATS AWAY FROM HOME

- » UC enters the Jan. 12 game at Rutgers having won 10 of its last 12 games away from Fifth Third Arena starting with a 72-68 victory at Villanova in the 2012 BIG EAST regular-season finale on March 3.
- » UC is 17-7 away from Fifth Third Arena since the start of last season. The Bearcats are 8-2 at neutral sites and 9-5 in true road games since the start of 2011-12.
- » The Bearcats are 5-0 away from home this season with road wins at Marshall (72-56 in Charleston, W.Va. on Dec. 15) and at Pittsburgh (70-61 on Dec. 31); neutral site wins over Iowa State (78-70 on Nov. 23) and Oregon (77-66 on Nov. 24) in Las Vegas and Xavier (60-45 on Dec. 19) in downtown Cincinnati at U.S. Bank Arena.
- » UC won seven road games overall last season, second only to Syracuse (eight) for most in the BIG EAST.

RECENT UC GAMES AWAY FROM HOME (10-2)

Date	Opponent	Site	Result
12/31/12	at Pittsburgh	Pittsburgh, Pa.	W, 70-61
12/19/12	vs. Xavier	Cincinnati	W, 60-45
12/15/12	at Marshall	Charleston, W.Va.	W, 72-56
11/24/12	vs. Oregon	Las Vegas	W, 77-66
11/23/12	vs. Iowa State	Las Vegas	W, 78-70
3/22/12	vs. Ohio State*	Boston	L, 66-81
3/18/12	vs. Florida State*	Nashville	W, 62-56
3/16/12	vs. Texas*	Nashville	W, 65-59
3/10/12	vs. Louisville#	New York	L, 44-50
3/9/12	vs. Syracuse#	New York	W, 71-68
3/8/12	vs. Georgetown#	New York (2 OT)	W, 72-70
3/3/12	at Villanova	Villanova, Pa.	W, 72-68

* NCAA Championship

BIG EAST Championship

MILESTONE DAY FOR DUO

- » Cashmere Wright and Sean Kilpatrick each reached the 1,000-point plateau against Alabama on Dec. 1. Wright needed two points and made a layup less than three minutes into the game to reach the club. Kilpatrick needed seven points and topped 1,000 career points after making a pair of free throws with 3:53 left in the first half.
- » Respectively, Wright and Kilpatrick became the 48th and 49th members of the UC 1,000-point club.
- » Of the 11 seasons when multiple UC players have scored their 1,000th point in the same season only once has it occurred in the same game.
- » Danny Fortson and Darnell Burton joined the 1,000-point club together at home against Memphis on Feb. 29, 1996. Fortson entered the game with 999 points and scored 25 points, while Burton entered the contest with 988 points and netted 16. Teammate Damon Flint also scored his 1,000th point earlier in the 1996 season at Southern Miss on Jan. 11.
- » The feat also nearly happened in 1950 with Dick Dallmer and Ralph Richter. Dallmer scored 10 points against Butler on Feb. 14 to reach the milestone one game before Richter scored 14 points against Long Island on Feb. 23.

FIFTH THIRD ADVANTAGE

- » UC is 316-69 (.821) in games at Fifth Third Arena since the building opened in 1989-90 (currently in its 24th season).
- » The Bearcats had won 13 consecutive home games until dropping a 55-54 decision to New Mexico on Dec. 27.
- » Under Mick Cronin, UC is 79-33 (.705) in Fifth Third Arena.
- » The Bearcats concluded the 2011-12 season with a 14-4 home record, second only to the 2010-11 home record of 15-4 for most home wins during the Cronin era.
- » UC was 7-2 at home against BIG EAST foes last season, including a 2-1 mark against ranked opponents.

BEARCATS VS. NONCONFERENCE FOES

- » UC has won 39 of its last 43 nonconference regular-season home games with losses coming against New Mexico (12/27/12), Marshall (73-69 [OT] on 11/25/11), Presbyterian (56-54 on 11/19/11) and Xavier (76-66 on 12/13/08).
- » UC had won 20 consecutive home nonconference regular-season games before dropping a 56-54 decision to Presbyterian (11/19/11).
- » Since Mick Cronin took over the Bearcats program in 2006-07, Cincinnati is 66-22 (.750) against regular-season nonconference foes, including a 52-9 (.852) home record.

KILPATRICK ON WOODEN & NAISMITH AWARD PRESEASON WATCH LISTS

- » Sean Kilpatrick has been named to both the John R. Wooden Award List Preseason Top 50 (announced by the Los Angeles Athletic Club on Nov. 8) and the Naismith Early Season Watch List (announced by the Atlanta Tipoff Club on Nov. 13).
- » Kilpatrick, who was tabbed a preseason BIG EAST Conference first team selection by the league's coaches in October, ranks seventh among returning BIG EAST scorers (14.3 points per game) after leading the league in three-pointers made with 2.49 per game last season.
- » Created in 1976, the John R. Wooden Award is the most prestigious individual honor in college basketball. It is bestowed upon the nation's best player at an institution of higher education who has proven to his or her university that he or she is making progress toward graduation and

maintaining a minimum cumulative 2.0 GPA.

- » The 37th annual Wooden Award ceremony will honor the Men's and Women's Wooden Award winners, and will include the presentation of the Wooden Award All American Teams and the Legends of Coaching Award. The event will take place the weekend of April 12-13, 2013.
- » The 50-player Naismith watch list was compiled by the Atlanta Tipoff Club's Board of Selectors, which based its criteria on player performances from the previous year and expectations for the 2012-2013 college basketball season. The Naismith Men's College Player of the Year presented by AT&T will be awarded on April 7, 2013 in Atlanta.
- » In late February, the Atlanta Tipoff Club's Board of Selectors will compile a mid-season team of the top 30 players in the nation. Then in March, the Naismith Trophy voting academy will narrow the list to the four finalists.

- SEASON NOTES -

BIG EAST COACHES PICK BEARCATS TO FINISH FOURTH IN THE LEAGUE

- » The Bearcats were picked fourth in the BIG EAST Conference preseason coaches' poll announced Oct. 17 at the league's media day. It marked the highest ranking for the Bearcats in the poll since joining the conference prior to the 2005-06 season.
- » Louisville was the unanimous choice to win the league's regular-season crown, followed by Syracuse and Notre Dame.
- » The complete predictions follow:

2012-13 PRESEASON BIG EAST COACHES' POLL

1. Louisville (14)	196
2. Syracuse	175
3. Notre Dame (1)	166
4. Cincinnati	152
5. Georgetown	136
6. Pittsburgh	132
7. Marquette	121
8. USF	96
9. Connecticut	83
10. St. John's	73
11. Rutgers	63
12. Villanova	61
13. DePaul	48
14. Seton Hall	42
15. Providence	31

First-place votes in parentheses

KILPATRICK NAMED A FIRST TEAM ALL-BIG EAST SELECTION

- » Junior guard Sean Kilpatrick was named a first team All-BIG EAST Conference selection by the league's coaches on media day on Oct. 17.
- » Kilpatrick ranks seventh among the league's top returning scorers after averaging 14.3 points last season. His 92 three-pointers were first in the conference last year.
- » Louisville's Peyton Siva was tabbed the league's preseason player of the year. A complete list of rankings and honors follows:

2012-13 PRESEASON BIG EAST PLAYER AWARDS

Preseason Player of the Year: Peyton Siva, Louisville

Preseason Rookie of the Year: Steven Adams, Pittsburgh

Preseason All-BIG EAST First Team:

Sean Kilpatrick, Cincinnati, G

Otto Porter, Georgetown, F

Gorgui Dieng, Louisville, C

Jack Cooley, Notre Dame, F

Vincent Council, Providence, G

Preseason All-BIG EAST Second Team:

Shabazz Napier, Connecticut, G

Cleveland Melvin, DePaul, F

D'Angelo Harrison, St. John's, G

Anthony Collins, USF, G

Brandon Triche, Syracuse, G

Preseason BIG EAST Honorable Mention:

Chane Behanan, Louisville, F

Jerian Grant, Notre Dame, G

Tray Woodall, Pittsburgh, G

C.J. Fair, Syracuse, F

SCULPTED BEARCATS

- » The Bearcats rededicated themselves during off-season workouts and, under the direction of new strength and conditioning coach Mike Rehfeldt, several players made noticeable changes.
- » Senior center Cheikh Mbodj, who battled an ankle injury last season that limited his mobility, lost more than 30 pounds during the offseason while doubling his bench press numbers and lowering his body fat to less than 10 percent. The increased strength and lighter load helped Mbodj increase his no-step vertical leap by five inches (the biggest increase of any UC player).
- » Sophomore forward Jermaine Sanders lost 11 pounds this past summer which helped increase his no-step vertical leap by 3.5 inches.
- » Junior transfer forward Titus Rubles redefined his body composition since joining the team earlier in the summer, dropping three percent of his body fat (the biggest change on the team) and increasing his no-step vertical leap by 3.5 inches.
- » Junior guard Sean Kilpatrick, already the strongest player on the team, improved his nutrition, lost two percent body fat and upped his no-step vertical by two inches.
- » Redshirt freshman forward Shaquille Thomas added 15 pounds to his frame during the offseason, doubled his bench-press reps and increased his no-step vertical leap by four inches.

HONORING JACK TWYMAN

- » UC men's basketball jerseys will include a No. 27 remembrance patch this season for former Bearcats legend, six-time NBA all-star and Naismith Memorial Basketball Hall of Fame inductee Jack Twyman who passed away in late May.
- » UC's second All-American, Twyman led the Bearcats in scoring his sophomore through senior seasons (1952-55), finishing his career as the school's all-time leading scorer (1,598) and rebounder (1,242). He was named an All-American in 1955 after averaging 24.6 points and 16.5 rebounds. His career scoring total currently ranks ninth while his rebounding numbers rank second at UC. Twyman is one of three former Bearcats to have their jersey number retired. His jersey No. 27 hangs at Fifth Third Arena.
- » The Pittsburgh, Pa., native was selected by the Rochester Royals with the eighth pick in the 1955 NBA Draft. The

organization moved to Cincinnati two years later. Twyman was named an NBA all-star in six of his 11 seasons, including 1960 when he led the league in scoring, averaging 31.2 points. He was named Second Team All-NBA in 1960 and 1962.

- » Twyman was inducted into the Naismith Memorial Basketball Hall of Fame in 1983.
- » Twyman was also known for his compassion for others. He became the legal guardian of Maurice Stokes to help with medical expenses after his Royals teammate was paralyzed due to the aftereffect of a head injury sustained during a game in 1958. Twyman organized an NBA memorial basketball game to raise money for Stokes and other needy former players.

FOUR SIGNEES INK WITH THE BEARCATS

- » Four prospects signed National Letters of Intent to attend the University of Cincinnati and play basketball for the Bearcats in November: Troy Caupain (pronounced Co-PAIN), Kevin Johnson, Deshaun Morman and Jamaree Strickland.
- » Caupain, a 6-3, 180-pound guard from Midlothian, Va., averaged 26 points, 12.9 rebounds and eight assists during his junior season at Cosby High School. Originally from New York, Caupain was named a Top 50 shooting guard by 247Sports and a three-star prospect by Scout.com. He earned second team all-state, first team all-metro, first team all-central region and Dominion District player of the year honors last season. Caupain also was named the most valuable player of the Big Shots AAU Tournament earlier this summer.
- » Johnson, a 6-2, 175-pound guard from Cincinnati, averaged 14.1 points, 6.6 rebounds, 2.8 assists and 2.3 steals last season at Summit Country Day School. Johnson helped his team to a 26-1 overall record and the school's first Division III state crown last season. For his efforts during the state tournament, Johnson received most outstanding player recognition. Johnson also was named a Division III Associated Press honorable mention all-state selection and Cincinnati Enquirer Divisions II-IV all-area honoree. He was named a Top 150 prospect and a Top 30 shooting guard according to Rivals.com.
- » Strickland is a 6-10, 230-pound center from Oakland, Calif. Currently attending Queen City Prep Academy in Charlotte, N.C., Strickland graduated from McClymonds High School in Oakland, Calif., where he battled a knee injury that caused him to miss all of his junior season and portions of his senior campaign.
- » Morman helped lead Coolidge High School in Washington, D.C. to the 2012 D.C. City Championship title while averaging 16.8 points, 7.3 rebounds and 5.6 assists during the season. A first team All-Metro selection by the Washington Post, Morman earned honorable mention All-America accolades and was listed a Top 150 prospects by Rivals.com. He also was named among the five best players in the D.C. area according to DMV Elite Report and tabbed a Mid-Atlantic first team honoree by the Mid-Atlantic Report.
- » Morman averaged 18.1 points, 6.3 rebounds and 3.6 assists for the Virginia Assault AAU this summer earning most valuable player accolades at the Big Shots tournament in Richmond, Va. He also was selected to the all-tournament teams at the Hoop Group Jam Fest in Pittsburgh, Pa. and the Hoop Group Southern Invitational in Hampton, Va.

CRONIN JOINS AREA COACHES TO HELP FIGHT CANCER

- » For the second consecutive season UC head coach Mick Cronin joined area coaches at the Southwest Ohio Coaches vs. Cancer Breakfast at the Hyatt Regency Cincinnati on Oct. 30.
- » The annual event brought Cronin together with other area NCAA Division I coaches, including John Cooper (Miami University), Billy Donlon (Wright State University), Chris Mack (Xavier University), and Archie Miller (University of Dayton) to unite for one reason – to fight back against cancer.
- » Coaches vs. Cancer is a nationwide collaboration between the American Cancer Society and the National Association of Basketball Coaches that empowers athletic coaches, their teams, and communities to join the fight against cancer.

IMG/CINCINNATI RADIO NETWORK

- » Cincinnati men's basketball can be heard in 38 states and a third of Canada thanks to a 15-year partnership with ClearChannel and its signature station 700 WLW, which is based in Cincinnati.
- » 700 WLW provides in-depth coverage, live play-by-play and postgame reaction from head coach Mick Cronin. The broadcasts also include a 30-minute pregame show.
- » **Dan Hoard** provides play-by-play alongside color analyst **Chuck Machock**. **Mo Egger** serves as host/engineer.

THE MICK CRONIN RADIO SHOW

- » The Mick Cronin Radio Show will air weekly on 700 WLW providing in-depth analysis of Bearcats basketball.
- » Coach Cronin is joined weekly by the Voice of the Bearcats, Dan Hoard, along with color analyst Chuck Machock.
- » The show takes place at the original Montgomery Inn on Montgomery Road except during the month of December when it will originate from the 700 WLW studios.

MICK CRONIN RADIO SHOW SCHEDULE

Day	Date	Time	Station	Site
Thursday	1/3	8 p.m.	WLW	Montgomery Inn
Wednesday	1/9	8 p.m.	WLW	Montgomery Inn
Thursday	1/17	8 p.m.	WLW	Montgomery Inn
Thursday	1/24	8 p.m.	WLW	Montgomery Inn
Monday	1/28	8 p.m.	WLW	Montgomery Inn
Monday	2/4	8 p.m.	WLW	Montgomery Inn
Monday	2/11	8 p.m.	WLW	Montgomery Inn
Monday	2/18	8 p.m.	WLW	Montgomery Inn
Monday	2/25	8 p.m.	WLW	Montgomery Inn
Thursday	3/7	8 p.m.	WLW	Montgomery Inn
Monday	3/18	8 p.m.	WLW	Montgomery Inn
Monday	3/25^	8 p.m.	WLW	Montgomery Inn
Monday	4/1^	8 p.m.	WLW*	Montgomery Inn
Monday	4/9^	8 p.m.	WLW	Montgomery Inn

^If necessary;

*Could move to WCKY because of Cincinnati Reds game.

BEARCATS SPORTS WEEKLY WITH MICK CRONIN

- » Bearcats Sports Weekly with Mick Cronin, a weekly magazine-formatted show on the UC basketball program, airs on FOX Sports Ohio, starting Dec. 13 at 6 p.m. ET. Tom Gelehrter serves as host.

BEARCATS SPORTS WEEKLY SCHEDULE

Day	Date	Time	Note
Thursday	1/10	6 p.m.	check local listing for replay
Thursday	1/17	6 p.m.	check local listing for replay
Thursday	1/25	6 p.m.	check local listing for replay
Thursday	1/31	6 p.m.	check local listing for replay
Thursday	2/7	6 p.m.	check local listing for replay
Thursday	2/14	6 p.m.	check local listing for replay
Thursday	2/21	6 p.m.	check local listing for replay
Thursday	2/28	6 p.m.	check local listing for replay
Thursday	3/7	6 p.m.	check local listing for replay

- 2011-12 SEASON REVIEW -

BEARCATS MADE APPEARANCES IN BIG EAST CHAMPIONSHIP TITLE GAME AND NCAA SWEET 16 LAST SEASON

- » Runs in the BIG EAST Championship and NCAA Tournament along with a school-record eight wins against ranked opponents and a No. 18 ranking in the final USA Today-ESPN Coaches poll highlighted a standout 2011-12 season for the Cincinnati Bearcats.
- » Cincinnati (26-11, 12-6 BIG EAST) recovered from a 5-3 start to win 21 of its last 29 games -- including nine of its last 12 contests -- en route to setting the school record for most BIG EAST Conference wins (12) and best finish in the BIG EAST standings (tied for fourth).

2011-12 SEASON HIGHLIGHTS

- » Reached the NCAA Championship regional semifinals for the first time since 2001.
- » Qualified for the NCAA Championship in back-to-back seasons for the first time since 2004 and 2005.
- » Won 25 or more games in back-to-back seasons for the first time since 2004 and 2005.
- » Advanced to the BIG EAST Championship title game for the first time since joining the league.
- » Finished the season ranked No. 18 in the USA Today-ESPN Coaches poll. It marked the Bearcats' highest ranking in the poll since 2005 (No. 17 in week 11) and their highest at season's end since 2004 (No. 18 in week 18).
- » Won a school-record 12 BIG EAST Conference games.
- » Recorded its best finish in the BIG EAST Conference standings, tying Georgetown and USF for fourth place.
- » Received the school's first double-bye in the BIG EAST Championship.
- » Defeated a school-record eight ranked teams, including No. 2 Syracuse.
- » Won seven road games during the season, second-most in the BIG EAST behind only Syracuse.
- » Sean Kilpatrick was named second team All-BIG EAST Conference by the league's coaches. He became the first UC player to earn first or second team accolades since Deonta Vaughn was a first-team selection in 2007-08.
- » Sean Kilpatrick led the BIG EAST, averaging 2.49 three-pointers per game.
- » Yancy Gates finished his career 14th on UC's all-time scoring list with 1,485 points and ninth on the school's all-time rebounding list with 916 boards.

- » Gates became only the sixth player in UC history to compile more than 1,400 points and 900 rebounds in his career.
- » Gates became the first player in school history to lead his team in rebounding for four consecutive seasons.
- » Dion Dixon became the school's all-time leader in games played with 137. He finished 22nd on the school's all-time scoring list with 1,281 points.
- » Cashmere Wright set the school record for steals in a season with 74. He ranked fourth in the BIG EAST and 35th nationally with 2.0 steals per game.
- » UC ranked among the nation's Top 40 teams for fewest fouls per game (16th at 15.4), turnovers per game (18th at 10.9), turnover margin (23rd at +3.1), assist-to-turnover ratio (36th at 1.19-to-1) and scoring defense (40th at 61.5).
- » UC led the BIG EAST in three-pointers made (260) and attempted (763).

-GoBEARCATS.com-

- CHARTING THE BEARCATS -

CAREER SCORING

Rk	Name (Years)	Points
1.	Oscar Robertson (1958-60)	2,973
2.	Steve Logan (1999-2002)	1,985
3.	Deonta Vaughn (2007-10)	1,885
4.	Danny Fortson (1995-97)	1,881
5.	Roger McClendon (1997-97)	1,789
6.	Pat Cummings (1975-79)	1,762
7.	Ron Bonham (1962-64)	1,666
8.	Louis Banks (1988-91)	1,644
9.	Jack Twyman (1952-55)	1,598
10.	Lloyd Batts (1972-74)	1,585

25.	Steve Collier (1975-78)	1,252
26.	Eric Hicks (2003-06)	1,231
27.	LaZelle Durden (1993-95)	1,219
28.	Rick Roberson (1967-69)	1,196
29.	Tom Thacker (1961-63)	1,152
30.	Jim Holstein (1950-52)	1,146
31.	Sean Kilpatrick (2011-present)	1,135
32.	George Wilson (1962-64)	1,124
33.	Cashmere Wright (2011-present)	1,122

CAREER ASSISTS

Rk	Name (Years)	Assists
1.	Deonta Vaughn (2006-10)	511
2.	Eddie Lee (1976-80)	500
3.	Steve Logan (1998-2002)	456
T4.	Oscar Robertson (1957-60)	425
T4.	Cashmere Wright (2009-Pres.)	425

CAREER STEALS

Rk	Name (Years)	Steals
1.	David Kennedy (1977-81)	189
2.	Darnell Burton (1993-97)	184
3.	Cashmere Wright (2009-Pres.)	178
4.	Deonta Vaughn (2006-10)	172
5.	Eddie Lee (1977-80)	163

CAREER GAMES PLAYED

Rk	Name (Years)	Games
1.	Dion Dixon (2009-12)	137
2.	Steve Logan (1999-2002)	135
T3.	Larry Davis (2008-11)	132
T3.	Yancy Gates (2009-12)	132
5.	Keith Gregor (1993-96)	131
6.	Darnell Burton (1994-97)	130
T7.	Bobby Brannen (1995-98)	129
T7.	Leonard Stokes (2000-03)	129
T7.	Jason Maxiell (2002-05)	129
T7.	Deonta Vaughn (2007-10)	129
--	Cashmere Wright (2010-Present)	121

CAREER GAMES STARTED

Rk	Name (Years)	Starts
1.	Deonta Vaughn (2007-10)	123
2.	Dwight Jones (1980-1983)	112
3.	Roger McClendon (1985-88)	108
4.	Steve Logan (1999-2002)	106
--	Cashmere Wright (2010-Present)	96

CAREER COACHING WINS

Rk	Coach	Years	Seasons	Record
1.	Bob Huggins	15	1990-2005	399-127
2.	George Smith	8	1953-1960	154-56
T3.	Gale Catlett	6	1973-1978	126-44
T3.	Mick Cronin	7	2007-Present	126-90
5.	Tay Baker	7	1966-1972	125-60
6.	Ed Jucker	5	1961-1965	113-28



THE MICK CRONIN FILE

Hometown: Cincinnati, Ohio
Alma Mater: University of Cincinnati '97
Family: daughter, Samantha (6)

Coaching Experience:

1998-2001 - Assistant Coach
 Cincinnati
2002-2003 - Associate Head Coach
 Louisville
2004-2006 - Head Coach
 Murray State
2007-Pres. - Head Coach
 Cincinnati

CINCINNATI HEAD COACH MICK CRONIN

Positive momentum continues to build for the University of Cincinnati men's basketball program and Mick Cronin, who in his seventh year as head coach has restored the Bearcats' winning tradition and brought pride back to his hometown and alma mater.

Though the process was anything but easy - with the Bearcats' roster including only one returning letterman when he arrived at UC in March 2006 - Cronin's steadfast determination spearheaded what could be considered one of the nation's top rebuilding efforts during the past six seasons.

No program from a major conference other than Cincinnati improved its win total every season from 2007 to 2011. The Bearcats built off an 11-win season in 2007; earned 13 victories in 2008; added 18 wins in 2009; compiled 19 victories in 2010 en route to the postseason NIT; and posted 26 wins and returned to the NCAA tournament for the first time five years in 2011.

Last season, Cincinnati matched its win total from 2011 with 26 victories but made a bigger splash nationally in the postseason. The Bearcats topped BIG EAST stalwarts Georgetown and Syracuse to reach the league's tournament championship game for the first time in school history. UC followed that achievement with a pair of victories over Texas and Florida State to advance the Sweet 16 of the NCAA tournament for first time since 2001. Along the way the Bearcats defeated eight ranked teams, posted 12 BIG EAST victories and tied for fourth in the conference standings - all school records.

Cronin enters the 2012-13 campaign ranked among the top coaches in the BIG EAST Conference for most victories - both overall wins (third-52) and league wins (tied for third-23) - during the past two seasons.

TRACK RECORD OF SUCCESS

Success seems to follow Cronin, who came to UC after serving three years as head coach at Murray State. As mentor of the Racers, Cronin compiled a 69-24 overall record while earning a pair of NCAA tournament berths.

In his debut season as head coach, Cronin directed Murray State to a school-best 28-6 record, the Ohio Valley Conference tournament championship, and an NCAA tournament appearance. His 28 wins are the sixth most in NCAA history for a first-year head coach. He earned OVC Coach of the Year honors two seasons later, guiding Murray State to another OVC title, league tournament crown and NCAA tournament appearance with a 24-6 overall record and 17-3 conference mark in 2005-06.

Prior to earning a head coaching position, Cronin built a sterling reputation for his ability to evaluate and recruit top talent. In his stint at UC as an assistant coach for Bob Huggins from 1997-2001, Cronin made an immediate impact by recruiting several top players, including NBA Draft selections Steve Logan (Golden State); DerMarr Johnson (Atlanta); Pete Mickeal (Dallas); Kenny Satterfield (Dallas); and Jason Maxiell (Detroit). Those players helped build a recruiting base that included two top 5- and a top 10-rated class over Cronin's final three seasons. His work paid dividends for UC as it compiled a 108-26 record, five Conference-USA regular-season titles, and a pair of tournament crowns.

Following the 2000-01 season, Cronin became the associate head coach and recruiting coordinator at Louisville, under Rick Pitino. In his first year, Cronin helped attract a top-10 ranked recruiting class, including Francisco Garcia, who went on to earn 2003 C-USA Freshman of the Year and was eventually drafted by Sacramento. National sports publications took notice in 2002-03, ranking Cronin as the top assistant coach in the nation (*Athlon*) and the top assistant in C-USA (*Lindy's*). That same year, *Sporting News* named him the top recruiting assistant in the nation and the top assistant in C-USA.

COMMUNITY INVOLVEMENT

Cronin's passion for success on the court also carries over to the Cincinnati community where he is committed to making a difference. He currently serves as a board member of the American Cancer Society's Coaches vs. Cancer of Southwest Ohio chapter. Among the fundraising events for the organization is the annual Tip-Off Breakfast where Cronin and other area Division I coaches discuss their upcoming season while raising money for the American Cancer Society (ACS). In June, Cronin received a \$5,000 check that he presented to the ACS as his charity of choice for participating in the "Infiniti Coaches' Charity Challenge" during the 2011-12 season.

Other recent community events that Cronin has been involved with include an effort to couple with Xavier head coach Chris Mack in August 2012 as special guests of the Catholic Inner-City Schools Education (CISE) Fund. The fund provides children from low income urban settings the opportunity to attend Catholic schools. The two coaches met with the organization's Young Executive Group, a collection of young business professionals who contact Cincinnati area corporations, foundations and individuals asking for support of CISE.

Cronin also served as the honorary host of the Soul of the City Soiree and Fireworks celebration in September 2012. The event helps support programs and services offered by Our Daily Bread, a ministry of hospitality located in the Over-the-Rhine area of Cincinnati that is dedicated to serving the needs of the neighborhood residents.

PATH TO COACHING

Cronin has long held great pride in the Queen City, the University of Cincinnati and the sport of basketball. As a child growing up on the west side of town, he used to follow his father, Harold "Hep" Cronin -- a highly successful local high school coach -- around the gyms of Cincinnati. A product of LaSalle High School, Cronin had his playing career end sooner than expected due to a knee injury in high school.

That didn't stop his desire to find his place in basketball. While completing his undergraduate degree at UC, Cronin served as assistant varsity coach and head junior varsity coach at Woodward High School. He compiled a 57-3 record as a junior varsity mentor and helped the varsity squads claim three city championships. He helped develop six players who went on to play Division I college basketball, including former Bearcat Damon Flint, who ranks among the top 20 scorers in program history.

Cronin made the jump from high school to college coaching during the 1996-97 season joining Huggins as video coordinator for UC basketball. A year later, Cronin was elevated to an assistant coach for the Bearcats, setting the stage for his long tenure in college basketball.

Mick is the second generation of the Cronin family in the coaching ranks. His father compiled more than 400 victories in his high school coaching career and is recently retired from being a Major League Baseball scout for the Atlanta Braves.

Mick Cronin resides in Cincinnati with his six-year old daughter, Samantha.

THE CRONIN COACHING FILE

Season	School (Conf.)	Position	Record/Conf.	Postseason (Record)
1996-97	Cincinnati (C-USA)	Video Coordinator		
1997-98	Cincinnati (C-USA)	Assistant Coach	27-6/14-2	NCAA West Regional (1-1)
1998-99	Cincinnati (C-USA)	Assistant Coach	27-6/12-4	NCAA East Regional (1-1)
1999-00	Cincinnati (C-USA)	Assistant Coach	29-4/16-0	NCAA South Regional (1-1)
2000-01	Cincinnati (C-USA)	Assistant Coach	25-10/11-5	NCAA West Regional Semifinals (2-1)
2001-02	Louisville (C-USA)	Assoc. Head Coach	19-13/8-8	NIT (1-1)
2002-03	Louisville (C-USA)	Assoc. Head Coach	25-7/11-5	NCAA East Reg. (1-1)
2003-04	Murray State (OVC)	Head Coach	28-6/14-2	NCAA Atlanta Reg. (0-1)
2004-05	Murray State (OVC)	Head Coach	17-11/11-5	---
2005-06	Murray State (OVC)	Head Coach	24-7/17-3	NCAA Washington Reg. (0-1)
Murray State Totals		3 years	69-24/42-10	.742/.808
2006-07	Cincinnati (BIG EAST)	Head Coach	11-19/2-14	---
2007-08	Cincinnati (BIG EAST)	Head Coach	13-19/8-10	Col. Basketball Invit. (0-1)
2008-09	Cincinnati (BIG EAST)	Head Coach	18-14/8-10	---
2009-10	Cincinnati (BIG EAST)	Head Coach	19-16/7-11	NIT (1-1)
2010-11	Cincinnati (BIG EAST)	Head Coach	26-9/11-7	NCAA Third Round (1-1)
2011-12	Cincinnati (BIG EAST)	Head Coach	26-11/12-6	NCAA East Regional Semifinals (2-1)
2012-13	Cincinnati (BIG EAST)	Head Coach	13-2/1-1	
Cincinnati Totals		7 years	126-90/49-59	.583/.454
Career Head Coaching Totals		10 years	195-114/91-69	.631/.569

CRONIN'S RECORD AGAINST ALL OPPONENTS

School	W-L	Last Meeting	School	W-L	Last Meeting	School	W-L	Last Meeting
Alabama	1-0	2012-13	Jacksonville State	6-0	2011-12	South Carolina Upstate	1-0	2007-08
Alabama State	1-0	2011-12	Lipscomb	1-0	2009-10	South Dakota	1-0	2008-09
Arkansas-Little Rock	1-0	2012-13	Louisville	4-5	2011-12	St. Francis (Pa.)	1-0	2010-11
Arkansas-Pine Bluff	2-0	2011-12	Marquette	2-4	2011-12	St. John's	5-6	2012-13
Arkansas Tech	1-0	2004-05	Marshall	1-1	2012-13	St. Mary's (Calif.)	0-1	2004-05
Austin Peay	4-1	2005-06	Maryland	1-0	2009-10	Syracuse	2-5	2011-12
Belmont	0-1	2007-08	Maryland Eastern Shore	1-0	2012-13	Texas	1-0	2011-12
Bowling Green	0-1	2007-08	Memphis	0-3	2008-09	TCU	1-0	2003-04
Bradley	0-1	2007-08	Miami (Ohio)	5-0	2011-12	Temple	1-0	2006-07
Cal-Davis	1-0	2004-05	Mississippi State	1-0	2008-09	Tennessee	0-1	2005-06
Campbell	1-0	2012-13	Mississippi Valley State	1-0	2012-13	Tennessee State	5-1	2005-06
Campbellsville	1-0	2005-06	Missouri	1-1	2010-11	Tennessee Tech	3-2	2005-07
Central Michigan	1-0	2006-07	Morehead State	7-0	2005-06	Tennessee-Martin	9-0	2012-13
Charleston Southern	1-0	2008-09	Mount St. Mary's	1-0	2010-11	Texas A&M-Corpus Christi	1-1	2003-04
Chicago State	2-0	2011-12	New Mexico	0-1	2012-13	Texas-San Antonio	2-0	2005-06
Cincinnati	0-1	2005-06	North Carolina	0-1	2005-06	Texas Southern	2-0	2009-10
Coastal Carolina	2-0	2008-09	North Carolina A&T	1-0	2012-13	Toledo	2-0	2010-11
Connecticut	3-6	2011-12	North Carolina State	1-1	2007-08	UAB	1-4	2009-10
CS Bakersfield	1-0	2009-10	Northwestern State	1-0	2011-12	UNLV	1-0	2008-09
Dayton	1-1	2010-11	Notre Dame	3-5	2011-12	USF	4-4	2011-12
Delaware State	2-0	2004-05	Oakland	1-0	2006-07	Utah Valley	1-0	2010-11
DePaul	5-3	2011-12	Ohio	0-1	2006-07	Vanderbilt	1-0	2009-10
Eastern Illinois	5-1	2005-06	Ohio State	0-2	2011-12	Villanova	3-4	2011-12
Eastern Kentucky	6-1	2008-09	Oklahoma	2-0	2011-12	Wagner	1-0	2003-04
Fairfield	1-0	2007-08	Oregon	1-0	2012-13	Weber State	1-0	2009-10
Florida A&M	1-0	2010-11	Pittsburgh	3-7	2012-13	West Florida	1-0	2003-04
Florida State	1-1	2011-12	Prairie View A&M	1-0	2009-10	West Virginia	3-5	2011-12
Georgetown	6-4	2011-12	Presbyterian	0-1	2011-12	Western Carolina	1-0	2007-08
Georgetown College	1-0	2003-04	Providence	3-4	2011-12	Western Illinois	1-0	2008-09
Georgia	1-0	2011-12	Radford	1-0	2011-12	Western Kentucky	1-1	2004-05
Georgia Southern	1-0	2010-11	Rice	2-0	2005-06	Winthrop	1-0	2009-10
Gonzaga	0-1	2009-10	Rutgers	4-4	2011-12	Wofford	0-1	2006-07
High Point	1-0	2006-07	Samford	2-3	2005-06	Wright State	3-0	2012-13
Howard	1-0	2006-07	Savannah State	1-0	2010-11	Xavier	3-4	2012-13
Illinois	0-1	2003-04	Seton Hall	3-3	2011-12	<i>2012-13 opponents in boldface.</i>		
Illinois-Chicago	1-0	2005-06	SIU-Edwardsville	2-0	2004-05			
Illinois State	0-1	2007-08	Southeast Missouri State	5-2	2005-06			
Iowa State	1-0	2012-13	Southern Illinois	1-2	2005-06			
IPFW	1-0	2010-11	Southern Miss	1-0	2003-04			

THE POLLS

ASSOCIATED PRESS
(DEC. 31)

Rk.	Team (First Place Votes)
1.	Duke (63)
2.	Michigan (2)
3.	Arizona
4.	Louisville
5.	Indiana
6.	Kansas
7.	Syracuse
8.	Ohio St.
9.	Minnesota
10.	Gonzaga
11.	Illinois
12.	Missouri
13.	Florida
14.	Cincinnati
15.	Georgetown
16.	Creighton
17.	Butler
18.	Michigan St.
19.	San Diego St.
20.	New Mexico
21.	Notre Dame
22.	Oklahoma St.
23.	N.C. State
24.	Pittsburgh
25.	Kansas St.

Others Receiving Votes:

UNLV 52, North Carolina 38,
Wyoming 28, Temple 21,
VCU 15, Kentucky 13,
Wichita St. 11, Connecticut 9,
UCLA 6, Maryland 5,
Oregon 3.

USA TODAY
(DEC. 31)

Rk.	Team (First Place Votes)
1.	Duke (30)
2.	Michigan (1)
3.	Arizona
4.	Louisville
5.	Indiana
6.	Kansas
7.	Syracuse
8.	Ohio St.
9.	Florida
10.	Gonzaga
11.	Creighton
12.	Missouri
13.	Minnesota
14.	Illinois
15.	Cincinnati
16.	Georgetown
17.	San Diego St.
18.	Michigan St.
19.	Notre Dame
20.	Butler
21.	Oklahoma St.
22.	Pittsburgh
23.	New Mexico
24.	UNLV
25.	N.C. State

Others Receiving Votes:

VCU 36, Kansas St. 35,
North Carolina 34, Kentucky 31,
Wyoming 30, Wichita St. 7,
Colorado 6, Maryland 5,
Connecticut 3, UCLA 2,
Temple 1, Bucknell 1,
Colorado St. 1.

CINCINNATI'S WEEKLY RANKINGS

Associated Press	Week	USA Today
24	Preseason	RV
24	Nov. 12	24
22	Nov. 19	20
17	Nov. 26	16
11	Dec. 3	12
11	Dec. 10	12
11	Dec. 17	11
8	Dec. 24	8
14	Dec. 31	15
	Jan. 7	
	Jan. 14	
	Jan. 21	
	Jan. 28	
	Feb. 4	
	Feb. 11	
	Feb. 18	
	Feb. 25	
	Mar. 4	
	Mar. 11	

2012-13 BIG EAST CONFERENCE

2012-13 BIG EAST CONFERENCE STANDINGS
(Through Jan. 5)

Team	BIG EAST	Pct.	Overall	Pct.
Marquette	2-0	1.000	11-3	.786
Louisville	1-0	1.000	13-1	.929
Notre Dame	1-0	1.000	13-1	.929
Syracuse	1-0	1.000	13-1	.929
Villanova	1-0	1.000	10-4	.714
Cincinnati	1-1	.500	13-2	.867
Seton Hall	1-1	.500	12-3	.800
Rutgers	1-1	.500	10-3	.769
DePaul	1-1	.500	10-5	.667
St. John's	1-1	.500	9-5	.643
USF	0-0	.000	9-3	.750
Georgetown	0-1	.000	10-2	.833
Connecticut	0-1	.000	10-3	.769
Pittsburgh	0-2	.000	12-3	.800
Providence	0-2	.000	8-6	.571

2012-13 BIG EAST SCHEDULE

Date	Time	Game	TV
Jan. 6	12:00	Syracuse at USF	BEN
Jan. 7	7:00	Notre Dame at Cincinnati	ESPN2
Jan. 8	7:00	DePaul at Connecticut	BEN
Jan. 8	9:00	Pittsburgh at Georgetown	ESPNU
Jan. 9	7:00	Syracuse at Providence	BEN
Jan. 9	7:00	Rutgers at St. John's	BEN
Jan. 9	7:00	Louisville at Seton Hall	ESPN2
Jan. 9	8:00	Villanova at USF	BEN
Jan. 12	12:00	Marquette at Pittsburgh	ESPNU
Jan. 12	12:00	Villanova at Syracuse	BEN
Jan. 12	2:00	Connecticut at Notre Dame	BEN
Jan. 12	4:00	USF at Louisville	BEN
Jan. 12	8:00	Cincinnati at Rutgers	BEN
Jan. 12	11:00	Georgetown at St. John's	ESPNU
Jan. 13	12:00	Providence at Seton Hall	BEN
Jan. 14	7:00	Louisville at Connecticut	ESPN
Jan. 15	7:00	Notre Dame at St. John's	ESPN2
Jan. 15	8:30	Cincinnati at DePaul	BEN
Jan. 16	7:00	Providence at Georgetown	BEN
Jan. 16	7:00	Pittsburgh at Villanova	ESPNU
Jan. 16	9:00	Seton Hall at Marquette	BENMSG
Jan. 17	9:00	USF at Rutgers	ESPN/ESPN2
Jan. 19	12:00	St. John's at DePaul	BEN
Jan. 19	12:00	Connecticut at Pittsburgh	ESPN2
Jan. 19	4:00	Syracuse at Louisville	ESPN
Jan. 19	4:00	Villanova at Providence	BEN
Jan. 19	6:00	Georgetown at USF	BEN
Jan. 19	7:00	Marquette at Cincinnati	ESPNU
Jan. 19	8:00	Rutgers at Notre Dame	BEN

CINCINNATI IN 2012-13 BIG EAST STATISTICS
(Through Jan. 5)

CATEGORY	TEAM	[*NATIONAL] BIG EAST RANK (STAT)
Scoring Offense	4th (75.6)
Scoring Defense	[*30th] 3rd (57.4)
Scoring Margin	[*9th] 4th (+18.2)
Free Throw Pct.	15th (.625)
Field Goal Pct.	13th (.429)
Field Goal Pct. Defense	[*8th] 2nd (.357)
3-Pt Field Goal Pct.	6th (.343)
3-Pt Field Goal Pct. Defense	3rd (.290)
Rebounding Offense	1st (44.5)
Rebounding Defense	11th (35.2)
Rebounding Margin	[*7th] 1st (+9.3)
Blocked Shots	[*6th] 3rd (6.7)
Assists	8th (14.1)
Steals	4th (9.2)
Turnover Margin	8th (+2.67)
Assist-to-Turnover Ratio	10th (1.0-to-1)
Offensive Rebounds	1st (16.2)
Defensive Rebounds	1st (28.3)
3-Pt Field Goals Made	3rd (7.3)

INDIVIDUAL

PLAYER [*NATIONAL] BIG EAST RANK (STAT)

Scoring	
Sean Kilpatrick	[*42nd] T-4th (17.9)
Cashmere Wright	14th (14.9)

Rebounding	
Sean Kilpatrick	T-18th (5.9)

Steals	
Cashmere Wright	6th (2.1)

3-PT FG Pct.	
Cashmere Wright	[*15th] 5th (.462)
JaQuon Parker	T-15th (.391)

3-PT FG Made	
Cashmere Wright	2nd (2.8)
Sean Kilpatrick	5th (2.3)

Blocked Shots	
Cheikh Mbodj	[*33rd] 2nd (2.3)
Justin Jackson	T-14th (1.3)
David Nyarsuk	T-14th (1.3)

*National rankings through Jan. 3 2012.

CINCINNATI'S RECORD WHEN

	06-07	07-08	08-09	09-10	10-11	11-12	12-13	Cronin
Home games	10-8	10-7	13-5	13-5	15-3	14-4	8-2	83-34
Away games	0-9	3-11	4-7	2-9	7-4	7-5	2-0	25-45
Neutral site games	1-2	0-1	1-2	4-2	4-2	5-2	3-0	18-11
BIG EAST games	2-14	8-10	8-10	7-11	11-7	12-6	1-1	49-59
vs. Top 25 teams	0-4	2-5	1-7	3-6	3-7	8-4	1-0	18-33
vs. RPI Top 100 teams	2-13	7-12	5-11	8-15	8-9	11-8	5-1	46-69
Overtime games	2-0	1-1	2-1	0-3	1-0	1-2	0-0	7-7
Lead at halftime	6-1	10-3	11-3	13-4	25-0	18-3	9-1	91-15
Trail at halftime	4-17	3-15	6-11	4-11	0-9	7-8	4-1	28-72
Tied at halftime	1-1	0-1	1-0	2-1	1-0	1-0	0-0	6-3
Lead with 10:00 remaining	10-1	9-1	14-1	13-3	26-0	18-4	12-0	102-10
Trail with 10:00 remaining	1-18	1-18	3-13	6-11	0-9	7-7	1-2	19-78
Tied with 10:00 remaining	0-0	3-0	1-0	0-2	0-0	1-0	0-0	5-2
Lead with 5:00 remaining	9-3	11-1	17-1	18-2	25-0	19-4	12-0	111-11
Trail with 5:00 remaining	0-16	2-17	1-13	0-13	0-9	5-7	1-2	9-77
Tied with 5:00 remaining	2-0	0-1	0-0	1-1	1-0	2-0	0-0	6-2
Lead with 2:00 remaining	10-2	11-1	16-0	18-2	25-1	23-2	12-0	115-8
Trail with 2:00 remaining	0-17	1-17	2-14	1-14	0-8	3-9	0-2	7-81
Tied with 2:00 remaining	1-0	1-1	0-0	0-0	1-0	0-0	1-0	4-1
Shoot better from the field	8-2	8-3	13-1	15-4	22-0	16-2	11-0	93-12
Shoot worse from the field	3-17	5-16	5-13	4-12	4-9	8-9	2-2	31-78
Shoot 50% or better	0-2	0-0	4-1	8-1	7-0	6-0	3-0	28-4
Shoot below 50%	11-17	13-19	14-13	11-15	16-8	20-11	10-2	95-85
Opp. shoots 50% or better	1-9	0-6	0-6	0-2	2-4	1-2	0-0	4-29
Opp. shoots below 50%	10-10	13-13	18-8	19-14	22-5	24-9	13-2	119-61
Opp. shoots below 40%	7-1	6-1	9-3	10-3	17-0	15-1	9-1	73-10
Make 7 or fewer 3-pointers	10-12	8-12	7-11	13-12	21-6	12-9	7-1	77-63
Make 8 or more 3-pointers	1-7	5-7	11-3	6-4	6-4	14-2	6-1	49-28
Shoot more FTs than opp.	7-3	6-3	12-1	11-2	22-2	16-4	9-0	83-15
Out-rebound the opponent	9-5	10-11	13-4	17-8	24-3	10-4	11-1	94-36
Opponent out-rebounds UC	2-14	3-7	2-9	2-8	2-5	13-6	2-1	26-50
Same number of rebounds	0-0	0-1	3-1	0-0	0-1	3-1	0-0	6-4
Commit fewer turnovers	7-11	4-5	9-3	7-6	16-6	22-5	9-2	74-38
Commit the same or more TOs	4-8	9-14	9-11	12-10	9-2	4-3	4-0	51-48
Commit 12 or fewer turnovers	7-9	4-7	5-4	5-5	10-5	17-7	4-1	52-38
Outscore opponents' bench	6-8	8-6	15-9	19-11	24-7	13-3	7-1	92-45
1-3 point games	1-4	5-5	2-0	4-5	2-1	5-4	1-2	20-21
4-5 point games	0-1	2-1	2-1	3-2	0-2	6-0	0-0	13-7
6-10 point games	5-2	2-6	5-6	4-4	7-2	5-3	3-0	31-23
11-19 point games	4-10	3-5	4-4	4-4	8-5	4-2	4-0	31-30
20-plus point games	1-2	1-2	5-3	4-1	9-1	7-1	5-0	32-10
Score 59 or fewer points	0-9	3-7	1-6	0-7	3-8	3-7	1-2	11-46
Score 60-69 points	6-7	8-7	4-6	9-4	9-1	7-4	2-0	45-29
Score 70 or more points	5-3	2-5	13-2	10-5	14-0	16-2	10-0	70-17
Hold opp. to 50 or fewer points	3-0	3-0	4-0	1-0	7-0	3-2	2-0	23-2
Hold opp. to 51-60 points	3-4	5-1	6-2	9-2	12-1	12-3	7-2	54-15
Hold opp. to 61-70 points	3-2	5-5	5-3	7-4	5-5	10-1	3-0	38-20
Opp. scores 70-plus points	2-13	0-13	3-9	2-10	2-3	1-5	1-0	11-53
November	5-1	4-2	5-1	4-1	5-0	4-2	6-0	33-7
December	4-3	1-5	5-2	5-2	9-0	6-1	7-1	37-14
January	1-7	5-4	4-4	5-4	4-4	5-4	0-1	24-28
February	1-7	3-3	4-3	2-5	4-3	6-2	0-0	20-23
March	0-1	0-5	0-4	3-4	4-2	5-2	0-0	12-18
Monday	0-0	1-0	3-2	2-2	2-0	2-1	1-0	11-5
Tuesday	0-2	1-1	1-2	4-2	3-0	2-0	2-0	13-7
Wednesday	4-5	4-5	4-1	7-3	9-1	7-0	1-0	36-15
Thursday	0-1	0-2	3-0	1-2	3-1	3-1	1-1	11-8
Friday	1-0	1-1	0-1	0-0	1-0	4-1	1-0	18-3
Saturday	5-7	6-5	6-5	5-3	8-4	5-7	5-1	40-38
Sunday	1-4	0-5	1-3	0-4	0-3	3-1	2-0	7-20

BEARCATS' STARTING LINEUPS

Opponent	UC Starters
UT Martin	Wright, Kilpatrick, Parker, Jackson, Mbodj
Mississippi Valley State	Wright, Kilpatrick, Parker, Jackson, Mbodj
North Carolina A&T	Wright, Kilpatrick, Parker, Jackson, Mbodj
Campbell	Wright, Kilpatrick, Parker, Jackson, Mbodj
vs. Iowa State	Wright, Kilpatrick, Parker, Jackson, Mbodj
vs. Oregon	Wright, Kilpatrick, Parker, Jackson, Mbodj
Alabama	Wright, Kilpatrick, Parker, Jackson, Mdodj
Arkansas-Little Rock	Wright, Kilpatrick, Parker, Jackson, Mdodj
Maryland Eastern Shore	Wright, Kilpatrick, Parker, Jackson, Mdodj
vs. Marshal	Wright, Kilpatrick, Parker, Jackson, Mdodj
Xavier	Wright, Kilpatrick, Parker, Jackson, Mdodj
Wright State	Wright, Kilpatrick, Parker, Jackson, Mdodj
New Mexico	Wright, Kilpatrick, Parker, Jackson, Mdodj
at Pittsburgh	Wright, Kilpatrick, Parker, Jackson, Mdodj
St. John's	Wright, Kilpatrick, Parker, Jackson, Mdodj
Notre Dame	
at Rutgers	
at DePaul	
Marquette	
at Syracuse	
Rutgers	
at Seton Hall	
at Providence	
Pittsburgh	
Villanova	
Georgetown	
at Connecticut	
at Notre Dame	
Connecticut	
at Louisville	
USF	
BIG EAST Tournament	

SPECIALITY STATISTICS

Opponent	Result	In Paint	Off TO	2nd Chance	Fast Break	Bench
UT Martin		18	15	13	6	15
at Cincinnati	W, 80-57	36	7	7	14	30
Mississippi Valley State		18	2	11	4	14
at Cincinnati	W, 102-60	56	19	13	23	45
North Carolina A&T		14	10	12	13	14
at Cincinnati	W, 93-39	40	23	15	19	34
Campbell		34	15	2	13	4
at Cincinnati	W, 91-72	38	13	17	8	23
vs. Iowa State		30	13	14	4	33
Cincinnati	W, 78-70	32	26	10	18	24
vs. Oregon		18	24	21	14	24
Cincinnati	W, 77-66	22	24	19	6	30
Alabama		30	10	9	5	16
at Cincinnati	W, 58-56	34	16	12	6	16
Arkansas-Little Rock		20	8	4	4	22
at Cincinnati	W, 87-53	42	31	11	21	31
Maryland Eastern Shore		14	8	10	4	6
at Cincinnati	W, 92-60	46	12	18	20	28
at Marshall		16	4	11	2	13
Cincinnati	W, 72-56	40	20	19	8	18
vs. Xavier		24	13	10	8	12
Cincinnati	W, 60-45	22	19	14	10	6
Wright State		18	9	9	5	32
at Cincinnati	W, 68-58	36	17	25	7	16
New Mexico		22	11	14	2	12
at Cincinnati	L, 54-55	14	9	7	7	9
at Pittsburgh		34	10	17	6	16
Cincinnati	W, 70-61	30	8	14	6	13
St. John's		34	16	6	14	6
at Cincinnati	L, 52-53	18	15	13	6	16
Notre Dame						
at Cincinnati						
at Rutgers						
Cincinnati						
at DePaul						
Cincinnati						
Marquette						
at Cincinnati						
at Syracuse						
Cincinnati						
Rutgers						
at Cincinnati						
at Seton Hall						
Cincinnati						
at Providence						
Cincinnati						
Pittsburgh						
at Cincinnati						
Villanova						
at Cincinnati						
Georgetown						
at Cincinnati						
at Connecticut						
Cincinnati						
at Notre Dame						
at Cincinnati						
Connecticut						
at Cincinnati						
at Louisville						
Cincinnati						
USF						
at Cincinnati						
Cincinnati Totals		506	251	214	179	339
Average		33.7	16.7	14.3	11.9	22.6
Opponents Totals		344	168	163	104	239
Average		22.9	11.2	10.9	8.0	15.9

OVERTIME RECORDS

UC's Overall Record	50-50
1 OT Games	41-42
2 OT Games	8-6
3 OT Games	0-1
4 OT Games	0-1
7 OT Games	1-0

RECORDS IN OVERTIME GAMES

Home	24-17	.585
Schmidlapp Gym	3-4	.429
Schmidt Fieldhouse	0-1	.000
Music Hall	0-1	.000
Armory Fieldhouse	5-4	.556
Cincinnati Gardens	3-2	.600
U.S. Bank Arena	3-1	.750
Fifth Third Arena	10-4	.714
Away	16-26	.381
Neutral	10-7	.588

Current Streak: Won —1

Longest Winning Streak: 5 (Tay Baker - 1966-67)

Longest Losing Streak: 4 (Bob Ruess, 1943 - John Weithe, 1950)

- On Dec. 21, 1981 Cincinnati and Bradley played an NCAA-record 7-overtime game which UC won, 75-73.
- Cincinnati has been involved in two of the five NCAA tournament championship games to go into overtime. The Bearcats defeated Ohio State, 70-65, in 1961 but lost to Loyola (Ill.), 60-58, in 1963.
- In 1966-67, Cincinnati played six overtime games, winning five.

UC COACHES IN OVERTIME GAMES

Coach (Years)	No.	Record	Pct.
Bob Huggins (1989-2005)	25	14-11	.560
Mick Cronin (2006-pres.)	14	7-7	.500
Tay Baker (1965-72)	9	7-2	.778
Ed Jucker (1960-65)	9	4-5	.444
Ed Badger (1978-83)	8	3-5	.375
Tony Yates (1983-89)	7	2-5	.286
John Wiethe (1946-52)	5	1-4	.200
George Smith (1952-60)	4	3-1	.750
Gale Catlett (1972-78)	4	2-2	.500
Frank Rice (1928-32)	4	1-3	.250
Boyd Chambers (1918-28)	3	3-0	1.000
Clark Ballard (1939-42)	2	2-0	1.000
Andy Kennedy (2005-06)	2	1-1	.250
Tay Brown (1933-37)	2	0-2	.000
John Halliday (1932-33)	1	0-1	.000
Bob Ruess (1942-44)	1	0-1	.000
Walter Van Winkle (1937-39)	0	—	—
Ray Farnham (1944-46)	0	—	—

OVERTIME GAMES IN MICK CRONIN ERA

1/20/07	W	UC 96, West Virginia 83	1	SC
2/28/07	W	UC 70, Seton Hall 67	1	SC
2/9/08	W	UC 72, Rutgers 68	1	SC
3/2/08	L	Providence 81, UC 79	1	A
12/20/08	W	UC 85, Eastern Kentucky 77	1	SC
2/7/09	W	UC 64, Georgetown 62	1	SC
3/7/09	L	Seton Hall 67, UC 63	1	SC
11/25/09	L	Gonzaga 61, UC 59	1	N
12/13/09	L	Xavier 83, UC 79	2	A
2/21/10	L	Marquette 79, UC 76	1	SC
2/19/11	W	UC 93, Providence 81	1	A
11/25/11	L	Marshall 73, UC 69	1	SC
1/21/12	L	West Virginia 77, UC 74	1	A
3/8/12	W	UC 72, Georgetown 70	2	N

THE LAST TIME...

TEAM

100 Points by a Team

By UC	102 vs. Miss. Valley St., 11/13/12
By Opponent	105 by UCLA (20T), 3/17/02

90 Points by a Team

By UC	95 vs. North Carolina A&T, 1/18/12
By Opponent	95 at Marquette , 2/11/12

30-plus Point Win

By UC	32 (92-60 vs. Maryland Eastern Shore, 12/8/12
By Opponent	38 (89-51) vs. Notre Dame, 3/10/11

60 Percent Shooting by a Team

By UC	.628 vs. St. John's, 2/11/09
By Opponent	.674 vs. Pittsburgh, 2/14/09

50 Percent Shooting by a Team

By UC	.500 vs. Campbell , 11/20/12
By Opponent	.567 at Marquette, 2/11/12

Cincinnati Played a Ranked Opponent

UC Win	70-61 at No. 24 Pittsburgh, 12/31/12
UC Loss	81-66 vs. No. 7 Ohio State, 3/22/12

Overtime Game

UC Win	93-81 at Providence, 2/19/11
UC Loss	77-74 at West Virginia, 1/21/12

Double Overtime Game

UC Win	72-70 (20T) vs. Georgetown, 3/8/12
UC Loss	83-79 (20T) at Xavier, 12/13/09

Triple Overtime Game

UC Win	75-73 (70T*) vs. Bradley, 12/21/81
UC Loss	89-85 (40T) vs. Memphis, 1/31/81

* - NCAA record.

INDIVIDUAL

40 Points by a Player

By UC	41, Steve Logan vs. Southern Mississippi, 2/15/02
By Opponent	41, Dell Curry, Virginia Tech, 1985-86

30 Points by a Player

By UC	34, Deonta Vaughn vs. Notre Dame, 2/4/09
By Opponent	37, Luke Harangody, at Notre Dame, 2/4/10

20 Rebounds by a Player

By UC	20, Cedric McGowan vs. DePaul, 1/4/06
By Opponent	four times

15 Rebounds by a Player

By UC	16, Mike Williams, 12/20/08
By Opponent	15, Greg Monroe, vs. Georgetown, 3/6/10

Two Players with 20 or More Points in Same Game

By UC	Sean Kilpatrick(23), Cashmere Wright (20) vs. Maryland Eastern Shore, 12/8/12
By Opponent	Elijah Pittman (20), D.D. Scarver (20) vs. Marshall, 12/15/10

Two Players with 10 or More Reb. in Same Game

By UC	Ibrahima Thomas (10) and Lance Stephenson (10) vs. DePaul, 2/24/10
By Opponent	Jamarr Sanders (11) and Elijah Millsap (15) at UAB, 12/16/09

10 Assists by a Player

By UC	10, Cashmere Wright, vs. Marshall, 11/25/11
By Opponent	10, Chris Howard, at USF, 2/14/09

Five Steals by a Player

By UC	5, Sean Kilpatrick vs. Iowa State, 11/23/12
By Opponent	5, Greg Monroe, Georgetown, 2/7/09

Five Blocked Shots by a Player

By UC	5, David Nyarsuk,, North Carolina A&T, 11/18/12
By Opponent	5, Hamady Ndiaye, vs. Rutgers, 3/9/10

Double-Double by a UC Player

UC Win	Sean Kilpatrick (15 pts., 10 rebs.) vs. Campbell, 11/20/12
UC Loss	Cashmere Wright (23 pts., 10 rebs.) vs. St. John's, 1/5/13

Triple-Double by a UC Player

By UC	Eric Hicks (22 pts., 12 rebs., 10 blks.) vs. Marquette, 1/7/06
-------	---

UC Player Led Team in Points, Reb., Assists

By UC	Sean Kilpatrick (29pts., t-7reb., t-5 asst.) vs. North Carolina A&T, 11/18/12
-------	--

A Player Won a Game in the Final Seconds

By UC	Cashmere Wright jump shot at buzzer UC defeats Alabama 58-56, 12/1/12
By Opponent	Anthony Collins made two free throws at 3 secs USF defeats UC 46-45, 2/26/12

Four Players Scored in Double Figures

By UC	Sean Kilpatrick (18), Cheikh Mbodj (12) David Nyarsuk (12), JaQuon Parker (11) vs. Arkansas-Little Rock, 12/6/12
-------	--

Five Players Scored in Double Figures

By UC	Dion Dixon (15), JaQuon Parker (15), Cashmere Wright (14, Gates (11), Jackson (10) at No. 18/19 Marquette, 2/11/12
-------	--

Six Players Scored in Double Figures

By UC	Sean Kilpatrick (21), Cashmere Wright (14), Dion Dixon (11), Jeremiah Davis (11), Justin Jackson (11), Ge'Lawn Guyn (11) vs. Chicago State, 12/23/11
-------	---

Seven Players Scored in Double Figures

By UC	Rashad Bishop (14), Dion Dixon (13), Steve Toyloy (13), Deonta Vaughn (12), Darnell Wilks (12), Jaquon Parker (10),Yancy Gates (10) vs. Texas Southern, 12/1/09
-------	--

CRONIN ERA BESTS

Most Points Scored

102 (W, 102-60)	vs. Miss. Valley St.	11/13/12
101 (W, 101-53)	vs. Ark.-Pine Bluff	12/21/11
101 (W, 101-70)	vs. Radford	12/17/11

Most Points Scored (Half)

59 (W, 102-60)	vs. Miss. Valley St.	(2nd) 11/13/12
56 (W, 93-83)	vs. Notre Dame	(2nd) 2/4/09
56 (W, 92-72)	vs Utah Valley	(1st) 12/11/10

Highest FG Percentage

.628 (27-43)	vs. St. John's	2/11/09
.603 (38-63)	vs. Radford	12/17/11
.574 (35-61)	vs. Texas Southern	12/1/09

Highest 3-Pt. Percentage

.600 (6-10)	vs. St. John's	2/11/09
.583 (7-12)	at Georgetown	1/27/07
.583 (14-24)	vs. Central Michigan	11/25/06

Most Rebounds

56	vs. North Carolina A&T	11/18/12
55	vs. Maryland Eastern Shore	12/8/12
54	vs. Miss. Valley St.	11/13/12
54	vs. UT Martin	11/11/12
54	vs. Louisville (BE Championship)	3/10/12
54	vs. Western Illinois	11/22/08

Most Assists

27	vs. Toledo	11/18/09
24	vs. Maryland Eastern Shore	12/8/12
24	vs. Georgia Southern	12/14/10
24	vs. North Carolina A&T	11/18/12

Most Blocked Shots

12	vs. North Carolina A&T	11/18/12
10	vs. Wright State	12/22/12
10	vs. UT Martin	11/11/12
10	vs. Chicago State	12/23/11
10	vs. Alabama State	11/13/11
10	vs. Western Illinois	11/22/08

Most Steals

23	vs. Ark.-Little Rock	12/6/12
16	vs. Ark.-Pine Bluff	12/21/11
15	vs. Ark.-Pine Bluff	12/22/09
15	vs. North Carolina A&T	11/18/12

Most Forced Turnovers

32	vs. Ark.-Little Rock	12/6/12
32	vs. North Carolina State	12/23/06
29	vs. Ark.-Pine Bluff	12/21/11

Fewest Points Allowed

34	vs. Dayton	11/27/10
39	vs. Howard at West Virginia	11/10/06 1/30/08
	vs. North Carolina A&T	11/18/12

Fewest Points Allowed (Half)

14	vs. Alabama State	(1st) 11/13/11
15	vs. Dayton	(2nd) 11/27/10
15	Western Illinois	(1st) 11/22/08
15	vs. Howard	(1st) 11/10/06

Lowest FG Percentage Allowed


.152 (10-66)	vs. North Carolina A&T	11/18/12
.200 (12-60)	vs. Dayton	11/27/10
.200 (10-50)	at West Virginia	1/30/08

Lowest 3-Pt. FG Percentage Allowed

.000 (0-10)	at No. 24/22 Pittsburgh	12/31/12
.000 (0-4)	vs. Texas Southern	11/18/08
.111 (1-9)	vs. St. John's	1/5/13
.045 (1-22)	at West Virginia	1/30/08
.071 (1-14)	vs. No. 17/17 Louisville	2/23/12

Biggest Win


54 (93-39)	vs. North Carolina A&T	11/18/12
49 (101-53)	vs. Ark.-Pine Bluff	12/21/11
45 (99-54)	vs. Georgia Southern	12/14/10
42 (102-62)	vs. Miss. Valley St.	11/13/12




0 JEREMIAH DAVIS III
G » 6-3 » 204 » SO.
MUNICE, IND.



1 CASHMERE WRIGHT
G » 6-0 » 178 » R-SR.
SAVANNAH, GA.




2 TITUS RUBLES
F » 6-7 » 207 » JR.-TR.
DALLAS, TEXAS



3 SHAQUILLE THOMAS
F » 6-7 » 187 » R-FR.
PATERSON, N.J.




5 JUSTIN JACKSON
F » 6-8 » 213 » JR.
COCOA BEACH, FLA.




10 ALEX EPPENSTEINER
G » 6-4 » 190 » SR.
CINCINNATI, OHIO




13 CHEIKH MBODJ
C » 6-10 » 236 » SR.-TR.
DAKAR, SENEGAL




14 GE'LAWN GUYN
G » 6-2 » 174 » SO.
LEXINGTON, KY.




15 JERMAINE SANDERS
F » 6-5 » 215 » SO.
FAR ROCKAWAY, N.Y.




23 SEAN KILPATRICK
G » 6-4 » 221 » R-JR.
YONKERS, N.Y.



24 KELVIN GAINES
C » 6-10 » 227 » R-SO.
OCALA, FLA.



33 DAVID NYARSUK
C » 7-1 » 230 » JR.-TR.
JUBA, SOUTH SUDAN



44 JAQUON PARKER
G » 6-3 » 198 » SR.
SUFFOLK, VA.



MICK CRONIN
HEAD COACH




LARRY DAVIS
ASSOCIATE HEAD COACH



DARREN SAVINO
ASSISTANT COACH



ANTWON JACKSON
ASSISTANT COACH



JEREMIAH DAVIS III

SO. • G • 6-3 • 204

MUNCIE, IND.

HUNTINGTON PREP (W. VA.)

0

2012-13 Season (Sophomore): Had three points and one rebound vs. Campbell (11/20) ... totaled five points, four rebounds and an assists vs. North Carolina A&T (11/18) ... grabbed a career-high four rebounds to go with nine points, making all four free-throw attempts vs. Miss. Valley St. (11/13) ... scored five points and had three assists in season opener against UT Martin (11/11).

2011-12 Season (Freshman): Played in 27 games without a start, averaging 7.9 minutes ... scored in double figures in three games ... made at least three three-pointers in two games ... saw action in every BIG EAST regular-season game ... scored a season-high 13 points with a trio of three-pointers and three rebounds in 15 minutes against Arkansas-Pine Bluff (12/21) ... tallied 11 points with three three-pointers and three rebounds against Chicago State (12/23) ... recorded his highest-scoring BIG EAST game against Notre Dame, posting 10 points with two three-pointers ... hit a three-pointer with nine seconds remaining to tie the game against St. John's (1/7) ... tallied eight points with two assists at St. John's (2/4) ... registered eight points with two assists and two steals against Radford (12/17).

Personal: Jeremiah Davis III ... born Jan. 22, 1993 in Muncie, Ind. ... son of Maria and Jeremiah Davis... has a brother, Aaron ... majoring in communications.

GAME-BY-GAME STATISTICS

2012-13 (SOPHOMORE SEASON)

Opponent	Date	gs	min	Total		3-Pointers		Free throws		Rebounds				pts	avg				
				fg	fga	pct	3fg	3fga	pct	ft	fta	pct	off			def	tot	avg	
UT MARTIN	11/11/12	13	2-5	400	1-2	500	0-0	.000	0	1	1	1.0	1	3	0	5	5.0		
MISS. VALLEY ST.	11/13/12	10	2-4	500	1-2	500	4-4	1.000	0	4	4	2.5	1	2	3	0	9	7.0	
NORTH CAROLINA A&T	11/18/12	13	2-6	333	0-2	.000	1-2	.500	0	4	4	3.0	4	0	1	0	5	6.3	
CAMPBELL	11/20/12	7	1-3	.333	1-3	.333	0-0	.000	1	0	1	2.5	0	0	0	0	3	5.5	
Totals		0	43	7-18	.389	3-9	.333	5-6	.833	1	9	10	2.5	6	5	4	0	22	5.5

DAVIS' SEASON & CAREER HIGHS

2012-13 Season

9 vs. MVSU, 11/13/12	Pts	13 vs. Arkansas-Pine Bluff, 12/21/11
6 vs. vs. North Carolina A&T, 11/18/12	FG Atts	8, 2x (last vs. Chicago State, 12/23/11)
2, 3x (last vs. vs. N.C. A&T, 11/18/12)	FG Made	5 vs. Arkansas-Pine Bluff, 12/21/11
2, 2x (last vs. MVSU, 11/13/12)	3PT-FG Atts	5 vs. Chicago State, 12/23/11
1, 2x (last vs. MVSU, 11/13/12)	3PT-FG Made	3, 2x (last vs. Chicago State, 12/23/11)
4, 2x (last vs. vs. N.C. A&T, 11/18/12)	Rebs	4, 2x (last vs. vs. N.C. A&T, 11/18/12)
3 vs. UT Martin, 11/11/12	Assts	3 vs. UT Martin, 11/11/12
0	Stls	1 vs. Northwestern State, 11/21/11
0	Blks	1 vs. Louisville, 2/23/12
13, 2x (last vs. vs. N.C. A&T, 11/18/12)	Mins	19 vs. Chicago State, 12/23/11

Career

DAVIS' MISCELLANEOUS STATISTICS

Category	2012-13	Career
Double-Figure Scoring Games	0	3
Double-Figure Rebounding Games	0	0
Double-Double Games	0	0
20-Point Scoring Games	0	0
Games Led UC in Scoring	0	0
Games Led UC in Rebounding	0	0
Games Led UC in Assists	0	0
Games With 3+ Assists	1	1
Games With 3+ Blocks	0	0
Games With 3+ Steals	0	0
Games With 3+ Three-Pointers	0	2

GAME-BY-GAME STATISTICS

2011-12 (FRESHMAN SEASON)

Opponent	Date	gs	min	Total		3-Pointers		Free throws		Rebounds				pts	avg					
				fg-fga	pct	3fg-fga	pct	ft-fga	pct	off	def	tot	avg							
ALABAMA STATE	11/13/11	11	0-1	.000	0-1	.000	0-0	.000	0	2	2	2.0	0	1	4	0	0	0.0		
NORTHWESTERN STATE	11/21/11	6	0-1	.000	0-1	.000	0-0	.000	0	2	2	2.0	2	1	1	0	1	0.0		
MIAMI (OHIO)	11/29/11	2	0-0	.000	0-0	.000	0-0	.000	0	1	1	1.7	1	0	0	0	0	0.0		
at Wright State	12/14/11	11	0-2	.000	0-2	.000	0-0	.000	0	0	0	1.3	2	0	0	0	0	0.0		
RADFORD	12/17/11	18	3-8	.375	0-1	.000	2-2	1.000	1	0	1	1.2	2	2	2	0	2	8.16		
ARKANSAS-PINE BLUFF	12/21/11	15	5-7	.714	3-4	.750	0-0	.000	1	2	3	1.5	0	1	1	0	1	13.35		
CHICAGO STATE	12/23/11	19	4-8	.500	3-5	.600	0-0	.000	1	2	3	1.7	0	1	2	0	1	11.46		
vs Oklahoma	12/29/11	3	0-0	.000	0-0	.000	0-0	.000	0	1	1	1.6	0	0	0	0	1	0.40		
at Pittsburgh	01/01/12	8	0-1	.000	0-0	.000	0-0	.000	0	0	0	1.4	2	0	0	0	1	0.36		
NOTRE DAME	01/04/12	15	4-6	.667	2-3	.667	0-2	.000	0	0	0	1.3	0	0	0	0	0	10.42		
ST. JOHN'S	01/07/12	8	1-6	.167	1-3	.333	0-0	.000	0	1	1	1.3	0	1	1	0	0	3.41		
at Georgetown	01/09/12	12	0-0	.000	0-0	.000	0-0	.000	0	1	1	1.3	0	0	0	0	0	0.38		
VILLANOVA	01/14/12	13	1-4	.250	0-2	.000	2-2	1.000	1	1	2	1.3	0	1	0	0	0	4.38		
at Connecticut	1/18/12	8	2-3	.667	0-1	.000	0-0	.000	1	0	1	1.3	1	0	1	0	1	4.38		
at West Virginia	1/21/12	11	1-3	.333	0-1	.000	0-1	.000	0	2	2	1.3	2	1	0	0	0	2.37		
SYRACUSE	01/23/12	5	0-3	.000	0-2	.000	0-0	.000	0	0	0	1.3	0	0	0	0	0	0.34		
at Rutgers	01/28/12	1	0-0	.000	0-0	.000	0-0	.000	0	0	0	1.2	0	0	0	0	0	0.32		
DEPAUL	02/04/12	11	0-2	.000	0-1	.000	0-2	.000	0	2	2	1.2	0	2	1	0	1	0.31		
at St. John's	2/8/12	12	3-5	.600	2-2	1.000	0-0	.000	0	0	0	1.2	3	1	1	0	1	8.33		
at Marquette	2/11/12	5	0-3	.000	0-1	.000	0-0	.000	0	0	0	1.1	2	1	1	0	1	0.32		
PROVIDENCE	2/15/12	5	2-3	.667	1-1	1.000	0-0	.000	0	1	1	1.1	1	1	0	0	1	5.32		
SETON HALL	02/18/12	3	0-0	.000	0-0	.000	0-0	.000	0	1	1	1.1	1	0	0	0	0	0.31		
LOUISVILLE	02/23/12	5	0-0	.000	0-0	.000	0-0	.000	0	0	0	1.0	1	0	0	0	0	0.30		
at USF	2/26/12	2	0-0	.000	0-0	.000	0-0	.000	0	1	1	1.0	0	0	0	0	0	2.8		
MARQUETTE	02/29/12	1	0-0	.000	0-0	.000	0-0	.000	0	0	0	1.0	0	0	0	0	1	0.27		
at Villanova	03/03/12	1	0-0	.000	0-0	.000	0-0	.000	0	0	0	1.0	0	0	0	0	0	0.26		
vs Ohio State	3/22/12	2	0-0	.000	0-0	.000	0-0	.000	0	0	0	0.9	0	0	0	0	0	0.25		
Totals		0	213	26-66	.394	12-31	.387	4-9	.444	5	20	25	0.9	20	14	16	1	13	68	2.5

DAVIS' CAREER STATISTICS - ALL GAMES

			Total		3-Point		F-Throws		Rebounds											Scoring	
Season	gp-gs	min/avg	fg-fga	pct	fg-fga	pct	ft-fga	pct	off	def	tot	avg	pf	fo	ast	to	blk	stl	pts	avg	
2011	27-0	213/7.9	26-66	.394	12-31	.387	4-9	.444	5	20	25	0.9	20	0	14	16	1	13	68	2.5	
2012	4-0	43/10.8	7-18	.389	3-9	.333	5-6	.833	1	9	10	2.5	6	0	5	4	0	0	22	5.5	
TOTAL	31-0	256/8.3	33-84	.393	15-40	.375	9-15	.600	6	29	35	1.1	26	0	19	20	1	13	90	2.9	

1

URBAN CHRISTIAN ACADEMY

2012-13 Season (Senior): Produced third career double-double after scoring a game-high 23 points on a season-best five 3-pointers and tying his career high of 10 rebounds vs. St. John's (1/5) ... tallied a game-high 18 points with two rebounds and two assists at Pitt (12/31) ... scored 12 points with four assists, three rebounds and one steal vs. New Mexico (12/27) ... tallied 15 points with a season-high six rebounds, four assists and two steals vs. Xavier (12/19) ... scored a team-high 14 points with four three-pointers at Marshall (12/15) ... dished out season-high nine assists and scored 20 points vs. Maryland Eastern Shore (12/8) ... scored eight points with a game-high four assists, three steals and one rebound vs. Arkansas Little-Rock (12/6) ... netted the game-winning buzzer-beater vs. Alabama (12/1), tallying eight points, one rebound, one assist and two steals ... scored game-high 17 points with season-best five 3-pointers, two steals and one assist vs. Oregon (11/24) ... totaled 14 points with three rebounds, a game-high five assists and three steals vs. Iowa State (11/23) ... scored a career-high 28 points vs. Campbell (11/20) and added five steals, two assists and one block ... produced 13 points with a season-high four steals, three boards and two assists vs. N.C. A&T (11/18) ... Scored 11 points with a game-high five assists in 22 minutes vs. Miss. Valley St. (11/13) ... scored a game-high 16 points on 6-of-10 shooting with four three-pointers to go with four rebounds and three assists against UT Martin (11/11).

Personal: Full name is Cashmere A'keem Wright ... born Jan. 9, 1990 in Savannah, Ga. ... son of Gene and Patricia Wright ... has a brother, Antonio Wright ... has a daughter, Aubri Wright ... majoring in criminal justice.

2012-13 Season

28 vs. Campbell, 11/20/12	Pts	28 vs. Campbell, 11/20/12
16 vs. St. John's, 1/5/12	FG Atts	19 vs. Louisville, 2/23/12
9 vs. St. John's, 1/5/12	FG Made	10 vs. Radford, 12/17/11
10 vs. St. John's, 1/5/12	3PT-FG Atts	13 vs. Louisville, 2/23/12
5, 2x (last vs. St. John's, 1/5/12)	3PT-FG Made	6, 2x (last vs. Louisville, 2/23/12)
10 vs. St. John's, 1/5/12	Rebs	10 at St. John's, 2/8/12
9 vs. Maryland Eastern Shore, 12/8/12	Assts	11 at Providence, 2/19/11
5 vs. Campbell, 11/20/12	Stls	7 at Villanova, 3/3/12
1 vs. Campbell, 11/20/12	Blks	2 at Miami (Ohio), 12/21/10
34 vs. St. John's, 1/5/12	Mins	40 vs. Georgetown, 3/8/12

Category	2012-13	Career
Double-Figure Scoring Games	12	53
Double-Figure Rebounding Games	1	2
Double-Double Games	1	3
20-Point Scoring Games	3	10
Games Led UC in Scoring	5	20
Games Led UC in Rebounding	1	2
Games Led UC in Assists	7	70
Games With 3+ Assists	8	77
Games With 3+ Blocks	0	0
Games With 3+ Steals	5	21
Games With 3+ Three-Pointers	9	23

2012-13 (SENIOR SEASON)

Opponent	Date	gs	min	Total fg-fga	pts	3-Pointers 3fg-3fga	pts	Free throws ft-fta	pts	Rebounds									
										off	def	tot	avg	pf	a	blk	stl	pts	avg
UT MARTIN	11/11/12 *	19	6-10	6.00	4-7	5.71	0.0	0.00	0	4	4	4.0	2.0	2	3	3	0	0	16.0
MISS. VALLEY ST.	11/13/12 *	22	4-10	4.00	3-7	4.29	0.0	0.00	0	0	0	0.0	0	5	1	1	1	11	13.3
NORTH CAROLINA A&T	11/18/12 *	18	4-10	4.00	3-8	3.75	2-4	5.00	1	2	3	2.3	2.2	2	1	0	4	13	13.3
CAMPBELL	11/20/12 *	32	8-14	5.71	4-6	6.67	8-10	8.00	0	1	1	2.0	0	2	4	1	5	28	17.0
vs Iowa State	11/23/12 *	32	5-13	3.85	0-3	0.00	4-4	1.000	0	3	3	2.2	1	5	2	0	3	14	16.4
vs Oregon	11/24/12 *	25	6-14	4.29	5-9	5.56	0-0	0.000	0	1	1	2.0	0	1	3	0	2	17	16.5
ALABAMA	12/01/12 *	31	4-9	4.44	0-2	0.00	0-0	0.000	1	0	1	1.9	3	1	4	0	2	8	15.3
UALR	12/6/12 *	20	4-10	4.00	0-5	0.00	0-0	0.000	1	0	1	1.8	0	4	3	0	3	8	14.4
UMES	12/8/12 *	24	7-8	8.75	6-7	8.57	0-0	0.000	0	4	4	2.0	2	9	1	0	1	20	15.0
at Marshall	12/15/12 *	32	5-13	3.85	4-7	5.71	0-0	0.000	0	1	1	1.9	1	3	2	0	1	14	14.5
vs Xavier	12/19/12 *	32	5-11	4.55	3-7	4.29	2-2	1.000	2	4	6	2.3	2.4	0	0	0	2	15	14.5
WRIGHT STATE	12/22/12 *	32	1-8	1.25	0-1	0.00	4-7	5.71	2	2	4	2.4	2	3	0	0	3	6	14.2
NEW MEXICO	12/27/12 *	27	4-6	6.67	3-5	6.00	1-1	1.000	0	3	3	2.5	3	4	2	0	1	12	14.0
at PITT	12/31/12 *	32	5-10	5.00	2-7	2.86	6-7	8.57	0	2	2	2.4	3	2	2	0	0	18	14.3
ST. JOHNS	1/1/13 *	34	9-16	5.63	5-10	5.00	0-0	0.000	3	7	10	2.9	2	1	2	0	4	23	14.5
Totals		15	412	77.62	47.5	42.91	462	27.35	771	10	34	44	2.9	23	49	31	3	223	14.5

Season	gp-gs	min/avg	Total		3-Point		F-Throws		Rebounds				Other Stats						Scoring	
			fg-fga	pct	fg-fga	pct	ft-fta	pct	off	def	tot	avg	pf	fo	ast	to	blk	stl	pts	avg
2009	34-11	628/18.5	64-180	.356	18-70	.257	38-64	.594	19	49	68	2.0	62	0	69	52	0	25	184	5.4
2010	35-34	889/25.4	98-236	.415	32-91	.352	84-113	.743	10	71	81	2.3	66	0	138	73	2	47	312	8.9
2011	37-36	1156/31.2	149-364	.409	63-170	.371	42-63	.667	28	112	140	3.8	81	3	169	83	2	74	403	10.9
2012	15-15	412/27.5	77-162	.475	42-91	.462	27-35	.771	10	34	44	2.9	23	0	49	31	1	32	223	14.9
TOTAL	121-96	3085/25.5	388-942	.412	155-422	.367	191-275	.695	67	266	333	2.8	232	3	425	239	5	178	1122	9.3

PLAYER GAME-BY-GAME STATISTICS


1 - CASHMERE WRIGHT • G • 6-0 • 178 • R-SR. • SAVANNAH, GA.

2011-12 (JUNIOR SEASON)

Opponent	Date	gs	min	Total		3-Pointers		Free throws		Rebounds				pf	a	t/o	blk	stl	pts	avg	
				fg-fga	pct	3fg-fga	pct	ft-fra	pct	off	def	tot	avg								
ALABAMA STATE	11/13/11	*	25	4-7	.571	2-5	.400	0-0	.000	0	3	3	3.0	1	3	4	0	0	10	10.0	
JACKSONVILLE STATE	11/15/11	*	33	9-14	.643	2-3	.667	3-4	.750	0	6	6	4.5	3	4	5	0	2	23	16.5	
PRESBYTERIAN	11/19/11	*	37	1-8	.125	0-5	.000	0-0	.000	1	1	2	3.7	2	2	3	0	1	2	11.7	
NORTHWESTERN STATE	11/21/11	*	27	4-5	.800	1-2	.500	0-0	.000	1	2	3	3.5	1	2	5	0	1	9	11.0	
MARSHALL	11/25/11	*	37	2-10	.200	0-1	.000	3-4	.750	1	1	2	3.2	3	10	0	1	4	7	10.2	
MIAMI (OHIO)	11/29/11	*	35	4-8	.500	1-3	.333	0-1	.000	0	0	0	2.7	0	7	2	0	2	9	10.0	
at Georgia	12/02/11	*	33	2-6	.333	1-2	.500	0-0	.000	1	6	7	3.3	1	5	4	0	2	5	9.3	
at Xavier	12/10/11	*	30	1-8	.125	0-3	.000	2-2	1.000	1	4	5	3.5	5	2	2	0	0	4	8.6	
at Wright State	12/14/11	*	37	5-10	.500	2-7	.286	0-2	.000	0	4	4	3.6	2	8	3	0	0	12	9.0	
RADFORD	12/17/11	*	27	10-16	.625	4-9	.444	1-2	.500	0	5	5	3.7	1	6	0	0	2	25	10.6	
ARKANSAS-PINE BLUFF	12/21/11	*	26	6-12	.500	6-10	.600	2-2	1.000	0	3	3	3.6	1	5	0	0	1	20	11.5	
CHICAGO STATE	12/23/11	*	23	5-7	.714	4-5	.800	0-0	.000	0	3	3	3.6	1	7	1	0	1	14	11.7	
vs Oklahoma	12/29/11	*	34	3-14	.214	0-4	.000	2-3	.667	0	2	2	3.5	2	5	1	0	2	8	11.4	
at Pittsburgh	01/01/12	*	33	3-10	.300	1-5	.200	0-0	.000	1	0	1	3.3	1	7	1	0	4	7	11.1	
NOTRE DAME	01/04/12	*	27	4-9	.444	0-2	.000	1-3	.333	0	2	2	3.2	3	5	1	0	5	9	10.9	
ST. JOHNS	01/07/12	*	26	3-11	.273	2-6	.333	0-0	.000	3	1	4	3.3	2	0	2	0	0	8	10.8	
at Georgetown	01/09/12	*	26	0-6	.000	0-1	.000	2-2	1.000	0	3	3	3.2	4	4	3	0	1	2	10.2	
VILLANOVA	01/14/12	*	36	2-14	.143	2-6	.333	5-8	.625	0	6	6	3.4	4	5	2	0	6	11	10.3	
at Connecticut	01/18/12	*	29	5-6	.833	3-4	.750	0-0	.000	1	0	1	3.3	2	5	4	0	1	13	10.4	
at West Virginia	01/21/12	*	39	6-14	.429	3-5	.600	2-2	1.000	2	5	7	3.5	1	4	2	1	2	17	10.8	
SYRACUSE	01/23/12	*	32	6-13	.462	5-9	.556	0-0	.000	2	2	4	3.5	2	4	2	0	0	17	11.0	
at Rutgers	01/28/12	*	34	1-7	.143	1-2	.500	0-0	.000	1	3	4	3.5	4	6	2	0	1	3	10.7	
DEPAUL	02/04/12	*	26	4-13	.308	1-4	.250	2-2	1.000	0	2	2	3.4	3	4	0	0	3	11	10.7	
at St. John's	2/8/12	*	27	6-9	.667	0-2	.000	0-1	.000	3	7	10	3.7	1	3	4	0	4	12	10.8	
at Marquette	2/11/12	*	34	4-11	.364	1-4	.250	5-6	.833	1	2	3	3.7	2	5	4	0	2	14	10.9	
PROVIDENCE	2/15/12	*	29	3-6	.500	0-2	.000	3-7	.429	3	2	5	3.7	1	5	1	0	2	9	10.8	
SETON HALL	02/18/12	*	28	4-6	.667	3-4	.750	2-2	1.000	1	1	2	3.7	0	4	0	4	1	13	10.9	
LOUISVILLE	02/23/12	*	32	8-19	.421	6-13	.462	0-1	.000	2	3	5	3.7	2	5	1	0	1	22	11.3	
at USF	2/26/12	*	31	3-5	.600	1-2	.500	0-0	.000	0	3	3	3.7	2	3	1	0	1	7	11.1	
MARQUETTE	02/29/12	*	35	0-7	.000	0-5	.000	0-0	.000	0	3	3	3.7	3	4	2	0	2	0	10.8	
at Villanova	03/03/12	*	27	3-9	.333	1-5	.200	2-2	1.000	0	5	5	3.7	1	6	0	0	7	9	10.7	
vs GEORGETOWN	3/8/12	*	40	5-11	.455	0-3	.000	0-1	.000	1	2	3	3.7	1	4	1	0	5	10	10.7	
vs Syracuse	3/9/12	*	38	4-11	.364	3-9	.333	0-0	.000	0	5	5	3.7	5	8	5	0	1	11	10.7	
vs Louisville	3/10/12	*	30	7-12	.583	2-4	.500	0-0	.000	1	1	2	3.7	2	2	5	0	2	16	10.9	
vs Texas	3/16/12	*	26	4-8	.500	1-4	.250	2-2	1.000	0	6	6	3.7	3	5	1	0	0	11	10.9	
vs Florida State	3/18/12	*	33	2-10	.200	0-4	.000	1-2	.500	0	5	5	3.8	2	6	2	0	5	5	10.7	
vs Ohio State	3/22/12	*	34	6-12	.500	4-6	.667	2-2	1.000	1	3	4	3.8	5	3	3	0	0	18	10.9	
Totals			36	1156	149-364	409	63-170	371	42-63	.667	28	112	140	3.8	81	169	83	2	74	403	10.9

2010-11 (SOPHOMORE SEASON)

Opponent	Date	gs	min	Total		3-Pointers		Free throws		Rebounds				pf	a	t/o	blk	stl	pts	avg
				fg-fga	pct	3fg-fga	pct	ft-fra	pct	off	def	tot	avg							
MOUNT ST. MARY'S	11/15/10	*	22	1-4	.250	0-1	.000	1-6	.167	0	2	2	2.0	1	4	5	0	3	3	3.0
IPFW	11/20/10	*	31	3-7	.429	0-3	.000	2-5	.400	0	1	1	1.5	3	4	2	0	4	8	5.5
FLORIDA A&M	11/22/10	*	31	5-12	.417	4-8	.500	4-5	.800	0	4	4	2.3	1	8	0	0	2	18	9.7
SAVANNAH STATE	11/24/10	*	33	3-7	.429	1-2	.500	4-4	1.000	0	3	3	2.5	2	3	4	0	1	11	10.0
vs Dayton	11/27/10	*	20	2-5	.400	0-2	.000	2-2	1.000	0	3	3	2.6	0	5	1	0	1	6	9.2
WRIGHT STATE	12/01/10	*	21	4-7	.571	0-1	.000	2-2	1.000	0	1	1	2.3	0	3	0	0	1	10	9.3
at TOLEDO	12/04/10	*	17	4-6	.667	0-0	.000	2-2	1.000	0	1	1	2.1	0	4	2	0	1	10	9.4
UTAH VALLEY	12/11/10	*	26	5-10	.500	5-9	.556	0-0	.000	0	4	4	2.4	3	2	0	0	4	15	10.1
GEORGIA SOUTHERN	12/14/10	*	19	3-4	.750	1-1	1.000	2-2	1.000	0	3	3	2.4	2	7	2	0	1	9	10.0
at Oklahoma	12/18/10	*	26	3-7	.429	2-3	.667	4-4	1.000	1	2	3	2.5	3	2	3	0	0	12	10.2
at Miami	12/21/10	*	32	5-8	.625	1-2	.500	1-2	.500	0	2	2	2.5	2	3	3	2	3	12	10.4
ST. FRANCIS (PA.)	12/23/10	*	3	2-2	1.000	1-1	1.000	1-2	.500	0	0	0	2.3	0	1	0	0	3	6	10.0
DEPAUL UNIVERSITY	12/28/10	*	16	2-8	.250	0-3	.000	0-0	.000	1	1	2	2.2	2	4	0	0	1	4	9.5
SETON HALL	12/31/10	*	21	1-6	.167	0-3	.000	4-4	1.000	0	3	3	2.3	1	4	1	0	2	6	9.3
XAVIER UNIVERSITY	01/06/11	*	27	1-5	.200	0-1	.000	8-8	1.000	0	2	2	2.3	3	4	2	0	1	10	9.3
at Villanova	01/09/11	*	22	0-3	.000	0-1	.000	7-10	.700	0	1	1	2.2	2	0	3	0	0	7	9.2
USF	01/12/11	*	30	1-7	.143	1-4	.250	8-10	.800	0	3	3	2.2	4	5	1	0	0	11	9.3
at Syracuse	1/15/11	*	24	2-5	.400	2-4	.500	0-0	.000	1	0	1	2.2	2	4	1	0	1	6	9.1
at Notre Dame	1-19-11	*	23	3-7	.429	1-3	.333	0-0	.000	0	3	3	2.2	3	6	1	0	0	7	9.0
at St. John's	01/22/11	*	33	4-6	.667	2-3	.667	0-0	.000	2	1	3	2.3	3	4	8	0	0	10	9.1
RUTGERS	01/26/11	*	26	0-0	.000	0-0	.000	2-4	.500	0	0	0	2.1	1	4	2	0	1	2	8.7
WEST VIRGINIA	01/29/11	*	17	9-13	.692	4-6	.667	2-4	.500	1	2	3	2.2	4	1	2	0	1	24	9.4
at PITT	02/05/11	*	26	1-6	.167	0-1	.000	4-6	.667	0	4	4	2.3	3	3	4	0	1	6	9.3
at DePaul University	02-08-11	*	28	4-7	.571	1-1	1.000	1-1	1.000	0	2	2	2.3	0	5	2	0	1	10	9.3
ST. JOHNS	02/13/11	*	31	2-5	.400	1-3	.333	0-0	.000	0	1	1	2.2	2	2	2	0	0	5	9.1
LOUISVILLE	02/16/11	*	29	7-15	.467	2-6	.333	4-5	.800	1	2	3	2.2	2	2	2	0	2	20	9.5
at Providence College	2/19/11	*	37	3-8	.375	0-2	.000	5-6	.833	0	4	4	2.3	1	11	3	0	1	11	9.6
at Georgetown	02/23/11	*	31	2-7	.286	0-2	.000	2-3	.667	1	4	5	2.4	1	2	2	0	3	6	9.5
CONNECTICUT	02/27/11	*	24	0-5	.000	0-2	.000	3-4	.750	1	2	3	2.4	3	4	3	0	2	3	9.2
at Marquette	3/2/11	*	34	6-9	.667	2-4	.500	1-3	.333	1	1	2	2.4	3	5	2	0	1	15	9.4
GEORGETOWN	03/05/11	*	25	2-7	.286	0-4	.000	2-2	1.000	0	2	2	2.4	1	4	2	0	1	6	9.3
vs USF	3/9/2011	*	26	0-5	.000	0-2	.000	2-2	1.000	0	3	3	2.4	3	3	3	0	1	2	9.1
vs Notre Dame	03/10/11	*	16	1-2	.500	0-0	.000	0-0	.000	0	1	1	2.4	0	2	0	0	0	2	8.9
vs Missouri	03/17/11	*	32	4-11	.364	1-2	.500	2-2	1.000	0	1	1	2.3	2	7	3	0	1	11	8.9
vs Connecticut	03/19/11	*	30	3-10	.300	0-1	.000	8-13	.667	0	2	2	2.3	3	6	2	0	2	8	8.9
Totals			34	889	98-236	.415	32-91	.352	84-173	.743	10	71	81	23	66	138	7.3	2.47	312	8.9



TITUS RUBLES

JR.-TR. • F • 6-7 • 207
DALLAS, TEXAS
BLINN COLLEGE (TEXAS)

2

Pronunciation: Titus ROO-bulls

Noting Rubles: Since joining the Bearcats this summer has changed his body composition, dropping three percent of his body fat - the biggest change of any player on the team .. has a standing reach of 8-7 and 6-10 wingspan.

2012-13 Season (Junior): Scored career-high 14 points on a season-best three 3-pointers while adding three rebounds and two assists vs. St. John's (1/5) ... dished out a team-high three assists and score five points with four rebounds at Pitt (12/31) ... scored 11 points and grabbed nine rebounds against Wright State (12/22) ... led UC with nine rebounds with two points, one assists, one block and one steal vs. Xavier (12/19) ... grabbed a game-high eight rebounds at Marshall (12/15) ... grabbed career-high 10 rebounds with seven points, four assists and one steal vs. Maryland Eastern Shore (12/8) ... had six points with two rebounds, two assists and two steals vs. Arkansas Little-Rock (12/6) ... scored 10 points with five rebounds, two assists and three steals vs. Alabama (12/1) ... recorded season-best 13 points in 17 minutes with four boards and one assist vs. Oregon (11/24) ... had 10 points with five boards, one block and one steal vs. Iowa State (11/23) ... recorded six rebounds, five points and a team-best three assists vs. Campbell (11/20) ... produced career-high four steals and scored six points with three rebounds vs. N.C. A&T (11/18) ... posted eight points to go with seven rebounds, five assists and two blocks against Miss. Valley St. (11/13) ... scored eight points and grabbed seven rebounds to go with four assists in 16 minutes during his UC debut against UT Martin (11/11).

Prior to Cincinnati: Considered by JucoJunction.com to be the No. 2 prospect in the country in the junior college ranks ... Attended Blinn College, a community college in Brenham, Texas, for the 2011-12 campaign ... earned NJCAA All-America honorable mention honors after averaging 14.5 points and a team-high 9.8 rebounds during the 2011-12 season ... shot 50 percent from the field, 72 percent from the free-throw line and swiped 51 steals ... tabbed a First Team All-Region XIV selection and all-conference honoree while leading the Buccaneers to a 27-7 record and the school's first appearance in the Region XIV Tournament title game - one game shy of competing in the NJCAA National Championship ... named a Region XIV All-Tournament first team selection after averaging 11.5 points and a tournament-best 12.3 rebounds during the tournament ... attended Independence Community College in Independence, Kan., during the 2010-11 season ... earned freshman of the year, first team All-Jayhawk Conference honors and first team all-region accolades while averaging 20.3 points and 12.3 rebounds ... prior to his stay at Independence, attended God's Academy in Grand Prairie, Texas for the 2008-09 and 2009-10 seasons ... became the all-time leading rebounder, grabbing more than 600 boards ... averaged 16.8 points, 13.6 rebounds and 4.7 blocks during the 2009-10 season.

Personal: Titus Ocean Rubles ... born Aug. 9, 1991 in Dallas, Texas ... son of Barbara Rubles and Hosie Perkins ... has four brothers: Calvin, Sidney, Darius and Nunu and one sister: Ashley ... majoring in criminal justice.

RUBLES' SEASON & CAREER HIGHS

2012-13 Season			Career
14 vs. St. John's, 1/5/12	Pts		14 vs. St. John's, 1/5/12
14 vs. Alabama, 12/1/12	FG Atts		14 vs. Alabama, 12/1/12
5, 2x (last vs. Wright State, 12/22/12)	FG Made	5, 2x (last vs. Wright State, 12/22/12)	
6 vs. St. John's, 1/5/12	3PT-FG Atts		6 vs. St. John's, 1/5/12
3 vs. St. John's, 1/5/12	3PT-FG Made		3 vs. St. John's, 1/5/12
10 vs. Maryland Eastern Shore, 12/8/12	Rebs	10 vs. Maryland Eastern Shore, 12/8/12	
5 vs. MVSU, 11/13/12	Assts		5 vs. MVSU, 11/13/12
4 N.C. A&T, 11/18/12	Stls		4 N.C. A&T, 11/18/12
2 vs. MVSU, 11/13/12	Blks		2 vs. MVSU, 11/13/12
27 vs. Iowa State, 11/23/12	Mins		27 vs. Iowa State, 11/23/12

RUBLES' MISCELLANEOUS STATISTICS

Category	2012-13	Career
Double-Figure Scoring Games	5	5
Double-Figure Rebounding Games	1	1
Double-Double Games	0	0
20-Point Scoring Games	0	0
Games Led UC in Scoring	0	0
Games Led UC in Rebounding	4	4
Games Led UC in Assists	3	3
Games With 3+ Assists	6	6
Games With 3+ Blocks	0	0
Games With 3+ Steals	3	3
Games With 3+ Three-Pointers	1	1


GAME-BY-GAME STATISTICS

2012-13 (JUNIOR SEASON)

Opponent	Date	gs	min	Total		3-Pointers		Free throws		Rebounds				pf				pts	avg
				fg-fga	pct	3fg-fga	pct	ft-fa	pct	off	def	tot	avg	a	t/o	blk	stl		
UT MARTIN	11/11/12	16	3-6	500	0-1	.000	2-4	.500	3	4	7	7.0	1	4	3	0	0	8	8.0
MISS. VALLEY ST.	11/13/12	20	3-6	500	1-2	.500	1-3	.333	0	7	7	7.0	0	5	0	2	0	8	8.0
NORTH CAROLINA A&T	11/18/12	18	2-5	400	0-1	.000	2-4	.500	0	3	3	5.7	3	2	1	0	4	6	7.3
CAMPBELL	11/20/12	19	2-3	667	0-1	.000	1-2	.500	1	5	6	5.8	4	3	2	0	0	5	6.8
vs Iowa State	11/23/12	27	4-10	400	0-4	.000	2-3	.667	0	5	5	5.6	3	0	2	1	1	10	7.4
vs Oregon	11/24/12	17	5-9	556	0-1	.000	3-3	1.000	2	2	4	5.3	4	1	4	0	0	13	8.3
ALABAMA	12/01/12	25	4-14	286	0-2	.000	2-2	1.000	3	2	5	5.3	1	1	1	0	3	10	8.6
UALR	12/06/12	17	2-7	286	0-0	.000	2-2	1.000	0	2	2	4.9	3	2	1	0	2	6	8.3
UMES	12/08/12	18	2-6	333	0-3	.000	3-4	.750	3	7	10	5.4	1	4	2	0	1	7	8.1
at Marshall	12/15/12	17	0-5	000	0-0	.000	2-2	1.000	2	6	8	5.7	3	2	2	0	3	2	7.5
vs Xavier	12/19/12	24	1-7	.143	0-4	.000	0-0	.000	3	6	9	6.0	2	1	2	1	1	2	7.0
WRIGHT STATE	12/22/12	21	5-10	500	0-1	.000	1-3	.333	3	6	9	6.3	4	3	4	0	2	11	7.3
NEW MEXICO	12/27/12	15	1-6	.167	0-1	.000	0-0	.000	0	2	2	5.9	0	1	3	0	0	2	6.9
at PITT	12/31/12	16	1-3	333	0-0	.000	3-3	1.000	2	2	4	5.8	3	3	1	0	0	5	6.8
ST. JOHNS	1/5/13	22	4-8	500	3-6	.500	3-6	.500	0	3	3	5.6	2	2	2	0	0	14	7.3
Totals		0	292	39-105	.371	4-27	.148	27-41	.659	22	62	84	5.6	34	30	4	17	109	7.3

RUBLES' CAREER STATISTICS - ALL GAMES

			Total		3-Point		F-Throws		Rebounds										Scoring	
Season	gp-gs	min/avg	fg-fga	pct	fg-fga	pct	ft-fa	pct	off	def	tot	avg	pf	fo	ast	to	blk	stl	pts	avg
2012	15-0	292/19.5	39-105	.371	4-27	.148	27-41	.659	22	62	84	5.6	34	0	34	30	4	17	109	7.3
TOTAL	15-0	292/19.5	39-105	.371	4-27	.148	27-41	.659	22	62	84	5.6	34	0	34	30	4	17	109	7.3



SHAQUILLE THOMAS

R-FR. • F • 6-7 • 187
PATERSON, N.J.
NIA PREP SCHOOL

3

Noting Thomas: Has gained 15 pounds since the summer and increased his no-step vertical by four inches ... nephew of long-time NBA veteran Tim Thomas ... his sister Essence Carson is a forward/guard for the WNBA's New York Liberty ... has a standing reach of 8-9.

2012-13 Season (R-Freshman): Totaled three rebounds and two points in seven minutes at Pitt (12/31) ... had five points with two steals and one rebound vs. New Mexico (12/27) ... posted eight points with three rebounds and two assists in 13 minutes at Marshall (12/15) ... had career highs in points (11) and rebounds (7) with three assists vs. Maryland Eastern Shore (12/8) ... scored two points with three rebounds and two steals vs. Arkansas Little-Rock (12/6) ... produced four points, three rebounds and two steals vs. Oregon (11/24) ... saw one minute of action vs. Iowa State (11/23) ... grabbed two rebounds with one assist, one steal and one block vs. Campbell (11/20) ... tallied six points, four rebounds and three assists vs. N.C. A&T (11/18) ... totaled six points with four rebounds to go with two assists in 11 minutes against Miss. Valley St. (11/13) ... scored three points to go with a rebound in his UC debut against UT Martin (11/11).

2011-12 Season: Redshirted.

Prior to Cincinnati: Played two seasons at NIA Prep in Newark, N.J., averaging 28 points and eight assists in 2010-2011 ... tabbed a four-star prospect by Rivals.com and Scout.com ... listed as the 81st-best player overall nationally by Rivals.com ... tabbed the 20th-best small forward in the country by Scout.com ... chose to attend Cincinnati over Syracuse, Boston College and Xavier.

Personal: Shaquille Jamar Thomas ... born March 25, 1992 in Paterson, N.J. ... son of Amanda Thomas and Joseph Carson ... has a brother, Isaiah, and sister, Essence Carson ... majoring in criminal justice.

THOMAS' SEASON & CAREER HIGHS

2012-13 Season		Career
11 vs. Maryland Eastern Shore, 12/8/12	Pts	11 vs. Maryland Eastern Shore, 12/8/12
8 vs. Maryland Eastern Shore, 12/8/12	FG Atts	8 vs. Maryland Eastern Shore, 12/8/12
4 vs. Maryland Eastern Shore, 12/8/12	FG Made	4 vs. Maryland Eastern Shore, 12/8/12
1, 2x (last vs. New Mexico, 12/27/12)	3PT-FG Atts	1, 2x (last vs. New Mexico, 12/27/12)
1 vs. New Mexico, 12/27/12	3PT-FG Made	1 vs. New Mexico, 12/27/12
7 vs. Maryland Eastern Shore, 12/8/12	Rebs	7 vs. Maryland Eastern Shore, 12/8/12
3, 2x (last vs. Maryland Eastern Shore, 12/8/12)	Assts	3, 2x (last vs. Maryland E. Shore, 12/8/12)
2, 3x (last vs. New Mexico, 12/27/12)	Stls	2, 3x (last vs. New Mexico, 12/27/12)
1, 2x (at Marshall, 12/15/12)	Blks	1, 2x (at Marshall, 12/15/12)
22 vs. Maryland Eastern Shore, 12/8/12	Mins	22 vs. Maryland Eastern Shore, 12/8/12

THOMAS' MISCELLANEOUS STATISTICS

Category	2012-13	Career
Double-Figure Scoring Games	1	1
Double-Figure Rebounding Games	0	0
Double-Double Games	0	0
20-Point Scoring Games	0	0
Games Led UC in Scoring	0	0
Games Led UC in Rebounding	0	0
Games Led UC in Assists	0	0
Games With 3+ Assists	2	2
Games With 3+ Blocks	0	0
Games With 3+ Steals	0	0
Games With 3+ Three-Pointers	0	0

GAME-BY-GAME STATISTICS

2012-13 (FRESHMAN SEASON)

Opponent	Date	gs	min	Total		3 Pointers		Free throws		Rebounds		pf	a	to	blk	stl	pts	avg			
				fg-fga	pct	3fg-fga	pct	ft-fa	pct	off	def								tot	avg	
UT MARTIN	11/11/12	12	1-4	250	0-0	0-0	1-2	500	0	1	1	1.0	1	0	1	0	0	3.0			
MISS. VALLEY ST.	11/13/12	11	3-3	1,000	0-0	0-0	0-0	0-0	2	2	4	2.5	0	2	2	0	0	6.5			
NORTH CAROLINA A&T	11/18/12	20	3-8	375	0-1	0-0	0-0	0-0	1	3	4	3.0	0	1	3	2	0	6.5			
CAMPBELL	11/20/12	6	0-0	0-0	0-0	0-0	0-0	0-0	0	2	2	2.8	0	1	0	1	1	0	3.8		
vs Iowa State	11/23/12	1	0-0	0-0	0-0	0-0	0-0	0-0	0	0	0	2.2	0	0	0	0	0	0	3.0		
vs Oregon	11/24/12	9	1-3	333	0-0	0-0	0-0	2-3	667	2	1	3	2.3	1	0	0	0	2	4	3.2	
UALR	12/6/12	12	1-4	250	0-1	0-0	0-0	0-0	0	1	2	3	2.4	1	0	0	0	2	2	3.0	
UMES	12/8/12	22	4-8	500	0-1	0-0	0-0	3-4	750	3	4	7	3.0	0	3	0	0	1	11	4.0	
at Marshall	12/15/12	13	3-4	750	0-0	0-0	0-0	2-4	500	2	1	3	3.0	0	3	2	1	1	0	8	4.4
vs Xavier	12/19/12	10	1-2	500	0-0	0-0	0-0	0-0	0-0	2	0	2	2.9	0	0	2	0	0	2	4.2	
WRIGHT STATE	12/22/12	12	0-3	0-0	0-0	0-0	0-0	1-2	500	1	1	2	2.8	0	0	0	0	0	1	3.9	
NEW MEXICO	12/27/12	18	2-5	400	1-1	1,000	0-0	0-0	0-0	1	0	1	2.7	0	0	1	0	2	5	4.0	
at PITT	12/31/12	7	1-2	500	0-0	0-0	0-0	0-2	0-0	2	1	3	2.7	0	0	2	0	0	2	3.8	
ST. JOHN'S	1/5/13	7	0-1	0-0	0-0	0-0	0-0	0-0	0-0	1	0	1	2.6	0	0	0	0	0	0	3.6	
Totals		0	160	20-47	426	1-4	250	9-17	529	18	18	36	2.6	7	11	11	2	8	50	3.6	

THOMAS' CAREER STATISTICS - ALL GAMES

			Total		3-Point		F-Throws		Rebounds										Scoring	
Season	gp-gs	min/avg	fg-fga	pct	fg-fga	pct	ft-fa	pct	off	def	tot	avg	pf	fo	ast	to	blk	stl	pts	avg
2012	14-0	160/11.4	20-47	.426	1-4	.250	9-17	.529	18	18	36	2.6	7	0	11	11	2	8	50	3.6
TOTAL	14-0	160/11.4	20-47	.426	1-4	.250	9-17	.529	18	18	36	2.6	7	0	11	11	2	8	50	3.6



JUSTIN JACKSON

JR. • F • 6-8 • 213

COCOA BEACH, FLA.

ARLINGTON COUNTRY DAY

5

Noting Jackson: Has only six percent body fat ... owns a standing reach of 8-11.

2012-13 Season (Junior): Grabbed eight rebounds with three steals, one block and one assist vs. New Mexico (12/27) ... had nine points, seven rebounds and two blocks vs. Wright State (12/22) ... recorded five rebounds, two assists and one steal vs. Xavier (12/19) ... tallied 10 points on 5 of 6 shooting with three steals at Marshall (12/15) ... scored a season-high nine points with seven rebounds, two assists, three blocks and one steal vs. Maryland Eastern Shore (12/8) ... recorded a career-high four steals and added seven points with four rebounds and a team-best four assists vs. Arkansas Little-Rock (12/6) ... blocked a season-high four shots and secured two boards with one assist and one steal vs. Alabama (12/1) ... grabbed five rebounds, scored two points and dished out a career-high-tying four assists with one block and one steal vs. Oregon (11/24) ... hauled in team-best six rebounds and scored four points with game-high three blocks and one steal vs. Iowa State (11/23) ... produced season-best three blocks with six rebounds, two points and one assist vs. Campbell (11/20) ... totaled six points, seven boards, three assists and a career-high-tying three steals vs. N.C. A&T (11/18) ... grabbed a game-high eight rebounds to go with five points againsts Miss. Valley St. (11/13) ... scored seven points and grabbed a career-high 11 rebounds in the season opener against UT Martin (11/11).

2011-12 Season (Sophomore): Played in 37 games with 20 starts, averaging 21.1 minutes ... led UC with 61 blocks and ranked fifth in the BIG EAST, averaging 1.7 blocks per game ... recorded a career-high seven blocks against Marquette (2/29) ... rejected at least three shots in 10 games during the season ... shot 52.0 percent from the field (77-of-148) ... scored in double figures in four games ... led UC in rebounding in five games ... handed out three or more assists in six games ... tallied eight points, six rebounds and four blocks against Ohio State (3/22) in the NCAA tournament east region semifinal ... recorded six blocks and three rebounds vs. Louisville (3/10) ... tallied eight points, seven rebounds, two steals and a block at USF (2/26) ... handed out a career-high four assists against Seton Hall (2/18) ... posted 10 points on 4-of-8 shooting with a league season-high eight rebounds in 16 minutes at Marquette (2/11) ... scored a career-high 14 points on 5-of-5 shooting to go with two blocks and two steals against DePaul (2/4) ... netted 11 points vs. Chicago State (12/23) ... scored 11 points with eight rebounds and three blocks at Wright State (12/14).

Personal: Full name is Justin LeShayne Jackson ... born Oct. 13, 1990 ... son of Shannan and Larry Jackson ... has two brothers, LaTray Green and Corbin Jackson, and a sister, Shaulya Murray ... majoring in criminal justice.

JACKSON'S SEASON & CAREER HIGHS

2012-13 Season			Career
10 at Marshall, 12/15/12	Pts	14 vs. DePaul, 2/4/12	
10 vs. Wright State, 12/22/12	FG Atts	10 vs. Wright State, 12/22/12	
5 at Marshall, 12/15/12	FG Made	3, 3x (last vs. N.C. A&T, 11/18/12)	
2 vs. Alabama, 12/1/12	3PT-FG Atts	2, 3x (last vs. Alabama, 12/1/12)	
1 vs. Maryland Eastern Shore, 12/8/12	3PT-FG Made	1, 2x (last vs. Maryland E. Shore, 12/8/12)	
11 vs. UT Martin, 11/11/12	Rebs	11 vs. UT Martin, 11/11/12	
4, 2x (last Arkansas Little-Rock, 12/6/12)	Assts	4, 3x (last Arkansas Little-Rock, 12/6/12)	
4 vs. Arkansas Little-Rock, 12/6/12	Stls	4 vs. Arkansas Little-Rock, 12/6/12	
4 vs. Alabama, 12/1/12	Blks	7 vs. Marquette, 2/29/12	
29 vs. Arkansas Little-Rock, 12/6/12	Mins	35 vs. Miami (Ohio), 11/29/11	

JACKSON'S MISCELLANEOUS STATISTICS

Category	2012-13	Career
Double-Figure Scoring Games	1	5
Double-Figure Rebounding Games	1	1
Double-Double Games	0	0
20-Point Scoring Games	0	0
Games Led UC in Scoring	0	0
Games Led UC in Rebounding	4	10
Games Led UC in Assists	2	4
Games With 3+ Assists	4	11
Games With 3+ Blocks	4	14
Games With 3+ Steals	4	8
Games With 3+ Three-Pointers	0	0

GAME-BY-GAME STATISTICS

2012-13 (JUNIOR SEASON)

Opponent	Date	gp	min	Total		3-Pointers		Free throws		Rebounds			pts		
				fg-fga	pct	3fg-fga	pct	ft-fa	pct	off	def	tot	pf	a	blk
UT MARTIN	11/11/12	*	24	3-6	.500	0-1	.000	1-4	.250	3	8	11	11.0	2	2
MISS. VALLEY ST.	11/13/12	*	15	2-3	.667	0-0	.000	1-2	.500	1	7	8	9.5	4	0
NORTH CAROLINA A&T	11/18/12	*	16	3-6	.500	0-0	.000	0-0	.000	4	3	7	8.7	1	3
CAMPBELL	11/20/12	*	13	1-4	.250	0-1	.000	0-0	.000	1	5	6	8.0	4	1
vs Iowa State	11/23/12	*	17	2-5	.400	0-1	.000	0-0	.000	2	4	6	7.6	4	0
vs Oregon	11/24/12	*	24	0-2	.000	0-0	.000	2-2	1.000	2	3	5	7.2	4	1
ALABAMA	12/01/12	*	15	0-3	.000	0-2	.000	0-0	.000	0	2	2	6.4	1	1
UALR	12/6/12	*	29	3-5	.600	0-1	.000	1-4	.250	2	2	4	6.1	1	4
UMES	12/8/12	*	22	4-8	.500	1-2	.500	0-0	.000	2	5	7	6.2	0	2
at Marshall	12/15/12	*	20	5-6	.833	0-0	.000	0-0	.000	1	0	1	5.7	3	1
vs Xavier	12/19/12	*	18	0-0	.000	0-0	.000	0-0	.000	0	5	5	5.6	5	2
WRIGHT STATE	12/22/12	*	26	4-10	.400	0-3	.000	1-2	.500	3	4	7	5.8	1	1
NEW MEXICO	12/27/12	*	21	0-6	.000	0-0	.000	0-0	.000	3	5	8	5.9	0	1
at PITT	12/31/12	*	20	1-3	.333	0-0	.000	2-2	1.000	1	2	3	5.7	2	0
ST. JOHN'S	1/5/13	*	16	0-2	.000	0-0	.000	0-0	.000	0	1	1	5.4	4	0
Totals			15	296	28-69	.406	1-11	.091	8-16	.500	25	56	81	5.4	36

JACKSON'S CAREER STATISTICS - ALL GAMES

Season	gp-gs	min/avg	Total		3-Point		F-Throws		Rebounds				Scoring			
			fg-fga	pct	fg-fga	pct	ft-fa	pct	off	def	tot	avg	pf	fo	ast	to
2010	35-0	452/12.9	39-74	.527	1-3	.333	10-33	.303	30	58	88	2.5	71	2	24	36
2011	37-20	780/21.1	77-148	.520	0-7	.000	34-65	.523	72	84	156	4.2	116	7	39	55
2012	15-15	296/19.7	28-69	.406	1-11	.091	8-16	.500	25	56	81	5.4	36	1	24	26
TOTAL	87-35	1528/17.6	144-291	.495	2-21	.095	52-114	.456	127	198	325	3.7	223	10	87	117

PLAYER GAME-BY-GAME STATISTICS


5 - JUSTIN JACKSON • F • 6-8 • 213 • JR. • COCOA BEACH, FLA.

2011-12 (SOPHOMORE SEASON)

Opponent	Date	gs	min	Total		3-Pointers		Free throws		Rebounds			pf	a	t/o	blk	stl	pts	avg		
				fg-fga	pct	3fg-fga	pct	ft-fla	pct	off	def	tot								avg	
ALABAMA STATE	11/13/11	*	29	2-3	.667	0-1	.000	0-0	.000	0	7	7	7.0	0	3	1	3	3	4	4.0	
JACKSONVILLE STATE	11/15/11	*	29	2-3	.667	0-0	.000	3-5	.600	5	4	9	8.0	5	3	2	3	2	7	5.5	
PRESBYTERIAN	11/19/11	*	31	4-8	.500	0-0	.000	1-2	.500	5	4	9	8.3	5	1	3	2	3	9	6.7	
NORTHWESTERN STATE	11/21/11	*	25	1-5	.200	0-1	.000	1-4	.250	1	6	7	8.0	1	1	1	3	1	3	5.8	
MARSHALL	11/25/11	*	33	4-5	.800	0-0	.000	0-0	.000	3	3	6	7.6	3	1	3	1	2	8	6.2	
MIAMI (OHIO)	11/29/11	*	35	1-4	.250	0-0	.000	0-1	.000	0	3	3	6.8	1	0	1	0	1	2	5.5	
at Georgia	12/02/11		18	0-2	.000	0-1	.000	0-0	.000	0	2	2	6.1	5	0	1	2	0	0	4.7	
at Xavier	12/10/11	*	12	0-0	.000	0-0	.000	0-0	.000	0	2	2	5.6	3	0	1	0	0	0	4.1	
at Wright State	12/14/11	*	20	4-5	.800	0-0	.000	3-6	.500	4	4	8	5.9	5	1	2	3	0	11	4.9	
RADFORD	12/17/11	*	21	2-3	.667	0-0	.000	2-4	.500	0	2	2	5.5	2	0	0	4	0	6	5.0	
ARKANSAS-PINE BLUFF	12/21/11	*	15	2-3	.667	0-0	.000	0-1	.000	4	4	8	5.7	3	1	2	0	2	4	4.9	
CHICAGO STATE	12/23/11		18	4-4	1.000	0-0	.000	3-3	1.000	1	2	3	5.5	1	2	3	2	0	11	5.4	
vs Oklahoma	12/29/11	*	13	1-3	.333	0-0	.000	0-0	.000	1	1	2	5.2	5	0	1	0	0	2	5.2	
at Pittsburgh	01/01/12	*	32	3-9	.333	0-1	.000	0-0	.000	3	4	7	5.4	4	1	3	3	2	6	5.2	
NOTRE DAME	01/04/12	*	23	1-4	.250	0-2	.000	3-4	.750	2	5	7	5.5	2	0	1	0	0	5	5.2	
ST. JOHN'S	01/07/12	*	21	2-3	.667	0-0	.000	0-0	.000	1	0	1	5.2	4	2	1	1	1	4	5.1	
at Georgetown	01/09/12		26	2-3	.667	0-1	.000	3-4	.750	0	0	0	4.9	4	0	1	0	1	7	5.2	
VILLANOVA	01/14/12	*	26	4-6	.667	0-0	.000	0-0	.000	1	2	3	4.8	4	3	0	2	2	8	5.4	
at Connecticut	1/18/12	*	19	0-1	.000	0-0	.000	0-0	.000	3	1	4	4.7	4	1	0	1	1	0	5.1	
at West Virginia	1/21/12	*	25	3-5	.600	0-0	.000	0-0	.000	2	1	3	4.7	4	3	0	0	0	6	5.2	
SYRACUSE	01/23/12	*	27	2-7	.286	0-0	.000	0-0	.000	2	0	2	4.5	2	3	4	1	1	4	5.1	
at Rutgers	01/28/12	*	17	0-3	.000	0-0	.000	0-2	.000	1	2	3	4.5	4	2	2	1	2	0	4.9	
DEPAUL	02/04/12		23	5-5	1.000	0-0	.000	4-8	.500	2	2	4	4.4	2	1	0	2	2	14	5.3	
at St. John's	2/8/12		6	1-3	.333	0-0	.000	1-2	.500	1	0	1	4.3	0	0	0	1	0	3	5.2	
at Marquette	2/11/12		16	4-8	.500	0-0	.000	2-2	1.000	5	3	8	4.4	4	0	4	1	1	10	5.4	
PROVIDENCE	2/15/12		12	4-4	1.000	0-0	.000	0-0	.000	3	1	4	4.4	2	1	0	0	0	8	5.5	
SETON HALL	02/18/12		18	1-4	.250	0-0	.000	0-0	.000	1	1	2	4.3	3	4	2	0	0	2	5.3	
LOUISVILLE	02/23/12		20	0-2	.000	0-0	.000	2-4	.500	2	4	6	4.4	3	0	0	1	1	2	5.2	
at USF	2/25/12		26	3-6	.500	0-0	.000	2-2	1.000	4	3	7	4.5	3	0	2	1	2	8	5.3	
MARQUETTE	02/29/12		13	3-3	1.000	0-0	.000	0-0	.000	2	2	4	4.5	2	0	0	7	1	6	5.3	
at Villanova	03/03/12	*	17	3-6	.500	0-0	.000	0-1	.000	1	0	1	4.4	5	0	2	0	0	6	5.4	
vs GEORGETOWN	3/8/12		21	1-3	.333	0-0	.000	3-4	.750	3	0	3	4.3	1	2	3	1	0	5	5.3	
vs Syracuse	3/9/12		16	2-4	.500	0-0	.000	0-2	.000	4	0	4	4.3	4	2	2	3	0	4	5.3	
vs Louisville	3/10/12		28	0-2	.000	0-0	.000	0-0	.000	0	4	4	4.3	3	0	2	6	1	0	5.1	
vs Texas	3/16/12		14	1-3	.333	0-0	.000	0-2	.000	2	2	4	4.3	4	0	0	0	0	2	5.1	
vs Florida State	3/18/12		15	1-1	1.000	0-0	.000	1-2	.500	0	0	0	4.2	4	1	1	2	1	3	5.0	
vs Ohio State	3/22/12		20	4-5	.800	0-0	.000	0-0	.000	3	3	6	4.2	5	0	4	0	0	8	5.1	
Totals			20	780	77-148	.520	0-7	.000	34-65	.523	72	84	156	4.2	116	39	55	61	33	188	5.1

2010-11 (FRESHMAN SEASON)

Opponent	Date	gs	min	Total		3-Pointers		Free throws		Rebounds			pf	a	t/o	blk	stl	pts	avg	
				fg-fga	pct	3fg-fga	pct	ft-fla	pct	off	def	tot								avg
MOUNT ST. MARY'S	11/15/10	26	0-3	.000	0-1	.000	0-0	.000	1	3	4	4.0	3	2	0	2	3	0	0.0	
IPFW	11/20/10	8	0-0	.000	0-0	.000	1-2	.500	0	1	2.5	0	0	0	0	0	0	1.0		
FLORIDA A&M	11/22/10	10	0-1	.000	0-0	.000	1-2	.500	0	2	2.3	4	1	1	0	0	1	0.7		
SAVANNAH STATE	11/24/10	3	0-1	.000	0-0	.000	0-0	.000	0	1	2.0	0	0	1	0	0	0	0.5		
vs Dayton	11/27/10	18	2-2	1.000	0-0	.000	1-5	.200	3	4	7	3.0	3	1	1	2	1	5.4		
WRIGHT STATE	12/01/10	14	1-2	.500	0-0	.000	0-0	.000	2	1	3	3.0	3	2	0	1	2	1.5		
at TOLEDO	12/04/10	11	0-0	.000	0-0	.000	2-4	.500	0	0	2.6	3	0	1	0	2	2	1.6		
UTAH VALLEY	12/11/10	10	1-1	1.000	0-0	.000	0-0	.000	0	4	2.8	3	0	2	1	0	2	1.6		
GEORGIA SOUTHERN	12/14/10	17	2-3	.667	0-0	.000	0-1	.000	2	3	5	3.0	1	3	0	0	0	4.1		
at Oklahoma	12/18/10	6	1-1	1.000	0-0	.000	0-1	.000	0	1	2.8	1	0	1	0	0	2	1.9		
at Miami	12/21/10	7	1-1	1.000	0-0	.000	0-0	.000	0	1	2.6	2	0	0	0	0	2	1.9		
ST. FRANCIS (PA.)	12/23/10	15	3-5	.600	1-2	.500	0-0	.000	2	2	4	2.8	2	1	3	1	1	7	2.3	
DEPAUL UNIVERSITY	12/28/10	8	0-2	.000	0-0	.000	0-0	.000	0	1	2.6	3	1	0	0	0	0	2.2		
SETON HALL	12/31/10	2	0-0	.000	0-0	.000	0-0	.000	0	1	2.5	1	0	0	0	0	0	2.0		
XAVIER UNIVERSITY	01/06/11	2	0-0	.000	0-0	.000	0-0	.000	0	0	2.3	1	0	0	0	0	0	1.9		
at Villanova	01/09/11	22	1-1	1.000	0-0	.000	1-2	.500	1	2	3	2.4	1	0	1	1	2	3	1.9	
USF	01/12/11	10	1-1	1.000	0-0	.000	1-2	.500	0	0	2.2	1	1	2	1	2	3	2.0		
at Syracuse	1/15/11	12	1-4	.250	0-0	.000	0-0	.000	1	1	2.2	2	1	1	0	0	0	2.0		
at Notre Dame	1-19-11	10	0-0	.000	0-0	.000	0-0	.000	1	1	2.2	4	0	0	0	0	0	1.9		
at St. John's	01/22/11	29	4-6	.667	0-0	.000	0-0	.000	1	5	6	2.4	4	1	2	1	2	8	2.2	
RUTGERS	01/26/11	11	1-1	1.000	0-0	.000	0-0	.000	0	0	2.3	1	0	1	0	0	0	2.2		
WEST VIRGINIA	01/29/11	12	0-0	.000	0-0	.000	0-0	.000	0	0	2.2	5	0	0	1	0	0	2.1		
at PITT	02/05/11	17	4-6	.667	0-0	.000	0-1	.000	4	2	6	2.3	5	2	4	1	2	8	2.3	
at DePaul University	02-08-11	2	0-0	.000	0-0	.000	0-0	.000	0	0	2.3	1	0	1	0	0	0	2.3		
ST. JOHN'S	02/13/11	27	1-3	.333	0-0	.000	0-1	.000	3	3	6	2.4	0	1	1	1	3	2	2.2	
LOUISVILLE	02/16/11	20	1-2	.500	0-0	.000	1-3	.333	1	3	4	2.5	0	3	1	0	1	3	2.3	
at Providence College	2/19/11	15	2-3	.667	0-0	.000	1-2	.500	0	4	4	2.5	1	0	0	1	1	5	2.4	
at Georgetown	02/23/11	29	3-9	.333	0-0	.000	0-1	.000	2	4	6	2.6	3	2	1	2	1	6	2.5	
CONNECTICUT	02/27/11	19	2-2	1.000	0-0	.000	0-0	.000	1	3	4	2.7	2	2	6	2	0	4	2.6	
at Marquette	3/2/11	10	2-5	.400	0-0	.000	0-0	.000	2	0	2.7	2	0	1	0	2	4	2.6		
GEORGETOWN	03/05/11	7	0-0	.000	0-0	.000	1-2	.500	0	1	2.6	2	0	0	0	0	0	1	2.5	
vs USF	3/9/2011	7	1-2	.500	0-0	.000	0-0	.000	1	0	1	2.6	3	0	1	0	0	2	2.5	
vs Notre Dame	03/10/11	14	2-4	.500	0-0	.000	0-4	.000	1	1	2	2.5	2	0	2	0	1	4	2.6	
vs Missouri	03/17/11	12	2-3	.667	0-0	.000	0-0	.000	1	3	4	2.6	0	0	1	0	0	4	2.6	
vs Connecticut	03/19/11	10	0-0	.000	0-0	.000	0-0	.000	0	0	2.5	3	0	1	0	0	0	2.5		
Totals		0	452	39-74	.527	1-3	.333	10-33	.303	30	58	88	2.5	71	24	36	18	26	89	2.5



ALEX EPPENSTEINER

SR. • C • 6-4 • 190
CINCINNATI, OHIO
ELDER

10

2012-13 Season (Senior): Scored two points vs. Maryland Eastern Shore (12/8) ... played three minutes vs. Arkansas Little-Rock (12/6) ... totaled one point, one rebound, an assist and a steal in one minute of play vs. N.C. A&T (11/18) ... Handed out an assist in three minutes of play vs. Miss. Valley St.(11/13) ... saw one minute of play against UT Martin in the season opener, recording one steal.

2011-12 Season (Junior): Played in eight games without a start, averaging 2.1 minutes ... made his first career three-pointer and finished with three points in three minutes against Chicago State (12/23) ... tallied two points with an assist while grabbing his first career rebound in four minutes against Arkansas-Pine Bluff (12/21) ... posted two points with a rebound and one assist in four minutes against Radford (12/17) ... made a free throw against St. John's (2/8).

Personal: Full name is Alex Joseph Eppenstein ... born Dec. 26, 1990 ... son of Janis and John Eppenstein ... has two brothers, John and Ross, and one sister, Rose ... majoring in business.

EPPENSTEINER'S SEASON & CAREER HIGHS

2012-13 Season		Career
2 vs. Maryland Eastern Shore, 12/8/12	Pts	3 vs. Chicago State, 12/23/11
1, 2x (last vs. Maryland Eastern Shore, 12/8/12)	FG Atts	3 vs. Chicago State, 12/23/11
1 vs. Maryland Eastern Shore, 12/8/12	FG Made	1, 3x (last vs. Maryland E. Shore, 12/8/12)
1 vs. UT Martin, 11/11/12	3PT-FG Atts	2 vs. Chicago State, 12/23/11
0	3PT-FG Made	1 vs. Chicago State, 12/23/11
1 vs. N.C. A&T, 11/18/12	Rebs	1, 2x (last vs. N.C. A&T, 11/18/12)
1, 2x (last vs. N.C. A&T, 11/18/12)	Assts	2 vs. Texas Southern, 12/1/09
1, 2x (last vs. N.C. A&T, 11/18/12)	Stls	1, 2x (last vs. UT Martin, 11/11/12)
0	Blks	0
3 vs. MVSU, 11/13/12	Mins	5 vs. Texas Southern, 12/1/09

EPPENSTEINER'S MISCELLANEOUS STATISTICS

Category	2012-13	Career
Double-Figure Scoring Games	0	0
Double-Figure Rebounding Games	0	0
Double-Double Games	0	0
20-Point Scoring Games	0	0
Games Led UC in Scoring	0	0
Games Led UC in Rebounding	0	0
Games Led UC in Assists	0	0
Games With 3+ Assists	0	0
Games With 3+ Blocks	0	0
Games With 3+ Steals	0	0
Games With 3+ Three-Pointers	0	0

GAME-BY-GAME STATISTICS

2012-13 (SENIOR SEASON)

Opponent	Date	gs	min	Total fg-fga	pct	3-Pointers 3fg-fga	pct	Free throws ft-fa	pct	Rebounds off def tot avg	pf	a	t/o	blk	stl	pts	avg
UT MARTIN	11/11/12	1	0-1	.000	0-1	.000	0-0	.000	0 0 0 0.0	0 0 0 0.0	0	0	0	0	1	0	0.0
MISS. VALLEY ST.	11/13/12	3	0-0	.000	0-0	.000	0-0	.000	0 0 0 0.0	0 1 0 0.0	0	1	0	0	0	0	0.0
NORTH CAROLINA A&T	11/18/12	1	0-0	.000	0-0	.000	1-2	.500	0 1 1 0.3	0 1 0 0.1	1	1	0	0	1	1	0.3
UALR	12/6/12	3	0-2	.000	0-0	.000	0-0	.000	0 0 0 0.0	0 0 0 0.0	0	0	0	0	0	0	0.0
UMES	12/8/12	2	1-1	1.000	0-0	.000	0-0	.000	0 0 0 0.0	0 2 0 0.0	0	0	0	0	0	2	0.6
Totals		0	10	1-4	.250	0-1	.000	1-2	.500	0 1 1 0.2	0	2	0	0	2	3	0.6

2011-12 (JUNIOR SEASON)

Opponent	Date	gs	min	Total fg-fga	pct	3fg-fga	pct	ft-fa	pct	Rebounds off def tot avg	pf	a	t/o	blk	stl	pts	avg
ALABAMA STATE	11/13/11	2	0-0	.000	0-0	.000	0-0	.000	0 0 0 0.0	0 0 0 0.0	0	0	0	0	0	0	0.0
NORTHWESTERN STATE	11/21/11	0	0-0	.000	0-0	.000	0-0	.000	0 0 0 0.0	0 0 0 0.0	0	0	0	0	0	0	0.0
at Wright State	12/14/11	1	0-0	.000	0-0	.000	0-0	.000	0 0 0 0.0	0 0 0 0.0	0	0	0	0	0	0	0.0
RADFORD	12/17/11	4	0-0	.000	0-0	.000	0-0	.000	0 0 0 0.0	0 0 0 0.0	2	1	0	0	0	0	0.0
ARKANSAS-PINE BLUFF	12/21/11	4	1-1	1.000	0-0	.000	0-0	.000	0 1 1 0.2	2 1 0 0.0	1	1	0	0	0	2	0.4
CHICAGO STATE	12/23/11	3	1-3	.333	1-2	.500	0-0	.000	0 0 0 0.0	0 2 0 0.0	0	0	0	0	0	3	0.8
at St. John's	2/8/12	2	0-0	.000	0-0	.000	1-2	.500	0 1 1 0.3	0 0 0 0.0	1	1	0	0	0	1	0.9
at Marquette	2/11/12	1	0-0	.000	0-0	.000	0-0	.000	0 0 0 0.0	0 3 0 0.0	0	0	0	0	0	0	0.8
Totals		0	17	2-4	.500	1-2	.500	1-2	.500	0 2 2 0.3	4	2	2	0	0	6	0.8

2010-11 (SOPHOMORE SEASON)


Opponent	Date	Total					3-Pointers		Free throws		Rebounds					pf	a	t/o	blk	stl	pts	avg
		gs	min	fg-fga	pct	3fg-fga	pct	ft-fa	pct	off	def	tot	avg									
vs Dayton	11/27/10	1	0-0	.000	0-0	.000	0-0	.000	0	0	0	0.0	0	0	0	0	0	0	0	0	0	0.0
at TOLEDO	12/04/10	1	0-0	.000	0-0	.000	0-0	.000	0	0	0	0.0	0	0	0	0	0	0	0	0	0	0.0
GEORGIA SOUTHERN	12/14/10	3	0-1	.000	0-0	.000	2-2	1.000	0	0	0	0.0	0	0	0	0	0	0	0	2	0.7	
ST. FRANCIS (PA.)	12/23/10	2	0-0	.000	0-0	.000	0-0	.000	0	0	0	0.0	0	0	0	0	0	0	1	0	0.5	
GEORGETOWN	03/05/11	1	1-1	1.000	0-0	.000	0-0	.000	0	0	0	0.0	0	0	0	0	0	0	0	2	0.8	
vs USF	3/9/2011	1	0-0	.000	0-0	.000	0-0	.000	0	0	0	0.0	0	0	0	0	0	0	0	0	0.7	
vs Missouri	03/17/11	1	0-0	.000	0-0	.000	0-0	.000	0	0	0	0.0	0	0	0	0	0	0	0	0	0.6	
Totals		0	10	1-2	.500	0-0	.000	2-2	1.000	0	0	0	0.0	0	0	0	0	0	1	4	0.6	

2009-10 (FRESHMAN SEASON)

Opponent	Date	gs	min	Total fg-fga	pct	3fg-fga	pct	ft-fa	pct	Rebounds off def tot avg	pf	a	t/o	blk	stl	pts	avg
TOLEDO	11/18/09	1	0-1	.000	0-0	.000	0-0	.000	0 0 0 0.0	0 0 0 0.0	0	0	0	0	0	0	0.0
TEXAS SOUTHERN	12/01/09	5	0-1	.000	0-0	.000	0-0	.000	0 0 0 0.0	0 0 0 0.0	2	1	0	0	0	0	0.0
LIPSCOMB	12/19/09	2	0-0	.000	0-0	.000	0-0	.000	0 0 0 0.0	0 0 0 0.0	0	0	0	0	0	0	0.0
CS BAKERSFIELD	01/06/10	1	0-1	.000	0-1	.000	0-2	.000	0 0 0 0.0	1 0 0 0.0	0	0	0	0	0	0	0.0
WEBER STATE	03/17/10	1	0-0	.000	0-0	.000	0-0	.000	0 0 0 0.0	0 0 0 0.0	0	0	0	0	0	0	0.0
DAYTON	03/22/10	0	0-0	.000	0-0	.000	0-0	.000	0 0 0 0.0	0 0 0 0.0	0	0	0	0	0	0	0.0
Totals		0	10	0-3	.000	0-1	.000	0-2	.000	0 0 0 0.0	1	2	1	0	0	0	0.0

EPPENSTEINER'S CAREER STATISTICS - ALL GAMES

			Total		3-Point		F-Throws		Rebounds											Scoring	
Season	gp-gs	min/avg	fg-fga	pct	fg-fga	pct	ft-fa	pct	off	def	tot	avg	pf	fo	ast	to	blk	stl	pts	avg	
2009	6-0	10/1.7	0-3	.000	0-1	.000	0-2	.000	0	0	0	0.0	1	0	2	1	0	0	0	0.0	
2010	7-0	10/1.4	1-2	.500	0-0	.000	2-2	1.000	0	0	0	0.0	0	0	0	0	0	1	4	0.6	
2011	8-0	17/2.1	2-4	.500	1-2	.500	1-2	.500	0	2	2	0.3	4	0	2	2	0	0	6	0.8	
2012	5-0	10/2.0	1-4	.250	0-1	.000	1-2	.500	0	1	1	0.2	0	0	2	0	0	2	3	0.6	
TOTAL	26-0	47/1.8	4-13	.308	1-4	.250	4-8	.500	0	3	3	0.1	5	0	6	3	0	3	13	0.5	



CHEIKH MBODJ

SR-TR. • C • 6-10 • 236

DAKAR, SENEGAL

GRAYSON COUNTY COLLEGE (TEXAS)

13

Pronunciation: sheck MUHDj (MUHD rhymes with WOOD)

Noting Mbodj: Rededicated himself in the offseason, dropping 30 pounds and increasing his no-step vertical by five inches - the biggest change of any player on the team ... has a standing reach of 9-3 and a 7-4.5 wing span ... speaks three languages: English, French and Wolof.

2012-13 Season (Senior): Tied career high with 10 rebounds and added three points, one assist, one block and one steal vs. St. John's (1/5) ... tied with JaQuon Parker with team-best five rebounds and scored six points with one block and one steal at Pitt (12/31) ... produced a career-high 10 rebounds with four points, three blocks and one assist vs. New Mexico (12/27) ... blocked four shots and grabbed five rebounds with three points vs. Xavier (12/19) ... posted nine points on 4-of-4 shooting with four rebounds at Marshall (12/15) ... tied his career high with 12 points on 4-for-4 shooting and added game highs of seven rebounds and three blocks vs. Arkansas-Little Rock (12/6) ... scored eight points with five rebounds and four blocked shots vs. Alabama (12/1) ... tallied four rebounds, two points and two blocks vs. Oregon (11/24) ... scored two points with five rebounds in 13 minutes vs. Iowa State (11/23) ... had two points, four rebounds, two blocks and one steal vs. Campbell (11/20) ... totaled eight points, four rebounds and four blocks vs. N.C. A&T (11/18) ... posted eight points to go with five rebounds vs. Miss. Valley St. (11/13) ... tallied five points, six rebounds and four blocks in the season opener against UT Martin (11/11).

2011-12 Season (Junior): Played in 28 games with one start, averaging 9.7 minutes ... Scored a season-high 12 points on 5-of-9 shooting to go with a three-pointer, four rebounds and a steal against Miami (Ohio) (11/29) ... netted six points on 3-of-4 shooting with five rebounds in 10 minutes at West Virginia (1/21) ... recorded a season-high five blocks to go with four points and five rebounds in 16 minutes at St. John's (2/8) ... scored four points with five rebounds and two assists, playing a season-high 25 minutes in his lone start of the season at Georgia (12/2) ... tallied two points, three rebounds and a steal in nine minutes against Texas in the NCAA tournament second round.

Personal: Cheikh Tidiane Mbodj ... born Aug. 1, 1987 in Dakar, Senegal ... son of Asta Khaly Welle and Ousmane Mbodj ... has two brothers: Yerim and Massaer and three sisters: Ndeye Fatou, Aminata and Fanta ... majoring in psychology.

GAME-BY-GAME STATISTICS

2012-13 (SENIOR SEASON)

Opponent	Date	gs	min	Total		3-Pointers		Free throws		Rebounds				pts	avg					
				fg	fga	pcr	3fg	3fga	pcr	ft	fta	off	def			tot	avg			
UT MARTIN	11/11/12 *	16	1-4	250	0-0	.000	3-5	.600	3	3	6	6.0	3	0	4	1	5	5.0		
MISS. VALLEY ST.	11/13/12 *	19	3-8	.375	0-0	.000	2-4	.500	3	3	6	6.0	2	0	0	4	0	8	6.5	
NORTH CAROLINA A&T	11/18/12 *	18	4-4	1.000	0-0	.000	0-0	.000	1	3	4	5.3	1	0	1	4	0	8	7.0	
CAMPBELL	11/20/12 *	16	0-0	.000	0-0	.000	2-4	.500	2	2	4	5.0	5	0	0	2	1	2	5.8	
vs Iowa State	11/23/12 *	13	1-3	.333	0-0	.000	0-0	.000	1	4	5	5.0	4	0	1	0	0	2	5.0	
vs Oregon	11/24/12 *	8	0-2	.000	0-0	.000	2-2	1.000	2	2	4	4.8	5	0	0	2	0	2	4.5	
ALABAMA	12/01/12 *	30	3-4	.750	0-0	.000	2-4	.500	2	3	5	4.9	2	0	1	4	0	8	5.0	
UALR	12/6/12 *	16	4-4	1.000	0-0	.000	4-4	1.000	3	4	7	5.1	4	0	1	3	1	12	5.9	
UMES	12/8/12 *	16	0-3	.000	0-0	.000	0-0	.000	3	0	3	4.9	4	1	0	1	0	0	5.2	
at Marshall	12/15/12 *	22	4-4	1.000	0-0	.000	1-3	.333	1	3	4	4.8	4	0	0	1	0	9	5.6	
vs Xavier	12/19/12 *	26	1-3	.333	0-0	.000	1-2	.500	2	3	5	4.8	3	0	2	4	0	3	5.4	
WRIGHT STATE	12/22/12 *	13	2-4	.500	0-0	.000	0-0	.000	2	3	5	4.8	4	0	0	1	0	4	5.3	
NEW MEXICO	12/27/12 *	31	2-3	.667	0-0	.000	0-0	.000	6	4	10	5.2	3	1	1	3	0	4	5.2	
at PIT	12/31/12 *	19	3-8	.375	0-0	.000	0-0	.000	3	2	5	5.2	5	0	1	1	1	6	5.2	
ST. JOHN'S	1/5/13 *	30	1-7	.143	0-1	.000	1-2	.500	2	8	10	5.5	2	1	2	1	1	3	5.1	
Totals		15	293	29-61	.475	0-1	.000	18-30	.600	36	47	83	5.5	51	3	10	35	5	76	5.1

MBODJ'S SEASON & CAREER HIGHS

2012-13 Season

12 vs. Arkansas Little-Rock, 12/6/12	Pts	12, 2x (last vs. Arkansas Little-Rock, 12/6/12)
8, 2x (last at Pitt, 12/31/12)	FG Atts	9 vs. Miami (Ohio), 11/29/11
4, 3x (at Marshall 12/15/12)	FG Made	5 vs. Miami (Ohio), 11/29/11
1 vs. St. John's, 1/5/12	3PT-FG Atts	1 vs. Miami (Ohio), 11/29/11
0	3PT-FG Made	1 vs. Miami (Ohio), 11/29/11
10, 2x (last vs. St. John's, 1/5/12)	Rebs	10, 2x (last vs. St. John's, 1/5/12)
2 vs. Maryland Eastern Shore, 12/8/12	Assts	2, 2x (last vs. Maryland E. Shore, 12/8/12)
1, 5x (last vs. St. John's, 1/5/12)	Stls	1, 7x (last vs. St. John's, 1/5/12)
4, 5x (last vs. Xavier, 12/19/12)	Blks	5 at St. John's, 2/8/12
31 vs. New Mexico, 12/27/12	Mins	31 vs. New Mexico, 12/27/12

Career

MBODJ'S MISCELLANEOUS STATISTICS

Category	2012-13	Career
Double-Figure Scoring Games	1	2
Double-Figure Rebounding Games	2	2
Double-Double Games	0	0
20-Point Scoring Games	0	0
Games Led UC in Scoring	0	1
Games Led UC in Rebounding	3	4
Games Led UC in Assists	0	0
Games With 3+ Assists	0	0
Games With 3+ Blocks	6	7
Games With 3+ Steals	0	0
Games With 3+ Three-Pointers	0	0


GAME-BY-GAME STATISTICS

2011-12 (JUNIOR SEASON)

Opponent	Date	gs	min	Total		3-Pointers		Free throws		Rebounds				pts	avg					
				fg	fga	3fg	3fga	ft	fta	off	def	tot	avg							
NORTHWESTERN STATE	11/21/11	11	0-1	.000	0-0	.000	2-4	.500	0	1	1	1.0	2	0	1	1	0	2	2.0	
MARSHALL	11/25/11	19	1-4	.250	0-0	.000	1-2	.500	1	1	2	1.5	3	0	0	1	0	3	2.5	
MIAMI (OHIO)	11/29/11	14	5-9	.556	1-1	1.000	1-2	.500	3	1	4	2.3	2	0	0	0	1	12	5.7	
at Georgia	12/02/11	* 25	2-5	.400	0-0	.000	0-2	.000	3	2	5	3.0	5	2	0	0	0	4	5.3	
at Xavier	12/10/11	13	1-4	.250	0-0	.000	0-1	.000	1	2	3	3.0	3	0	0	1	0	2	4.6	
NOTRE DAME	01/04/12	7	0-0	.000	0-0	.000	0-0	.000	0	2	2	2.8	1	0	0	1	0	0	3.8	
ST. JOHN'S	01/07/12	16	1-5	.200	0-0	.000	2-4	.500	5	2	7	3.4	4	0	0	2	0	4	3.9	
at Georgetown	01/09/12	12	1-3	.333	0-0	.000	0-0	.000	1	1	2	3.3	1	0	1	0	0	2	3.6	
VILLANOVA	01/14/12	8	0-1	.000	0-0	.000	0-0	.000	0	1	1	3.0	3	0	0	2	0	0	3.2	
at Connecticut	1/18/12	7	0-0	.000	0-0	.000	0-0	.000	0	0	0	0	2	7	1	0	0	0	2.9	
at West Virginia	12/1/12	10	3-4	.750	0-0	.000	0-0	.000	1	4	5	2.9	2	0	0	0	0	6	3.2	
SYRACUSE	01/23/12	7	0-0	.000	0-0	.000	1-2	.500	1	0	1	2.8	3	0	1	0	0	0	1	3.0
at Rutgers	01/28/12	15	0-3	.000	0-0	.000	0-0	.000	4	3	7	3.1	1	1	0	2	1	0	2.8	
DEPAUL	02/04/12	10	1-3	.333	0-0	.000	0-1	.000	1	2	3	3.1	1	0	0	0	0	2	2.7	
at St. John's	2/8/12	16	2-4	.500	0-0	.000	0-0	.000	1	4	5	3.2	2	1	1	5	0	4	2.8	
at Marquette	2/11/12	4	0-0	.000	0-0	.000	0-0	.000	0	0	0	3.0	3	0	1	2	0	0	2.6	
PROVIDENCE	2/15/12	6	1-1	1.000	0-0	.000	0-0	.000	1	0	1	2.9	2	0	0	0	0	0	2.6	
SETON HALL	02/18/12	5	0-0	.000	0-0	.000	0-0	.000	0	1	1	2.8	1	0	0	0	0	0	2.4	
LOUISVILLE	02/23/12	7	0-1	.000	0-0	.000	0-0	.000	1	0	1	2.7	1	0	0	0	0	0	2.3	
at USF	2/26/12	9	0-1	.000	0-0	.000	0-0	.000	0	0	0	2.6	1	0	0	0	0	0	2.2	
MARQUETTE	02/29/12	10	1-1	1.000	0-0	.000	0-0	.000	1	1	2	2.5	0	0	0	1	0	2	2.2	
at Villanova	03/03/12	6	0-0	.000	0-0	.000	0-0	.000	0	0	0	2.4	1	0	0	0	0	0	2.1	
vs GEORGETOWN	3/8/12	4	0-1	.000	0-0	.000	0-0	.000	0	0	0	2.3	0	0	0	0	0	0	2.0	
vs Syracuse	3/9/12	3	0-1	.000	0-0	.000	0-0	.000	1	0	1	2.3	0	0	0	0	0	0	1.9	
vs Louisville	3/10/12	4	0-0	.000	0-0	.000	0-0	.000	1	0	1	2.2	1	0	0	0	0	0	1.8	
vs Texas	3/16/12	9	1-1	1.000	0-0	.000	0-0	.000	2	1	3	2.2	1	0	0	0	1	2	1.8	
vs Florida State	3/18/12	9	0-0	.000	0-0	.000	0-0	.000	0	0	0	2.1	2	0	1	0	0	0	1.8	
vs Ohio State	3/22/12	5	0-0	.000	0-0	.000	0-0	.000	0	2	2	2.1	0	0	1	0	0	0	1.7	
Totals		1	271	20-53	.377	1-1	1.000	7-18	.389	29	31	60	2.1	47	4	7	19	3	48	1.7

MBODJ'S CAREER STATISTICS - ALL GAMES

			Total		3-Point		F-Throws		Rebounds											Scoring	
Season	gp-gs	min/avg	fg-fga	pct	fg-fga	pct	ft-fta	pct	off	def	tot	avg	pf	fo	ast	to	blk	stl	pts	avg	
2011	28-1	271/9.7	20-53	.377	1-1	1.000	7-18	.389	29	31	60	2.1	47	1	4	7	19	3	48	1.7	
2012	15-15	293/19.5	29-61	.475	0-1	.000	18-30	.600	36	47	83	5.5	51	3	3	10	35	5	76	5.1	
TOTAL	43-16	564/13.1	49-114	.430	1-2	.500	25-48	.521	65	78	143	3.3	98	4	7	17	54	8	124	2.9	



GE'LAWN GUYN

SO • G • 6-2 • 174
LEXINGTON, KY.
SOUTH KENT PREP (CONN.)

14

Pronunciation: JEE-lawn Gwynn

2012-13 Season (Sophomore): Saw 10 minutes of action at Pitt (12/31) ... played four minutes vs. New Mexico (12/27) ... scored two points in five minutes vs. Xavier (12/19) ... scored six points with one rebound, a season-high three assists and three steals vs. Arkansas Little-Rock (12/6) ... tallied two points, one rebound and a steal vs. Alabama (12/1) ... dished out two assists vs. Oregon (11/24) ... scored three points vs. Iowa State (11/23) ... recorded five points and one rebound vs. Campbell (11/20) ... totaled eight points, four rebounds, one assist and one steal vs. N.C. A&T (11/18) ... posted four points with a rebound, assist, and steal against Miss. Valley St. (11/13) ... tallied four points, two rebounds and an assist to go along with his first two career blocks in the season opener against UT Martin (11/11).

2011-12 Season (Freshman): Played in 32 games without a start, averaging 10.1 minutes ... scored a season-high 11 points on 4-of-6 shooting with two three-pointers to go with a season-high four rebounds and a season-high seven assists in 19 minutes against Chicago State (12/23) ... swiped 12 of 18 steals on the season during conference play ... netted 10 points on 3-of-4 shooting with two three-pointers against Northwestern State (11/21) ... tallied eight points with two steals against Arkansas-Pine Bluff (12/21) ... sat out three games after suffering a head injury at Georgetown (1/9) ... scored a conference-play season-high six points on 3-of-5 shooting at Marquette (2/11).

Personal: Ge'Lawn Rakeem Guyn ... born Nov. 24, 1990 in Lexington, Ky. ... son of Rebecca and George Guyn ... has five brothers: Algernon Aderson, General Guyn, Elishawn Guyn, Octavien Guyn and Jameal Withrow and a sister, Tereka Guyn ... majoring in criminal justice.

GAME-BY-GAME STATISTICS

2012-13 (SOPHOMORE SEASON)

Opponent	Date	gs	min	Total		3-Pointers		Free throws		Rebounds				pf	a	t/o	blk	stl	pts	avg
				fg	fga	pct	3fg	3fga	pct	ft	fta	pct	off	def	tot	avg				
UT MARTIN	11/11/12	17	1-2	.500	1-1	1.000	1-2	.500	0	2	2	2.0	3	1	1	2	0	4	4.0	
MISS. VALLEY ST.	11/13/12	20	1-2	.500	0-0	.000	2-2	1.000	0	1	1	1.5	3	1	1	0	1	4	4.0	
NORTH CAROLINA A&T	11/18/12	17	3-5	.600	1-2	.500	1-1	1.000	0	4	4	2.3	1	1	1	0	1	8	5.3	
CAMPBELL	11/20/12	8	2-3	.667	0-0	.000	1-2	.500	0	1	1	2.0	0	0	1	0	0	5	5.3	
vs Iowa State	11/23/12	12	1-2	.500	1-2	.500	0-0	.000	0	0	0	1.6	1	0	1	0	0	3	4.8	
vs Oregon	11/24/12	13	0-2	.000	0-1	.000	0-0	.000	0	0	0	1.3	1	2	0	0	0	0	4.0	
ALABAMA	12/01/12	12	1-2	.500	0-0	.000	0-0	.000	0	1	1	1.3	3	0	0	0	1	2	3.7	
UALR	12/6/12	18	2-4	.500	1-3	.333	1-1	1.000	0	1	1	1.3	2	3	3	0	3	6	4.0	
UMES	12/8/12	14	0-4	.000	0-3	.000	0-0	.000	0	1	1	1.2	3	0	2	0	0	0	3.6	
at Marshall	12/15/12	6	0-1	.000	0-1	.000	0-0	.000	0	0	0	1.1	0	0	0	0	0	0	3.2	
vs Xavier	12/19/12	5	1-2	.500	0-1	.000	0-0	.000	0	0	0	1.0	1	0	0	0	0	2	3.1	
WRIGHT STATE	12/22/12	9	0-2	.000	0-1	.000	0-0	.000	0	1	1	1.0	0	1	0	0	1	0	2.8	
NEW MEXICO	12/27/12	4	0-0	.000	0-0	.000	0-0	.000	0	0	0	0.9	0	0	0	0	0	0	2.6	
at PITT	12/31/12	10	0-1	.000	0-1	.000	0-0	.000	0	0	0	0.9	2	0	0	0	0	0	2.4	
Totals		0	165	12-32	.375	4-16	.250	6-8	.750	0	12	12	0.9	20	9	10	2	7	34	2.4

GUYN'S SEASON & CAREER HIGHS

2012-13 Season		Career
8 vs. N.C. A&T, 11/18/12	Pts	11 vs. Chicago State, 12/23/11
5 vs. N.C. A&T, 11/18/12	FG Atts	6, 3x (last vs. Chicago State, 12/23/11)
3 vs. N.C. A&T, 11/18/12	FG Made	4 vs. Chicago State, 12/23/11
2 vs. N.C. A&T, 11/18/12	3PT-FG Atts	4 vs. Chicago State, 12/23/11
1, 2x (last vs. N.C. A&T, 11/18/12)	3PT-FG Made	2, 2x (last vs. Chicago State, 12/23/11)
4 vs. N.C. A&T, 11/18/12	Rebs	4, 2x (last vs. N.C. A&T, 11/18/12)
3 vs. Arkansas Little-Rock, 12/6/12	Assts	7 vs. Chicago State, 12/23/11
3 vs. Arkansas Little-Rock, 12/6/12	Stls	3 vs. Arkansas Little-Rock, 12/6/12
2 vs. UT Martin, 11/11/12	Blks	2 vs. UT Martin, 11/11/12
20 vs. MVSU 11/13/12	Mins	20 vs. MVSU 11/13/12

GUYN'S MISCELLANEOUS STATISTICS

Category	2012-13	Career
Double-Figure Scoring Games	0	2
Double-Figure Rebounding Games	0	0
Double-Double Games	0	0
20-Point Scoring Games	0	0
Games Led UC in Scoring	0	0
Games Led UC in Rebounding	0	0
Games Led UC in Assists	0	1
Games With 3+ Assists	1	1
Games With 3+ Blocks	0	0
Games With 3+ Steals	1	1
Games With 3+ Three-Pointers	0	0


GAME-BY-GAME STATISTICS

2011-12 (FRESHMAN SEASON)

Opponent	Date	gs	min	Total		3-Pointers		Free throws		Rebounds				pf	a	t/o	blk	stl	pts	avg
				fg	fga	pct	3fg	3fga	pct	ft	fta	pct	off	def	tot	avg				
ALABAMA STATE	11/13/11	14	1-4	.250	0-2	.000	1-2	.500	0	0	0	0.0	1	1	1	1	0	0	3	3.0
JACKSONVILLE STATE	11/15/11	5	0-0	.000	0-0	.000	0-0	.000	0	0	0	0.0	3	2	2	0	0	0	1.5	
PRESBYTERIAN	11/19/11	6	0-1	.000	0-1	.000	0-0	.000	0	1	1	0.3	0	1	0	0	0	0	1.0	
NORTHWESTERN STATE	11/21/11	19	3-4	.750	2-2	1.000	2-2	1.000	0	1	1	0.5	2	1	1	0	0	10	3.3	
MARSHALL	11/25/11	6	1-1	1.000	1-1	1.000	0-1	.000	0	0	0	0.4	1	0	0	0	1	3	3.2	
MIAMI (OHIO)	11/29/11	18	1-4	.250	0-1	.000	0-1	.000	1	1	2	0.7	1	0	0	0	1	2	3.0	
at Georgia	12/02/11	12	0-1	.000	0-1	.000	0-0	.000	0	1	1	0.7	3	0	0	0	0	0	2.6	
at Xavier	12/10/11	12	0-4	.000	0-1	.000	0-0	.000	0	1	1	0.8	1	1	0	0	0	0	2.3	
RADFORD	12/17/11	16	3-6	.500	0-1	.000	1-1	1.000	0	0	0	0.7	2	0	2	0	1	7	2.8	
ARKANSAS-PINE BLUFF	12/21/11	17	3-6	.500	1-1	1.000	1-1	1.000	1	0	1	0.7	2	1	0	0	2	8	3.3	
CHICAGO STATE	12/23/11	19	4-6	.667	2-4	.500	1-2	.500	2	2	4	1.0	1	7	1	0	1	11	4.0	
vs Oklahoma	12/29/11	9	0-1	.000	0-0	.000	0-0	.000	0	0	0	0.9	1	0	0	0	0	0	3.7	
at Pittsburgh	01/01/12	10	0-1	.000	0-1	.000	0-0	.000	0	1	1	0.9	3	0	0	0	0	0	3.4	
NOTRE DAME	01/04/12	9	1-3	.333	1-2	.500	0-0	.000	0	1	1	0.9	0	0	0	0	2	3	3.4	
ST. JOHN'S	01/07/12	17	2-5	.400	0-2	.000	0-0	.000	0	2	2	1.0	2	0	0	0	2	4	3.4	
at Georgetown	01/09/12	0	0-0	.000	0-0	.000	0-0	.000	0	0	0	0.9	0	0	0	0	0	0	3.2	
SYRACUSE	01/23/12	8	0-1	.000	0-0	.000	0-0	.000	0	0	0	0.9	1	1	2	0	0	0	3.0	
at Rutgers	01/28/12	7	0-2	.000	0-2	.000	0-0	.000	0	0	0	0.8	1	0	2	0	1	0	2.8	
DEPAUL	02/04/12	6	0-0	.000	0-0	.000	0-0	.000	0	1	1	0.8	1	0	0	0	0	0	2.7	
at St. John's	2/8/12	15	1-2	.500	0-1	.000	1-2	.500	0	2	2	0.9	2	2	0	0	1	3	2.7	
at Marquette	2/11/12	13	3-5	.600	0-1	.000	0-0	.000	0	1	1	0.9	0	0	1	0	0	6	2.9	
PROVIDENCE	2/15/12	12	2-3	.667	0-1	.000	0-0	.000	0	2	2	1.0	2	1	1	0	0	4	2.9	
SETON HALL	02/18/12	9	1-3	.333	1-3	.333	0-0	.000	0	0	0	0.9	0	0	0	0	0	3	2.9	
LOUISVILLE	02/23/12	11	1-1	1.000	1-1	1.000	0-0	.000	0	0	0	0.9	2	0	2	0	0	3	2.9	
at USF	2/26/12	7	0-1	.000	0-1	.000	2-2	1.000	0	0	0	0.8	0	0	0	0	0	2	2.9	
MARQUETTE	02/29/12	10	0-1	.000	0-1	.000	0-0	.000	0	2	2	0.9	1	0	0	0	1	0	2.8	
at Villanova	03/03/12	5	0-0	.000	0-0	.000	0-0	.000	0	0	0	0.9	0	1	0	0	1	0	2.7	
vs GEORGETOWN	3/8/12	5	0-1	.000	0-1	.000	0-0	.000	0	2	2	0.9	0	0	2	0	0	0	2.6	
vs Louisville	3/10/12	10	0-1	.000	0-1	.000	0-0	.000	1	0	1	0.9	1	0	0	0	2	0	2.5	
vs Texas	3/16/12	7	0-1	.000	0-0	.000	0-0	.000	0	0	0	0.9	0	0	0	0	0	0	2.4	
vs Florida State	3/18/12	6	0-0	.000	0-0	.000	0-0	.000	0	0	0	0.8	1	1	1	0	1	0	2.3	
vs Ohio State	3/22/12	2	0-0	.000	0-0	.000	0-0	.000	0	0	0	0.8	1	0	1	0	1	0	2.3	
Totals		0	322	27-69	.391	9-33	.273	9-14	.643	5	21	26	0.8	36	20	19	0	18	72	2.3

GUYN'S CAREER STATISTICS - ALL GAMES

Season			Total		3-Point		F-Throws		Rebounds											Scoring	
	gp-gs	min/avg	fg-fga	pct	fg-fga	pct	ft-fta	pct	off	def	tot	avg	pf	fo	ast	to	blk	stl	pts	avg	
2011	32-0	322/10.1	27-69	.391	9-33	.273	9-14	.643	5	21	26	0.8	36	0	20	19	0	18	72	2.3	
2012	14-0	165/11.8	12-32	.375	4-16	.250	6-8	.750	0	12	12	0.9	20	0	9	10	2	7	34	2.4	
TOTAL	46-0	487/10.6	39-101	.386	13-49	.265	15-22	.682	5	33	38	0.8	56	0	29	29	2	25	106	2.3	



JERMAINE SANDERS

SO. • F • 6-5 • 215
FAR ROCKAWAY, N.Y.
RICE

15

Noting Sanders: Lost 11 pounds during the offseason while increasing his strength and improving his no-step vertical by 3.5 inches.

2012-13 Season (Sophomore): Scored two points in 11 minutes vs. St. John's (1/5) ... produced a rebound, an assist and a steal in 13 minutes at Pitt (12/31) ... had one rebound in five minutes vs. New Mexico (12/27) ... blocked one shot in four minutes of action vs. Xavier (12/19) ... totaled five points, a season-best five rebounds, three assists and two steals vs. Arkansas Little-Rock (12/6) ... produced four points in nine minutes vs. Alabama (12/1) ... scored seven points with four rebounds, two assists and two steals vs. Oregon (11/24) ... totaled six points with three rebounds and two assists vs. Iowa State (11/23) ... scored four points with two rebounds and an assist vs. Campbell (11/20) ... totaled three rebounds, two points and one assist vs. N.C. A&T (11/18) ... Scored eight points to with three rebouonds vs. Miss. Valley St. (11/13) ... handed out three assists to go with one point and two rebounds in 14 minutes against UT Martin (11/11).

2011-12 Season (Freshman): Played in 28 games without a start, averaging 8.5 minutes ... scored a season-high 12 points, shooting 3-of-4 from the field, 2-of-2 from three-point range and 4-of-4 from the free throw line to go with three rebounds and an assist against Radford (12/17) ... tallied nine points, shooting 3-of-3 from three-point range to go with four rebounds, a steal and an assist at Wright State (12/14) ... netted six points on 3-of-4 shooting against Jacksonville State (11/15) ... grabbed a season-high seven rebounds against Arkansas-Pine Bluff (12/21) ... handed out a pair of assists against both Syracuse (1/23) and at St. John's (2/8).

Personal: Jermaine Jameek Sanders ... born Sept. 4, 1992 in Far Rockaway, N.Y. ... son of Lisa Stallings and Jermaine Sanders ... has one brother, Jaquan ... majoring in criminal justice.

GAME-BY-GAME STATISTICS

2012-13 (SOPHOMORE SEASON)

Opponent	Date	gs	min	Total		3-Pointers		Free throws		Rebounds				pf	a	t/o	avg			
				fg	fga	pct	3fg	3fga	pct	ft	fta	pct	off					def	tot	
UT MARTIN	11/11/12	14	0-1	.000	0-0	.000	1-2	.500	1	1	2	2.0	0	3	1	0	1	1.0		
MISS. VALLEY ST.	11/13/12	13	3-5	.600	0-1	.000	2-3	.667	0	3	3	2.5	0	1	2	0	1	8	4.5	
NORTH CAROLINA A&T	11/18/12	17	1-2	.500	0-1	.000	0-3	.000	1	2	3	2.7	0	1	1	0	0	2	3.7	
CAMPBELL	11/20/12	13	2-3	.667	0-0	.000	0-1	.000	0	2	2	2.5	0	1	1	0	0	4	3.8	
vs Iowa State	11/23/12	19	2-3	.667	2-2	1.000	0-0	.000	1	2	3	2.6	0	2	0	0	0	6	4.2	
vs Oregon	11/24/12	17	2-4	.500	1-1	1.000	2-2	1.000	2	2	4	2.8	0	2	0	0	2	7	4.7	
ALABAMA	12/01/12	9	1-2	.500	0-0	.000	2-2	1.000	0	0	0	2.4	0	0	1	0	0	4	4.6	
UALR	12/6/12	14	2-5	.400	0-1	.000	1-4	.250	2	3	5	2.8	1	3	0	0	2	5	4.6	
UMES	12/8/12	10	1-3	.333	0-1	.000	0-0	.000	0	2	2	2.7	0	0	1	0	0	2	4.3	
at Marshall	12/15/12	13	2-5	.400	0-0	.000	0-0	.000	2	2	4	2.8	2	1	1	0	0	4	4.3	
vs Xavier	12/19/12	4	0-2	.000	0-0	.000	0-0	.000	0	0	0	2.5	0	0	0	0	1	0	3.9	
WRIGHT STATE	12/22/12	6	0-2	.000	0-1	.000	2-2	1.000	1	3	4	2.7	0	0	1	0	0	2	3.8	
NEW MEXICO	12/27/12	5	0-1	.000	0-1	.000	0-0	.000	0	1	1	2.5	2	0	0	0	0	0	3.5	
at PITT	12/31/12	13	0-3	.000	0-1	.000	0-2	.000	0	1	1	2.4	0	1	1	0	1	0	3.2	
ST. JOHN'S	1/5/13	11	1-3	.333	0-1	.000	0-0	.000	0	0	0	2.3	1	0	2	0	0	2	3.1	
Totals		0	178	17-44	.386	3-11	.273	10-21	.476	10	24	34	2.3	6	15	12	1	6	47	3.1

SANDERS' SEASON & CAREER HIGHS

2012-13 Season

8 vs. MVSU, 11/13/12	Pts	12 vs. Radford, 12/17/11
5, 3x (last at Marshall, 12/15/12)	FG Atts	5, 3x (last at Marshall, 12/15/12)
3 vs. MVSU, 11/13/12	FG Made	3, 3x (last vs. Radford, 12/17/11)
2 vs. Iowa State, 11/23/12	3PT-FG Atts	4 vs. Oklahoma, 12/29/11
2 vs. Iowa State, 11/23/12	3PT-FG Made	3 at Wright State, 12/14/11
5 vs. Arkansas Little-Rock, 12/6/12	Rebs	7 vs. Arkansas-Pine Bluff, 12/21/11
3, 2x (last vs. Arkansas Little-Rock, 12/6/12)	Assts	3, 2x (last vs. Arkansas Little-Rock, 12/6/12)
2, 2x (last vs. Arkansas Little-Rock, 12/6/12)	Stls	2, 2x (last vs. Arkansas Little-Rock, 12/6/12)
1 vs. Xavier, 12/19/12	Blks	1, 3x (last vs. Xavier, 12/19/12)
19 vs. Iowa State, 11/23/12	Mins	25 vs. Arkansas-Pine Bluff, 12/21/11

Career

SANDERS' MISCELLANEOUS STATISTICS

Category	2012-13	Career
Double-Figure Scoring Games	0	1
Double-Figure Rebounding Games	0	0
Double-Double Games	0	0
20-Point Scoring Games	0	0
Games Led UC in Scoring	0	0
Games Led UC in Rebounding	0	0
Games Led UC in Assists	0	0
Games With 3+ Assists	2	2
Games With 3+ Blocks	0	0
Games With 3+ Steals	0	0
Games With 3+ Three-Pointers	0	1


GAME-BY-GAME STATISTICS

2011-12 (FRESHMAN SEASON)

Opponent	Date	gs	min	Total		3-Pointers		Free throws		Rebounds				pf	a	t/o	blk	stl	pts	avg
				fg	fga	pct	3fg	3fga	pct	ft	fta	pct	off							
ALABAMA STATE	11/13/11	10	0-1	.000	0-0	.000	0-0	.000	0-0	.000	0	0	0	0	1	0	0	0	0.0	
JACKSONVILLE STATE	11/15/11	12	3-4	.750	0-0	.000	0-0	.000	0-0	.000	1	0	1	0.5	0	1	1	0	6	3.0
PRESBYTERIAN	11/19/11	5	0-0	.000	0-0	.000	0-0	.000	0-0	.000	0	0	0	0.3	0	0	0	0	0	2.0
NORTHWESTERN STATE	11/21/11	12	1-1	1.000	0-0	.000	1-3	.333	0	1	1	0.5	0	0	1	0	0	0	3	2.3
MARSHALL	11/25/11	5	0-2	.000	0-2	.000	0-1	.000	0-1	.000	0	1	1	0.6	0	0	0	0	0	1.8
MIAMI (OHIO)	11/29/11	3	0-0	.000	0-0	.000	1-2	.500	0	1	1	0.7	0	0	0	0	0	0	1.7	
at Georgia	12/02/11	5	0-1	.000	0-1	.000	2-4	.500	0	0	0	0.6	0	0	0	0	0	2	1.7	
at Xavier	12/10/11	2	0-0	.000	0-0	.000	0-0	.000	0	0	0	0.5	0	0	0	0	0	0	1.5	
at Wright State	12/14/11	18	3-3	1.000	3-3	1.000	0-0	.000	1	3	4	0.9	0	1	0	0	1	9	2.3	
RADFORD	12/17/11	22	3-4	.750	2-2	1.000	4-4	1.000	2	1	3	1.1	2	1	1	0	0	12	3.3	
ARKANSAS-PINE BLUFF	12/21/11	25	1-4	.250	0-1	.000	0-0	.000	2	5	7	1.6	0	1	0	0	0	2	3.2	
CHICAGO STATE	12/23/11	17	1-4	.250	1-3	.333	0-0	.000	1	1	2	1.7	1	0	0	0	0	3	3.2	
vs Oklahoma	12/29/11	19	0-5	.000	0-4	.000	0-2	.000	2	1	3	1.8	2	1	1	0	0	0	2.9	
at Pittsburgh	01/01/12	6	0-0	.000	0-0	.000	0-0	.000	0	0	0	1.6	0	0	0	0	1	0	2.7	
NOTRE DAME	01/04/12	2	0-0	.000	0-0	.000	0-0	.000	0	0	0	1.5	0	0	0	0	0	0	2.5	
ST. JOHN'S	01/07/12	11	0-1	.000	0-0	.000	1-2	.500	1	1	2	1.6	1	1	1	0	0	1	2.4	
at Georgetown	01/09/12	5	0-0	.000	0-0	.000	0-0	.000	0	1	1	1.5	0	1	0	0	0	0	2.3	
at Connecticut	1/18/12	6	0-0	.000	0-0	.000	0-0	.000	1	0	1	1.5	1	1	0	0	0	0	2.2	
SYRACUSE	01/23/12	5	0-0	.000	0-0	.000	0-0	.000	0	0	0	1.4	0	2	0	0	0	0	2.1	
at Rutgers	01/28/12	3	0-0	.000	0-0	.000	0-0	.000	0	1	1	1.4	0	0	1	0	0	0	2.0	
at St. John's	2/8/12	13	1-3	.333	0-0	.000	0-0	.000	0	2	2	1.4	2	2	1	0	0	2	2.0	
at Marquette	2/11/12	3	0-2	.000	0-0	.000	0-0	.000	0	1	1	1.4	0	0	0	0	0	0	1.9	
PROVIDENCE	2/15/12	1	0-0	.000	0-0	.000	0-0	.000	0	0	0	1.3	0	0	1	0	0	0	1.8	
LOUISVILLE	02/23/12	4	0-0	.000	0-0	.000	0-0	.000	0	0	0	1.3	0	0	1	0	0	0	1.7	
at Villanova	03/03/12	6	1-3	.333	1-2	.500	0-0	.000	0	0	0	1.2	0	1	0	0	0	3	1.8	
vs Texas	3/16/12	11	1-3	.333	0-1	.000	0-0	.000	1	0	1	1.2	1	1	2	0	0	2	1.8	
vs Florida State	3/18/12	5	1-1	1.000	0-0	.000	0-0	.000	0	1	1	1.2	0	0	1	1	0	2	1.8	
vs Ohio State	3/22/12	2	0-0	.000	0-0	.000	0-0	.000	0	0	0	1.2	0	0	0	0	0	0	1.7	
Totals		0	238	16-42	.381	7-19	.368	9-18	.500	12	21	33	1.2	11	14	13	2	1	48	1.7

SANDERS' CAREER STATISTICS - ALL GAMES

			Total		3-Point		F-Throws		Rebounds											Scoring	
Season	gp-gs	min/avg	fg-fga	pct	fg-fga	pct	ft-fta	pct	off	def	tot	avg	pf	fo	ast	to	blk	stl	pts	avg	
2011	28-0	238/8.5	16-42	.381	7-19	.368	9-18	.500	12	21	33	1.2	11	0	14	13	2	1	48	1.7	
2012	15-0	178/11.9	17-44	.386	3-11	.273	10-21	.476	10	24	34	2.3	6	0	15	12	1	6	47	3.1	
TOTAL	43-0	416/9.7	33-86	.384	10-30	.333	19-39	.487	22	45	67	1.6	17	0	29	25	3	7	95	2.2	



SEAN KILPATRICK

R-JR. • G • 6-4 • 221
YONKERS, N.Y.
NOTRE DAME PREP

23

- ⇒ **BIG EAST Player of the Week (11/26/12)**
- ⇒ **2012 Global Sports Classic All-Tournament Team**
- ⇒ **2012-13 John R. Wooden Award Preseason Top 50 nominee**
- ⇒ **2012-13 Naismith Award Early Season Watch List selection**
- ⇒ **2012-13 Preseason First Team All-BIG EAST selection**
- ⇒ **2011-12 Second Team All-BIG EAST selection**
- ⇒ **BIG EAST Player of the Week (1/2/12)**
- ⇒ **2010-11 BIG EAST All-Rookie Team selection**
- ⇒ **BIG EAST Rookie of the Week (11/22/10 and 2/14/11)**

Noting Kilpatrick: Strongest player on the team, can bench 185 pounds 22 times (11 more repetitions than the average player at the NBA combine).

2012-13 Season (Junior): Totaled 16 points, four rebounds and tied his career high with two blocks at Pitt (12/31) ... produced a team-high 15 points with four rebounds, two assists and one steal vs. New Mexico (12/27) ... recorded a game-high 25 points, including 18 in the second half vs. Xavier (12/19) while grabbing seven rebounds with four steals ... scored game-high 23 points with four rebounds, one assist, one block and one steal vs. Maryland Eastern Shore (12/8) ... named BIG EAST Player of the Week on Nov. 26 ... produced career-high 32 points and set single-game school record for most free throws without a miss with 16, and added five boards and a season-best five steals with three assists vs. Iowa State (11/23) ... notched second-career double-double with 15 points and a career-high-tying 10 rebounds to go with a team-best three assists, one block and a steal vs. Campbell (11/20) ... produced 29 points made a career-high eight 3-pointers vs. N.C. A&T (11/18) ... scored a game-high 20 points on 9-of-12 shooting to go with seven rebounds in 25 minutes against Miss Valley St. (11/13).

2011-12 Season (Sophomore): Started all 37 games for UC, averaging 34.5 minutes ... named second team All-BIG EAST Conference by the league's coaches ... led the BIG EAST, averaging 2.49 three-pointers per game ... led the BIG EAST with 92 three-pointers ... led UC and ranked 15th in the league, averaging 14.3 points ... led UC, shooting 37.6 percent from three-point range ... scored in double figures in 29 games ... led UC in scoring in 13 games ... tallied 528 points, the second most in a season during the Mick Cronin era (behind only Deonta Vaughn's 554 points in 2008) ... scored 20 or more points in six games ... made at least one three-pointers in 35 of 37 games ... tallied 15 points with a trio of three-pointers against Ohio State (3/22) in the NCAA tournament east region semifinal ... scored a game-high 18 points with four three-pointers, six rebounds and two steals vs. Florida State (3/18) in the NCAA tournament third round ... recorded 18 points, tying a career high with six three-pointers to go with five assists and five steals vs. Syracuse (3/9) in the BIG EAST Championship semifinal ... scored a team-high 22 points to go with eight rebounds against Providence (2/15) ... made game-winning 3-pointer with 2.5 seconds left at Connecticut (1/18) while producing a team-high 16 points with four rebounds and two steals ... set a career high in points with 27 in UC's win at Georgetown (1/9) ... scored game-high 21 points and added six boards, one assist and a steal vs. St. John's (1/7) ... named BIG EAST Player of the Week on Jan. 2 for performances at Pitt (1/1) and vs. Oklahoma (12/29) ... totaled 19 points, six boards, three assists and two steals at Pitt ... recorded first career double-double after scoring 17 points and securing career-high 10 rebounds vs. Oklahoma ... scored game-high 21 points and added three boards, two steals and one assist vs. Chicago State (12/23) ... matched a career-high with six three-pointers while scoring a game-high 20 points with four rebounds and two steals at Wright State (12/14) ... scored team-high 19 points and grabbed five boards in career-high 45 minutes of playing time vs. Marshall (11/25) ... scored team-high 19 points and made four 3-pointers vs. Presbyterian (11/19).

Personal: Full name is Sean Redell Kilpatrick ... born Jan. 6, 1990 in Yonkers, N.Y. ... son of Regina Williams and Sean Kilpatrick, Sr. ... has one brother, Travis Williams, and one sister, Skye Williams ... majoring in criminal justice ... selected as member of University of Cincinnati's Collegiate 100 Black Men's Honorary and Sigma Sigma Men's Honorary in spring 2012.

KILPATRICK'S SEASON & CAREER HIGHS

2012-13 Season		Career
32 vs. Iowa State, 11/23/12	Pts	32 vs. Iowa State, 11/23/12
27 vs. Xavier, 12/19/12	FG Atts	27 vs. Xavier, 12/19/12
10, 3x (last vs. Xavier, 12/19/12)	FG Made	10, 4x (last vs. Xavier, 12/19/12)
13 vs. New Mexico, 12/27/12	3PT-FG Atts	15 vs. St. John's, 1/7/12
8 vs. N.C. A&T, 11/18/12	3PT-FG Made	8 vs. N.C. A&T, 11/18/12
10 vs. Campbell, 11/20/12	Rebs	10, 2x (last vs. Campbell, 11/20/12)
5 vs. N.C. A&T, 11/18/12	Assts	6 vs. Texas, 3/16/12
5 vs. Iowa State, 11/23/12	Stls	6 vs. Arkansas-Pine Bluff, 12/21/11
2 at Pitt, 12/31/12	Blks	2, 2x (last at Pitt, 12/31/12)
37, 2x (last vs. St. John's, 1/5/12)	Mins	45 vs. Marshall, 11/25/11

KILPATRICK'S MISCELLANEOUS STATISTICS

Category	2012-13	Career
Double-Figure Scoring Games	14	60
Double-Figure Rebounding Games	1	2
Double-Double Games	1	2
20-Point Scoring Games	5	14
Games Led UC in Scoring	7	29
Games Led UC in Rebounding	3	5
Games Led UC in Assists	4	13
Games With 3+ Assists	5	28
Games With 3+ Blocks	0	0
Games With 3+ Steals	2	7
Games With 3+ Three-Pointers	3	25

GAME-BY-GAME STATISTICS

2012-13 (JUNIOR SEASON)

Opponent	Date	gs	min	Total		3-Pointers		Free throws		Rebounds		pf	a	to	blk	stl	pts	avg			
				fg	pts	3fg	pts	ft	pts	off	tot										
UT MARTIN	11/11/12	*	23	5-11	455	1-5	200	3-5	600	1	2	3	3.0	0	1	3	0	1	14.0		
MISS. VALLEY ST.	11/13/12	*	25	9-12	750	2-3	867	0-0	.000	2	6	8	5.5	0	1	2	0	1	20.17		
NORTH CAROLINA A&T	11/18/12	*	26	10-15	667	8-12	667	1-4	250	1	6	7	6.0	0	5	0	0	2	29.21		
CAMPBELL	11/20/12	*	34	6-18	333	2-9	222	1-4	250	4	6	10	7.0	1	3	1	1	15.195			
vs Iowa State	11/23/12	*	37	7-14	500	2-6	333	16-16	1,000	0	5	5	6.6	0	3	4	0	5	32.22		
vs Oregon	11/24/12	*	35	4-11	364	3-8	375	5-8	625	3	5	8	6.8	1	3	5	0	2	16.210		
ALABAMA	12/01/12	*	36	4-11	364	1-3	333	4-5	800	3	2	5	6.6	3	2	1	0	1	13.199		
UALR	12/8/12	*	27	7-16	438	2-4	500	2-4	500	2	4	6	6.5	1	2	5	0	2	18.196		
UMES	12/8/12	*	24	10-15	667	2-7	286	1-1	1,000	1	3	4	6.2	1	1	1	1	1	23.200		
at Marshall	12/16/12	*	35	5-15	333	2-8	250	1-2	500	3	3	6	6.2	0	2	2	0	2	13.193		
vs Xavier	12/19/12	*	35	10-27	370	2-10	200	3-5	600	3	4	7	6.3	1	0	2	1	4	25.198		
WRIGHT STATE	12/22/12	*	35	5-9	556	2-6	333	0-0	.000	0	6	6	6.3	0	4	2	0	0	12.192		
NEW MEXICO	12/27/12	*	34	5-22	227	4-13	308	1-2	500	2	2	4	6.1	1	2	0	0	1	15.188		
at PITT	12/31/12	*	27	3-8	375	1-5	200	9-11	818	1	3	4	5.9	2	0	1	2	0	16.186		
ST. JOHN'S	1/5/13	*	37	3-14	214	0-5	.000	1-1	1,000	1	4	5	5.9	2	2	3	0	1	7.179		
Totals			15	470	93-218	427	34-104	327	48-68	.706	27	61	88	5.9	13	31	32	5	24	268	17.9

KILPATRICK'S CAREER STATISTICS - ALL GAMES

Season	gp-gs	min/avg	Total		3-Point		F-Throws		Rebounds											Scoring	
			fg-fga	pct	fg-fga	pct	ft-fla	pct	off	def	tot	avg	pf	fo	ast	to	blk	stl	pts	avg	
2010	35-1	720/20.6	114-261	.437	46-122	.377	65-90	.722	42	69	111	3.2	45	0	52	43	2	27	339	9.7	
2011	37-37	1277/34.5	185-432	.428	92-245	.376	66-88	.750	52	117	169	4.6	49	0	78	56	12	49	528	14.3	
2012	15-15	470/31.3	93-218	.427	34-104	.327	48-68	.706	27	61	88	5.9	13	0	31	32	5	24	268	17.9	
TOTAL	87-53	2467/28.4	392-911	.430	172-471	.365	179-246	.728	121	247	368	4.2	107	0	161	131	19	100	1135	13.0	

PLAYER GAME-BY-GAME STATISTICS


23 - SEAN KILPATRICK • G • 6-4 • 221 • R-JR. • YONKERS, N.Y.

2011-12 (SOPHOMORE SEASON)

Opponent	Date	gs	min	Total		3-Pointers		Free throws		Rebounds				pf	a	t/o	blk	stl	pts	avg	
				fg-fga	pct	3fg-fga	pct	ft-fa	pct	off	def	tot	avg								
ALABAMA STATE	11/13/11	*	30	4-8	.500	0-4	.000	5-5	1.000	3	6	9	9.0	2	1	2	0	1	13	13.0	
JACKSONVILLE STATE	11/15/11	*	33	3-7	.429	1-1	1.000	2-2	1.000	3	0	3	6.0	0	2	2	0	0	9	11.0	
PRESBYTERIAN	11/19/11	*	37	7-15	.467	4-6	.667	1-2	.500	1	2	3	5.0	1	1	0	1	0	19	13.7	
NORTHWESTERN STATE	11/21/11	*	31	5-7	.714	2-3	.667	1-1	1.000	3	5	8	5.8	0	3	3	1	1	13	13.5	
MARSHALL	11/25/11	*	45	7-14	.500	3-6	.500	2-2	1.000	3	2	5	5.6	3	0	3	0	0	19	14.6	
MIAMI (OHIO)	11/29/11	*	34	4-11	.364	2-6	.333	0-0	.000	3	0	3	5.2	1	1	4	1	1	10	13.8	
at Georgia	12/02/11	*	38	7-15	.467	4-9	.444	4-5	.800	1	4	5	5.1	1	1	3	0	2	22	15.0	
at Xavier	12/10/11	*	34	3-12	.250	1-8	.125	4-6	.667	1	0	1	4.6	3	1	1	0	1	11	14.5	
at Wright State	12/14/11	*	37	7-15	.467	6-12	.500	0-0	.000	1	3	4	4.6	2	2	1	0	2	20	15.1	
RADFORD	12/17/11	*	26	7-11	.636	2-5	.400	0-0	.000	1	4	5	4.6	1	4	2	1	3	16	15.2	
ARKANSAS-PINE BLUFF	12/21/11	*	30	3-11	.273	2-6	.333	4-6	.667	2	2	4	4.5	1	3	3	0	6	12	14.9	
CHICAGO STATE	12/23/11	*	28	7-14	.500	4-9	.444	3-4	.750	1	2	3	4.4	0	1	0	1	2	21	15.4	
vs Oklahoma	12/29/11	*	39	6-16	.375	4-11	.364	1-2	.500	2	8	10	4.8	1	1	2	2	2	17	15.5	
at Pittsburgh	01/01/12	*	35	7-18	.389	5-11	.455	0-1	.000	2	4	6	4.9	1	3	1	0	2	19	15.8	
NOTRE DAME	01/04/12	*	30	4-10	.400	1-6	.167	0-0	.000	1	5	6	5.0	2	3	1	0	1	9	15.3	
ST. JOHNS	01/07/12	*	34	7-21	.333	4-15	.267	3-3	1.000	2	4	6	5.1	0	1	0	0	1	21	15.7	
at Georgetown	01/09/12	*	37	10-16	.625	3-5	.600	4-5	.800	1	1	2	4.9	3	0	1	0	4	27	16.4	
VILLANOVA	01/14/12	*	32	4-7	.571	2-3	.667	4-5	.800	0	2	2	4.7	1	0	1	0	0	14	16.2	
at Connecticut	1/18/12	*	37	5-15	.333	4-9	.444	2-4	.500	0	4	4	4.7	3	0	0	0	2	16	16.2	
at West Virginia	1/21/12	*	36	4-11	.364	2-7	.286	2-3	.667	1	4	5	4.7	0	1	3	0	0	12	16.0	
SYRACUSE	01/23/12	*	32	3-8	.375	2-5	.400	0-0	.000	2	7	9	4.9	3	4	0	0	0	8	15.6	
at Rutgers	01/28/12	*	33	4-12	.333	3-8	.375	0-0	.000	1	2	3	4.8	0	0	2	0	1	11	15.4	
DEPAUL	02/04/12	*	37	6-12	.500	2-6	.333	2-4	.500	1	4	5	4.8	1	4	1	0	0	16	15.4	
at St. John's	2/8/12	*	30	5-10	.500	3-6	.500	1-2	.500	2	6	8	5.0	1	4	3	0	1	14	15.4	
at Marquette	2/11/12	*	27	2-6	.333	2-3	.667	1-2	.500	3	3	6	5.0	1	2	1	0	0	7	15.0	
PROVIDENCE	2/15/12	*	37	6-15	.400	3-10	.300	7-8	.875	2	6	8	5.1	4	3	1	0	2	22	15.3	
SETON HALL	02/18/12	*	35	3-8	.375	1-5	.200	0-0	.000	2	2	4	5.1	0	3	2	1	0	7	15.0	
LOUISVILLE	02/23/12	*	36	4-11	.364	2-7	.286	2-2	1.000	1	2	3	5.0	1	4	0	1	0	12	14.9	
at USF	2/26/12	*	32	6-14	.429	0-4	.000	1-1	1.000	1	1	2	4.9	1	3	1	0	0	13	14.8	
MARQUETTE	02/29/12	*	36	4-12	.333	1-7	.143	0-1	.000	1	1	2	4.8	0	4	1	0	2	9	14.6	
at Villanova	03/03/12	*	37	5-13	.385	1-6	.167	2-3	.667	1	3	4	4.8	1	3	1	0	0	13	14.6	
vs GEORGETOWN	3/8/12	*	40	4-10	.400	1-6	.167	3-3	1.000	1	3	4	4.8	4	0	2	1	2	12	14.5	
vs Syracuse	3/9/12	*	38	6-10	.600	6-9	.667	0-0	.000	1	2	3	4.7	1	5	3	0	5	18	14.6	
vs Louisville	3/10/12	*	33	2-9	.222	1-4	.250	0-0	.000	1	2	3	4.6	1	2	0	1	1	5	14.3	
vs Texas	3/16/12	*	38	3-7	.429	1-3	.333	1-2	.500	0	4	4	4.6	0	6	0	1	2	8	14.1	
vs Florida State	3/18/12	*	37	5-9	.556	4-6	.667	4-4	1.000	0	6	6	4.7	2	0	2	0	2	18	14.3	
vs Ohio State	3/22/12	*	36	6-12	.500	3-8	.375	0-0	.000	0	1	1	4.6	2	2	3	0	0	15	14.3	
Totals			37	1277	185-432	.428	92-245	.376	66-88	.750	52	117	169	4.6	49	78	56	12	49	528	14.3

2010-11 (FRESHMAN SEASON)

Opponent	Date	gs	min	Total		3-Pointers		Free throws		Rebounds				pf	a	t/o	blk	stl	pts	avg
				fg-fga	pct	3fg-fga	pct	ft-fa	pct	off	def	tot	avg							
MOUNT ST. MARY'S	11/15/10	24	6-11	.545	3-6	.500	6-7	.857	1	2	3	3.0	0	1	1	0	2	21	21.0	
IPFW	11/20/10	23	5-9	.556	2-5	.400	1-3	.333	2	2	4	3.5	1	1	4	1	2	13	17.0	
FLORIDA A&M	11/22/10	19	1-6	.167	1-4	.250	0-0	.000	1	1	2	3.0	1	4	2	0	1	3	12.3	
SAVANNAH STATE	11/24/10	11	1-3	.333	0-1	.000	0-0	.000	1	0	1	2.5	1	0	0	0	0	2	9.8	
vs Dayton	11/27/10	15	3-7	.429	2-5	.400	0-0	.000	0	1	1	2.2	3	0	2	0	0	8	9.4	
WRIGHT STATE	12/01/10	28	8-11	.727	5-6	1.000	5-6	.833	1	1	2	2.2	2	3	0	0	2	26	12.2	
at TOLEDO	12/04/10	25	3-9	.333	2-8	.250	1-2	.500	0	4	4	2.4	1	1	0	0	0	9	11.7	
UTAH VALLEY	12/11/10	21	1-4	.250	1-3	.333	1-2	.500	0	4	4	2.6	1	3	0	0	0	4	10.8	
GEORGIA SOUTHERN	12/14/10	23	3-8	.375	1-4	.250	3-3	1.000	0	4	4	2.8	0	3	2	0	1	10	10.7	
at Oklahoma	12/18/10	24	2-6	.333	1-3	.333	3-4	.750	4	2	6	3.1	2	1	1	0	0	8	10.4	
at Miami	12/21/10	12	0-3	.000	0-1	.000	0-0	.000	0	1	1	2.9	0	1	0	0	1	0	9.5	
ST. FRANCIS (PA.)	12/23/10	25	8-12	.667	3-5	.600	2-4	.500	2	1	3	2.9	1	2	1	0	1	21	10.4	
DEPAUL UNIVERSITY	12/28/10	19	1-4	.250	0-2	.000	0-1	.000	2	2	4	3.0	1	1	1	0	1	2	9.8	
SETON HALL	12/31/10	18	4-6	.667	2-3	.667	4-7	.571	0	6	6	3.2	1	1	1	0	0	14	10.1	
XAVIER UNIVERSITY	01/06/11	10	0-2	.000	0-1	.000	0-0	.000	0	1	1	3.1	2	1	2	0	1	0	9.4	
at Villanova	01/09/11	19	5-12	.417	0-4	.000	1-1	1.000	2	1	3	3.1	4	3	2	0	3	11	9.5	
USF	01/12/11	23	6-10	.600	4-5	.800	2-3	.667	1	2	3	3.1	0	3	0	0	0	18	10.0	
at Syracuse	1/15/11	24	4-9	.444	2-3	.667	1-2	.500	3	0	3	3.1	1	0	0	0	0	11	10.1	
at Notre Dame	1-19-11	25	6-12	.500	1-1	1.000	3-4	.750	2	0	2	3.0	1	1	3	1	1	16	10.4	
at St. John's	01/22/11	18	0-6	.000	0-3	.000	1-2	.500	1	2	3	3.0	1	2	2	0	0	1	9.9	
RUTGERS	01/26/11	20	2-8	.250	1-4	.250	2-2	1.000	1	2	3	3.0	1	1	0	0	0	7	9.8	
WEST VIRGINIA	01/29/11	19	3-9	.333	1-4	.250	0-0	.000	3	3	6	3.1	3	0	1	0	2	7	9.6	
at PITT	02/05/11	11	2-6	.333	0-2	.000	2-2	1.000	1	3	4	3.2	1	0	1	0	1	6	9.5	
at DePaul University	02-08-11	27	6-11	.545	1-2	.500	6-9	.667	3	1	4	3.2	2	5	1	0	2	19	9.9	
ST. JOHNS	02/13/11	22	4-11	.364	4-10	.400	3-4	.750	0	2	2	3.2	3	0	5	0	1	15	10.1	
LOUISVILLE	02/16/11	23	5-8	.625	2-4	.500	6-7	.857	0	2	2	3.1	1	0	1	0	2	18	10.4	
at Providence College	2/19/11	13	3-4	.750	2-2	1.000	0-0	.000	1	0	1	3.0	1	0	1	0	0	8	10.3	
at Georgetown	02/23/11	21	0-4	.000	0-3	.000	0-0	.000	0	4	4	3.1	1	1	1	0	0	0	9.9	
CONNECTICUT	02/27/11	26	4-12	.333	1-4	.250	2-2	1.000	1	6	7	3.2	0	2	2	0	0	11	10.0	
at Marquette	3/2/11	20	3-6	.500	0-2	.000	0-1	.000	2	1	3	3.2	1	2	0	0	1	6	9.8	
GEORGETOWN	03/05/11	24	4-5	.800	3-4	.750	2-2	1.000	1	2	3	3.2	0	0	1	0	0	13	9.9	
vs USF	3/9/2011	21	3-6	.500	0-2	.000	6-6	1.000	1	2	3	3.2	1	2	2	0	0	12	10.0	
vs Notre Dame	03/10/11	26	3-10	.300	1-3	.333	0-0	.000	1	0	1	3.1	3	2	1	0	0	7	9.9	
vs Missouri	03/17/11	22	4-7	.571	0-2	.000	2-3	.667	2	1	3	3.1	0	1	2	0	0	10	9.9	
vs Connecticut	03/19/11	19	1-4	.250	0-2	.000	0-1	.000	2	3	5	3.2	3	2	3	0	2	2	9.7	
Totals		1	720	114-261	437	46-122	377	65-90	722	42	69	111	32	45	52	43	2	27	339	9.7



KELVIN GAINES

R-SO. • C • 6-10 • 227

OCALA, FLA.

ARLINGTON COUNTRY DAY

24

Noting Gaines: Owns a standing reach of 9-2 and wing span of 7-1.

2012-13 Season (R-Sophomore): Played four minutes vs. St. John's (1/5), blocking one shot ... saw one minute of action at Pitt (12/31) ... recorded three blocks in six minutes against Wright State (12/22) ... totaled two points, three rebounds and two blocks vs. Maryland Eastern Shore (12/8) ... saw four minutes of action vs. Arkansas Little-Rock (12/6), producing one block and one steal ... had one rebound in six minutes vs. Oregon (11/24) ... grabbed one board in three minutes vs. Campbell (11/20) ... in 12 minutes of action, totaled three rebounds and three blocks vs. N.C. A&T (11/18) ... saw his first action of the season, playing nine minutes against Miss. Valley St. (11/13), producing four points, three rebounds and a block.

2011-12 Season (R-Freshman): Played in 17 games with one start, averaging 8.5 minutes ... ranked third on the team with 23 blocks ... recorded a season-high seven blocks while grabbing seven rebounds and three steals to go with two points against Chicago State (12/23) in his first career start ... scored a season-high seven points on 3-of-5 shooting to go with six rebounds and three blocks against Arkansas-Pine Bluff (12/21) ... blocked three shots and grabbed five rebounds in the season opener against Alabama State (11/13) ... grabbed three rebounds at St. John's (2/8).

Personal: Kelvin Ivia Gaines ... born Jan. 11, 1991 ... son of Lawrence and Jackie Stewart ... has two brothers and two sisters ... majoring in criminal justice.

GAINES' SEASON & CAREER HIGHS

2012-13 Season		Career
4 vs. MVSU, 11/13/12	Pts	7 vs. Arkansas-Pine Bluff, 12/21/11
1, 2x (last vs. N.C. A&T, 11/18/12)	FG Atts	5 vs. Arkansas-Pine Bluff, 12/21/11
1 vs. MVSU, 11/13/12	FG Made	3 vs. Arkansas-Pine Bluff, 12/21/11
0	3PT-FG Atts	0
0	3PT-FG Made	0
3, 3x (last vs. Maryland Eastern Shore, 12/8/12)	Rebs	7 vs. Chicago State, 12/23/11
0	Assts	1, 2x (last vs. Arkansas-Pine Bluff, 12/21/11)
1 vs. Arkansas Little-Rock, 12/6/12	Stls	3 vs. Chicago State, 12/23/11
3, 2x (last vs. Wright State, 12/22/12)	Blks	7 vs. Chicago State, 12/23/11
12 vs. N.C. A&T, 11/18/12	Mins	22 vs. Chicago State, 12/23/11

GAINES' MISCELLANEOUS STATISTICS

Category	2012-13	Career
Double-Figure Scoring Games	0	0
Double-Figure Rebounding Games	0	0
Double-Double Games	0	0
20-Point Scoring Games	0	0
Games Led UC in Scoring	0	0
Games Led UC in Rebounding	0	1
Games Led UC in Assists	0	0
Games With 3+ Assists	0	0
Games With 3+ Blocks	2	5
Games With 3+ Steals	0	1
Games With 3+ Three-Pointers	0	0

GAME-BY-GAME STATISTICS

2012-13 (SOPHOMORE SEASON)


Opponent	Date	gs	min	Total		3-Pointers		Free throws		Rebounds		pf	a	t/o	blk	stl	pts	avg		
				fg	fga	3fg	3fga	ft	fta	off	tot									
MISS. VALLEY ST.	11/13/12	9	1-1	1,000	0-0	.000	0-0	.000	1	2	3	3.0	4	0	0	1	0	2	2.0	
NORTH CAROLINA A&T	11/18/12	11	0-1	.000	0-0	.000	0-2	.000	1	2	3	3.0	3	0	0	3	0	1	0	
CAMPBELL	11/20/12	3	0-0	.000	0-0	.000	0-0	.000	0	1	1	2.3	0	0	0	0	0	0	0.7	
vs Oregon	11/24/12	6	0-0	.000	0-0	.000	0-2	.000	1	0	1	2.0	0	0	0	0	0	0	0.5	
UALR	12/6/12	4	0-0	.000	0-0	.000	0-0	.000	0	0	0	1.6	1	0	1	1	1	0	0.4	
UMES	12/8/12	8	1-2	500	0-0	.000	0-0	.000	2	1	3	1.8	1	0	1	2	0	2	0.7	
WRIGHT STATE	12/22/12	6	0-1	.000	0-0	.000	0-0	.000	1	0	1	1.7	1	0	0	3	0	0	0.6	
at PITT	12/31/12	1	0-0	.000	0-0	.000	0-0	.000	0	0	0	1.5	0	0	0	0	0	0	0.5	
ST. JOHN'S	1/5/13	4	0-0	.000	0-0	.000	0-0	.000	0	0	0	1.3	0	0	0	1	0	0	0.4	
Totals		0	52	2-5	400	0-0	.000	0-4	.000	6	6	12	1.3	10	0	2	11	1	4	0.4

2011-12 (FRESHMAN SEASON)

Opponent	Date	gs	min	Total		3-Pointers		Free throws		Rebounds		pf	a	t/o	blk	stl	pts	avg		
				fg-fga	pct	3fg-fga	pct	ft-fa	pct	off	tot									
ALABAMA STATE	11/13/11	8	0-0	.000	0-0	.000	0-0	.000	1	4	5	5.0	2	0	0	3	0	0.0		
JACKSONVILLE STATE	11/15/11	8	0-1	.000	0-0	.000	0-0	.000	0	2	2	3.5	0	0	0	2	0	0.0		
PRESBYTERIAN	11/19/11	10	0-2	.000	0-0	.000	0-0	.000	1	0	1	2.7	2	0	1	1	0	0.0		
NORTHWESTERN STATE	11/21/11	5	0-0	.000	0-0	.000	0-2	.000	0	2	2	2.5	0	0	0	1	0	0.0		
MIAMI (OHIO)	11/29/11	3	0-0	.000	0-0	.000	0-0	.000	0	1	1	2.2	0	0	0	0	0	0.0		
at Georgia	12/02/11	0	0-0	.000	0-0	.000	0-0	.000	0	0	0	1.8	0	0	0	0	0	0.0		
at Xavier	12/10/11	9	0-0	.000	0-0	.000	0-0	.000	0	1	1	1.7	0	0	0	1	1	0.0		
at Wright State	12/14/11	17	1-1	1,000	0-0	.000	0-0	.000	0	2	2	1.8	5	1	0	2	0	2.03		
RADFORD	12/17/11	17	1-1	1,000	0-0	.000	1-1	1,000	0	4	4	2.0	4	0	0	2	0	3.06		
ARKANSAS-PINE BLUFF	12/21/11	21	3-5	600	0-0	.000	1-3	.333	3	3	6	2.4	3	1	3	3	0	7.12		
CHICAGO STATE	12/23/11	*	22	1-3	.333	0-0	.000	0-0	.000	3	4	7	2.8	2	0	0	7	3	2.13	
vs Oklahoma	12/29/11	14	0-1	.000	0-0	.000	0-0	.000	1	2	3	2.8	4	0	0	1	1	0.12		
at Pittsburgh	01/01/12	5	0-1	.000	0-0	.000	0-0	.000	1	0	1	2.7	0	0	0	0	0	1.1		
SYRACUSE	01/23/12	1	0-0	.000	0-0	.000	0-0	.000	0	0	0	2.5	1	0	0	0	0	1.0		
DEPAUL	02/04/12	1	0-0	.000	0-0	.000	0-0	.000	0	0	0	2.3	1	0	1	0	0	0.9		
at St. John's	2/8/12	3	0-0	.000	0-0	.000	0-0	.000	1	2	3	2.4	3	0	3	0	0	0.9		
at Marquette	2/11/12	1	0-0	.000	0-0	.000	0-0	.000	0	0	0	2.2	0	0	0	0	0	0.8		
Totals		1	145	6-15	.400	0-0	.000	2-6	.333	11	27	38	2.2	27	2	8	23	5	14	0.8

GAINES' CAREER STATISTICS - ALL GAMES

			Total		3-Point		F-Throws		Rebounds											Scoring	
Season	gp-gs	min/avg	fg-fga	pct	fg-fga	pct	ft-fa	pct	off	def	tot	avg	pf	fo	ast	to	blk	stl	pts	avg	
2011	17-1	145/8.5	6-15	.400	0-0	.000	2-6	.333	11	27	38	2.2	27	1	2	8	23	5	14	0.8	
2012	9-0	52/5.8	2-5	.400	0-0	.000	0-4	.000	6	6	12	1.3	10	0	0	2	11	1	4	0.4	
TOTAL	26-1	197/7.6	8-20	.400	0-0	.000	2-10	.200	17	33	50	1.9	37	1	2	10	34	6	18	0.7	



DAVID NYARSUK

JR.-TR. • C • 7-1 • 230

JUBA, SENEGAL

MOUNTAIN STATE UNIVERSITY (W.VA.)

33

Pronunciation: David Nahr-SUK

Noting Nyarsuk: Tallest player in UC history at 7-1 ... owns a standing reach of 9-6 and a wing span of 7-1.5 ... speaks three languages: English, Arabic and Bari.

2012-13 Season (Junior): Scored six points with three rebounds in 19 minutes at Pitt (12/31) ... recorded four blocks in 10 minutes against Wright State (12/22) ... scored a career-high 12 points with six rebounds and one block vs. Arkansas Little-Rock (12/6) ... totaled three rebounds in 10 minutes vs. Alabama (12/1) ... grabbed five boards in 11 minutes vs. Oregon (11/24) ... recorded five points with five boards, one assist and one block vs. Iowa State (11/23) ... had six points, four rebounds, one block and one steal vs. Campbell (11/20) ... produced six points, six boards, a career-high five blocks and one assist vs. N.C. A&T (11/18) ... scored eight points and grabbed three rebounds in 13 minutes against Miss. Valley St. (11/13) ... tallied nine points on 4-of-6 shooting to go with six rebounds and a pair of blocks in his UC debut vs. UT Martin (11/11).

Prior to Cincinnati: Played two seasons at Mountain State University, an NAIA school in Beckley, W.Va. ... helped guide the Cougars to the 2011 NAIA Division I national championship game, the 2012 national semifinals and a 59-15 combined record ... ranked second in the nation in blocks as a freshman (97) and sophomore (102) while averaging 10.2 points, 8.0 rebounds and 2.8 blocks during his two seasons ... averaged 9.8 points, 8.1 rebounds and 2.9 blocks while shooting 55.7 percent from the field and recording eight double-doubles during the 2011-12 season ... helped the Cougars finish the 2001-12 season ranked fourth in the final coaches' Top 25 poll ... ranked as the 19th-best center in the 2010 recruiting class according to ESPN ... attended Mountain State Academy, also in Beckley, W.Va., where he averaged 10 points, 10 rebounds and four blocks during the 2009-10 season ... averaged 10.1 points, 9.5 rebounds and 2.9 blocks at The Patterson School in Lenoir, N.C. during the 2008-09 campaign.

Personal: David Hillary Nyarsuk ... born Feb. 5, 1991 in Juba, South Sudan ... son of Hillary Modi and Catrina Andria ... has four sisters and two brothers ... majoring in criminal justice.

NYARSUK'S SEASON & CAREER HIGHS

2012-13 Season		Career
12 vs. Arkansas Little-Rock, 12/6/12	Pts	12 vs. Arkansas Little-Rock, 12/6/12
6, 3x (last vs. Arkansas Little-Rock, 12/6/12)	FG Atts	6, 3x (last vs. Arkansas Little-Rock, 12/6/12)
5 vs. Arkansas Little-Rock, 12/6/12	FG Made	5 vs. Arkansas Little-Rock, 12/6/12
0	3PT-FG Atts	0
0	3PT-FG Made	0
6, 3x (last vs. Arkansas Little-Rock, 12/6/12)	Rebs	6, 3x (last vs. Arkansas Little-Rock, 12/6/12)
1, 2x (last vs. Iowa State, 11/23/12)	Assts	1, 2x (last vs. Iowa State, 11/23/12)
1 vs. Campbell, 11/20/12	Stls	1 vs. Campbell, 11/20/12
5 vs. N.C. A&T, 11/18/12	Blks	5 vs. N.C. A&T, 11/18/12
24 vs. UT Martin, 11/11/12	Mins	24 vs. UT Martin, 11/11/12

NYARSUK'S MISCELLANEOUS STATISTICS

Category	2012-13	Career
Double-Figure Scoring Games	1	1
Double-Figure Rebounding Games	0	0
Double-Double Games	0	0
20-Point Scoring Games	0	0
Games Led UC in Scoring	0	0
Games Led UC in Rebounding	0	0
Games Led UC in Assists	0	0
Games With 3+ Assists	0	0
Games With 3+ Blocks	2	2
Games With 3+ Steals	0	0
Games With 3+ Three-Pointers	0	0

GAME-BY-GAME STATISTICS

2012-13 (JUNIOR SEASON)

Opponent	Date	Total				3-Pointers		Free throws		Rebounds										
		gs	min	fg/fga	pct	3fg/3fga	pct	ft/fta	pct	off	def	tot	avg	pf	a	t/o	blk	stl	pts	avg
UT MARTIN	11/11/12	24	4-6	.667	0-0	.000	1-1	1.000	1	5	6	6.0	2	0	0	2	0	9	9.0	
MISS. VALLEY ST.	11/13/12	13	3-5	.600	0-0	.000	2-4	.500	2	1	3	4.5	2	0	1	0	0	8	8.5	
NORTH CAROLINA A&T	11/18/12	12	3-3	1.000	0-0	.000	0-0	.000	2	4	6	5.0	0	1	3	5	0	6	7.7	
CAMPBELL	11/20/12	19	3-6	.500	0-0	.000	0-0	.000	1	3	4	4.8	1	0	1	1	1	6	7.3	
vs Iowa State	11/23/12	23	2-3	.667	0-0	.000	1-2	.500	3	2	5	4.8	2	1	0	1	0	5	6.8	
vs Oregon	11/24/12	11	0-1	.000	0-0	.000	0-0	.000	2	3	5	4.8	5	0	1	0	0	0	5.7	
ALABAMA	12/01/12	10	0-2	.000	0-0	.000	0-0	.000	2	1	3	4.6	0	0	0	0	0	0	4.9	
UALR	12/6/12	17	5-6	.833	0-0	.000	2-3	.667	2	4	6	4.8	4	0	2	1	0	12	5.8	
UMES	12/8/12	16	2-3	.667	0-0	.000	0-0	.000	1	1	2	4.4	3	0	3	2	0	4	5.6	
at Marshall	12/15/12	16	2-3	.667	0-0	.000	0-0	.000	2	3	5	4.5	3	0	2	1	0	4	5.4	
vs Xavier	12/19/12	10	0-0	.000	0-0	.000	0-0	.000	1	1	2	4.3	0	0	1	1	0	0	4.9	
WRIGHT STATE	12/22/12	10	1-4	.250	0-0	.000	0-0	.000	1	1	2	4.1	2	0	0	4	0	2	4.7	
NEW MEXICO	12/27/12	9	1-1	1.000	0-0	.000	0-0	.000	0	0	0	3.8	1	0	0	0	0	2	4.5	
at PITT	12/31/12	19	3-3	1.000	0-0	.000	0-0	.000	3	0	3	3.7	2	0	0	0	0	6	4.6	
ST. JOHN'S	1/5/13	6	0-1	.000	0-0	.000	0-0	.000	0	0	0	3.5	0	0	0	1	0	0	4.3	
Totals		0	215	29-47	.617	0-0	.000	6-10	.600	23	29	52	3.5	27	2	14	19	1	64	4.3

NYARSUK'S CAREER STATISTICS - ALL GAMES

			Total		3-Point		F-Throws		Rebounds											Scoring	
Season	gp-gs	min/avg	fg-fga	pct	fg-fga	pct	ft-fa	pct	off	def	tot	avg	pf	fo	ast	to	blk	stl	pts	avg	
2012	15-0	215/14.3	29-47	.617	0-0	.000	6-10	.600	23	29	52	3.5	27	1	2	14	19	1	64	4.3	
TOTAL	15-0	215/14.3	29-47	.617	0-0	.000	6-10	.600	23	29	52	3.5	27	1	2	14	19	1	64	4.3	

SR • G • 6-3 • 198
SUFFOLK, VA.
KING'S FORK

44

2012-13 Season (Senior): Scored 13 points and tied Cheikh Mbojé for team lead with five rebounds while adding an assist in 36 minutes at Pitt (12/31) ... recorded 14 points with six rebounds and two assists vs. New Mexico (12/27) ... scored a game-high 21 points, including 16 in the second half to go with a trio of three-pointers against Wright State (12/22) ... tallied 11 points with six rebounds, one assist and one steal vs. Xavier (12/19) ... had 12 points with six rebounds and four assists vs. Maryland Eastern Shore (12/8) ... scored 11 points with three steals, two rebounds and two assists vs. Arkansas Little-Rock (12/6) ... produced team highs in points (13), rebounds (6) and assists (2) with one steal vs. Alabama (12/1) ... scored 16 points with four rebounds and one steal vs. Oregon (11/24) ... had two points and two boards with one steal in 19 minutes vs. Iowa State (11/23) ... set season highs in points (21) and rebound (8) with two assists vs. Campbell (11/20) ... dished out a game-high-tying five assists with three points and three rebounds vs. N.C. A&T (11/18) ... tallied 13 points with four rebounds, three steals and two assists against Miss. Valley St. (11/13/12) ... scored eight points to go with six rebounds in the season opener against UT Martin (11/11).

Personal: JaQuon Louis Parker ... born March 29, 1990 in Suffolk, Va. ... son of Gwinn Parker and Jociba Rodgers ... has three brothers: Mike Parker, Ahmar Parker and Jociba Brinkley and two sisters: Chasady and Tamara Parker ... majoring in criminal justice.

2012-13 Season		Career
21, 2x (last vs. Wright State, 12/22/12)	Pts	28 vs. Marquette, 2/29/12
16 vs. Oregon, 11/24/12	FG Atts	18 vs. Marquette, 2/29/12
8 vs. Wright State, 12/22/12	FG Made	10 vs. Marquette, 2/29/12
5, 4x (last vs. New Mexico, 12/27/12)	3PT-FG Atts	6, 2x (last at Pittsburgh, 1/1/12)
3, 2x (last vs. New Mexico, 12/27/12)	3PT-FG Made	4 at Pitt, 1/1/12
8 vs. Campbell, 11/20/12	Rebs	11 vs. Florida State, 3/18/12
5 vs. N.C. A&T, 11/18/12	Assts	6 vs. St. Francis, 12/23/10
3, 2x (last vs. Arkansas Little-Rock, 12/6/12)	Stls	3, 2x (last vs. Arkansas Little-Rock, 12/6/12)
1 vs. UT Martin, 11/11/12	Blks	1, 3x (last vs. Villanova, 1/14/12)
36, 3x (last at Pitt, 12/31/12)	Mins	46 vs. Georgetown, 3/8/12

Category	2012-13	Career
Double-Figure Scoring Games	9	25
Double-Figure Rebounding Games	0	2
Double-Double Games	0	0
20-Point Scoring Games	1	3
Games Led UC in Scoring	2	6
Games Led UC in Rebounding	2	9
Games Led UC in Assists	3	8
Games With 3+ Assists	2	12
Games With 3+ Blocks	0	0
Games With 3+ Steals	2	2
Games With 3+ Three-Pointers	2	9

2012-13 (SENIOR SEASON)

Opponent	Date	gs	min	Total		3-Pointers		Free throws		Rebounds				pf	a	blk	stl	pts	avg
				fg	pct	3fg	pct	ft	pct	off	def	tot	avg						
UT MARTIN	11/11/12 *	21	2-3	.667	2-3	.667	2-2	1.000	1	5	6	6.0	1	2	2	1	1	8	8.0
MISS. VALLEY ST.	11/13/12 *	20	5-11	.455	1-3	.333	2-3	.667	4	0	4	5.0	1	2	0	0	3	13	10.5
NORTH CAROLINA A&T	11/18/12 *	13	1-5	.200	0-1	.000	1-1	1.000	0	3	3	4.3	1	5	0	0	0	3	8.0
CAMPBELL	11/20/12 *	30	7-10	.700	2-3	.667	5-11	.455	4	4	8	5.3	2	2	1	0	0	21	11.3
vs Iowa State	11/23/12 *	19	1-7	.143	0-2	.000	0-0	.000	1	1	2	4.6	0	3	0	3	1	2	9.4
vs Oregon	11/24/12 *	35	6-16	.375	2-4	.500	2-5	.400	2	2	4	4.5	1	0	1	0	1	16	10.5
ALABAMA	12/01/12 *	32	6-12	.500	1-2	.500	0-1	.000	2	4	6	4.7	1	2	2	0	1	13	10.9
UALR	12/6/12 *	23	4-8	.500	2-5	.400	1-2	.500	0	2	2	4.4	2	2	0	0	3	11	10.9
UMES	12/8/12 *	24	4-14	.286	2-5	.400	2-6	.333	3	3	6	4.6	0	4	0	0	1	12	11.0
at Marshall	12/15/12 *	26	3-8	.375	0-1	.000	2-2	1.000	1	2	3	4.4	3	1	0	0	0	8	10.7
vs Xavier	12/19/12 *	36	2-10	.200	0-2	.000	7-10	.700	5	1	6	4.5	2	1	2	0	1	11	10.7
WRIGHT STATE	12/22/12 *	30	8-15	.533	3-5	.600	2-5	.400	3	2	5	4.6	1	0	0	0	0	21	11.6
NEW MEXICO	12/27/12 *	36	5-14	.357	3-5	.600	1-1	1.000	2	4	6	4.7	3	2	4	0	0	14	11.8
at PITT	12/31/12 *	36	4-10	.400	0-2	.000	5-8	.625	0	5	5	4.7	1	1	0	0	0	13	11.9
ST. JOHNS	1/5/13 *	33	1-8	.125	0-3	.000	1-2	.500	2	2	4	4.7	0	2	3	0	2	3	11.3
Totals		15	414	59-151	.391	18-46	.391	33-59	.559	30	40	70	4.7	22	26	18	14	169	11.1

			Total		3-Point		F-Throws		Rebounds											Scoring	
Season	gp-gs	min/avg	fg-fga	pct	fg-fga	pct	ft-fa	pct	off	def	tot	avg	pf	fo	ast	to	blk	stl	pts	avg	
2009	26-8	342/13.2	37-82	.451	17-47	.362	20-33	.606	21	52	73	2.8	22	0	26	19	1	9	111	4.3	
2010	23-1	196/8.5	9-49	.184	3-20	.150	14-24	.583	12	28	40	1.7	10	0	18	13	1	5	35	1.5	
2011	30-24	798/26.6	99-238	.416	26-70	.371	57-84	.679	55	113	168	5.6	55	0	38	31	2	17	281	9.4	
2012	15-15	414/27.6	59-151	.391	18-46	.391	33-59	.559	30	40	70	4.7	22	0	26	18	1	14	169	11.3	
TOTAL	94-48	1750/18.6	204-520	.392	64-183	.350	124-200	.620	118	233	351	3.7	109	0	108	81	5	45	596	6.3	

PLAYER GAME-BY-GAME STATISTICS

44 - JAQUON PARKER • C • 6-3 • 198 • SR. • SUFFOLK, VA.

2011-12 (JUNIOR SEASON)

Opponent	Date	gs	min	Total		3-Pointers		Free throws		Rebounds				pf	a	t/o	blk	stl	pts	avg
				fg-fga	pct	3fg-fga	pct	ft-fa	pct	off	def	tot	avg							
at Xavier	12/10/11	15	1-2	500	0-0	.000	2-2	1.000	2	1	3	3.0	3	0	1	0	1	4	4.0	
at Wright State	12/14/11	* 23	5-8	625	2-3	.667	2-3	.667	4	2	6	4.5	3	1	3	0	0	14	9.0	
RADFORD	12/17/11	* 26	4-7	571	1-1	1.000	0-0	.000	3	6	9	6.0	1	3	1	0	0	9	9.0	
ARKANSAS-PINE BLUFF	12/21/11	* 18	5-7	714	3-3	1.000	4-5	.800	1	0	1	4.8	2	0	1	0	0	17	11.0	
CHICAGO STATE	12/23/11	* 23	4-6	667	0-1	.000	0-0	.000	1	6	7	5.2	1	4	1	0	0	8	10.4	
vs Oklahoma	12/29/11	* 34	2-8	250	1-3	.333	6-6	1.000	4	5	9	5.8	0	2	0	0	1	11	10.5	
at Pittsburgh	01/01/12	* 37	7-11	636	4-6	.667	3-5	.600	4	3	7	6.0	2	3	1	0	1	21	12.0	
NOTRE DAME	01/04/12	* 31	3-8	375	3-5	.600	2-2	1.000	0	5	5	5.9	2	1	1	0	1	11	11.9	
ST. JOHN'S	01/07/12	* 21	0-7	.000	0-1	.000	0-0	.000	3	3	6	5.9	1	1	0	0	2	0	10.6	
at Georgetown	01/09/12	* 11	0-1	.000	0-1	.000	0-0	.000	1	1	2	5.5	0	0	0	0	1	0	9.5	
VILLANOVA	01/14/12	17	2-4	500	1-2	.500	2-3	.667	0	0	0	5.0	4	1	0	1	0	7	9.3	
at Connecticut	1/18/12	20	5-10	500	2-4	.500	0-0	.000	0	4	4	4.9	3	1	0	0	0	12	9.5	
at West Virginia	1/21/12	26	3-7	429	0-1	.000	3-5	.600	2	4	4	4.8	3	0	1	0	1	9	9.5	
SYRACUSE	01/23/12	17	1-7	.143	0-3	.000	0-0	.000	1	3	4	4.8	4	0	0	0	0	2	8.9	
at Rutgers	01/28/12	21	2-8	250	0-3	.000	3-4	.750	0	3	3	4.7	4	1	3	0	1	7	8.8	
DEPAUL	02/04/12	* 24	2-3	.667	0-0	.000	0-0	.000	0	5	5	4.7	1	0	3	0	1	4	8.5	
at St. John's	2/8/12	* 25	2-6	.333	0-0	.000	1-2	.500	2	3	5	4.7	0	1	1	0	1	5	8.3	
at Marquette	2/11/12	* 32	6-12	500	0-2	.000	3-6	.500	3	5	8	4.9	3	4	1	0	1	15	8.7	
PROVIDENCE	2/15/12	* 28	3-9	.333	0-0	.000	2-2	1.000	1	4	5	4.9	0	0	1	0	0	8	8.6	
SETON HALL	02/18/12	* 32	4-9	444	2-5	.400	2-4	.500	1	6	7	5.0	1	0	0	1	1	12	8.8	
LOUISVILLE	02/23/12	* 14	0-4	.000	0-1	.000	0-0	.000	3	1	4	5.0	0	1	0	0	0	0	8.4	
at USF	2/26/12	* 32	2-9	222	1-3	.333	1-2	.500	1	4	5	5.0	0	0	0	0	0	6	8.3	
MARQUETTE	02/29/12	* 35	10-18	556	2-4	.500	6-8	.750	2	5	7	5.0	3	2	0	0	0	28	9.1	
at Villanova	03/03/12	* 31	3-7	429	1-2	.500	4-5	.800	2	7	10	5.2	3	3	1	0	0	11	9.2	
vs GEORGETOWN	3/8/12	* 46	4-10	400	1-4	.250	0-0	.000	3	7	10	5.2	3	3	1	0	0	9	9.2	
vs Syracuse	3/9/12	* 31	2-8	250	0-1	.000	5-7	.714	2	6	8	5.3	1	0	1	0	2	9	9.2	
vs Louisville	3/10/12	* 32	5-9	556	0-1	.000	0-4	.000	0	7	7	5.4	3	3	1	0	1	10	9.2	
vs Texas	3/16/12	* 34	6-15	400	1-5	.200	0-0	.000	2	4	6	5.4	2	3	2	0	0	13	9.4	
vs Florida State	3/18/12	* 30	1-8	250	0-1	.000	5-6	.833	5	6	11	5.6	3	4	1	0	0	9	9.3	
vs Ohio State	3/22/12	* 32	4-10	400	1-4	.250	1-3	.333	2	4	6	5.6	2	2	3	0	1	10	9.4	
Totals		24	798	99-238	416	26-70	.371	57-84	.679	55	113	168	5.6	55	38	31	2	17	281	9.4

2010-11 (SOPHOMORE SEASON)

Opponent	Date	gs	min	Total		3-Pointers		Free throws		Rebounds				pf	a	t/o	blk	stl	pts	avg
				fg-fga	pct	3fg-fga	pct	ft-fa	pct	off	def	tot	avg							
MOUNT ST. MARY'S	11/15/10	14	0-1	.000	0-1	.000	2-2	1.000	1	0	1	1.0	2	0	1	0	0	2	2.0	
IPFW	11/20/10	6	0-3	.000	0-2	.000	0-0	.000	0	1	1	1.0	0	0	0	0	0	0	1.0	
FLORIDA A&M	11/22/10	14	1-4	250	1-3	.333	1-2	.500	2	3	5	2.3	1	0	0	0	0	4	2.0	
SAVANNAH STATE	11/24/10	13	1-4	250	1-1	1.000	0-0	.000	0	2	2	2.3	1	0	0	0	1	3	2.3	
vs Dayton	11/27/10	19	0-3	.000	0-2	.000	1-2	.500	0	2	2	2.2	1	1	0	1	0	1	2.0	
WRIGHT STATE	12/01/10	7	0-1	.000	0-1	.000	0-2	.000	1	1	2	2.2	0	2	1	0	0	0	1.7	
at TOLEDO	12/04/10	21	1-5	200	0-2	.000	0-0	.000	1	3	4	2.4	0	4	1	0	0	2	1.7	
UTAH VALLEY	12/11/10	10	0-3	.000	0-1	.000	3-5	.600	1	0	1	2.3	1	0	3	0	0	3	1.9	
GEORGIA SOUTHERN	12/14/10	17	1-3	.333	0-1	.000	4-4	1.000	0	4	4	2.4	0	2	1	0	1	6	2.3	
at Oklahoma	12/18/10	7	0-2	.000	0-1	.000	0-0	.000	0	3	3	2.5	1	2	0	0	1	0	2.1	
at Miami	12/21/10	2	0-0	.000	0-0	.000	0-0	.000	0	0	0	2.3	0	0	0	0	0	0	1.9	
ST. FRANCIS (PA.)	12/23/10	* 20	2-7	286	1-2	.500	0-2	.000	2	6	8	2.8	1	6	1	0	2	5	2.2	
DEPAUL UNIVERSITY	12/28/10	7	0-0	.000	0-0	.000	0-0	.000	1	1	2	2.7	1	0	0	0	0	0	2.0	
at Villanova	01/09/11	4	0-1	.000	0-0	.000	0-0	.000	0	0	0	2.5	0	1	2	0	0	0	1.9	
USF	01/12/11	3	0-0	.000	0-0	.000	1-2	.500	0	0	0	2.3	0	0	0	0	0	1	1.8	
at Notre Dame	1-19-11	4	0-2	.000	0-0	.000	1-2	.500	1	1	2	2.3	0	0	0	0	0	1	1.8	
at St. John's	01/22/11	1	0-0	.000	0-0	.000	0-0	.000	0	0	0	2.2	0	0	0	0	0	0	1.6	
at PITT	02/05/11	7	0-1	.000	0-0	.000	0-0	.000	1	0	1	2.1	0	0	1	0	0	0	1.6	
at Marquette	3/2/11	3	0-0	.000	0-0	.000	0-0	.000	0	0	0	2.0	0	0	0	0	0	0	1.5	
GEORGETOWN	03/05/11	2	0-0	.000	0-0	.000	0-0	.000	0	0	0	1.9	0	0	0	0	0	0	1.4	
vs USF	3/9/2011	3	2-2	1.000	0-0	.000	1-1	1.000	0	0	0	1.8	0	0	0	0	0	0	5	1.6
vs Notre Dame	03/10/11	8	0-5	.000	0-2	.000	0-0	.000	1	1	2	1.8	1	0	2	0	0	0	1.5	
vs Connecticut	03/19/11	4	1-2	500	0-1	.000	0-0	.000	0	0	0	1.7	0	0	0	0	0	2	1.5	
Totals		1	196	9-49	.184	3-20	.150	14-24	.583	12	28	40	1.7	10	18	13	1	5	35	1.5

2009-10 (FRESHMAN SEASON)

Opponent	Date	gs	min	Total		3-Pointers		Free throws		Rebounds			pf	a	t/o	blk	stl	pts	avg	
				fg-fga	pct	3fg-fga	pct	ft-fa	pct	off	def	tot								avg
PRAIRIE VIEW A&M	11/16/09	3	0-0	.000	0-0	.000	0-0	.000	0	0	0	0	0	0	0	0	0	0	0.0	
TOLEDO	11/18/09	13	2-3	.667	1-2	.500	0-0	.000	0	5	5	2.5	0	2	0	0	1	5	2.5	
vs VANDERBILT	11/23/09	8	2-2	1.000	0-0	.000	0-0	.000	0	1	1	2.0	0	1	1	0	0	4	3.0	
vs MARYLAND	11/24/09	16	1-3	.333	0-2	.000	0-1	.000	0	4	4	2.5	4	1	1	0	1	2	2.8	
vs GONZAGA	11/25/09	2	0-1	.000	0-1	.000	0-0	.000	0	1	1	2.2	1	0	0	0	0	0	2.2	
TEXAS SOUTHERN	12/01/09	23	2-6	.333	0-3	.000	6-9	.667	0	7	7	3.0	1	3	0	0	1	10	3.5	
MIAMI (OH)	12/10/09	* 6	0-1	.000	0-1	.000	0-0	.000	0	2	2	2.9	0	0	1	0	1	0	3.0	
at Xavier	12/13/09	3	0-0	.000	0-0	.000	0-0	.000	0	0	0	2.5	1	0	0	0	0	0	2.6	
LIPSCOMB	12/19/09	16	2-5	.400	2-5	.400	0-0	.000	0	3	3	2.6	0	2	2	0	0	6	3.0	
WINTHROP	12/22/09	8	1-1	1.000	1-1	1.000	0-0	.000	1	2	3	2.6	0	0	1	0	0	3	3.0	
CS BAKERSFIELD	01/06/10	15	3-6	.500	3-5	.600	0-1	.000	1	4	5	2.8	0	2	1	0	1	9	3.5	
at St. John's	01/13/10	3	0-0	.000	0-0	.000	2-2	1.000	0	3	3	2.8	0	0	0	0	0	2	3.4	
NOTRE DAME	01/16/10	12	2-4	.500	1-3	.333	0-0	.000	0	0	0	2.6	2	1	0	0	0	5	3.5	
USF	01/20/10	* 35	6-8	.750	1-2	.500	2-3	.667	0	4	4	2.7	0	5	0	1	0	15	4.4	
at LOUISVILLE	01/24/10	* 21	1-4	.250	1-3	.333	0-0	.000	3	2	5	2.9	2	0	0	0	3	4	3.3	
PROVIDENCE	01/30/10	9	1-3	.333	0-0	.000	4-6	.667	1	2	3	2.9	1	1	0	0	0	6	4.4	
at Notre Dame	02/04/10	10	0-0	.000	0-0	.000	1-2	.500	1	0	1	2.8	2	1	1	0	0	1	4.2	
SYRACUSE	02/07/10	3	0-0	.000	0-0	.000	0-0	.000	0	0	0	2.6	0	0	1	0	0	0	3.9	
at USF	02/16/10	9	1-2	.500	0-0	.000	0-0	.000	0	1	1	2.5	1	0	2	0	0	2	3.8	
VILLANOVA	03/02/10	9	2-4	.500	1-3	.333	0-0	.000	0	1	1	2.5	2	1	0	0	0	5	3.9	
at Georgetown	03/06/10	14	0-4	.000	0-2	.000	0-2	.000	1	2	3	2.5	0	0	0	0	1	0	3.7	
vs Rutgers	03/09/10	* 29	4-8	.500	3-6	.500	2-3	.667	3	2	5	2.6	2	1	1	0	0	13	4.1	
vs LOUISVILLE	03/10/10	* 28	3-5	.600	0-1	.000	2-3	.667	7	2	9	2.9	2	3	1	0	2	8	4.3	
vs West Virginia	03/11/10	* 11	0-2	.000	0-0	.000	0-0	.000	1	0	1	2.8	0	0	1	0	0	0	4.1	
WEBER STATE	03/17/10	* 29	2-6	.333	1-4	.250	1-1	1.000	1	4	5	2.9	1	2	2	0	1	6	4.2	
DAYTON	03/22/10	* 7	2-4	.500	2-3	.667	0-0	.000	1	0	1	2.8	0	0	1	0	0	6	4.3	
Totals		8	342	37-82	.451	17-47	.362	20-33	.606	21	52	73	2.8	22	26	19	1	9	111	4.3

GAME 1

UT Martin57
at No. 24/rv Cincinnati 80
Nov. 11, 2012 • Cincinnati, Ohio
(Fifth Third Arena)

(AP) - Cashmere Wright scored 16 points and Sean Kilpatrick added 14 as No. 24 Cincinnati cruised to an 80-57 season-opening win over Tennessee-Martin.

Eleven different players scored for the Bearcats. Justin Jackson had 11 rebounds and Cincinnati blocked 10 shots.

Titus Rubles, a junior-college transfer making his Bearcats debut, came off the bench to score eight points and grab seven rebounds.

Jeremy Washington, who scored 10 points in Tennessee-Martin's season-opening 84-69 loss at Arkansas-Little Rock on Friday, led the Skyhawks (0-2) with 15 points. Myles Taylor and Mike Liabo each 12 points while Justin Childs chipped in with 10 for Tennessee-Martin.

Cincinnati improved to 91-21 in season openers, including 80-10 at home. Cincinnati has won 47 of its last 48 season openers at home, the only loss coming to Belmont 86-75 in the 2007-2008 tip-off.

The win was the 114th for Bearcats' coach Mick Cronin, snapping a tie with Ed Jucker for fifth place on the program's career coaching wins list. Cronin, starting his seventh year at his alma mater, is 114-88. Jucker guided Cincinnati to NCAA championships in 1961 and 1962.

UT Martin (0-2)

Name	fg-a	3-a	ft-a	o-d-t	pf	tp	a	to	b	s	m
Taylor, M.	5-14	0-3	2-2	1-5-6	5	12	0	0	1	2	26
Washington	4-12	0-1	7-7	3-3-6	1	15	1	2	1	3	31
Jones	1-7	1-3	2-4	0-2-2	4	5	0	1	0	0	20
Minor	0-1	0-0	0-0	0-3-3	4	0	1	2	0	4	26
Childs	3-10	2-5	2-2	1-1-2	1	10	1	1	0	3	36
Dowdell	0-1	0-0	0-0	1-0-1	1	0	0	1	0	1	11
Oldham	1-1	1-1	0-0	0-1-1	2	3	0	0	0	0	6
Taylor, K.	0-0	0-0	0-0	0-0-0	0	0	0	0	0	0	6
Smith	0-0	0-0	0-0	0-0-0	0	0	0	1	0	0	0+
Liabo	5-17	2-9	0-3	1-4-5	1	12	3	0	0	0	26
McLaughlin	0-4	0-0	0-2	1-2-3	3	0	0	2	0	0	12
TEAM				1-1-2							
Totals	19-67	6-22	13-20	9-22-31	22	57	6	10	2	13	

Cincinnati (1-0)

Name	fg-a	3-a	ft-a	o-d-t	pf	tp	a	to	b	s	m
Jackson	3-6	0-1	1-4	3-8-11	2	7	2	5	1	2	24
Mbodj	1-4	0-0	3-5	3-3-6	3	5	0	0	4	1	16
Wright	6-10	4-7	0-0	0-4-4	2	16	3	3	0	0	19
Kilpatrick	5-11	1-5	3-5	1-2-3	0	14	1	3	0	1	23
Parker	2-3	2-3	2-2	1-5-6	1	8	2	2	1	1	21
Davis III	2-5	1-2	0-0	0-1-1	1	5	3	0	0	0	13
Rubles	3-6	0-1	2-4	3-4-7	1	8	4	3	0	0	16
Thomas	1-4	0-0	1-2	0-1-1	1	3	0	1	0	0	12
Eppenstein	0-1	0-1	0-0	0-0-0	0	0	0	0	0	1	1
Guyn	1-2	1-1	1-2	0-2-2	3	4	1	1	2	0	17
Sanders	0-1	0-0	1-2	1-1-2	0	1	3	1	0	0	14
Nyarsuk	4-6	0-0	1-1	1-5-6	2	9	0	0	2	0	24
TEAM				2-3-5							
Totals	28-59	9-21	15-27	15-39-54	16	80	19	19	10	6	

Score by Periods

	1st	2nd	Total
UT Martin	17	40	57
Cincinnati	43	37	80
FG%:UTM 28.4, CIN 47.5; 3FG%: UTM 27.3, CIN 42.9; FT%: UTM 65.0, CIN 55.6; Officials: Wally Rutecki, Tony Greene, Lamar Simpson			
Attendance: 5,728			
Points in the paint-UTM 18,CIN 36. Points off turnovers-UTM 15,CIN 7.			
2nd chance points-UTM 13,CIN 7. Fast break points-UTM 6,CIN 14.			
Bench points-UTM 15,CIN 30. Score tied-1 time. Lead changed-1 time.			
Last FG-UTM 2nd-00:00, CIN 2nd-01:13.			
Largest lead-UTM by 2 1st-18:56, CIN by 36 2nd-13:59.			

GAME 2

Mississippi Valley State 60
at No. 24/24 Cincinnati102
Nov. 13, 2012 • Cincinnati, Ohio
(Fifth Third Arena)

Sean Kilpatrick scored a game-high 20 points as No. 24 Cincinnati defeated Mississippi Valley State 102-60.

Kilpatrick produced 13 of his 20 points in the second to lead a trio of Bearcats double-digit scorers. JaQuon Parker and Cashmere Wright added 13 and 11, respectively.

The Bearcats shot 55 percent from the field for the game, including a blistering 67 percent in the second half.

Defensively, UC held the Delta Devils to 34.4 percent, including 29.4 percent in the first half, while out-rebounding MVSU 54-60 and blocking seven shots, led by Cheikh Mbodj's (four swats. Mbodj, who totaled eight points and six rebounds, has eight blocks through the first two games of the season. Kilpatrick and Justin Jackson each totaled a game-high eight rebounds.

Cincinnati built a 20-point halftime lead, at 43-23, thanks to 11 points scored off seven MVSU turnovers and a solid defensive effort that held the Delta Devils to a 29.4 shooting percentage. The Bearcats produced five blocked shots, including three from Mbodj, and outrebounded MVSU 32-16 through the first 20 minutes.

Mississippi Valley State (0-2)

Name	fg-a	3-a	ft-a	o-d-t	pf	tp	a	to	b	s	m
Page	6-16	0-0	0-0	1-7-8	2	12	1	3	1	0	34
Usher	4-9	2-4	4-10	1-3-4	2	14	1	4	0	2	37
Brandt	1-8	1-6	0-0	0-1-1	4	3	2	1	0	0	22
Francis	3-14	0-0	1-4	1-3-4	3	7	1	3	0	0	27
Smith	3-4	0-0	3-3	2-3-5	3	9	0	1	1	2	24
Marshall	4-7	4-5	1-2	0-1-1	1	13	2	2	0	0	25
Dobbs	2-9	0-3	0-0	0-2-2	1	4	1	0	0	1	16
Samples	0-2	0-0	0-0	0-0-0	1	0	0	1	0	0	4
Henry	0-0	0-0	0-0	0-0-0	0	0	0	0	0	0	1
Ralling	1-3	0-1	0-0	0-0-0	3	2	0	1	0	0	10
Framery	0-0	0-0	0-0	0-0-0	0	0	0	0	0	0	6
Tomlin	3-7	0-0	0-0	0-1-1	2	6	6	2	0	1	23
Holley	1-1	0-0	0-0	1-1-2	1	2	0	0	0	0	5
TEAM				5-1-6							
Totals	22-64	7-19	9-19	10-16-26	21	60	13	15	1	6	

Cincinnati (2-0)

Name	fg-a	3-a	ft-a	o-d-t	pf	tp	a	to	b	s	m
Jackson	2-3	0-0	1-2	1-7-8	4	5	0	3	0	0	15
Mbodj	3-8	0-0	2-4	3-3-6	2	8	0	0	4	0	19
Wright	4-10	3-7	0-0	0-0-0	0	11	5	1	0	1	22
Kilpatrick	9-12	2-3	0-0	1-6-7	0	20	1	2	0	1	25
Parker	5-11	1-3	2-3	4-0-4	1	13	2	0	0	3	20
Davis	2-4	1-2	4-4	0-4-4	1	9	2	3	0	0	10
Rubles	3-6	1-2	1-3	0-7-7	0	8	5	0	2	0	20
Thomas	3-3	0-0	0-0	2-2-4	0	6	2	2	0	0	11
Eppenstein	0-0	0-0	0-0	0-0-0	0	0	1	0	0	0	3
Guyn	1-2	0-0	2-2	0-1-1	3	4	1	1	0	1	20
Sanders	3-5	0-1	2-3	0-3-3	0	8	1	2	0	1	13
Gaines	1-1	0-0	0-0	1-2-3	4	2	0	0	1	0	9
Nyarsuk	3-5	0-0	2-4	2-1-3	2	8	0	1	0	0	13
TEAM				4-0-4							
Totals	39-70	8-18	16-25	18-36-54	17	102	20	15	7	7	

Score by Periods

	1st	2nd	Total
Miss. Valley St.	23	37	60
Cincinnati	43	59	102
FG%:MVSU 34.4, CIN 55.7; 3FG%: MVSU 36.8, CIN 44.4; FT%: MVSU 47.4, CIN 64.0; Officials: John Gaffney, Paul Szec, Earl Walton			
Technical fouls: Miss. Valley St.-None. Cincinnati-None.			
Attendance: 5,617			
Points in the paint-MVSU 18,CIN 56. Pts off turnovers-MVSU 2,CIN 19.			
2nd chance points-MVSU 11,CIN 13. Fast break pts-MVSU 4,CIN 23.			
Bench pts-MVSU 14,CIN 45. Score tied-0 times. Lead changed-0 times.			
Last FG-MVSU 2nd-01:09, CIN 2nd-00:18.			
Largest lead-MVSU None, CIN by 42 2nd-01:30.			

GAME 3

GLOBAL SPORTS CLASSIC FIRST ROUND

North Carolina A&T 39
at No. 24/24 Cincinnati 93
Nov. 18, 2012 • Cincinnati, Ohio
(Fifth Third Arena)

Sean Kilpatrick scored a career-high 29 points as No. 24-ranked Cincinnati defeated North Carolina A&T 93-39. He made a career-best eight 3-pointers in 12 attempts, while adding seven rebounds and a game-high five assists.

The Bearcats had a big day on the defensive end. UC's 56 rebounds are their most during head coach Mick Cronin's tenure, as were their 12 blocked shots, while their 15 steals were the most since Dec. 22, 2009 vs. Arkansas Pine-Bluff. The Aggies' 15.2 shooting percentage is the lowest in the Cronin era. The 54-point margin of victory is the highest for UC since the 1995 season (63 points Dec. 19, 1994 vs. Cal-State Northridge).

Also scoring in double digits for UC was Cashmere Wright, who recorded 13 points with four steals, three boards and two assists. Bearcats centers David Nyarsuk and Cheikh Mbodj recorded block totals of five and four, respectively.

U C's passing was crisp throughout the game as the Bearcats produced 24 assists on 36 made field goals and shot 51.4 percent.

North Carolina A&T (1-3)

Name	fg-a	3-a	ft-a	o-d-t	pf	tp	a	to	b	s	m
Upchurch	0-5	0-0	3-6	0-1-1	2	3	0	1	1	1	15
Witter	2-10	1-4	0-0	2-7-9	2	5	0	3	3	0	29
Louisme	0-6	0-4	5-6	2-1-3	1	5	2	1	0	2	18
Buck	0-3	0-1	1-2	1-2-3	3	1	0	1	0	0	23
Middleton	4-17	0-6	3-3	2-4-6	1	11	2	4	0	1	31
Smith	0-3	0-1	0-1	1-1-2	1	0	0	1	0	0	11
Powell	0-2	0-1	0-0	0-0-0	3	0	1	1	0	0	9
King	0-2	0-1	0-0	0-0-0	1	0	0	0	0	1	3
Underwood	2-6	2-3	2-2	0-1-1	3	8	0	3	0	1	20
Stewart	1-3	0-1	0-0	0-1-1	1	2	0	3	0	0	9
Behohn-Tolly	0-0	0-0	2-4	1-1-2	1	2	0	0	1	0	5
Siverand	0-0	0-0	0-0	1-1-2	2	0	0	0	0	0	4
Beckford	1-7	0-0	0-0	4-2-6	1	2	0	0	0	0	17
Butler	0-2	0-0	0-0	1-2-3	0	0	0	1	0	0	6
TEAM				3-1-4							
Totals	10-66	3-22	16-24	18-25-43	22	39	5	20	5	6	

Cincinnati (3-0)

Name	fg-a	3-a	ft-a	o-d-t	pf	tp	a	to	b	s	m
Jackson	3-6	0-0	0-0	4-3-7	1	6	3	2	0	3	16
Mobdj	4-4	0-0	0-0	1-3-4	1	8	0	1	4	0	18
Wright	4-10	3-8	2-4	1-2-3	2	13	2	1	0	4	18
Kilpatrick	10-15	8-12	1-4	1-6-7	0	29	5	0	0	2	26
Parker	1-5	0-1	1-1	0-3-3	1	3	5	0	0	0	13
Davis III	2-6	0-2	1-2	0-4-4	4	5	0	1	0	0	13
Rubles	2-5	0-1	2-4	0-3-3	3	6	2	1	0	4	18
Thomas	3-8	0-1	0-0	1-3-4	1	6	3	2	0	0	20
Eppenstein	0-0	0-0	1-2	0-1-1	0	1	1	0	0	1	1
Guyn	3-5	1-2	1-1	0-4-4	1	8	1	1	0	1	17
Sanders	1-2	0-1	0-3	1-2-3	0	2	1	1	0	0	17
Gaines	0-1	0-0	0-2	1-2-3	3	0	0	0	3	0	11
Nyarsuk	3-3	0-0	0-0	2-4-6	0	6	1	3	5	0	12
TEAM				1-3-4							
Totals	36-70	12-28	9-23	13-43-56	17	93	24	13	12	15	

Score by Periods

North Carolina A&T	16	23	39
Cincinnati	47	46	93
FG%: NCAT 15.2, CIN 51.4; 3FG%: NCAT 13.6, CIN 42.9; FT%: NCAT 66.7, CIN 39.1; Officials: Tim Clougherty, Evon Burroughs, Matt Potter			
Technical fouls: North Carolina A&T-UNDERWOOD,Jeremy. Cincinnati-None. Attendance: 5, 582			
Points in the paint-NCAT 14,CIN 40. Pts off turnovers-NCAT 10,CIN 23.			
2nd chance points-NCAT 12,CIN 15. Fast break points-NCAT 13,CIN 19.			
Bench points-NCAT 14,CIN 34. Score tied-0 times. Lead changed-0 times. Last FG-NCAT 2nd-02:45, CIN 2nd-00:41. Largest lead-NCAT None, CIN by 56 2nd-00:25.			

GAME 4

GLOBAL SPORTS CLASSIC SECOND ROUND

Campbell72

at No. 22/20 Cincinnati91

Nov. 20, 2012 • Cincinnati, Ohio
(Fifth Third Arena)

Cashmere Wright scored a career-high 28 points and No. 22 Cincinnati topped Campbell University 91-72.

Wright shot 8 of 14 from the floor, including 4 for 6 from 3-point range, while adding a season-high five steals, two assists and his first block of the year. As a team, the Bearcats shot an even 50 percent (32-64) from the field.

JaQuon Parker and Sean Kilpatrick added 21 points and 15 points, respectively. Kilpatrick also produced 10 rebounds, which ties his career high, for his second-career double-double, and Parker recorded a season-high eight boards.

Back-to-back 3-pointers by Kilpatrick gave UC its largest lead of the game at 69-44 at the 11:38 mark of the second half.

The Fighting Camels went on a late 16-4 run to cut UC's lead to 75-64 with 5:21 left to play. CU's senior guard Darren White scored 12 of his 22 points during the run.

UC responded with six consecutive points to increase its lead to 81-64 and hold onto the win.

Campbell (2-3)

Name	fg-a	3-a	ft-a	o-d-t	pf	tp	a	to	b	s	m
Harris	3-5	0-0	0-2	0-6-6	4	6	0	0	0	0	27
Freeman	7-12	3-3	0-0	0-2-2	5	17	8	3	0	1	30
Hooker	5-10	1-3	2-3	0-0-0	5	13	4	4	1	2	35
White	8-17	1-2	5-7	2-5-7	2	22	1	1	0	1	33
McCarter	4-10	0-3	2-4	1-2-3	0	10	0	3	0	2	32
Oliver	0-1	0-0	0-1	0-1-1	2	0	0	0	0	1	6
Ryan	0-1	0-0	0-0	0-3-3	5	0	0	0	1	0	18
Leonard	2-5	0-0	0-0	0-2-2	2	4	1	2	0	0	18
Mason	0-0	0-0	0-0	0-0-0	0	0	0	0	0	0	1
TEAM				0-4-4							
Total	29-61	5-11	9-17	3-25-28	25	72	14	13	2	7	

Cincinnati (4-0)

Name	fg-a	3-a	ft-a	o-d-t	pf	tp	a	to	b	s	m
Jackson	1-4	0-1	0-0	1-5-6	4	2	1	3	3	0	13
Mbodj	0-0	0-0	2-4	2-2-4	5	2	0	0	2	1	16
Wright	8-14	4-6	8-10	0-1-1	0	28	2	4	1	5	32
Kilpatrick	6-18	2-9	1-4	4-6-10	1	15	3	1	1	1	34
Parker	7-10	2-3	5-11	4-4-8	2	21	2	1	0	0	30
David III	1-3	1-3	0-0	1-0-1	0	3	0	0	0	0	7
Rubles	2-3	0-1	1-2	1-5-6	4	5	3	2	0	0	19
Thomas	0-0	0-0	0-0	0-2-2	0	0	1	0	1	1	6
Guyn	2-3	0-0	1-2	0-1-1	0	5	0	1	0	0	8
Sanders	2-3	0-0	0-1	0-2-2	0	4	1	1	0	0	13
Gaines	0-0	0-0	0-0	0-1-1	0	0	0	0	0	0	3
Nyarsuk	3-6	0-0	0-0	1-3-4	1	6	0	1	1	1	19
TEAM				3-1-4							
Totals	32-64	9-23	18-34	17-33-50	17	91	13	14	9	9	

Score by Periods

1st

2nd

Total

Campbell 28 44 72

Cincinnati 46 45 91

FG%: CAM 47.5, CIN 50.0; 3FG%: CAM 45.5, CIN 39.1; FT%: CAM 52.9, CIN 52.9; Officials: Tony Greene, Tony Chiazza, Clarence Armstrong

Technical fouls: Campbell-None. Cincinnati-None.

Attendance: 5,924

Pts in the paint-CAM 34, CIN 38. Points off turnovers-CAM 15, CIN 13.

2nd chance points-CAM 2, CIN 17. Fast break points-CAM 13, CIN 8.

Bench points-CAM 4, CIN 23. Score tied-1 time. Lead changed-0 times.

Last FG-CAM 2nd-01:19, CIN 2nd-00:08.

Largest lead-CAM None, CIN by 25 2nd-11:38.

GAME 5

GLOBAL SPORTS CLASSIC SEMIFINAL

Iowa State70

vs. No. 22/20 Cincinnati78

Nov. 23, 2012 • Las Vegas, Nev.
(Thomas & Mack Arena)

(AP) - Sean Kilpatrick made a school record 16 of 16 free throw attempts and scored a career-high 32 points, leading No. 22 Cincinnati to a 78-70 win over Iowa State in the semifinals of the Global Sports Classic.

Cashmere Wright added 14 points for the Bearcats and Titus Rubles had 10 points.

After winning their first four games by an average margin of 34.5 points per game, the Bearcats (5-0) had their hands full with a talented Iowa State (4-1) team that stole the momentum in the first half, dictated the pace at times to keep things close and pulled within four points with 46 seconds left.

Cincinnati's early second-half run of 15-5 gave it enough breathing room to secure the win. The Bearcats, who came in shooting 51.3 percent from the field (including 42.2 percent from 3-point range), shot just 25 of their 60 attempts (41.7) from the floor. They hit just 25 percent (5 of 20) of their 3-pointers.

Iowa State's Tyrus McGee led his team with 22 points, Korie Lucious scored 12 and Melvin Ejim had seven points and 10 rebounds.

Iowa State (4-1)

Name	fg-a	3-a	ft-a	o-d-t	pf	tp	a	to	b	s	m
Ejim	3-9	0-2	1-2	5-5-10	3	7	0	1	0	2	28
Booker	3-6	1-2	0-0	1-3-4	1	7	0	0	0	0	13
Babb	1-4	1-4	0-0	0-1-1	2	3	3	1	0	0	27
Lucious	4-12	3-8	1-2	0-2-2	3	12	2	6	1	0	35
Clyburn	2-14	1-5	3-4	4-3-7	4	8	1	3	0	1	31
Long	0-0	0-0	0-0	0-2-2	0	0	0	2	0	0	7
Gibson	3-3	0-0	0-0	0-0-0	2	6	2	1	0	1	12
McGee	7-14	1-5	7-8	1-3-4	4	22	3	2	1	2	22
Niang	2-5	1-1	0-5	2-4-6	1	5	1	1	0	0	25
TEAM				6-4-10				1			
Totals	25-67	8-27	12-21	19-27-46	20	70	12	18	2	6	

Cincinnati (5-0)

Name	fg-a	3-a	ft-a	o-d-t	pf	tp	a	to	b	s	m
Jackson	2-5	0-1	0-0	2-4-6	4	4	0	0	3	1	17
Mbodj	1-3	0-0	0-0	1-4-5	4	2	0	1	0	0	13
Wright	5-13	0-3	4-4	0-3-3	1	14	5	2	0	3	32
Kilpatrick	7-14	2-6	16-16	0-5-5	0	32	3	4	0	5	37
Parker	1-7	0-2	0-0	1-1-2	3	2	0	3	0	1	19
Rubles	4-10	0-4	2-3	0-5-5	3	10	0	2	1	1	27
Thomas	0-0	0-0	0-0	0-0-0	0	0	0	0	0	0	1
Guyn	1-2	1-2	0-0	0-0-0	1	3	0	1	0	0	12
Sanders	2-3	2-2	0-0	1-2-3	0	6	2	0	0	0	19
Nyarsuk	2-3	0-0	1-2	3-2-5	2	5	1	0	1	0	23
TEAM				2-1-3							
Totals	25-60	5-20	23-25	10-27-37	18	78	11	13	5	11	

Score by Periods

1st

2nd

Total

Iowa State 35 35 70

Cincinnati 35 43 78

FG%: ISU 37.3, CIN 41.7; 3FG%: ISU 29.6, CIN 25.0; FT%: ISU 57.1, CIN 92.0; Officials: John Higgins, David Hall, Mark Whitehead

Technical fouls: Iowa State-None. Cincinnati-None.

Attendance: 16,730

Points in the paint-ISU 30, CIN 32. Points off turnovers-ISU 13, CIN 26.

2nd chance points-ISU 14, CIN 10. Fast break points-ISU 4, CIN 18.

Bench points-ISU 33, CIN 24. Score tied-9 times. Lead changed-11 times.

Last FG-ISU 2nd-00:46, CIN 2nd-02:36.

Largest lead-ISU by 3 1st-08:13, CIN by 16 2nd-12:17.

GAME 6

GLOBAL SPORTS CLASSIC FINAL

No. 22/20 Cincinnati77

vs. Oregon66

Nov. 24, 2012 • Las Vegas, Nev.
(Thomas & Mack Arena)

(AP) - Cashmere Wright made five 3-pointers and scored 17 points to lead Cincinnati to a 77-66 win over Oregon in the championship game of the Global Sports Classic.

The Bearcats led by nine at the break but Oregon opened the second half with a 21-10 surge to move in front. Cincinnati eventually settled down and closed with a 25-12 stretch to secure the win.

The Bearcats had four players score in double figures. Sean Kilpatrick and JaQuon Parker had 16 points apiece, and Titus Rubles scored 13. Rubles scored 10 of his 13 points in the second half to help the Bearcats thwart Oregon's run.

One night after holding Iowa State to 37.3 percent shooting, the Bearcats held Oregon to 35.8 percent (19 of 53). Cincinnati wasn't much better, shooting 36.9 percent (24 of 65) from the floor, but made 11 of 24 3-point tries.

Carlos Emery led Oregon with 15 points and nine rebounds. E.J. Singler added 11 points.

Cincinnati (6-0)

Name	fg-a	3-a	ft-a	o-d-t	pf	tp	a	to	b	s	m
Jackson	0-2	0-0	2-2	2-3-5	4	2	4	1	1	1	24
Mbodj	0-2	0-0	2-2	2-2-4	5	2	0	0	2	0	8
Wright	6-14	5-9	0-0	0-1-1	0	17	1	3	0	2	25
Kilpatrick	4-11	3-8	5-8	3-5-8	1	16	3	5	0	2	35
Parker	6-16	2-4	2-5	2-2-4	1	16	0	1	0	1	35
Rubles	5-9	0-1	3-3	2-2-4	4	13	1	4	0	0	17
Thomas	1-3	0-0	2-3	2-1-3	1	4	0	0	0	2	9
Guyn	0-2	0-1	0-0	0-0-0	1	0	2	0	0	0	13
Sanders	2-4	1-1	2-2	2-2-4	0	7	2	0	0	2	17
Gaines	0-0	0-0	0-2	1-0-1	0	0	0	0	0	0	6
Nyarsuk	0-1	0-0	0-0	2-3-5	5	0	0	1	0	0	11
TEAM				4-1-5							
Totals	24-64	11-24	18-27	22-22-44	22	77	13	15	3	10	

Oregon (5-1)

Name	fg-a	3-a	ft-a	o-d-t	pf	tp	a	to	b	s	m
Kazemi	4-9	0-0	1-3	7-8-15	2	9	1	2	0	3	23
Singler	1-8	1-4	8-8	0-6-6	2	11	2	2	1	0	35
Woods	1-2	0-0	0-0	0-0-0	5	2	0	2	0	0	7
Artis	2-8	1-3	0-1	0-1-1	1	5	4	3	1	1	26
Dotson	4-11	1-5	0-0	0-1-1	2	9	0	0	1	0	33
Loyd	2-2	1-1	0-0	1-1-2	2	5	0	2	0	2	19
Austin	0-1	0-0	3-4	1-0-1	2	3	0	2	1	0	5
Moore	0-0	0-0	0-0	0-0-0	1	0	0	2	0	0	3
Carter	1-3	0-0	5-6	4-2-6	3	7	2	2	1	1	17
Emory	4-11	1-4	6-7	4-5-9	5	15	0	2	2	1	32
TEAM				0-0-0							
Totals	19-55	5-17	23-29	17-24-41	25	66	9	19	7	8	

Score by Periods

1st

2nd

Total

Cincinnati 42 35 77

Oregon 33 33 66

FG%: CIN 37.5, ORE 34.5; 3FG%: CIN 45.8, ORE 29.4; FT%: CIN 66.7, ORE 79.3; Officials: John Higgins, Mike Stuart, Scott Thornley

Technical fouls: Cincinnati-None. Oregon-None.

Attendance: 13,954

Points in the paint-CIN 18, ORE 22. Points off turnovers-CIN 24, ORE 24.

2nd chance points-CIN 21, ORE 19. Fast break points-CIN 14, ORE 6.

Bench points-CIN 24, ORE 30. Score tied-2 times. Lead changed-2 times.

Last FG-CIN 2nd-01:04, ORE 2nd-00:19.

Largest lead-CIN by 19 1st-07:27, ORE by 2 2nd-07:40.

GAME 7

Alabama..... 56
at No. 17/16 Cincinnati 58

Dec. 1, 2012 • Cincinnati, Ohio
(Fifth Third Arena)

Cashmere Wright's buzzer-beating jump shot lifted No. 17/16 University of Cincinnati to a 58-56 win over Alabama at Fifth Third Arena.

With six seconds left and the score tied at 56-56, Wright took an inbound from pass from Titus Rubles and dribbled three-quarters the length of the floor all the way to the left baseline before hitting a step-back, fade-away over Crimson Tide 7-footer Moussa Gueye as the game clock expired.

Wright, who finished the game with eight points, and Sean Kilpatrick, who totaled a team-best 13 points, each topped the 1,000-career point total. The only other time a pair of Bearcats reached 1,000 career points in the same game was Danny Fortson and Darnell Burton on Feb. 29, 1996 against Memphis.

JaQuon Parker also tallied 13 points while hauling in a team-high six rebounds. Rubles was the third Bearcat to reach double digits with 10 points off the bench.

Trevor Lacey led Alabama with a game-high 16 points on 7-of-11 shooting.

Alabama (6-1)

Name	fg-a	3-a	ft-a	o-d-t	pf	tp	a	to	b	s	m
Engstrom	0-0	0-0	0-0	0-0-0	0	0	0	0	0	0	3
Lacey	7-11	2-4	0-0	0-7-7	2	16	3	3	0	2	36
Relieford	5-15	1-3	1-1	3-1-4	1	12	2	2	0	3	37
Randolph	2-4	0-0	0-1	1-4-5	2	4	0	1	1	0	27
Cooper	4-10	0-2	0-0	1-1-2	1	8	2	2	0	0	34
Gueye	1-3	0-0	1-1	1-5-6	3	3	0	1	2	0	19
Jacobs	3-9	0-0	0-0	3-2-5	5	6	0	1	1	0	18
Pollard	3-5	1-2	0-0	2-0-2	1	7	0	1	1	0	19
Obasohan	0-0	0-0	0-0	0-0-0	1	0	1	4	0	0	7
TEAM				4-2-6							1
Totals	25-57	4-11	2-3	15-22-37	16	56	8	16	5	5	

Cincinnati (7-0)

Name	fg-a	3-a	ft-a	o-d-t	pf	tp	a	to	b	s	m
Jackson	0-3	0-2	0-0	0-2-2	1	0	1	1	4	1	15
Mobdj	3-4	0-0	2-4	2-3-5	2	8	0	1	4	0	30
Wright	4-9	0-2	0-0	1-0-1	3	8	1	4	0	2	31
Kilpatrick	4-11	1-3	4-5	3-2-5	3	13	2	1	0	1	36
Parker	6-12	1-2	0-1	2-4-6	1	13	2	2	0	1	32
Rubles	4-14	0-2	2-2	3-2-5	1	10	1	1	0	3	25
Guyn	1-2	0-0	0-0	0-1-1	3	2	0	0	0	0	12
Sanders	1-2	0-0	2-2	0-0-0	0	4	0	1	0	0	9
Nyarsuk	0-2	0-0	0-0	2-1-3	0	0	0	0	0	0	10
TEAM				2-2-4							
Totals	23-59	2-11	10-14	15-17-32	14	58	7	11	8	9	

Score by Periods	1st	2nd	Total
Alabama	27	29	56
Cincinnati	33	25	58
FG%:ALA 43.9, CIN 39.0; 3FG%: ALA 36.4, CIN 18.2; FT%: ALA 66.7, CIN 71.4; Officials: Michael Stephens, Mike Roberts, John Cahill; Technical fouls: Alabama-None. Cincinnati-None.			
Attendance: 10,155			
Points in the paint-ALA 30,CIN 34. Points off turnovers-ALA 10,CIN 16.			
2nd chance points-ALA 9,CIN 12. Fast break points-ALA 5,CIN 6.			
Bench points-ALA 16,CIN 16. Score tied-5 times. Lead changed-8 times.			
Last FG-ALA 2nd-00:48, CIN 2nd-00:01.			
Largest lead-ALA by 2 2nd-08:00, CIN by 13 1st-11:30.			

GAME 8

Arkansas-Little Rock..... 53
at No. 11/12 Cincinnati 87

Dec. 6, 2012 • Cincinnati, Ohio
(Fifth Third Arena)

Cincinnati recorded a school-record 23 steals and defeated Arkansas-Little Rock 87-53 at Fifth Third Arena.

Sean Kilpatrick led all scorers with 18 points on 7-of-16 shooting. Senior center Cheikh Mbodj tied his career-high point total of 12, while junior center David Nyarsuk scored a career-high 12 points with a game-high seven rebounds. JaQuon Parker rounded out Cincinnati's double-digit scorers, adding 11 points, three steals, two rebounds and two assists.

The UC (8-0) defense was stout all game, limiting UALR (7-4) to 32 percent shooting and forcing 32 turnovers, which tied for the most in the Mick Cronin era. The Bearcats converted the Trojans' turnovers into 31 points, including 21 fast-break points.

Ten of 12 Bearcats produced at least one steal, including four with at least three. Junior forward Justin Jackson led with a career-high four steals, while totaling seven points, four rebounds and four assists, which tied his career best.

James White, Will Neighbor and Benn Dillard led the Trojans with 10 points each.

UALR (7-4)

Name	fg-a	3-a	ft-a	o-d-t	pf	tp	a	to	b	s	m
Isler	2-7	0-2	1-2	1-3-4	2	5	2	7	0	3	31
White	5-9	0-0	0-2	0-1-1	4	10	2	6	0	0	24
Javes	1-5	0-0	0-3	2-2-4	5	2	0	1	1	0	16
Neighbour	4-9	1-4	1-2	3-3-6	3	10	2	2	1	1	25
Gillon	0-4	0-2	4-5	0-3-3	0	4	4	8	0	2	30
Osse	0-3	0-3	2-2	0-2-2	0	2	0	3	1	1	13
Billings	2-4	0-0	0-0	1-1-2	0	4	0	1	0	0	14
Crass	0-0	0-0	0-0	0-0-0	0	0	0	1	0	0	2
Lockhart	3-6	0-2	0-0	1-2-3	2	6	2	1	2	2	26
Dillard	3-3	2-2	2-2	0-2-2	2	10	0	2	0	0	19
TEAM				1-4-5							
Totals	20-50	3-15	10-18	9-23-32	18	53	12	32	5	9	

Cincinnati (8-0)

Name	fg-a	3-a	ft-a	o-d-t	pf	tp	a	to	b	s	m
Jackson	3-5	0-1	1-4	2-2-4	1	7	4	1	0	4	29
Mbodj	4-4	0-0	4-4	3-4-7	4	12	0	1	3	1	16
Wright	4-10	0-5	0-0	1-0-1	0	8	4	3	0	3	20
Kilpatrick	7-16	2-4	2-4	2-4-6	1	18	2	5	0	2	27
Parker	4-8	2-5	1-2	0-2-2	2	11	2	0	0	3	23
Rubles	2-7	0-0	2-2	0-2-2	3	6	2	1	0	2	17
Thomas	1-4	0-1	0-0	1-2-3	1	2	0	0	0	2	12
Eppensteiner	0-2	0-0	0-0	0-0-0	0	0	0	0	0	0	3
Guyn	2-4	1-3	1-1	0-1-1	2	6	3	3	0	3	18
Sanders	2-5	0-1	1-4	2-3-5	1	5	3	0	0	2	14
Gaines	0-0	0-0	0-0	0-0-0	1	0	0	1	1	1	4
Nyarsuk	5-6	0-0	2-3	2-4-6	4	12	0	2	1	0	17
TEAM				2-0-2							
Totals	34-71	5-20	14-24	15-24-39	20	87	20	17	5	23	

Score by Periods	1st	2nd	Total
UALR	17	36	53
Cincinnati	44	43	87
FG%: UALR 40.0, CIN 47.9; 3FG%: UALR 20.0, CIN 25.0; FT%: UALR 55.6, CIN 58.3; Officials: Ed Corbett, Alfred Smith, Mike Nance			
Technical fouls: UALR-None. Cincinnati-None.			
Attendance: 6,127			
Points in the paint-UALR 20,CIN 42. Pts off turnovers-UALR 8,CIN 31.			
2nd chance points-UALR 4,CIN 11. Fast break points-UALR 4,CIN 21.			
Bench points-UALR 22,CIN 31. Score tied-0 times. Lead changed-0 times.			
Last FG-UALR 2nd-00:22, CIN 2nd-00:50.			
Largest lead-UALR None, CIN by 38 2nd-13:02.			

GAME 9

Maryland Eastern Shore..... 60
at No. 11/12 Cincinnati 92

Dec. 8, 2012 • Cincinnati, Ohio
(Fifth Third Arena)

Sean Kilpatrick scored 23 points, Cashmere Wright added 20 and No. 11/12 Cincinnati defeated Maryland Eastern Shore 92-60 Saturday afternoon at Fifth Third Arena.

Cincinnati (9-0) knocked down 11 three-pointers as a team, including six from Wright, which tied his career high. Additionally, the Bearcats outscored Maryland Eastern Shore (0-9) 46-14 in the paint after UC limited UMES to 29.9 percent shooting.

Shaquille Thomas added career-bests in points (11) and rebounds (seven) in 19 minutes off the bench.

UC controlled the glass throughout the contest, out-rebounding UMES 52-28. Titus Rubles hauled in a career-high 10 boards, while Justin Jackson had nine points with seven rebounds and JaQuon Parker added 12 points and six boards.

Kilpatrick found his shot from the get-go, scoring 10 points within the first 4:27 of the game. After scoring his 19th point on a free throw with 4:11 remaining in the first half, Kilpatrick had as many points as the entire Maryland Easter-Shore team.

A 12-point spurt, which featured three triples from Wright, turned into a 17-2 Bearcats run over a 7:04 span that gave UC a 32-10 lead with 8:29 remaining in the first half.

UMES (0-9)

Name	fg-a	3-a	ft-a	o-d-t	pf	tp	a	to	b	s	m
Spencer	2-8	0-0	3-3	3-1-4	3	7	2	2	4	0	33
Snyder	4-14	1-7	4-8	2-6-8	0	13	3	4	1	2	36
Pitt	1-7	0-1	0-1	1-2-3	0	2	1	3	0	1	20
Bell	3-8	1-5	0-0	0-3-3	3	7	0	1	1	0	28
Jones	8-17	2-6	7-8	2-0-2	1	25	4	1	1	2	38
Oocowell	0-1	0-1	0-0	0-0-0	1	0	1	0	0	1	4
Trim	0-2	0-0	0-0	1-1-2	0	0	0	1	0	1	13
Williams II	2-9	2-4	0-0	2-2-4	0	6	0	1	0	3	23
Kosile	0-1	0-0	0-0	0-1-1	0	0	0	0	0	0	5
TEAM				3-1-4							
Totals	20-67	6-24	14-20	14-17-31	8	60	11	13	7	10	

Cincinnati (9-0)

Name	fg-a	3-a	ft-a	o-d-t	pf	tp	a	to	b	s	m
Jackson	4-8	1-2	0-0	2-5-7	0	9	2	3	3	1	22
Mbodj	0-3	0-0	0-0	3-0-3	4	0	1	0	1	0	16
Wright	7-8	6-7	0-0	0-4-4	2	20	9	1	0	1	24
Kilpatrick	10-15	2-7	1-1	1-3-4	1	23	1	1	1	1	12
Parker	4-14	2-5	2-6	3-3-6	0	12	4	0	0	1	24
Rubles	2-6	0-3	3-4	3-7-10	1	7	4	2	0	1	18
Thomas	4-8	0-1	3-4	3-4-7	0	11	3	0	0	1	22
Eppensteiner	1-1	0-0	0-0	0-0-0	0	2	0	0	0	0	2
Guyn	0-4	0-3	0-0	0-1-1	3	0	0	2	0	0	14
Sanders	1-3	0-1	0-0	0-2-2	0	2	0	1	0	0	10
Gaines	1-2	0-0	0-0	2-1-3	1	2	0	1	2	0	8
Nyarsuk	2-3	0-0	0-0	1-1-2	3	4	0	3	2	0	16
TEAM				4-2-6							1
Totals	36-75	11-29	9-15	22-33-55	15	92	24	15	9	6	

Score by Periods	1st	2nd	Total
UMES	23	37	60
Cincinnati	52	40	92
FG%: UMES 29.9, CIN 48.0; 3FG%: UMES 25.0, CIN 37.9; FT%: UMES 70.0, CIN 60.0; Officials: Mike Roberts, Gary Prager, Paul Faia			
Technical fouls: UMES-None. Cincinnati-None;			
Attendance: 6,423			
Pts in the paint-UMES 14,CIN 46. Points off turnovers-UMES 8,CIN 12.			
2nd chance points-UMES 10,CIN 18. Fast break points-UMES 4,CIN 20.			
Bench pts-UMES 6,CIN 28. Score tied-0 times. Lead changed-0 times.			
Last FG-UMES 2nd-00:07, CIN 2nd-00:36.			
Largest lead-UMES None, CIN by 37 2nd-07:56.			

GAME 10

No. 11/12 Cincinnati72
at Marshall 56

Dec. 15, 2012 • Charleston, W.Va.
(Charleston Civic Center)

Cashmere Wright scored 14 points and No. 11 Cincinnati (10-0) overcame an off game from top scorer Sean Kilpatrick to beat Marshall 72-56 on Saturday.

Kilpatrick tied his season low with 13 points on 5 of 15 shooting while Justin Jackson scored 10 for the Bearcats. Kilpatrick overcame a poor first half to score nine points over the final eight minutes.

D.D. Scarver and Elijah Pittman scored 20 points apiece for Marshall (6-5).

Cincinnati broke open a tight game with a 13-4 run midway through the second half.

Marshall's Tamron Manning was called for an intentional foul to keep Shaquille Thomas from scoring on a fast break. Thomas made both free throws, Cincinnati got the ball back and Wright made three of his four 3-pointers into game over the next 1:37 to give the Bearcats a 52-39 lead with 11:44 remaining.

Cincinnati forced 20 turnovers and outscored Marshall 40-16 in the paint.

Cincinnati (10-0)

Name	fg-a	3-a	ft-a	o-d-t	pf	tp	a	to	b	s	m
Jackson	5-6	0-0	0-0	1-0-1	3	10	3	1	0	3	20
Mbodj	4-4	0-0	1-3	1-3-4	4	9	0	0	1	0	22
Wright	5-13	4-7	0-0	0-1-1	1	14	3	2	0	1	32
Kilpatrick	5-15	2-8	1-2	3-3-6	0	13	2	2	0	2	35
Parker	3-8	0-1	2-2	1-2-3	3	8	1	0	0	0	26
Rubles	0-5	0-0	2-2	2-6-8	3	2	2	2	0	3	17
Thomas	3-4	0-0	2-4	2-1-3	3	8	2	1	1	0	13
Guyn	0-1	0-1	0-0	0-0-0	0	0	0	0	0	0	6
Sanders	2-5	0-0	0-0	2-2-4	2	4	1	1	0	0	13
Nyarsuk	2-3	0-0	0-0	2-3-5	3	4	0	2	1	0	16
TEAM				3-2-5							
Totals	29-64	6-17	8-13	17-23-40	22	72	14	11	3	9	

Marshall (6-5)

Name	fg-a	3-a	ft-a	o-d-t	pf	tp	a	to	b	s	m
Tinnon	0-3	0-0	2-6	0-7-7	2	2	3	4	0	0	33
Pittman	6-9	2-4	6-8	2-1-3	0	20	1	2	1	0	35
Spikes	0-6	0-0	1-4	4-2-6	2	1	2	1	0	0	31
Martin	0-1	0-0	0-0	0-1-1	1	0	1	4	0	2	12
Scarver	7-16	5-7	1-2	3-1-4	2	20	1	1	1	0	28
Goff	2-4	0-0	3-4	1-3-4	4	7	0	3	0	0	15
Hanner	1-1	0-0	1-2	0-0-0	1	3	0	0	0	0	2
Boykins	0-0	0-0	0-1	1-0-1	0	0	1	1	0	1	14
Manning	1-3	1-1	0-0	0-2-2	3	3	0	4	0	1	30
TEAM				0-3-3							
Totals	17-43	8-12	14-27	11-20-31	15	56	9	20	2	4	

Score by Periods	1st	2nd	Total
Cincinnati	29	43	72
Marshall	25	31	56

FG%: CIN 45.3, MU 39.5; 3FG%: CIN 35.3, MU 66.7; FT%: CIN 61.5, MU 51.9;

Officials: James Luckie, Ray Natili, Brent Hampton

Technical fouls: Cincinnati-None. Marshall-None.

Attendance: 5,432

Pts in the paint-CIN 40, MU 16. Points off turnovers-CIN 20, MU 4.

2nd chance points-CIN 19, MU 11. Fast break points-CIN 8, MU 2.

Bench points-CIN 18, MU 13. Score tied-1 time. Lead changed-5 times.

Last FG-CIN 2nd-03:56, MU 2nd-01:01.

Largest lead-CIN by 18 2nd-01:28, MU by 3 1st-18:18.

GAME 11

Xavier 45
vs. No. 11/11 Cincinnati 60

Dec. 19, 2012 • Cincinnati, Ohio
(U.S. Bank Arena)

Sean Kilpatrick's 18 second-half points led a Bearcats' surge that saw No. 11 Cincinnati turn a two-point halftime deficit into a 60-45 win over in the Skyline Chili Crosstown Classic at US Bank Arena.

The win extended Cincinnati's (11-0) undefeated streak at U.S.

Bank Arena to 18 games and increased its all-time lead over Xavier (7-3) to 49-31.

Kilpatrick finished with a game-high 25 points and seven rebounds.

Cashmere Wright added 15 points, six rebounds and four assists.

JaQuon Parker, totaled 11 points and six rebounds.

Cincinnati won the game on the strength of its rebounding and defense. UC limited Xavier to 37.7 shooting – the eighth opponent the Bearcats have held below 40 percent this season. Behind the arc, the Musketeers went 2 of 13 (15.4 percent), which were the fewest made by a UC opponent in 2012-13.

The Bearcats scored the first seven points of the second half on their way to a 20-4 run that put them ahead 39-28 with 13:27 remaining. UC's full-court defense forced four XU turnovers during the run, which featured nine points from Kilpatrick and six from Wright and at one point saw UC score 10 consecutive points.

Cincinnati struggled from the field in the first half to the tune of 25 percent (9 for 36) shooting overall and 18.2 percent (2-11) from 3-point range, as the Musketeers went into halftime with a two-point lead at 24-22.

Xavier (7-3)

Name	fg-a	3-a	ft-a	o-d-t	pf	tp	a	to	b	s	m
Taylor	6-10	0-0	0-3	2-8-10	2	12	0	2	0	1	34
Martin	0-3	0-0	0-0	0-2-2	4	0	0	1	0	0	16
Philmore	3-6	0-0	2-5	3-3-6	3	8	2	1	1	0	28
Christon	3-9	0-2	0-4	0-0-0	0	6	4	3	0	2	23
Davis	3-6	1-3	0-0	0-0-0	5	7	4	5	0	3	28
Farr	0-1	0-0	0-0	1-0-1	1	0	0	1	0	0	1
Redford	2-10	1-8	1-2	1-2-3	0	6	0	2	0	1	31
Robinson	3-4	0-0	0-0	0-3-3	1	6	1	0	0	0	21
Amos	0-1	0-0	0-0	1-1-2	1	0	0	0	0	0	9
Stenger	0-3	0-0	0-0	2-2-4	1	0	0	0	1	0	9
TEAM				3-3-6							
Totals	20-53	2-13	3-14	13-24-37	18	45	11	15	2	7	

Cincinnati (11-0)

Name	fg-a	3-a	ft-a	o-d-t	pf	tp	a	to	b	s	m
Jackson	0-0	0-0	0-0	0-5-5	5	0	2	1	0	1	18
Mbodj	1-3	0-0	1-2	2-3-5	3	3	0	2	4	0	26
Wright	5-11	3-7	2-2	2-4-6	2	15	4	1	0	2	32
Kilpatrick	10-27	2-10	3-5	3-4-7	1	25	0	2	1	4	35
Parker	2-10	0-2	7-10	5-1-6	2	11	1	2	0	1	36
Rubles	1-7	0-4	0-0	3-6-9	2	2	1	2	1	1	24
Thomas	1-2	0-0	0-0	2-0-2	0	2	0	2	0	0	10
Guyn	1-2	0-1	0-0	0-0-0	1	2	0	0	0	0	5
Sanders	0-2	0-0	0-0	0-0-0	0	0	0	0	0	1	0
Nyarsuk	0-0	0-0	0-0	1-1-2	0	0	0	1	1	0	10
TEAM				2-3-5							
Totals	21-64	5-24	13-19	20-27-47	16	60	8	13	8	9	

Score by Periods	1st	2nd	Total
Xavier	24	21	45
Cincinnati	22	38	60
FG%: XU 37.7, CIN 32.8; 3FG%: XU 15.4, CIN 20.8; FT%: XU 21.4, CIN 68.4;			
Officials: Karl Hees, John Cahill, Michael Stephens			
Technical fouls: Xavier-None. Cincinnati-None.			
Attendance: 14,528			
Points in the paint-XU 24, CIN 22. Points off turnovers-XU 13, CIN 19.			
2nd chance points-XU 10, CIN 14. Fast break points-XU 8, CIN 10.			
Bench points-XU 12, CIN 6. Score tied-0 times. Lead changed-4 times.			
Last FG-XU 2nd-02:00, CIN 2nd-01:22.			
Largest lead-XU by 5 1st-10:55, CIN by 15 2nd-04:12.			

GAME 12

Wright State 58
vs. No. 11/11 Cincinnati 68

Dec. 22, 2012 • Cincinnati, Ohio
(Fifth Third Arena)

JaQuon Parker tied his season high with 21 points and No. 11 Cincinnati defeated Wright State 68-58 to improve its record to 12-0 for the eighth time in school history.

Cincinnati rallied from a 28-22 halftime deficit thanks in part to Parker's spirited effort to start the second half. The senior guard scored 15 of his 16 second-half points in the first 6:05 of the second stanza.

In addition to Parker, Sean Kilpatrick produced 12 points and Titus Rubles scored 11 and added a team-best nine rebounds.

Defensively, the Bearcats limited the Raiders to 32.2 percent shooting and blocked 10 shots.

Wright State (8-4) scored the opening basket of the second half to take a 30-22 lead, the largest deficit of the season for UC, before Parker scored 10 consecutive points over a 1:38 span to give the Bearcats the lead.

UC went on an 11-0 run minutes later to build its lead to 45-34 with 12:52 left in the second half. A 9-3 run in the final stages of the game gave UC its largest lead, at 63-47, before the Bearcats held on for the win.

Wright State (8-4)

Name	fg-a	3-a	ft-a	o-d-t	pf	tp	a	to	b	s	m
Darling	2-8	1-4	0-0	4-3-7	5	5	1	1	0	1	25
Sledge	4-7	0-0	0-2	4-2-6	4	8	2	0	0	0	20
Arceneaux	2-12	1-2	1-2	0-3-3	3	6	4	3	0	0	35
Griffin	2-7	1-3	2-2	0-3-3	0	7	3	2	1	0	31
Vest	0-0	0-0	0-0	0-0-0	3	0	0	0	0	0	4
Drummond	0-0	0-0	0-0	0-0-0	0	0	0	1	0	0	2
Young	4-10	2-4	4-6	3-7-10	3	14	1	2	1	1	35
Dixon	0-5	0-2	5-6	1-2-3	2	5	0	2	0	1	26
Yoho	5-10	3-6	0-0	1-2-3	2	13	1	0	1	1	22
TEAM				0-3-3							
Totals	19-59	8-21	12-18	13-25-38	22	58	12	11	3	4	

Cincinnati (12-0)

Name	fg-a	3-a	ft-a	o-d-t	pf	tp	a	to	b	s	m
Jackson	4-10	0-3	1-2	3-4-7	1	9	1	3	2	0	26
Mbodj	2-4	0-0	0-0	2-3-5	4	4	0	0	1	0	13
Wright	1-8	0-1	4-7	2-2-4	2	6	3	0	0	3	32
Kilpatrick	5-9	2-6	0-0	0-6-6	0	12	4	2	0	0	35
Parker	8-15	3-5	2-5	3-2-5	1	21	0	0	0	0	30
Rubles	5-10	0-1	1-3	3-6-9	4	11	3	4	0	2	21
Thomas	0-3	0-0	1-2	1-1-2	0	1	0	0	0	0	12
Guyn	0-2	0-1	0-0	0-1-1	0	0	1	0	0	1	9
Sanders	0-2	0-1	2-2	1-1-4	0	2	0	1	0	0	6
Gaines	0-1	0-0	0-0	1-0-1	1	0	0	0	3	0	6
Nyarsuk	1-4	0-0	0-0	1-1-2	2	2	0	0	4	0	10
TEAM				3-0-3							
Totals	26-68	5-18	11-21	20-29-49	15	68	12	10	10	6	

Score by Periods	1st	2nd	Total
Wright State	28	30	58
Cincinnati	22	46	68
FG%: WSU 32.2, CIN 38.2; 3FG%: WSU 38.1, CIN 27.8; FT%: WSU 66.7, CIN 52.4;			
Officials: Pat Driscoll, Rob Riley, Bo Boroski			
Technical fouls: Wright State-None. Cincinnati-None.			
Attendance: 9,248			
Pts in the paint-WSU 18, CIN 36. Points off turnovers-WSU 9, CIN 17.			
2nd chance points-WSU 9, CIN 25. Fast break points-WSU 5, CIN 7.			
Bench points-WSU 32, CIN 16. Score tied-8 times. Lead changed-12 times.			
Last FG-WSU 2nd-00:42, CIN 2nd-02:54.			
Largest lead-WSU by 8 2nd-19:42, CIN by 16 2nd-06:07.			

GAME 13

New Mexico..... 55
at No. 8/8 Cincinnati..... 54

Dec. 27, 2012 • Cincinnati, Ohio
(Fifth Third Arena)

Eighth-ranked Cincinnati dropped its first game of the season, falling 55-54 to New Mexico at Fifth Third Arena.

Down by one point with 4.5 seconds left in the game, UC's Sean Kilpatrick attempted a three-pointer from the right wing that was blocked by New Mexico center Alex Kirk. Bearcat center Cheikh Mbodj's follow attempt was good, but ruled after the final horn.

The Bearcats limited the Lobos to 38.9 percent (21-54) shooting and out-rebounding UNM 40-35, with Mbodj leading the charge with a career-high 10 boards.

UC was held to 31.3 percent shooting from the field. The Bearcats made more three-pointers (11) than baskets from inside the arc (nine). At 42.3 percent, the three-point shooting for UC was the most effective aspect of its offense most of the game.

Kilpatrick led a trio of UC scorers with 15 points, and was followed by JaQuon Parker (14) and Cashmere Wright (12). Kendall Williams led UNM with 16 points while Kirk had 15 points and seven rebounds.

New Mexico (10-0)

Name	fg-a	3-a	ft-a	o-d-t	pf	tp	a	to	b	s	m
Jackson	5-6	0-0	0-0	1-0-1	3	10	3	1	0	3	20
Adams	1-3	0-1	0-0	2-2-4	1	2	0	0	0	1	30
Kirk	6-8	1-1	2-5	3-4-7	1	15	0	1	3	1	29
Greenwood	0-3	0-1	0-0	1-2-3	2	0	8	3	0	0	27
K. Williams	5-11	4-7	2-2	0-3-3	1	16	1	5	0	0	37
Snell	4-15	1-5	1-1	0-3-3	1	10	1	1	0	0	27
Thomas	0-0	0-0	0-0	0-0-0	0	0	0	0	0	0	4
Fenton	0-1	0-1	0-0	0-1-1	0	0	4	1	0	0	11
Banyard	0-1	0-0	0-0	0-0-0	1	0	0	0	0	0	4
Walker	2-5	1-3	0-1	0-2-2	2	5	1	2	0	0	17
Bairstow	3-7	0-0	1-2	2-4-6	3	7	0	1	1	0	14
TEAM				2-4-6							
Totals	21-54	7-19	6-11	10-25-35	12	55	15	14	4	2	

Cincinnati (12-1)

Name	fg-a	3-a	ft-a	o-d-t	pf	tp	a	to	b	s	m
Jackson	0-6	0-0	0-0	3-5-8	0	0	1	0	1	3	21
Mbodj	2-3	0-0	0-0	6-4-10	3	4	1	1	3	0	31
Wright	4-6	3-5	1-1	0-3-3	3	12	4	2	0	1	27
Kilpatrick	5-22	4-13	1-2	2-2-4	1	15	2	0	0	1	34
Parker	5-14	3-5	1-1	2-4-6	3	14	2	4	0	0	36
Rubles	1-6	0-1	0-0	0-2-2	0	2	1	3	0	0	15
Thomas	2-5	1-1	0-0	1-0-1	0	5	0	1	0	2	18
Guyn	0-0	0-0	0-0	0-0-0	0	0	0	0	0	0	4
Sanders	0-1	0-1	0-0	0-1-1	2	0	0	0	0	0	5
Nyarsuk	1-1	0-0	0-0	0-0-0	1	2	0	0	0	0	9
TEAM				2-3-5							
Totals	20-64	11-26	3-4	16-24-40	13	54	11	11	4	7	

Score by Periods

	1st	2nd	Total
New Mexico	22	33	55
Cincinnati	26	28	54

FG%: UNM 38.9, CIN 31.3; 3FG%: UNM 36.8, CIN 42.3; FT%: UNM 54.5, UC 75.0;

Officials: David Hall, Randy McCall, Scott Thornley

Technical fouls: New Mexico-None. Cincinnati-None.

Attendance: 10,627

Points in the paint-NM 22,CIN 14. Points off turnovers-NM 11,CIN 9.

2nd chance points-NM 14,CIN 7. Fast break points-NM 2,CIN 7.

Bench points-NM 12,CIN 9. Score tied-6 times. Lead changed-7 times.

Last FG-NM 2nd-02:28, CIN 2nd-02:47.

Largest lead-NM by 6 2nd-11:31, CIN by 6 1st-16:23.

GAME 14

No. 8/8 Cincinnati..... 70
at No. 24/24 Pittsburgh61

Dec. 31, 2012 • Pittsburgh, Pa.
(Petersen Events Center)

(AP)Cashmere Wright scored 18 points, Sean Kilpatrick added 16 and No. 14 Cincinnati surged past No. 24 Pittsburgh 70-61.

Cincinnati trailed by as much as eight early but used a 14-2 run midway through the second half to take control.

Talib Zanna led Pitt (12-2, 0-1) with 16 points and Lamar Patterson had 13 points, four rebounds and four assists but the Panthers missed all 10 of their 3-point attempts as their eight-game winning streak ended with a thud.

Pitt had a chance to get within a point with 1:27 to play, but Tray Woodall missed the front end of a one-and-one and Cincinnati made its free throws the rest of the way.

Cincinnati outrebounded the Panthers 37-32, including a pair of huge offensive boards with around 3 minutes left that allowed the Bearcats to hold onto the ball for more than a minute. Cincinnati turned the reprieves into a David Nyarsuk dunk that pushed their advantage to 62-55.

Pitt, however, wasn't quite done. Zanna hit a layup and was fouled. He missed the ensuing free throw but Patterson slipped into the lane for the stickback to get Pitt within three. The Bearcats turned it over on the inbounds and Woodall went to the line after getting tackled by Cincinnati's Cheikh Mbodj. Woodall clanged his free throw and Kilpatrick grabbed the board. Cincinnati went 8 of 10 at the line over the final 70 seconds to put it away.

Cincinnati (13-1, 1-0)

Name	fg-a	3-a	ft-a	o-d-t	pf	tp	a	to	b	s	m
Jackson	1-3	0-0	2-2	1-2-3	2	4	0	0	1	1	20
Mbodj	3-8	0-0	0-0	3-2-5	5	6	0	1	1	1	19
Wright	5-10	2-7	6-7	0-2-2	3	18	2	2	0	0	32
Kilpatrick	3-8	1-5	9-11	1-3-4	2	16	0	1	2	0	27
Parker	4-10	0-2	5-8	0-5-5	1	13	1	0	0	0	36
Rubles	1-3	0-0	3-3	2-2-4	3	5	3	1	0	0	16
Thomas	1-2	0-0	0-2	2-1-3	0	2	0	2	0	0	7
Guyn	0-1	0-1	0-0	0-0-0	2	0	0	0	0	0	10
Sanders	0-3	0-1	0-2	0-1-1	0	0	1	1	0	1	13
Gaines	0-0	0-0	0-0	0-0-0	0	0	0	0	0	0	1
Nyarsuk	3-3	0-0	0-0	3-0-3	2	6	0	0	0	0	19
TEAM				2-5-7							
Totals	21-51	3-16	25-35	14-23-37	20	70	7	9	4	3	

Pittsburgh (12-2, 0-1)

Name	fg-a	3-a	ft-a	o-d-t	pf	tp	a	to	b	s	m
Patterson	4-12	0-5	5-5	1-3-4	4	13	4	2	1	2	32
Zanna	6-9	0-0	4-8	3-2-5	3	16	0	1	0	0	32
Adams	0-0	0-0	0-0	3-6-9	4	0	1	1	1	0	24
Robinson	2-6	0-0	3-6	1-0-1	2	7	2	1	1	0	27
Woodall	3-9	0-3	3-5	0-2-2	2	9	3	0	0	2	25
Wright	5-9	0-0	0-1	0-2-2	2	10	0	1	1	0	24
Johnson	0-1	0-1	0-0	0-0-0	2	0	0	0	0	0	3
Taylor	2-2	0-0	0-0	2-0-2	2	4	1	0	2	0	14
Zeigler	1-2	0-0	0-0	1-1-2	1	2	1	3	0	0	9
Moore	0-2	0-1	0-0	0-0-0	1	0	0	0	0	0	10
TEAM				1-4-5							
Totals	23-52	0-10	15-25	12-20-32	23	61	12	9	6	4	

Score by Periods

	1st	2nd	Total
Cincinnati	26	44	70
Pittsburgh	34	27	61

FG%: CIN 41.2, PITT 44.2; 3FG%: CIN .188, PITT 00.0; FT%: CIN .714, PITT .600;

Officials: John Cahill, Jamie Luckie, Mike Roberts

Technical fouls: Cincinnati-None. PITT-None.

Attendance: 12,510

Pts in the paint-CIN 30,PITT 34. Points off turnovers-CIN 8,PITT 10.

2nd chance points-CIN 14,PITT 17. Fast break points-CIN 6,PITT 6.

Bench points-CIN 13,PITT 16. Score tied-1 time. Lead changed-1 time.

Last FG-CIN 2nd-01:41, PITT 2nd-00:30.

Largest lead-CIN by 10 2nd-00:37, PITT by 8 1st-12:01.

GAME 15

St. John's..... 53
at No. 14/15 Cincinnati..... 52

Jan. 5, 2012 • Cincinnati, Ohio
(Fifth Third Arena)

Cashmere Wright recorded his third career double-double with a game-high 23 points and 10 rebounds, but it was not enough as No. 14/15 Cincinnati fell to St. John's 53-52 at Fifth Third Arena.

Wright had five three-pointers to go with a game-high four steals. Teammate Titus Rubles added 14 points and a career-high three three-pointers.

St. John's was led in scoring by JaKarr Sampson with 16 points and D'Angelo Harrison with 15 points.

Cincinnati struggled to find its shooting touch for much of the game, making just 19 of 60 from the field, including 11 of 34 from inside the arc. UC entered the game seventh in the NCAA in rebound margin at +10.8, but were limited on the boards as the Red Storm out-rebounded UC 40-34, including 23-14 in the first half.

UC trailed by 10 points, at 48-38, with 5:02 left before running off nine straight points, thanks to back-to-back three-pointers by Wright that cut St. John's lead to one with 2:32 left in the game.

Harrison made a desperation 3-pointer as the shot clock nearly expired and put St. John's up 51-47 before Rubles made a three-pointer to bring the deficit back to one, 51-50, with 1:46 left.

Wright's layup with 53 seconds left gave UC its first lead, at 52-51, since the 2:05 mark of the first half. The lead was brief as Harrison nailed a pull-up jumper with 29 seconds left for the final margin.

On the Bearcats final possession, Wright dishd to Rubles, who shot faked a 3-pointer before missing a jump shot from the left elbow.

St. John's (9-5, 1-1 BIG EAST)

Name	fg-a	3-a	ft-a	o-d-t	pf	tp	a	to	b	s	m
Obekpa	3-8	0-0	0-1	1-8-9	2	6	2	2	3	2	38
Sampson	5-15	0-0	6-7	4-4-8	2	16	1	4	0	3	35
Greene	1-7	0-2	0-0	1-2-3	0	2	1	3	0	1	27
Harrison	7-17	1-7	0-0	1-6-7	4	15	3	4	0	0	39
Garrett	3-4	0-0	2-2	0-1-1	3	8	0	0	1	0	26
Bourgault	0-0	0-0	0-0	0-0-0	0	0	0	0	0	0	3
Pointer	2-2	0-0	0-1	0-4-4	2	4	2	2	1	1	20
Balamou	1-2	0-0	0-0	1-2-3	1	2	1	2	0	0	12
TEAM				2-3-5							
Totals	22-55	1-9	8-11	10-30-40	14	53	10	17	5	7	

Cincinnati (13-2, 1-1 BIG EAST)

Name	fg-a	3-a	ft-a	o-d-t	pf	tp	a	to	b	s	m
Jackson	0-2	0-0	0-0	0-1-1	4	0	0	2	0	0	16
Mbodj	1-7	0-1	1-2	2-8-10	2	3	1	2	1	1	30
Wright	9-16	5-10	0-0	3-7-10	2	23	1	2	0	4	34
Kilpatrick	3-14	0-5	1-1	1-4-5	2	7	2	3	0	1	37
Parker	1-8	0-3	1-2	2-2-4	0	3	2	3	0	2	33
Rubles	4-8	3-6	3-6	0-3-3	2	14	2	2	0	0	22
Thomas	0-1	0-0	0-0	1-0-1	0	0	0	0	0	0	7
Sanders	1-3	0-1	0-0	0-0-0	1	2	0	2	0	0	11
Gaines	0-0	0-0	0-0	0-0-0	0	0	0	0	1	0	4
Nyarsuk	0-1	0-0	0-0	0-0-0	0	0	0	0	1	0	6
TEAM				0-0-0							
Totals	19-60	8-26	6-11	9-25-34	13	52	8	16	3	8	

Score by Periods

	1st	2nd	Total
St. John's	24	29	53
Cincinnati	21	31	52

Officials: Pat Driscoll, Brian O'Connell, Jeffrey Anderson

Technical fouls: St. John's-None. Cincinnati-None.

Attendance: 8,142

Pts in the paint-STJ 34,CIN 18. Pts off turnovers-STJ 16,CIN 15.

2nd chance pts-STJ 6,CIN 13. Fast break pts-STJ 14,CIN 6.

Bench points-STJ 6,CIN 16. Score tied-0 times. Lead changed-5 times.

Last FG-STJ 2nd-00:29, CIN 2nd-00:53.

Largest lead-STJ by 12 2nd-14:44, CIN by 7 1st-06:12.



2012-13 Cincinnati Basketball
Cincinnati Combined Team Statistics (as of Jan 05, 2013)
All games



RECORD:	OVERALL	HOME	AWAY	NEUTRAL
ALL GAMES	13-2	8-2	2-0	3-0
CONFERENCE	1-1	0-1	1-0	0-0
NON-CONFERENCE	12-1	8-1	1-0	3-0

#	Player	gp-gs	min	avg	Total		3-Point		F-Throw		Rebounds						a	to	blk	stl	pts	avg
					fg-fga	fg%	3fg-fga	3fg%	ft-fa	ft%	off	def	tot	avg	pf	dq						
23	KILPATRICK, Sean	15-15	470	31.3	93-218	.427	34-104	.327	48-68	.706	26	61	87	5.8	13	0	31	32	5	24	268	17.9
01	WRIGHT, Cashmere	15-15	412	27.5	77-162	.475	42-91	.462	27-35	.771	10	34	44	2.9	23	0	49	31	1	32	223	14.9
44	PARKER, JaQuon	15-15	414	27.6	59-151	.391	18-46	.391	33-59	.559	30	40	70	4.7	22	0	26	18	1	14	169	11.3
02	RUBLES, Titus	15-0	292	19.5	39-105	.371	4-27	.148	27-41	.659	22	62	84	5.6	34	0	34	30	4	17	109	7.3
00	DAVIS III, Jeremiah	4-0	43	10.8	7-18	.389	3-9	.333	5-6	.833	1	9	10	2.5	6	0	5	4	0	0	22	5.5
13	MBODJ, Cheikh	15-15	293	19.5	29-61	.475	0-1	.000	18-30	.600	36	47	83	5.5	51	3	3	10	35	5	76	5.1
05	JACKSON, Justin	15-15	296	19.7	28-69	.406	1-11	.091	8-16	.500	25	56	81	5.4	36	1	24	26	19	21	65	4.3
33	NYARSUK, David	15-0	215	14.3	29-47	.617	0-0	.000	6-10	.600	23	29	52	3.5	27	1	2	14	19	1	64	4.3
03	THOMAS, Shaquille	14-0	160	11.4	20-47	.426	1-4	.250	9-17	.529	18	18	36	2.6	7	0	11	11	2	8	50	3.6
15	SANDERS, Jermaine	15-0	178	11.9	17-44	.386	3-11	.273	10-21	.476	10	24	34	2.3	6	0	15	12	1	6	47	3.1
14	GUYN, Ge'Lawn	14-0	165	11.8	12-32	.375	4-16	.250	6-8	.750	0	12	12	0.9	20	0	9	10	2	7	34	2.4
10	EPPENSTEINER, Alex	5-0	10	2.0	1-4	.250	0-1	.000	1-2	.500	0	1	1	0.2	0	0	2	0	0	2	3	0.6
24	GAINES, Kelvin	9-0	52	5.8	2-5	.400	0-0	.000	0-4	.000	6	6	12	1.3	10	0	0	2	11	1	4	0.4
Team											36	26	62					2				
Total.....		15	3000		413-963	.429	110-321	.343	198-317	.625	243	425	668	44.5	255	5	211	202	100	138	1134	75.6
Opponents.....		15	3000		311-870	.357	73-252	.290	166-277	.599	183	345	528	35.2	281	-	159	242	58	98	861	57.4

TEAM STATISTICS	CIN	OPP	Date	Opponent	Score	Att.
SCORING	1134	861	11/11/12	UT MARTIN	w 80-57	5728
Points per game	75.6	57.4	11/13/12	MISS. VALLEY ST.	w 102-60	5617
Scoring margin	+18.2	-	11/18/12	NORTH CAROLINA A&T	w 93-39	5582
FIELD GOALS-ATT	413-963	311-870	11/20/12	CAMPBELL	w 91-72	5924
Field goal pct	.429	.357	11/23/12	vs Iowa State	w 78-70	16730
3 POINT FG-ATT	110-321	73-252	11/24/12	vs Oregon	w 77-66	13954
3-point FG pct	.343	.290	12/01/12	ALABAMA	w 58-56	10155
3-pt FG made per game	7.3	4.9	12/6/12	UALR	w 87-53	6127
FREE THROWS-ATT	198-317	166-277	12/8/12	UMES	w 92-60	6423
Free throw pct	.625	.599	12/15/12	at Marshall	w 72-56	5432
F-Throws made per game	13.2	11.1	12/19/12	vs Xavier	w 60-45	14528
REBOUNDS	668	528	12/22/12	WRIGHT STATE	w 68-58	9248
Rebounds per game	44.5	35.2	12/27/12	NEW MEXICO	L 54-55	10627
Rebounding margin	+9.3	-	* 12/31/12	at PITT	w 70-61	12510
ASSISTS	211	159	* 1/5/13	ST. JOHN'S	L 52-53	8142
Assists per game	14.1	10.6	* - Conference game			
TURNOVERS	202	242				
Turnovers per game	13.5	16.1				
Turnover margin	+2.7	-				
Assist/turnover ratio	1.0	0.7				
STEALS	138	98				
Steals per game	9.2	6.5				
BLOCKS	100	58				
Blocks per game	6.7	3.9				
ATTENDANCE	73573	63154				
Home games-Avg/Game	10-7357	2-8971				
Neutral site-Avg/Game	-	3-15071				

Score by Periods	1st	2nd	Totals
Cincinnati	531	603	1134
Opponents	376	485	861



2012-13 Cincinnati Basketball
Cincinnati Combined Team Statistics (as of Jan 05, 2013)
Conference games



RECORD:	OVERALL	HOME	AWAY	NEUTRAL
ALL GAMES	1-1	0-1	1-0	0-0
CONFERENCE	1-1	0-1	1-0	0-0
NON-CONFERENCE	0-0	0-0	0-0	0-0

#	Player	gp-gs	min	avg	Total		3-Point		F-Throw		Rebounds				pf	dq	a	to	blk	stl	pts	avg
					fg-fga	fg%	3fg-fga	3fg%	ft-fa	ft%	off	def	tot	avg								
01	WRIGHT, Cashmere	2-2	66	33.0	14-26	.538	7-17	.412	6-7	.857	3	9	12	6.0	5	0	3	4	0	4	41	20.5
23	KILPATRICK, Sean	2-2	64	32.0	6-22	.273	1-10	.100	10-12	.833	2	7	9	4.5	4	0	2	4	2	1	23	11.5
02	RUBLES, Titus	2-0	38	19.0	5-11	.455	3-6	.500	6-9	.667	2	5	7	3.5	5	0	5	3	0	0	19	9.5
44	PARKER, JaQuon	2-2	69	34.5	5-18	.278	0-5	.000	6-10	.600	2	7	9	4.5	1	0	3	3	0	2	16	8.0
13	MBODJ, Cheikh	2-2	49	24.5	4-15	.267	0-1	.000	1-2	.500	5	10	15	7.5	7	1	1	3	2	2	9	4.5
33	NYARSUK, David	2-0	25	12.5	3-4	.750	0-0	.000	0-0	.000	3	0	3	1.5	2	0	0	0	1	0	6	3.0
05	JACKSON, Justin	2-2	36	18.0	1-5	.200	0-0	.000	2-2	1.000	1	3	4	2.0	6	0	0	2	1	1	4	2.0
03	THOMAS, Shaquille	2-0	14	7.0	1-3	.333	0-0	.000	0-2	.000	3	1	4	2.0	0	0	0	2	0	0	2	1.0
15	SANDERS, Jermaine	2-0	24	12.0	1-6	.167	0-2	.000	0-2	.000	0	1	1	0.5	1	0	1	3	0	1	2	1.0
14	GUYN, Ge'Lawn	1-0	10	10.0	0-1	.000	0-1	.000	0-0	.000	0	0	0	0.0	2	0	0	0	0	0	0	0.0
24	GAINES, Kelvin	2-0	5	2.5	0-0	.000	0-0	.000	0-0	.000	0	0	0	0.0	0	0	0	0	1	0	0	0.0
Team											2	5	7					1				
Total.....		2	400		40-111	.360	11-42	.262	31-46	.674	23	48	71	35.5	33	1	15	25	7	11	122	61.0
Opponents.....		2	400		45-107	.421	1-19	.053	23-36	.639	22	50	72	36.0	37	-	22	26	11	11	114	57.0

TEAM STATISTICS	CIN	OPP
SCORING	122	114
Points per game	61.0	57.0
Scoring margin	+4.0	-
FIELD GOALS-ATT	40-111	45-107
Field goal pct	.360	.421
3 POINT FG-ATT	11-42	1-19
3-point FG pct	.262	.053
3-pt FG made per game	5.5	0.5
FREE THROWS-ATT	31-46	23-36
Free throw pct	.674	.639
F-Throws made per game	15.5	11.5
REBOUNDS	71	72
Rebounds per game	35.5	36.0
Rebounding margin	-0.5	-
ASSISTS	15	22
Assists per game	7.5	11.0
TURNOVERS	25	26
Turnovers per game	12.5	13.0
Turnover margin	+0.5	-
Assist/turnover ratio	0.6	0.8
STEALS	11	11
Steals per game	5.5	5.5
BLOCKS	7	11
Blocks per game	3.5	5.5
ATTENDANCE	8142	12510
Home games-Avg/Game	1-8142	1-12510
Neutral site-Avg/Game	-	0-0

Date	Opponent		Score	Att.
* 12/31/12	at PITT	W	70-61	12510
* 1/5/13	ST. JOHN'S	L	52-53	8142

* - Conference game

Score by Periods	1st	2nd	Totals
Cincinnati	47	75	122
Opponents	58	56	114



2012-13 Cincinnati Basketball
Cincinnati Team Game-by-Game Comparison (as of Jan 05, 2013)
All games



Opponent	1st	2nd	Score	Mar	Total FG	FG Pct	3-Pointers	3FG Pct	Free Throws	FT Pct	Rebounds	Assist	T/Over	Block	Steal	Fouls
UT MARTIN	43/17	37/40	80-57	+23	28-59/19-67	.475/.284	9-21/6-22	.429/.273	15-27/13-20	.556/.650	54/31 +23	19/6	19/10	10/2	6/13	16/22
MISS. VALLEY ST.	43/23	59/37	102-60	+42	39-70/22-64	.557/.344	8-18/7-19	.444/.368	16-25/9-19	.640/.474	54/26 +28	20/13	15/15	7/1	7/6	17/21
NORTH CAROLINA A&T	47/16	46/23	93-39	+54	36-70/10-66	.514/.152	12-28/3-22	.429/.136	9-23/16-24	.391/.667	56/43 +13	24/5	13/20	12/5	15/6	17/22
CAMPBELL	46/28	45/44	91-72	+19	32-64/29-61	.500/.475	9-23/5-11	.391/.455	18-34/9-17	.529/.529	50/28 +22	13/14	14/13	9/2	9/7	17/25
Iowa State	35/35	43/35	78-70	+8	25-60/25-67	.417/.373	5-20/8-27	.250/.296	23-25/12-21	.920/.571	37/46 (9)	11/12	13/18	5/2	11/6	18/20
Oregon	42/33	35/33	77-66	+11	24-64/19-55	.375/.345	11-24/5-17	.458/.294	18-27/23-29	.667/.793	44/41 +3	13/9	15/19	3/7	10/8	22/25
ALABAMA	33/27	25/29	58-56	+2	23-59/25-57	.390/.439	2-11/4-11	.182/.364	10-14/2-3	.714/.667	32/37 (5)	7/8	11/16	8/5	9/5	14/16
UALR	44/17	43/36	87-53	+34	34-71/20-50	.479/.400	5-20/3-15	.250/.200	14-24/10-18	.583/.556	39/32 +7	20/12	17/32	5/5	23/9	20/18
UMES	52/23	40/37	92-60	+32	36-75/20-67	.480/.299	11-29/6-24	.379/.250	9-15/14-20	.600/.700	55/31 +24	24/11	15/13	9/7	6/10	15/8
Marshall	29/25	43/31	72-56	+16	29-64/17-43	.453/.395	6-17/8-12	.353/.667	8-13/14-27	.615/.519	40/31 +9	14/9	11/20	3/2	9/4	22/15
Xavier	22/24	38/21	60-45	+15	21-64/20-53	.328/.377	5-24/2-13	.208/.154	13-19/3-14	.684/.214	47/37 +10	8/11	13/15	8/2	9/7	16/18
WRIGHT STATE	22/28	46/30	68-58	+10	26-68/19-59	.382/.322	5-18/8-21	.278/.381	11-21/12-18	.524/.667	49/38 +11	12/12	10/11	10/3	6/4	15/22
NEW MEXICO	26/22	28/33	54-55	(1)	20-64/21-54	.313/.389	11-26/7-19	.423/.368	3-4/6-11	.750/.545	40/35 +5	11/15	11/14	4/4	7/2	13/12
PITT	26/34	44/27	70-61	+9	21-51/23-52	.412/.442	3-16/0-10	.188/.000	25-35/15-25	.714/.600	37/32 +5	7/12	9/9	4/6	3/4	20/23
ST. JOHN'S	21/24	31/29	52-53	(1)	19-60/22-55	.317/.400	8-26/1-9	.308/.111	6-11/8-11	.545/.727	34/40 (6)	8/10	16/17	3/5	8/7	13/14

Note: Game totals are displayed in the format TEAM/OPPONENT for each category



2012-13 Cincinnati Basketball
Cincinnati Season/Career Statistics (as of Jan 05, 2013)
All games



SEASON STATISTICS

CAREER STATISTICS

SUMMARY	gp-gs	min/g	fg%	3fg%	ft%	r/g	a/g	stl	blk	pts/g	gp-gs	min/g	fg%	3fg%	ft%	r/g	a/g	stl	blk	pts/g
KILPATRICK, Sean	15-15	31.3	.427	.327	.706	5.8	2.1	24	5	17.9	87-53	28.4	.430	.365	.728	4.2	1.9	100	19	13.0
WRIGHT, Cashmere	15-15	27.5	.475	.462	.771	2.9	3.3	32	1	14.9	121-96	25.5	.412	.367	.695	2.8	3.5	178	5	9.3
PARKER, JaQuon	15-15	27.6	.391	.391	.559	4.7	1.7	14	1	11.3	94-48	18.6	.392	.350	.620	3.7	1.1	45	5	6.3
RUBLES, Titus	15-0	19.5	.371	.148	.659	5.6	2.3	17	4	7.3	15-0	19.5	.371	.148	.659	5.6	2.3	17	4	7.3
DAVIS III, Jeremiah	4-0	10.8	.389	.333	.833	2.5	1.3	0	0	5.5	31-0	8.3	.393	.375	.600	1.1	0.6	13	1	2.9
MBODJ, Cheikh	15-15	19.5	.475	.000	.600	5.5	0.2	5	35	5.1	43-16	13.1	.430	.500	.521	3.3	0.2	8	54	2.9
JACKSON, Justin	15-15	19.7	.406	.091	.500	5.4	1.6	21	19	4.3	87-35	17.6	.495	.095	.456	3.7	1.0	80	98	3.9
NYARSUK, David	15-0	14.3	.617	.000	.600	3.5	0.1	1	19	4.3	15-0	14.3	.617	.000	.600	3.5	0.1	1	19	4.3
THOMAS, Shaquille	14-0	11.4	.426	.250	.529	2.6	0.8	8	2	3.6	14-0	11.4	.426	.250	.529	2.6	0.8	8	2	3.6
SANDERS, Jermaine	15-0	11.9	.386	.273	.476	2.3	1.0	6	1	3.1	43-0	9.7	.384	.333	.487	1.6	0.7	7	3	2.2
GUYN, Ge'Lawn	14-0	11.8	.375	.250	.750	0.9	0.6	7	2	2.4	46-0	10.6	.386	.265	.682	0.8	0.6	25	2	2.3
EPPENSTEINER, Alex	5-0	2.0	.250	.000	.500	0.2	0.4	2	0	0.6	26-0	1.8	.308	.250	.500	0.1	0.2	3	0	0.5
GAINES, Kelvin	9-0	5.8	.400	.000	.000	1.3	0.0	1	11	0.4	26-1	7.6	.400	.000	.200	1.9	0.1	6	34	0.7

SCORING	fg-fga	fg%	3fg-fga	3fg%	ft-fta	ft%	pts	pts/g	fg-fga	fg%	3fg-fga	3fg%	ft-fta	ft%	pts	pts/g
KILPATRICK, Sean	93-218	.427	34-104	.327	48-68	.706	268	17.9	392-911	.430	172-471	.365	179-246	.728	1135	13.0
WRIGHT, Cashmere	77-162	.475	42-91	.462	27-35	.771	223	14.9	388-942	.412	155-422	.367	191-275	.695	1122	9.3
PARKER, JaQuon	59-151	.391	18-46	.391	33-59	.559	169	11.3	204-520	.392	64-183	.350	124-200	.620	596	6.3
RUBLES, Titus	39-105	.371	4-27	.148	27-41	.659	109	7.3	39-105	.371	4-27	.148	27-41	.659	109	7.3
DAVIS III, Jeremiah	7-18	.389	3-9	.333	5-6	.833	22	5.5	33-84	.393	15-40	.375	9-15	.600	90	2.9
MBODJ, Cheikh	29-61	.475	0-1	.000	18-30	.600	76	5.1	49-114	.430	1-2	.500	25-48	.521	124	2.9
JACKSON, Justin	28-69	.406	1-11	.091	8-16	.500	65	4.3	144-291	.495	2-21	.095	52-114	.456	342	3.9
NYARSUK, David	29-47	.617	0-0	.000	6-10	.600	64	4.3	29-47	.617	0-0	.000	6-10	.600	64	4.3
THOMAS, Shaquille	20-47	.426	1-4	.250	9-17	.529	50	3.6	20-47	.426	1-4	.250	9-17	.529	50	3.6
SANDERS, Jermaine	17-44	.386	3-11	.273	10-21	.476	47	3.1	33-86	.384	10-30	.333	19-39	.487	95	2.2
GUYN, Ge'Lawn	12-32	.375	4-16	.250	6-8	.750	34	2.4	39-101	.386	13-49	.265	15-22	.682	106	2.3
EPPENSTEINER, Alex	1-4	.250	0-1	.000	1-2	.500	3	0.6	4-13	.308	1-4	.250	4-8	.500	13	0.5
GAINES, Kelvin	2-5	.400	0-0	.000	0-4	.000	4	0.4	8-20	.400	0-0	.000	2-10	.200	18	0.7

TOTALS	o-reb	d-reb	t-reb	pf	fo	ast	to	a/to	o-reb	d-reb	t-reb	pf	fo	ast	to	a/to
KILPATRICK, Sean	26	61	87	13	0	31	32	1.0	120	247	367	107	0	161	131	1.2
WRIGHT, Cashmere	10	34	44	23	0	49	31	1.6	67	266	333	232	3	425	239	1.8
PARKER, JaQuon	30	40	70	22	0	26	18	1.4	118	233	351	109	0	108	81	1.3
RUBLES, Titus	22	62	84	34	0	34	30	1.1	22	62	84	34	0	34	30	1.1
DAVIS III, Jeremiah	1	9	10	6	0	5	4	1.3	6	29	35	26	0	19	20	1.0
MBODJ, Cheikh	36	47	83	51	3	3	10	0.3	65	78	143	98	4	7	17	0.4
JACKSON, Justin	25	56	81	36	1	24	26	0.9	127	198	325	223	10	87	117	0.7
NYARSUK, David	23	29	52	27	1	2	14	0.1	23	29	52	27	1	2	14	0.1
THOMAS, Shaquille	18	18	36	7	0	11	11	1.0	18	18	36	7	0	11	11	1.0
SANDERS, Jermaine	10	24	34	6	0	15	12	1.3	22	45	67	17	0	29	25	1.2
GUYN, Ge'Lawn	0	12	12	20	0	9	10	0.9	5	33	38	56	0	29	29	1.0
EPPENSTEINER, Alex	0	1	1	0	0	2	0	0.0	0	3	3	5	0	6	3	2.0
GAINES, Kelvin	6	6	12	10	0	0	2	0.0	17	33	50	37	1	2	10	0.2



2012-13 Cincinnati Basketball
Cincinnati Points-Rebounds-Assists (as of Jan 05, 2013)
All games



Opponent	Date	Score		00 DAVIS III,	01 WRIGHT,CAS	02 RUBLES,TIT	03 THOMAS,SHA	05 JACKSON,JU	10 EPPENSTEIN	13 MBODJ,CHEI
UT MARTIN	11/11/12	80-57	w	5-1-3	16-4-3	8-7-4	3-1-0	7-11-2	0-0-0	5-6-0
MISS. VALLEY ST.	11/13/12	102-60	w	9-4-2	11-0-5	8-7-5	6-4-2	5-8-0	0-0-1	8-6-0
NORTH CAROLINA A&T	11/18/12	93-39	w	5-4-0	13-3-2	6-3-2	6-4-3	6-7-3	1-1-1	8-4-0
CAMPBELL	11/20/12	91-72	w	3-1-0	28-1-2	5-6-3	0-2-1	2-6-1	DNP	2-4-0
vs Iowa State	11/23/12	78-70	w	DNP	14-3-5	10-5-0	0-0-0	4-6-0	DNP	2-5-0
vs Oregon	11/24/12	77-66	w	DNP	17-1-1	13-4-1	4-3-0	2-5-4	DNP	2-4-0
ALABAMA	12/01/12	58-56	w	DNP	8-1-1	10-5-1	DNP	0-2-1	DNP	8-5-0
UALR	12/6/12	87-53	w	DNP	8-1-4	6-2-2	2-3-0	7-4-4	0-0-0	12-7-0
UMES	12/8/12	92-60	w	DNP	20-4-9	7-10-4	11-7-3	9-7-2	2-0-0	0-3-1
at Marshall	12/15/12	72-56	w	DNP	14-1-3	2-8-2	8-3-2	10-1-3	DNP	9-4-0
vs Xavier	12/19/12	60-45	w	DNP	15-6-4	2-9-1	2-2-0	0-5-2	DNP	3-5-0
WRIGHT STATE	12/22/12	68-58	w	DNP	6-4-3	11-9-3	1-2-0	9-7-1	DNP	4-5-0
NEW MEXICO	12/27/12	54-55	L	DNP	12-3-4	2-2-1	5-1-0	0-8-1	DNP	4-10-1
at PITT	12/31/12	70-61	w	DNP	18-2-2	5-4-3	2-3-0	4-3-0	DNP	6-5-0
ST. JOHN'S	1/5/13	52-53	L	DNP	23-10-1	14-3-2	0-1-0	0-1-0	DNP	3-10-1

Opponent	Date	Score		14 GUYN,GE'LA	15 SANDERS,JE	23 KILPATRICK	24 GAINES,KEL	33 NYARSUK,DA	44 PARKER,JAQ
UT MARTIN	11/11/12	80-57	w	4-2-1	1-2-3	14-3-1	DNP	9-6-0	8-6-2
MISS. VALLEY ST.	11/13/12	102-60	w	4-1-1	8-3-1	20-7-1	2-3-0	8-3-0	13-4-2
NORTH CAROLINA A&T	11/18/12	93-39	w	8-4-1	2-3-1	29-7-5	0-3-0	6-6-1	3-3-5
CAMPBELL	11/20/12	91-72	w	5-1-0	4-2-1	15-10-3	0-1-0	6-4-0	21-8-2
vs Iowa State	11/23/12	78-70	w	3-0-0	6-3-2	32-5-3	DNP	5-5-1	2-2-0
vs Oregon	11/24/12	77-66	w	0-0-2	7-4-2	16-8-3	0-1-0	0-5-0	16-4-0
ALABAMA	12/01/12	58-56	w	2-1-0	4-0-0	13-5-2	DNP	0-3-0	13-6-2
UALR	12/6/12	87-53	w	6-1-3	5-5-3	18-6-2	0-0-0	12-6-0	11-2-2
UMES	12/8/12	92-60	w	0-1-0	2-2-0	23-4-1	2-3-0	4-2-0	12-6-4
at Marshall	12/15/12	72-56	w	0-0-0	4-4-1	13-6-2	DNP	4-5-0	8-3-1
vs Xavier	12/19/12	60-45	w	2-0-0	0-0-0	25-7-0	DNP	0-2-0	11-6-1
WRIGHT STATE	12/22/12	68-58	w	0-1-1	2-4-0	12-6-4	0-1-0	2-2-0	21-5-0
NEW MEXICO	12/27/12	54-55	L	0-0-0	0-1-0	15-4-2	DNP	2-0-0	14-6-2
at PITT	12/31/12	70-61	w	0-0-0	0-1-1	16-4-0	0-0-0	6-3-0	13-5-1
ST. JOHN'S	1/5/13	52-53	L	DNP	2-0-0	7-5-2	0-0-0	0-0-0	3-4-2



2012-13 Cincinnati Basketball
Cincinnati Team High/Low Analysis (as of Jan 05, 2013)
All games



Cincinnati - TEAM GAME HIGHS

POINTS	102	MISS. VALLEY ST. (11/13/12)
	93	NORTH CAROLINA A&T (11/18/12)
	92	UMES (12/8/12)
	91	CAMPBELL (11/20/12)
	87	UALR (12/6/12)
FIELD GOALS MADE	39	MISS. VALLEY ST. (11/13/12)
	36	UMES (12/8/12)
	36	NORTH CAROLINA A&T (11/18/12)
FIELD GOAL ATTEMPTS	75	UMES (12/8/12)
	71	UALR (12/6/12)
FIELD GOAL PERCENTAGE	.557 (39-70)	MISS. VALLEY ST. (11/13/12)
	.514 (36-70)	NORTH CAROLINA A&T (11/18/12)
3 PT FIELD GOALS MADE	12	NORTH CAROLINA A&T (11/18/12)
	11	NEW MEXICO (12/27/12)
	11	UMES (12/8/12)
	11	vs Oregon (11/24/12)
3 PT FG ATTEMPTS	29	UMES (12/8/12)
	28	NORTH CAROLINA A&T (11/18/12)
3 PT FG PERCENTAGE	.458 (11-24)	vs Oregon (11/24/12)
	.444 (8-18)	MISS. VALLEY ST. (11/13/12)
FREE THROWS MADE	25	at PITT (12/31/12)
	23	vs Iowa State (11/23/12)
FREE THROW ATTEMPTS	35	at PITT (12/31/12)
	34	CAMPBELL (11/20/12)
FREE THROW PERCENTAGE	.920 (23-25)	vs Iowa State (11/23/12)
	.750 (3-4)	NEW MEXICO (12/27/12)
REBOUNDS	56	NORTH CAROLINA A&T (11/18/12)
	55	UMES (12/8/12)
ASSISTS	24	UMES (12/8/12)
	24	NORTH CAROLINA A&T (11/18/12)
STEALS	23	UALR (12/6/12)
	15	NORTH CAROLINA A&T (11/18/12)
BLOCKED SHOTS	12	NORTH CAROLINA A&T (11/18/12)
	10	WRIGHT STATE (12/22/12)
	10	UT MARTIN (11/11/12)
TURNOVERS	19	UT MARTIN (11/11/12)
	17	UALR (12/6/12)
FOULS	22	at Marshall (12/15/12)
	22	vs Oregon (11/24/12)



2012-13 Cincinnati Basketball
Cincinnati High/Low Analysis (as of Jan 05, 2013)
All games



Opponent - GAME HIGHS

POINTS	72	CAMPBELL (11/20/12)
	70	vs Iowa State (11/23/12)
	66	vs Oregon (11/24/12)
	61	at PITT (12/31/12)
	60	UMES (12/8/12)
	60	MISS. VALLEY ST. (11/13/12)
FIELD GOALS MADE	29	CAMPBELL (11/20/12)
	25	ALABAMA (12/01/12)
	25	vs Iowa State (11/23/12)
FIELD GOAL ATTEMPTS	67	UMES (12/8/12)
	67	vs Iowa State (11/23/12)
	67	UT MARTIN (11/11/12)
FIELD GOAL PERCENTAGE	.475 (29-61)	CAMPBELL (11/20/12)
	.442 (23-52)	at PITT (12/31/12)
3 PT FIELD GOALS MADE	8	WRIGHT STATE (12/22/12)
	8	at Marshall (12/15/12)
	8	vs Iowa State (11/23/12)
3 PT FG ATTEMPTS	27	vs Iowa State (11/23/12)
	24	UMES (12/8/12)
3 PT FG PERCENTAGE	.667 (8-12)	at Marshall (12/15/12)
	.455 (5-11)	CAMPBELL (11/20/12)
FREE THROWS MADE	23	vs Oregon (11/24/12)
	16	NORTH CAROLINA A&T (11/18/12)
FREE THROW ATTEMPTS	29	vs Oregon (11/24/12)
	27	at Marshall (12/15/12)
FREE THROW PERCENTAGE	.793 (23-29)	vs Oregon (11/24/12)
	.727 (8-11)	ST. JOHN'S (1/5/13)
REBOUNDS	46	vs Iowa State (11/23/12)
	43	NORTH CAROLINA A&T (11/18/12)
ASSISTS	15	NEW MEXICO (12/27/12)
	14	CAMPBELL (11/20/12)
STEALS	13	UT MARTIN (11/11/12)
	10	UMES (12/8/12)
BLOCKED SHOTS	7	UMES (12/8/12)
	7	vs Oregon (11/24/12)
TURNOVERS	32	UALR (12/6/12)
	20	at Marshall (12/15/12)
	20	NORTH CAROLINA A&T (11/18/12)
FOULS	25	vs Oregon (11/24/12)
	25	CAMPBELL (11/20/12)



2012-13 Cincinnati Basketball
Cincinnati High/Low Analysis (as of Jan 05, 2013)
All games



Cincinnati - GAME LOWS

POINTS	52	ST. JOHN'S (1/5/13)
	54	NEW MEXICO (12/27/12)
	58	ALABAMA (12/01/12)
	60	vs Xavier (12/19/12)
	68	WRIGHT STATE (12/22/12)
FIELD GOALS MADE	19	ST. JOHN'S (1/5/13)
	20	NEW MEXICO (12/27/12)
FIELD GOAL ATTEMPTS	51	at PITT (12/31/12)
	59	UT MARTIN (11/11/12)
	59	ALABAMA (12/01/12)
FIELD GOAL PERCENTAGE	.313 (20-64)	NEW MEXICO (12/27/12)
	.317 (19-60)	ST. JOHN'S (1/5/13)
3 PT FIELD GOALS MADE	2	ALABAMA (12/01/12)
	3	at PITT (12/31/12)
3 PT FG ATTEMPTS	11	ALABAMA (12/01/12)
	16	at PITT (12/31/12)
3 PT FG PERCENTAGE	.182 (2-11)	ALABAMA (12/01/12)
	.188 (3-16)	at PITT (12/31/12)
FREE THROWS MADE	3	NEW MEXICO (12/27/12)
	6	ST. JOHN'S (1/5/13)
FREE THROW ATTEMPTS	4	NEW MEXICO (12/27/12)
	11	ST. JOHN'S (1/5/13)
FREE THROW PERCENTAGE	.391 (9-23)	NORTH CAROLINA A&T (11/18/12)
	.524 (11-21)	WRIGHT STATE (12/22/12)
REBOUNDS	32	ALABAMA (12/01/12)
	34	ST. JOHN'S (1/5/13)
ASSISTS	7	ALABAMA (12/01/12)
	7	at PITT (12/31/12)
STEALS	3	at PITT (12/31/12)
	6	UT MARTIN (11/11/12)
	6	UMES (12/8/12)
	6	WRIGHT STATE (12/22/12)
BLOCKED SHOTS	3	vs Oregon (11/24/12)
	3	at Marshall (12/15/12)
	3	ST. JOHN'S (1/5/13)
TURNOVERS	9	at PITT (12/31/12)
	10	WRIGHT STATE (12/22/12)
FOULS	13	NEW MEXICO (12/27/12)
	13	ST. JOHN'S (1/5/13)



2012-13 Cincinnati Basketball
Cincinnati High/Low Analysis (as of Jan 05, 2013)
All games



Opponent - GAME LOWS

POINTS	39		NORTH CAROLINA A&T (11/18/12)
	45		vs Xavier (12/19/12)
	53		UALR (12/6/12)
	53		ST. JOHN'S (1/5/13)
	55		NEW MEXICO (12/27/12)
FIELD GOALS MADE	10		NORTH CAROLINA A&T (11/18/12)
	17		at Marshall (12/15/12)
FIELD GOAL ATTEMPTS	43		at Marshall (12/15/12)
	50		UALR (12/6/12)
FIELD GOAL PERCENTAGE	.152	(10-66)	NORTH CAROLINA A&T (11/18/12)
	.284	(19-67)	UT MARTIN (11/11/12)
3 PT FIELD GOALS MADE	0		at PITT (12/31/12)
	1		ST. JOHN'S (1/5/13)
3 PT FG ATTEMPTS	9		ST. JOHN'S (1/5/13)
	10		at PITT (12/31/12)
3 PT FG PERCENTAGE	.000	(0-10)	at PITT (12/31/12)
	.111	(1-9)	ST. JOHN'S (1/5/13)
FREE THROWS MADE	2		ALABAMA (12/01/12)
	3		vs Xavier (12/19/12)
FREE THROW ATTEMPTS	3		ALABAMA (12/01/12)
	11		NEW MEXICO (12/27/12)
	11		ST. JOHN'S (1/5/13)
FREE THROW PERCENTAGE	.214	(3-14)	vs Xavier (12/19/12)
	.474	(9-19)	MISS. VALLEY ST. (11/13/12)
REBOUNDS	26		MISS. VALLEY ST. (11/13/12)
	28		CAMPBELL (11/20/12)
ASSISTS	5		NORTH CAROLINA A&T (11/18/12)
	6		UT MARTIN (11/11/12)
STEALS	2		NEW MEXICO (12/27/12)
	4		at Marshall (12/15/12)
	4		WRIGHT STATE (12/22/12)
	4		at PITT (12/31/12)
BLOCKED SHOTS	1		MISS. VALLEY ST. (11/13/12)
	2		UT MARTIN (11/11/12)
	2		CAMPBELL (11/20/12)
	2		vs Iowa State (11/23/12)
	2		at Marshall (12/15/12)
	2		vs Xavier (12/19/12)
TURNOVERS	9		at PITT (12/31/12)
	10		UT MARTIN (11/11/12)
FOULS	8		UMES (12/8/12)
	12		NEW MEXICO (12/27/12)



2012-13 Cincinnati Basketball
Cincinnati Player High/Low Analysis (as of Jan 05, 2013)
All games



Cincinnati - INDIVIDUAL GAME HIGHS

Points	32	KILPATRICK, Sean vs Iowa State (11/23/12)
	29	KILPATRICK, Sean vs North Carolina A&T (11/18/12)
	28	WRIGHT, Cashmere vs Campbell (11/20/12)
	25	KILPATRICK, Sean vs Xavier (12/19/12)
	23	WRIGHT, Cashmere vs St. John's (1/5/13)
	23	KILPATRICK, Sean vs UMES (12/8/12)
Field Goals Made	10	KILPATRICK, Sean vs Xavier (12/19/12)
	10	KILPATRICK, Sean vs UMES (12/8/12)
	10	KILPATRICK, Sean vs North Carolina A&T (11/18/12)
Field Goal Att.	27	KILPATRICK, Sean vs Xavier (12/19/12)
	22	KILPATRICK, Sean vs New Mexico (12/27/12)
FG Pct (min 5 made)	.875 (7-8)	WRIGHT, Cashmere vs UMES (12/8/12)
	.833 (5-6)	JACKSON, Justin at Marshall (12/15/12)
	.833 (5-6)	NYARSUK, David vs UALR (12/6/12)
3-Point FG Made	8	KILPATRICK, Sean vs North Carolina A&T (11/18/12)
	6	WRIGHT, Cashmere vs UMES (12/8/12)
3-Point FG Att.	13	KILPATRICK, Sean vs New Mexico (12/27/12)
	12	KILPATRICK, Sean vs North Carolina A&T (11/18/12)
3-Pt FG Pct (min 2 made)	1.000 (2-2)	SANDERS, Jermaine vs Iowa State (11/23/12)
	.857 (6-7)	WRIGHT, Cashmere vs UMES (12/8/12)
Free Throws Made	16	KILPATRICK, Sean vs Iowa State (11/23/12)
	9	KILPATRICK, Sean at PITT (12/31/12)
Free Throw Att.	16	KILPATRICK, Sean vs Iowa State (11/23/12)
	11	KILPATRICK, Sean at PITT (12/31/12)
	11	PARKER, JaQuon vs Campbell (11/20/12)
FT Pct (min 3 made)	1.000 (16-16)	KILPATRICK, Sean vs Iowa State (11/23/12)
	1.000 (4-4)	MBODJ, Cheikh vs UALR (12/6/12)
	1.000 (4-4)	WRIGHT, Cashmere vs Iowa State (11/23/12)
	1.000 (4-4)	DAVIS III, Jeremiah vs Miss. Valley St. (11/13/12)
	1.000 (3-3)	RUBLES, Titus at PITT (12/31/12)
	1.000 (3-3)	RUBLES, Titus vs Oregon (11/24/12)
Rebounds	11	JACKSON, Justin vs UT Martin (11/11/12)
	10	MBODJ, Cheikh vs St. John's (1/5/13)
	10	WRIGHT, Cashmere vs St. John's (1/5/13)
	10	MBODJ, Cheikh vs New Mexico (12/27/12)
	10	RUBLES, Titus vs UMES (12/8/12)
	10	KILPATRICK, Sean vs Campbell (11/20/12)
Assists	9	WRIGHT, Cashmere vs UMES (12/8/12)
	5	WRIGHT, Cashmere vs Iowa State (11/23/12)
	5	PARKER, JaQuon vs North Carolina A&T (11/18/12)
	5	KILPATRICK, Sean vs North Carolina A&T (11/18/12)
	5	RUBLES, Titus vs Miss. Valley St. (11/13/12)
	5	WRIGHT, Cashmere vs Miss. Valley St. (11/13/12)
Steals	5	KILPATRICK, Sean vs Iowa State (11/23/12)
	5	WRIGHT, Cashmere vs Campbell (11/20/12)
Blocked Shots	5	NYARSUK, David vs North Carolina A&T (11/18/12)
	4	NYARSUK, David vs Wright State (12/22/12)
	4	MBODJ, Cheikh vs Xavier (12/19/12)
	4	JACKSON, Justin vs Alabama (12/01/12)
	4	MBODJ, Cheikh vs Alabama (12/01/12)
	4	MBODJ, Cheikh vs North Carolina A&T (11/18/12)
	4	MBODJ, Cheikh vs Miss. Valley St. (11/13/12)
	4	MBODJ, Cheikh vs UT Martin (11/11/12)

Turnovers	5	KILPATRICK, Sean vs UALR (12/6/12)
	5	KILPATRICK, Sean vs Oregon (11/24/12)
	5	JACKSON, Justin vs UT Martin (11/11/12)
Fouls	5	MBODJ, Cheikh at PITT (12/31/12)
	5	JACKSON, Justin vs Xavier (12/19/12)
	5	NYARSUK, David vs Oregon (11/24/12)
	5	MBODJ, Cheikh vs Oregon (11/24/12)
	5	MBODJ, Cheikh vs Campbell (11/20/12)



2012-13 Cincinnati Basketball
Cincinnati Opponent High/Low Analysis (as of Jan 05, 2013)
All games



OPPONENT INDIVIDUAL GAME HIGHS

Points	25	JONES, Kyree vs UMES (12/8/12)
	22	McGee, Tyrus vs Iowa State (11/23/12)
	22	WHITE, Darren vs Campbell (11/20/12)
	20	SCARVER, D.D. at Marshall (12/15/12)
	20	PITTMAN, Elijah at Marshall (12/15/12)
Field Goals Made	8	JONES, Kyree vs UMES (12/8/12)
	8	WHITE, Darren vs Campbell (11/20/12)
Field Goal Att.	17	HARRISON, D'Angelo vs St. John's (1/5/13)
	17	JONES, Kyree vs UMES (12/8/12)
	17	WHITE, Darren vs Campbell (11/20/12)
	17	MIDDLETON, Lamont vs North Carolina A&T (11/18/12)
	17	LIABO, Mike vs UT Martin (11/11/12)
FG Pct (min 5 made)	.750 (6-8)	KIRK, Alex vs New Mexico (12/27/12)
	.667 (6-9)	ZANNA, Talib at PITT (12/31/12)
	.667 (6-9)	PITTMAN, Elijah at Marshall (12/15/12)
3-Point FG Made	5	SCARVER, D.D. at Marshall (12/15/12)
	4	WILLIAMS, Kendall vs New Mexico (12/27/12)
	4	Marshall, Darryl vs Miss. Valley St. (11/13/12)
3-Point FG Att.	9	LIABO, Mike vs UT Martin (11/11/12)
	8	REDFORD, Brad vs Xavier (12/19/12)
	8	Lucious, Korie vs Iowa State (11/23/12)
3-Pt FG Pct (min 2 made)	1.000 (3-3)	FREEMAN, Trey vs Campbell (11/20/12)
	1.000 (2-2)	Dillard, Ben vs UALR (12/6/12)
Free Throws Made	8	Singler, E.J. vs Oregon (11/24/12)
	7	JONES, Kyree vs UMES (12/8/12)
	7	McGee, Tyrus vs Iowa State (11/23/12)
	7	WASHINGTON, Jeremy vs UT Martin (11/11/12)
Free Throw Att.	10	Usher, Davon vs Miss. Valley St. (11/13/12)
	8	ZANNA, Talib at PITT (12/31/12)
	8	PITTMAN, Elijah at Marshall (12/15/12)
	8	SNYDER, Troy vs UMES (12/8/12)
	8	JONES, Kyree vs UMES (12/8/12)
	8	Singler, E.J. vs Oregon (11/24/12)
	8	McGee, Tyrus vs Iowa State (11/23/12)
FT Pct (min 3 made)	1.000 (8-8)	Singler, E.J. vs Oregon (11/24/12)
	1.000 (7-7)	WASHINGTON, Jeremy vs UT Martin (11/11/12)
	1.000 (5-5)	PATTERSON, Lamar at PITT (12/31/12)
	1.000 (3-3)	SPENCER, Ronald vs UMES (12/8/12)
	1.000 (3-3)	MIDDLETON, Lamont vs North Carolina A&T (11/18/12)
	1.000 (3-3)	Smith, Matt vs Miss. Valley St. (11/13/12)
Rebounds	15	Kazemi, Arsalan vs Oregon (11/24/12)
	10	YOUNG, Jerran vs Wright State (12/22/12)
	10	TAYLOR, Travis vs Xavier (12/19/12)
	10	Ejim, Melvin vs Iowa State (11/23/12)
Assists	8	GREENWOOD, Hugh vs New Mexico (12/27/12)
	8	FREEMAN, Trey vs Campbell (11/20/12)
Steals	4	MINOR, Omari vs UT Martin (11/11/12)
	3	SAMPSON, JaKarr vs St. John's (1/5/13)
	3	DAVIS, Dee vs Xavier (12/19/12)
	3	WILLIAMS II, Donald vs UMES (12/8/12)
	3	Isler, Leroy vs UALR (12/6/12)
	3	Releford, Trevor vs Alabama (12/01/12)
	3	Kazemi, Arsalan vs Oregon (11/24/12)

	3	CHILDS, Justin vs UT Martin (11/11/12)
	3	WASHINGTON, Jeremy vs UT Martin (11/11/12)
Blocked Shots	4	SPENCER, Ronald vs UMES (12/8/12)
	3	OBEKPA, Chris vs St. John's (1/5/13)
	3	KIRK, Alex vs New Mexico (12/27/12)
	3	WITTER,Austin vs North Carolina A&T (11/18/12)
Turnovers	8	Gillon, John vs UALR (12/6/12)
	7	Isler, Leroy vs UALR (12/6/12)
Fouls	5	DARLING, Cole vs Wright State (12/22/12)
	5	DAVIS, Dee vs Xavier (12/19/12)
	5	Javes, Michael vs UALR (12/6/12)
	5	Jacobs, Nick vs Alabama (12/01/12)
	5	Woods, Tony vs Oregon (11/24/12)
	5	Emory, Carlos vs Oregon (11/24/12)
	5	RYAN, Andrew vs Campbell (11/20/12)
	5	FREEMAN, Trey vs Campbell (11/20/12)
	5	HOOKER, Darian vs Campbell (11/20/12)
	5	TAYLOR, Myles vs UT Martin (11/11/12)



Official Basketball Box Score -- Game Totals -- Final Statistics
Notre Dame vs Cincinnati
 01/04/12 7:00 p.m. at Cincinnati, Ohio (Fifth Third Arena)



Notre Dame 55 • 9-6, 1-1 BE

##	Player		Total	3-Ptr	FT-FTA	Rebounds			PF	TP	A	TO	Blk	Stl	Min
			FG-FGA	FG-FGA		Off	Def	Tot							
45	COOLEY, Jack	f	7-12	0-0	1-3	8	3	11	0	15	0	2	3	1	29
00	ATKINS, Eric	g	3-10	2-5	0-0	0	3	3	1	8	2	2	0	2	40-
12	DRAGICEVICH, Alex	g	2-11	0-6	2-2	0	2	2	2	6	1	0	0	0	22
14	MARTIN, Scott	g	0-6	0-3	0-0	3	5	8	2	0	2	3	1	0	29
22	GRANT, Jerian	g	5-12	2-8	5-5	0	2	2	3	17	4	3	0	1	37
04	CROWLEY, Patrick		0-0	0-0	0-0	0	0	0	0	0	0	0	0	0	0+
24	CONNAUGHTON, Pat		2-6	1-5	0-0	1	3	4	3	5	0	1	0	0	15
25	KNIGHT, Tom		2-4	0-0	0-1	1	2	3	1	4	0	2	0	0	12
32	BROOKS, Joey		0-2	0-1	0-0	1	3	4	2	0	2	0	0	0	16
Team						0	1	1							
Totals			21-63	5-28	8-11	14	24	38	14	55	11	13	4	4	200

FG % 1st Half: 9-28 32.1% 2nd half: 12-35 34.3% Game: 21-63 33.3%
 3FG % 1st Half: 1-10 10.0% 2nd half: 4-18 22.2% Game: 5-28 17.9%
 FT % 1st Half: 2-4 50.0% 2nd half: 6-7 85.7% Game: 8-11 72.7%

Deadball
Rebounds
1,2

Cincinnati 71 • 12-3, 2-0 BE

##	Player		Total	3-Ptr	Rebounds			PF	TP	A	TO	Blk	Stl	Min	
			FG-FGA	FG-FGA	FT-FTA	Off	Def								Tot
05	JACKSON, Justin	f	1-4	0-2	3-4	2	5	7	2	5	0	1	0	0	23
01	WRIGHT, Cashmere	g	4-9	0-2	1-3	0	2	2	3	9	5	1	0	5	27
03	DIXON, Dion	g	5-13	1-7	7-7	1	2	3	1	18	3	1	0	2	35
23	KILPATRICK, Sean	g	4-10	1-6	0-0	1	5	6	2	9	3	1	0	1	30
44	PARKER, JaQuon	g	3-8	3-5	2-2	0	5	5	2	11	1	1	0	1	31
00	DAVIS III, Jeremiah		4-6	2-3	0-2	0	0	0	0	10	0	0	0	0	15
13	MBODJ, Cheikh		0-0	0-0	0-0	0	2	2	1	0	0	0	1	0	7
14	GUYN, Ge'Lawn		1-3	1-2	0-0	0	1	1	0	3	0	0	0	2	9
15	SANDERS, Jermaine		0-0	0-0	0-0	0	0	0	0	0	0	0	0	0	2
34	GATES, Yancy		3-4	0-0	0-0	3	5	8	4	6	1	2	3	0	21
Team						2	2	4				2			
Totals			25-57	8-27	13-18	9	29	38	15	71	13	9	4	11	200

FG % 1st Half: 13-31 41.9% 2nd half: 12-26 46.2% Game: 25-57 43.9%
 3FG % 1st Half: 4-16 25.0% 2nd half: 4-11 36.4% Game: 8-27 29.6%
 FT % 1st Half: 1-2 50.0% 2nd half: 12-16 75.0% Game: 13-18 72.2%

Deadball
Rebounds
2,1

Officials: Ed Corbett, Michael Stephens, Brent Hampton
 Technical fouls: Notre Dame-None. Cincinnati-None.
 Attendance: 10142
 Attendance of 10142 is a season-high.

Score by periods	1st	2nd	Total
Notre Dame	21	34	55
Cincinnati	31	40	71

	In	Off	2nd	Fast	
Points	Paint	T/O	Chance	Break	Bench
ND	28	13	13	4	9
CIN	24	11	4	11	19

Last FG - ND 2nd-01:25, CIN 2nd-03:52.
 Largest lead - ND None, CIN by 17 2nd-17:36.

Score tied - 1 time.
 Lead changed - 0 times.