



CINCINNATI

2010 FOOTBALL GAME NOTES

UC SPORTS COMMUNICATIONS: RICHARD E. LINDNER CENTER ► 2751 O'VARSIY WAY, SUITE 860 ► CINCINNATI, OH 45221-0021 ► GoBEARCATS.com

SCHEDULE

SEPTEMBER

4	at Fresno State (ESPN2)	L, 28-14
11	INDIANA STATE (BIG EAST Network)	W, 40-7
16	at NC State (ESPN)	L, 30-19
25	No. 8/9 OKLAHOMA ^ (ESPN2)	L, 31-29

OCTOBER

9	MIAMI (OH) (ESPN3.com)	W, 45-3
15	at Louisville * (ESPN)	W, 35-27
22	USF * (ESPN2)	L, 38-30
30	SYRACUSE * (ESPN2)	L, 31-7

NOVEMBER

13	at West Virginia * (BIG EAST Network)	L, 30-10
20	RUTGERS * (BIG EAST Network)	W, 69-38
27	at Connecticut * (BIG EAST Network)	L, 38-17

DECEMBER

4	PITTSBURGH * (ABC, ESPN, ESPN2)	Noon
---	---------------------------------	------

*-BIG EAST game; Home games in **BOLD CAPS**, played at Nippert Stadium unless otherwise noted. ^-Paul Brown Stadium. All times eastern.

COACHING STAFF

BUTCH JONES (SL)	Head Coach
KERRY COOMBS (SL)	Assoc. HC/Special Teams Coord./DB
STEVE STRIPLING (PB)	Asst. HC/Defensive Line
MIKE BAJAKIAN (PB)	Offensive Coordinator/QB
TIM BANKS (PB)	Co-Defensive Coordinator/DB
JOHN JANCEK (SL)	Co-Defensive Coordinator/LB
JAHMILE ADDAE (SL)	Running Backs
MARK ELDER (PB)	Tight Ends
DON MAHONEY (SL)	Offensive Line
T.J. WEIST (SL)	Wide Receivers

GAMEDAY LOCATION: SL (Sideline); PB (Press Box)

ON THE AIR

TELEVISION	ESPN/ESPN3.com
Dave Pasch	Play-By-Play
Bob Griese	Analyst
Chris Spielman	Analyst

RADIO	WLW (700 AM/Sirius 113)
Dan Hoard	Play-By-Play
Jim Kelly Jr.	Analyst
Artrell Hawkins	Sideline
Mo Egger	Host/Engineer

ISP NATIONAL RADIO	Sirius 213/XM 203
John Rooke	Play-By-Play
Peter Brock	Analyst

SPORTS COMMUNICATIONS

RYAN KOSLEN	Assoc. Dir./Football Contact
Phone:	513-497-3132
Email:	Ryan.Koslen@uc.edu
Press Box:	513-556-1010

CINCINNATI FOOTBALL

PRESENTED BY:



GAME 12: CINCINNATI (4-7, 2-4 BIG EAST) VS PITTSBURGH (6-5, 4-2 BIG EAST)

SAT., DEC. 4, 2010 ► NOON (ET) ► CINCINNATI, OHIO ► NIPPERT STADIUM (35,000/FIELDTURF)

GAME INFORMATION

Location: Cincinnati, Ohio
 Television: ESPN/ESPN3.com
 Radio: 700 WLW
 Satellite Radio: Sirius 113
 Live Stats: GoBEARCATS.com
 Internet Radio: 700WLW.com
 Twitter: @GoBEARCATS_com
 Series Record: Pittsburgh leads 7-2
 Last Meeting: 12/5/09 (UC-W, 45-44 at Pitt)
 In Cincinnati: Pittsburgh leads 2-1



CINCINNATI BEARCATS

Rankings (AP/Coaches) nr/nr
 2010 Record, BIG EAST 4-6, 2-3
 Head Coach Butch Jones
 Record at UC (Years) 4-6 (1st)



PITTSBURGH PANTHERS

Rankings (AP/Coaches) nr/nr
 2010 Record, BIG EAST 6-4, 4-2
 Head Coach Dave Wannstedt
 Record at Pitt (Years) 41-31 (6th)

FOOTBALL CLOSES OUT 2010 AGAINST PITTSBURGH ON SENIOR DAY

- The University of Cincinnati football team closes out its 2010 season against Pittsburgh, Saturday inside Nippert Stadium. UC trails 7-2 but has won the last two games in the matchup. The teams will play for the River City Rivalry Trophy, a 46-inch tall, 96 pound replica of a riverboat telegraph – a device for signaling the engine room – and a silhouette of the Ohio River.

THE SERIES

- The Bearcats and Panthers will matchup for the 10th time this Saturday with Pittsburgh holding a 7-2 advantage. UC has won the last two games in the series, including last year's come-from-behind victory.

LAST TIME VS. PITTSBURGH

- No. 5 Cincinnati trailed Pittsburgh by 21 points late in the first half, a perfect season and BCS bowl berth in peril. Tony Pike's 29-yard touchdown pass to Armon Binns with 33 seconds left finished the comeback from a three-touchdown deficit, and the Bearcats stunned No. 14 Pittsburgh 45-44 to secure their second straight Big East title.

THE COACHES

- BUTCH JONES, named the head coach at the University of Cincinnati on Dec. 16, 2009, is in his first season at the helm of the UC program and is 4-7. Jones most recently led Central Michigan University to a pair of Mid-American Conference Championships and three-straight bowl appearances. He holds a 31-20 overall record and a 21-7 mark in league games.

- DAVE WANNSTEDT is 41-31 in his sixth season at Pittsburgh. He is 3-2 against the Bearcats.

STREAKS, STORYLINES, SIDEBARS

- The University of Cincinnati is in its 123rd football season with an all-time record of 551-549-51 (.502).
- Cincinnati (1885) is one of the five oldest programs in college football along with Rutgers (1869), Michigan (1879), Navy (1880), and Minnesota (1883).
- UC has seven new starters on defense and four on offense this season. UC has 63 players at sophomore level or below.
- The Bearcats start eight sophomores on defense and no seniors, making UC the youngest defensive unit among all BCS Conference teams.
- UC will finish with its worst record since 2005, the same year the Bearcats last missed a bowl game.
- Armon Binns cracked the 1,000-yard plateau for the season (1,072), the seventh UC receiver all time to achieve that goal.
- Isaiah Pead leads all BIG EAST Conference running backs nationally with over 100 carries with a 6.8 yards per carry average (138 carries, 962 yards).
- Zach Collaros leads the BIG EAST in completions per game (19.36), total offense (268.0), total passing yards (2,793), and passing yards per game (253.9).
- Kicker Jacob Rogers recently became the school's all-time scoring leader and has 335 career points.
- Binns (97.5) and DJ Woods (80.9) rank 1-2 in the BIG EAST in receiving yards per game and in receptions per game (Binns: 6.5/Woods: 5.1).
- Woods leads the league in all-purpose yardage (165.6).
- JK Schaffer ranks second in the BIG EAST averaging 9.2 tackles per game. He has hit a career best 16 stops twice.
- Wes Richardson leads the league in fumbles recovered (0.3).

MEDIA INFORMATION

SPORTS COMMUNICATIONS

Richard E. Lindner Center
Suite 860 • 2751 O'Varsity Way
Cincinnati, OH 45221-0021
Phone: 513-556-5191 • Fax: 513-556-0619

Mike Harris Asst. AD/Sports Communications
513-240-8884..... Michael.Harris@uc.edu
Ryan Koslen Assoc. Dir./Football Contact
513-497-3132..... Ryan.Koslen@uc.edu
Lara Thornton Associate Director
513-295-4520..... Lara.Thornton@uc.edu
Jeff Geiser Assistant Director
513-235-3446..... Jeff.Geiser@uc.edu
Jeremy Martin Assistant Director
513-519-9792..... Jeremy.Martin@uc.edu

GOING GREEN

- ▶ Starting with the 2010 season, the University of Cincinnati will no longer print media guides.
- ▶ Complete information, including a record book/media supplement will be made available on the football page at www.GoBEARCATS.com.

ON THE WEB

- ▶ Information on the University of Cincinnati football team is available at www.GoBEARCATS.com.
- ▶ To receive the UC updates via email, please send a request to Ryan Koslen (ryan.koslen@uc.edu).
- ▶ Information on the BIG EAST Conference and all member institutions is also available through the BIG EAST web site at www.BIGEAST.org.

UC WEEKLY MEDIA LUNCHEON

- ▶ The Bearcats hold a weekly media luncheon each Tuesday in the second floor Bob Goin Team Room of Richard E. Lindner Center.
- ▶ Lunch is served at 11:30 a.m., selected players are available for one-on-one interviews from 11:45-12:15, and head coach Butch Jones takes the podium at 12:15.

PRACTICES

- ▶ During a typical Saturday game week, media may interview players and coaches immediately following practice on either Tuesday or Wednesday.
- ▶ Practice is generally closed to the public. Anyone hoping to observe practice should contact UC Sports Communications in advance. Failure to do so may

result in an individual's removal from the venue.

- ▶ During regular-season practices, unless otherwise noted, still and television photographers will be allowed to shoot the first 20 minutes (four periods).
- ▶ At the conclusion of practice, head coach Butch Jones will address the media on the field.

WEB VIDEO CONTENT

- ▶ Per UC's multimedia contract with IMG College, UC coaches, players, and administrators are not permitted to take part in one-on-one interviews or feature stories that will be made available exclusively for internet distribution.

INTERNET POLICIES

- ▶ Live updating of websites, blogs, and social networking feeds is not allowed at any time during practices.

BIG EAST TELECONFERENCE

- ▶ The BIG EAST Conference will coordinate a weekly teleconference of the league's eight head football coaches, beginning Monday, Aug. 30 and continuing through the 2010 season.
- ▶ The call begins promptly at 11 a.m., with the order of schools as follows:
 - ▶ 11 a.m. Greg Schiano, Rutgers
 - ▶ 11:10 a.m. Charlie Strong, Louisville
 - ▶ 11:20 a.m. Dave Wannstedt, Pittsburgh
 - ▶ 11:30 a.m. Bill Stewart, West Virginia
 - ▶ 11:40 a.m. Randy Edsall, Connecticut
 - ▶ 11:50 a.m. Doug Marrone, Syracuse
 - ▶ **Noon Butch Jones, Cincinnati**
 - ▶ 12:10 p.m. Skip Holtz, USF
- ▶ For those who are not able to participate during the live teleconference, an archive of Monday's call will be available on the BIG EAST Web site at www.bigeast.org, normally within an hour of the call's completion.

COLLEGEPRESSBOX.COM

- ▶ CollegePressBox.com is the official media website for BIG EAST football.
- ▶ Access and download weekly game notes, statistics, media guides, and more throughout the season.
- ▶ Login information will be distributed by the conference office to accredited media.

collegepressbox.com
EVERYTHING BUT THE PRE-GAME MEAL

2010 QUICK FACTS

Location Cincinnati, OH 45221
Founded 1819
Enrollment 41,250
Conference BIG EAST
Nickname Bearcats
Colors Red (PMS 186) & Black
Home Field Nippert Stadium
Surface/Capacity FieldTurf/35,000
President Dr. Gregory Williams
Director of Athletics Mike Thomas
Faculty Representative Dr. Fritz Russ

HISTORY

First Year of Football 1885
All-time Record 551-549-51 (.502)
All-time Bowl Record 6-6
Last Bowl 2010 Allstate Sugar Bowl
Last Bowl Opponent Florida (L, 51-24)

2010 TEAM INFORMATION

Basic Offense Spread
Basic Defense Multiple
Letterwinners Returning/Lost 41/17
O | D | ST 19/7 | 20/9 | 2/1
Starters Returning/Lost 13/12
O | D | ST 6/5 | 6/5 | 1/2

2009 INFORMATION

Overall Record 12-1
Home/Road/Neutral 6-0/6-0/0-1
BIG EAST Record/Finish 7-0/First
Final Ranking 8 (AP)/9 (USA Today)/3 (BCS)

COACHING STAFF

Head Coach Butch Jones
Record at UC/Years 4-7/First
Career Record/Years 31-20/3
Assoc. Head Coach/Special Teams Coord./DB Kerry Coombs
Asst. Head Coach/DL Steve Stripling
Offensive Coordinator/QB Mike Bajakian
Co-Defensive Coordinator/DB Tim Banks
Co-Defensive Coordinator/LB John Jancek
Asst. Coaches Jahmile Addae (RB), Mark Elder (TE)
..... Don Mahoney (OL), T.J. Weist (WR)
Director of Player Development Milo Austin
Asst. AD/Football Ops John Widecan
Graduate Assts. Ryan Oshnock (Def.), Brian White (Off.)
Staff Associates Roy Manning (Def.), Brandon Myles (Off.)
Coordinator of Recruiting Services Troy Everhart
Administrative Coordinator Chris Spognardi
Strength & Conditioning Dave Lawson
Athletic Trainer Bob Mangine
Equipment Manager Troy Jepsen
Video Coordinator John Sells

WEEK 12 • PITTSBURGH

SUNDAY	28	MONDAY	29	TUESDAY	30	WEDNESDAY	1	THURSDAY	2	FRIDAY	3	SATURDAY	4
No Media Availability		BIG EAST TELECONFERENCE 12-12:10 p.m. - Butch Jones		PRESS LUNCHEON 11:45-1 p.m. - Goin Team Room PRACTICE 3-5 p.m. - Jefferson Ave. Complex -Player interviews after		PRACTICE 3-5 p.m. - Jefferson Ave. Complex -Player interviews after		BUTCH JONES RADIO SHOW 8-9 p.m. - Orig. Montgomery Inn		No Media Availability		GAME 10 Cincinnati vs. Pittsburgh TBA Nippert Stadium POSTGAME Coach Jones/players available in interview area.	

SERIES BUSINESS

PITTSBURGH

Series Record.....	Pittsburgh leads 7-2
At Cincinnati.....	Pittsburgh leads 2-1
At Pittsburgh.....	Pittsburgh leads 5-1
At Neutral Sites	—
Most UC points.....	45 (UC 45-44, 2009)
Most Pittsburgh points.....	44 (Pitt 45-44, 2009)
Combined points.....	89 (UC 45-44, 2009)
Biggest UC win.....	7 (28-21, 2008)
Biggest Pittsburgh win	37 (37-0, 1922)
Current streak.....	Cincinnati—2

Game-by-Game Breakdown

Year	Site	Score	Winner
1921	Pittsburgh	21-14	Pitt
1922	Cincinnati	37-0	Pitt
1979	Pittsburgh	35-0	Pitt
1981	Pittsburgh	38-7	Pitt
2005	Pittsburgh	38-20	Pitt
2006	Cincinnati	33-15	Pitt
2007	Pittsburgh	24-17	Pitt
2008	Cincinnati	28-21	UC
2009	Cincinnati	45-44	UC

adidas TECHFIT JERSEYS

UC BREAKS OUT NEW JERSEYS MIDSEASON ...

- The UC football team will unveil a new set of jerseys for the rest of the 2010 season, donning the adidas TECHFIT line of compression fit uniforms..
- Featuring a ground-breaking compression fit and weighing 30 percent lighter than standard football jerseys, the adidas TECHFIT jersey will help players be lighter and faster on the field. UC will debut the white version of the jersey at Louisville on Oct. 15, 2010.

► The new Cincinnati TECHFIT jersey from adidas is a complete reconstruction of the standard uniform with multiple innovations to reduce the weight of the jersey by 30 percent. These technologies include a streamlined fit, new fabric, reduced seams, and an ultra lightweight name and numbering system. In addition, the Cincinnati TECHFIT jersey keeps players cool with integrated ventilation zones and moisture management fabric. Reduced seams and a restriction-free, high-stretch collar design increases range of motion to support player agility and speed.

- In addition to Cincinnati, six other adidas schools will debut the new TECHFIT jerseys this month including Michigan, Notre Dame, Louisville, Texas A&M, UCLA and Tennessee.



adidas TECHFIT FOOTBALL JERSEY QUICK FACTS ...

- The adidas TECHFIT jersey is 30 percent lighter than UC's previous jersey.
- The TECHFIT jersey features: reduced abrasion and increased durability with fewer seams, integrated ventilation and moisture management fabric that keeps players cool, a shoulder with pad lock-down pocket, a restriction-free high-stretch collar and an ultra light weight name and numbering system
- Seven schools will wear the new adidas TECHFIT jerseys including: Cincinnati, Michigan, Notre Dame, Texas A&M, UCLA and Tennessee
- UC will wear the TECHFIT jersey for the rest of the 2010 season starting with the Oct. 16 game at Louisville.

MITCH'S MISSION

- The Bearcats adopted Mitch Stone, a 13-year old brain cancer patient, through the Friends of Jaclyn Foundation.
- Mitch, a Cincinnati native who attends Maddux Elementary School, was diagnosed with a primitive neuroectodermal brain tumor (PNET) in Feb. 2009.
- He underwent surgery to remove the tumor, four bouts of chemotherapy, and 31 radiation treatments.
- Mitch has been cancer free since November of 2009.
- The Stone family has dubbed his battle Mitch's Mission.
- Mitch has attended numerous games and practices, and has led the team out of the tunnel on three occasions.
- Student-athletes, coaches, and support staff wear red white and blue wrist bands that say 'Mitch's Mission.'
- UC was the first NCAA Football Bowl Subdivision team to adopt a child through FOJ.
- In December of 2009, Mitch started 'Mitch's Mission', a non-profit organization that raises funds to send children with cancer and blood diseases to summer camp.
- For more information, visit www.MitchsMission.com.



Friends of Jaclyn Foundation

CINCINNATI VS. PITTSBURGH • TEAM COMPARISONS

CINCINNATI (4-7, 2-4 BIG EAST)

Team Statistics	UC	OPP
Points/Game	28.6	28.0
First Downs	244	215
Rushing/Game	156.7	123.0
Passing/Game	274.5	240.9
Total Offense/Game	431.2	363.9
Fumbles-Lost	22-13	19-5
Pen.-Yds/Game	77/65.3	68/55.7
Time of Possession	27:54	32:05

INDIVIDUAL LEADERS

RUSHING	Att	Net	Avg	TD	YPG
Peard	138	932	6.8	6	93.2
Goebel	31	194	6.3	3	17.6

PASSING	C-A-I	Pct.	TD	YPG
Collaros	213-359-11	59.3	25	279.3

RECEIVING	Rec	Yds	Avg	TD	YPG
Binns	72	1,072	14.9	10	97.5
Woods	56	890	15.9	8	80.9

DEFENSE	U-A-TT	TFL	Int.	PBU
Schaffer	59-42-101	9.5	1	4
Bomar	44-22-66	8.0	-	-

PITTSBURGH (6-4, 4-2 BIG EAST)

Team Statistics	PITT	OPP
Points/Game	26.1	20.6
First Downs	198	202
Rushing/Game	147.4	118.2
Passing/Game	214.7	189.6
Total Offense/Game	362.1	307.8
Fumbles-Lost	22-10	18-7
Pen.-Yds/Game	77/55.5	62/52.4
Time of Possession	31:58	27:54

INDIVIDUAL LEADERS

RUSHING	Att	Net	Avg	TD	YPG
Graham	130	825	6.3	8	82.5
Lewis	155	695	4.5	8	69.5

PASSING	C-A-I	Pct.	TD	YPG
Sunseri	200-304-7	65.8	15	210.7

RECEIVING	Rec	Yds	Avg	TD	YPG
Baldwin	47	753	16.0	5	68.5
Shanahan	40	556	13.9	1	50.5

DEFENSE	U-A-TT	TFL	Int.	PBU
DeCicco	54-27-81	4.0	3	2
Gruder	39-40-79	0.5	-	1



NCAA TEAM RANKINGS

Category	UC	PITT
Rushing Offense	55	72
Passing Offense	22	66
Total Offense	28	74
Scoring Offense	52	69
Rushing Defense	21	16
Pass Efficiency Defense	107	35
Total Defense	59	13
Scoring Defense	71	31
Net Punting	44	5
Punt Returns	67	21
Kickoff Returns	90	86
Turnover Margin	119	71
Pass Defense	95	23
Passing Efficiency	47	43
Sacks	29	20
Tackles For A Loss	t-33	85
Sacks Allowed	106	t-74

2010 CINCINNATI FOOTBALL

THE BASICS ...

- ▶ The University of Cincinnati is in its 123rd football season with an all-time record of 551-548-51 (.502).
- ▶ Cincinnati (1885) is one of the five oldest programs in college football along with Rutgers (1869), Michigan (1879), Navy (1880), and Minnesota (1883).
- ▶ UC won its second straight BIG EAST Conference title in 2009, earning the league's BCS bowl bid for the second time.
- ▶ Head coach Butch Jones is in his first season with the Bearcats after going 27-13 with two Mid-American Conference Championships in three years at Central Michigan University.

NOT THE SEASON WE HOPED FOR ...

- ▶ UC will finish with its worst record since the 2004 season (4-7), also the last time UC missed a bowl game.
- ▶ The Bearcats had been to four straight bowl games (2006-09) and were looking for the first five-game bowl streak in school history.
- ▶ The last time UC went to four-straight bowl games was during a span from 2000-03, and UC returned to a bowl game in 2006 with an 8-5 record.

TACKLING A MILESTONE ...

- ▶ JK Schaffer reached the 100 tackle plateau for the second-straight season with his nine stops against Connecticut.
- ▶ The junior linebacker has 101 tackles on the year, an average of 9.2 stops per game, ranking him second in the BIG EAST Conference.
- ▶ The last UC player to achieve the feat in two straight seasons was Hassan Champion who had 100 or more tackles from 1996-98.

AND BINNS MAKES IT SEVEN ...

- ▶ On the heels of his nine-catch, 107-yard performance at Connecticut, Armon Binns became the seventh UC wide receiver all time to eclipse 1,000 receiving yards in a season.
- ▶ Binns has 72 catches for 1,072 yards and 10 touchdowns this season.
- ▶ The others are: Mardy Gilyard, Jon Olinger, Jim O'Brien, Tom Rossley, Dominick Goodman, and Hannibal Thomas.
- ▶ Binns' 20 career receiving touchdowns places him fourth on the all-time chart, behind Gilyard (25), Goodman (22), and O'Brien (21).
- ▶ Entering his junior season in 2009, Binns has just two career catches for 19 yards and no touchdowns.

ON THE CUSP OF 1,000 ...

- ▶ Isaiah Pead has 932 rushing yards on the season, needing 68 yards in the final game of the season to become UC's first 1,000-yard rusher since Hall in 2002.

DYNAMIC DUOS? ...

- ▶ With wideout Armon Binns already over the 1,000-yard mark and Isaiah Pead needing 68 yards in the final game of the season to reach the 1,000-yard rushing mark, the Bearcats have a chance to achieve that milestone for only the third time in school history.
- ▶ UC has had both a 1,000-yard receiver and rusher twice previously - in 2004 (Richard Hall/1,012 rushing; Hannibal Thomas/1,028 receiving) and in 2002 (DeMarco McCleskey/1,361 rushing; Jon Olinger/1,114 receiving).

HAZELTON GETTING CLOSER ...

- ▶ Vidal Hazelton, who tore the ACL in his left knee in UC's season opener at Fresno State (Sept. 4), has been medically cleared to play and was dressed last weekend at Connecticut.
- ▶ There is a chance he will play in the season finale against Pittsburgh.
- ▶ Hazelton, a senior who transferred from USC, was injured on a kickoff return. He underwent surgery performed by UC's Director of Orthopedic Services Dr. Angelo Colosimo at UC Hospital on Mon. Sept. 13, 2010.
- ▶ Prior to his injury, he had made six catches for 68 yards and returned three kickoffs for 41 yards.

MILLS COMING ON STRONG TO CLOSE OUT SEASON ...

- ▶ Brandon Mills has had strong back-to-back games as the Bearcats approach the end of the 2010 season.
- ▶ Mills has 16 tackles, including 14 solo stops, 7.5 tackles for a loss, and five sacks in the past two games.
- ▶ At Connecticut, he had six tackles, two sacks, and a pair of tackles for a loss.
- ▶ Against Rutgers, Mills led the Bearcats on defense, recording career highs in tackles (10), solo tackles (9), tackles for a loss (5.5), and sacks (3.0). He also forced a fumble on the evening.
- ▶ He was named BIG EAST Defensive Player of the Week.

PEAD HAS CAREER GAME AGAINST RUTGERS ...

- ▶ Isaiah Pead was named BIG EAST Offensive Player of the Week, on the heels of UC's 69-38 win over Rutgers.
- ▶ Pead, who was also named the Rivals.com BIG EAST Player of the Week, had a career-high 31 carries, a career-best 213 yards, and five touchdowns while averaging 6.9 yards per rush. He had touchdown runs of 24, nine, 24, and 26 yards and also added a 34-yard touchdown reception, becoming the first UC player to score five TDs in a game since 1912.
- ▶ Pead is the first player to rush for more than 200 yards in a game since Richard Hall tallied 238 rushing yards against Miami (OH) on Sept. 11, 2004. Pead also is the first UC player to rush more than 30 times in a game since Hall had 30 carries against Army on Oct. 25, 2003.

WEARING OUT THE SCOREBOARD ...

- ▶ The Bearcats dropped a season-high 69 points on Rutgers on Nov. 20.
- ▶ Cincinnati scored more points the game against the Scarlet Knights than the combined total of its last three games (47).
- ▶ The 107 points scored set a new high for combined points in a game since 2007, surpassing the high of 73 points scored against Southeast Missouri State on Sept. 12, 2009 (70-3).
- ▶ The game was the highest-scoring game in BIG EAST history. The previous league high was Pitt 53, Temple 52, Oct. 5, 1996
- ▶ UC surpassed its combined total of points in the last two games (17) by scoring 20 points in the first quarter.
- ▶ The combined total of 65 points in the first half is the most since Army and UC tallied 61 points on Oct. 9, 2004.

BACK-TO-BACK BIG EAST CONFERENCE CHAMPIONS

BREAKING DOWN THE RECORD

- ▶ Below are the records and streaks for Cincinnati

	2010	STREAK	SINCE 2007
Overall	4-7	L1	38-15
Home	3-3	W1	19-5
Road/Neut.	1-4	L2	19-10
BIG EAST	2-4	L1	19-8
BIG EAST Home	1-2	W1	9-4
BIG EAST Road	1-2	L2	10-4

AROUND THE BIG EAST CONFERENCE

	2010 STANDINGS			
	BIG EAST	OVERALL		
West Virginia	4 - 2	.667	8 - 3	.727
Connecticut	4 - 2	.667	7 - 4	.636
Pittsburgh	4 - 2	.667	6 - 5	.545
Syracuse	4 - 3	.571	7 - 5	.583
USF	3 - 3	.500	7 - 4	.636
Louisville	3 - 4	.429	6 - 6	.500
Cincinnati	2 - 4	.333	4 - 7	.364
Rutgers	1 - 5	.167	4 - 7	.364

2010 COMPOSITE SCHEDULE

Saturday, December 4

PITTSBURGH at CINCINNATI Noon, ABC/ESPN/ESPN2
 RUTGERS at WEST VIRGINIA Noon, ABC/ESPN/ESPN2
 CONNECTICUT at USF 8 p.m., ABC/ESPN/ESPN2

BIG EAST Conference Games in ALL CAPS.

VOTE BEARCAT IN 2010!



- ▶ One year after beating out 11 other schools, UC fans have a chance to help the Bearcat win a second straight Capital One Mascot Challenge.

- ▶ There has never been a back to back winner.

- ▶ The Bearcat will have to beat out the mascots from Air Force, Idaho, LSU, Maryland, Miami (Fla.), Minnesota, Montana (the contest's first winner in 2002), Ohio State, Old Dominion, Oregon, Tennessee, UCLA, UTEP, Western Kentucky and Vanderbilt.

- ▶ Fans can vote as often as they like by visiting www.capitalonebowl.com or by texting BEARCAT to 69866.
- ▶ The competition officially began August 30 and runs 15 weeks. There will be 12 weeks of regular competition followed by quarterfinals, semi-finals, and ultimately the finals.

2010 CINCINNATI FOOTBALL

NIPPERT STADIUM

STREAKING AT HOME IN NON-LEAGUE PLAY ...

- ▶ UC has won 18 straight home non-conference games at Nippert Stadium, dating back to a 30-24 win over Temple in three overtimes on Sept. 20, 2003.
- ▶ UC is 12-0 on the home turf in non-conference play since the 2007 season.

SELLOUTS AT NIPPERT ...

- ▶ Including the 2009 campaign, Nippert Stadium has enjoyed a total of 21 sellouts in its lengthy history.
- ▶ Four of UC's six home games in 2009 were sellouts.
- ▶ Nippert Stadium's 12 largest crowds are listed below:

Att.	Date	Opponent	Result
35,106	11/27/09	Illinois	W, 49-36*
35,105	11/13/09	West Virginia	W, 24-21*
35,100	11/07/09	Connecticut	W, 47-45*
35,099	10/24/09	Louisville	W, 41-10*
35,098	11/22/08	Pittsburgh	W, 28-21*
35,097	11/17/07	West Virginia	L, 28-23*
35,097	10/13/07	Louisville	L, 28-24*
35,097	09/22/07	Marshall	W, 40-14*
35,097	09/02/01	Purdue	L, 19-14*
34,603	11/29/08	Syracuse	W, 30-10
33,909	10/09/10	Miami (OH)	W, 45-3
32,924	10/28/00	Miami (OH)	W, 45-15

*-Sellouts

NIPPERT STADIUM ...

- ▶ UC's home field, Nippert Stadium was built in 1902 and completed as a full stadium in 1923, is the second-oldest playing site in the nation for college football.
- ▶ Among NCAA FBS and FCS schools, Nippert (1923) is the nation's seventh-oldest stadium still in use, preceded by Penn's Franklin Field (1895), Harvard Stadium (1903), Georgia Tech's Bobby Dodd Stadium (1913), the Yale Bowl (1914), Cornell's Schoellkopf Stadium (1915), and Wisconsin's Camp Randall Stadium (1917).
- ▶ Head coach Butch Jones calls Nippert the 'Wrigley Field' of college football.

GOING STREAKING ...

- ▶ UC recently had its 14-game Nippert Stadium winning streak snapped against USF, which dated back to the 2008 season.
- ▶ The streak, spanning the 2008-09 seasons and the first two home games at Nippert in 2010 (UC played Oklahoma at Paul Brown Stadium), marked the first time in UC history the Bearcats went undefeated at home in back-to-back seasons.
- ▶ The school-record streak of 15-straight wins was set during a span from Nov. 8, 1952-Nov. 13, 1954.
- ▶ Ten of the Top 12 crowds in Nippert history, including a stadium record of 35,106 against Illinois in 2009, have occurred since 2007.
- ▶ With an average of 31,964 fans in six home games in 2008, UC established a single-season attendance record, topping the 2007 average of 30,246.
- ▶ UC's 2009 average of 33,957 set a single-season mark for attendance, shattering the 2008 record of 31,964.
- ▶ Since 2007, UC has set three-straight attendance records and over 600,000 fans (607,809) have come through the Nippert turnstiles.

A FEW LAST TEAM NOTES ON RUTGERS ...

- ▶ UC recorded 82 rushing yards in the first quarter, surpassing UC's total rushing yards at West Virginia (60).
- ▶ The UC defense held RU to -9 rushing yards, a season best.
- ▶ Cincinnati had 416 total yards of offense in the first half, passing its total yards of offense for each of the Bearcats' last two games.
- ▶ In the last two games against Rutgers, UC has recorded 156 plays and 1,225 total yards.
- ▶ UC's 661 total yards ranks third in school history.
- ▶ The combined total of 107 points for the game ranks third in school history.
- ▶ UC's two interceptions in the game is the first time this year the Bearcats picked off two passes.
- ▶ UC's 416 total yards in the first half was the second time this season the Bearcats have racked up 400-plus yards in the first half (48 vs. Miami (OH)).
- ▶ The Bearcats had seven sacks in the game, the highest since Oct. 3, 2009 with 10 sacks against Miami (OH).

COLLAROS RETURNS ...

- ▶ Junior QB Zach Collaros, who missed the Syracuse game, returned to the starting lineup against West Virginia after suffering a knee injury in the fourth quarter of the Bearcats' 38-30 loss to USF.
- ▶ Collaros leads the BIG EAST in completions per game (19.36), total offense (268.0), total passing yards (2,793), and passing yards per game (253.9).
- ▶ In 12 starts, he has thrown for over 4,000 yards and 32 touchdowns against only 12 interceptions.
- ▶ He has tallied five career 300-yard passing games, and a pair of 400-yard passing games. He shares the 400-yard passing game school record with Greg Cook (2 apiece).

COLLAROS AS A STARTER

Date	Opponent	Cmp-Att-Int	Yds	TD	Lg
10/24/09	LOUISVILLE	15-17-0	253	3	31
10/31/09	at Syracuse	22-28-0	295	4	81
11/07/09	CONNECTICUT	29-37-0	480	1	54
11/13/09	WEST VIRGINIA	17-24-1	205	0	27
09/04/10	at Fresno State	24-41-0	219	1	25
09/11/10	INDIANA STATE	11-17-0	130	2	29
09/16/10	at NC State	19-31-0	310	3	68
09/25/10	OKLAHOMA	23-38-1	305	3	69
10/09/10	MIAMI (OH)	14-17-0	216	3	48

OH CAPTAIN MY CAPTAIN ...

- ▶ Head coach Butch Jones will name three captains for each UC game this year, one on offense, defense, and special teams.
- ▶ Listed below are UC's gameday captains for each contest.

GAME	OFFENSE	DEFENSE	SPECIAL TEAMS
at Fresno State	Jason Kelce (OL)	Derek Wolfe (DL)	Collin McCafferty (LB)
Indiana State	Zach Collaros (QB)	JK Schaffer (LB)	John Goebel (RB)
at NC State	Armon Binns (WR)	Drew Frey (DB)	Collin McCafferty (LB)
OKLAHOMA	Alex Hoffman (OL)	Dan Giordano (DL)	Tom DeTemple (LS)
MIAMI (OH)	Zach Collaros (QB)	JK Schaffer (LB)	Collin McCafferty (LB)
at Louisville	Jason Kelce (OL)	John Hughes (DL)	John Goebel (RB)
USF	Jason Kelce (OL)/Armon Binns (WR)	Walter Stewart (LB)	Drew Frey (DB)
SYRACUSE	CJ Cobb (OL)/Jason Kelce (OL)	JK Schaffer (LB)	Jacob Rogers (K)
at West Virginia	Jason Kelce (OL)/Armon Binns (WR)	John Hughes (DL)	Walter Stewart (DL)
RUTGERS	Samuel Griffin (OL)	Drew Frey (DB)	Jacob Rogers (K)
at Connecticut	John Goebel (RB)	Brandon Mills (DL)	Tom DeTemple (LS)
PITTSBURGH			

BACK-TO-BACK BIG EAST CONFERENCE CHAMPIONS

10/15/10	at Louisville	18-28-2	275	5	62
10/22/10	USF	30-53-1	463	3	69
11/13/10	at West Virginia	25-45-2	221	0	24
11/20/10	RUTGERS	23-39-1	366	4	35
11/27/10	at Connecticut	26-50-4	288	1	24
13 GAMES:		296-465-12	4,026	33	81

TIGHT ENDS DOING SOME WORK ...

- ▶ Adrien Robinson's 23-yard catch in the first quarter against Rutgers was a season-long.
- ▶ Robinson had gained 26 total yards on the season coming into the game and surpassed his season total in the first quarter (30 yards).
- ▶ He finished the game with three catches and 39 yards.
- ▶ Ben Guidugli caught a 10-yard touchdown pass from Collaros in the third quarter, Guidugli's second touchdown of the season.
- ▶ He had two catches for 19 yards on the game and has 18 catches for 154 yards and two touchdowns in 2010.

HE CAN RUSH TOO? ...

- ▶ DJ Woods had a career-long 40-yard rush in the first quarter against Rutgers on a sweep.
- ▶ He recorded his second rushing touchdown of the season on the same possession (9-yards).
- ▶ Woods caught his eighth touchdown of the season on a 16-yard pass from Collaros.
- ▶ It is the third time in Woods' career he has tallied two touchdowns in a game.

THEFT BECOMING A HABIT ...

- ▶ Wes Richardson picked off his second career interception against Rutgers, his second pick in as many games.
- ▶ Drew Frey had his first interception of the season and third of his career in the fourth quarter against the Scarlet Knights and got his second pick of the year last week at Connecticut.
- ▶ UC intercepted multiple passes for the first time this season against Rutgers.

A KNACK FOR FINDING 80 ...

- ▶ Over the past two seasons, Zach Collaros and Armon Binns have developed quite the on-field connection.
- ▶ The duo has combined for 13 touchdowns since 2009, most recently combining at Connecticut on Nov. 27.

2010 CINCINNATI FOOTBALL

FINALLY ON THE BOARD ...

- ▶ True freshman Anthony McClung scored his first career touchdown in the Rutgers game, ending a streak of 12 receptions without a score.
- ▶ The scoring catch was a 4-yard reception from Collaros in the fourth quarter.
- ▶ He finished the game with four catches for 36 yards.
- ▶ He made his second start of the season at Connecticut and responded by tying his career high with five receptions for 46 yards.
- ▶ On the season, he has 18 catches for 173 yards and a touchdown.

AS QUIET AS 139 YARDS CAN BE ...

- ▶ Armon Binns finished with a quiet 139 receiving yard game against Rutgers, his eighth 100-plus yard receiving game of the season.
- ▶ Binns has a reception in 24 straight games.
- ▶ Entering his junior season in 2009, Binns has just two career catches for 19 yards and no touchdowns.

CHANGES AT THE TOP OF THE BCS ...

- ▶ Looking at the final Bowl Championship Series Top-5 of 2009 (Alabama, Texas, UC, TCU, Florida), you can see how parity has crept into the top reaches of college football.
- ▶ Through roughly eight to nine games of the 2010 season, those five teams are +22 in the loss column compared to their records a year ago.
- ▶ The two teams who have only lost a combined three game in 2010 (Alabama, TCU) both start senior quarterbacks while Texas, UC, and Florida all feature new signal callers.

TEAM	2009 RECORD	2010 RECORD
1. Alabama	14-0	9-3
2. Texas	13-1	5-7
3. Cincinnati	12-1	4-7
4. TCU	12-1	12-0
5. Florida	13-1	7-5

GETTING ACADEMIC WITH THE GSR ...

- ▶ UC once again ranks among the top BCS Conference schools in the most recent NCAA Graduation Success Rate.
- ▶ For the class entering in 2003, UC achieved a GSR of 81, which is above the federal rate of 61 for all college students who started school in 2003 as well as above the overall GSR of 79 for all student-athletes entering school in 2003.

ALL FOOTBALL SCHOOLS (BCS Conferences)

1. Notre Dame	96
2. Duke	95
Northwestern	95
4. Rice	93
5. Boston College	90
6. Vanderbilt	89
7. Rutgers	88
8. Stanford	86
9. Penn State	84
10. Washington	82
11. Cincinnati	81

MULTI-THREAT PLAYER ...

- ▶ DJ Woods leads the BIG EAST and ranks third nationally, averaging 165.6 all-purpose yards per game.
- ▶ He has totaled a league-leading 1,787 yards (77 rush, 890 receiving, 146 punt return, and 709 kick return).

NEW FLAG LEADING OUT THE BEARCATS ...

- ▶ The Bearcats were led onto the field at West Virginia by John Goebel carrying the City of Cincinnati flag.
- ▶ Obadiah Cheatham had the honor for the Rutgers game and TJ Franklin handled the duty at Connecticut.
- ▶ The flag was presented to the team by Cincinnati Mayor Mark Mallory during the team's recent bye week.
- ▶ Head coach Butch Jones and his staff will select an individual each week who most represents the core values of the program to lead the team out of the tunnel.

YOUTH MOVEMENT PART I ...

- ▶ UC started eight sophomores and three juniors at Louisville and against USF, making the Bearcats the youngest defensive unit among BCS schools.
- ▶ The closest a fellow BCS team comes to matching the Bearcats' youth is Connecticut who starts one freshman and six sophomores on its defensive unit.
- ▶ UC is the only team nationally not starting a senior on defense.

YOUTH MOVEMENT PART II ...

- ▶ The youngsters appear to be taking over the University of Cincinnati football team.
- ▶ The Bearcats have only 12 seniors in 2010 and feature 63 players who are at a sophomore level or below.
- ▶ On the depth chart, UC does not start a senior on the defense and have seven senior starters total with six on offense and kicker Jacob Rogers.

THIS #80 IS ONE TO WATCH OUT FOR ...

- ▶ Armon Binns caught his eighth touchdown reception of the year in the second quarter of the USF game, a 20-yard strike from Zach Collaros.
- ▶ His 20 career receiving touchdowns place him in fourth on the UC career chart.
- ▶ He ranks behind Mardy Gilyard (25), Dominick Goodman (22), and Jim O'Brien (21).

MAKING STOPS ...

- ▶ LB JK Schaffer ranks second in the BIG EAST Conference in tackles, averaging 9.2 stops per game.
- ▶ He has a team-high 101 stops, along with 9.5 tackles for a loss, two forced fumble, four passes defended, an interception, and four pass break ups.
- ▶ He has tallied a career-best 16 tackles on two occasions (at NC State; at West Virginia) and had 13 tackles against No. 8/9 Oklahoma.

HANGING ON TO THE BALL ...

- ▶ After leading the country with only two fumbles lost and 10 turnovers a year ago, UC has been vexed by turnovers in 2010 with 13 fumbles lost and 25 turnovers.
- ▶ The Bearcats are -13 on turnovers as they have forced only 12 turnovers of their own through 11 games.
- ▶ In its six losses, UC has turned the ball over 18 times, compared to five turnovers in its four wins.

BACK-TO-BACK BIG EAST CONFERENCE CHAMPIONS

POLLING DATA

Associated Press Top 25

TEAM	RECORD	VOTES
1 Oregon (36)	11-0	1475
2 Auburn (23)	12-0	1456
3 TCU (1)	12-0	1383
4 Wisconsin	11-1	1289
5 Stanford	11-1	1283
6 Ohio State	11-1	1184
7 Michigan State	11-1	1098
8 Arkansas	10-2	1094
9 Boise State	10-1	908
10 Oklahoma	10-2	886
11 LSU	10-2	856
12 Virginia Tech	10-2	761
13 Nebraska	10-2	740
14 Nevada	11-1	736
15 Missouri	10-2	691
16 Oklahoma State	10-2	599
17 Alabama	9-3	597
18 South Carolina	9-3	591
19 Texas A&M	9-3	582
20 Florida State	9-3	356
21 Utah	10-2	249
22 Mississippi State	8-4	224
23 West Virginia	8-3	147
24 Northern Illinois	10-2	130
25 Hawaii	9-3	43

Other BIG EAST TEAMS Receiving Votes
Connecticut 16.

USA TODAY Top 25

TEAM	RECORD	VOTES
1 Oregon (46)	11-0	1459
2 Auburn (10)	12-0	1419
3 TCU (3)	12-0	1343
4 Wisconsin	11-1	1282
5 Stanford	11-1	1233
6 Ohio State	11-1	1213
7 Michigan State	11-1	1083
8 Arkansas	10-2	1012
9 Oklahoma	10-2	943
10 Boise State	10-1	869
11 Virginia Tech	10-2	843
12 LSU	10-2	796
13 Nebraska	10-2	773
14 Missouri	10-2	666
15 Oklahoma State	10-2	661
16 South Carolina	9-3	626
17 Nevada	11-1	621
18 Texas A&M	9-3	503
19 Alabama	9-3	501
20 Florida State	9-3	353
21 Utah	10-2	291
22 Mississippi State	8-4	223
23 Northern Illinois	10-2	130
24 West Virginia	8-3	110
25 UCF	9-3	62

Others BIG EAST TEAMS Receiving Votes
None.

2010 CINCINNATI FOOTBALL

UC IN THE 2010 BIG EAST/NCAA FBS RANKINGS

Category	No.	National	Conference
Rushing Offense	156.7	55	4
Passing Offense	274.5	22	1
Total Offense	431.2	28	1
Scoring Offense	28.6	52	1
Rushing Defense	123.0	21	3
Pass Efficiency Def.	148.9	107	8
Total Defense	363.9	59	8
Scoring Defense	28.0	71	8
Net Punting	37.2	44	4
Punt Returns	7.6	67	8
Kickoff Returns	20.5	90	7
Turnover Margin	-1.2	119	8
Pass Defense	240.9	95	8
Passing Efficiency	134.9	47	3
Sacks	2.5	29	6
Tackles For Loss	6.6	t-33	4
Sacks Allowed	2.9	106	7

INDIVIDUAL

Rushing			
Pead	93.2	31	3

Passing Efficiency			
Collaros	141.54	31	2

Total Offense			
Collaros	268.0	25	1
Pead	93.2	-	10

Receptions Per Game			
Binns	6.6	16	1
Woods	5.1	t-48	3

Receiving Yards Per Game			
Binns	97.5	12	1
Woods	80.9	29	2

Interceptions			
Richardson	0.2	-	t-8
Frey	0.2	-	t-8

Punting			
O'Donnell	42.1	44	3

Punt Returns			
Woods	8.1	41	6

Kickoff Returns			
Woods	22.9	83	8

Field Goals			
Rogers	0.9	t-80	t-7

Scoring			
Rogers	6.1	-	7

All-Purpose Runners			
Woods	165.6	8	1
Pead	111.5	67	5
Binns	97.5	-	7

Sacks			
Mills	0.6	t-59	7
Giordano	0.4	-	t-9

Tackles			
Schaffer	9.2	38	2

Tackles For A Loss			
Mills	1.1	t-63	t-4

CHART TOPPER ...

- Jacob Rogers recently became the school leader in points scored and points scored by kicking with 335.
- He hit a 49-yard field goal as time expired in the first half at West Virginia, his longest field goal of the 2010 season and longest field goal since hitting at 53 yarder at Hawai'i on Dec. 6, 2008.
- Rogers has 335 points, passing former Lou Groza Award winner Jonathan Ruffin (1999-2002) for the top spot.
- He has hit on seven of his last eight field goal attempts.
- Rogers already holds the school marks for extra points made (185), extra points attempted (194), and points scored by kicking (335). He sits second in PAT percentage (.976) and second in field goals made (50).

ROGERS BY THE NUMBERS ...

Yr	FGs	20-29	30-39	40-49	50+	LG	PATs	Pts
'07	11-19	3-4	6-8	1-6	1-1	55	51-54	84
'08	16-23	2-3	4-6	6-9	3-4	54	34-36	81
'09	13-19	4-4	5-7	4-6	0-2	47	63-65	102
'10	10-13	4-4	1-1	5-7	0-1	49	37-39	67
TOT.	50-74	13-15	16-22	16-28	4-8	55	185-194	335

CRANKING OUT THE YARDAGE ...

- UC has surpassed 600 yards of total offense twice in 2010, with a season high 661 coming against Rutgers and 609 yards against Miami (OH).
- Over the past six games, UC is averaging 478.5 yards of total offense and 32.7 points per game.
- During the six-game span, UC has averaged 184.0 yards rushing and 294.5 yards passing along with 16 passing touchdowns and 10 rushing scores.

MOST YARDS TOTAL OFFENSE

1.	711	vs. Connecticut	2009
2.	684	vs. Ohio	1968
3.	661	vs. Rutgers	2010
4.	647	vs. Miami (OH)	1986
4.	615	vs. Southeast Missouri State	2007
5.	609	vs. Miami (OH)	2010
6.	608	vs. Virginia Military Institute	1953
7.	604	vs. Washington & Lee	1952
8.	599	vs. Miami (OH)	2004
9.	578	vs. Southeast Missouri State	2009

TIME FOR SOME NEW STREAKS ...

- UC's 38-30 loss to USF snapped a 13-game league win streak, the third-longest in conference history, for UC.
- The loss also snapped a 14-game streak at Nippert Stadium, one off the school record of 15.
- UC fell behind in the first half (14-3), the first time this season in Nippert Stadium that the Bearcats have trailed and the first time since Nov. 17, 2007 that UC trailed by 11 points in Nippert Stadium (vs. West Virginia).
- The loss was UC's first at Nippert Stadium since a 28-23 defeat by West Virginia University on Nov. 17, 2007.
- UC has lost three straight games for the first time since the 2005 season. The Bearcats closed that year by dropping three consecutive games from Nov. 9 to Nov. 26.
- The loss at West Virginia snapped a seven-game BIG EAST Conference road winning streak, dating back to Oct. 25, 2008, a loss at Connecticut.

BACK-TO-BACK BIG EAST CONFERENCE CHAMPIONS

DOGS & CATS LIVING TOGETHER ... MASS HYSTERIA ...

- Quarterback Zach Collaros had a 35-yard pooch punt on UC's first drive, pinning the Bulls on the 1-yard line.
- He will not be taking sophomore punter Patrick O'Donnell's job anytime soon though.
- O'Donnell has 48 kicks on the year, averaging 42.1 yards per punt with 16 inside the 20, and six boots of 50 yards or more.

PRESSURING THE QB ...

- After not earning a sack against USF, the UC defense responded with 15 sacks in the past four contests after tallying 12 sacks in the first seven games of the year.
- Eight separate players (Dan Giordano, Reuben Johnson, JK Schaffer, Monte Taylor, Chris Williams, Derek Wolfe, Brandon Mills, Maalik Bomar) have recorded sacks during that span with Mills and Schaffer leading the way with three sacks apiece.
- Mills (6.0) has the team lead, ahead of Giordano (4.5), Wolfe (4.0), and Schaffer (3.0).
- UC recorded a season-high 11 tackles for a loss against Rutgers, holding the Scarlet Knights to -9 yards rushing.

NOT WASTING ANY TIME ...

- The UC offense has learned to work quickly through five games, averaging 2:08 per score on its 49 scoring drives.
- Twenty-five of UC's 49 scores this season have come in under two minutes.
- The quickest drive was Isaiah Pead's 80-yard TD run against Miami (OH) which took just 13 seconds.
- The Bearcats have picked up some big chunks of yardage as well as only six drives have gone 10 or more plays.
- UC's longest drive of the season (6:13 seconds/14 plays) came in the recent 35-27 win at Louisville.

PEAD GETTING THE YARDS ...

- RB Isaiah Pead ranks third in the BIG EAST averaging 93.2 yards per game.
- He has four 100-yard games on the season and one 200-yard game (Rutgers).
- His 197 yards against the RedHawks came on just 10 carries, giving him an average of 19.7 yards per carry.
- For the season, the junior has averaged 6.8 yards per carry, leading the conference and ranking among players nationally with at least 100 carries this season.
- Listed below are the top yards per carry runners nationally.

Rk.	Name, School	ATT	YDS	TD	Y/C
1	Alex Green, Hawai'i	118	1,032	16	8.8
2	Taylor Martinez, Nebraska	134	974	12	7.3
3	Colin Kaepernick, Nevada	144	1,029	17	7.2
4	James White, Wisconsin	148	1,029	14	7.0
5	Roy Helu Jr., Nebraska	166	1,120	10	6.8
6	Isaiah Pead, Cincinnati	138	932	6	6.8

WOODS FINDING THE END ZONE ...

- After his opening-play touchdown at UofL Woods added his second touchdown of the game on a 14-yard strike over the middle from Collaros in the third quarter. It was his second multiple touchdown game of the season.
- He has eight touchdown receptions on the season and 12 for his career.

2010 CINCINNATI FOOTBALL

THE WAREHOUSE GUYS ...

- ▶ UC's defensive line group has shown a workmanlike mentality through the season.
- ▶ Brandon Mills leads the team in tackles for a loss with 11.5 and also sits on top of the sack chart with 6.0.
- ▶ The group has proved to be effective run stoppers, holding six of 11 opponents to less than five yards per carry and four foes to under 100-yards rushing.
- ▶ Listed below are the main players in UC's defensive line rotation and their numbers through nine games.

Name	T	TFL-Yds	Sacks-Yds	QBH
Walter Stewart	56	8.0-24	2.0-13	4
Brandon Mills	50	11.5-51	6.0-36	2
Derek Wolfe	41	5.5-24	4.0-21	2
Dan Giordano	36	8.0-49	4.5-31	3
John Hughes	41	3.5-10	-	1
Jordan Stepp	15	3.5-4	0.0-0	0
Monte Taylor	7	2.0-7	1.0-3	0

BONES THE FAVORITE TARGET AGAINST USF ...

- ▶ Marcus Barnett grabbed a 69-yard reception in the second quarter, racking up more yards on one play than his season high in a game in 2010.
- ▶ He finished the first half with 116 receiving yards, his first 100-yard receiving game since Nov. 24, 2007 against Syracuse (11 catches, 127 yards, 3 TDs).
- ▶ Barnett finished the game with a season-high in receptions (9) and receiving yards (174).

SCHOOL-RECORD SET AGAINST USF ...

- ▶ UC receivers Armon Binns (158), Marcus Barnett (174) and DJ Woods (137) each finished the USF game with 100-plus receiving yards, the first time in school history that three UC players have recorded more than 100 receiving yards in the same game.

BINNS NAMED BIG EAST PLAYER OF THE WEEK ...

- ▶ WR Armon Binns was named the BIG EAST Offensive Player of the Week coming off the Louisville (Oct. 15) game.
- ▶ Binns had eight receptions for 175 yards — both career highs — with three touchdowns in Cincinnati's 35-27, come-from-behind win at Louisville, extending the Bearcats' BIG EAST winning streak to 13 games.
- ▶ His 31-yard touchdown catch in the third quarter brought Cincinnati within three points and his 62-yard score in the fourth quarter accounted for the winning margin.

YOUNG PUP GETTING IT DONE ...

- ▶ Sophomore LB Maalik Bomar recorded a career-high 11 tackles at Connecticut.
- ▶ He is second on the team with 66 stops, including 44 solo tackles, third-best on the squad.
- ▶ Bomar is tied for third on the team with 8.0 tackles for loss and has also forced two fumbles, and recorded two sacks, along with a quarterback hurry.

TALKING THE TALK, WALKING THE WALK ...

- ▶ DB Reuben Johnson, a first-year starter, ranks third on the team with 59 tackles, including 47 solo stops, which is second on the team and first among UC defensive backs.
- ▶ He is tied for the team lead with four pass break ups and five passes defended.

THE KEG STAYS IN CLIFTON ...

- ▶ The Keg of Nails, a traveling trophy awarded to the winner of the annual UC-UofL contest, will remain in Clifton for the third-straight year after UC knocked off the Cardinals 35-27 in Louisville on Oct. 15.
- ▶ UC has won three straight games against Louisville for the first time since taking four-in-a-row from the Cardinals from 1984-87.
- ▶ The Bearcats lead the all-time series with the Cardinals 28-21-1 and 13-9-1 in Louisville.

DEFENSIVE GEMS AT LOUISVILLE ...

- ▶ Reuben Johnson set a career high with 11 tackles.
- ▶ Walter Stewart had a season-high nine stops and a season-best 2.0 tackles for a loss.
- ▶ Camerron Cheatham made a game-saving play by tipping Froman's pass to Josh Bellamy on UofL's fourth-and-goal attempt from the 12-yard line.

DING, DING ...

- ▶ UC knocked off rival Miami (OH) for the fifth-straight year in the 115th Battle for the Victory Bell.
- ▶ With the win, UC matched the longest win streak in the series (five straight wins).
- ▶ The Bearcats last won five-straight games in the rivalry from 1897-1900 (2 games in 1897).
- ▶ UC's 42 point victory (45-3) is the largest UC win over Miami (OH). Prior to 2010, UC's highest margin of victory was 37 points (47-10) in Oxford in 2007.

PUTTING THE VICTORY BELL TO BED ...

- ▶ Team notes from UC's 45-3 Victory Bell clinching win over Miami (OH):
- ▶ UC scored on five of its first six possessions.
- ▶ UC's first two touchdowns took a combined 58 seconds (25 and 33 seconds) and a combined five plays.
- ▶ UC scored the most points (45) in a half since 49 points against SE Missouri State on Sept. 12, 2009.
- ▶ UC finished with 609 total yards, ranking fifth in school history for yards in a game.
- ▶ The last time UC had more than 600 yards of total offense was against Connecticut on 11/7/09 (711 total yards).
- ▶ UC's 384 rushing yards also ranks in the Top 10 of Cincinnati's record book, placing ninth.
- ▶ The last time UC rushed for more than 300 yards in a game was Aug. 30, 2007 (314 vs. SE Missouri State).

EIGHTY YARDS TO PAYDIRT ...

- ▶ RB Isaiah Pead had an 80-yard, career-long touchdown carry (and rush) in the first quarter against Miami (OH).
- ▶ It was the longest TD carry of the season for a UC player.
- ▶ Additionally, his 80-yard touchdown run ties with four others for the second-longest rush from scrimmage in UC history.
- ▶ It is a UC player's longest rush since Allen Harvin had an 80-yard run against Miami (OH) in 1982 and the longest UC run for a touchdown since Art Bailey scampered 80 yards against Southern Miss in 1977.
- ▶ Pead's touchdown took 13 seconds, the shortest time needed for UC to score this season.

BACK-TO-BACK BIG EAST CONFERENCE CHAMPIONS

BEARCATS IN THE NFL

With the NFL season underway, the following 15 former Bearcats are on NFL rosters:

NAME	TEAM (YEARS)
Connor Barwin	Houston Texans (2/IR)
Brent Celek	Philadelphia Eagles (4)
Trent Cole	Philadelphia Eagles (6)
Alex Daniels	Dallas Cowboys (PS)
Mardy Gilyard	St. Louis Rams (R)
Tyjuan Hagler	Indianapolis Colts (5)
Kevin Huber	Cincinnati Bengals (1)
Jeff Linkenbach	Indianapolis Colts (R)
Ricardo Mathews	Indianapolis Colts (R)
Haruki Nakamura	Baltimore Ravens (3)
Tony Pike	Carolina Panthers (R)
DeAngelo Smith	Cleveland Browns (PS)
Brandon Underwood	Green Bay Packers (1)
Mike Wright	New England Patriots (6)
Mike Windt	San Diego Chargers (R)

NFL PEDIGREES

Cincinnati boasts two players on the roster who can lean on their fathers' backgrounds as NFL players.

- ▶ Austen Bujnoch—Son of Glenn Bujnoch, Bengals Buccaneers OL (1976-84)
- ▶ Deven Drane—Son of Dwight Drane, Bills DB (1986-91)

A FAMILY AFFAIR

This year's roster includes four Bearcats who followed in family footsteps to play for UC.

Brother Played at Cincinnati

- ▶ Austen Bujnoch—Digger (OL, 2004-07)
- ▶ Ben Guidugli—Gino (QB, 2001-04)
- ▶ Doug Pike—Tony (QB, 2007-09)

Father Played at Cincinnati

- ▶ Jared Rains—Dan (1974-77)

BEARCATS ON WATCH LISTS

Armon Binns, WR	Biletnikoff
Zach Collaros, QB	Manning, Maxwell, O'Brien
Ben Guidugli, TE	Mackey
Isaiah Pead, RB	Maxwell
JK Schaffer, LB	Nagurski

WHAT UC RETURNS IN 2010

CATEGORY	PCT. RETURNING
Starters	52% (13/25)
Letterwinners	71% (41/58)
Passing Yards	37% (1,494/4,014)
Rushing Yards	73% (1,307/1,803)
Receiving Yards	61% (2,468/4,014)
Passing Touchdowns	35% (10/29)
Rushing Touchdowns	65% (15/23)
Receiving Touchdowns	62% (24/39)
Receptions	61% (191/311)
Tackles	55% (569/1,039)
Sacks	58% (21.5/37)
Interceptions	50% (8/16)

JEFFERSON AVENUE SPORTS COMPLEX



NEW PRACTICE FIELDS TO DEBUT ...

- ▶ The Jefferson Avenue Sports Complex, which includes new practice fields for the Bearcats football team, made its long anticipated debut on Sept. 2, 2010. The Bearcats held a one-hour walk-through practice enjoying the complex for the first time.
- ▶ The ground breaking took place on March 16, 2010 for the project with an estimated construction cost of \$15.5 million.
- ▶ The first phase of construction, completed on Sept. 1, 2010, includes a lighted 100-yard field.
- ▶ The 100-yard field will also become a seasonal indoor practice facility during winter months via an air-supported "bubble" that will be inflated over the field.
- ▶ The bubble, which will be erected from late November to late February, will maintain an interior ambient temperature between 50-60 degrees.
- ▶ The complex will also help the university go green. A chilled water thermal storage tank will be installed under the shorter 50-yard field to assist with the university's air conditioning systems. The storage tank will help the university realize an ongoing annual energy savings in the range of \$750,000 to \$1 million.
- ▶ The second phase of the construction process will include the addition of a second, lighted 50-yard field, bleacher seating, a press box, a scoreboard, a video/viewing tower, locker/team rooms, a training/taping room, restrooms and a plaza to connect the practice facilities with UC's Varsity Village.

FACTS & FIGURES ...

- ▶ Practice space for all sports/home field for women's lacrosse
- ▶ The complex will also be made available to the Greater Cincinnati Area, including local high schools and the UC campus community as well.
- ▶ 50-yard field
- ▶ 100-yard field
- ▶ The 100-yard field will become an indoor practice facility via an air-supported bubble that will maintain an interior temperature between 50-60 degrees in the winter and will be in place from late November to late February.
- ▶ Seating area, press box, team meeting space, concessions, restrooms, and scoreboard.
- ▶ Lighting system making facility operational around the clock

HEAD FOOTBALL COACH BUTCH JONES ...

- ▶ "From a function standpoint, an indoor facility is absolutely crucial for our winter and foul weather workouts. We currently are unable to hold some of our winter workouts because we don't have a place to go indoors. We can't take steps back in the off season when other teams are moving forward. We need those things to continue building our championship program."

MORE NEWCOMERS ...

- ▶ LB Doug Ryan, DB Devan Drane, DB Arryn Chenault, RB Adam Fearing, and WR Munchie Legaux each made their first appearance for UC against Miami (OH).
- ▶ With Chenault and Drane getting on the field, UC has now played seven true freshman on the season.
- ▶ Chenault (DB), Antwan Darlin (LB, Drane (DB), Legaux (WR), Roney Lozano (DL), Anthony McClung (WR), and Adrian Witty (DB) have all seen time in 2010.

FORMER LOCAL HS COACH JOINS STAFF ...

- ▶ University of Cincinnati head football coach Butch Jones announced the addition of Troy Everhart to his staff as the Coordinator of Recruiting Services.
- ▶ In his role at UC, Everhart, the former head coach at Winton Woods High School, will coordinate the Bearcats' on-campus recruiting efforts.
- ▶ Prior to joining the UC staff, Everhart spent 12 years at Winton Woods High School, the last 11 as head coach. He racked up a career record of 80-41 (.667), made the state playoffs in each of the past five years, and won the 2009 Ohio Division II State Championship.

BATTLE OUT FOR THE SEASON ...

- ▶ Junior DB Dominique Battle will miss the rest of the 2010 season after suffering a season-ending knee injury in the Oklahoma game.
- ▶ Battle started three games this season, making 12 tackles, two for a loss, breaking up two passes, and notching a sack.

SECOND-HALF STANDOUTS ...

- ▶ With UC holding a 45-3 halftime lead against Miami (OH), some of the second-unit players were able to showcase standout performances in the season half.
- ▶ RB George Winn had a 22-yard run, his career-long and finished with 81 rushing yards on 19 carries, both career highs.
- ▶ Obadiah Cheatham recorded his first career sack and ended the game with a game- and career-high seven tackles.
- ▶ Orion Woodard recorded his first career catch (9 yards).

BEARCATS ADD A PAIR OF TRANSFERS ...

- ▶ UC added a pair of transfers in QB Jordan Luallen (Georgia Tech) and DB Patrick White (Michigan State).
- ▶ Both will sit this season due to NCAA regulations and be eligible to play in the fall of 2011 with sophomore eligibility.

MANY, MANY BEARCATS ...

- ▶ When UC took on No. 8/9 Oklahoma at Paul Brown Stadium on Sept. 25, it marked UC's first game at the downtown venue since 2002.
- ▶ The attendance of 58,253 was the second largest home crowd ever for UC football, behind the 2002 game against Ohio State at PBS which drew 66,319.

MILESTONES RECORDED ...

- ▶ Senior John Goebel recorded his first touchdown reception on a 4-yard catch from QB Zach Collaros in the first quarter of the Oklahoma game.

SCHAFFER AND THE PICK ...

- ▶ JK Schaffer picked off a Landry Jones pass in the fourth quarter against No. 8/9 Oklahoma, somehow coming up with the ball on a remarkable shoelace catch.
- ▶ It was Schaffer's fourth career interception, which led to an eventual touchdown for UC, a 36-yard Zach Collaros pass to DJ Woods, bringing UC within two, 24-22.
- ▶ Schaffer's play was recognized as the No. 2 play of the night on ESPN SportsCenter's Top Plays.

SHOWING OFF SOME LEG ...

- ▶ Patrick O'Donnell uncorked a 61-yard punt against No. 8/9 Oklahoma, a career long for the sophomore.
- ▶ His previous best was 58 yards, set at NC State (9/16/10).
- ▶ It was the longest punt for a UC player since Kevin Huber's 64-yard kick against Rutgers (10/11/08).

RE-TOOLING THE OFFENSIVE LINE ...

- ▶ The Bearcats entered 2010 with a pair of new starters and three returners along the offensive line, but with only one player in his position that he played in 2009.
- ▶ Samuel Griffin flipped from right tackle to left tackle, and Randy Martinez has started the past two games, his first career starts, at left guard.
- ▶ Jason Kelce, who made 26 starts at left guard, swapped to the center position.
- ▶ Alex Hoffman stayed at his right guard spot, where he made 16-consecutive starts before missing two games due to a knee injury.
- ▶ C.J. Cobb, who returned from several serious injuries incurred in 2009, has started the past three games at right tackle, his first three career starts.
- ▶ Against No. 8/9 Oklahoma, Cobb and Hoffman switched spots, Cobb moving to right guard and Hoffman moving outside to right tackle.

INDIANA STATE GAME BALLS ...

- ▶ Head coach Butch Jones presented a game ball to UC President Gregory Williams in the locker room following the win over Indiana State.
- ▶ Following that, director of athletics Mike Thomas and the team captains presented Coach Jones with a game ball in recognition of his first win at UC.

DEFENSIVE STANDOUTS IN RALEIGH ...

- ▶ JK Schaffer set a career high with 16 tackles on the night, his third career game with double-digit tackles.
- ▶ Maalik Bomar (8), Wesley Richardson (7), and John Hughes (5) all set career highs for tackles on the evening.
- ▶ Bomar and Dan Giordano both forced fumbles, and Richardson recovered them both.
- ▶ It was the first time the Bearcats had two or more fumble recoveries in a game since recovering a pair against West Virginia on Nov. 17, 2007.

CAVALCADE OF QB'S AT NIPPERT ...

- ▶ QB Zach Collaros became the fourth different QB to start the home opener at Nippert Stadium in the past four seasons. Collaros (2010) followed Tony Pike (2009), Dustin Grutza (2008), and Ben Mauk (2007).

A NEW CHALLENGE ...

- UC played its first three games of 2010 in 12 days. After battling Fresno State on Sept. 4, the Bearcats opened the home schedule against Indiana State on Sept. 11 before a quick turnaround to play at NC State on Sept. 16.

GROUND POUNDERS ...

- Cincinnati finished the 40-7 win over Indiana State with 263 rushing yards, the most since the Bearcats tallied 263 rushing yards against San Diego State on Sept. 29, 2007.
- For the first time since 2008, the ground game outgained the passing game.
- In a road game at Marshall on Oct. 3, 2008, UC rushed for 203 yards while passing for 158.
- UC passed for 130 yards against the Sycamores, it's lowest passing output in a game since Oct. 22, 2006, when the Bearcats recorded 105 yards passing in a 23-6 win over USF.

REDEEMED ...

- John Goebel, who missed a good portion of the 2009 season due to injury, recorded his first touchdown since Nov. 29, 2008 (Syracuse) when he scored on a 3-yard rush in the third quarter against Indiana State.
- It was the eighth rushing touchdown of his career and came after a 28-yard gain on the previous play.
- He later scored on a 1-yard scamper after a Reuben Haley fumble recovery, giving the senior his first multiple touchdown game since Sept. 20, 2008 when he recorded two touchdowns against Miami (OH).

HELLO EVERYBODY ...

- Nine Bearcats made their first starts at Fresno State. Maalik Bomar (LB), C.J. Cobb (OL), Evan Davis (OL), Vidal Hazelton (WR), John Hughes (DL), Reuben Johnson (DB), Brandon Mills (DL), Wes Richardson (DB), and Chris Williams (DB).
- Randy Martinez (OL), Darrin Williams (RB), and Dominique Battle (CB) made their first starts of the 2010 season against Indiana State.

FIRST-TIME BEARCATS ...

- Nine UC players made their first appearance in a UC jersey at Fresno State. Vidal Hazelton (WR), Adrian Witty (DB), Aaron Roberson (DB), Bruce Horner (DB), Mitch Meador (DL), Evan Davis (OL), Blake Annen (TE), Monte Taylor (DL), and Tom DeTemple (LS).
- George Winn (RB) and Robby Armstrong (LB) made their first appearances of 2010 against Indiana State while Austen Bujnoch (OL), Andre Cureton (OL), Quincy Quetant (DB), Demetrius Richardson (TE), and Anthony McClung (WR) made their first appearances as a Bearcat.

PAIR OF GRAD STUDENTS ON THE 2010 SQUAD ...

- Seniors C.J. Cobb and John Goebel received their bachelor's degrees on Saturday, June 12, 2010 during the 191st Commencement of the University.
- Both will enroll in graduate school for the 2010 season.

ACADEMICS STRONG IN 2010 ...

- Since arriving in Cincinnati, head coach Butch Jones has made an immediate impact, overseeing an academic quarter of great success.
- The Bearcats achieved a team GPA of 2.7 during the Winter 2010 quarter, up from a 2.4 in the Fall 2009 quarter.

- Thirty-two student-athletes achieved a GPA of 3.0 or above, including linebacker JK Schaffer who posted a 4.0 GPA.

OBADIAH CHEATHAM EARNS SCHOLARSHIP ...

- Senior walk-on Obadiah Cheatham was honored during training camp as head coach Butch Jones announced he would be placed on scholarship for the 2010 season.
- Cheatham, a linebacker, is the fifth former walk-on playing in 2010 on scholarship, joining Tom DeTemple, Jason Kelce, Collin McCafferty, and Wesley Richardson.

TAKE ME TO HIGHER GROUND ...

- For the past 11 years, the UC football has called the Higher Ground Conference and Retreat Center in West Harrison, Ind., its preseason training home.
- The 280-acre facility is located about 30 miles from campus and has served as the Bearcats training camp location since the lead up to the 1999 season.
- Among many amenities, Higher Ground features a pair of 100-yard FieldTurf practice fields, ample living and meeting spaces and no distractions from football.
- UC is one of four BCS programs that holds training camp off-campus

SIGMA SIGMA ...

- Four University of Cincinnati football players, C.J. Cobb, Zach Collaros, John Goebel, and Jason Kelce hold the unique honor of being members of Sigma Sigma.
- Juniors Chazz Anderson and JK Schaffer were tapped in to Sigma Sigma during halftime of the Miami (OH) game.
- A local honor fraternity, Sigma Sigma was founded in the summer of 1898 and lists its most important function as teaching loyalty to the University of Cincinnati.

AN OFFENSIVE COMPARISON ...

- With head coach Butch Jones taking over the UC program entering 2010, many have wondered what that will mean for the high-octane offense Bearcats fans have seen the past several years.
- Jones has kept the spread no-huddle attack, but fans will see a bit more offensive balance in 2010 as Jones and offensive coordinator Mike Bajakian will place an emphasis on offensive balance and the running game.
- Here's a look at how UC and CMU stacked up in the NCAA rankings from 2009.

UC	CATEGORY	CMU
69 (138.7)	Rushing Offense	43 (167.6)
8 (308.8)	Passing Offense	33 (255.5)
11 (447.5)	Total Offense	24 (423.1)
4 (38.6)	Scoring Offense	13 (33.9)
2 (161.21)	Passing Efficiency	14 (146.96)
120 (25:46)	Time of Possession	52 (30:21)

FUTURE SCHEDULES ...

- UC announced it will take on SEC foe Tennessee in 2011 and will face Virginia Tech from the ACC at FedExField in Landover, Md. in 2012.
- UC will also begin a four-year series with Purdue from 2013-2016 and play at Ohio State in 2012 and 2014.

NOTING UC ATHLETICS ...**MEN'S CROSS COUNTRY ...**

- Eric Finan, a junior on the UC men's cross country team, was named the NCAA Great Lakes Region Athlete of the Year, the U.S. Track & Field and Cross Country Coaches Association announced this week.
- The New Richmond, Ohio native won the NCAA Great Lakes Regional, hosted by Oakland University on Saturday, Nov. 13, by three seconds after emerging from a 15-runner pack to sprint to the finish.
- Finan placed 60th at the NCAA Men's Cross Country Championship in Terre Haute, Ind. with a time of 30:41.1.

WOMEN'S VOLLEYBALL ...

- UC head volleyball coach Reed Sunahara and senior outside hitter Stephanie Niemer (Erlanger, Ky./St. Henry) were named BIG EAST Conference Coach of the Year and Player of the Year, respectively.
- Additionally, Niemer, senior setter Annie Fesl (Arlington Heights, Ill./John Hersey) and sophomore middle blocker Jordanne Scott (Indianapolis, Ind./Lawrence North) were garnered with First-Team All-BIG EAST decorations.
- The No. 22-ranked University of Cincinnati volleyball team will play Western Kentucky University in the first round of the NCAA Championship on Friday, Dec. 3, at 5:30 p.m. EST on the campus of the University of Illinois in Champaign, Ill, the NCAA announced Sunday.
- Cincinnati (29-5, 13-1 BIG EAST), the regular-season BIG EAST champions, faces a Western Kentucky team it defeated in four sets (21-25, 25-20, 25-21, 26-24) on Oct. 19 in Bowling Green, Ky.
- Friday's second first-round match features the tournament's eighth overall seed, Illinois, and Austin Peay. If Cincinnati advances to the second round, it could potentially play another rematch on Saturday, Dec. 4, at 8 p.m. EST. UC defeated then No. 5-ranked Illinois in five sets (22-25, 19-25, 25-20, 25-16, 16-13) earlier this season on Sept. 17.
- This is the third-straight year the Bearcats have qualified for the championship, advancing as far as the second round in 2008. Cincinnati has made 10-straight appearances in the AVCA Coaches' Poll and boasts an RPI of 17, the highest for any BIG EAST squad.

MEN'S SOCCER ...

- Former University of Cincinnati all-American Omar Cummings and the Colorado Rapids won the 2010 MLS Cup on Sunday, Nov. 21, with a 2-1 win in extra time against FC Dallas.
- Cummings, who played at UC in 2005 and 2006, is UC's only first-team all-American. The Jamaican international scored 14 goals for Colorado this season, leading the team and finishing fourth in MLS.

PRONOUNCIATIONS

PLAYERS

Evan Aleshire.....ale-SHY-er
 Blake Annen.....aah-NIN
 Alex Apyan.....A-pee-un
 Armon Binns.....R-mon
 Arryn Chenault.....sha-NO
 Austen Bujnoch.....BOOJ-knock
 Obadiah Cheatham.....O-ba-DIE-a
 Zach Collaros.....ko-LAH-ris
 Alex Delisi.....Duh-LEE-see
 Drew Frey.....Fry
 Dan Giordano.....GEE-or-dah-no
 John Goebel.....GO-bull
 Ben Guidugli.....Ga-DOO-lee
 Vidal Hazelton.....VEE-dahl
 Tomaz Hilton.....TOE-maz
 Jason/Travis Kelce.....KEL-see
 Eric Lefeld.....LAY-feld
 Munchie Legaux.....LE-go
 Roney Lozano.....row-NEY luh-ZAH-no
 Colin Lozier.....LOW-zhur
 Mitch Meador.....MEH-door
 Tony Miliano.....mil-eee-AH-no
 Quincy Quetant.....KAY-tont

COACHES

Jahmile Addae.....juh-MALL UH-dye
 Mike Bajakian.....buh-JAY-key-in
 Kerry Coombs.....combs
 John Jancek.....JAN-sick
 Mike Szerszen.....sir-SHIN
 T.J. Weist.....WEEST

CINCINNATI 4077TH (INJURIES)

OUT FOR SEASON

9 Dominique Battle.....Knee (Out For Season)
 33 Solomon Tentman.....Knee (Out For Season)

CINCINNATI DEPTH CHART**GAME 12 • PITTSBURGH**

OFFENSE

LT	66	Samuel Griffin	6-4	266	Sr.-2L
	79	Andre Cureton	6-6	327	Fr.-RS
LG	53	Randy Martinez	6-1	283	Jr.-1L
	76	Austen Bujnoch	6-5	275	Fr.-RS
C	60	Jason Kelce	6-4	280	Sr.-3L
	65	TJ Franklin	6-4	288	Jr.-SQ
RG	70	CJ Cobb	6-4	306	Sr.-2L
	72	Evan Davis	6-4	289	Jr.-2L
RT	59	Alex Hoffman	6-7	296	Jr.-2L
	77	Sean Hooey	6-9	297	So.-SQ
TE	19	Ben Guidugli	6-1	230	Sr.-3L
	88	Adrien Robinson	6-5	270	Jr.-2L
	86	Blake Annen	6-5	233	Fr.-RS
WR	85	Marcus Barnett	6-1	173	Sr.-3L
	4	Munchie Legaux	6-5	190	Fr.-HS
WR -or-	3	DJ Woods	6-0	176	Jr.-2L
	17	Anthony McClung	6-0	165	Fr.-HS
WR	80	Armon Binns	6-3	204	Sr.-3L
	81	Tomaz Hilton	6-3	208	Jr.-2L
	84	O.J. Woodard	6-3	219	Jr.-2L
QB	12	Zach Collaros	6-0	216	Jr.-2L
	14	Chazz Anderson	6-1	207	Jr.-1L
	11	Brendon Kay	6-4	229	So.-SQ
RB	23	Isaiah Pead	5-11	200	Jr.-2L
	22	John Goebel	6-2	213	Sr.-3L

DEFENSE

L	58	Brandon Mills	5-10	236	So.-1L
	87	Monte Taylor	6-5	258	Jr.-JC
T	95	Derek Wolfe	6-6	295	Jr.-2L
	55	Roney Lozano	6-3	267	Fr.-HS
N	40	John Hughes	6-4	303	Jr.-2L
	94	Jordan Stepp	6-1	287	Fr.-RS
E	99	Dan Giordano	6-4	253	So.-1L
	59	Steve Hancock	6-3	236	Jr.-SQ
WLB	4	Maalik Bomar	6-2	213	So.-1L
	42	Antwan Darling	6-1	200	Fr.-HS
MLB	37	JK Schaffer	6-1	223	Jr.-2L
	57	Obadiah Cheatham	6-2	227	Sr.-1L
SLB	54	Walter Stewart	6-5	235	So.-1L
	43	Robby Armstrong	6-2	221	Sr.-1L
BC -or-	5	Reuben Johnson	5-10	180	So.-1L
	33	Deven Drane	5-11	179	Fr.-HS
FS	24	Wesley Richardson	6-0	200	Jr.-2L
	20	Chris Williams	6-0	182	So.-1L
SS	26	Drew Frey	6-3	200	So.-1L
	13	Pat Lambert	6-1	197	So.-1L
FC	21	Camerron Cheatham	5-9	190	So.-1L
	23	Reuben Haley	6-0	185	Jr.-SQ

SPECIAL TEAMS

LS	96	Tom DeTemple	6-2	232	Jr.-1L
	60	Jason Kelce	6-4	280	Sr.-3L
H	34	Patrick O'Donnell	6-5	214	So.-SQ
	11	Brendon Kay	6-4	229	So.-SQ
PK	97	Jacob Rogers	6-4	217	Sr.-3L
	14	Tony Miliano	6-2	198	Fr.-HS
P	34	Patrick O'Donnell	6-5	214	So.-SQ
	83	Danny Milligan	5-9	175	So.-SQ
KOR -or-	3	DJ Woods	6-0	176	Jr.-2L
	17	Anthony McClung	6-0	165	Fr.-HS
PR -or-	3	DJ Woods	6-0	176	Jr.-2L
	17	Anthony McClung	6-0	165	Fr.-HS

NUMERICAL

No.	Name	Pos.	Ht.	Wt.	Cl./Elig.	Hometown/High School/Last School	
	1	Kenbrell Thompkins	WR	6-1	182	Jr.-JC	Miami, Fla./Northwestern/El Camino CC
	3	DJ Woods	WR	6-0	176	Jr.-2L	Strongsville, Ohio/Strongsville
+	4	Maalik Bomar	LB	6-2	213	So.-1L	Cincinnati, Ohio/Winton Woods
+	4	Munchie Legaux	WR	6-5	190	Fr.-HS	New Orleans, La./Edna Karr
	5	Reuben Johnson	DB	5-10	180	So.-1L	Lawnside, N.J./Winslow Township
	6	Jamar Howard	WR	6-4	227	Sr.-SQ	Cincinnati, Ohio/Withrow/Coll. of the Sequoias
	7	Vidal Hazelton ^	WR	6-3	213	Sr.-TR	Staten Island, N.Y./Hargrave Military/USC
	8	Adrian Witty	DB	5-10	170	Fr.-HS	Deerfield Beach, Fla./Deerfield Beach
	9	Dominique Battle ^	DB	6-0	182	Jr.-2L	Boca Raton, Fla./American Heritag
	10	Darrin Williams	RB	5-7	175	So.-1L	Detroit, Mich./Martin Luther King
+	11	Brendon Kay	QB	6-4	229	So.-SQ	Marine City, Mich./Marine City
+	11	Collin McCafferty	LB	6-2	216	Sr.-3L	Maineville, Ohio/Kings
	12	Zach Collaros	QB	6-0	216	Jr.-2L	Steubenville, Ohio/Steubenville
+	13	Cody Kater	QB	6-3	220	Fr.-HS	Montague, Mich./Montague
+	13	Pat Lambert	DB	6-1	197	So.-1L	St. Cloud, Fla./Osceola
+	14	Chazz Anderson	QB	6-1	207	Jr.-1L	Pickerington, Ohio/Central
+	14	Tony Miliano	K	6-2	198	Fr.-HS	North Bend, Ohio/Elder
	15	Montrel Church	WR	6-0	192	Fr.-HS	Southfield, Mich./Southfield-Lathrup
+	16	Will Saddler	DB	6-4	215	Fr.-RS	Columbus, Ind./Columbus East
+	16	Nick West	QB	6-2	199	Fr.-HS	Hebron, Ky./Conner
+	17	John Lloyd	P	6-2	237	Fr.-HS	Cincinnati, Ohio/CHCA
+	17	Anthony McClung	WR	6-0	165	Fr.-HS	Indianapolis, Ind./Pike
	18	Demitri Beal	DB	5-11	184	Fr.-HS	Pembroke Park, Fla./Chaminade-Madonna
	19	Ben Guidugli	TE	6-1	230	Sr.-3L	Ft. Thomas, Ky./Highlands
+	20	Evan Aleshire	WR	6-3	192	Fr.-HS	Cincinnati, Ohio/Wyoming
+	20	Chris Williams	DB	6-0	182	So.-1L	Cincinnati, Ohio/Winton Woods
	21	Camerron Cheatham	DB	5-9	190	So.-1L	Kalamazoo, Mich./Central
	22	John Goebel	RB	6-2	213	Sr.-3L	Milford, Mich./Brother Rice
+	23	Reuben Haley	DB	6-0	185	Jr.-SQ	Cincinnati, Ohio/Mount Healthy
+	23	Isaiah Pead	RB	5-11	200	Jr.-2L	Columbus, Ohio/Eastmoor Academy
	24	Wesley Richardson	DB	6-0	200	Jr.-2L	Columbus, Ohio/Olentangy Liberty
+	25	Arryn Chenault	DB	6-0	196	Fr.-HS	Cincinnati, Ohio/Fairfield
+	25	Adam Fearing	RB	5-9	186	So.-HS	Dayton, Ohio/Carroll
	26	Drew Frey	DB	6-3	200	So.-1L	Wilmington, Ohio/Clinton-Massie
	27	Jorian Hudson	DB	6-2	186	Fr.-HS	Cincinnati, Ohio/Roger Bacon
	29	Juan Glover	WR	5-10	161	Fr.-HS	Cincinnati, Ohio/Winton Woods
	30	Isaiah Nearor	RB	5-8	190	Fr.-HS	Cincinnati, Ohio/Wyoming
	31	Bruce Horner	DB	6-1	171	So.-SQ	Southfield, Mich./Harrison
	32	George Winn	RB	5-11	201	So.-1L	Southfield, Mich./U. of Detroit Jesuit
+	33	Aaron Roberson	DB	5-11	184	So.-TR	Maple Hts., Ohio/Chanel/Gannon
+	33	Solomon Tentman ^	LB	6-2	221	Fr.-HS	Cincinnati, Ohio/Roger Bacon
+	33	Deven Drane	DB	5-11	179	Fr.-HS	Plantation, Fla./Plantation
	34	Pat O'Donnell	P	6-5	214	So.-SQ	Lakeworth, Fla./Palm Beach Central
	35	Josh Russ	LB	6-5	220	Fr.-HS	Elyria, Ohio/Elyria Catholic
	36	Quincy Quetant	DB	6-2	205	So.-RS	Orlando, Fla./Timber Creek
	37	JK Schaffer	LB	6-1	223	Jr.-2L	Cincinnati, Ohio/LaSalle
	39	Alex Delisi	LB	6-2	230	Jr.-1L	Clarkston, Mich./St. Mary's Preperatory
	40	John Hughes	DL	6-4	303	Jr.-2L	Gahanna, Ohio/Lincoln
	41	Jared Rains	RB	5-10	192	So.-SQ	Aliquippa, Pa./Hopewell
	42	Antwan Darling	LB	6-1	200	Fr.-HS	Miami, Fla./Central
	43	Robby Armstrong	LB	6-2	221	Sr.-1L	Murrysville, Pa./Franklin Regional
	44	Corey Mason	LB	6-3	218	Fr.-HS	Cincinnati, Ohio/Elder
	45	Rob Trigg	DL	6-3	265	Jr.-2L	Dayton, Ohio/Chaminade-Julienne
	46	Mitch Meador	DL	6-4	248	Fr.-RS	Greenwood, Ind./Whiteland Communit

ALPHABETICAL

20	Evan Aleshire	WR
14	Chazz Anderson	QB
86	Blake Annen	TE
43	Robby Armstrong	LB
85	Marcus Barnett	WR
9	Dominique Battle	DB
18	Demitri Beal	DB
90	Camaron Beard	DL
80	Armon Binns	WR
4	Maalik Bomar	LB
76	Austen Bujnoch	OL
21	Camerron Cheatham	DB
57	Obadiah Cheatham	LB
25	Arryn Chenault	DB
70	CJ Cobb	OL
12	Zach Collaros	QB
79	Andre Cureton	OL
42	Antwan Darling	LB
72	Evan Davis	OL
39	Alex Delisi	LB
78	Adam Dempsey	DL
96	Tom DeTemple	LS
33	Deven Drane	DB
25	Adam Fearing	WR
65	TJ Franklin	OL
26	Drew Frey	DB
82	Ben Gertz	WR
99	Dan Giordano	DL
29	Juan Glover	WR
22	John Goebel	RB
66	Samuel Griffin	OL
19	Ben Guidugli	TE
23	Reuben Haley	DB
59	Steve Hancock	DL
93	Brad Harrah	DL
7	Vidal Hazelton	WR
81	Tomaz Hilton	WR
92	Michael Hilty	DL
59	Alex Hoffman	OL
77	Sean Hooley	OL
31	Bruce Horner	DB
6	Jamar Howard	WR
27	Jorian Hudson	DB
40	John Hughes	DL
5	Reuben Johnson	DB
13	Cody Kater	QB
11	Brendon Kay	QB
62	Cory Keebler	OL
60	Jason Kelce	OL
48	Travis Kelce	TE
64	Mitch Kessel	OL
13	Pat Lambert	DB
56	Eric Lefeld	OL
4	Munchie Legaux	QB
17	John Lloyd	P

ALPHABETICAL

55	Roney Lozano	DL
47	Colin Lozier	LB
53	Randy Martinez	OL
44	Corey Mason	LB
11	Collin McCafferty	LB
49	Sean McClellan	DL
17	Anthony McClung	WR
46	Mitch Meador	DL
14	Tony Miliano	K
83	Danny Milligan	WR
58	Brandon Mills	DL
30	Isaiah Nearor	RB
34	Patrick O'Donnell	P
91	Ryan Paxson	LB
23	Isaiah Pead	RB
67	Doug Pike	OL
36	Quincy Quetant	DB
41	Jared Rains	RB
89	Demetrius Richardson	TE
24	Wesley Richardson	DB
22	Aaron Roberson	DB
88	Adrien Robinson	TE
15	Montrel Church	WR
97	Jacob Rogers	K
35	Josh Russ	LB
56	Doug Ryan	LB
16	Will Saddler	DB
37	JK Schaffer	LB
75	Kevin Schloemer	OL
63	Dan Sprague	OL
94	Jordan Stepp	DL
54	Walter Stewart	LB
33	Solomon Tentman	LB
1	Kenbrell Thompkins	WR
52	Ricardo Thompson	LB
45	Rob Trigg	DL
16	Nick West	QB
20	Chris Williams	DB
10	Darrin Williams	RB
32	George Winn	RB
8	Adrian Witty	DB
95	Derek Wolfe	DL
84	Orion Woodard	WR
3	DJ Woods	WR

NUMERICAL

No.	Name	Pos.	Ht.	Wt.	Cl./Elig.	Hometown/High School/Last School
47	Colin Lozier	LB	6-0	214	So.-1L	Cincinnati, Ohio/Colerain
48	Travis Kelce	TE	6-6	259	So.-1L	Cleveland Hts., Ohio/Cleveland Hts.
49	Sean McClellan	DL	6-4	257	Fr.-RS	Cincinnati, Ohio/Moeller
52	Ricardo Thompson	LB	6-0	229	Jr.-SQ	Cincinnati, Ohio/Withrow
53	Randy Martinez	OL	6-1	283	Jr.-1L	Teaneck, N.J./Teaneck
54	Walter Stewart	LB	6-5	235	So.-1L	Ashville, Ohio/Teays Valley
55	Roney Lozano	DL	6-3	267	Fr.-HS	Miami, Fla./American
+ 56	Eric Lefeld	OL	6-6	249	Fr.-HS	Coldwater, Ohio/Coldwater
+ 56	Doug Ryan	LB	6-0	200	Jr.-HS	Harrison, Ohio/Harrison
57	Obadiah Cheatham	LB	6-2	227	Sr.-1L	Cincinnati, Ohio/Shroder Paideia Acad.
58	Brandon Mills	DL	5-10	236	So.-1L	Cincinnati, Ohio/Colerain
+ 59	Steve Hancock	DL	6-3	236	Jr.-SQ	Sterling, Va./Potomac Falls
+ 59	Alex Hoffman	OL	6-7	296	Jr.-2L	Indianapolis, Ind./Cathedral
60	Jason Kelce	OL	6-4	280	Sr.-3L	Cleveland Hts., Ohio/Cleveland Hts.
62	Cory Keebler	OL	6-7	249	Fr.-HS	Liberty Township, Ohio/Lakota East
63	Dan Sprague	OL	6-3	287	Fr.-RS	Worthington, Ohio/Kilbourne
64	Mitch Kessel	OL	6-5	275	Fr.-RS	Bloomfield Hills, Mich./Seaholm
65	TJ Franklin	OL	6-4	288	Jr.-SQ	Maryville, Tenn./Knoxville Catholic
66	Samuel Griffin	OL	6-4	266	Sr.-2L	Englewood, N.J./Don Bosco Prep
67	Doug Pike	OL	6-2	286	Fr.-RS	Cincinnati, Ohio/Reading
70	CJ Cobb	OL	6-4	306	Sr.-2L	Jacksonville, Fla./Sandalwood
72	Evan Davis	OL	6-4	289	Jr.-2L	Cincinnati, Ohio/Colerain
75	Kevin Schloemer	OL	6-7	281	Fr.-HS	Liberty Township, Ohio/Lakota West
76	Austen Bujnoch	OL	6-5	275	Fr.-RS	Cincinnati, Ohio/Elder
77	Sean Hooey	OL	6-9	297	So.-SQ	Litchfield, Mich./Hillsdale
78	Adam Dempsey	DL	6-2	261	So.-HS	Fort Thomas, Ky./Highlands
79	Andre Cureton	OL	6-6	327	Fr.-RS	Indianapolis, Ind./Pike
80	Armon Binns	WR	6-3	204	Sr.-3L	Pasadena, Calif./Pasadena
81	Tomaz Hilton	WR	6-3	208	Jr.-2L	Youngstown, Ohio/The Rayen
82	Ben Gertz	WR	6-6	200	Fr.-HS	Cincinnati, Ohio/Reading
83	Danny Milligan	WR	5-9	175	So.-SQ	Cincinnati, Ohio/St. Xavier
84	Orion Woodard	WR	6-3	219	Jr.-2L	Pompton Lakes, N.J./Pompton Lakes
85	Marcus Barnett	WR	6-1	173	Sr.-3L	Forestville, Md./Frederick Douglass
86	Blake Annen	TE	6-5	233	Fr.-RS	Upper Arlington, Ohio/Upper Arlington
87	Monte Taylor	DL	6-5	258	Jr.-JC	Los Angeles, Calif./Washington/El Camino CC
88	Adrien Robinson	TE	6-5	270	Jr.-2L	Indianapolis, Ind./Warren Central
89	Demetrius Richardson	TE	6-2	237	So.-SQ	Marlton, N.J./Cherokee/USMAPS
90	Camaron Beard	DL	6-5	260	Fr.-HS	Indianapolis, Ind./Cathedral
91	Ryan Paxson	LB	6-6	226	Fr.-RS	Brighton, Mich./Brighton
92	Michael Hilty	DL	6-5	253	Fr.-RS	Powell, Ohio/Olentangy Liberty
93	Brad Harrah	DL	6-5	230	Fr.-HS	Marion, Ohio/Marion Pleasant
94	Jordan Stepp	DL	6-1	287	Fr.-RS	Indianapolis, Ind./Ben Davis
95	Derek Wolfe	DL	6-6	295	Jr.-2L	Lisbon, Ohio/Beaver Local
96	Tom DeTemple	LS	6-2	232	Jr.-1L	Cincinnati, Ohio/Moeller
97	Jacob Rogers	K	6-4	217	Sr.-3L	Warsaw, Ind./Warsaw
99	Dan Giordano	DL	6-4	253	So.-1L	Frankfort, Ill./Lincoln-Way East

+ - Duplicate Number; ^ - Out for the season due to injury



HEAD COACH BUTCH JONES

FOURTH SEASON OVERALL | FIRST AT CINCINNATI

Butch Jones, who was named the head coach at the University of Cincinnati on Dec. 16, 2009, enters his first season at the helm of the Bearcats program.

Jones most recently led Central Michigan University to a pair of Mid-American Conference Championships and three-straight bowl appearances.

Since arriving in Cincinnati, Jones has made an immediate impact, building a staff of championship-level coaches and teachers, as well as an atmosphere of competition and family, while also overseeing an academic quarter of great success. The team achieved a GPA of 2.7 during the Winter 2010 quarter, its best ever. Thirty-two student-athletes achieved a GPA at 3.0 or above.

At Central Michigan, Jones continued that program's renaissance, going 27-13 over the past three seasons, including a 22-3 mark in league games, winning a pair of MAC Championships (2007, 2009), playing in three-straight bowl games, and earning a postseason ranking of No. 23 in 2009. He is the only coach in CMU history to lead the team to consecutive bowl games and is the first in MAC history to do it in his first three seasons as head coach.

"Butch Jones has proven himself to be a championship-caliber football coach," Director of Athletics Mike Thomas said. "I am impressed by the qualities he brings to the table, his knowledge of the BIG EAST Conference, and his desire to succeed. We're proud to welcome him to the UC family."

Jones coached 32 all-MAC performers, including two-time MAC Offensive Player of the Year and 2009 MAC Vern Smith Leadership Award winner Dan LeFevour, and two-time MAC Special Teams Player of the Year Antonio Brown. Under his tutelage, 13 student-athletes earned Academic all-MAC accolades.

LeFevour had an NCAA Football Bowl Subdivision Record 148 career touchdowns (101 passing, 46 rushing and one receiving). His 101 career passing TDs, are the most in MAC history.

CMU was 22-3 against MAC opponents during Jones' tenure, including victories in the 2007 and 2009 MAC Championship Games. The Chippewas were 12-1 in MAC road games under Jones and earned two-straight wins over Big Ten teams.

In 2007, Jones became only the ninth first-year head coach to lead his team to a Mid-American Conference championship. The Chippewas' eight victories marked the second-most of any CMU coach in his debut season, and Jones was one of three first-year head coaches nationwide to coach in a bowl game.

A native of Michigan and a former offensive coordinator at CMU, Jones returned to Mount Pleasant after spending the 2005 and 2006 seasons as an assistant coach under Rich Rodriguez at West Virginia University.

Jones spent a total of 11 seasons as an assistant at the Division I-A level. He served as the offensive coordinator at three different schools, spanning eight seasons, and worked directly

with 24 all-conference selections in 15 years as a full-time position coach.

A 1990 graduate of Ferris State University where he was a two-year letterman on the football team, Jones broke into the coaching ranks while still an undergraduate by serving as intern for the Tampa Bay Buccaneers from 1987-89.

Jones, 41, and his wife Barb are the parents of three children: Alex, Adam, and Andrew.

THE BUTCH JONES FILE

PERSONAL INFORMATION

Date of Birth: Jan. 17, 1968 in Saugatuck, Mich.

High School: Saugatuck (Mich.)

Education: Ferris State (1990)

Wife: Barb

Children: Alex, Adam, Andrew


COACHING EXPERIENCE

Years	Position	Team
1987-89	Intern	Tampa Bay Buccaneers
1990-92	Graduate Assistant	Rutgers
1993-94	Offensive Coordinator	Wilkes
1995	Running Backs	Ferris State
1996-97	Offensive Coordinator	Ferris State
1998	Tight Ends	Central Michigan
1999	Wide Receivers	Central Michigan
2000	Running Backs	Central Michigan
2001-03	Offensive Coordinator	Central Michigan
2004	Running Backs	Central Michigan
2005-06	Wide Receivers	West Virginia
2007-09	Head Coach	Central Michigan
2009-	Head Coach	Cincinnati

HEAD COACH YEAR-BY-YEAR RECORD

Year	School	Overall	Conference
2007	Central Michigan	8-6	6-1
	<i>MAC Champions, Motor City Bowl</i>		
2008	Central Michigan	8-5	6-2
	<i>Motor City Bowl</i>		
2009	Central Michigan	11-2	8-0
	<i>MAC Champions, Motor City Bowl</i>		
2010	Cincinnati	4-7	2-4
TOTALS		31-19	22-7

ASSISTANT COACHES ON THE SIDELINE



JAHMILE ADDAE
Running Backs
West Virginia '05



KERRY COOMBS
Associate Head Coach
Special Teams Coordinator
Defensive Backs
Dayton '83



JOHN JANCEK
Co-Defensive Coordinator
Recruiting Coordinator
Linebackers
Grand Valley State '91



DON MAHONEY
Offensive Line
West Virginia State '93




T.J. WEIST
Wide Receivers
Alabama '88


ASSISTANT COACHES IN THE BOOTH



TIM BANKS
Co-Defensive Coordinator
Defensive Backs
Central Michigan '95



MIKE BAJAKIAN
Offensive Coordinator
Quarterbacks
Williams College (Mass.) '96



MARK ELDER
Tight Ends
Case Western Reserve '05



STEVE STRIPLING
Assistant Head Coach
Defensive Line
Colorado '76

2010 STATISTICS ...

DATE	OPPONENT	UC	OPP	ATT	BIG EAST	OVERALL
09/04	at Fresno State	14	28	37,238	0-0	0-1
09/11	INDIANA STATE	40	7	30,807	0-0	1-1
09/16	at NC State	19	30	55,934	0-0	1-2
09/25	OKLAHOMA ^	29	31	58,253	0-0	1-3
10/09	MIAMI (OH)	45	3	33,909	0-0	2-3
10/15	at Louisville *	35	27	55,106	1-0	3-3
10/22	USF *	30	38	32,670	1-1	3-4
10/30	SYRACUSE *	7	31	32,072	1-2	3-5
11/13	at West Virginia *	10	30	56,593	1-3	3-6
11/20	RUTGERS *	69	38	30,265	2-3	4-6
11/27	at Connecticut *	17	38	40,000	2-4	4-7
12/04	PITTSBURGH *					

* - BIG EAST Conference Game; ^ - Played at Paul Brown Stadium

TEAM STATISTICS	Cincinnati	Opponent
SCORING	315	308
Points Per Game	28.6	28.0
FIRST DOWNS	244	215
Rushing	95	78
Passing	126	122
Penalty	23	15
RUSHING YARDAGE	1724	1353
Yards gained rushing	2089	1670
Yards lost rushing	365	317
Rushing Attempts	366	418
Average Per Rush	4.7	3.2
Average Per Game	156.7	123.0
TDs Rushing	15	15
PASSING YARDAGE	3019	2650
Comp-Att-Int	239-411-12	226-347-7
Average Per Pass	7.3	7.6
Average Per Catch	12.6	11.7
Average Per Game	274.5	240.9
TDs Passing	26	25
TOTAL OFFENSE	4743	4003
Total Plays	777	765
Average Per Play	6.1	5.2
Average Per Game	431.2	363.9
KICK RETURNS: #-Yards	55-1127	42-911
PUNT RETURNS: #-Yards	20-151	16-81
INT RETURNS: #-Yards	7-22	12-263
KICK RETURN AVERAGE	20.5	21.7
PUNT RETURN AVERAGE	7.6	5.1
INT RETURN AVERAGE	3.1	21.9
FUMBLES-LOST	22-13	19-5
PENALTIES-Yards	77-718	68-613
Average Per Game	65.3	55.7
PUNTS-Yards	51-2076	65-2533
Average Per Punt	40.7	39.0
Net punt average	37.2	35.7
TIME OF POSSESSION/Game	27:54	32:05
3RD-DOWN Conversions	71/159	65/159
3rd-Down Pct	45%	41%
4TH-DOWN Conversions	6/14	5/11
4th-Down Pct	43%	45%
SACKS BY-Yards	27-161	32-243
MISC YARDS	0	0
TOUCHDOWNS SCORED	41	40
FIELD GOALS-ATTEMPTS	10-13	9-13
ON-SIDE KICKS	0-2	0-0
RED-ZONE SCORES	(30-38) 79%	(35-41) 85%
RED-ZONE TOUCHDOWNS	(24-38) 63%	(28-41) 68%
PAT-ATTEMPTS	(37-39) 95%	(39-40) 98%

ATTENDANCE	217976	244871
Games/Avg Per Game	6/36329	5/48974
Neutral Site Games		0/0

SCORE BY QUARTERS	1st	2nd	3rd	4th	TOTAL
Cincinnati	81	101	62	71	315
Opponents	73	124	52	59	308

INDIVIDUAL STATISTICS

PASSING	G	Effic	Cmp-Att-Int	Pct	Yds	TD	Lng	Avg/G
COLLAROS, Zach	10	141.54	213-359-11	59.3	2793	25	69	279.3
ANDERSON, Chazz	7	92.45	23-45-1	51.1	206	1	33	29.4
KAY, Brendon	1	78.00	3-6-0	50.0	20	0	9	20.0
TOTAL	11	134.89	239-411-12	58.2	3019	26	69	274.5
OPPONENTS	11	149.02	226-347-7	65.1	2650	25	70	240.9

RUSHING	GP	Att	Gain	Loss	Net	Avg	TD	Long	Avg/G
PEAD, Isaiah	10	138	962	30	932	6.8	6	80	93.2
GOEBEL, John	11	31	196	2	194	6.3	3	28	17.6
COLLAROS, Zach	10	107	416	261	155	1.4	4	31	15.5
WINN, George	9	33	155	10	145	4.4	0	22	16.1
WILLIAMS, D.	4	20	145	1	144	7.2	0	23	36.0
ANDERSON, Chazz	7	19	106	26	80	4.2	0	20	11.4
WOODS, DJ	11	10	89	12	77	7.7	2	40	7.0
KAY, Brendon	1	2	14	0	14	7.0	0	7	14.0
FEARING, Adam	1	2	6	0	6	3.0	0	4	6.0
TOTAL	11	366	2089	365	1724	4.7	15	80	156.7
OPPONENTS	11	418	1670	317	1353	3.2	15	85	123.0

RECEIVING	G	No.	Yds	Avg	TD	Long	Avg/G
BINNS, Armon	11	72	1072	14.9	10	62	97.5
WOODS, DJ	11	56	890	15.9	8	69	80.9
BARNETT, Marcus	11	25	333	13.3	2	69	30.3
PEAD, Isaiah	10	24	183	7.6	1	34	18.3
GUIDUGLI, Ben	10	23	194	8.4	2	17	19.4
MCCLUNG, A.	9	18	173	9.6	1	25	19.2
ROBINSON, A.	9	6	65	10.8	1	23	7.2
HAZELTON, Vidal	1	6	63	10.5	0	24	63.0
GOEBEL, John	11	5	17	3.4	1	8	1.5
WOODARD, Orion	11	2	18	9.0	0	9	1.6
WINN, George	9	1	6	6.0	0	6	0.7
WILLIAMS, D.	4	1	5	5.0	0	5	1.2
TOTAL	11	239	3019	12.6	26	69	274.5
OPPONENTS	11	226	2650	11.7	25	70	240.9

2010 STATISTICS ...

ALL PURPOSE	G	Rush	Rec	PR	KOR	IR	Tot	Avg/G
WOODS, DJ	11	77	890	146	709	0	1822	165.6
PEAD, Isaiah	10	932	183	0	0	0	1115	111.5
BINNS, Armon	11	0	1072	0	0	0	1072	97.5
BARNETT, Marcus	11	0	333	0	30	0	363	33.0
MCCLUNG, A.	9	0	173	6	153	0	332	36.9
WILLIAMS, D.	4	144	5	0	133	0	282	70.5
GOEBEL, John	11	194	17	0	61	0	272	24.7
GUIDUGLI, Ben	10	0	194	0	0	0	194	19.4
COLLAROS, Zach	10	155	0	0	0	0	155	15.5
WINN, George	9	145	6	0	0	0	151	16.8
HAZELTON, Vidal	1	0	63	0	41	0	104	104.0
ANDERSON, Chazz	7	80	0	0	0	0	80	11.4
ROBINSON, A.	9	0	65	0	0	0	65	7.2
WOODARD, Orion	11	0	18	0	0	0	18	1.6
FREY, Drew	10	0	0	0	0	15	15	1.5
KAY, Brendon	1	14	0	0	0	0	14	14.0
JOHNSON, Reuben	11	0	0	0	0	9	9	0.8
FEARING, Adam	1	6	0	0	0	0	6	6.0
RICHARDSON, Wes	10	0	0	0	0	-2	-2	-0.2
TEAM	6	-23	0	-1	0	0	-24	-4.0
TOTAL	11	1724	3019	151	1127	22	6043	549.4
OPPONENTS	11	1353	2650	81	911	263	5258	478.0

----- PATS -----									
SCORING	TD	FGs	Kick	Rush	Rcv	Pass	DXP	Saf	Points
ROGERS, Jacob	0	10-13	37-39	0-0	0	0-0	0	0	67
WOODS, DJ	10	0-0	0-0	0-0	0	0-0	0	0	60
BINNS, Armon	10	0-0	0-0	0-0	0	0-0	0	0	60
PEAD, Isaiah	7	0-0	0-0	0-0	0	0-0	0	0	42
COLLAROS, Zach	4	0-0	0-0	0-0	0	0-2	0	0	24
GOEBEL, John	4	0-0	0-0	0-0	0	0-0	0	0	24
BARNETT, Marcus	2	0-0	0-0	0-0	0	0-0	0	0	12
GUIDUGLI, Ben	2	0-0	0-0	0-0	0	0-0	0	0	12
ROBINSON, A.	1	0-0	0-0	0-0	0	0-0	0	0	6
MCCLUNG, A.	1	0-0	0-0	0-0	0	0-0	0	0	6
TEAM	0	0-0	0-0	0-0	0	0-0	0	1	2
TOTAL	41	10-13	37-39	0-0	0	0-2	0	1	315
OPPONENTS	40	9-13	39-40	0-0	0	0-0	0	1	308

TOTAL OFFENSE	G	Plays	Rush	Pass	Total	Avg/G
COLLAROS, Zach	10	466	155	2793	2948	294.8
PEAD, Isaiah	10	138	932	0	932	93.2
ANDERSON, Chazz	7	64	80	206	286	40.9
GOEBEL, John	11	31	194	0	194	17.6
WINN, George	9	33	145	0	145	16.1
WILLIAMS, D.	4	20	144	0	144	36.0
WOODS, DJ	11	10	77	0	77	7.0
KAY, Brendon	1	8	14	20	34	34.0
FEARING, Adam	1	2	6	0	6	6.0
TOTAL	11	777	1724	3019	4743	431.2
OPPONENTS	11	765	1353	2650	4003	363.9

PUNTING	No.	Yds	Avg	Long	TB	FC	I20	50+	Blkd
O'DONNELL, Pat	48	2022	42.1	61	5	13	16	6	0
TEAM	2	19	9.5	15	0	0	0	0	0
COLLAROS, Zach	1	35	35.0	35	0	0	1	0	0
TOTAL	51	2076	40.7	61	5	13	17	6	0
OPPONENTS	65	2533	39.0	66	3	20	17	7	0

KICKOFFS	No.	Yds	Avg	TB	OB	Retn	Net	YdLn
ROGERS, Jacob	60	3946	65.8	17	1			
TOTAL	60	3946	65.8	17	1	911	44.9	25
OPPONENTS	61	3783	62.0	5	1	1127	41.9	28

FIELD GOALS	FGM-FGA	Pct	01-19	20-29	30-39	40-49	50+	Lg	Blk
ROGERS, Jacob	10-13	76.9	0-0	4-4	1-1	5-7	0-1	49	0

FG SEQUENCE	CINCINNATI	OPPONENTS
Fresno State	48	-
Indiana State	(48)	36
NC State	52	(19)
Oklahoma	(22),(43),(43)	42,(42)
Miami (OH)	(24)	(48)
Louisville	-	40,(26),40,(37)
USF	(26),(21),(44)	(33)
Syracuse	-	(26)
WVU	(49)	-
Rutgers	-	(28)
Connecticut	(32),44	(24)

PUNT RETURNS	No.	Yds	Avg	TD	Long
WOODS, DJ	18	146	8.1	0	25
TEAM	1	-1	-1.0	0	0
MCCLUNG, A.	1	6	6.0	0	6
TOTAL	20	151	7.6	0	25
OPPONENTS	16	81	5.1	0	15

INTERCEPTIONS	No.	Yds	Avg	TD	Long
RICHARDSON, Wes	2	-2	-1.0	0	0
FREY, Drew	2	15	7.5	0	15
JOHNSON, Reuben	1	9	9.0	0	9
LAMBERT, Pat	1	0	0.0	0	0
SCHAFER, JK	1	0	0.0	0	0

KICK RETURNS	No.	Yds	Avg	TD	Long
WOODS, DJ	31	709	22.9	0	47
WILLIAMS, D.	8	133	16.6	0	28
MCCLUNG, A.	8	153	19.1	0	28
GOEBEL, John	4	61	15.2	0	20
HAZELTON, Vidal	3	41	13.7	0	18
BARNETT, Marcus	1	30	30.0	0	30
TOTAL	55	1127	20.5	0	47
OPPONENTS	42	911	21.7	0	42

FUMBLE RETURNS	No.	Yds	Avg	TD	Long
TOTAL	0	0	0.0	0	0
OPPONENTS	1	21	21.0	0	21

2010 STATISTICS ...

DEFENSE	GP-GS	-----Tackles-----			TFL/Yds	-Sacks-	---Pass Def---		QBH	-Fumbles-		Blkd Kick	Saf
		Solo	Ast	Total			Int-Yds	BrUp		Rcv-Yds	FF		
37	SCHAFFER, JK	11-11	59	42	101	9.5-34	3.0-15	1-0	4	1	.	2	.
4	BOMAR, Maalik	11-11	44	22	66	8.0-38	2.0-14	.	.	1	.	2	.
5	JOHNSON, Reuben	11-10	47	12	59	2.0-13	1.0-12	1-9	4
54	STEWART, Walter	11-11	42	14	56	8.0-24	2.0-13	.	1	4	.	.	.
58	MILLS, Brandon	11-8	36	14	50	11.5-51	6.0-36	.	.	2	.	3	.
26	FREY, Drew	10-10	34	13	47	1.5-3	.	2-15	1
40	HUGHES, John	11-11	22	19	41	3.5-10	.	.	1	1	1-0	.	.
95	WOLFE, Derek	11-11	22	19	41	5.5-24	4.0-21	.	1	2	.	.	.
24	RICHARDSON, Wes	10-9	26	15	41	.	.	2--2	.	.	3-0	1	.
21	CHEATHAM, C.	11-9	29	10	39	2.0-3	.	.	4	1	.	1	.
99	GIORDANO, Dan	11-10	23	13	36	8.0-49	4.5-31	.	1	3	.	1	.
13	LAMBERT, Pat	11-2	13	10	23	1.0-8	0.5-7	1-0
57	CHEATHAM, O.	10-0	12	8	20	2.0-4	1.0-3	.	1	1	.	.	.
94	STEPP, Jordan	10-0	11	4	15	3.5-4	1	.	.
9	BATTLE, D.	3-3	8	4	12	2.0-6	1.0-1	.	2
84	WOODARD, Orion	11-0	8	4	12
20	WILLIAMS, Chris	10-4	6	3	9	2.0-11	1.0-5	.	1
1M	MCCAFFERTY, C.	11-0	8	1	9
87	TAYLOR, Monte	10-0	6	1	7	2.0-7	1.0-3
33	DRANE, Deven	7-1	5	2	7
31	HORNER, Bruce	10-0	6	.	6
2C	CHENAULT, Arryn	7-0	4	2	6
47	LOZIER, Colin	10-0	6	.	6
45	TRIGG, Rob	8-0	2	2	4
43	ARMSTRONG, R.	3-0	2	2	4
46	MEADOR, Mitch	11-0	3	1	4	1	.	.	.
42	DARLING, Antwan	10-0	3	1	4
32	WINN, George	9-0	1	1	2
23	PEAD, Isaiah	10-9	2	.	2
22	GOEBEL, John	11-0	.	2	2
36	QUETANT, Quincy	2-0	2	.	2
5H	HANCOCK, Steve	8-0	1	1	2	1	.	.	.
96	DETEMPLE, Tom	11-0	2	.	2
2H	HALEY, Reuben	11-0	.	2	2	1-0	.	.
81	HILTON, Tomaz	10-0	.	2	2
60	KELCE, Jason	11-11	1	.	1
66	GRIFFIN, Samuel	11-11	1	.	1
3R	ROBERSON, Aaron	7-0	1	.	1
17	MCCLUNG, A.	9-2	1	.	1
12	COLLAROS, Zach	10-10	1	.	1
8	WITTY, Adrian	4-0	1	.	1
34	O'DONNELL, Pat	11-0	1	.	1
53	MARTINEZ, Randy	11-10	1	.	1
85	BARNETT, Marcus	11-10	1	.	1
TM	TEAM	6-0	1
TOTAL		11-0	504	246	750	72-289	27-161	7-22	21	18	5-0	11	1
OPPONENTS		11-0	516	154	670	73.0-349	32-243	12-263	43	20	13-21	14	3

INDIVIDUAL GAME-BY-GAME OFFENSE ...

PASSING

#12 COLLAROS, Zach	Att	Comp	Int	Pct	Yards	TD	Long	Sack	Yds	Effic
Fresno State	41	24	0	58.5	219	1	25	8	64	111.5
Indiana State	17	11	0	64.7	130	2	29	2	25	167.8
NC State	31	19	0	61.3	310	3	68	5	33	177.2
Oklahoma	38	23	1	60.5	305	3	69	3	22	148.7
Miami (OH)	17	14	0	82.4	216	3	48	0	0	247.3
Louisville	28	18	2	64.3	275	5	62	0	0	191.4
USF	53	30	1	56.6	463	3	69	3	27	144.9
WVU	45	25	2	55.6	221	0	24	5	28	87.9
Rutgers	39	23	1	59.0	366	4	35	2	11	166.5
Connecticut	50	26	4	52.0	288	1	24	1	8	91.0
TOTALS	359	213	11	59.3	2793	25	69	29	218	141.5

#14 ANDERSON, Chazz	Att	Comp	Int	Pct	Yards	TD	Long	Sack	Yds	Effic
Miami (OH)	4	1	0	25.0	9	0	9	1	9	43.9
USF	8	4	0	50.0	49	0	20	1	9	101.4
Syracuse	33	18	1	54.5	148	1	33	1	7	96.2
TOTALS	45	23	1	51.1	206	1	33	3	25	92.5

#11 KAY, Brendon	Att	Comp	Int	Pct	Yards	TD	Long	Sack	Yds	Effic
Syracuse	6	3	0	50.0	20	0	9	0	0	78.0
TOTALS	6	3	0	50.0	20	0	9	0	0	78.0

RUSHING

PLAYER	No-Yds/TD	FSU	ISU	NCST	OKLA	MIA	LOU	USF	SYR	WVU	RUT	CONN	PITT
PEAD, Isaiah	138-932/6	10-36/0	DNP	-	21-169/0	10-197/1	21-145/0	15-48/0	11-23/0	8-78/1	31-213/4	11-23/0	
GOEBEL, John	31-194/3	-	9-75/2	3-19/0	1-4/0	10-68/1	2-6/0	1-7/0	2-4/0	1-8/0	1--1/0	1-4/0	
COLLAROS, Zach	107-155/4	18--22/1	11-32/1	22-32/0	9--17/0	1--4/0	7-32/0	10-27/0	DNP	7--26/0	7-17/1	15-84/1	
WINN, George	33-145/0	DNP	11-48/0	-	-	19-81/0	DNP	-	-	-	3-16/0	-	
WILLIAMS, D.	20-144/0	1-3/0	13-117/0	6-24/0	-	DNP	DNP	DNP	DNP	DNP	DNP	DNP	
ANDERSON, Chazz	19-80/0	-	-	DNP	-	3-18/0	DNP	3--4/0	13-66/0	DNP	-	DNP	
WOODS, DJ	10-77/2	2-8/0	-	-	1-0/0	1-18/1	1--1/0	-	1-2/0	-	4-50/1	-	
KAY, Brendon	2-14/0	DNP	DNP	DNP	DNP	DNP	DNP	DNP	2-14/0	DNP	DNP	DNP	
FEARING, Adam RB	2-6/0	DNP	DNP	DNP	DNP	2-6/0	DNP	DNP	DNP	DNP	DNP	DNP	

RECEIVING

PLAYER	No-Yds/TD	FSU	ISU	NCST	OKLA	MIA	LOU	USF	SYR	WVU	RUT	CONN	PITT
BINNS, Armon	72-1072/10	7-55/0	3-59/2	6-95/0	3-26/0	5-115/2	8-175/3	12-158/2	3-28/0	10-115/0	6-139/0	9-107/1	
WOODS, DJ	56-890/8	6-72/1	5-46/0	6-146/2	7-171/1	5-54/0	2-61/2	9-137/0	5-56/1	3-32/0	6-97/1	2-18/0	
BARNETT, Marcus	25-333/2	-	-	5-61/1	2-18/0	-	1-8/0	9-174/1	4-28/0	1-3/0	-	3-41/0	
GUIDUGLI, Ben	23-194/2	1-1/0	2-17/0	1-3/0	DNP	4-47/1	4-26/0	2-16/0	-	2-25/0	2-19/1	5-40/0	
PEAD, Isaiah	24-183/1	4-28/0	DNP	-	4-9/0	-	2-0/0	2-27/0	4-28/0	4-19/0	2-36/1	2-36/0	
MCCLUNG, A.	18-173/1	DNP	-	DNP	4-58/0	-	1-5/0	-	-	4-28/0	4-36/1	5-46/0	
ROBINSON, A.	6-65/1	DNP	-	-	2-19/1	-	-	-	1-7/0	-	3-39/0	DNP	
HAZELTON, Vidal	6-63/0	6-63/0	DNP	DNP	DNP	DNP	DNP	DNP	DNP	DNP	DNP	DNP	
WOODARD, Orion	2-18/0	-	-	-	-	1-9/0	-	-	1-9/0	-	-	-	
GOEBEL, John	5-17/1	-	1-8/0	-	1-4/1	-	-	-	2-6/0	1--1/0	-	-	
WINN, George	1-6/0	DNP	-	-	-	-	DNP	-	1-6/0	-	-	-	
WILLIAMS, D.	1-5/0	-	-	1-5/0	-	DNP	DNP	DNP	DNP	DNP	DNP	DNP	

INDIVIDUAL GAME-BY-GAME DEFENSE ...

TOTAL TACKLES

PLAYER	UA-A	TOT	FSU	ISU	NCST	OKLA	MIA	LOU	USF	SYR	WVU	RUT	CONN	PITT
SCHAFFER, JK	59-42	101	2-5	4-5	6-10	8-5	3-1	5-2	4-0	8-1	9-7	6-1	4-5	
BOMAR, Maalik	44-22	66	4-1	4-0	5-3	7-3	3-3	4-1	5-1	3-1	3-2	1-1	5-6	
JOHNSON, Reuben	47-12	59	4-4	2-0	3-1	7-1	3-1	9-2	6-0	3-0	6-3	3-0	1-0	
STEWART, Walter	42-14	56	2-0	1-0	2-1	5-1	2-3	7-2	6-0	11-2	3-4	1-0	2-1	
MILLS, Brandon	36-14	50	1-0	3-0	3-2	5-0	1-0	2-1	3-4	1-1	3-4	9-1	5-1	
FREY, Drew	34-13	47	2-2	3-2	1-1	DNP	4-0	5-1	1-2	7-0	2-1	2-1	7-3	
WOLFE, Derek	22-19	41	4-4	3-2	1-1	2-3	-	2-1	2-0	-	3-4	3-0	2-4	
RICHARDSON, Wes	26-15	41	1-3	3-1	4-3	5-1	2-0	DNP	-	1-2	5-2	3-0	2-3	
HUGHES, John	22-19	41	2-1	1-0	3-2	2-1	1-0	1-2	2-4	3-0	4-3	-	3-6	
CHEATHAM, C.	29-10	39	1-1	2-1	1-1	7-0	1-2	2-0	3-0	3-1	4-2	2-1	3-1	
GIORDANO, Dan	23-13	36	3-3	-	4-1	3-3	1-1	4-1	2-1	3-0	0-2	1-0	2-1	
LAMBERT, Pat	13-10	23	1-0	3-3	2-2	1-2	3-3	1-0	1-0	-	-	1-0	-	
CHEATHAM, O.	12-8	20	-	1-0	0-1	1-0	4-3	-	1-1	1-0	2-3	2-0	DNP	
STEPP, Jordan	11-4	15	DNP	1-0	0-2	1-0	1-1	-	-	5-1	1-0	2-0	-	
WOODARD, Orion	8-4	12	0-1	2-0	0-1	-	1-0	1-0	1-0	-	0-2	3-0	-	
BATTLE, D.	8-4	12	DNP	4-1	2-3	2-0	DNP	DNP	DNP	DNP	DNP	DNP	DNP	
WILLIAMS, Chris	6-3	9	1-1	DNP	0-1	2-0	1-0	1-0	-	1-1	-	-	-	
MCCAFFERTY, C.	8-1	9	-	2-0	-	-	-	-	-	1-0	-	5-1	-	
TAYLOR, Monte	6-1	7	-	1-0	-	DNP	0-1	-	1-0	-	4-0	-	-	
DRANE, Deven	5-2	7	DNP	DNP	DNP	DNP	2-1	-	-	1-0	-	1-1	1-0	
LOZIER, Colin	6-0	6	-	4-0	-	-	-	-	DNP	-	-	2-0	-	
CHENAULT, Arryn DB	4-2	6	DNP	DNP	DNP	DNP	3-0	-	1-1	-	-	0-1	-	
HORNER, Bruce	6-0	6	-	-	-	1-0	2-0	1-0	1-0	-	1-0	-	DNP	
TRIGG, Rob	2-2	4	DNP	1-0	-	DNP	DNP	-	-	-	1-2	-	-	
DARLING, Antwan	3-1	4	DNP	-	-	1-0	-	1-1	-	-	-	-	1-0	
MEADOR, Mitch	3-1	4	1-0	-	-	-	1-0	-	-	1-0	-	-	0-1	
ARMSTRONG, R.	2-2	4	DNP	-	DNP	DNP	2-2	DNP	DNP	DNP	DNP	-	DNP	
PEAD, Isaiah	2-0	2	-	DNP	-	-	-	-	-	2-0	-	-	-	
HILTON, Tomaz	0-2	2	DNP	-	-	-	-	0-2	-	-	-	-	-	
HALEY, Reuben	0-2	2	-	0-1	0-1	-	-	-	-	-	-	-	-	
HANCOCK, Steve	1-1	2	DNP	-	DNP	-	1-0	-	-	-	0-1	-	DNP	
WINN, George	1-1	2	DNP	-	-	-	-	DNP	-	-	0-1	-	1-0	
QUETANT, Quincy	2-0	2	DNP	1-0	DNP	DNP	1-0	DNP	DNP	DNP	DNP	DNP	DNP	
GOEBEL, John	0-2	2	-	-	0-1	-	-	-	-	-	0-1	-	-	
DETEMPLE, Tom	2-0	2	-	-	-	1-0	-	-	-	-	-	1-0	-	
WITTY, Adrian	1-0	1	-	-	-	1-0	DNP	DNP	DNP	DNP	DNP	DNP	DNP	
GRIFFIN, Samuel	1-0	1	-	-	-	-	-	1-0	-	-	-	-	-	
ROBERSON, Aaron	1-0	1	-	1-0	DNP	DNP	DNP	-	DNP	-	-	-	-	
COLLAROS, Zach	1-0	1	-	-	-	-	-	-	1-0	DNP	-	-	-	
BARNETT, Marcus	1-0	1	-	-	-	-	-	1-0	-	-	-	-	-	
O'DONNELL, Pat	1-0	1	-	-	-	-	-	-	-	-	-	1-0	-	
MCCLUNG, A.	1-0	1	DNP	-	DNP	-	-	-	-	-	-	1-0	-	
MARTINEZ, Randy	1-0	1	-	-	-	-	-	-	-	-	-	-	1-0	
KELCE, Jason	1-0	1	-	-	-	-	-	-	-	-	1-0	-	-	

INDIVIDUAL GAME-BY-GAME DEFENSE ...

SACKS

PLAYER	UA-A	TOT	FSU	ISU	NCST	OKLA	MIA	LOU	USF	SYR	WVU	RUT	CONN	PITT
MILLS, Brandon	6-0	6.0	-	-	-	-	-	1.0-8	-	-	-	3.0-16	2.0-12	
GIORDANO, Dan	4-1	4.5	1.0-3	-	1.0-6	1.5-14	-	-	-	1.0-8	-	-	-	
WOLFE, Derek	4-0	4.0	1.0-2	-	-	-	-	1.0-2	-	-	1.0-11	1.0-6	-	
SCHAFER, JK	3-0	3.0	-	-	-	-	-	-	-	1.0-4	-	2.0-11	-	
BOMAR, Maalik	2-0	2.0	-	1.0-7	-	-	-	-	-	-	-	1.0-7	-	
STEWART, Walter	2-0	2.0	-	1.0-6	-	-	1.0-7	-	-	-	-	-	-	
BATTLE, D.	1-0	1.0	DNP	-	1.0-1	-	DNP	DNP	DNP	DNP	DNP	DNP	DNP	
JOHNSON, Reuben	1-0	1.0	-	-	-	-	-	-	-	1.0-12	-	-	-	
WILLIAMS, Chris	1-0	1.0	-	DNP	-	-	-	-	-	1.0-5	-	-	-	
TAYLOR, Monte	1-0	1.0	-	-	-	DNP	-	-	-	-	1.0-3	-	-	
CHEATHAM, O.	1-0	1.0	-	-	-	-	1.0-3	-	-	-	-	-	DNP	
LAMBERT, Pat	0-1	0.5	-	-	-	0.5-7	-	-	-	-	-	-	-	

TACKLES FOR A LOSS

PLAYER	UA-A	TOT	FSU	ISU	NCST	OKLA	MIA	LOU	USF	SYR	WVU	RUT	CONN	PITT
MILLS, Brandon	11-1	11.5	-	1.0-2	-	1.0-2	1.0-4	1.0-8	-	-	-	5.5-23	2.0-12	
SCHAFER, JK	8-3	9.5	-	1.0-6	0.5-1	-	-	1.0-4	-	2.0-5	1.0-2	2.0-11	2.0-5	
GIORDANO, Dan	7-2	8.0	1.0-3	-	1.0-6	1.5-14	1.5-11	1.0-1	1.0-6	1.0-8	-	-	-	
STEWART, Walter	8-0	8.0	1.0-3	1.0-6	-	1.0-1	1.0-7	2.0-3	1.0-2	1.0-2	-	-	-	
BOMAR, Maalik	7-2	8.0	1.0-4	2.0-18	-	1.0-1	-	-	1.0-4	1.0-2	-	1.5-8	0.5-1	
WOLFE, Derek	5-1	5.5	1.0-2	-	-	1.0-2	-	1.0-2	-	-	1.0-11	1.0-6	0.5-1	
HUGHES, John	2-3	3.5	-	-	-	1.0-5	-	-	1.5-5	-	-	-	1.0-0	
STEPP, Jordan	3-1	3.5	DNP	-	0.5-0	1.0-2	-	-	-	1.0-1	-	1.0-1	-	
TAYLOR, Monte	2-0	2.0	-	-	-	DNP	-	-	-	-	2.0-7	-	-	
CHEATHAM, C.	2-0	2.0	-	1.0-1	-	1.0-2	-	-	-	-	-	-	-	
JOHNSON, Reuben	2-0	2.0	-	-	-	-	-	-	-	2.0-13	-	-	-	
WILLIAMS, Chris	2-0	2.0	1.0-6	DNP	-	-	-	-	-	1.0-5	-	-	-	
BATTLE, D.	2-0	2.0	DNP	1.0-5	1.0-1	-	DNP	DNP	DNP	DNP	DNP	DNP	DNP	
CHEATHAM, O.	2-0	2.0	-	-	-	-	1.0-3	-	-	-	1.0-1	-	DNP	
FREY, Drew	1-1	1.5	-	-	-	DNP	1.0-1	-	0.5-2	-	-	-	-	
LAMBERT, Pat	0-2	1.0	-	-	-	0.5-7	0.5-1	-	-	-	-	-	-	

INDIVIDUAL GAME-BY-GAME ALL-PURPOSE/SPECIAL TEAMS...

ALL-PURPOSE YARDS	TOTAL	FSU	ISU	NCST	OKLA	MIA	LOU	USF	SYR	WVU	RUT	CONN	PITT
WOODS, DJ	1822	117	96	144	283	164	140	211	174	167	291	35	
PEAD, Isaiah	1115	64	DNP	-	178	197	145	75	51	97	249	59	
BINNS, Armon	1072	55	59	95	26	115	175	158	28	115	139	107	
BARNETT, Marcus	363	-	-	61	18	-	8	174	58	3	-	41	
MCCLUNG, A.	332	DNP	-	DNP	58	-	23	26	28	28	42	127	
WILLIAMS, D.	282	3	134	133	12	DNP	DNP	DNP	DNP	DNP	DNP	DNP	
GOBEL, John	272	-	98	19	8	68	6	7	10	7	25	24	
GUIDUGLI, Ben	194	1	17	3	DNP	47	26	16	-	25	19	40	
COLLARIOS, Zach	155	-22	32	32	-17	-4	32	27	DNP	-26	17	84	
WINN, George	151	DNP	48	-	-	81	DNP	-	6	-	16	-	
HAZELTON, Vidal	104	104	DNP	DNP	DNP	DNP	DNP	DNP	DNP	DNP	DNP	DNP	
ANDERSON, Chazz	80	-	-	DNP	-	18	DNP	-4	66	DNP	-	DNP	
ROBINSON, A.	65	DNP	-	-	19	-	-	-	7	-	39	DNP	
WOODARD, Orion	18	-	-	-	-	9	-	-	9	-	-	-	
FREY, Drew	15	-	-	-	DNP	-	-	-	-	-	15	-	
KAY, Brendon	14	DNP	DNP	DNP	DNP	DNP	DNP	DNP	14	DNP	DNP	DNP	
JOHNSON, Reuben	9	-	-	-	-	-	-	-	9	-	-	-	
FEARING, Adam	6	DNP	DNP	DNP	DNP	6	DNP	DNP	DNP	DNP	DNP	DNP	
RICHARDSON, Wes	-2	-	-	-	-	-	DNP	-	-	-2	-	-	

PUNT RETURNS	TOTAL	FSU	ISU	NCST	OKLA	MIA	LOU	USF	SYR	WVU	RUT	CONN	PITT
WOODS, DJ	18-146	1-0	3-32	1--2	3-39	2-19	-	1-5	1-20	-	3-16	3-17	
MCCLUNG, A.	1-6	DNP	-	DNP	-	-	-	-	-	-	1-6	-	
TEAM	1--1	-	-	-	DNP	DNP	-	DNP	DNP	1--1	-	DNP	

KICK RETURNS	TOTAL	FSU	ISU	NCST	OKLA	MIA	LOU	USF	SYR	WVU	RUT	CONN	PITT
WOODS, DJ	31-709	1-37	1-18	-	4-73	2-73	5-80	3-69	4-96	6-135	5-128	-	
MCCLUNG, A.	8-153	DNP	-	DNP	-	-	1-18	1-26	1-28	-	-	5-81	
WILLIAMS, D.	8-133	-	1-17	6-104	1-12	DNP	DNP	DNP	DNP	DNP	DNP	DNP	
GOBEL, John	4-61	-	1-15	-	-	-	-	-	-	-	2-26	1-20	
HAZELTON, Vidal	3-41	3-41	DNP	DNP	DNP	DNP	DNP	DNP	DNP	DNP	DNP	DNP	
BARNETT, Marcus	1-30	-	-	-	-	-	-	-	1-30	-	-	-	

INT RETURNS	TOTAL	FSU	ISU	NCST	OKLA	MIA	LOU	USF	SYR	WVU	RUT	CONN	PITT
FREY, Drew	2-15	-	-	-	DNP	-	-	-	-	-	1-15	1-0	
RICHARDSON, Wes	2--2	-	-	-	-	-	DNP	-	-	1--2	1-0	-	
LAMBERT, Pat	1-0	1-0	-	-	-	-	-	-	-	-	-	-	
SCHAFER, JK	1-0	-	-	-	1-0	-	-	-	-	-	-	-	
JOHNSON, Reuben	1-9	-	-	-	-	-	-	-	1-9	-	-	-	

FUMBLES FORCED	TOTAL	FSU	ISU	NCST	OKLA	MIA	LOU	USF	SYR	WVU	RUT	CONN	PITT
MILLS, Brandon	3	1	-	1	-	-	-	-	-	-	1	-	
MILLS, Brandon	3	1	-	1	-	-	-	-	-	-	1	-	
BOMAR, Maalik	2	-	-	1	1	-	-	-	-	-	-	-	
SCHAFER, JK	2	-	-	-	-	-	-	-	1	1	-	-	
RICHARDSON, Wes	1	-	-	-	-	-	DNP	-	-	-	1	-	
GIORDANO, Dan	1	1	-	-	-	-	-	-	-	-	-	-	
STEPP, Jordan	1	DNP	-	-	-	-	-	-	1	-	-	-	
CHEATHAM, C.	1	-	1	-	-	-	-	-	-	-	-	-	

FUMBLES RECOVERED	TOTAL	FSU	ISU	NCST	OKLA	MIA	LOU	USF	SYR	WVU	RUT	CONN	PITT
RICHARDSON, Wes	3	-	-	2	-	-	DNP	-	-	1	-	-	
HALEY, Reuben	1	-	1	-	-	-	-	-	-	-	-	-	
HUGHES, John	1	-	-	-	-	-	-	-	1	-	-	-	

INDIVIDUAL SINGLE-GAME CAREER HIGHS ...

ANDERSON, Chazz

Points scored: 6, at Marshall, 10/03/08; Rutgers, 10/11/08
 Touchdowns: 1, at Marshall, 10/03/08; Rutgers, 10/11/08
 Rush attempts: 13, Syracuse, 10/30/10
 Rush yards: 66, Syracuse, 10/30/10 (13 carries)
 Rush TDs: 1, at Marshall, 10/03/08; Rutgers, 10/11/08
 Long rush: 20, Syracuse, 10/30/10
 Pass attempts: 33, Syracuse, 10/30/10
 Pass completions: 21, Rutgers, 10/11/08
 Pass yards: 239, Rutgers, 10/11/08
 Pass TDs: 2, at Marshall, 10/03/08
 Had intercepted: 2, at Connecticut, 10/25/08
 Long pass: 41, at Connecticut, 10/25/08
 Total offense attempts: 46, Syracuse, 10/30/10 (13 rush,33 pass)
 Total offense yards: 227, Rutgers, 10/11/08 (-12 rush,239 pass)
 All-purpose yards: 66, Syracuse, 10/30/10
 Tackles: 1, at Connecticut, 10/25/08 (1-0)

ARMSTRONG, Robby

Tackles: 7, at Oregon State, 09/19/09 (4-3)
 Sacks: 1.0, at Oregon State, 09/19/09 (1-0)
 Tackles for loss: 1.0, at Oregon State, 09/19/09 (1-0)

BARNETT, Marcus

Points scored: 18, at Syracuse, Nov 24, 2007
 Touchdowns: 3, at Syracuse, Nov 24, 2007
 Rush attempts: 2, Eastern Kentucky, 08/28/08
 Rush yards: 13, at Marshall, 10/03/08 (1 carries)
 Long rush: 13, at Marshall, 10/03/08
 Pass attempts: 1, at Oklahoma, 09/06/08; at USF, Nov 03, 2007
 Pass completions: 1, at USF, Nov 03, 2007
 Pass yards: 76, at USF, Nov 03, 2007
 Long pass: 76, at USF, Nov 03, 2007
 Receptions: 11, at Syracuse, Nov 24, 2007
 Receiving yards: 210, West Virginia, Nov 17, 2007 (10 receptions)
 Receiving TDs: 3, at Syracuse, Nov 24, 2007
 Long reception: 80, at San Diego State, Sep 29, 2007
 Total offense attempts: 2, Eastern Kentucky, 08/28/08 (2 rush,0 pass);
 at USF, Nov 03, 2007 (1 rush,1 pass)
 Total offense yards: 85, at USF, Nov 03, 2007 (9 rush,76 pass)
 All-purpose yards: 210, West Virginia, Nov 17, 2007
 Punt return yards: 1, Oregon State, Sep 06, 2007 (0 returns)
 Long punt return: 1, Oregon State, Sep 06, 2007
 Long punt return: 1, Oregon State, Sep 06, 2007
 Kick returns: 1, at Rutgers, 09/07/09; Syracuse, 10/30/10
 Kick return yards: 30, Syracuse, 10/30/10 (1 returns)
 Long kick return: 30, Syracuse, 10/30/10
 Tackles: 2, Fresno State, 09/26/09 (2-0)
 Pass breakups: 1, Fresno State, 09/26/09

BATTLE, Dominique

Interceptions: 1, SEMO, 09/12/09; at Pittsburgh, 12/05/09
 Tackles: 10, Connecticut, 11/07/09 (8-2)
 Tackles for loss: 1.0, 4 times
 Fumbles forced: 1, SEMO, 09/12/09
 Pass breakups: 1, 5 times

BINNS, Armon

Points scored: 18, at Louisville, 10/15/10
 Touchdowns: 3, at Louisville, 10/15/10
 Receptions: 12, USF, 10/22/10
 Receiving yards: 175, at Louisville, 10/15/10 (8 receptions)
 Receiving TDs: 3, at Louisville, 10/15/10
 Long reception: 81, at Syracuse, 10/31/09
 All-purpose yards: 175, at Louisville, 10/15/10

BOMAR, Maalik

Tackles: 11, at Connecticut, 11/27/10 (5-6)
 Sacks: 1.0, Indiana State, 09/11/10 (1-0); Rutgers, 11/20/10 (1-0);
 Tackles for loss: 2.0, Indiana State, 09/11/10 (2-0)
 Fumbles forced: 1, Oklahoma, 09/25/10; at NC State, 09/16/10

CHEATHAM, Camerron

Tackles: 7, Oklahoma, 09/25/10 (7-0)
 Tackles for loss: 1.0, Oklahoma, 09/25/10 (1-0), Indiana State, 09/11/10 (1-0)
 Fumbles forced: 1, Indiana State, 09/11/10
 Pass breakups: 2, at Connecticut, 11/27/10

CHEATHAM, Obadiah

Tackles: 7, Miami (OH), 10/09/10 (4-3)
 Sacks: 1.0, Miami (OH), 10/09/10 (1-0)
 Tackles for loss: 1.0, Miami (OH), 10/09/10 (1-0);
 at WVU, 11/13/10 (1-0)
 Pass breakups: 1, Indiana State, 09/11/10

CHENAULT, Arryn

Tackles: 3, Miami (OH), 10/09/10 (3-0)

COLLARIOS, Zach

Points scored: 12, at USF, 10/15/09; Connecticut, 11/07/09
 Touchdowns: 2, at USF, 10/15/09; Connecticut, 11/07/09
 Rush attempts: 22, at NC State, Sep 16, 2010
 Rush yards: 132, at USF, 10/15/09 (10 carries)
 Rush TDs: 2, at USF, 10/15/09; Connecticut, 11/07/09
 Long rush: 75, at USF, 10/15/09
 Pass attempts: 53, USF, 10/22/10
 Pass completions: 30, USF, 10/22/10
 Pass yards: 480, Connecticut, 11/07/09
 Pass TDs: 5, at Louisville, 10/15/10
 Had intercepted: 4, at Connecticut, 11/27/10
 Long pass: 81, at Syracuse, 10/31/09
 Total offense attempts: 65, at Connecticut, 11/27/10 (15 rush,50 pass)
 Total offense yards: 555, Connecticut, 11/07/09 (75 rush,480 pass)
 All-purpose yards: 132, at USF, 10/15/09
 Punt attempts: 1, USF, 10/22/10
 Punt yards: 35, USF, 10/22/10 (1 punts)
 Longest punt: 35, USF, 10/22/10
 Tackles: 1, USF, 10/22/10 (1-0); at Hawai'i, 12/06/08 (1-0)

DARLING, Antwan

Tackles: 2, at Louisville, 10/15/10 (1-1)

DETEMPLE, Tom

Tackles: 1, Oklahoma, 09/25/10 (1-0); Rutgers, 11/20/10 (1-0)

DRANE, Deven

Tackles: 3, Miami (OH), 10/09/10 (2-1)

FEARING, Adam

Rush attempts: 2, Miami (OH), 10/09/10
 Rush yards: 6, Miami (OH), 10/09/10 (2 carries)
 Long rush: 4, Miami (OH), 10/09/10
 Total offense attempts: 2, Miami (OH), 10/09/10 (2 rush,0 pass)
 Total offense yards: 6, Miami (OH), 10/09/10 (6 rush,0 pass)
 All-purpose yards: 6, Miami (OH), 10/09/10

FREY, Drew

All-purpose yards: 15, Rutgers, 11/20/10
 Interceptions: 1, 4 times
 Long interception return: 15, Rutgers, 11/20/10
 Tackles: 12, at Oregon State, 09/19/09 (7-5)
 Sacks: 1.0, at Miami (OH), 10/03/09 (1-0)
 Tackles for loss: 1.5, at Oregon State, 09/19/09 (1-0)
 Pass breakups: 1, 5 times

GIORDANO, Dan

Tackles: 9, Fresno State, 09/26/09 (5-4)
 Sacks: 1.5, Oklahoma, 09/25/10 (1-1)
 Tackles for loss: 1.5, 4 times
 Fumbles forced: 1, at Fresno State, 09/04/10
 Pass breakups: 1, Louisville, 10/24/09; Syracuse, 10/30/10

GOEBEL, John

Points scored: 12, Miami (OH), 09/20/08; Indiana State, 09/11/10
 Touchdowns: 2, Miami (OH), 09/20/08; Indiana State, 09/11/10
 Rush attempts: 17, USF, 10/30/08
 Rush yards: 78, USF, 10/30/08 (17 carries)
 Rush TDs: 2, Miami (OH), 09/20/08; Indiana State, 09/11/10
 Long rush: 37, at Louisville, 11/14/08
 Receptions: 3, 4 times
 Receiving yards: 68, at Connecticut, 10/25/08 (3 receptions);
 at West Virginia, 11/08/08 (3 receptions)
 Receiving TDs: 1, Oklahoma, 09/25/10
 Long reception: 66, at West Virginia, 11/08/08
 Total offense attempts: 17, USF, 10/30/08 (17 rush,0 pass)
 Total offense yards: 78, USF, 10/30/08 (78 rush,0 pass)
 All-purpose yards: 144, USF, 10/30/08
 Kick returns: 3, at Hawai'i, 12/06/08
 Kick return yards: 90, at Hawai'i, 12/06/08 (3 returns)
 Long kick return: 43, Miami (OH), 09/20/08
 Tackles: 2, Connecticut, 11/07/09 (1-1)

GRIFFIN, Samuel

Tackles: 1, at Louisville, 10/15/10 (1-0)

GUIDUGLI, Ben

Points scored: 12, Illinois, 11/27/09
 Touchdowns: 2, Illinois, 11/27/09
 Receptions: 7, Illinois, 11/27/09
 Receiving yards: 149, Illinois, 11/27/09 (7 receptions)
 Receiving TDs: 2, Illinois, 11/27/09
 Long reception: 59, Illinois, 11/27/09
 All-purpose yards: 149, Illinois, 11/27/09
 Tackles: 1, vs Virginia Tech, 01/01/09 (1-0); at USF, 10/15/09 (1-0)

HALEY, Reuben

Tackles: 1, four times
 Fumbles recovered: 1, Indiana State, 09/11/10

HANCOCK, Steve

Tackles: 1, four times
 Sacks: 1.0, Louisville, 10/24/09 (1-0)
 Tackles for loss: 1.0, SEMO, 09/12/09 (1-0); Louisville, 10/24/09 (1-0)

HAZELTON, Vidal

Receptions: 6, at Fresno State, 09/04/10
 Receiving yards: 63, at Fresno State, 09/04/10 (6 receptions)
 Long reception: 24, at Fresno State, 09/04/10
 All-purpose yards: 104, at Fresno State, 09/04/10
 Kick returns: 3, at Fresno State, 09/04/10
 Kick return yards: 41, at Fresno State, 09/04/10 (3 returns)
 Long kick return: 18, at Fresno State, 09/04/10

HILTON, Tomaz

Tackles: 4, at Marshall, 10/03/08 (1-3)

HORNER, Bruce

Tackles: 2, Miami (OH), 10/09/10 (2-0)

INDIVIDUAL SINGLE-GAME CAREER HIGHS ...

HOWARD, Jamar

Receptions: 2, at Rutgers, 09/07/09
 Receiving yards: 41, at Rutgers, 09/07/09 (2 receptions)
 Long reception: 32, at Rutgers, 09/07/09
 All-purpose yards: 41, at Rutgers, 09/07/09

HUGHES, John

Tackles: 7, at WVU, 11/13/10 (4-3)
 Sacks: 1.5, at USF, 10/15/09 (1-1)
 Tackles for loss: 1.5, 4 times
 Fumbles forced: 1, vs Virginia Tech, 01/01/09
 Fumbles recovered: 1, Syracuse, 10/30/10
 Pass breakups: 1, at NC State, Sep 16, 2010

JOHNSON, Reuben

All-purpose yards: 9, Syracuse, 10/30/10
 Interceptions: 1, Syracuse, 10/30/10
 Long interception return: 9, Syracuse, 10/30/10
 Tackles: 11, at Louisville, 10/15/10 (9-2)
 Sacks: 1.0, Syracuse, 10/30/10 (1-0)
 Tackles for loss: 2.0, Syracuse, 10/30/10 (2-0)
 Fumbles recovered: 1, Louisville, 10/24/09
 Pass breakups: 2, Indiana State, 09/11/10

KAY, Brendon

Rush attempts: 3, SEMO, 09/12/09
 Rush yards: 22, SEMO, 09/12/09 (3 carries)
 Long rush: 8, SEMO, 09/12/09
 Pass attempts: 6, Syracuse, 10/30/10
 Pass completions: 3, Syracuse, 10/30/10
 Pass yards: 20, Syracuse, 10/30/10
 Long pass: 19, SEMO, 09/12/09
 Total offense attempts: 8, Syracuse, 10/30/10 (2 rush, 6 pass)
 Total offense yards: 41, SEMO, 09/12/09 (22 rush, 19 pass)
 All-purpose yards: 22, SEMO, 09/12/09

KELCE, Jason

Tackles: 2, vs Southern Miss, Dec 22, 2007 (2-0)

KELCE, Travis

Points scored: 12, at Rutgers, 09/07/09
 Touchdowns: 2, at Rutgers, 09/07/09
 Rush attempts: 3, at Rutgers, 09/07/09
 Rush yards: 19, vs Florida, 01/01/10 (1 carries)
 Rush TDs: 2, at Rutgers, 09/07/09
 Long rush: 19, vs Florida, 01/01/10
 Receptions: 1, SEMO, 09/12/09
 Receiving yards: 3, SEMO, 09/12/09 (1 reception)
 Long reception: 3, SEMO, 09/12/09
 Total offense attempts: 3, at Rutgers, 09/07/09 (3 rush, 0 pass)
 Total offense yards: 19, vs Florida, 01/01/10 (19 rush, 0 pass)
 All-purpose yards: 19, vs Florida, 01/01/10
 Tackles: 1, at Rutgers, 09/07/09 (0-1)

LAMBERT, Pat

Interceptions: 1, at Fresno State, 09/04/10
 Tackles: 6, Indiana State, 09/11/10 (3-3); Miami (OH), 10/09/10 (3-3)
 Sacks: .5, Oklahoma, 09/25/10 (0-1)
 Tackles for loss: .5, Oklahoma, 09/25/10 (0-1)

LOZIER, Colin

Tackles: 4, Indiana State, 09/11/10

MARTINEZ, Randy

Tackles: 1, at Connecticut, 11/27/10 (1-0)

MCCAFFERTY, Collin

Tackles: 6, Rutgers, 11/20/10 (5-1)
 Fumbles forced: 1, SEMO, 09/12/09

MCCLUNG, Anthony

Points scored: 6, Rutgers, 11/20/10
 Touchdowns: 1, Rutgers, 11/20/10
 Receptions: 5, at Connecticut, 11/27/10
 Receiving yards: 58, Oklahoma, 09/25/10 (4 receptions)
 Receiving TDs: 1, Rutgers, 11/20/10
 Long reception: 25, Oklahoma, 09/25/10
 All-purpose yards: 127, at Connecticut, 11/27/10
 Punt returns: 1, Rutgers, 11/20/10
 Punt return yards: 6, Rutgers, 11/20/10 (1 return)
 Long punt return: 6, Rutgers, 11/20/10
 Kick returns: 5, at Connecticut, 11/27/10
 Kick return yards: 81, at Connecticut, 11/27/10 (5 returns)
 Long kick return: 28, Syracuse, 10/30/10
 Tackles: 1, Rutgers, 11/20/10 (1-0)

MEADOR, Mitch

Tackles: 1, at Fresno State, 09/04/10 (1-0); Miami (OH), 10/09/10 (1-0);
 Syracuse, 10/30/10 (1-0)

MILLS, Brandon

Tackles: 10, Rutgers, 11/20/10 (9-1)
 Sacks: 3.0, Rutgers, 11/20/10 (3-0)
 Tackles for loss: 5.5, Rutgers, 11/20/10 (5-0)
 Fumbles forced: 1, 4 times

O'DONNELL, Pat

Punt attempts: 8, at Fresno State, 09/04/10; at WVU, 11/13/10
 Punt yards: 326, at WVU, 11/13/10 (8 punts)
 Longest punt: 61, Oklahoma, 09/25/10
 Tackles: 1, Rutgers, 11/20/10 (1-0)

PEAD, Isaiah

Points scored: 30, Rutgers, 11/20/10
 Touchdowns: 5, Rutgers, 11/20/10
 Rush attempts: 31, Rutgers, 11/20/10
 Rush yards: 213, Rutgers, 11/20/10 (31 carries)
 Rush TDs: 4, Rutgers, 11/20/10
 Long rush: 80, Miami (OH), 10/09/10
 Receptions: 4, 4 times
 Receiving yards: 52, at Rutgers, 09/07/09 (2 receptions)
 Receiving TDs: 1, at Rutgers, 09/07/09; Louisville, 10/24/09;
 Rutgers, 11/20/10
 Long reception: 41, at Rutgers, 09/07/09
 Total offense attempts: 31, Rutgers, 11/20/10 (31 rush, 0 pass)
 Total offense yards: 213, Rutgers, 11/20/10 (213 rush, 0 pass)
 All-purpose yards: 249, Rutgers, 11/20/10
 Kick returns: 1, at Hawai'i, 12/06/08
 Kick return yards: 21, at Hawai'i, 12/06/08 (1 return)
 Long kick return: 21, at Hawai'i, 12/06/08
 Tackles: 2, Syracuse, 10/30/10 (2-0)

QUETANT, Quincy

Tackles: 1, Indiana State, 09/11/10 (1-0); Miami (OH), 10/09/10 (1-0)

RAINS, Jared

Tackles: 1, Louisville, 10/24/09 (0-1)
 Pass breakups: 1, Louisville, 10/24/09

RICHARDSON, Wesley

All-purpose yards: -2, at WVU, 11/13/10
 Interceptions: 1, at WVU, 11/13/10; Rutgers, 11/20/10
 Tackles: 7, at NC State, 09/16/10 (4-3); at WVU, 11/13/10 (5-2)
 Tackles for loss: .5, Illinois, 11/27/09 (0-0)
 Fumbles forced: 1, Louisville, 10/24/09; Rutgers, 11/20/10
 Fumbles recovered: 2, at NC State, 09/16/10

ROBERSON, Aaron

Tackles: 1, Indiana State, 09/11/10

ROBINSON, Adrien

Points scored: 6, Oklahoma, 09/25/10; at Syracuse, 10/31/09
 Touchdowns: 1, Oklahoma, 09/25/10; at Syracuse, 10/31/09
 Receptions: 3, West Virginia, 11/13/09; Rutgers, 11/20/10
 Receiving yards: 74, Connecticut, 11/07/09 (2 receptions)
 Receiving TDs: 1, Oklahoma, 09/25/10; at Syracuse, 10/31/09
 Long reception: 54, Connecticut, 11/07/09
 All-purpose yards: 74, Connecticut, 11/07/09

ROGERS, Jacob

Points scored: 17, Connecticut, 11/07/09
 Kick PATs: 10, SEMO, 09/12/09
 Points by kicking: 17, Connecticut, 11/07/09
 Rush attempts: 1, at Pittsburgh, 12/05/09; at USF, Nov 03, 2007
 Rush yards: 3, at Pittsburgh, 12/05/09 (1 carries)
 Long rush: 3, at Pittsburgh, 12/05/09
 Total offense attempts: 1, at Pittsburgh, 12/05/09 (1 rush, 0 pass);
 at USF, Nov 03, 2007 (1 rush, 0 pass)
 Total offense yards: 3, at Pittsburgh, 12/05/09 (3 rush, 0 pass)
 All-purpose yards: 3, at Pittsburgh, 12/05/09
 Field goals made: 4, Connecticut, 11/07/09
 Field goal attempts: 4, Connecticut, 11/07/09
 Longest field goal: 55, Oregon State, 09/06/07
 Punt attempts: 7, at USF, 10/15/09
 Punt yards: 316, at USF, 10/15/09 (7 punts)
 Longest punt: 54, 4 times
 Tackles: 2, SE Missouri State, Aug 30, 2007 (1-1)

SCHAFFER, JK

All-purpose yards: 13, at Miami (OH), 10/03/09
 Interceptions: 1, 4 times
 Long interception return: 13, at Miami (OH), 10/03/09
 Tackles: 16, at NC State, 09/16/10 (6-10); at WVU, 11/13/10;
 at Connecticut, 11/27/10 (1-0)
 Sacks: 2.0, Rutgers, 11/20/10 (2-0)
 Tackles for loss: 2.0, Syracuse, 10/30/10 (2-0); Rutgers, 11/20/10 (2-0)
 Fumbles forced: 1, at Akron, 09/27/08; Syracuse, 10/30/10;
 at WVU, 11/13/10
 Pass breakups: 2, Fresno State, 09/26/09

STEPP, Jordan

Tackles: 6, Syracuse, 10/30/10 (5-1)
 Tackles for loss: 1.0, Oklahoma, 09/25/10 (1-0);
 Syracuse, 10/30/10 (1-0); Rutgers, 11/20/10 (1-0)
 Fumbles forced: 1, Syracuse, 10/30/10

STEWART, Walter

All-purpose yards: -2, Louisville, 10/24/09
 Interceptions: 1, Louisville, 10/24/09
 Tackles: 13, Syracuse, 10/30/10 (11-2)
 Sacks: 2.5, at Oregon State, 09/19/09 (2-1)
 Tackles for loss: 2.5, at Oregon State, 09/19/09 (2-1)
 Fumbles forced: 1, at Oregon State, 09/19/09
 Pass breakups: 1, Miami (OH), 10/09/10

TAYLOR, Monte

Tackles: 4, at WVU, 11/13/10 (4-0)
 Sacks: 1.0, at WVU, 11/13/10 (1-0)
 Tackles for loss: 2.0, at WVU, 11/13/10 (2-0)

THOMPSON, Ricardo

Kick returns: 1, at Oregon State, 09/19/09; Fresno State, 09/26/09

INDIVIDUAL SINGLE-GAME CAREER HIGHS ...

TRIGG, Rob

Tackles: 6, SEMO, 09/12/09 (3-3)
Tackles for loss: 2.5, SEMO, 09/12/09 (2-0)

WILLIAMS, Chris

Tackles: 2, 4 times
Sacks: 1.0, Syracuse, 10/30/10 (1-0)
Tackles for loss: 1.0, at Fresno State, 09/04/10 (1-0);
Syracuse, 10/30/10 (1-0)
Pass breakups: 1, Rutgers, 11/20/10

WILLIAMS, Darrin

Points scored: 6, SEMO, 09/12/09
Touchdowns: 1, SEMO, 09/12/09
Rush attempts: 13, Indiana State, 09/11/10
Rush yards: 117, Indiana State, 09/11/10 (13 carries)
Long rush: 23, Indiana State, 09/11/10
Receptions: 2, West Virginia, 11/13/09
Receiving yards: 7, West Virginia, 11/13/09 (2 receptions)
Long reception: 5, West Virginia, 11/13/09; Illinois, 11/27/09
Total offense attempts: 13, Indiana State, 09/11/10 (13 rush, 0 pass)
Total offense yards: 118, Indiana State, 09/11/10 (117 rush, 0 pass)
All-purpose yards: 134, Indiana State, 09/11/10
Kick returns: 6, at NC State, 09/16/10
Kick return yards: 104, at NC State, 09/16/10 (6 returns)
Long kick return: 100, SEMO, 09/12/09

WINN, George

Rush attempts: 19, Miami (OH), 10/09/10
Rush yards: 81, Miami (OH), 10/09/10 (19 carries)
Long rush: 22, Miami (OH), 10/09/10
Receptions: 1, SEMO, 09/12/09; Syracuse, 10/30/10
Receiving yards: 19, SEMO, 09/12/09 (1 reception)
Long reception: 19, SEMO, 09/12/09
Total offense attempts: 19, Miami (OH), 10/09/10 (19 rush, 0 pass)
Total offense yards: 81, Miami (OH), 10/09/10 (81 rush, 0 pass)
All-purpose yards: 81, Miami (OH), 10/09/10
Tackles: 1, at WVU, 11/13/10 (0-1); at Connecticut, 11/27/10 (1-0)

WITTY, Adrien

Tackles: 1, Oklahoma, 09/25/10 (1-0)

WOLFE, Derek

Tackles: 8, at Fresno State, 09/04/10 (4-4); Fresno State, 09/26/09 (5-3)
Sacks: 2.0, at Miami (OH), 10/03/09 (2-0)
Tackles for loss: 2.0, at Miami (OH), 10/03/09 (2-0)
Fumbles forced: 1, at Syracuse, 10/31/09
Fumbles recovered: 1, at Syracuse, 10/31/09
Pass breakups: 1, Miami (OH), 10/09/10

WOODARD, Orion

Receiving yards: 9, Miami (OH), 10/09/10 (1 reception);
Syracuse, 10/30/10 (1 reception)
Long reception: 9, Miami (OH), 10/09/10; Syracuse, 10/30/10
All-purpose yards: 9, Miami (OH), 10/09/10; Syracuse, 10/30/10
Tackles: 3, Rutgers, 11/20/10 (3-0)
Fumbles recovered: 1, SEMO, 09/12/09

WOODS, DJ

Points scored: 12, 4 times
Touchdowns: 2, 4 times
Rush attempts: 4, Rutgers, 11/20/10
Rush yards: 50, Rutgers, 11/20/10 (4 carries)
Rush TDs: 1, Miami (OH), 10/09/10; Rutgers, 11/20/10
Long rush: 40, Rutgers, 11/20/10
Receptions: 9, USF, 10/22/10
Receiving yards: 171, Oklahoma, 09/25/10 (7 receptions)
Receiving TDs: 2, at NC State, 09/16/10; at Louisville, 10/15/10
Long reception: 69, Oklahoma, 09/25/10
Total offense attempts: 4, Rutgers, 11/20/10 (4 rush, 0 pass)
Total offense yards: 50, Rutgers, 11/20/10 (50 rush, 0 pass)
All-purpose yards: 291, Rutgers, 11/20/10
Punt returns: 3, 5 times
Punt return yards: 49, at Connecticut, 10/25/08 (3 returns)
Long punt return: 40, at Connecticut, 10/25/08
Kick returns: 6, at WVU, 11/13/10
Kick return yards: 135, at WVU, 11/13/10 (6 returns)
Long kick return: 47, Rutgers, 11/20/10
Tackles: 1, at Oregon State, 09/19/09 (0-1); West Virginia, 11/13/09 (1-0)

INDIVIDUAL SINGLE-GAME SUPERLATIVES ...

100-YARD RECEIVING GAMES

#85 MARCUS BARNETT (3)

Opp	Date	Rec	Yards	TD	Long
USF	10/22/10	9	174	1	69
at Syracuse	11/24/07	11	127	3	33
West Virginia	11/17/07	10	210	2	70

#80 ARMON BINNS (9)

Opp	Date	Rec	Yards	TD	Long
at Connecticut	11/27/10	9	107	1	15
Rutgers	11/20/10	6	139	0	35
at West Virginia	11/13/10	10	115	0	23
USF	10/22/10	12	158	2	20
at Louisville	10/15/10	8	175	3	62
Miami (OH)	10/09/10	5	115	2	48
at Pittsburgh	12/05/09	5	104	1	31
Connecticut	11/07/09	5	108	1	41
at Syracuse	10/31/09	5	138	2	81

#19 BEN GUIDUGLI (1)

Opp	Date	Rec	Yards	TD	Long
Illinois	11/27/09	7	149	2	59

#3 DJ WOODS (6)

Opp	Date	Rec	Yards	TD	Long
USF	10/22/10	9	137	0	29
Oklahoma	09/25/10	7	171	1	69
at NC State	09/16/10	6	146	2	68
at Oregon State	09/19/09	7	117	1	45

100-YARD RUSHING GAMES

#12 ZACH COLLAROS (1)

Opp	Date	Att	Yards	TD	Long
at USF	10/15/09	10	132	2	75

#23 ISAIAH PEAD (5)

Opp	Date	Att	Yards	TD	Long
Rutgers	11/20/10	31	213	4	30
at Louisville	10/15/10	21	145	0	33
Miami (OH)	10/09/10	10	197	1	80
Oklahoma	09/25/10	21	169	0	35
West Virginia	11/13/09	18	175	1	52

#10 DARRIN WILLIAMS (1)

Opp	Date	Att	Yards	TD	Long
Indiana State	09/11/10	13	117	0	23

300-YARD PASSING GAMES

#12 ZACH COLLAROS (8)

Opp	Date	A-C-I	Yards	TD	Long
Rutgers	11/20/10	23-39-1	366	4	35
USF	10/22/10	30-53-1	463	3	69
Oklahoma	09/25/10	23-38-1	305	3	69
at NC State	09/16/10	19-31-0	310	3	68
West Virginia	11/13/09	17-24-1	205	0	27
Connecticut	11/07/09	29-37-0	480	1	54
at Syracuse	10/31/09	22-28-0	295	4	81
Louisville	10/24/09	15-17-0	253	3	31

PLAYER PARTICIPATION ...

Name	GP/GS	FSU	ISU	NCST	OKLA	MIA	LOU	USF	SYR	WVU	RUT	CONN	PITT
14 ANDERSON, Chazz	7/1	XXX	XXX	...	XXX	XXX	...	XXX	START	...	XXX	...	
86 ANNEN, Blake	10/-	XXX	XXX	XXX	XXX	XXX	XXX	XXX	XXX	XXX	XXX	...	
43 ARMSTRONG, R.	3/-	...	XXX	XXX	XXX	...	
85 BARNETT, Marcus	11/10	XXX	START	START	START	START	START	START	START	START	START	START	
9 BATTLE, D.	3/3	...	START	START	START	
80 BINNS, Armon	11/11	START	START	START	START	START	START	START	START	START	START	START	
4 BOMAR, Maalik	11/11	START	START	START	START	START	START	START	START	START	START	START	
76 BUJNOCH, Austen	3/-	...	XXX	XXX	XXX	...	
21 CHEATHAM, C.	11/9	START	XXX	START	XXX	START	START	START	START	START	START	START	
57 CHEATHAM, O.	10/-	XXX	XXX	XXX	XXX	XXX	XXX	XXX	XXX	XXX	XXX	...	
2C CHENAULT, Arryn	7/-	XXX	XXX	XXX	XXX	XXX	XXX	XXX	
70 COBB, CJ	11/11	START	START	START	START	START	START	START	START	START	START	START	
12 COLLAROS, Zach	10/10	START	START	START	START	START	START	START	...	START	START	START	
79 CURETON, Andre	3/-	...	XXX	XXX	XXX	...	
42 DARLING, Antwan	10/-	...	XXX	XXX	XXX	XXX	XXX	XXX	XXX	XXX	XXX	XXX	
72 DAVIS, Evan	6/1	START	XXX	XXX	XXX	...	XXX	...	XXX	...	
96 DETEMPLE, Tom	11/-	XXX	XXX	XXX	XXX	XXX	XXX	XXX	XXX	XXX	XXX	XXX	
3D DRANE, Deven	7/1	XXX	XXX	XXX	XXX	XXX	XXX	START	
25 FEARING, Adam	1/-	XXX	
65 FRANKLIN, TJ	7/-	XXX	XXX	XXX	XXX	XXX	XXX	...	XXX	...	
26 FREY, Drew	10/10	START	START	START	...	START	START	START	START	START	START	START	
99 GIORDANO, Dan	11/10	XXX	START	START	START	START	START	START	START	START	START	START	
22 GOEBEL, John	11/-	XXX	XXX	XXX	XXX	XXX	XXX	XXX	XXX	XXX	XXX	XXX	
66 GRIFFIN, Samuel	11/11	START	START	START	START	START	START	START	START	START	START	START	
19 GUIDUGLI, Ben	10/10	START	START	START	...	START	START	START	START	START	START	START	
2H HALEY, Reuben	11/-	XXX	XXX	XXX	XXX	XXX	XXX	XXX	XXX	XXX	XXX	XXX	
5H HANCOCK, Steve	8/-	...	XXX	...	XXX	XXX	XXX	XXX	XXX	XXX	XXX	...	
7 HAZELTON, Vidal	1/1	START	
81 HILTON, Tomaz	10/-	...	XXX	XXX	XXX	XXX	XXX	XXX	XXX	XXX	XXX	XXX	
59 HOFFMAN, Alex	9/9	START	START	START	START	START	START	START	START	START	
77 HOOEY, Sean	10/2	XXX	XXX	XXX	XXX	XXX	START	START	XXX	...	XXX	XXX	
3H HORNER, Bruce	10/-	XXX	XXX	XXX	XXX	XXX	XXX	XXX	XXX	XXX	XXX	...	
40 HUGHES, John	11/11	START	START	START	START	START	START	START	START	START	START	START	
5 JOHNSON, Reuben	11/10	START	START	START	START	START	START	START	START	START	START	XXX	
11 KAY, Brendon	1/-	XXX	
60 KELCE, Jason	11/11	START	START	START	START	START	START	START	START	START	START	START	
13 LAMBERT, Pat	11/2	XXX	XXX	XXX	START	START	XXX	XXX	XXX	XXX	XXX	XXX	
4L LEGAUX, Munchie	6/-	XXX	...	XXX	XXX	XXX	XXX	XXX	
55 LOZANO, Roney	5/-	XXX	XXX	XXX	...	XXX	XXX	
47 LOZIER, Colin	10/-	XXX	XXX	XXX	XXX	XXX	XXX	...	XXX	XXX	XXX	XXX	
53 MARTINEZ, Randy	11/10	XXX	START	START	START	START	START	START	START	START	START	START	
1M MCCAFFERTY, C.	11/-	XXX	XXX	XXX	XXX	XXX	XXX	XXX	XXX	XXX	XXX	XXX	
17 MCCLUNG, A.	9/2	...	XXX	...	XXX	XXX	XXX	XXX	XXX	XXX	START	START	
46 MEADOR, Mitch	11/-	XXX	XXX	XXX	XXX	XXX	XXX	XXX	XXX	XXX	XXX	XXX	
83 MILLIGAN, Danny	8/-	XXX	XXX	XXX	XXX	XXX	...	XXX	...	XXX	XXX	...	
58 MILLS, Brandon	11/8	START	START	XXX	XXX	XXX	START	START	START	START	START	START	
34 O'DONNELL, Pat	11/-	XXX	XXX	XXX	XXX	XXX	XXX	XXX	XXX	XXX	XXX	XXX	
23 PEAD, Isaiah	10/9	START	...	XXX	START	START	START	START	START	START	START	START	
36 QUETANT, Quincy	2/-	...	XXX	XXX	
41 RAINS, Jared	1/-	...	XXX	
89 RICHARDSON, D.	8/-	...	XXX	XXX	XXX	XXX	XXX	XXX	XXX	XXX	
24 RICHARDSON, Wes	10/9	START	START	START	START	START	...	XXX	START	START	START	START	
18 ROBERSON, Aaron	7/-	XXX	XXX	XXX	...	XXX	XXX	XXX	XXX	
88 ROBINSON, A.	9/-	...	XXX	XXX	XXX	XXX	XXX	XXX	XXX	XXX	XXX	...	
97 ROGERS, Jacob	11/-	XXX	XXX	XXX	XXX	XXX	XXX	XXX	XXX	XXX	XXX	XXX	
56 RYAN, Doug	1/-	XXX	
16 SADDLER, Will	1/-	XXX	
37 SCHAFFER, JK	11/11	START	START	START	START	START	START	START	START	START	START	START	
94 STEPP, Jordan	10/-	...	XXX	XXX	XXX	XXX	XXX	XXX	XXX	XXX	XXX	XXX	
54 STEWART, Walter	11/11	START	START	START	START	START	START	START	START	START	START	START	
87 TAYLOR, Monte	10/-	XXX	XXX	XXX	...	XXX	XXX	XXX	XXX	XXX	XXX	XXX	
45 TRIGG, Rob	8/-	...	XXX	XXX	XXX	XXX	XXX	XXX	XXX	XXX	
20 WILLIAMS, Chris	10/4	START	...	XXX	START	XXX	START	START	XXX	XXX	XXX	XXX	
10 WILLIAMS, D.	4/3	XXX	START	START	START	
32 WINN, George	9/-	...	XXX	XXX	XXX	XXX	...	XXX	XXX	XXX	XXX	XXX	
8 WITTY, Adrian	4/-	XXX	XXX	XXX	XXX	
95 WOLFE, Derek	11/11	START	START	START	START	START	START	START	START	START	START	START	
84 WOODARD, Orion	11/-	XXX	XXX	XXX	XXX	XXX	XXX	XXX	XXX	XXX	XXX	XXX	
3 WOODS, DJ	11/9	START	START	START	START	START	START	START	START	START	XXX	XXX	

GAME-BY-GAME STARTERS

OFFENSE	LT	LG	C	RG	RT	TE	WR	WR	WR	RB	QB
at Fresno State	Griffin	Davis	J. Kelce	Hoffman	Cobb	Guidugli	Hazelton	Woods	Binns	Pead	Collaros
Indiana State	Griffin	Martinez	J. Kelce	Hoffman	Cobb	Guidugli	Barnett	Woods	Binns	D. Williams	Collaros
at NC State	Griffin	Martinez	J. Kelce	Hoffman	Cobb	Guidugli	Barnett	Woods	Binns	D. Williams	Collaros
Oklahoma	Griffin	Martinez	J. Kelce	Cobb	Hoffman	Robinson	Barnett	Woods	Binns	Pead	Collaros
Miami (OH)	Griffin	Martinez	J. Kelce	Cobb	Hoffman	Guidugli	Barnett	Woods	Binns	Pead	Collaros
at Louisville	Griffin	Martinez	J. Kelce	Cobb	Hooley	Guidugli	Barnett	Woods	Binns	Pead	Collaros
USF	Griffin	Martinez	J. Kelce	Cobb	Hooley	Guidugli	Barnett	Woods	Binns	Pead	Collaros
Syracuse	Griffin	Martinez	J. Kelce	Cobb	Hoffman	Guidugli	Barnett	Woods	Binns	Pead	Anderson
at West Virginia	Griffin	Martinez	J. Kelce	Cobb	Hoffman	Guidugli	Barnett	Woods	Binns	Pead	Collaros
Rutgers	Griffin	Martinez	J. Kelce	Cobb	Hoffman	Guidugli	Barnett	McClung	Binns	Pead	Collaros
at Connecticut	Griffin	Martinez	J. Kelce	Cobb	Hoffman	Guidugli	Barnett	McClung	Binns	Pead	Collaros
Pittsburgh											

DEFENSE	L	T	N	E	WLB	MLB	SLB/DB	DB	FS	SS	DB
at Fresno State	Mills	Wolfe	Hughes	Stewart	Bomar	Schaffer	C. Williams	Johnson	W. Richardson	Frey	C. Cheatham
Indiana State	Mills	Wolfe	Hughes	Giordano	Bomar	Schaffer	Stewart	Johnson	W. Richardson	Frey	Battle
at NC State	Mills	Wolfe	Hughes	Stewart	Bomar	Schaffer	C. Cheatham	Johnson	W. Richardson	Frey	Battle
Oklahoma	Stewart	Wolfe	Hughes	Giordano	Bomar	Schaffer	Lambert	Johnson	W. Richardson	C. Williams	Battle
Miami (OH)	Stewart	Wolfe	Hughes	Giordano	Bomar	Schaffer	Lambert	Johnson	W. Richardson	Frey	C. Cheatham
at Louisville	Mills	Wolfe	Hughes	Giordano	Bomar	Schaffer	Stewart	Johnson	C. Williams	Frey	C. Cheatham
USF	Mills	Wolfe	Hughes	Giordano	Bomar	Schaffer	Stewart	Johnson	C. Williams	Frey	C. Cheatham
Syracuse	Mills	Wolfe	Hughes	Giordano	Bomar	Schaffer	Stewart	Johnson	W. Richardson	Frey	C. Cheatham
at West Virginia	Mills	Wolfe	Hughes	Giordano	Bomar	Schaffer	Stewart	Johnson	W. Richardson	Frey	C. Cheatham
Rutgers	Mills	Wolfe	Hughes	Giordano	Bomar	Schaffer	Stewart	Johnson	W. Richardson	Frey	C. Cheatham
at Connecticut	Mills	Wolfe	Hughes	Giordano	Bomar	Schaffer	Stewart	Drane	W. Richardson	Frey	C. Cheatham
Pittsburgh											

START CHART

PLAYER	GS (CONSEC.)	PLAYER	GS (CONSEC.)	PLAYER	GS (CONSEC.)
Chazz Anderson, QB	3 (1)	Dan Giordano, DL	10 (10)	Anthony McClung, WR.....	2 (2)
Marcus Barnett, WR.....	36 (10)	John Goebel, RB	3 (0)	Brandon Mills, DL	9 (9)
Dominique Battle, DB.....	15 (3)	Samuel Griffin, OL	23 (16)	Isaiah Pead, RB.....	12 (8)
Maalik Bomar, LB	11 (11)	Ben Guidugli, TE.....	36 (7)	Wesley Richardson, DB	9 (4)
Armon Binns, WR	24 (24)	Vidal Hazelton, WR.....	1 (1)	Adrien Robinson, TE	1 (1)
Cameron Cheatham, DB.....	10 (7)	Alex Hoffman, OL	24 (4)	JK Schaffer, LB.....	23 (23)
C.J. Cobb, OL.....	11 (11)	Sean Hooley, OL	2 (2)	Walter Stewart, LB	23 (22)
Zach Collaros, QB.....	14 (3)	John Hughes, DL	11 (11)	Chris Williams, DB	6 (6)
Evan Davis, OL	1 (1)	Reuben Johnson, DB	10 (10)	Darrin Williams, RB.....	2 (2)
Deven Drane, DB	1 (1)	Jason Kelce, OL.....	37 (29)	Derek Wolfe, DL.....	24 (24)
Drew Frey, DB	23 (7)	Randy Martinez, OL.....	10 (10)	DJ Woods, WR.....	21 (17)

SUPERLATIVES

INDIVIDUAL GAME HIGHS

Rushes	31	PEAD, Isaiah vs Rutgers (11/20/10)
Yards Rushing	213	PEAD, Isaiah vs Rutgers (11/20/10)
TD Rushes	4	PEAD, Isaiah vs Rutgers (11/20/10)
Long Rush	80	PEAD, Isaiah vs Miami (OH) (10/09/10)
Pass attempts	53	COLLAROS, Zach vs USF (10/22/10)
Pass completions	30	COLLAROS, Zach vs USF (10/22/10)
Yards Passing	463	COLLAROS, Zach vs USF (10/22/10)
TD Passes	5	COLLAROS, Zach at Louisville (10/15/10)
Long Pass	69	COLLAROS, Zach vs Oklahoma (09/25/10)
		COLLAROS, Zach vs USF (10/22/10)
Receptions	12	BINNS, Armon vs USF (10/22/10)
Yards Receiving	175	BINNS, Armon at Louisville (10/15/10)
TD Receptions	3	BINNS, Armon at Louisville (10/15/10)
Long Reception	69	WOODS, DJ vs Oklahoma (09/25/10)
		BARNETT, Marcus vs USF (10/22/10)
Field Goals	3	ROGERS, Jacob vs Oklahoma (09/25/10)
		ROGERS, Jacob vs USF (10/22/10)
Long Field Goal	49	ROGERS, Jacob at WVU (11/13/10)
Punts	8	O'DONNELL, Pat at Fresno State (09/04/10)
		O'DONNELL, Pat at WVU (11/13/10)
Punting Avg	49.2	O'DONNELL, Pat vs Oklahoma (09/25/10)
Long Punt	61	O'DONNELL, Pat vs Oklahoma (09/25/10)
Long Punt Return	25	WOODS, DJ vs Oklahoma (09/25/10)
Long Kickoff Return	47	WOODS, DJ vs Rutgers (11/20/10)
Tackles	16	SCHAFER, JK at NC State (09/16/10)
		SCHAFER, JK at WVU (11/13/10)
Sacks	3.0	MILLS, Brandon vs Rutgers (11/20/10)
Tackles For Loss	5.5	MILLS, Brandon vs Rutgers (11/20/10)
Interceptions	1	seven times

TEAM GAME HIGHS

Rushes	46	vs Miami (OH) (10/09/10)
		vs Rutgers (11/20/10)
Yards Rushing	384	vs Miami (OH) (10/09/10)
Yards Per Rush	8.3	vs Miami (OH) (10/09/10)
TD Rushes	6	vs Rutgers (11/20/10)
Pass attempts	61	vs USF (10/22/10)
Pass completions	34	vs USF (10/22/10)
Yards Passing	512	vs USF (10/22/10)
Yards Per Pass	10.7	vs Miami (OH) (10/09/10)
TD Passes	5	at Louisville (10/15/10)
Total Plays	90	vs USF (10/22/10)
Total Offense	661	vs Rutgers (11/20/10)
Yards Per Play	9.1	vs Miami (OH) (10/09/10)
Points	69	vs Rutgers (11/20/10)
Sacks By	7	vs Rutgers (11/20/10)
First Downs	31	vs Rutgers (11/20/10)
Penalties	12	vs USF (10/22/10)
Penalty Yards	115	vs USF (10/22/10)
Turnovers	5	at Connecticut (11/27/10)
Interceptions By	2	vs Rutgers (11/20/10)

OPPONENT INDIVIDUAL GAME HIGHS

Rushes	31	TODMAN, Jordan, at Connecticut (11/27/10)
Yards Rushing	209	POWELL, Bilal, at Louisville (10/15/10)
TD Rushes	3	TODMAN, Jordan, at Connecticut (11/27/10)
Long Rush	85	POWELL, Bilal, at Louisville (10/15/10)
Pass attempts	51	Jones, Landry, vs Oklahoma (09/25/10)
Pass completions	36	Jones, Landry, vs Oklahoma (09/25/10)
Yards Passing	370	Jones, Landry, vs Oklahoma (09/25/10)
TD Passes	4	Colburn, Ryan, at Fresno State (09/04/10)
		SMITH, Geno, at WVU (11/13/10)
		DODD, Chas, vs Rutgers (11/20/10)
Long Pass	70	DANIELS, BJ, vs USF (10/22/10)
Receptions	10	Broyles, Ryan, vs Oklahoma (09/25/10)
		HARRISON, Mark, vs Rutgers (11/20/10)
Yards Receiving	240	HARRISON, Mark, vs Rutgers (11/20/10)
TD Receptions	4	HARRISON, Mark, vs Rutgers (11/20/10)
Long Reception	70	HORNES, Faron, vs USF (10/22/10)
Field Goals	2	PHILPOTT, Chris, at Louisville (10/15/10)
Long Field Goal	48	COOK, Trevor, vs Miami (OH) (10/09/10)
Punts	8	Shapiro, Andrew, at Fresno State (09/04/10)
		Way, Tress, vs Oklahoma (09/25/10)
Punting Avg	47.7	GLASHEN, Gareef, vs Rutgers (11/20/10)
Long Punt	66	GLASHEN, Gareef, vs Rutgers (11/20/10)
Long Punt Return	15	HOLMES, Mike, vs Syracuse (10/30/10)
Long Kickoff Return	42	FREY, Robbie, at Connecticut (11/27/10)
Tackles	12	Jefferson, Tony, vs Oklahoma (09/25/10)
Sacks	3.5	Harrell, Logan, at Fresno State (09/04/10)
Tackles For Loss	4.5	Harrell, Logan, at Fresno State (09/04/10)
Interceptions	1	12 times

OPPONENT TEAM GAME HIGHS

Rushes	59	at WVU (11/13/10)
Yards Rushing	245	at WVU (11/13/10)
Yards Per Rush	6.7	at Louisville (10/15/10)
TD Rushes	4	at Connecticut (11/27/10)
Pass attempts	51	vs Oklahoma (09/25/10)
Pass completions	36	vs Oklahoma (09/25/10)
Yards Passing	400	vs Rutgers (11/20/10)
Yards Per Pass	17.9	vs USF (10/22/10)
TD Passes	5	vs Rutgers (11/20/10)
Total Plays	94	vs Oklahoma (09/25/10)
Total Offense	491	at NC State (09/16/10)
Yards Per Play	7.3	vs USF (10/22/10)
Points	38	vs USF (10/22/10)
		vs Rutgers (11/20/10)
		at Connecticut (11/27/10)
Sacks By	8	at Fresno State (09/04/10)
First Downs	29	at WVU (11/13/10)
Penalties	13	vs Oklahoma (09/25/10)
Penalty Yards	113	vs Oklahoma (09/25/10)
Turnovers	2	at NC State (09/16/10)
		vs Syracuse (10/30/10)
		at WVU (11/13/10)
		vs Rutgers (11/20/10)
Interceptions By	4	at Connecticut (11/27/10)

TEAM GAME-BY-GAME STATISTICS ...

Date	Opponent	RUSHING				RECEIVING				PASSING				KICK RET			PUNT RET				TOT	
		No.	Yds	TD	Lg	No.	Yds	TD	Lg	Cmp-Att-Int	Yds	TD	Lg	No	Yds	TD	Lg	No	Yds	TD	Lg	Off
09/04/10	at Fresno State	32	15	1	12	24	219	1	25	24-41-0	219	1	25	4	78	0	37	1	0	0	0	234
09/11/10	Indiana State	45	263	3	28	11	130	2	29	11-17-0	130	2	29	3	50	0	17	3	32	0	18	393
09/16/10	at NC State	31	75	0	22	19	310	3	68	19-31-0	310	3	68	6	104	0	28	1	-2	0	0	385
09/25/10	Oklahoma	32	156	0	35	23	305	3	69	23-38-1	305	3	69	5	85	0	23	3	39	0	25	461
10/09/10	Miami (OH)	46	384	3	80	15	225	3	48	15-21-0	225	3	48	2	73	0	37	2	19	0	10	609
10/15/10	at Louisville	33	178	0	33	18	275	5	62	18-28-2	275	5	62	6	98	0	26	0	0	0	0	453
10/22/10	USF	29	78	0	19	34	512	3	69	34-61-1	512	3	69	4	95	0	31	1	5	0	5	590
10/30/10	Syracuse	29	109	0	20	21	168	1	33	21-39-1	168	1	33	6	154	0	30	1	20	0	20	277
11/13/10	at West Virginia	16	60	1	53	25	221	0	24	25-45-2	221	0	24	6	135	0	31	1	-1	0	0	281
11/20/10	Rutgers	46	295	6	40	23	366	4	35	23-40-1	366	4	35	7	154	0	47	4	22	0	6	661
11/27/10	at Connecticut	27	111	1	31	26	288	1	24	26-50-4	288	1	24	6	101	0	26	3	17	0	9	399
12/04/10	Pittsburgh																					
	Totals	366	1724	15	80	239	3019	26	69	239-411-12	3019	26	69	55	1127	0	47	20	151	0	25	4743
	Opponent	418	1353	15	85	226	2650	25	70	226-347-7	2650	25	70	42	911	0	42	16	81	0	15	4003

Date	Opponent	TACKLES			TFL-Yds	SACKS	FUMBLE			QBH	PASS	BLKD	KICKS	XPTS			
		Solo	Ast	Total		No-Yds	FF	FR-Yds	Int-Yds		Brk	Kick		Att-Mad	Run	Rcv	Saf
09/04/10	at Fresno State	29	26	55	5.0-18	2.0-5	2	0-0	1-0	0	0	0	2-2	0	0	0	14
09/11/10	Indiana State	47	16	63	7.0-38	2.0-13	1	1-0	0-0	5	5	0	5-5	0	0	1	40
09/16/10	at NC State	37	38	75	3.0-8	2.0-7	2	2-0	0-0	1	4	0	1-1	0	0	0	19
09/25/10	Oklahoma	62	20	82	9.0-36	2.0-21	1	0-0	1-0	3	0	0	3-2	0	0	0	29
10/09/10	Miami (OH)	43	22	65	6.0-27	2.0-10	0	0-0	0-0	4	3	0	6-6	0	0	0	45
10/15/10	at Louisville	48	16	64	6.0-18	1.0-8	0	0-0	0-0	0	1	0	5-5	0	0	0	35
10/22/10	USF	41	14	55	5.0-19	0.0-0	0	0-0	0-0	1	1	0	3-3	0	0	0	30
10/30/10	Syracuse	55	10	65	9.0-36	4.0-29	2	1-0	1-9	1	2	0	1-1	0	0	0	7
11/13/10	at West Virginia	52	44	96	5.0-21	2.0-14	1	1-0	1--2	1	0	0	1-1	0	0	0	10
11/20/10	Rutgers	50	8	58	11.0-49	7.0-40	2	0-0	2-15	2	2	0	10-9	0	0	0	69
11/27/10	at Connecticut	40	32	72	6.0-19	2.0-12	0	0-0	1-0	0	3	0	2-2	0	0	0	17
12/04/10	Pittsburgh																
	Totals	504	246	750	72.0-289	27.0-161	11	5-0	7-22	18	21	0	39-37	0	0	1	315
	Opponent	516	154	670	73.0-349	32.0-243	14	13-21	12-263	20	43	3	40-39	0	0	1	308

Date	Opponent	PUNTING				FIELD GOALS					KICKOFFS				
		No	Yds	Avg	Long	Blkd	TB	FC	50+	I20	Att-Made	Lg	Blkd	No	Yds
09/04/10	at Fresno State	8	304	38.0	51	0	1	1	1	3	1-0	0	0	3	223
09/11/10	Indiana State	4	173	43.2	47	0	0	3	0	3	1-1	48	0	7	486
09/16/10	at NC State	7	247	35.3	58	0	1	2	1	2	1-0	0	0	3	210
09/25/10	Oklahoma	6	295	49.2	61	0	0	0	3	1	3-3	43	0	6	419
10/09/10	Miami (OH)	3	132	44.0	50	0	1	0	1	1	1-1	24	0	8	545
10/15/10	at Louisville	2	89	44.5	48	0	0	0	0	1	0-0	0	0	6	381
10/22/10	USF	2	76	38.0	41	0	0	0	0	1	3-3	44	0	7	420
10/30/10	Syracuse	5	214	42.8	48	0	2	1	0	2	0-0	0	0	2	138
11/13/10	at West Virginia	8	326	40.8	49	0	0	6	0	1	1-1	49	0	3	197
11/20/10	Rutgers	4	134	33.5	45	0	0	0	0	1	0-0	0	0	11	695
11/27/10	at Connecticut	2	86	43.0	45	0	0	0	0	1	2-1	32	0	4	232
12/04/10	Pittsburgh														
	Totals	51	2076	40.7	61	0	5	13	6	17	13-10	49	0	60	3946
	Opponent	65	2533	39.0	66	0	3	20	7	17	13-9	48	0	61	3783

INDIVIDUAL SEASON/CAREER STATS ...

SEASON										CAREER									
Rushing	gp	att	gain	loss	net	avg	td	lg	avg/g	gp	att	gain	loss	net	avg	td	lg	avg/g	
PEAD, Isaiah	10	138	962	30	932	6.8	6	80	93.2	30	289	2008	76	1932	6.7	15	80	64.4	
GOEBEL, John	11	31	196	2	194	6.3	3	28	17.6	47	176	868	26	842	4.8	10	37	17.9	
COLLAROS, Zach	10	107	416	261	155	1.4	4	31	15.5	30	170	816	288	528	3.1	8	75	17.6	
WINN, George	9	33	155	10	145	4.4	0	22	16.1	10	38	171	14	157	4.1	0	22	15.7	
WILLIAMS, D.	4	20	145	1	144	7.2	0	23	36.0	17	37	193	12	181	4.9	0	23	10.6	
ANDERSON, Chazz	7	19	106	26	80	4.2	0	20	11.4	14	50	186	117	69	1.4	2	20	4.9	
WOODS, DJ	11	10	89	12	77	7.7	2	40	7.0	37	10	89	12	77	7.7	2	40	2.1	
KAY, Brendon	1	2	14	0	14	7.0	0	7	14.0	3	6	38	0	38	6.3	0	8	12.7	
FEARING, Adam	1	2	6	0	6	3.0	0	4	6.0	1	2	6	0	6	3.0	0	4	6.0	
TEAM	6	4	0	23	-23	-5.8	0	0	-3.8										
Total	11	366	2089	365	1724	4.7	15	80	156.7										
Opponents	11	418	1670	317	1353	3.2	15	85	123.0										
Passing	gp	effic	comp-att-int	pct	yds	td	lg	avg/g		gp	effic	comp-att-int	pct	yds	td	lg	avg/g		
COLLAROS, Zach	10	141.54	213-359-11	59.3	2793	25	69	279.3		30	154.36	307-487-13	63.0	4229	35	81	141.0		
ANDERSON, Chazz	7	92.45	23-45-1	51.1	206	1	33	29.4		14	110.84	74-126-4	58.7	759	3	41	54.2		
KAY, Brendon	1	78.00	3-6-0	50.0	20	0	9	20.0		3	111.85	5-8-0	62.5	47	0	19	15.7		
TEAM	6	0.00	0-1-0	0.0	0	0	0	0.0											
Total	11	134.89	239-411-12	58.2	3019	26	69	274.5											
Opponents	11	149.02	226-347-7	65.1	2650	25	70	240.9											
Receiving	gp	no.	yds	avg	td	lg	avg/g			gp	no.	yds	avg	td	lg	avg/g			
BINNS, Armon	11	72	1072	14.9	10	62	97.5			40	135	1979	14.7	21	81	49.5			
WOODS, DJ	11	56	890	15.9	8	69	80.9			37	121	1698	14.0	12	69	45.9			
BARNETT, Marcus	11	25	333	13.3	2	69	30.3			47	127	1567	12.3	17	80	33.3			
PEAD, Isaiah	10	24	183	7.6	1	34	18.3			30	46	395	8.6	3	41	13.2			
GUIDUGLI, Ben	10	23	194	8.4	2	17	19.4			42	70	807	11.5	7	59	19.2			
MCCLUNG, A.	9	18	173	9.6	1	25	19.2			9	18	173	9.6	1	25	19.2			
ROBINSON, A.	9	6	65	10.8	1	23	7.2			26	17	251	14.8	2	54	9.7			
HAZELTON, Vidal	1	6	63	10.5	0	24	63.0			1	6	63	10.5	0	24	63.0			
GOEBEL, John	11	5	17	3.4	1	8	1.5			47	33	312	9.5	1	66	6.6			
WOODARD, Orion	11	2	18	9.0	0	9	1.6			37	2	18	9.0	0	9	0.5			
WINN, George	9	1	6	6.0	0	6	0.7			10	2	25	12.5	0	19	2.5			
WILLIAMS, D.	4	1	5	5.0	0	5	1.2			17	5	19	3.8	0	5	1.1			
Total	11	239	3019	12.6	26	69	274.5												
Opponents	11	226	2650	11.7	25	70	240.9												
Total Offense	g	plays	rush	pass	total	avg/g				g	plays	rush	pass	total	avg/g				
COLLAROS, Zach	10	466	155	2793	2948	294.8				30	657	528	4229	4757	158.6				
PEAD, Isaiah	10	138	932	0	932	93.2				30	289	1932	0	1932	64.4				
ANDERSON, Chazz	7	64	80	206	286	40.9				14	176	69	759	828	59.1				
GOEBEL, John	11	31	194	0	194	17.6				47	176	842	0	842	17.9				
WINN, George	9	33	145	0	145	16.1				10	38	157	0	157	15.7				
WILLIAMS, D.	4	20	144	0	144	36.0				17	37	181	0	181	10.6				
WOODS, DJ	11	10	77	0	77	7.0				37	10	77	0	77	2.1				
KAY, Brendon	1	8	14	20	34	34.0				3	14	38	47	85	28.3				
FEARING, Adam	1	2	6	0	6	6.0				1	2	6	0	6	6.0				
TEAM	6	5	-23	0	-23	-3.8													
Total	11	777	1724	3019	4743	431.2													
Opponents	11	765	1353	2650	4003	363.9													

INDIVIDUAL SEASON/CAREER STATS ...

SEASON									CAREER									
Scoring	td	fg	PAT				dxd	saf	pts	td	fg	PAT				dxd	saf	pts
			kick	rush	rcv	pass						kick	rush	rcv	pass			
ROGERS, Jacob	-	10-13	37-39	-	-	-	-	-	67	-	50-74	185-194	-	-	-	-	-	335
WOODS, DJ	10	-	-	-	-	-	-	-	60	14	-	-	-	-	-	-	-	84
BINNS, Armon	10	-	-	-	-	-	-	-	60	21	-	-	-	-	-	-	-	126
PEAD, Isaiah	7	-	-	-	-	-	-	-	42	18	-	-	-	-	-	-	-	108
GOEBEL, John	4	-	-	-	-	-	-	-	24	11	-	-	-	-	-	-	-	66
COLLAROS, Zach	4	-	-	-	-	0-2	-	-	24	8	-	-	-	-	0-2	-	-	48
BARNETT, Marcus	2	-	-	-	-	-	-	-	12	18	-	-	-	-	-	-	-	108
GUIDUGLI, Ben	2	-	-	-	-	-	-	-	12	7	-	-	-	-	-	-	-	42
MCCLUNG, A.	1	-	-	-	-	-	-	-	6	1	-	-	-	-	-	-	-	6
ROBINSON, A.	1	-	-	-	-	-	-	-	6	2	-	-	-	-	-	-	-	12
TEAM	-	-	-	-	-	-	-	1	2									
Total	41	10-13	37-39	-	-	0-2	-	1	315									
Opponents	40	9-13	39-40	-	-	-	-	1	308									
Punt Returns	no.	yds	avg	td	lg					no.	yds	avg	td	lg				
WOODS, DJ	18	146	8.1	0	25					33	304	9.2	0	40				
MCCLUNG, A.	1	6	6.0	0	6					1	6	6.0	0	6				
TEAM	1	-1	-1.0	0	0													
Total	20	151	7.6	0	25													
Opponents	16	81	5.1	0	15													
Kick Returns	no.	yds	avg	td	lg					no.	yds	avg	td	lg				
WOODS, DJ	31	709	22.9	0	47					32	732	22.9	0	47				
MCCLUNG, A.	8	153	19.1	0	28					8	153	19.1	0	28				
WILLIAMS, D.	8	133	16.6	0	28					16	378	23.6	1	100				
GOEBEL, John	4	61	15.2	0	20					15	301	20.1	0	43				
HAZELTON, Vidal	3	41	13.7	0	18					3	41	13.7	0	18				
BARNETT, Marcus	1	30	30.0	0	30					2	44	22.0	0	30				
Total	55	1127	20.5	0	47													
Opponents	42	911	21.7	0	42													
Interceptions	no.	yds	avg	td	lg					no.	yds	avg	td	lg				
FREY, Drew	2	15	7.5	0	15					4	15	3.8	0	15				
RICHARDSON, Wes	2	-2	-1.0	0	0					2	-2	-1.0	0	0				
JOHNSON, Reuben	1	9	9.0	0	9					1	9	9.0	0	9				
LAMBERT, Pat	1	0	0.0	0	0					1	0	0.0	0	0				
SCHAFER, JK	1	0	0.0	0	0					4	23	5.8	0	13				
Total	7	22	3.1	0	15													
Opponents	12	263	21.9	0	79													
Fumble Returns	no.	yds	avg	td	lg					no.	yds	avg	td	lg				
Total	0	0	0.0	0	0													
Opponents	1	21	21.0	0	21													

INDIVIDUAL SEASON/CAREER STATS ...

	SEASON								CAREER							
All Purpose	g	rush	rcv	pr	kr	ir	total	avg/g	g	rush	rcv	pr	kr	ir	total	avg/g
WOODS, DJ	11	77	890	146	709	0	1822	165.6	37	77	1698	304	732	0	2811	76.0
PEAD, Isaiah	10	932	183	0	0	0	1115	111.5	30	1932	395	0	21	0	2348	78.3
BINNS, Armon	11	0	1072	0	0	0	1072	97.5	40	0	1979	0	0	0	1979	49.5
BARNETT, Marc	11	0	333	0	30	0	363	33.0	47	37	1567	1	44	0	1649	35.1
MCCLUNG, A.	9	0	173	6	153	0	332	36.9	9	0	173	6	153	0	332	36.9
WILLIAMS, D.	4	144	5	0	133	0	282	70.5	17	181	19	0	378	0	578	34.0
GOEBEL, John	11	194	17	0	61	0	272	24.7	47	842	312	0	301	0	1455	31.0
GUIDUGLI, Ben	10	0	194	0	0	0	194	19.4	42	0	807	0	0	0	807	19.2
COLLAROS, Zac	10	155	0	0	0	0	155	15.5	30	528	0	0	0	0	528	17.6
WINN, George	9	145	6	0	0	0	151	16.8	10	157	25	0	0	0	182	18.2
HAZELTON, Vid	1	0	63	0	41	0	104	104.0	1	0	63	0	41	0	104	104.0
ANDERSON, Ch	7	80	0	0	0	0	80	11.4	14	69	0	0	0	0	69	4.9
ROBINSON, A.	9	0	65	0	0	0	65	7.2	26	0	251	0	0	0	251	9.7
WOODARD, Orio	11	0	18	0	0	0	18	1.6	37	0	18	0	0	0	18	0.5
FREY, Drew	10	0	0	0	0	15	15	1.5	26	0	0	0	0	15	15	0.6
KAY, Brendon	1	14	0	0	0	0	14	14.0	3	38	0	0	0	0	38	12.7
JOHNSON, Reub	11	0	0	0	0	9	9	0.8	22	0	0	0	0	9	9	0.4
FEARING, Adam	1	6	0	0	0	0	6	6.0	1	6	0	0	0	0	6	6.0
RICHARDSON,	10	0	0	0	0	-2	-2	-0.2	35	0	0	0	0	-2	-2	-0.1
TEAM	6	-23	0	-1	0	0	-24	-4.0								
Total	11	1724	3019	151	1127	22	6043	549.4								
Opponents	11	1353	2650	81	911	263	5258	478.0								

Field Goals	att	good	long	blkd	att	good	long	blkd
ROGERS, Jacob	13	10	49	0	74	50	55	4
Total	13	10	49	0				
Opponents	13	9	48	0				

Punting	no.	yds	avg	lg	blk	no.	yds	avg	lg	blk
O'DONNELL, Pat	48	2022	42.1	61	0	48	2022	42.1	61	0
TEAM	2	19	9.5	15	0					
COLLAROS, Zach	1	35	35.0	35	0	1	35	35.0	35	0
Total	51	2076	40.7	61	0					
Opponents	65	2533	39.0	66	0					

Kickoffs	no.	yds	avg	tb	ob	no.	yds	avg	tb	ob
ROGERS, Jacob	60	3946	65.8	17	1	305	20037	65.7	64	3
Total	60	3946	65.8	17	1					
Opponents	61	3783	62.0	5	1					

INDIVIDUAL SEASON/CAREER STATS ...

		SEASON										CAREER											
##	Defensive Leaders	gp	ua	a	total	tfl	sack	int	pbu	fr	ff	blk	gp	ua	a	total	tfl	sack	int	pbu	fr	ff	blk
37	SCHAFFER, JK	11	59	42	101	9.5	3.0	1	4	.	2	.	36	122	91	213	15.0	4.5	4	8	.	3	.
4	BOMAR, Maalik	11	44	22	66	8.0	2.0	.	.	.	2	.	20	49	24	73	8.0	2.0	.	.	.	2	.
5	JOHNSON, Reuben	11	47	12	59	2.0	1.0	1	4	.	.	.	22	51	13	64	2.0	1.0	1	4	1	.	.
54	STEWART, Walter	11	42	14	56	8.0	2.0	.	1	.	.	.	24	75	40	115	16.5	6.5	1	1	.	1	.
58	MILLS, Brandon	11	36	14	50	11.5	6.0	.	.	.	3	.	24	51	24	75	19.5	9.5	.	.	.	3	.
26	FREY, Drew	10	34	13	47	1.5	.	2	1	.	.	.	26	77	44	121	5.5	1.0	4	5	.	.	.
95	WOLFE, Derek	11	22	19	41	5.5	4.0	.	1	.	.	.	31	45	40	85	14.5	10.0	.	1	1	1	.
40	HUGHES, John	11	22	19	41	3.5	.	.	1	1	.	.	37	41	43	84	12.0	4.0	.	1	1	1	.
24	RICHARDSON, Wes	10	26	15	41	0.0	.	2	.	3	1	.	35	42	29	71	0.5	.	2	.	3	2	.
21	CHEATHAM, C.	11	29	10	39	2.0	.	.	4	.	1	.	24	34	18	52	2.0	.	.	4	.	1	.
99	GIORDANO, Dan	11	23	13	36	8.0	4.5	.	1	.	1	.	24	36	42	78	15.0	6.5	.	2	.	1	.
13	LAMBERT, Pat	11	13	10	23	1.0	0.5	1	24	16	14	30	1.0	0.5	1
57	CHEATHAM, O.	10	12	8	20	2.0	1.0	.	1	.	.	.	24	16	14	30	2.0	1.0	.	1	.	.	.
94	STEPP, Jordan	10	11	4	15	3.5	1	.	10	11	4	15	3.5	1	.
9	BATTLE, D.	3	8	4	12	2.0	1.0	.	2	.	.	.	29	60	25	85	7.0	1.0	2	7	.	1	.
84	WOODARD, Orion	11	8	4	12	0.0	37	15	9	24	0.0	.	.	.	1	.	.
20	WILLIAMS, Chris	10	6	3	9	2.0	1.0	.	1	.	.	.	20	8	4	12	2.0	1.0	.	1	.	.	.
1M	MCCAFFERTY, C.	11	8	1	9	0.0	48	25	8	33	0.0	1	.
33	DRANE, Deven	7	5	2	7	0.0	7	5	2	7	0.0
87	TAYLOR, Monte	10	6	1	7	2.0	1.0	10	6	1	7	2.0	1.0
2C	CHENAULT, Arryn	7	4	2	6	0.0	7	4	2	6	0.0
31	HORNER, Bruce	10	6	.	6	0.0	14	6	.	6	0.0
47	LOZIER, Colin	10	6	.	6	0.0	10	6	.	6	0.0
45	TRIGG, Rob	8	2	2	4	0.0	22	9	8	17	2.5
42	DARLING, Antwan	10	3	1	4	0.0	10	3	1	4	0.0
46	MEADOR, Mitch	11	3	1	4	0.0	11	3	1	4	0.0
43	ARMSTRONG, R.	3	2	2	4	0.0	18	13	16	29	1.5	1.0
2H	HALEY, Reuben	11	.	2	2	0.0	.	.	.	1	.	.	14	.	2	2	0.0	.	.	.	1	.	.
32	WINN, George	9	1	1	2	0.0	10	1	1	2	0.0
81	HILTON, Tomaz	10	.	2	2	0.0	34	11	11	22	0.0
22	GOEBEL, John	11	.	2	2	0.0	47	3	5	8	0.0
23	PEAD, Isaiah	10	2	.	2	0.0	30	2	1	3	0.0
5H	HANCOCK, Steve	8	1	1	2	0.0	10	3	1	4	2.0	1.0
36	QUETANT, Quincy	2	2	.	2	0.0	2	2	.	2	0.0
96	DETEMPLE, Tom	11	2	.	2	0.0	12	2	.	2	0.0
8	WITTY, Adrian	4	1	.	1	0.0	4	1	.	1	0.0
3R	ROBERSON, Aaron	7	1	.	1	0.0	7	1	.	1	0.0
60	KELCE, Jason	11	1	.	1	0.0	46	4	.	4	0.0
53	MARTINEZ, Randy	11	1	.	1	0.0	20	1	.	1	0.0
66	GRIFFIN, Samuel	11	1	.	1	0.0	23	1	.	1	0.0
17	MCCLUNG, A.	9	1	.	1	0.0	9	1	.	1	0.0
85	BARNETT, Marcus	11	1	.	1	0.0	47	3	.	3	0.0	.	.	1	.	.	.
12	COLLARIOS, Zach	10	1	.	1	0.0	30	2	.	2	0.0
34	O'DONNELL, Pat	11	1	.	1	0.0	11	1	.	1	0.0
TM	TEAM	6	.	.	.	0.0
	Total	11	504	246	750	72	27	7	21	5	11	.											
	Opponents	11	516	154	670	73	32	12	43	13	14	3											

DRIVE/RED ZONE/POSSESSION ANALYSIS

RED ZONE ANALYSIS

CINCINNATI

Date	Opponent	Score	Times	Times	Total	Rush		Pass	FGs	FGA	Downs	---- Failed to score inside RZ ----			Game
			In RZ	Scored	Pts	TDs	TDs	TDs	Made			Int	Fumb	Half	
09/04/10	at Fresno State	L, 14-28	1	1	7	1	1	0	0	0	0	0	0	0	0
09/11/10	Indiana State	W, 40-7	4	4	28	4	3	1	0	0	0	0	0	0	0
09/16/10	at NC State	L, 19-30	2	2	12	2	0	2	0	0	0	0	0	0	0
09/25/10	Oklahoma	L, 29-31	5	4	19	2	0	2	2	0	0	1	0	0	0
10/09/10	Miami (OH)	W, 45-3	5	4	24	3	2	1	1	0	1	0	0	0	0
10/15/10	at Louisville	W, 35-27	2	2	14	2	0	2	0	0	0	0	0	0	0
10/22/10	USF	L, 30-38	6	4	20	2	0	2	2	0	1	1	0	0	0
10/30/10	Syracuse	L, 7-31	2	0	0	0	0	0	0	0	0	1	0	1	0
11/13/10	at West Virginia	L, 10-37	1	0	0	0	0	0	0	0	0	1	0	0	0
11/20/10	Rutgers	W, 69-38	6	6	42	6	3	3	0	0	0	0	0	0	0
11/27/10	at Connecticut	L, 17-38	4	3	17	2	1	1	1	0	0	1	0	0	0
12/04/10	Pittsburgh														
TOTALS			38	30	183	24	10	14	6	0	2	5	0	1	0
30 OF 38 (78.9%)															

OPPONENTS

Date	Opponent	Score	Times	Times	Total			Rush	Pass	FGs	FGA	---- Failed to score inside RZ ----				Game
			In RZ	Scored	Pts	TDs	TDs	TDs	Made	Downs		Int	Fumb	Half		
09/04/10	at Fresno State	L, 14-28	3	2	14	2	0	2	0	0	0	0	0	1	0	
09/11/10	Indiana State	W, 40-7	3	1	7	1	0	1	0	1	1	0	0	0	0	
09/16/10	at NC State	L, 19-30	5	4	23	3	0	3	1	0	0	0	1	0	0	
09/25/10	Oklahoma	L, 29-31	4	4	28	4	2	2	0	0	0	0	0	0	0	
10/09/10	Miami (OH)	W, 45-3	0	0	0	0	0	0	0	0	0	0	0	0	0	
10/15/10	at Louisville	W, 35-27	5	4	20	2	1	1	2	0	1	0	0	0	0	
10/22/10	USF	L, 30-38	4	4	24	3	3	0	1	0	0	0	0	0	0	
10/30/10	Syracuse	L, 7-31	5	5	31	4	2	2	1	0	0	0	0	0	0	
11/13/10	at West Virginia	L, 10-37	4	3	21	3	1	2	0	0	1	0	0	0	0	
11/20/10	Rutgers	W, 69-38	2	2	10	1	0	1	1	0	0	0	0	0	0	
11/27/10	at Connecticut	L, 17-38	6	6	38	5	4	1	1	0	0	0	0	0	0	
12/04/10	Pittsburgh															
TOTALS			41	35	216	28	13	15	7	1	3	0	1	1	0	
35 OF 41 (85.4%)																

TIME OF POSSESSION

Date	Opponent	Score	Overall	1st Qtr	2nd Qtr	3rd Qtr	4th Qtr
09/04/10	at Fresno State	L, 14-28	30:50	8:21	7:42	6:47	8:00
09/11/10	Indiana State	W, 40-7	28:37	5:53	5:55	8:54	7:55
09/16/10	at NC State	L, 19-30	25:11	7:27	7:02	5:58	4:44
09/25/10	Oklahoma	L, 29-31	26:33	5:43	6:52	7:40	6:18
10/09/10	Miami (OH)	W, 45-3	28:01	4:06	8:06	7:05	8:44
10/15/10	at Louisville	W, 35-27	26:26	6:12	4:14	9:22	6:38
10/22/10	USF	L, 30-38	33:21	5:52	6:41	12:18	8:30
10/30/10	Syracuse	L, 7-31	24:40	3:52	4:21	9:24	7:03
11/13/10	at West Virginia	L, 10-37	23:07	7:24	5:38	4:54	5:11
11/20/10	Rutgers	W, 69-38	33:51	6:58	8:55	9:14	8:44
11/27/10	at Connecticut	L, 17-38	26:19	6:57	7:56	6:20	5:06
12/04/10	Pittsburgh						
CINCINNATI		Total	306:56	68:45	73:22	87:56	76:53
		Avg.	27:54	6:15	6:40	7:59	6:59
OPPONENTS		Total	352:58	96:15	91:38	76:58	88:07
		Avg.	32:05	8:45	8:19	6:59	8:00

CONVERSIONS

3RD-DOWN CONVERSIONS

Date	Opponent	Score	Overall		1st Qtr		2nd Qtr		3rd Qtr		4th Qtr	
09/04/10	at Fresno State	L, 14-28	9-19	47.4%	1-4	25.0%	2-4	50.0%	3-5	60.0%	3-6	50.0%
09/11/10	Indiana State	W, 40-7	6-12	50.0%	1-3	33.3%	1-4	25.0%	2-2	100.0%	2-3	66.7%
09/16/10	at NC State	L, 19-30	3-13	23.1%	1-4	25.0%	1-4	25.0%	1-3	33.3%	0-2	0.0%
09/25/10	Oklahoma	L, 29-31	5-17	29.4%	1-3	33.3%	3-6	50.0%	0-4	0.0%	1-4	25.0%
10/09/10	Miami (OH)	W, 45-3	5-10	50.0%	0-1	0.0%	0-1	0.0%	1-3	33.3%	4-5	80.0%
10/15/10	at Louisville	W, 35-27	6-9	66.7%	1-2	50.0%	0-1	0.0%	3-4	75.0%	2-2	100.0%
10/22/10	USF	L, 30-38	9-19	47.4%	2-4	50.0%	3-5	60.0%	2-5	40.0%	2-5	40.0%
10/30/10	Syracuse	L, 7-31	11-18	61.1%	1-3	33.3%	2-3	66.7%	5-7	71.4%	3-5	60.0%
11/13/10	at West Virginia	L, 10-37	0-12	0.0%	0-3	0.0%	0-4	0.0%	0-2	0.0%	0-3	0.0%
11/20/10	Rutgers	W, 69-38	10-16	62.5%	2-3	66.7%	2-3	66.7%	4-6	66.7%	2-4	50.0%
11/27/10	at Connecticut	L, 17-38	7-14	50.0%	2-5	40.0%	2-2	100.0%	2-5	40.0%	1-2	50.0%
12/04/10	Pittsburgh											
	CINCINNATI		71-159	44.7%	12-35	34.3%	16-37	43.2%	23-46	50.0%	20-41	48.8%
	OPPONENTS		65-159	40.9%	18-45	40.0%	21-46	45.7%	12-31	38.7%	14-37	37.8%

4TH-DOWN CONVERSIONS

Date	Opponent	Score	Overall	1st Qtr	2nd Qtr	3rd Qtr	4th Qtr
09/04/10	at Fresno State	L, 14-28	0-1 0.0%	0-0 0.0%	0-0 0.0%	0-0 0.0%	0-1 0.0%
09/11/10	Indiana State	W, 40-7	0-0 0.0%	0-0 0.0%	0-0 0.0%	0-0 0.0%	0-0 0.0%
09/16/10	at NC State	L, 19-30	0-1 0.0%	0-0 0.0%	0-0 0.0%	0-0 0.0%	0-1 0.0%
09/25/10	Oklahoma	L, 29-31	1-1 100.0%	0-0 0.0%	0-0 0.0%	0-0 0.0%	1-1 100.0%
10/09/10	Miami (OH)	W, 45-3	0-1 0.0%	0-0 0.0%	0-0 0.0%	0-0 0.0%	0-1 0.0%
10/15/10	at Louisville	W, 35-27	0-0 0.0%	0-0 0.0%	0-0 0.0%	0-0 0.0%	0-0 0.0%
10/22/10	USF	L, 30-38	2-4 50.0%	0-0 0.0%	0-0 0.0%	0-1 0.0%	2-3 66.7%
10/30/10	Syracuse	L, 7-31	0-2 0.0%	0-0 0.0%	0-0 0.0%	0-0 0.0%	0-2 0.0%
11/13/10	at West Virginia	L, 10-37	1-1 100.0%	0-0 0.0%	0-0 0.0%	1-1 100.0%	0-0 0.0%
11/20/10	Rutgers	W, 69-38	1-1 100.0%	0-0 0.0%	0-0 0.0%	1-1 100.0%	0-0 0.0%
11/27/10	at Connecticut	L, 17-38	1-2 50.0%	1-2 50.0%	0-0 0.0%	0-0 0.0%	0-0 0.0%
12/04/10	Pittsburgh						
	CINCINNATI		6-14 42.9%	1-2 50.0%	0-0 0.0%	2-3 66.7%	3-9 33.3%
	OPPONENTS		5-11 45.5%	0-1 0.0%	2-2 100.0%	1-2 50.0%	2-6 33.3%

20-YARD PLAYS

YDS.	TYPE	PLAYER(S)	OPP.
*80	Rush	PEAD, Isaiah	Miami (OH)
69	Pass	WOODS, DJ from COLLAROS, Zach	Oklahoma
69	Pass	BARNETT, Marcus from COLLAROS, Zach	USF
69	Rush	PEAD, Isaiah	Miami (OH)
*68	Pass	WOODS, DJ from COLLAROS, Zach	NC State
*62	Pass	BINNS, Armon from COLLAROS, Zach	Louisville
60	Pass	BINNS, Armon from COLLAROS, Zach	NC State
55	Pass	WOODS, DJ from COLLAROS, Zach	Oklahoma
*53	Rush	PEAD, Isaiah	WVU
*48	Pass	BINNS, Armon from COLLAROS, Zach	Miami (OH)
47	KR	WOODS, DJ	Rutgers
*47	Pass	WOODS, DJ from COLLAROS, Zach	Louisville
40	Rush	WOODS, DJ	Rutgers
37	KR	WOODS, DJ	Miami (OH)
37	KR	WOODS, DJ	Fresno State
*36	Pass	WOODS, DJ from COLLAROS, Zach	Oklahoma
36	KR	WOODS, DJ	Miami (OH)
35	Pass	BINNS, Armon from COLLAROS, Zach	Rutgers
35	Rush	PEAD, Isaiah	Oklahoma
*34	Pass	PEAD, Isaiah from COLLAROS, Zach	Rutgers
33	Rush	PEAD, Isaiah	Louisville
*33	Pass	WOODS, DJ from ANDERSON, Chazz	Syracuse
*32	Pass	BARNETT, Marcus from COLLAROS, Zach	USF
*32	Pass	BINNS, Armon from COLLAROS, Zach	Miami (OH)
*31	Pass	BINNS, Armon from COLLAROS, Zach	Louisville
31	Pass	BINNS, Armon from COLLAROS, Zach	Rutgers
31	Rush	COLLAROS, Zach	Connecticut
31	KR	WOODS, DJ	USF
31	Pass	WOODS, DJ from COLLAROS, Zach	NC State
31	Pass	BINNS, Armon from COLLAROS, Zach	Rutgers
31	KR	WOODS, DJ	WVU
30	Rush	PEAD, Isaiah	Rutgers
30	KR	BARNETT, Marcus	Syracuse
*29	Pass	BINNS, Armon from COLLAROS, Zach	Indiana State
29	Pass	WOODS, DJ from COLLAROS, Zach	USF
29	KR	WOODS, DJ	Syracuse
28	KR	MCCLUNG, A.	Syracuse
28	Rush	GOEBEL, John	Indiana State
28	KR	WILLIAMS, D.	NC State
28	KR	WOODS, DJ	WVU
27	KR	WOODS, DJ	WVU
*26	Rush	PEAD, Isaiah	Rutgers
26	KR	WOODS, DJ	Rutgers
26	KR	MCCLUNG, A.	Connecticut
26	Rush	GOEBEL, John	Miami (OH)
26	KR	MCCLUNG, A.	USF
26	KR	WOODS, DJ	Louisville
26	KR	WOODS, DJ	Syracuse
25	Pass	MCCLUNG, A. from COLLAROS, Zach	Oklahoma
25	Pass	BINNS, Armon from COLLAROS, Zach	Louisville
25	Rush	PEAD, Isaiah	Oklahoma
25	Pass	WOODS, DJ from COLLAROS, Zach	Fresno State
25	Pass	PEAD, Isaiah from COLLAROS, Zach	Fresno State
25	PR	WOODS, DJ	Oklahoma
24	Rush	PEAD, Isaiah	Louisville

YDS.	TYPE	PLAYER(S)	OPP.
*24	Rush	PEAD, Isaiah	Rutgers
24	Pass	WOODS, DJ from COLLAROS, Zach	WVU
*24	Rush	PEAD, Isaiah	Rutgers
24	Pass	MCCLUNG, A. from COLLAROS, Zach	Connecticut
24	Pass	HAZELTON, Vidal from COLLAROS, Zach	Fresno State
24	KR	WOODS, DJ	USF
*23	Pass	WOODS, DJ from COLLAROS, Zach	Fresno State
23	KR	WOODS, DJ	WVU
23	Pass	PEAD, Isaiah from ANDERSON, Chazz	Syracuse
23	Pass	BINNS, Armon from COLLAROS, Zach	WVU
23	Rush	WILLIAMS, D.	Indiana State
23	KR	WOODS, DJ	Oklahoma
23	Pass	ROBINSON, A. from COLLAROS, Zach	Rutgers
22	Pass	WOODS, DJ from COLLAROS, Zach	USF
22	KR	WILLIAMS, D.	NC State
22	Pass	WOODS, DJ from COLLAROS, Zach	Rutgers
22	Pass	BINNS, Armon from COLLAROS, Zach	Rutgers
22	KR	WOODS, DJ	Rutgers
22	Rush	COLLAROS, Zach	NC State
22	Rush	WINN, George	Miami (OH)

* touchdown scored on play

LONG PLAYS BY THE NUMBERS

Plays by Yards	No.	TD
100+	0	0
90-99.....	0	0
80-89.....	1	1
70-79.....	0	0
60-69.....	6	2
50-59.....	2	1
40-49.....	4	2
30-39.....	20	6
20-29.....	59	7

Plays by Type	No.	TD
Rushing	20	5
Passing	45	14
Punt returns.....	2	0
Kick returns.....	25	0
Interceptions.....	0	0
Fumble returns	0	0
Other	0	0
TOTAL	92	19

LONGEST PLAYS OF THE YEAR

Rushing	
80 PEAD, Isaiah vs Miami (OH) (10/9/2010)	

Rushing Touchdown	
80 PEAD, Isaiah vs Miami (OH) (10/9/2010)	

Passing	
69 WOODS, DJ from COLLAROS, Zach vs Oklahoma (9/25/2010)	

Passing Touchdown	
68 WOODS, DJ from COLLAROS, Zach vs NC State (9/16/2010)	

Punt Return	
25 WOODS, DJ vs Oklahoma (9/25/2010)	

Kick Return	
47 WOODS, DJ vs Rutgers (11/20/2010)	

Interception Return	
15 FREY, Drew vs Rutgers (11/20/2010)	

Fumble Return	
None	

Punt	
61 O'DONNELL, Pat vs Oklahoma (9/25/2010)	

Field Goal	
49 ROGERS, Jacob vs WVU (11/13/2010)	

20-PLUS YARDS PLAYS BY PLAYER

PLAYER	NO.	TD	R	P	KR	PR	IR	FR
WOODS, DJ	38	6	1	17	18	2	0	0
PEAD, Isaiah	16	6	11	5	0	0	0	0
BINNS, Armon	15	6	0	15	0	0	0	0
MCCLUNG, A.	6	0	0	3	3	0	0	0
BARNETT, Marcus	4	1	0	3	1	0	0	0
WILLIAMS, D.	3	0	1	0	2	0	0	0
COLLAROS, Zach	3	0	3	0	0	0	0	0

PLAYER	NO.	TD	R	P	KR	PR	IR	FR
GOEBEL, John	3	0	2	0	1	0	0	0
HAZELTON, Vidal	1	0	0	1	0	0	0	0
ROBINSON, A.	1	0	0	1	0	0	0	0
WINN, George	1	0	1	0	0	0	0	0
ANDERSON, Chazz	1	0	1	0	0	0	0	0
TOTAL	92	19	20	45	25	2	0	0

SCORING DRIVES/PLAYS

OPPONENT	QTR.	PLAYS	YDS.	TOP	RESULT	SCORING PLAY
at Fresno State	1	2	35	0:32	TD	Woods 23-yard pass from Collaros
at Fresno State	2	10	76	3:46	TD	Collaros 5-yard run
Indiana State	1	6	34	1:18	FG	Rogers 48-yard field goal
Indiana State	2	8	62	3:02	TD	Binns 16-yard pass from Collaros
Indiana State	3	7	65	1:56	TD	Goebel 3-yard run
Indiana State	3	6	68	2:33	TD	Binns 29-yard pass from Collaros
Indiana State	3	2	10	0:26	TD	Goebel 1-yard run
Indiana State	3	5	36	1:50	TD	Collaros 2-yard run
at NC State	2	2	74	0:45	TD	Woods 68-yard pass from Collaros
at NC State	4	3	65	0:53	TD	Woods 20-yard pass from Collaros
at NC State	4	4	94	1:07	TD	Barnett 13-yard pass from Collaros
Oklahoma	1	8	27	3:06	FG	Rogers 22-yard field goal
Oklahoma	2	6	89	1:48	TD	Goebel 4-yard pass from Collaros
Oklahoma	3	7	55	3:09	FG	Rogers 43-yard field goal
Oklahoma	4	5	43	1:15	FG	Rogers 43-yard field goal
Oklahoma	4	5	71	2:01	TD	Woods 36-yard pass from Collaros
Oklahoma	4	8	80	1:21	TD	Robinson 18-yard pass from Collaros
Miami (OH)	1	2	63	0:25	TD	Binns 48-yard pass from Collaros
Miami (OH)	1	3	34	0:33	TD	Woods 18-yard run
Miami (OH)	1	7	70	1:41	TD	Binns 32-yard pass from Collaros
Miami (OH)	1	1	80	0:13	TD	Pead 80-yard run
Miami (OH)	2	9	53	2:57	FG	Rogers 24-yard field goal
Miami (OH)	2	3	67	1:04	TD	Goebel 2-yard run
Miami (OH)	2	10	86	3:57	TD	Guidugli 6-yard pass from Collaros
at Louisville	1	1	52	0:27	TD	Woods 47-yard pass from Collaros
at Louisville	1	9	70	3:40	TD	Binns 10-yard pass from Collaros
at Louisville	2	5	81	1:47	TD	Binns 31-yard pass from Collaros
at Louisville	3	14	77	6:13	TD	Woods 14-yard pass from Collaros
at Louisville	4	4	74	2:13	TD	Binns 62-yard pass from Collaros
USF	1	7	31	3:26	FG	Rogers 26-yard field goal
USF	2	10	80	3:06	TD	Bins 20-yard pass from Collaros
USF	2	9	72	2:05	FG	Rogers 21-yard field goal
USF	3	7	35	1:19	FG	Rogers 44-yard field goal
USF	4	8	80	2:41	TD	Brnett 32-yard pass from Collaros
USF	4	11	80	3:57	TD	Binns 15-yard pass from Collaros
Syracuse	2	8	62	2:53	TD	Woods 33-yard pass from Anderson
at West Virginia	2	9	50	1:18	FG	Rogers 49-yard field goal
at West Virginia	3	4	61	1:45	TD	Pead 53-yard run
Rutgers	1	4	66	1:25	TD	Pead 34-yard pass from Collaros
Rutgers	1	5	75	1:53	TD	Pead 24-yard run
Rutgers	1	6	74	2:22	TD	Woods 9-yard run
Rutgers	2	9	94	3:55	TD	Collaros 2-yard run
Rutgers	2	7	73	2:42	TD	Pead 9-yard run
Rutgers	2	6	62	0:33	TD	Woods 16-yard pass from Collaros
Rutgers	3	7	65	3:26	TD	Pead 24-yard run
Rutgers	3	12	77	3:29	TD	Guidugli 10-yard pass from Collaros
Rutgers	4	2	37	0:29	TD	Pead 26-yard run
Rutgers	4	5	24	2:49	TD	McClung 4-yard pass from Collaros

OPPONENT	QTR.	PLAYS	YDS.	TOP	RESULT	SCORING PLAY
at Connecticut	1	11	32	3:10	FG	Rogers 32-yard field goal
at Connecticut	2	11	78	3:43	TD	Binns 15-yard pass from Collaros
at Connecticut	4	8	88	2:28	TD	Collaros 3-yard run

DRIVES SUMMARY

AVERAGE SCORING DRIVE/PLAY STATS

Plays: 6.4 per drive; Yards: 62.8 per drive; Avg. Drive Time: 2:12
49 scoring drives, 315 plays, 3,076 yards, 6,469 seconds

HIGHS/LOWS

Longest drive (time):

6:13 at Louisville (14 plays, 77 yards, Woods 14-yard pass from Collaros)

Shortest drive (time):

0:13 vs. Miami (OH) (1 play, 80 yards, Pead 80-yard run)

Longest drive (yards):

94 yards vs. Rutgers (9 plays, 94 yards, Collaros 2-yard run)

94 yards at NC State (4 plays, 94 yards, Barnett 13-yard pass from Collaros)

Shortest drive (yards):

10 yards vs. Indiana State (2 plays, 10 yards, Goebel 1-yard run)

DRIVE START SUMMARY

Obtained	No.	Own Avg.	No.	Opp Avg.
Kickoff.....	61.....	27.5.....	62.....	27.3.....
Punt.....	65.....	28.0.....	51.....	28.9.....
Field Goal.....	4.....	23.0.....	3.....	31.0.....
Fumble.....	5.....	56.4.....	13.....	59.0.....
Interception.....	7.....	36.4.....	12.....	55.8.....
Downs.....	5.....	23.6.....	8.....	34.9.....
ALL DRIVES	147	28.9	149	33.4

2010 CINCINNATI FOOTBALL

BACK-TO-BACK BIG EAST CONFERENCE CHAMPIONS

GAME 1 • SEPT. 4, 2010 • BULLDOG STADIUM • FRESNO, CALIF. • ATT.: 37,238

GAME 2 • SEPT. 11, 2010 • NIPPERT STADIUM • CINCINNATI, OHIO • ATT.: 30,807



Cincinnati

14

Fresno State

28

FRESNO, Calif. (AP) - The University of Cincinnati football team scored the first 14 points of the game but could not hold on, surrendering 28 unanswered points to Fresno State, dropping its season opener by a 28-14 margin.

Fresno State ended Cincinnati's 18-game regular-season winning streak, a 10-game road streak, and a run of five-straight wins in season opening games.

Fresno's Ryan Colburn connected for four touchdowns to help the Bulldogs overcome an early 14-0 deficit and hand Butch Jones a loss in his first game as Cincinnati's coach.

Held to one first down on their first seven drives, the Bulldogs scored touchdowns on their next three, taking a 21-14 lead early in the third quarter on Colburn's 28-yard pass to Devon Wylie. The turnaround came one play after they converted a fourth-and-2 with a short pass to Tapa Taumoepeau.

The turnaround was just as stark on the other side of the ball as the Bearcats were held to minus-6 yards in a span of more than 22 minutes after taking a 14-0 lead on Zach Collaros' touchdown run early in the second quarter.

The Bulldogs sacked Collaros on three successive plays on UC's first drive of the fourth quarter as the Bearcats offense struggled to find a rhythm. Collaros completed 24 of 41 passes for 219 yards, throwing for one touchdown and running for another, but he was sacked eight times.

The Bearcats were held to 15 yards rushing in their first regular-season loss since a 40-16 defeat at Connecticut on Oct. 25, 2008.

The Bearcats got off to the early lead, getting a 23-yard TD pass from Collaros to D.J. Woods following an interception by Pat Lambert. Collaros' 5-yard run early in the second quarter made it 14-0. At that point, Cincinnati had outgained Fresno State 195-8 and had two more touchdowns than the Bulldogs had first downs.

SCORE BY QUARTERS

	1	2	3	4	F
Cincinnati	7	7	0	0	14
Fresno State	0	14	7	7	28

SCORING SUMMARY

QTR	TIME	TEAM	SCORING PLAY	DRIVE; TIME
1st	02:38	CIN	Woods 23 yd pass from Collaros (Rogers kick)	2-35; 0:32
2nd	11:44	CIN	Collaros 5 yd run (Rogers kick)	10-76; 3:46
	02:25	FS	Rouse 20 yd pass from Colburn (Goessling, kick)	4-49; 2:20
	00:16	FS	Hamler 16 yd pass from Colburn (Goessling, kick)	5-42; 0:23
3rd	10:03	FS	Wylie 28 yd pass from Colburn (Goessling, kick)	9-80; 4:57
4th	14:52	FS	Evans 59 yd pass from Colburn (Goessling, kick)	3-69; 1:11

TEAM STATISTICS

	UC	FSU
FIRST DOWNS	15	13
RUSHES-YARDS (NET)	32-15	30-49
PASSING YDS (NET)	219	247
Passes Att-Comp-Int	41-24-0	24-18-1
TOTAL OFF. PLAYS-YARDS	73-234	54-296
Fumble Returns-Yards	0-0	0-0
Punt Returns-Yards	1-0	2-6
Kickoff Returns-Yards	4-78	0-0
Interception Returns-Yards	1-0	0-0
Punts (Number-Avg)	8-38.0	8-40.0
Fumbles-Lost	3-1	3-0
Penalties-Yards	5-34	5-35
Possession Time	30:50	29:10
Third-Down Conversions	9 of 19	3 of 13
Fourth-Down Conversions	0 of 1	1 of 1
Red-Zone Scores-Chances	1-1	2-3
Sacks By: Number-Yards	2-5	8-64

INDIVIDUAL STATISTICS

RUSHING: Cincinnati-PEAD, Isaiah 10-36; WOODS, DJ 2-8; WILLIAMS, D. 1-3; TEAM 1-minus 10; Collaros, Zach 18-minus 22. Fresno State-Rouse, Robbie 20-40; Colburn, Ryan 5-8; Ellis, A.J. 1-6; Wylie, Devon 1-4; Team 2-minus 3; Evans, Rashad 1-minus 6.

PASSING: Cincinnati-COLLAROS, Zach 24-41-0-219. Fresno State-Colburn, Ryan 18-24-1-247.

RECEIVING: Cincinnati-BINNS, Armon 7-55; WOODS, DJ 6-72; Hazelton, Vidal 6-63; Pead, Isaiah 4-28; Guidugli, Ben 1-1. Fresno State-Hamler, Jamel 5-53; Evans, Rashad 4-71; Wylie, Devon 2-39; Rouse, Robbie 2-20; Taumoepeau, 2-17; Pascoe, Vince 1-26; Saunders, Jalen 1-18; Ellis, A.J. 1-3.



Indiana State

7

Cincinnati

40

CINCINNATI (AP) - Zach Collaros threw for two touchdowns and ran for another, and Cincinnati's offense found its legs in the second half, pulling away to a 40-7 victory over Indiana State.

The Bearcats (1-1) led 12-7 at the half, overcoming some early offensive struggles. Collaros directed Cincinnati to touchdowns on all four of its drives in the third quarter.

The two-time defending Big East champions improved to 13-0 at home over the last three seasons, two shy of the school record for consecutive home wins.

Collaros finished 11 of 17 for 130 yards. He also scrambled for 32 yards as Cincinnati's running game got on track. Sophomore Darrin Williams started in place of Isaiah Pead, out with a sore knee, and ran for 117 yards. John Goebel had two short touchdown runs in the third quarter.

Collaros had more time to throw but still struggled to complete anything more than a short pass in the first half, when he went 8 of 13 for 70 yards with one sack.

The Bearcats headed for the locker room at halftime up 12-7. They'd managed only 150 yards, and two of their points came on a safety.

It was Cincinnati's first game without receiver Vidal Hazelton, who tore up his left knee at Fresno State. Hazelton was one of Cincinnati's best downfield threats, expected to replace the departed Mardy Gilyard as a playmaker.

Something was missing.

Collaros put a spark in the offense by doing a lot of it himself. He scrambled for three straight first downs, then hit Armon Binns down the left sideline for a 29-yard touchdown that made it 26-7. The Sycamores helped Cincinnati pull away, fumbling at their own 10-yard line to set up another score.

SCORE BY QUARTERS

	1	2	3	4	F
Indiana State	0	7	0	0	7
Cincinnati	3	9	28	0	40

SCORING SUMMARY

QTR	TIME	TEAM	SCORING PLAY	DRIVE; TIME
1st	09:32	CIN	Rogers 48 yd field goal	6-34; 1:18
2nd	14:55	CIN	Binns 16 yd pass from Collaros (Rogers kick)	8-62; 3:02
	08:11	CIN	TEAM safety	
	02:10	INST	Jones 18 yd pass from Fouch (Little kick)	4-35; 2:28
3rd	12:59	CIN	Goebel 3 yd run (Rogers kick)	7-65; 1:56
	08:22	CIN	Binns 29 yd pass from Collaros (Rogers kick)	6-68; 2:33
	06:57	CIN	Goebel 1 yd run (Rogers kick)	2-10; 0:26
	03:03	CIN	Collaros 2 yd run (Rogers kick)	5-36; 1:50

TEAM STATISTICS

	UC	ISU
FIRST DOWNS	15	22
RUSHES-YARDS (NET)	32-93	45-263
PASSING YDS (NET)	161	130
Passes Att-Comp-Int	38-23-0	17-11-0
TOTAL OFF. PLAYS-YARDS	70-254	62-393
Fumble Returns-Yards	0-0	0-0
Punt Returns-Yards	0-0	3-32
Kickoff Returns-Yards	5-106	3-50
Interception Returns-Yards	0-0	0-0
Punts (Number-Avg)	7-36.3	4-43.2
Fumbles-Lost	4-1	3-2
Penalties-Yards	6-45	3-40
Possession Time	31:23	28:37
Third-Down Conversions	6 of 17	6 of 12
Fourth-Down Conversions	1 of 3	0 of 0
Red-Zone Scores-Chances	1-3	4-4
Sacks By: Number-Yards	2-25	2-13

INDIVIDUAL STATISTICS

RUSHING: Indiana State-Bell, Shakir 10-67; Gates, Darrius 13-40; Lough, Brock 3-20; Fouch, Ronnie 3-minus 11; TEAM 3-minus 23. Cincinnati-WILLIAMS, D. 13-117; GOEBEL, John 9-75; WINN, George 11-48; COLLAROS, Zach 11-32; TEAM 1-minus 9.

PASSING: Indiana State-Fouch, Ronnie 23-38-0-161. Cincinnati-COLLAROS, Zach 11-17-0-130.

RECEIVING: Indiana State-Kent, Bryant 4-34; Riston, Leonard 4-3; Egberongbe, Edn 3-37; Jones, Alex 3-36; Goodlett, John 2-17; Hilton, Justin 2-11; Mardis, Michael 1-10; Lawshe, Demory 1-5; Lacotti, Larry 1-4; Lough, Brock 1-3; Gates, Darrius 1-1. Cincinnati-WOODS, DJ 5-46; BINNS, Armon 3-59; GUIDUGLI, Ben 2-17; GOEBEL, John 1-8.

2010 CINCINNATI FOOTBALL

BACK-TO-BACK BIG EAST CONFERENCE CHAMPIONS

GAME 3 • SEPT. 16, 2010 • CARTER-FINLEY STADIUM • RALEIGH, N.C. • ATT.: 55,934

GAME 4 • SEPT. 25, 2010 • PAUL BROWN STADIUM • CINCINNATI, OHIO • ATT.: 58,253



Cincinnati

19

NC State

30

RALEIGH, N.C. - Playing its third game in 12 days, the University of Cincinnati football team fell to NC State in a 30-19 contest at Carter-Finley Stadium.

Cincinnati (1-2) didn't run a play inside the N.C. State 32 until the final minutes, but the Wolfpack had a big lead by that point. Zach Collaros connected with D.J. Woods twice for touchdowns, the first from 68 yards late in the first half.

The Bearcats dropped their season opener on the west coast at Fresno State before getting back in the win column against Indiana State last week at home. The road does not get easier for first-year head coach Butch Jones next week as the University of Oklahoma comes rolling into Cincinnati.

The Wolfpack's Russell Wilson completed 26 of 40 passes, including an 8-yard touchdown strike to Taylor Gentry with about 7 1/2 minutes left to make it 30-7.

Jay Smith and Curtis Underwood Jr. had first-half touchdown catches, and Mustafa Greene had a 31-yard scoring run that gave N.C. State a 14-0 lead in the first quarter.

While Wilson had the offense going, N.C. State's defense did its part, too. The Wolfpack finished with five sacks, hurried Collaros four times and notched a fourth-and-1 stop early in the fourth quarter. N.C. State also blocked a punt to set up Gentry's touchdown catch.

UC's J.K. Schaffer was all over the field and set a career high with 16 tackles. Safety Wesley Richardson also had a career night with seven tackles and a pair of fumble recoveries. Linebacker Maalik Bomar continued the strong start to his season, racking up a career-best eight tackles.

Collaros finished the night 19-of-31 for 310 yards and three touchdowns. He was sacked five times. Woods finished a career-night with six catches for 146 yards and a pair of touchdowns. Marcus Barnett caught five balls for 61 yards and his first touchdown of the season. Barnett moved into the starting lineup last week, replacing Vidal Hazelton, who was lost for the season to a knee injury.

SCORE BY QUARTERS

	1	2	3	4	F
Cincinnati	0	7	0	12	- 19
NC State	14	6	3	7	- 30

SCORING SUMMARY

QTR	TIME	TEAM	SCORING PLAY	DRIVE; TIME
1st	09:26	NCST	Smith, J. 16 yd pass from Wilson (Czajkowski kick)	9-93; 3:07
	05:21	NCST	Greene 31 yd run (Czajkowski kick)	7-93; 2:30
2nd	03:12	CIN	Woods 68 yd pass from Collaros (Rogers kick)	2-74; 0:45
	01:04	NCST	Underwood 12 yd pass from Wilson (Czajkowski kick failed)	7-72; 2:01
3rd	08:02	NCST	Czajkowski 19 yd field goal	14-71; 5:39
4th	07:27	NCST	Gentry 8 yd pass from Wilson (Czajkowski kick)	3-25; 1:23
	06:26	CIN	WOODS 20 yd pass from COLLAROS (Collaros pass failed)	3-65; 0:53
	00:44	CIN	BARNETT 13 yd pass from Collaros (Collaros pass failed)	4-94; 1:07

TEAM STATISTICS

	UC	NCST
FIRST DOWNS	18	28
RUSHES-YARDS (NET)	31-75	36-158
PASSING YDS (NET)	310	333
Passes Att-Comp-Int	31-19-0	40-26-0
TOTAL OFF. PLAYS-YARDS	62-385	76-491
Fumble Returns-Yards	0-0	0-0
Punt Returns-Yards	1--2	1--3
Kickoff Returns-Yards	6-104	1-28
Interception Returns-Yards	0-0	0-0
Punts (Number-Avg)	7-35.3	5-31.2
Fumbles-Lost	5-1	4-2
Penalties-Yards	8-71	6-47
Possession Time	25:11	34:49
Third-Down Conversions	3 of 13	5 of 12
Fourth-Down Conversions	0 of 1	0 of 1
Red-Zone Scores-Chances	2-2	4-5
Sacks By: Number-Yards	2-7	5-33

INDIVIDUAL STATISTICS

RUSHING: Cincinnati-COLLAROS, Zach 22-32; WILLIAMS, D. 6-24; GOEBEL, John 3-19. NC State-Greene, M. 16-84; Wilson, R. 8-33; Underwood, C. 6-23; Haynes, D. 5-20; TEAM 1-minus 2.

PASSING: Cincinnati-COLLAROS, Zach 19-31-0-310. NC State-Wilson, R. 26-40-0-333.

RECEIVING: Cincinnati-WOODS, DJ 6-146; BINNS, Armon 6-95; BARNETT, Marcus 5-61; WILLIAMS, D. 1-5; GUIDUGLI, Ben 1-3. NC State-Greene, M. 5-54; Williams, J. 4-111; Spencer, O. 4-50; Bryan, G. 4-43; Gentry, T. 3-20; Smith, J. 1-16; Underwood, C. 1-12; Payton, Q. 1-9; Howard, S. 1-9; Graham, T. 1-7; Davis, D. 1-2.



Oklahoma

31

Cincinnati

29

CINCINNATI (AP) - The University of Cincinnati football team scored 17 fourth-quarter points but the eighth-ranked Sooners withstood a late Bearcats rally for a 31-29 win that kept them unbeaten.

Landry Jones ran an Oklahoma offense, throwing for 370 yards and two touchdowns.

Oklahoma (4-0) did a little of everything behind its sophomore quarterback, who completed a career-high 36 passes in 51 attempts with one interception. Ryan Broyles had his seventh straight 100-yard receiving game.

Jones' only interception helped Cincinnati (1-3) make a late charge. Zach Collaros followed with a 36-yard touchdown pass to D.J. Woods that cut it to 24-22 with 9:45 left.

Woods then fumbled a punt at Cincinnati's 7, setting up Jones' clinching touchdown pass.

Woods also fumbled at the 5-yard line at the end of a long run-and-catch in the first half, part of a self-destructive showing by the two-time defending Big East champions.

Collaros led a touchdown drive in the closing minutes against a defense willing to trade yards for time, throwing his third touchdown pass with 58 seconds left. Broyles recovered the onside kick to seal it. Collaros finished 23 of 38 for 305 yards. He also threw an interception in the end zone - his first this season - and fumbled.

Cincinnati drove to a first-and-goal at the 2 on its opening drive, but had to settle for a field goal, starting some grumbling in the less-than-capacity crowd of 58,253 at Paul Brown Stadium.

Collaros got the offense moving better than it had all season. Woods had a career-high 171 yards on seven catches, and Isaiah Pead ran for 169 yards.

Jacob Rogers, kicking with a foot injury, connected on three field goals from 22 yards and twice from 43 yards.

Linebacker JK Schaffer finished with a team-high 13 tackles.

SCORE BY QUARTERS

	1	2	3	4	F
Oklahoma	14	3	7	7	- 31
Cincinnati	3	6	3	17	- 29

SCORING SUMMARY

QTR	TIME	TEAM	SCORING PLAY	DRIVE; TIME
1st	10:39	CIN	Rogers 22 yd field goal	8-27; 3:06
	06:36	OU	Murray 1 yd run (Stevens kick)	12-80; 4:03
	01:38	OU	Broyles 5 yd pass from Jones (Stevens kick)	11-69; 3:59
2nd	14:45	CIN	Goebel 4 yd pass from Collaros (Rogers kick failed)	6-89; 1:48
	01:02	OU	Stevens 42 yd field goal	10-55; 2:39
3rd	10:05	OU	Madu 5 yd run (Stevens kick)	9-92; 2:59
	06:56	CIN	Rogers 43 yd field goal	7-55; 3:09
	14:56	CIN	Rogers 43 yd field goal	5-43; 1:15
	09:45	CIN	Woods 36 yd pass from Collaros (ROGERS, Jacob kick)	5-71; 2:01
	04:31	OU	Millard 5 yd pass from Jones (Stevens kick)	2-7; 0:25
	00:58	CIN	Robinson 18 yd pass from Collaros (Rogers kick)	8-80; 1:21

TEAM STATISTICS

	OU	CIN
FIRST DOWNS	27	22
RUSHES-YARDS (NET)	43-82	32-156
PASSING YDS (NET)	370	305
Passes Att-Comp-Int	51-36-1	38-23-1
TOTAL OFF. PLAYS-YARDS	94-452	70-461
Fumble Returns-Yards	0-0	0-0
Punt Returns-Yards	4-16	3-39
Kickoff Returns-Yards	3-85	5-85
Interception Returns-Yards	1-0	1-0
Punts (Number-Avg)	8-40.9	6-49.2
Fumbles-Lost	1-0	4-3
Penalties-Yards	13-113	7-72
Possession Time	32:29	26:33
Third-Down Conversions	8 of 18	5 of 17
Fourth-Down Conversions	0 of 0	1 of 1
Red-Zone Scores-Chances	4-4	4-5
Sacks By: Number-Yards	3-22	2-21

INDIVIDUAL STATISTICS

RUSHING: Oklahoma-Murray, Demarco 28-67; Madu, Mossis 8-28; Franks, Trey 2-12; team 2-minus 5; Jones, Landry 3-minus 20. Cincinnati-PEAD, Isaiah 21-169; GOEBEL, John 1-4; WOODS, DJ 1-0; COLLAROS, Zach 9-minus 17.

PASSING: Oklahoma-Jones, Landry 36-51-1-37. Cincinnati- COLLAROS, Zach 23-38-1-305.

RECEIVING: Oklahoma-Broyles, Ryan 10-100; Murray, Demarco 7-21; Stills, Kenny 4-72; Miller, Dejuan 3-66; Millard, Trey 3-30; Madu, Mossis 3-17; Ratterree, T. 2-31; Franks, Trey 2-24; Kenney, Cameron 2-9. Cincinnati WOODS, DJ 7-171; MCCLUNG, A. 4-58; PEAD, Isaiah 4-9; BINNS, Armon 3-26; ROBINSON, A. 2-19; BARNETT, Marcus 2-18; GOEBEL, John 1-4.

2010 CINCINNATI FOOTBALL

BACK-TO-BACK BIG EAST CONFERENCE CHAMPIONS

GAME 5 • OCT. 9, 2010 • NIPPERT STADIUM • CINCINNATI, OHIO • ATT.: 33,909

GAME 6 • OCT. 15, 2010 • PAPA JOHN'S CARDINAL STADIUM • LOUISVILLE, KY. • ATT.: 55,106



Miami (OH)

3

Cincinnati

45



Cincinnati

35

Louisville

27

CINCINNATI - The two-time defending BIG EAST champions got their swagger back just in time.

Zach Collaros threw three touchdown passes - two of them long strikes to Armon Binns - and Isaiah Pead had a pair of long runs during Cincinnati's big first half, sending the Bearcats to a 45-3 victory over local rival Miami (OH).

The Bearcats (2-3) were determined to build on their momentum from a close loss to No. 6 Oklahoma. A quick-strike offense sent Cincinnati into conference play with plenty of momentum.

Collaros threw a 48-yard touchdown pass to Binns down the left sideline on the game's second play, setting the tone. He also threw a 32-yarder to Binns down the other sideline as Cincinnati pulled ahead 45-3 in the first half. Collaros finished 14 of 17 for 216 yards, leaving midway through the third quarter.

The Bearcats' balance was their best asset.

Pead broke a career-best 80-yard touchdown run and a 69-yard run that set up another score, carrying 10 times for 197 yards. Pead, who missed most of two games because of a knee injury, returned against Oklahoma and ran for 169 yards.

Miami (3-3) lost to its southwest Ohio rival for the fifth year in a row. The RedHawks gave up 28 points in the first quarter, its worst quarter since 2002.

Pead had two scintillating runs. On his 80-yard score, he found a hole and made two full-speed cuts before outrunning Miami's defensive backfield. On his 69-yard run, he made two cutbacks and pushed one defender out of his way to keep going.

LOUISVILLE (AP) - Zach Collaros threw a career-high five touchdown passes--three to Armon Binns--and Cincinnati overcame the loss of another receiver, beating Louisville 35-27 in its BIG EAST opener.

The two-time defending champs lost receiver D.J. Woods to a concussion after his second touchdown catch in the third quarter. Cincinnati (3-3) already was short-handed at receiver with Vidal Hazelton's season-ending knee injury.

Binns' 62-yard touchdown in the fourth quarter decided a game of try-to-top-this plays. He also scored on catches of 47 and 10 yards in the best game of his career. Collaros was 18 of 28 for 275 yards with a pair of interceptions.

Bilal Powell ran for a career-high 209 yards and two touchdowns, keeping Louisville (3-3) in the game. He had an electrifying 85-yard touchdown run that helped the Cardinals take a 24-21 lead into halftime.

Out of timeouts, Louisville went for it on fourth-and-goal from the 12 with 4:20 left. Adam Froman's pass was broken up by Camerion Cheatham and Cincinnati ran out the clock.

The Ohio River rivalry - a keg of nails goes to the winner - got off to a raucous start and never slowed down.

Collaros rolled right and saw Woods running several yards beyond the coverage for a 47-yard touchdown on Cincinnati's first play. In the end zone, Woods got a 15-yard penalty for going face-to-face and talking trash at safety Shenard Holton - just the start of a lot of jawing and shoving throughout.

Nothing tricky about Cincinnati's passing game. Receivers ran past defenders for their big plays.

Collaros' 14-yard touchdown pass to Woods put Cincinnati ahead 28-24. Woods' head slammed on the ground after a hard hit in the end zone, his helmet rolling off, and he was slow getting up.

Binns made the final big play, beating cornerback Bobby Burns for his 62-yard catch.

SCORE BY QUARTERS

	1	2	3	4	F
Miami (OH)	0	3	0	0	- 3
Cincinnati	28	17	0	0	- 45

SCORING SUMMARY

QTR	TIME	TEAM	SCORING PLAY	DRIVE; TIME
1st	14:35	CIN	Binns 48 yd pass from Collaros (Rogers kick)	2-63; 0:25
	08:20	CIN	Woods 18 yd run (Rogers kick)	3-34; 0:33
	04:40	CIN	Binns 32 yd pass from Collaros (Rogers kick)	6-70; 1:41
	02:34	CIN	Pead 80 yd run (Rogers kick)	1-80; 0:13
2nd	13:40	MIAMI	Cook 48 yd field goal	12-49; 3:54
	10:35	CIN	Rogers 24 yd field goal	9-53; 2:57
	06:56	CIN	Goebel 2 yd run (Rogers kick)	3-67; 1:04
	00:16	CIN	Guidugli 6 yd pass from Collaros (Rogers kick)	10-86; 3:57

SCORE BY QUARTERS

	1	2	3	4	F
Cincinnati	14	7	7	7	- 35
Louisville	14	10	0	3	- 27

SCORING SUMMARY

QTR	TIME	TEAM	SCORING PLAY	DRIVE; TIME
1st	12:42	CIN	Woods 47 yd pass from Collaros (Rogers kick)	1-52; 0:27
	06:12	LOU	Chichester 11 yd pass from Froman (Philpott kick)	5-24; 2:34
	02:25	CIN	Binns 10 yd pass from Collaros (Rogers kick)	9-70; 3:47
	01:20	LOU	Powell 85 yd run (Philpott kick)	2-86; 1:05
2nd	12:54	LOU	Philpott 26 yd field goal	7-44; 2:47
	05:33	LOU	Powell 9 yd run (Philpott kick)	12-69; 6:17
	03:46	CIN	Binns 31 yd pass from Collaros (Rogers kick)	5-81; 1:47
3rd	02:51	CIN	Woods 14 yd pass from Collaros (Rogers kick)	14-77; 6:13
4th	11:27	LOU	Philpott 37 yd field goal	8-36; 3:28
	09:14	CIN	Binns 62 yd pass from Collaros (Rogers kick)	5-74; 2:13

TEAM STATISTICS

	MIAMI	UC
FIRST DOWNS	17	29
RUSHES-YARDS (NET)	25-42	46-384
PASSING YDS (NET)	227	225
Passes Att-Comp-Int	42-28-0	21-15-0
TOTAL OFF. PLAYS-YARDS	67-269	67-609
Fumble Returns-Yards	0-0	0-0
Punt Returns-Yards	1-10	2-19
Kickoff Returns-Yards	3-50	2-73
Interception Returns-Yards	0-0	0-0
Punts (Number-Avg)	8-39.6	3-44.0
Fumbles-Lost	0-0	0-0
Penalties-Yards	6-57	9-85
Possession Time	31:53	28:01
Third-Down Conversions	3 of 14	5 of 10
Fourth-Down Conversions	0 of 1	0 of 1
Red-Zone Scores-Chances	0-0	4-5
Sacks By: Number-Yards	1-9	2-10

INDIVIDUAL STATISTICS

RUSHING: Miami (OH)-WOODS, Tracy 5-22; MERRIWEATHER, T 8-20; DYSERT, Zac 8-6; GREEN, Danny 2-5; TEAM 1-minus 2; PARTRIDGE, R. 1-minus 9.

CINCINNATI-PEAD, Isaiah 10-197; WINN, George 19-81; GOEBEL, John 10-68; ANDERSON, Chazz 3-18; WOODS, DJ 1-18; FEARING, Adam 2-6; COLLAROS, Zach 1-minus 4.

PASSING: Miami (OH)-DYSERT, Zac 22-35-0-165; BOUCHER, Austin 6-7-0-62. Cincinnati-COLLAROS, Zach 14-17-0-216; ANDERSON, Chazz 1-4-0-9.

RECEIVING: Miami (OH)-ROBINSON, A. 9-87; HARWELL, Nick 6-62; MERRIWEATHER, T 3-6; CRUSE, Andy 2-20; SWIFT, Lucas 2-13; GREEN, Danny 2-13; WOODS, Tracy 2-10; ROGERS, Jamal 1-9; WHITE, Dustin 1-7. Cincinnati-BINNS, Armon 5-115; WOODS, DJ 5-54; GUIDUGLI, Ben 4-47; WOODARD, Orion 1-9.

TEAM STATISTICS

	CIN	LOU
FIRST DOWNS	22	19
RUSHES-YARDS (NET)	33-178	34-228
PASSING YDS (NET)	275	206
Passes Att-Comp-Int	28-18-2	28-19-0
TOTAL OFFENSE PLAYS-YARDS	61-453	62-434
Fumble Returns-Yards	0-0	0-0
Punt Returns-Yards	0-0	1--2
Kickoff Returns-Yards	6-98	6-141
Interception Returns-Yards	0-0	2-3
Punts (Number-Avg)	2-44.5	3-33.3
Fumbles-Lost	1-1	0-0
Penalties-Yards	5-51	8-73
Possession Time	26:26	33:34
Third-Down Conversions	6 of 9	5 of 13
Fourth-Down Conversions	0 of 0	0 of 1
Red-Zone Scores-Chances	2-2	4-5
Sacks By: Number-Yards	2-10	0-0

INDIVIDUAL STATISTICS

RUSHING: Cincinnati-PEAD, Isaiah 21-145; COLLAROS, Zach 7-32; GOEBEL, John 2-6; WOODS, DJ 1-minus 1; TEAM 2-minus 4. Louisville-POWELL, Bilal 24-209; BELLAMY, Josh 1-12; DONNELL, Blayne 3-11; BROWN, D. 1-minus 1; FROMAN, Adam 5-minus 3.

PASSING: Cincinnati-COLLAROS, Zach 18-28-2-275. Louisville-FROMAN, Adam 18-27-0-179; BEAUMONT, Doug 1-1-0-27.

RECEIVING: Cincinnati-BINNS, Armon 8-175; GUIDUGLI, Ben 4-26; WOODS, DJ 2-61; PEAD, Isaiah 2-0; BARNETT, Marcus 1-8; MCCLUNG, A. 1-5. Louisville-GRAHAM, Cameron 5-38; SMITH, Andrell 3-59; NORD, Nate 2-29; CHICHESTER, J. 2-14; POWELL, Bilal 2-13; BELLAMY, Josh 2-10; FROMAN, Adam 1-27; BEAUMONT, Doug 1-11; DONNELL, Blayne 1-5.

2010 CINCINNATI FOOTBALL

BACK-TO-BACK BIG EAST CONFERENCE CHAMPIONS

GAME 7 • OCT. 22, 2010 • NIPPERT STADIUM • CINCINNATI, OHIO • ATT.: 32,670

GAME 8 • OCT. 30, 2010 • NIPPERT STADIUM • CINCINNATI, OHIO • ATT.: 32,072



USF

38

Cincinnati

30



Syracuse

31

Cincinnati

7

CINCINNATI - Zach Collaros threw three touchdown passes, going 30 of 53--both career highs--for 463 yards but it was not enough as a late rally came up short and UC fell 38-30 to USF.

B.J. Daniels got the Bulls going by completing one long pass after another against Cincinnati's defense. The Bearcats (3-4, 1-1) have the youngest defense in the BCS, starting eight sophomores.

Daniels' 64-yard completion to Dontavia Bogan set up a third-quarter touchdown, and his 70-yard pass to Faron Hornes put the Bulls up 31-16 late in the third quarter. Daniels finished 13 of 16 for 286 yards without an interception.

The Bearcats had won 13 straight Big East games, tied for third-longest streak in league history. They hadn't lost at Nippert Stadium since 2008.

The Bearcats put themselves in position for one final shot to pull it out.

Collaros took a hard hit and was on the sideline with a leg injury for Cincinnati's final drive, which ended with Chazz Anderson's incompletion from the Bulls 15-yard line with 7 seconds remaining.

The Bearcats self-destructed with dropped throws and 12 penalties for 115 yards.

Cincinnati's inexperienced defense--eight sophomore starters, no seniors-- had only two interceptions all season and was looking for a breakout game against Daniels. Sophomore safety Drew Frey stepped in front of a receiver on Daniels' first pass, but lost the ball as he hit the ground.

South Florida's defense made a pivotal stop, stopping Collaros on a fourth-and-1 from the Bulls 30-yard line late in the third quarter.

Collaros' 15-yard touchdown pass to Armon Binns cut it to 38-30 with 5:35 left, but the quarterback was hit hard and went to be evaluated for a leg injury. The Bearcats got the ball back at their 29-yard line with 3:25 remaining and drove to the 15, where Anderson threw one away while getting sacked on fourth down.

CINCINNATI - The University of Cincinnati football team turned the ball over three times and dropped a 31-7 decision to Syracuse on Homecoming at Nippert Stadium.

Cincinnati (3-5, 1-2 BIG EAST Conference) was without started quarterback Zach Collaros, who missed his first career game due to injury.

Junior Chazz Anderson made his first start since 2008 and finished the game 18-for-31 with 148 yards, one touchdown and one interception. He also added a team-high 66 yards rushing. Collaros, who bruised his left knee during UC's loss to USF, tried to warm up, but was not able to go. The junior was on the UC sideline in sweats and a headset doing his best to contribute.

Anderson connected with D.J. Woods on his lone touchdown of the day, a 33-yard strike over the middle that Woods took to the end zone. It was Woods' seventh TD of the season and the first passing TD for Anderson since Oct. 3, 2008 at Marshall.

The three Bearcats turnovers, two of which occurred in the red zone, led to 17 points for the Orange (6-2, 3-1 BIG EAST). Orange QB Ryan Nassib threw a pair of touchdown passes, going 16-of-26 for 125 yards and an interception. Delone Carter helped the cause with his 109 yard effort on 19 carries.

UC's defense sacked Nassib four times and tallied an interception and a fumble recovery. Sophomore Walter Stewart finished with a career best 13 tackles. Junior J.K. Schaffer added nine stops, two tackles for a loss, a sack, forced fumble, and a pass break up.

SCORE BY QUARTERS

	1	2	3	4	F
USF	0	17	14	7	- 38
Cincinnati	3	10	3	14	- 30

SCORING SUMMARY

QTR	TIME	TEAM	SCORING PLAY	DRIVE; TIME
1st	05:27	CIN	Rogers 26 yd field goal	7-31 3:42
2nd	14:17	USF	Daniels 3 yd run (Bonani kick)	13-86 6:04
	12:46	USF	Landi 31 yd pass from Daniels (Bonani kick)	1-31 0:07
	09:40	CIN	Binns 20 yd pass from Collaros (Rogers kick)	10-80 3:06
	02:47	USF	Bonani 33 yd field goal	12-49 6:41
	00:36	CIN	Rogers 21 yd field goal	9-72 2:05
3rd	08:13	CIN	Rogers 44 yd field goal	7-35 1:19
	06:50	USF	Murray 2 yd run (Bonani kick)	3-60 1:21
	01:26	USF	Hornes 70 yd pass from Daniels (Bonani kick)	1-70 0:12
4th	13:45	CIN	Barnett 32 yd pass from Collaros (Rogers kick)	8-80 2:41
	09:32	USF	Daniels 1 yd run (Bonani kick)	8-58 4:06
	05:35	CIN	Binns 15 yd pass from Collaros (Rogers kick)	11-80 3:57

TEAM STATISTICS

	USF	UC
FIRST DOWNS	13	29
RUSHES-YARDS (NET)	36-92	29-78
PASSING YDS (NET)	286	512
Passes Att-Comp-Int	16-13-0	61-34-1
TOTAL OFF. PLAYS-YARDS	52-378	90-590
Fumble Returns-Yards	0-0	0-0
Punt Returns-Yards	1-12	1-5
Kickoff Returns-Yards	7-123	4-95
Interception Returns-Yards	1-13	0-0
Punts (Number-Avg)	4-41.5	2-38.0
Fumbles-Lost	2-0	1-0
Penalties-Yards	3-40	12-115
Possession Time	26:39	33:21
Third-Down Conversions	7 of 12	9 of 19
Fourth-Down Conversions	0 of 0	2 of 4
Red-Zone Scores-Chances	4-4	4-6
Sacks By: Number-Yards	4-36	0-0

INDIVIDUAL STATISTICS

RUSHING: USF-DANIELS, BJ 9-35; BOGAN, Dontavia 1-18; HORNES, Faron 2-14; MURRAY, Demetri 13-12; PLANCHER, Moise 4-11; LAMAR, Lindsey 1-6; KELLY, Richard 3-4; TEAM 2-minus 2; MITCHELL, Terre 1-minus 6. Cincinnati-PEAD, Isaiah 15-48; COLLAROS, Zach 10-27; GOEBEL, John 1-7; ANDERSON, Chazz 3-minus 4.
PASSING: USF-DANIELS, BJ 13-16-0-286. Cincinnati COLLAROS, Zach 30-53-1-463; ANDERSON, Chazz 4-8-0-49.
RECEIVING: USF-LAMAR, Lindsey 4-35; BOGAN, Dontavia 3-85; HORNES, Faron 2-75; LANDI, Evan 2-38; MURRAY, Demetri 1-39; GIDREY, Kevin 1-14. Cincinnati-BINNS, Armon 12-158; BARNETT, Marcus 9-174; WOODS, DJ 9-137; PEAD, Isaiah 2-27; GUIDUGLI, Ben 2-16.

SCORE BY QUARTERS

	1	2	3	4	F
Syracuse	0	17	7	7	- 31
Cincinnati	0	7	0	0	- 7

SCORING SUMMARY

QTR	TIME	TEAM	SCORING PLAY	DRIVE; TIME
2nd	12:56	SYR	Chew 3 yd pass from Nassib (Krautman kick)	14-80; 6:33
	10:05	SYR	Bartholomew 0 yd fumble recovery (Krautman kick)	5-19; 2:40
	07:53	SYR	Krautman 26 yd field goal	5-10; 1:54
	04:52	CIN	Woods 33 yd pass from Anderson (Rogers kick)	8-62; 2:53
3rd	07:15	SYR	Bailey 5 yd pass from Nassib (Krautman kick)	4-37; 2:12
4th	07:31	SYR	Bailey Antwon 1 yd run (Krautman kick)	10-42; 4:54

TEAM STATISTICS

	CIN	LOU
FIRST DOWNS	16	15
RUSHES-YARDS (NET)	44-137	29-109
PASSING YDS (NET)	125	168
Passes Att-Comp-Int	26-16-1	39-21-1
TOTAL OFF. PLAYS-YARDS	70-262	68-277
Fumble Returns-Yards	1-21	0-0
Punt Returns-Yards	1-15	1-20
Kickoff Returns-Yards	1-16	6-154
Interception Returns-Yards	1-60	1-9
Punts (Number-Avg)	4-41.8	5-42.8
Fumbles-Lost	2-1	2-2
Penalties-Yards	5-44	5-50
Possession Time	35:20	24:40
Third-Down Conversions	7 of 15	11 of 18
Fourth-Down Conversions	1 of 1	0 of 2
Red-Zone Scores-Chances	5-5	0-2
Sacks By: Number-Yards	1-7	4-29

INDIVIDUAL STATISTICS

RUSHING: Syracuse-CARTER, Delone 19-109; BAILEY, Antwon 14-44; HARRIS, Adam 3-7; NIEVES, Robert 2-4; LEMON, Alec 1-minus 2; NASSIB, Ryan 5-minus 25; BARTHOLOMEW, R. 0-0. Cincinnati-ANDERSON, Chazz 13-66; PEAD, Isaiah 11-23; KAY, Brendon 2-14; GOEBEL, John 2-4; WOODS, DJ 1-2.
PASSING: Syracuse-NASSIB, Ryan 16-26-1-125. Cincinnati-ANDERSON, Chazz 18-33-1-148; KAY, Brendon 3-6-0-20.
RECEIVING: Syracuse-PROVO, Nick 4-40; BAILEY, Antwon 4-24; CRUZ, Jose 3-20; LEMON, Alec 2-27; CARTER, Delone 2-11; CHEW, Van 1-3. Cincinnati-WOODS, DJ 5-56; BARNETT, Marcus 4-28; PEAD, Isaiah 4-28; BINNS, Armon 3-28; GOEBEL, John 2-6; WOODARD, Orion 1-9; ROBINSON, A. 1-7; WINN, George 1-6.

2010 CINCINNATI FOOTBALL

BACK-TO-BACK BIG EAST CONFERENCE CHAMPIONS

GAME 9 • NOV. 13, 2010 • MILAN PUSKAR STADIUM • MORGANTOWN, W.VA. • ATT.: 56,593



Cincinnati

10

West Virginia

37

MORGANTOWN, W.Va.- BIG EAST Conference passing leader Zach Collaros returned after missing a game due to a knee injury but his return was not enough to spark the University of Cincinnati as the Bearcats dropped their third-straight game, 37-10, to West Virginia at Milan Puskar Stadium.

Collaros, who suffered a knee injury against South Florida was 25-of-45 for 221 yards and two interceptions, but did not connect on a touchdown for the first time in 13 career starts.

West Virginia (6-3, 2-2 BIG EAST) broke a two-game losing skid and Geno Smith threw four first-half touchdown passes as the Mountaineers took advantage of some early Cincinnati miscues to lead 30-3 at the half. Smith finished the game 15 of 25 for 174 yards. He threw two TD passes apiece to Tavon Austin and Jock Sanders.

Cincinnati (3-6, 1-3) was snake bitten early in the game. After a defensive three-and-out on the first series, the ensuing WVU punt ended up in the Mountaineers hands after the officials ruled the ball hit Munchie Legaux, who was blocked back into returner D.J. Woods. WVU scored a few plays later and never looked back. Replays later showed the ball hit a WVU player first but the call was not reviewed.

UC has been vexed by turnovers in 2010 with 13 turnovers in the team's seven losses and only four in its three wins. The Bearcats have lost three straight games for the first time since the 2005 season. The Bearcats closed that year by dropping three consecutive games from Nov. 9 to Nov. 26. UC is 44-17 since 2006. The loss snapped UC's seven-game BIG EAST Conference road winning streak, dating back to Oct. 25, 2008, a loss at Connecticut.

JK Schaffer tied a career high with 16 tackles. He had nine solo stops, seven assists, a tackle for a loss, and forced fumble. Armon Binns finished with 10 catches for 115 yards, his fourth 100-yard receiving game of the season and the seventh for his career.

SCORE BY QUARTERS

	1	2	3	4	F
Cincinnati	0	3	7	0	- 10
WVU	14	16	7	0	- 37

SCORING SUMMARY

QTR	TIME	TEAM	SCORING PLAY	DRIVE; TIME
1st	13:52	WVU	Austin 32 yd pass from G. Smith (Bitancourt kick)	1-32; 0:07
	04:14	WVU	Austin 10 yd pass from G. Smith (Bitancourt kick)	9-51; 2:22
2nd	08:56	WVU	Sanders 48 yd pass from G. Smith (Bitancourt kick)	1-48; 0:10
	06:58	WVU	Sanders 5 yd pass from G. Smith (Bitancourt kick)	3-6; 1:04
	01:50	WVU	TEAM safety	
	00:00	CIN	Rogers 49 yd field goal	9-50; 1:18
3rd	13:19	CIN	Pead 53 yd run (Rogers kick)	4-61; 1:35
	09:43	WVU	Devine 13 yd run (Bitancourt kick)	9-80; 3:36

TEAM STATISTICS

	UC	WVU
FIRST DOWNS	15	29
RUSHES-YARDS (NET)	16-60	59-245
PASSING YDS (NET)	221	174
Passes Att-Comp-Int	45-25-2	25-15-1
TOTAL OFF. PLAYS-YARDS	61-281	84-419
Fumble Returns-Yards	0-0	0-0
Punt Returns-Yards	1--1	2-18
Kickoff Returns-Yards	6-135	2-45
Interception Returns-Yards	1--2	2-25
Punts (Number-Avg)	8-40.8	6-39.5
Fumbles-Lost	2-2	1-1
Penalties-Yards	10-96	2-20
Possession Time	23:07	36:53
Third-Down Conversions	0 of 12	7 of 16
Fourth-Down Conversions	1 of 1	1 of 2
Red-Zone Scores-Chances	0-1	3-4
Sacks By: Number-Yards	2-14	5-28

INDIVIDUAL STATISTICS

RUSHING: Cincinnati-PEAD, Isaiah 8-78; WINN, George 1-8; COLLAROS, Zach 7-minus 26. WVU-DEVINE, Noel 18-77; ALSTON, Shawne 17-75; CLARKE, Ryan 7-29; JOHNSON, Trey 5-22; AUSTIN, Tavon 2-19; SANDERS, Jock 1-15; LINDAMOOD, Matt 3-10; HOWARD, John 1-0; SMITH, Geno 5-minus 2.

PASSING: Cincinnati-COLLAROS, Zach 25-45-2-221. WVU SMITH, Geno 15-25-1-174.

RECEIVING: Cincinnati-BINNS, Armon 10-115; MCCLUNG, A. 4-28; PEAD, Isaiah 4-19; WOODS, DJ 3-32; GUIDUGLI, Ben 2-25; BARNETT, Marcus 1-3; GOEBEL, John 1-minus 1. WVU-SANDERS, Jock 6-95; STARKS, Brad 4-39; AUSTIN, Tavon 2-42; JOHNSON, Will 1-1; ALSTON, Shawne 1-minus 1; DEVINE, Noel 1-minus 2.

GAME 10 • NOV. 20, 2010 • NIPPERT STADIUM • CINCINNATI, OHIO • ATT.: 30,265



Rutgers

38

Cincinnati

69

CINCINNATI - Isaiah Pead scored a career-high five touchdowns - four running, one receiving - and Cincinnati's offense put together a bevy of big plays on Saturday night, beating Rutgers 69-38 in the highest-scoring game in Big East history.

The Bearcats (4-6, 2-3) piled up 41 points in the first half alone and finished tied for third-most points in school history. Pead had a career-high 213 yards on 31 carries, becoming the first Bearcat to run for 200 yards since 2004.

Zach Collaros was 23 of 39 for 366 yards, throwing for four touchdowns and running for another. The Bearcats gained 661 yards, the second-most in school history.

Pead paced Cincinnati with touchdown runs of 24, 9 and 24 yards. He also caught a 34-yard pass for Cincinnati's first score.

Collaros stood his ground against a heavy pass rush and threw a 34-yard touchdown to Pead down the right sideline on the Bearcats' first drive. Pead ran 24 yards for a touchdown on the Bearcats' next possession, putting Cincinnati ahead to stay, then pitched to receiver D.J. Woods on a reverse for a 9-yard touchdown.

No matter what type of defense Rutgers played, Cincinnati found a hole in it. Usually, a big one.

Pead's 9-yard touchdown leap - he soared over the pylon and the line judge got bowled over, signaling a touchdown from his knees - highlighted the wide-open half. It ended with another Cincinnati flourish. Collaros led the Bearcats 62 yards in only 33 seconds, hitting Woods with a 16-yard touchdown pass with 5 seconds to go.

SCORE BY QUARTERS

	1	2	3	4	F
Rutgers	10	14	7	7	- 38
Cincinnati	20	21	14	14	- 69

SCORING SUMMARY

QTR	TIME	TEAM	SCORING PLAY	DRIVE; TIME
1st	13:47	RU	Thomas 51 yd pass from Sanu (Te kick)	1-51; 0:08
	12:15	CIN	Pead 34 yd pass from Collaros (Rogers kick blocked)	4-66; 1:25
	09:06	CIN	Pead 24 yd run (Rogers kick)	5-75; 1:53
	02:51	RU	Te 28 yd field goal	12-69; 6:10
	00:23	CIN	Woods 9 yd run (Rogers kick)	6-74; 2:22
2nd	13:52	RU	Harrison 52 yd pass from Dodd (Te kick)	4-65; 1:25
	07:56	CIN	Collaros 2 yd run (Rogers kick)	9-94; 3:55
	03:00	CIN	Pead 9 yd run (Rogers kick)	7-73; 2:42
	00:43	RU	Harrison 5 yd pass from Dodd (Te kick)	11-74; 2:12
	00:05	CIN	Woods 16 yd pass from Collaros (Rogers kick)	6-62; 0:33
3rd	14:45	RU	Harrison 66 yd pass from Dodd (Te kick)	1-66; 0:08
	11:14	CIN	Pead 24 yd run (Rogers kick)	7-65; 3:26
	03:35	CIN	Guidugli 10 yd pass from Collaros (Rogers kick)	12-77; 3:29
4th	13:37	RU	Harrison 36 yd pass from Dodd (Te kick)	2-44; 0:36
	12:59	CIN	PEAD, Isaiah 26 yd run (ROGERS, Jacob kick)	2-37; 0:29
	05:17	CIN	McClung 4 yd pass from Collaros (Rogers kick)	5-24; 2:49

TEAM STATISTICS

	RU	UC
FIRST DOWNS	16	31
RUSHES-YARDS (NET)	27--9	46-295
PASSING YDS (NET)	400	366
Passes Att-Comp-Int	33-21-2	40-23-1
TOTAL OFF. PLAYS-YARDS	60-391	86-661
Fumble Returns-Yards	0-0	0-0
Punt Returns-Yards	2--3	4-22
Kickoff Returns-Yards	11-226	7-154
Interception Returns-Yards	1-13	2-15
Punts (Number-Avg)	7-47.7	4-33.5
Fumbles-Lost	2-0	0-0
Penalties-Yards	5-45	8-65
Possession Time	26:09	33:51
Third-Down Conversions	5 of 13	10 of 16
Fourth-Down Conversions	0 of 0	1 of 1
Red-Zone Scores-Chances	2-2	6-6
Sacks By: Number-Yards	2-11	7-40

INDIVIDUAL STATISTICS

RUSHING: Rutgers-DEERING, Jeremy 7-13; THOMAS, Jordan 5-11; WILLIAMS, De'An 2-3; MARTINEK, Joe 2-minus 1; TEAM 1-minus 2; DODD, Chas 10-minus 33. Cincinnati-PEAD, Isaiah 31-213; WOODS, DJ 4-50; COLLAROS, Zach 7-17; WINN, George 3-16; GOEBEL, John 1-minus 1.

PASSING: Rutgers-DODD, Chas 19-29-2-335; SANU, Mohamed 2-3-0-65; JEFFERSON, D.C. 0-1-0-0. Cincinnati-COLLAROS, Zach 23-39-1-366; TEAM 0-1-0-0.

RECEIVING: Rutgers-HARRISON, Mark 10-240; STROUD, Keith 6-63; THOMAS, Jordan 2-59; DEERING, Jeremy 1-25; YOUNG, Kordell 1-8; TARTACOFF, J.T. 1-5. Cincinnati-BINNS, Armon 6-139; WOODS, DJ 6-97; MCCLUNG, A. 4-36; ROBINSON, A. 3-39; PEAD, Isaiah 2-36; GUIDUGLI, Ben 2-19.

GAME 11 • NOV. 27, 2010 • RENTSCHLER FIELD • EAST HARTFORD, CONN. • ATT.: 40,000



Cincinnati

17

Connecticut

38

EAST HARTFORD, Conn. - Zach Collaros threw for a touchdown and ran for another Saturday, but it was not enough as Cincinnati dropped a 38-17 decision to Connecticut at Rentschler Field.

Collaros threw for 288 yards and ran for 84 yards in the loss for the Bearcats (4-7, 2-4 BIG EAST), but also had four interceptions.

Connecticut's Jordan Todman ran for 175 yards and three touchdowns. UConn capped a 14-point swing just before halftime as defensive lineman Kendall Reyes had a key interception deep in Husky territory just before halftime, setting up a 1-yard Todman touchdown run that made it 24-10 UConn.

The Bearcats pulled within one score in the game's closing minutes but could not overcome its five turnovers on the day. Todman, who carried the ball 31 times, scored twice more in the fourth quarter to put the game away. Collaros engineered an 8 play 88 yard touchdown drive to make it 24-17. He was helped by three pass interference penalties on UConn's Dwayne Gratz.

Armon Binns caught nine balls for 107 yards and a touchdown for the Bearcats. He became the eighth UC receiver all time to eclipse the 1,000-yard mark in a single season.

A week after putting up 69 points and 661 yards on Rutgers, Cincinnati had 399 yards in this one, but just 111 on the ground.

UConn quarterback Zach Frazer was 11-of-24 for 121 yards, with a touchdown and one interception.

Late in the second quarter, with the Huskies up 17-10, Cincinnati drove to the UConn 6-yard line. But Reyes batted a Collaros pass and grabbed it out of the air. His 84-yard return was called back to the Cincinnati 15 on a blocking penalty.

Collaros scrambled out of trouble and found Binns on a 15-yard touchdown pass that cut UConn's lead to 14-10 midway through the second quarter.

SCORE BY QUARTERS	1	2	3	4	F
Cincinnati	3	7	0	7	- 17
Connecticut	7	17	0	14	- 38

SCORING SUMMARY

QTR	TIME	TEAM	SCORING PLAY	DRIVE; TIME
1st	09:05	UConn	Sherman 16 yd pass from Frazer (Teggart kick)	6-77; 2:49
	05:55	CIN	Rogers 32 yd field goal	11-32; 3:10
2nd	13:35	UConn	Frey 6 yd run (Teggart kick)	9-48; 4:21
	09:52	CIN	Binns 15 yd pass from Collaros (Rogers kick)	11-78; 3:43
	05:13	UConn	Teggart 24 yd field goal	12-50; 4:39
	00:04	UConn	Todman 1 yd run (Teggart kick)	5-15; 1:00
4th	08:41	CIN	Collaros 3 yd run (Rogers kick)	8-88; 2:28
	06:16	UConn	Todman 1 yd run (Teggart kick)	5-36; 2:25
	03:49	UConn	Todman 9 yd run (Teggart kick)	3-7; 1:29

TEAM STATISTICS

	UC	UConn
FIRST DOWNS	26	22
RUSHES-YARDS (NET)	27-111	52-236
PASSING YDS (NET)	288	121
Passes Att-Comp-Int	50-26-4	24-11-1
TOTAL OFF. PLAYS-YARDS	77-399	76-357
Fumble Returns-Yards	0-0	0-0
Punt Returns-Yards	3-17	1-12
Kickoff Returns-Yards	6-101	3-91
Interception Returns-Yards	1-0	4-149
Punts (Number-Avg)	2-43.0	5-31.0
Fumbles-Lost	1-1	0-0
Penalties-Yards	5-39	9-94
Possession Time	26:19	33:41
Third-Down Conversions	7 of 14	9 of 16
Fourth-Down Conversions	1 of 2	1 of 1
Red-Zone Scores-Chances	3-4	6-6
Sacks By: Number-Yards	2-12	1-8

INDIVIDUAL STATISTICS

RUSHING: Cincinnati-COLLAROS, Zach 15-84; PEAD, Isaiah 11-23; GOEBEL, John 1-4. Connecticut-TODMAN, Jordan 31-175; FREY, Robbie 15-48; FRAZER, Zach 4-16; TEAM 2-minus 3.

PASSING: Cincinnati-COLLAROS, Zach 26-50-4-288. Connecticut-FRAZER, Zach 11-24-1-121.

RECEIVING: Cincinnati-BINNS, Armon 9-107; MCCLUNG, A. 5-46; GUIDUGLI, Ben 5-40; BARNETT, Marcus 3-41; PEAD, Isaiah 2-36; WOODS, DJ 2-18. Connecticut-SMITH, Michael 3-38; GRIFFIN, Ryan 2-16; DIFTON, Dwayne 1-21; SHERMAN, Anth. 1-16; MOORE, Isiah 1-13; FREY, Robbie 1-11; MOORE, Kashif 1-4; TODMAN, Jordan 1-2.

THE LAST TIME ...

SCORING:**A kickoff was returned for a touchdown:**

UC: Mardy Gilyard, at Pittsburgh, 12/5/09, 99 yards
 OPP: Mike Jenkins, USF, 11/3/07, 100 yards

A punt was returned for a touchdown:

UC: Mardy Gilyard, vs. SEMO, 9/12/09, 53 yards
 Antwan Giddens at USF, 11/3/07, 0 yards (block)
 OPP: Robert McClain, Connecticut, 11/7/09, 87 yards
 Tiger Jones, Louisville, 11/27/04, 0 yards (block)

An interception was returned for a touchdown:

UC: Brandon Underwood, at Hawai'i, 12/06/08, 20 yards
 OPP: Robert McClain, UConn, 10/25/08, 28 yards

Two interceptions were returned for touchdowns:

UC: Shawn Ferguson at Memphis, 10/17/98, 83 & 40 yds
 OPP: C. Chenault and D. Johnson, Kentucky, 9/27/86

A fumble was recovered/returned for a touchdown:

UC: Angelo Craig, at Syracuse, 11/24/07 (16 yards)
 OPP: Ryan Bartholomew, Syracuse, 10/30/10 (0 yards)

A safety was recorded:

UC: vs. Indiana State, 9/11/10, sack in the end zone
 OPP: by West Virginia, 11/13/10, sack in the end zone

A two-point conversion was made:

UC: at Pittsburgh (Gilyard pass from Pike), 12/5/09
 OPP: by Connecticut (Easley pass from Todman), 11/7/09

A defensive two-point conversion was made:

UC: Daven Holly vs. Miami (OH), 9/11/04
 OPP: David Williams, Houston, 11/14/98

An individual scored three touchdowns in a game:

UC: Isaiah Pead (4 rushing, 1 receiving), vs. Rutgers, 11/20/10
 OPP: Jordan Todman, Connecticut (3 rush), 11/27/10

LONG PLAYS:**A run went for 50 yards or more:**

UC: 53 by Isaiah Pead, at West Virginia, 11/13/10
 OPP: 80 by Bilal Powell, Louisville, 10/15/10

A pass was completed for 50 yards or more:

UC: 69 yards from Collaros to Binns, vs. USF, 10/22/10
 OPP: 70 yards from Daniels to Hornes, USF, 10/22/10

A pass was completed for 75 yards or more:

UC: 81, Collaros to Binns, at Syracuse, 10/31/09
 OPP: 78 yards from Robinson to T. Smith, Syracuse, 11/24/07

RUSHING:**An individual rushed for 100 +yards in a game:**

UC: 222 by Isaiah Pead, vs. Rutgers, 11/20/10
 OPP: 175 by Jordan Todman, Connecticut, 11/27/10

An individual rushed for 200 +yards in a game:

UC: 222 by Isaiah Pead, vs. Rutgers, 11/20/10
 OPP: 209 by Bilal Powell, Louisville, 10/15/10

An individual rushed 30 times in a game:

UC: 31 carries by Isaiah Pead, vs. Rutgers, 11/20/10
 OPP: 31 by Jordan Todman, Connecticut, 11/27/10

An individual rushed 40 times in a game:

UC: 41 carries by DeMarco McCleskey vs. E. Carolina, 11/5/98
 OPP: 47 carries by Dion Lewis, Pittsburgh, 12/5/09

Two teammates rushed for 100+ yards in a game:

UC: Eddington (138 yds.) & R. Hall (117) vs. ECU, 9/1/03
 OPP: White (155) & Slaton (103), West Virginia, 11/17/07

PASSING:**An individual passed for 300 +yards in a game:**

UC: 366 by Zach Collaros, vs. Rutgers, 11/20/10
 OPP: 370 yards by Landry Jones, Oklahoma, 9/25/10

An individual passed for 400+ yards in a game:

UC: 463 by Zach Collaros, vs. USF, 10/22/10
 OPP: 419 yards by Andrew Robinson, Syracuse, 11/24/07

An individual completed 30+ passes in a game:

UC: 30 by Zach Collaros, vs. USF, 10/22/10
 OPP: 36 by Landry Jones, Oklahoma, 9/25/10

An individual attempted 40 passes in a game:

UC: 50 by Zach Collaros, at Connecticut, 11/27/10
 OPP: 51 by Landry Jones, Oklahoma, 9/25/10

An individual attempted 50 passes in a game:

UC: 50 by Zach Collaros, at Connecticut, 11/27/10
 OPP: 51 by Landry Jones, Oklahoma, 9/25/10

An individual threw three touchdown passes:

UC: 4 by Zach Collaros, vs. Rutgers, 11/20/10
 OPP: 4 by Geno Smith, West Virginia, 11/13/10

An individual threw four touchdown passes:

UC: 4 by Zach Collaros, vs. Rutgers, 11/20/10
 OPP: 4 by Geno Smith, West Virginia, 11/13/10

An individual threw five touchdown passes:

UC: 5 by Zach Collaros, at Louisville, 10/15/10
 OPP: 5 by Jason McKinley, Houston, 11/14/98

An individual threw four interceptions in a game:

UC: 4 by Zach Collaros, at Connecticut, 11/27/10
 OPP: 4 by Matt Grothe, USF, 11/3/07

RECEIVING:**An individual caught 10 or more passes in a game:**

UC: 10 by Armon Binns, at West Virginia, 11/13/10
 OPP: 10 by Ryan Broyles, Oklahoma, 9/25/10

An individual had 100 yards receiving in a game:

UC: 107 by Armon Binns, at Connecticut, 11/27/10
 OPP: 100 by Ryan Broyles, Oklahoma, 9/25/10

An individual had 200 yards receiving in a game:

UC: 210 by Marcus Barnett vs. West Virginia, 11/17/07
 OPP: 226 by Howard Twilley, Tulsa, 10/23/65

Two teammates had 100 yards receiving in a game:

UC: Barnett (174), Binns (158), and Woods (137), vs. USF 10/22/10
 OPP: Mike Williams and Taj Smith, Syracuse, 11/24/07

Three teammates had 100 yards receiving in a game:

UC: Barnett (174), Binns (158), and Woods (137), vs. USF 10/22/10
 OPP: n/a

TOTAL OFFENSE:**An individual had 300 yards of total offense:**

UC: 382 by Zach Collaros, vs. Rutgers, 11/20/10
 OPP: 321 by B.J. Daniels, USF, 10/22/10

An individual had 400 yards of total offense:

UC: 490 by Zach Collaros, vs. USF, 10/22/10
 OPP: 457 by Matt Grothe, USF, 11/3/07

An individual had 200 all-purpose yards:

UC: 291 by D.J. Woods, vs. Rutgers, 11/20/10
 OPP: 317 by Jordan Todman, Connecticut, 11/7/09

KICKING:**An extra point kick was missed:**

UC: by Jacob Rogers, vs. Rutgers, 11/20/10
 OPP: by Garrett Palmer, San Diego State, 9/29/07

An individual made four field goals:

UC: 4 by Jacob Rogers, vs. Connecticut, 11/7/09
 OPP: 4, by Dave Teggart, UConn, 10/25/08

A 50-yard field goal was made:

UC: 53 yards by Jake Rogers, at Hawai'i, 12/06/08
 OPP: 52 yards by Pat McAfee, at West Virginia, 11/8/08

An individual punted 10 times:

UC: 10 by Chet Ervin at West Virginia, 9/13/03
 OPP: 10 by Teddy Dellaganna, Rutgers, 10/11/08

A team did not punt in a game:

UC: Miami (Ohio), 9/17/08
 OPP: Syracuse, 10/10/98

An individual blocked a punt:

UC: by Connor Barwin, at UConn, 10/25/08
 OPP: by Brandon Bing, Rutgers, 11/20/10

An individual blocked a field goal:

UC: by Adam Roberts at Syracuse, 9/18/04
 OPP: by Mick Williams, Pittsburgh, 11/22/08

A player intercepted two passes in a game:

UC: 3 by DeAngelo Smith, vs. Southern Miss, 12/22/07
 OPP: 2 by Robert McClain, UConn, 10/25/08

TEAM:**A team rushed for 200 yards in a game:**

UC: 295 vs. Rutgers, 11/20/10
 OPP: 236 by Connecticut, 11/27/10

A team rushed for 300 yards in a game:

UC: 384 vs. Miami (OH), 10/9/10
 OPP: 313 by West Virginia, 11/11/06

A team rushed for less than 100 yards in a game:

UC: 60 at West Virginia, 11/13/10
 OPP: -9 by Rutgers, 11/20/10

A team passed for more than 300 yards in a game:

UC: 366 vs. Rutgers, 11/20/10
 OPP: 400 by Rutgers, 11/20/10

A team passed for more than 400 yards in a game:

UC: 512 vs. USF, 10/22/10
 OPP: 419 by Syracuse, 11/24/07

A team passed for less than 100 yards in a game:

UC: 43 vs. Miami (OH), 9/30/06
 OPP: 59 by Syracuse, 11/29/08

A team had 400 yards of total offense:

UC: 661 vs. Rutgers, 11/20/10
 OPP: 419 by West Virginia, 11/13/10

A team had 500 yards of total offense:

UC: vs. Rutgers, 11/20/10
 OPP: 592 by Oklahoma, 9/6/08

A team had 600 yards of total offense:

UC: vs. Rutgers, 11/20/10
 OPP: 601 by Syracuse, 10/10/98

A team had less than 200 yards of total offense:

UC: 190 at Memphis, 11/11/00
 OPP: 176, by SEMO, 9/12/09

CINCINNATI'S RECORD ...

	2010	2009	2008	2007	Since 2007
When playing at home.....	3-3	6-0	6-0	4-2	19-5
When playing on road.....	1-4	6-0	5-2	5-1	17-7
At Neutral Sites.....	0-0	0-1	0-1	1-0	1-2
When playing on natural grass.....	0-3	2-0	0-3	3-1	5-7
When playing on artificial turf.....	4-4	10-1	11-0	7-2	32-7
When playing during the day.....	1-3	8-0	3-2	4-1	16-6
When playing at night.....	3-4	4-1	8-1	6-2	21-8
When scoring first.....	3-3	9-0	10-2	6-2	28-7
When opponent scores first.....	1-4	3-1	1-1	4-1	9-7
When leading after first quarter.....	3-2	8-0	9-1	8-2	28-5
When trailing after first quarter.....	0-4	2-1	1-1	1-0	4-6
When tied after first quarter.....	1-1	2-0	1-1	1-1	5-3
When leading at halftime.....	3-0	10-0	9-1	9-1	31-2
When trailing at halftime.....	1-6	1-1	2-2	1-1	5-10
When tied at halftime.....	0-1	1-0	0-0	0-1	1-2
When leading after three quarters.....	4-0	11-0	10-0	10-0	35-0
When trailing after three quarters.....	0-7	1-1	1-3	0-2	2-13
When tied after three quarters.....	0-0	0-0	0-0	0-1	0-1
In overtime.....	0-0	0-0	1-0	0-0	1-0
When Cincinnati has more rushing yards.....	3-1	8-0	8-0	8-1	27-2
When opponent has more rushing yards.....	1-5	4-1	3-3	2-2	10-11
When Cincinnati rushes for 200 or more yards.....	3-0	3-0	2-0	3-0	11-0
When Cincinnati rushes for 150 or more yards.....	4-1	4-0	2-0	4-0	14-1
When Cincinnati holds opponent to 100 rushing yards or less.....	3-3	3-0	6-0	8-1	20-4
When Cincinnati holds opponent to 150 rushing yards or less.....	3-4	4-0	7-0	8-1	22-5
When Cincinnati has more passing yards.....	1-4	11-0	8-2	5-2	25-8
When opponent has more passing yards.....	3-4	1-1	3-1	5-1	12-7
When Cincinnati passes for 300 or more yards.....	1-3	7-0	3-0	3-2	14-5
When Cincinnati passes for 200 or more yards.....	3-4	5-0	4-2	10-2	22-8
When Cincinnati holds opponent to 150 passing yards or less.....	0-1	2-0	2-0	1-1	5-2
When Cincinnati holds opponent to 100 passing yards or less.....	0-0	0-0	1-0	1-0	2-0
When Cincinnati has more total yards.....	4-4	10-0	10-0	7-1	31-5
When opponent has more total yards.....	0-3	2-1	1-3	3-2	6-9
When Cincinnati has more first downs.....	4-3	7-0	6-1	7-1	24-5
When opponent has more first downs.....	0-4	5-1	3-2	3-2	11-9
When first downs are equal.....	0-0	0-0	2-0	0-0	2-0
When Cincinnati forces more turnovers.....	1-0	8-0	2-0	8-0	19-0
In games decided by three points or less.....	0-1	3-0	3-0	1-0	7-1
In games decided by seven points or less.....	0-1	0-0	5-0	2-3	7-4
In black jerseys.....	3-2	3-0	6-1	5-2	17-5
In white jerseys.....	1-4	7-1	4-2	5-1	17-7
In red jerseys.....	0-1	2-0	1-0	0-0	3-1