



CINCINNATI FOOTBALL

UC ATHLETICS COMMUNICATIONS: RICHARD E. LINDNER CENTER // 2751 O'VARSITY WAY SUITE 860 CINCINNATI, OHIO 45221-0021 // GOBEARCATS.COM

2016 SCHEDULE

DATE	OPPONENT	TIME (ET)	TV
Aug. 31	AUSTIN PEAY	7 p.m.	ESPN3
Sept. 7	@ Michigan	Noon	ESPN/ESPN2
Sept. 16	@ Miami (Ohio)	8 p.m.	FOX 19
Sept. 23	@ Navy *	3:30 p.m.	CBS SN
Sept. 30	MARSHALL	TBA	
Oct. 7	UCF *	TBA	
Oct. 21	SMU *	TBA	
Oct. 28	@ USF *	TBA	
Nov. 4	@ Tulane *	TBA	
Nov. 10	TEMPLE *	7 p.m.	ESPN2
Nov. 18	@ ECU *	TBA	
Nov. 25	UConn *	TBA	

All times Eastern. Home games in **BOLD CAPS**, played at Nippert Stadium. * - American Athletic Conference game.

TV: ESPN3

» Play-by-Play.....Jim Barber
 » Analyst.....John Gregory
 » Sideline.....n/a
 » Online: ESPN3/ESPN App

RADIO: BEARCATS SPORTS NETWORK

» Play-by-Play.....Tom Gelehrter
 » Analyst.....Jim Kelly Jr.
 » Sideline Reporter.....Tony Pike
 » Host/Engineer.....Mo Egger
 » Local: 100.7 FM The Project
 » Satellite: Sirius XM Internet 965
 » Online: Tunein.com | GoBEARCATS.com
 » Mobile Apps: iHeartRadio | TuneIn

LIVE STATS: CINCINNATI.STATBROADCAST.COM

TWITTER: #BEARCATS

» Official Accounts.....@GoBearcats | @GoBearcatsFB

MOBILE APP: CINCINNATI BEARCATS

Relaunched for the 2017 season, the Cincinnati Bearcats app for iPhone, iPad and Android devices offers fans a wide variety of information on the Bearcats - home and away. The free app is available in the App Store and Google Play.

CINCINNATI ATHLETICS COMMUNICATIONS

RYAN KOSLEN.....Assoc. AD/Football Contact
 Phone (O/C):.....513-556-5186/513-497-3132
 Email:.....Ryan.Koslen@uc.edu
 Twitter.....@Koz_UC

Web:.....GoBEARCATS.com
 Nippert Stadium Press Box:.....513-556-1010



GAME 1: CINCINNATI VS. AUSTIN PEAY

AUG. 31, 2017 • 7 P.M. ET • CINCINNATI, OHIO • ESPN3 • 100.7 FM



CINCINNATI BEARCATS (0-0)

Head Coach: Luke Fickell

Record at Cincinnati: 0-0 (First Year)

Overall Record: 6-7 (Second Year)

AUSTIN PEAY GOVERNORS (0-0)

Head Coach: Will Healy

Record at Austin Peay: 0-11 (Second Year)

Overall Record: same

GAME INFORMATION

Facility: Nippert Stadium

Capacity/Surface: 40,000/UBU Speed Series M-6M

TV: ESPN3/Watch ESPN

Radio: 100.7 FM | Sirius XM 382/Internet 962

Online: TuneIn.com

Series Record: Cincinnati leads 5-0

At Cincinnati: Cincinnati leads 5-0

Last Meeting: Sept. 3, 2011, Cincinnati won 72-10

FOOTBALL OPENS FICKELL ERA AGAINST AUSTIN PEAY THURSDAY

» The University of Cincinnati football team opens up the 2017 campaign against Austin Peay in a non-conference matchup on Thursday, Aug. 31, 2017 at 7 p.m. ET inside Nippert Stadium. The Bearcats play their first game under the direction of Head Coach Luke Fickell, an Ohio native and 18-year veteran of the NCAA FBS coaching ranks.

THE SERIES

» This is the fifth meeting between the two schools and first since 2011. Cincinnati leads the all-time series 5-0 with all five meetings taking place in Cincinnati. UC knocked off APS, 72-10, in the 2011 season opener.

THE COACHES

» Ohio native LUKE FICKELL was named the 42nd Football Head Coach at the University of Cincinnati in December 2017. Fickell took the reins of the Bearcats program after spending 15 years at his alma mater, Ohio State. An experienced 18-year coaching veteran at the FBS level, Fickell was a part of nine Big Ten Conference titles (seven as a coach, two as a player) and two national championship squads with 15 postseason games and 12 NFL Draft selections under his belt.

» WILL HEALY is 0-11 in his second year as Austin Peay's head coach. One of the youngest head coaches in Division I, Healy came to Austin Peay after serving seven seasons as an assistant coach at Chattanooga. The Mocs won or shared Southern Conference Championships in Healy's last three seasons on staff, making FCS play-off appearances in 2014 and 2015.

STREAKS, STORYLINES, SIDEBARS ...

» The University of Cincinnati football team plays its 130th season in 2017. The program dates to 1885 and is one of the 10 oldest in major college football.

» UC has won a league title in five of the last 10 seasons and played in a bowl game nine times in the past 11 years.

» The Bearcats' 94 wins over the last 10 years rank among the top-20 teams in the NCAA FBS.

» UC's .672 winning percentage since 2007 ranks among the Top-20 teams in the NCAA FBS, winning at least nine games seven times in the last 11 years.

» The Bearcats returned to Nippert Stadium in 2015 after a 20 month, \$86-million renovation and drew 222,578 fans in the first year back at Nippert Stadium, a single-season record average of 37,096.

» The Oct. 24, 2015 attendance of 40,124 was the largest in Nippert Stadium history. The previous stadium record was 40,101 set on Oct. 1 against Miami (Fla.).

» UC has won back-to-back American Athletic Conference FB Team Academic Excellence Awards in 2015 & 2016.

» UC finished 2016 with 24 takeaways (17 INT/7 FR) and 21 sacks after forcing only 14 takeaways (9 INT/5 FR) and 13 sacks during the 2015 season.

» Cincinnati won three of its first four games in 2016, but managed one win in the final eight games as the Bearcats missed the postseason for the first time since 2010.

» A big reason for the late-season skid was a lack of points from the offense. UC totaled 13 points in three games, 14 quarters or 205:08 of game action, spanning BYU-UCF-Memphis and was held under 10 points four times in 2016.

» RB Mike Boone saw his 2016 season cut short due to a foot injury. Boone rushed for 749 yards and seven touchdowns in 2015, but was limited to nine games last year.

» The Bearcats return two of their top three receivers from last season as WR Devin Gray (860 yards, five TDs) and WR Khalil Lewis (605 yards, 5 TDs) are back.

» OT Korey Cunningham, who started every game last season anchors the offensive line.

» The Bearcats will feature an experienced secondary that includes returning starters in CB Grant Coleman, S Tyrell Gilbert and S Carter Jacobs. Gilbert had three interceptions last year.

» DT Cortez Broughton earned second-team all-conference honors as a sophomore after he registered 2.5 sacks and 5.0 tackles for loss on the interior line.

» K Andrew Gantz, a two-time all-conference selection, was limited to two games last season due to a leg injury, but returns as one of The American's top placekickers.

» The Bearcats will go with a new punter in 2017 with true freshman James Smith, an Australian getting the nod.

GET CONNECTED:

GoBears
GoBearsFootballGoBears
GoBearsFB / Coach FickGoBears
GoBearsFBgobearcats.com
bearcats_fb

MEDIA SCHEDULE - WEEK 12

MONDAY	28	TUESDAY	29	WEDNESDAY	30*	THURSDAY	31*	FRIDAY	1	SATURDAY	2	SUNDAY	3
American Teleconference 12 p.m. - Fickell on call		Press Conference 11:30-1 p.m. (Goin Team Room) 11:30 - Lunch 12:00 - Fickell		No Availability		Gameday UC vs. APSU 7 p.m. ET - ESPN3		No Availability		No Availability		No Availability	
		Radio Show 8 p.m. - Orig. Montgomery Inn.				Postgame Coach Fickell available in the press conference room. Players will follow Tuberville.							

ATHLETICS COMMUNICATIONS

The University of Cincinnati Athletics Communications Office is ready to assist you in every way possible to make the experience of covering UC Athletics productive and rewarding. For this reason, we have developed policies and procedures which will require cooperation on the part of the media. Not complying with these policies will result in the refusal of credentials/access.

Richard E. Lindner Center - Suite 860
2751 O'Varsity Way - Cincinnati, OH 45221-0021

SID Phone 513-556-5191
Fax 513-556-0619
Press Box Phone 513-556-1010
Website (University) GoBEARCATS.com

STAFF

Ryan Koslen Associate AD/Football Contact
513-497-3132 Ryan.Koslen@uc.edu
Andre Foushee Assistant AD
513-556-5182 Andre.Foushee@uc.edu
Alex Ryan Director
513-556-5191 Alex.Ryan@uc.edu
Carl Schmid Director, Digital Media
513-556-5191 Carl.Schmid@uc.edu
Drew Weber Assistant Director
513-556-5145 Drew.Weber@uc.edu
Megan Coffey Video Contact
513-556-5004 Megan.Coffey@uc.edu

MEDIA CREDENTIALS

Requests for official working media credentials should be directed to the UC Athletics Communications Office. All requests should be received no later than noon, four days prior to the game. Visit the football page at GoBEARCATS.com to request credentials online. Season credentials will be available for pickup prior to the first game. No credentials will be mailed after Tuesday preceding the game. Thereafter, credentials may be picked up on gameday at the media will call located by gate 6.

PRESS BOX SERVICES

Complete stats, scoring summaries, running play-by-play, quickie stats and post-game notes and quotes are provided by the UC Athletics Communications Office. Pregame food service is available beginning approximately two hours prior to kickoff, while beverages are available throughout the contest. In addition, concession areas are available within the stadium confines. Complimentary wireless internet is available in the press box at Nippert Stadium. Members of the Communications staff will be available to assist you.

GOING GREEN

Starting with the 2010 season, the University of Cincinnati no longer prints media guides A record book/media supplement is available on the football page at www.GoBEARCATS.com.

ON THE WEB

Information on the University of Cincinnati football team is available at www.GoBEARCATS.com. To receive the UC updates via email, please send a request to Ryan Koslen (ryan.koslen@uc.edu). Information on the American Athletic Conference and all member institutions is also available through the league's web site at www.TheAmerican.org.

WEEKLY MEDIA LUNCHEON

UC holds a weekly media luncheon each Tuesday in the second floor Bob Goin Team Room of Richard E. Lindner Center. Lunch is served at 11:30 a.m., selected players are available for one-on-one interviews from 11:45-noon, and head coach Luke Fickell takes the podium at noon.

PRACTICES

During a typical Saturday game week, media may interview players and coaches immediately following practice on Tuesday. Practice is generally closed to the public. Anyone hoping to observe practice should contact UC Athletics Communications in advance. Failure to do so may result in an individual's removal from the venue. During regular-season practices, unless otherwise noted, still and television photographers will be allowed to shoot stretching and the first 20 minutes (four periods).

INTERNET POLICIES

Live updating of websites, blogs and social network feeds is not allowed during practices.

POSTGAME INTERVIEWS

The UC locker room will remain closed following all football games. Media should request players through UC Athletics Communications during the fourth quarter. Media will be allowed to enter the field (for home games) late in the fourth quarter but will not be allowed to conduct interviews with UC football players on the field (home or away). Only the originating television and radio networks will be allowed to conduct interviews on the field.

There will be a 10-15 minute cooling off period between the end of the game and start of the postgame interview sessions. Coach Fickell will address the media in the designated interview area following home games. Players will be brought into the interview area as soon as possible.

Postgame availability on the road will be determined on gameday. Please see football contact Ryan Koslen for details.

2017 QUICK FACTS

GENERAL INFORMATION

Location Cincinnati, OH 45221
Founded 1819
Enrollment 44,096
Conference American Athletic, East Division
Nickname Bearcats
Colors Red (PMS 186) & Black
Home Field Nippert Stadium
Surface/Capacity UBU Speed Series M6-M/40,000
President Neville G. Pinto, PhD
Director of Athletics Mike Bohn
Faculty Representative David M. Szymanski, PhD

HISTORY

First Year of Football 1885
All-Time Record 599-578-51
All-Time Bowl Record 8-9
Last Bowl 2015 Hawai'i
Last Bowl Opponent San Diego State (L, 42-7)

2017 TEAM INFORMATION

Basic Offense Multiple
Basic Defense Multiple
Letterwinners Returning/Lost 42/22
O | D | ST 16/9 | 23/7 | 2/1
Starters Returning/Lost 14/11
O | D | ST 6/5 | 6/5 | 2/1

2016 INFORMATION

Overall Record 4-8
Home/Road/Neutral 3-4/1-4/0-0
American Record/Finish 1-7/t-4 AAC East
Final Ranking n/a (AP) | n/a (USA Today)

COACHING STAFF

Head Coach Luke Fickell
Alma Mater Ohio State '97
Record at UC/Years 0-0/First
Career Record/Years 6-7/1
Football Office Phone (513) 556-4110
Twitter @CoachFickell
Best time to reach coach Contact SID
Defensive Coordinator/LB Marcus Freeman
Offensive Coordinator/QB Mike Denbrock
Special Teams Coordinator/TE Doug Phillips
Assistant Coaches Ron Crook (OL), Gino Guidugli (RB),
Willie Martinez (CB), Joker Phillips (WR),
Jon Tenuta (S), Al Washington (DL)
Defensive GAs Bryan Murray, Will Richard
Offensive GAs Austen Bujnoch, Matt Roark
Quality Control Assts. Chad Creamer (Def), Mike Hartline (Off.)
Coaching Interns Andrew Bowen (ST), Pat Lambert (Def.)

collegepressbox.com
SINCE 2005 EVERYTHING BUT THE PRE-GAME MEAL

collegepressbox.com is the official media website for Division I football. Access and download weekly game notes, quotes, statistics, media guides, headshots, logos and more for each conference and its member schools. Login information will be distributed to accredited media or you can apply for a password at collegepressbox.com/password.

gobearcats.com

AUSTIN PEAY

AUGUST 31, 2017
NIPPERT STADIUM

AUSTIN PEAY SERIES BUSINESS

Series Record Cincinnati leads 5-0
 At Cincinnati Cincinnati leads 5-0
 At Austin Peay n/a
 At Neutral Sites n/a
 Most UC points 72 (UC 72-10, 2011)
 Most APSU points 10, three times
 Combined points 82 (UC 72-10, 2011)
 Biggest UC win 62 (UC 72-10, 2011)
 Biggest APSU win n/a
 Current streak Cincinnati - 5

Game-by-Game Breakdown

Year	Site	Score	Winner
1985	Cincinnati	31-9	UC
1987	Cincinnati	42-10	UC
1988	Cincinnati	52-7	UC
1993	Cincinnati	42-10	UC
2011	Cincinnati	72-10	UC

ABOUT THE GOVERNORS

*Head Coach: Will Healy**Record (Season at School): 0-11 (Second)**Conference: OVC**2016 Record: 0-11 (0-8)**2016 Postseason: None**Series History: Cincinnati leads 5-0*

Did You Know: Wide receiver Kryan Moore's 1,244 all-purpose yards in 2016 is the highest all-purpose total since Ryan White accounted for 1,279 yards in 2011.

▶ PLAYER TO WATCH

Sophomore running back Kentel Williams concluded the 2016 season with two consecutive 200 plus all-purpose yard games. He finished the season with a touchdown in four of the final five games.

▶ 2017 SCHEDULE

8/31..... at Cincinnati 10/14.... at Tennessee St.
 9/9..... at Miami (OH) 10/21. Southeast Mo. St.
 9/16..... Morehead St. 11/4.... at Tennessee Tech
 9/23..... at Murray St. 11/11..... at Eastern Ky.
 9/30..... UT Martin 11/18..... Eastern Ill.
 10/7..... Jacksonville St.

NEW MAN IN CHARGE

- Luke Fickell takes over as Cincinnati's head coach in 2017. Fickell had served as the defensive coordinator at Ohio State from 2005-16, with the exception of the 2011 season, when he was the Buckeyes' head coach. Fickell, a native of Columbus, Ohio, has spent his entire coaching career in the state of Ohio.

A BRIEF LOOK BACK

- Cincinnati won three of its first four games in 2016, but managed one win in the final eight games as the Bearcats missed the postseason for the first time since 2010.
- A big reason for the late-season skid was a lack of points from the offense. UC totaled 13 points in three games, 14 quarters or 205:08 of game action, spanning BYU-UCF-Memphis and was held under 10 points four times in 2016.

LOOKING AHEAD

OFFENSE

- Cincinnati had three players start at quarterback during the 2016 season. QB Hayden Moore, who started seven games, is the most experienced of the signal-callers and will start.
- RB Mike Boone saw his 2016 season cut short due to a foot injury. Boone rushed for 749 yards and seven touchdowns in 2015, but was limited to nine games last year.
- The Bearcats return two of their top three receivers from last season as WR Devin Gray (860 yards, five TDs) and WR Khalil Lewis (605 yards, 5 TDs) are back.
- OT Korey Cunningham, who started every game last season anchors the offensive line.

DEFENSE

- Cincinnati loses its top three tackles leaders from last season.
- The Bearcats will feature an experience secondary that includes returning starters in CB Grant Coleman, S Tyrell Gilbert and S Carter Jacobs. Gilbert had three interceptions last year.
- Cincinnati will replace all three starting linebackers from last year, including Eric Wilson, who led The American with

129 tackles.

- DT Cortez Broughton earned second-team all-conference honors as a sophomore after he registered 2.5 sacks and 5.0 tackles for loss on the interior line.

SPECIAL TEAMS

- K Andrew Gantz, a two-time all-conference selection, was limited to two games last season due to a leg injury, but returns as one of The American's top placekickers.
- K Josh Pasley hit five kicks in the 2017 spring game, including a 52 yarder just before halftime.
- The Bearcats will go with a new punter in 2017 with true freshman James Smith, an Australian with a big leg, getting the first look.

UNDER CENTER

- Moore was tabbed as the leader in the QB competition coming out of spring football, but a battle with sophomore Ross Trail and redshirt freshman Jake Sopko will play itself out through training camp.
- Moore has 10 career starts under his belt and threw for 11 TDs a year ago, including a 371-yard performance in the season finale at Tulsa with TD throws of 38, 82 and 70 yards. He also had a 29-yard TD reception on a throwback pass.
- Trail made two starts in 2016, rushing for two TDs and throwing another.
- Sopko has yet to take a collegiate snap after redshirting in 2016.

QUITE A TRANSFORMATION

- LT Korey Cunningham has come a long way since his arrival in Cincinnati.
- When the 6-6, 318 lb senior arrived from Montevallo, Alabama, he was a 225 lb tight end.
- In 2016, the 12-game starter was on the field for 831 of UC's 850 offensive plays.

CINCINNATI (0-0)

Team Statistics	UC	OPP
Points/Game	19.3	26.9
First Downs	232	287
Rushing/Game	118.2	189.6
Passing/Game	255.9	233.2
Total Offense/Game	374.1	422.8
Fumbles-Lost	16-8	15-7
Pen./Yds per Game	55/45.3	60/44.8
Time of Possession	26:30	33:30

INDIVIDUAL LEADERS

RUSHING	Att	Net	Avg	TD	YPG
Green	159	743	4.7	2	61.9
Boone	105	388	3.7	2	43.1

PASSING	C-A-I	Pct.	TD	YPG
Moore	146-255-7	57.3	11	249.1

RECEIVING	Rec	Yds	Avg	TD	YPG
Gray	58	860	14.8	5	71.7
Cole	57	518	9.1	4	43.2

DEFENSE	U-A-TT	TFL	Int.	PBU
E. Wilson	60-69-129	7.5	0	2
Kinard	35-58-93	7.5	0	2

AUSTIN PEAY (0-0)

Team Statistics	AP	OPP
Points/Game	23.6	47.0
First Downs	210	271
Rushing/Game	183.1	257.8
Passing/Game	184.4	248.8
Total Offense/Game	367.5	506.6
Fumbles-Lost	35-15	17-8
Pen./Yds per Game	87/59.9	79/63.4
Time of Possession	26:36	33:24

INDIVIDUAL LEADERS

RUSHING	Att	Net	Avg	TD	YPG
Williams	101	541	5.4	6	49.2
Craig	72	482	6.7	3	96.4

PASSING	C-A-I	Pct.	TD	YPG
Mitchell	90-156-4	57.7	7	110.1

RECEIVING	Rec	Yds	Avg	TD	YPG
Beard	71	910	12.8	7	82.7
Moore	27	392	14.5	2	35.6

DEFENSE	U-A-TT	TFL	Int.	PBU
Scholato	54-70-124	7.0	2	2
Bond	40-25-64	1	0	2

2016 NCAA TEAM RANKINGS

Category	UC	AP
Total Offense	99	75
Rushing Offense	117	32
Passing Offense	44	86
Team Passing Efficiency	91	55
Scoring Offense	123	81
Total Defense	72	120
Rushing Defense	75	119
Passing Yards Allowed	74	95
Team Passing Effic. Def.	58	121
Scoring Defense	55	122
Turnover Margin	t-54	t-117
3rd Down Conversion Pct	87	65
4th Down Conversion Pct	t-105	t-77
3rd Down Conversion Pct Def.	120	111
4th Down Conversion Pct Def.	102	120
Red Zone Offense	90	81
Red Zone Defense	26	90
Net Punting	96	95
Punt Returns	97	105
Kickoff Returns	83	50
First Downs Offense	110	65
First Downs Defense	98	114
Fewest Penalties Per Game	13	t-104
Time of Possession	119	36

// AMERICAN ATHLETIC CONFERENCE STANDINGS

EAST SCHOOL	AMERICAN		OVERALL		HOME	AWAY	NEUTRAL	STREAK
	CONF	CPCT.	OVERALL	PCT.				
Temple *	7-1	0.875	10-4	0.714	6-1	4-2	0-1	L1
USF	7-1	0.875	11-2	0.846	6-1	4-1	1-0	W5
UCF	4-4	0.500	6-7	0.462	3-3	3-3	0-1	L3
Cincinnati	1-7	0.125	4-8	0.333	3-4	1-4	0-0	L5
ECU	1-7	0.125	3-9	0.250	3-3	0-6	0-0	L4
UConn	1-7	0.125	3-9	0.250	3-4	0-5	0-0	L6

WEST SCHOOL	AMERICAN		OVERALL		HOME	AWAY	NEUTRAL	STREAK
	CONF	CPCT.	OVERALL	PCT.				
Navy *	7-1	0.875	9-5	0.643	6-1	3-3	0-1	L3
Tulsa	6-2	0.750	10-3	0.769	6-0	3-3	1-0	W3
Memphis	5-3	0.625	8-5	0.615	5-2	3-2	0-1	L1
Houston	5-3	0.625	9-4	0.692	7-0	2-3	0-1	L2
SMU	3-5	0.375	5-7	0.417	2-4	3-3	0-0	L2
Tulane	1-7	0.125	4-8	0.333	2-4	2-4	0-0	W1

WHO'S NEXT?

- The unsung heroes of a college football team make up the scout team. Complied of mostly walk-ons and players who are redshirting, the offensive and defensive scout teams are responsible for giving the first team a first-hand look at what they will face in an upcoming game, giving the look of the opponent's offense and defense.
- It also gives fans and coaches a peek at who the team's future stars will be.
- In 2016, LB Joel Dublanko was a unanimous choice for the defensive scout team player of the year while RB Gerrid Doaks and TE Bruno Labelle shared the offensive honor.

LEWIS RETURNS AT RECEIVER

- Kahlil Lewis finished the campaign with 48 receptions for 605 yards and five touchdowns.
- The speedster also was a threat out of the backfield, setting a career high with his 79-yard run on a jet sweep at Purdue.
- Lewis finished with five or more receptions on five occasions and had his first career TD in the season opener against UT Martin.
- He had a career game against East Carolina, hauling in 11 passes for 150 yards and three TDs.
- Lewis also returned six kickoffs, averaging 16.3 yards per return with a season long 24-yard effort against BYU.

GRAY LOOKS TO BUILD ON SOLID JUNIOR CAMPAIGN

- Wide Receiver Devin Gray burst onto the UC scene in 2016, becoming the first UC wideout in 129 years to tally 100 or more receiving yards in his Bearcats debut.
- He hauled in a team-high 58 receptions for 860 yards and five TDs, averaging 14.8 yards per catch.
- Gray led the squad in receiving in five games, breaking the 100-yard mark on three occasions.
- He opened the year with five catches for 111 yards against UT Martin, tallied seven receptions for 105 yards against BYU and closed out the campaign with a career best 143 yards receiving on five catches at Tulsa.
- Gray found the end zone five times, twice in the first half at Temple, setting a career mark.
- The 82-yard TD ball from QB Hayden Moore to Gray at Tulsa was UC's longest play from scrimmage in 2016.

BROUGHTON LEADS THE DEFENSIVE FRONT

- Second-Team All-AAC honoree Cortez Broughton started all 12 games for the Bearcats and was a disruptive force up the middle. He finished the season with 42 tackles, including a season-high five stops against USF.
- He added five tackles for a loss, two-and-a-half sacks, a pair of pass break ups and his first career interception, against Miami (Ohio) as UC won the Victory Bell for the 11th straight year. He helped lead a defensive front that improved 15 spots in the NCAA FBS rush defense rankings, 16 in scoring defense, 58 in team tackles for loss and 24 in sacks.

MOUHON COMES INTO HIS OWN

- DE Kevin Mouhon had a breakout year, ranking fifth on the squad with 50 tackles. He was among the leaders in the American all season long with his team-high 9.5 tackles for a loss.
- He added a QB sack, three QB hurries, a pair of passes defended and a forced fumble.
- He hit a career mark with seven stops against BYU, three of his four tackles against USF were TFLs and he had five games totaling five or more tackles.

CLEVER HEADLINE GOES HERE

- In the season finale at Tulsa, UC played its first overtime game since a 2013 overtime loss to Louisville and its 13th extra time contest overall.
- UC is 6-7 all time in OT games, 3-5 in games that go one OT, 3-5 on the road and 3-6 in conference OT games.
- UC finished the season with a losing record and will miss a bowl game for the first time since 2010.
- UC ended the season on a five-game losing streak and dropped seven of their final eight games. Seven of the team's eight losses came in conference play.

ONE-MAN SHOW

- WR Thomas Geddis had a breakout game in the 2016 finale at Tulsa.
- Geddis caught a 38-yard TD reception to put UC on the board with 8:31 in the first quarter. It was his first career TD reception and a career-long catch. The true freshman entered the game with one reception for 14 yards.
- Geddis had two catches for a career best 86 yards and TD in the first half and finished with his first career 100-yard game, hauling in three balls for 104 yards and TD.

GLANCING AT THE RECORD

	2016	STREAK	SINCE 2007
Overall	4-8	L4	86-43
Home	3-4	L2	48-15
Road	1-4	L3	33-23
Neutral	0-0	L3	5-5
Conference	1-7	L4	47-27
Home	1-3	L1	25-12
Road	0-4	L4	22-15
Non-Conference	3-1	L1	39-16
Home	2-1	L1	24-2
Road	1-0	W1	10-9
Neutral	0-0	L3	5-5

AROUND THE AMERICAN

THURSDAY, AUGUST 31

Florida International at UCF (6 p.m., CBS SN)
 Austin Peay at Cincinnati (7 p.m., ESPN3)
 Holy Cross at UConn (7:30 p.m., SNY)
 Tulsa at Oklahoma State (7:30 p.m., FS1)
 Louisiana-Monroe at Memphis (8 p.m., CBSSN)

FRIDAY, SEPTEMBER 1

Navy at Florida Atlantic (8 p.m., ESPNU)

SATURDAY, SEPTEMBER 2

Temple at Notre Dame (3:30 p.m., NBC)
 Stony Brook at USF (4 p.m., ESPN3)
 James Madison at East Carolina (6 p.m., ESPN3)
 Houston at UTSA (7 p.m., Stadium)
 Stephen F. Austin at SMU (7 p.m., ESPN3)
 Grambling State at Tulane (8 p.m., ESPN3)

SATURDAY, SEPTEMBER 9

Cincinnati at Michigan (Noon, ABC/ESPN)
 USF at UConn * (Noon, ESPNNews)
 East Carolina at West Virginia (Noon, FS2)
 Tulane at Navy * (3:30 p.m., CBSSN)
 Villanova at Temple (3:30 p.m., ESPN3)
 Louisiana at Tulsa (4 p.m., ESPN3)
 North Texas at SMU (7 p.m., ESPN3)

LISTING LISTS

// UC FAMILY TIES

- This year's roster includes four Bearcats who followed in family footsteps to play for UC.

Brother Played at Cincinnati

Kevin Mouhon - Silverberry (DE, 2011-15)
 Rashad Medaris - Anthony McClung (WR, 2010-13)

Father Played at Cincinnati

Doug Bates - Doug (LB, 1989)
 Wilson Huber - Daryl (TE, 1985-88)

// NFL FAMILY TIES

- Cincinnati boasts four players on the roster who had immediate family members play in the NFL.

UC Players w/NFL Ties

Coby Bryant - Brother Christian, Arizona, Cleveland (2015-)
 Braxton Neal - Father Robert Jackson (Cincinnati 1981-88)
 RJ Potts - Father Roosevelt, Indy, Miami, Balt. (1993-98)
 Linden Stephens - Father Mac, Minn., NY Jets (1990-91)

BEARCATS IN THE PROS

NATIONAL FOOTBALL LEAGUE

Connor Barwin	Los Angeles Rams	LB
Deyshawn Bond	Indianapolis Colts	C
Tyreek Burwell	Los Angeles Chargers	OL
Brent Celek	Philadelphia Eagles	TE
Parker Ehinger	Kansas City Chiefs	OL
Tion Green	Detroit Lions	RB
Johnny Holton	Oakland Raiders	WR
Kevin Huber	Cincinnati Bengals	P
John Hughes	New Orleans	DT
Jason Kelce	Philadelphia Eagles	C
Travis Kelce	Kansas City Chiefs	TE
Mekale McKay	Tennessee Titans	WR
Chris Moore	Baltimore Ravens	WR
Justin Murray	Denver Broncos	OL
Kenbrell Thompson	New York Jets	WR
Mike Tyson	Seattle Seahawks	S
Eric Wilson	Minnesota Vikings	LB
Mike Windt	Los Angeles Chargers	LS
George Winn	Indianapolis Colts	RB
Derek Wolfe	Denver Broncos	DE

CANADIAN FOOTBALL LEAGUE

Kevin Brown	Ottawa RedBlacks	LB
Zach Collaros	Hamilton Tiger Cats	QB
Vidal Hazelton	Edmonton Eskimos	WR

ALL THE NEWS THAT WOULDN'T FIT

HIGH TECH EQUIPMENT

- » Cincinnati is one of a handful of teams to wear the Russell Athletic CarbonTek shoulder pad system. The pads are a collaboration between Russell Athletic and Boeing that uses excess carbon fiber from 787s.

PROTECT THIS HOUSE

- » UC announced a long-term partnership with Under Armour, naming the global performance brand as the its official outfitter starting July 1, 2015.
- » As part of the multi-year agreement, Under Armour will exclusively design and supply the footwear, apparel and equipment for training and gameday uniforms for each of UC's 19 men's and women's varsity athletic teams beginning in the 2015-16 season.

TAKE ME TO HIGHER GROUND

- » For the past 19 years, the UC football has called the Higher Ground Conference and Retreat Center in West Harrison, Ind., its preseason training home.
- » The 280-acre facility is located about 30 miles from campus and has served as the Bearcats training camp location since the lead up to the 1999 season.
- » Among many amenities, Higher Ground features a pair of 100-yard artificial turf practice fields, including a new surface installed in 2017, ample living and meeting spaces and no distractions from football.

DOUBLE DUTY

- » UC radio voice Dan Hoard also serves as the play-by-play man for the NFL's Cincinnati Bengals.
- » He joins Bill Hillgrove (Pittsburgh Panthers & Steelers) and Gene Deckerhoff (Florida State/Tampa Bay Buccaneers) as the only broadcasters in the country to handle radio play-by-play duties for both an NCAA FBS and NFL team.
- » Michigan's Jim Brandstatter is the color analyst on both Wolverines and Detroit Lions broadcasts while ESPN's Dave Pasch (Arizona Cardinals) and Bob Wischusen (NY Jets) are NFL play-by-play voices.

STRONG FINISH TO 2016 FOR COPELAND

- » DT Marquise Copeland had eight tackles in the season finale at Tulsa and tallied 39 of his 59 tackles in the final six games of the 2016 season.

YOU GIVETH, WE TAKETH

- » UC had three takeaways in the season finale at Tulsa, a fumble recovery and two interceptions.
- » UC finished 2016 with 24 takeaways (17 INT/7 FR) and 21 sacks after forcing only 14 takeaways (9 INT/5 FR) and 13 sacks during the 2015 season.
- » UC forced at least one turnover in 10 of 12 games and finished 57th in the FBS turnover margin rankings, a 67-place jump over 2015 when the Bearcats were one of the worst teams in the FBS (124).
- » UC tied for 20th in the FBS in turnovers gained.

HE'S SHIFTY

- » Despite being limited to nine game due to injury in 2016, RB Mike Boone still showed the explosive nature that makes him a threat every time he touches the ball.
- » Boone had a season- and career-long 60-yard kickoff return in the first quarter at Temple, setting the Bearcats up inside the Owls 30.
- » It was UC's longest kickoff return since Ralph David Abernathy IV had a 90-yard runback for a TD in the 2011 AutoZone Liberty Bowl.
- » He made his first career start against East Carolina, rushing 14 times for a season-best 88 yards.
- » He has averaged almost six yards a carry (5.8) for his career and 61.6 yards per game along with 20 TDs.

TRIVIA QUESTION

- » Can you name the only non-quarterback on the roster with a career TD pass?
- » If you guessed TE Tyler Cogswell, you're correct.
- » Cogswell, a former HS QB, completed a 29-yard throwback pass to Moore in the first quarter of the 2016 finale at Tulsa.
- » It was the first career pass and passing TD for Cogswell and the first career reception and receiving TD for Moore.
- » The last time a non-QB threw a TD was RB Tion Green completing a 1-yard TD pass to DJ Dowdy at BYU in 2015.

GETTING EXPLOSIVE

- » One of the biggest differences from 2015's record-setting offense to the 2016 team is explosive plays.
- » UC had 115 plays of 20 or more yards in 2015, with 18 going for TDs. In 2016, UC had 62 explosive plays and eight Touchdowns.
- » The list below lists plays/TDs for each type in both 2015 and 2016.

LONG PLAYS BY TYPE	2015	2016
Rushing	19/2	5/1
Passing	69/16	36/8
Punt returns	2/0	1/0
Kick returns	24/0	13/0
Interceptions	1/0	6/1
Fumble returns	0/0	1/0
Other	0/0	0/0
TOTAL	115/18	62/10

SOMETHING TO BUILD ON

- » WR Jerron Rollins caught a 70-yard TD pass from QB Hayden Moore in the third quarter at Tulsa, his first career TD.
- » Rollins had caught four balls this season for 15 yards entering the game. He had three catches for 84 yards.

GANTZ COMING OFF THE SHELF

- » K Andrew Gantz missed most of the 2016 season due to a torn muscle in his hip.
- » Gantz was limited to two games, making both field goals he attempted as well as going 6-for-6 on PATs.
- » He is only the second placekicker in school history to tally a pair of 100-plus point scoring seasons and the first to do it in consecutive seasons (2014 & 15).
- » Gantz totaled a school-record 112 points by kicking a year ago and 100 points in 2014. Former Groza Award winner Jonathan Ruffin tallied 104 points in 2000 and 101 points in 2002.

BREAKING A LONG STREAK

- » With a 38-20 win at Purdue in 2016, UC registered its first road win against a current Big Ten opponent in 59 years.
- » UC's last road win against the BIG came on Nov. 9, 1957 when the Bearcats shutout Indiana, 21-0, in Bloomington.

FROM HOCKEY SKATES TO FOOTBALL CLEATS

- » OL Morgan James does not have the traditional background of a college football player.
- » He did not play in high school and spent time after graduation playing hockey in the Southern Professional Hockey League. The big man was an enforcer on ice.
- » His first exposure to playing football occurred when he joined the Bearcats during training camp in the fall of 2015.

HIGH RANKING

- » Since 2007, UC has been one of the winningest teams in the NCAA FBS, taking 66.7 percent of its games and ranking in the top-25 in this category.

TEAM	RECORD	WIN %
Alabama	119-19	86.2
Ohio State	111-21	84.1
Boise State	110-22	83.3
Oklahoma	104-29	78.2
Oregon	102-30	77.3
LSU	98-32	75.4
Florida State	101-33	75.4
Clemson	102-34	75.0
TCU	95-34	73.6
Wisconsin	97-37	72.4
USC	94-37	71.8
Oklahoma State	93-37	71.5
Stanford	93-38	71.0
Georgia	93-39	70.5
BYU	91-39	70.0
Florida	91-40	69.5
Utah	88-40	68.8
Michigan State	90-42	68.2
Virginia Tech	92-43	68.2
Penn State	87-42	67.4
Cincinnati	86-43	66.7

ROPE THIS

- One of the more unique biographical notes from media guide comes from LB Jaylyn Minor, who hails from Texas.
- Minor is involved in the rodeo, taking part in calf roping and steer wrestling.

THE FRENCH CANADIAN CONNECTION

- TE Bruno Labelle, a native of Quebec, Canada, had a dream of playing NCAA FBS football since he was young.
- Discovered by the Bearcats during a summer prospect camp on campus, Labelle earned a scholarship offer and enrolled at UC in January 2016, going through spring ball.
- The redshirt freshman calls football as his third language as he's fluent in both English and his native French.

MEDARIS ELIGIBLE THIS FALL

- WR Rashad Medaris is eligible this fall after sitting out 2016 following a transfer from Western Illinois.
- Medaris is the brother of former UC standout WR Anthony McClung and was a Class 6A All-State Selection out of Pike HS in 2014. Medaris had 88 receptions for 1,218 yards and 12 TDs during his two year HS career.

TROUT NETS A LANDING SPOT AT UC

- OL Kyle Trout will be eligible to play this fall as a graduate transfer from Ohio State.
- Trout earned his degree in family resource management from OSU in three years and is a junior with two years left.
- Trout played in nine games for the Buckeyes in 2016, seeing action in eight straight to end the season, including the College Football Playoff game against Clemson.
- The Lancaster, Ohio native was a four-star recruit out of high school.

A LEGEND RETURNS HOME

- RB coach Gino Guidugli, a member of UC's James P. Kelly Sr. Athletics Hall of Fame and a charter member of Nippert Stadium's Ring of Honor, returned to his alma mater after spending six seasons at Central Michigan.
- Guidugli was named CMU's offensive coordinator and quarterbacks coach following the 2016 campaign after previously serving as the running backs coach and recruiting coordinator.
- Prior to joining the coaching ranks, Guidugli played professionally in the Arena and Canadian Football Leagues.
- He still holds seven UC school records and is the only signal-caller in school history to throw for 3,500 or more yards in a season and had 14 career 300-yard passing games.

FORMER BEARCATS DOT THE FOOTBALL STAFF

- Guidugli is not the only former Bearcat on the coaching staff. Joker Phillips (WR) and Ron Crook (OL) had previous stints on the coaching staff while Austin Bujnoch (offensive GA), Pat Lambert (defensive intern) and Doug Rosfeld (director, player development) all played for the Red & Black.

FUTURE SCHEDULES**2018**

- » Sept. 1 - @ UCLA
- » Sept. 8 - MIAMI (OH)
- » Sept. 15 - ALABAMA A&M
- » Sept. 22 - OHIO

2019

- » Aug. 31 - UCLA
- » Sept. 7 - @ Ohio State
- » Sept. 14 - @ Miami (OH)
- » Sept. 28 - @ Marshall

POLLING DATA

Associated Press Top-25

Rk.	Team	Rec	Pts
1	Alabama(52)	0-0	1513
2	Ohio State(3)	0-0	1414
3	Florida State(4)	0-0	1396
4	USC(2)	0-0	1325
5	Clemson	0-0	1201
6	Penn State	0-0	1196
7	Oklahoma	0-0	1170
8	Washington	0-0	1150
9	Wisconsin	0-0	926
10	Oklahoma State	0-0	889
11	Michigan	0-0	881
12	Auburn	0-0	880
13	LSU	0-0	784
14	Stanford	0-0	695
15	Georgia	0-0	690
16	Louisville	0-0	629
17	Florida	0-0	624
18	Miami	0-0	492
19	South Florida	0-0	327
20	Kansas State	0-0	317
21	Virginia Tech	0-0	240
22	West Virginia	0-0	207
23	Texas	0-0	173
24	Washington State	0-0	133
25	Tennessee	0-0	114

Amway Coaches Top-25

Rk.	Team	Rec	Pts
1	Alabama(49)	0-0	1603
2	Ohio State(5)	0-0	1512
3	Florida State(4)	0-0	1434
4	USC	0-0	1415
5	Clemson(7)	0-0	1367
6	Penn State	0-0	1257
7	Washington	0-0	1245
8	Oklahoma	0-0	1237
9	Michigan	0-0	959
10	Wisconsin	0-0	936
11	Oklahoma State	0-0	912
12	LSU	0-0	834
13	Auburn	0-0	819
14	Stanford	0-0	732
15	Georgia	0-0	701
16	Florida	0-0	681
17	Louisville	0-0	676
18	Miami	0-0	472
19	Kansas State	0-0	339
20	West Virginia	0-0	319
21	South Florida	0-0	247
22	Virginia Tech	0-0	235
23	Texas	0-0	193
24	Tennessee	0-0	155
25	Utah	0-0	109



ADDRESS: 2700 Bearcats Way, Cincinnati, Ohio 45221

CONSTRUCTED: 1915-1924 [Original]; 1936 [renovation]; 1954 [renovation]; 2005 [renovation]; 2015 [renovation]

CAPACITY: 40,000

Carson Field at Nippert Stadium has been the venerable home of the University of Cincinnati football team since 1901 and provides the Bearcats with one of the best home-field environments in college football.

The third-oldest NCAA FBS stadium entered a new era in 2015 following the completion of a 20-month, \$86-million, privately funded renovation and expansion project. The reopening of Nippert Stadium coincides with the 100th anniversary of the 1915 original construction of the facility.

UC has used the Nippert site as a playing field since 1901, making it the second-oldest playing site in the nation for college football behind Penn's Franklin Field (1895).

Among NCAA FBS schools, Nippert is the third-oldest stadium still in use, behind Bobby Dodd Stadium (Georgia Tech - 1913), Davis Wade Stadium (Mississippi State - 1914) and ahead of Ole Miss' Vaught-Hemingway Stadium (1915) and Wisconsin's Camp Randall Stadium (1917).

Through numerous renovations, the structure situated in the middle of the Clifton campus has retained its early-century brickwork, wrought-iron gates, and trim giving Nippert a comfortable old-time stadium charm and appeal, while remaining a classic showplace for college football.

Both east and west concourses were completely renovated and widened and fans will find new concession stands and restrooms throughout the stadium, including ADA accessible seating and facilities. Concession stands feature the usual stadium staples along with offerings from premium local vendors. Nearly 75 permanent point-of-sale concession locations are available on gamedays.

East-side patrons with seats in Herschede-Shank Pavilion will notice the skywalks connecting O'Varsity Way to the upper deck, allowing them to bypass the main concourse and have a quick and easy route to and from their seats. Electronic ribbon boards will be installed on the face of the press box and Herschede-Shank Pavilion. These feature statistics, graphics, out-of-town scores and more.

All the seating benches are covered by red and silver Perma-Cap vinyl bleacher covers by Hussey Seating. The covering gives the

bleachers a different look and includes a CPAW painted in the south end zone student section.

The most striking changes, however, sits five stories above the west concourse. At 105,000 square feet and 130 yards long, the five-story West Pavilion rises out of the stadium concourse in glass and angles which contain a host of new premium seating along with state-of-the-art press facilities.

The curvature of the facility matches that of Herschede-Shank Pavilion on the east side of the stadium and contains four levels; a press and operations level, suite level, scholarship club level, and patio suites mezzanine level.

UC went from having nearly no premium seating options to the addition of 1,100 scholarship club seats and 53 indoor and outdoor suites of varying sizes. A skywalk connects Tangeman University Center to the West Pavilion with premium area customers able to access the facility on gameday from the other side of campus.

In addition, three new lighting poles were installed along with new lights on existing poles and on the roof facing of the press box. The stadium lighting averages 165 footcandles, a vast improvement over the previous number.

The 2015 project was the latest in a series of enhancements that began in 1916 when construction began on a permanent brick-and-concrete stadium structure, which was completed, section-by-section, as funds were raised.

In 1936, the playing field was lowered 12 feet to allow spectator seating to increase to 24,000.

The Reed Shank Pavilion was added in 1954 to bring the capacity to 28,000. In 1991, the capacity was upped to 35,000 through extending the upper deck, now called the Herschede-Shank Pavilion.

In 2005, a permanent grandstand added new and improved seating and gameday locker rooms in the North end zone along with a new video board, doubling the previous display.

Artificial turf was first installed in 1970 and in 2000, the stadium became one of the first in the U.S. to utilize FieldTurf, a grass-like

synthetic surface.

Prior to the 2013 season, UBU Sports' Speed Series S5-M synthetic turf system was installed as the playing surface at Nippert. The stadium's field orientation was shifted slightly north and west to even out the sideline areas and add a run-off area around the south end zone.

The stadium served as home for the Cincinnati Bengals, in 1968 and 1969, while their original permanent home at Riverfront Stadium was being constructed. It is currently the home field for FC Cincinnati, a professional soccer team in the United Soccer League.

The playing surface was widened and a new perimeter wall was constructed following the 2016 season, giving Nippert the ability to play host to international friendly matches on a FIFA regulation field.

A new LED video display was installed for the 2017 football season, called Lindner Family Vision thanks to a donation from the longtime Bearcats supporters. Nearly four times larger than the size of the existing active video display area, the new end zone display from Daktronics measures 31 feet high by 114 feet wide. The display is the same quality and model installed by the Cincinnati Reds in right field of Great American Ball Park prior to the 2015 MLB All-Star Game. It features a 13HD pixel layout for excellent image clarity, contrast, wide-angle visibility to ensure a great view from any seat within Nippert Stadium.


Nippert has also served as a venue for concerts by Britney Spears, Michael Jackson, NSYNC, Janet Jackson, KT Tunstall, The North Mississippi All-Stars, The Roots, the Cincinnati Opera Company and many more.

Two US Presidents have spoken at the stadium. On Oct. 16, 1936, President Franklin Roosevelt, running for a second term, appeared at Nippert Stadium and spoke from an open car in the rain to a crowd estimated at 15,000 and on Nov. 2, 2008, President Barack Obama held a campaign rally at Nippert two days before the 2008 Presidential Election to an estimated 27,000 attendees.

USA Today named Nippert as the best home-field venue in the former BIG EAST Conference and ESPN's Scott Van Pelt cited Nippert as a "one of the gems of college football".



ARCH CARSON



JIMMY NIPPERT



WHAT'S IN A NAME?

- » During the season-ending clash with rival Miami (Ohio) in 1923, Jimmy Nippert sustained a spike wound injury and died a month later from blood poisoning. His grandfather, James N. Gamble of Procter and Gamble, provided the funds needed to complete the horseshoe-shaped structure, and the James Gamble Nippert Memorial Stadium was dedicated on Nov. 8, 1924.
- » The stadium's founder was Arch Carson, who as captain and principal organizer played a significant role in starting football on the UC campus in 1885. In 1901 as physical director of the university, Carson guided the construction of the field which was later named for him -- the playing surface is still called Carson Field.

TOP-10 CROWDS AT NIPPERT STADIUM

ATT	DATE	OPPONENT	RESULT
40,140	Oct. 24, 2015	UConn	W, 37-13*
40,101	Oct. 1, 2015	Miami (Fla.)	W, 34-23*
40,015	Sept. 15, 2016	Houston	L, 40-16*
39,095	Sept. 5, 2015	Alabama A&M	W, 52-10
38,112	Sept. 24, 2016	Miami (Ohio)	W, 27-20
38,112	Sept. 12, 2015	Temple	L, 34-26
36,007	Aug. 31, 2013	Purdue	W, 42-7*
35,106	Nov. 27, 2009	Illinois	W, 49-36*
35,105	Nov. 13, 2009	West Virginia	W, 24-21*
35,100	Nov. 7, 2009	UConn	W, 47-45*

*-Sellouts

ALPHABETICAL ROSTER

NO.	NAME	POS	HT	WT	CL	EX	HOMETOWN/HS/LAST SCHOOL
+ 3	Christian Angulo *	CB	6-2	194	So.	SQ	Tampa, Fla./East Bay
55	Caleb Ashworth *	DE	6-3	262	So.	1L	Dry Fork, Va./Tunstall
57	Cory Armstrong * ^	LS	6-1	233	Fr.	RS	Sagamore Hills, Ohio/Walsh Jesuit
39	Marcos Aull ^	S	6-1	185	Fr.	HS	West Chester, Ohio/Lakota West
45	DeMarco Baker ^	LB	6-3	215	Fr.	HS	Cincinnati, Ohio/Woodward
68	Doug Bates *	OL	6-4	267	Fr.	RS	Cincinnati, Ohio/Moeller
+ 34	Kyle Bolden	LB	6-1	218	Fr.	HS	Cincinnati, Ohio/Colerain
5	Mike Boone	RB	5-10	205	Sr.	3L	Macclesney, Fla./Baker County
+ 24	Taylor Boose *	RB	6-0	207	So.	1L	Clifton, Va./Centreville
47	Landon Brazile *	DE	6-5	265	Jr.	2L	Dayton, Ohio/Thurgood Marshall
92	Curtis Brooks *	DT	6-3	288	Fr.	RS	Danville, Va./George Washington
96	Cortez Broughton *	DT	6-2	282	Jr.	2L	Warner Robins, Ga./Veterans
99	Marcus Brown *	DT	6-3	295	Fr.	RS	Naples, Fla./Lely
+ 25	Coby Bryant	S	6-1	185	Fr.	HS	Akron, Ohio/Glenville
60	Zach Bycznski *	OL	6-3	295	Fr.	RS	Berea, Ohio/Berea
74	Kendall Calhoun *	OL	6-7	300	Jr.	JC	Paducah, Ky./Tilghman/Lackawanna CC
72	Garrett Campbell * ^	OL	6-6	301	Sr.	2L	Cincinnati, Ohio/St. Xavier
4	Malik Clements	S	6-0	210	Jr.	2L	Danville, Va./George Washington
+ 35	Trent Cloud	WR	6-1	198	Fr.	HS	Cleveland, Ohio/Bedford
+ 18	Tyler Cogswell *	TE	6-5	248	Sr.	2L	Coral Springs, Fla./American Heritage
13	Grant Coleman *	CB	6-0	192	Sr.	3L	Columbus, Ohio/Reynoldsburg
44	Marquise Copeland	DT	6-3	290	Jr.	2L	Cleveland, Ohio/Bedford
71	Korey Cunningham *	OL	6-6	305	Sr.	3L	Montevallo, Ala./Montevallo
+ 31	Kyle Curtis * ^	LS	6-2	220	Sr.	SQ	Westerville, Ohio/South/John Carroll
83	Josiah Deguara *	TE	6-3	235	So.	1L	Folsom, Calif./Folsom
23	Gerrid Doaks *	RB	6-0	222	Fr.	RS	Indianapolis, Ind./Lawrence Central
36	Sheldon Doss * ^	S	6-1	207	So.	1L	Detroit, Mich./UD Jesuit
41	Joel Dublanko *	LB	6-3	232	Fr.	RS	Aberdeen, Wash./IMG Academy
+ 89	Jake Elfers * ^	TE	6-4	240	Jr.	SQ	Cincinnati, Ohio/Loveland
75	Chris Ferguson *	OL	6-5	305	Jr.	SQ	Nassau, Bahamas/Lake Nona
51	Kimoni Fitz *	DE	6-3	255	Jr.	2L	Ringgold, Va./Dan River
+ 16	Darrick Forrest	S	6-0	196	Fr.	HS	Columbus, Ohio/Walnut Ridge
+ 16	Andrew Gantz *	K	5-9	185	Sr.	2L	Dayton, Ohio/Centerville
62	Mason Garrison * ^	OL	6-5	296	So.	SQ	Cincinnati, Ohio/Oak Hills
85	Thomas Geddis	WR	6-1	185	So.	1L	Pompano Beach, Fla./Blanche Ely
2	Tyrell Gilbert *	LB	6-1	205	Jr.	2L	Cincinnati, Ohio/Princeton
27	Hunter Gillespie * ^	RB	5-11	210	Fr.	RS	Cincinnati, Ohio/Taylor
+ 21	Devin Gray	WR	6-1	192	Sr.	1L	Reno, Nev./Reed/Sierra College
+ 22	Jaalen Greene	RB	5-11	202	Fr.	HS	College Park, Ga./Sandy Creek
+ 24	Noah Hamlin	CB	6-0	170	Fr.	HS	Clairton, Pa./Clairton
79	Drew Hartmann ^	OL	6-0	250	Fr.	HS	Noblesville, Ind./Noblesville
7	Javan Hawes	WR	6-0	192	Fr.	HS	Atlanta, Ga./Sandy Creek
55	Alex Heil * ^	OL	6-2	280	So.	SQ	Wickliffe, Ohio/Benedictine
+ 86	Angelo Howze	DE	6-2	237	Fr.	HS	Fishers, Ind./Fishers
82	Wilson Huber	TE	6-5	233	Fr.	HS	Indianapolis, Ind./Franklin Central
20	Carter Jacobs	S	6-1	205	Sr.	3L	Fort Lauderdale, Fla./American Heritage
78	Morgan James * ^	OL	6-6	308	So.	1L	Highland, Mich./Lakeland
98	Lyndon Johnson *	DE	6-6	300	Sr.	1L	West Point, Miss./West Point/Holmes CC
12	TJ Johnson #	CB	6-2	185	Fr.	TR	Euclid, Ohio/Euclid/Penn State
97	Ryan Jones ^	P	5-10	187	So.	1L	New Castle, Ind./New Castle
+ 25	Casey Kirk ^	WR	5-10	188	Fr.	HS	Dublin, Ohio/Coffman
30	Michael Kopaygorodsky ^	RB	6-0	220	Fr.	HS	Mason, Ohio/Mason
87	Bruno Labelle *	TE	6-4	240	Fr.	RS	Laval, Quebec/Collège Montmorency
65	Cody Lamb	OL	6-4	288	Fr.	HS	Miamisburg, Ohio/Miamisburg
1	Kahlil Lewis	WR	6-0	195	Jr.	2L	Miami, Fla./Mirimar
80	Malick Mbodj *	WR	6-4	210	Fr.	RS	Atlanta, Ga./Arabia Mountain
77	Vincent McConnell	OT	6-6	278	Fr.	HS	Massillon, Ohio/Washington

NO.	NAME	POS	HT	WT	CL	EX	HOMETOWN/HS/LAST SCHOOL
53	Tyler McGarr *	OL	6-4	295	So.	SQ	Hamilton, Ga./Harris County
+ 17	Rashad Medaris * ^	WR	5-10	182	So.	TR	Indianapolis, Ind./Pike/Western Illinois
46	Patrick Mileham ^	LB	6-3	225	Fr.	HS	Cincinnati, Ohio/Mariemont
33	Jaylyn Minor	LB	6-1	233	Sr.	2L	Navasota, Texas/Navasota/Tyler JC
54	Keith Minor *	OL	6-4	293	Jr.	1L	Tyler, Texas/Chapel Hill
+ 8	Hayden Moore *	QB	6-3	215	Jr.	2L	Clay, Ala./Clay-Chalkville
48	Kevin Mouhon *	DE	6-1	244	Jr.	2L	Norcross, Ga./Norcross
30	Chris Murphy *	S	5-11	196	Jr.	1L	Marietta, Ga./Lassiter/Arkansas
+ 37	Tre Murry ^	S	6-1	190	Fr.	HS	Warren, Ohio/Warren G. Harding
29	Cameron Naber ^	WR	6-0	190	Fr.	HS	Cincinnati, Ohio/Oak Hills
88	Braxton Neal ^	WR	6-3	193	So.	SQ	Cincinnati, Ohio/Lakota West
66	David Niehaus * ^	OL	6-1	299	Sr.	2L	Cincinnati, Ohio/Colerain
50	Norman Oglesby *	DT	5-11	290	So.	SQ	Indianapolis, Ind./Ben Davis
+ 34	Josh Pasley * ^	K	6-0	186	Sr.	1L	Lenexa, Kan./DeSoto/Highland CC
84	Marcel Paul *	WR	6-1	197	Fr.	RS	Detroit, Mich./Cass Tech
86	Jack Peterson ^	WR	6-1	170	Fr.	HS	Northville, Mich./Northville
11	Davin Pierce	CB	6-2	193	Sr.	1L	Orlando, Fla./Dr. Phillips/Blinn College
14	JJ Pinckney * ^	WR	6-3	210	Jr.	1L	Sylvania, Ohio/Southview
43	Michael Pitts *	DE	6-2	260	Fr.	RS	Stone Mountain, Ga./Stephenson
93	Elijah Ponder *	DT	6-3	280	Fr.	RS	Atlanta, Ga./South Cobb
+ 17	RJ Potts	LB	6-3	223	Fr.	HS	Fishers, Ind./Fishers
+ 9	Desmond Ridder	QB	6-4	205	Fr.	HS	Louisville, Ky./St. Xavier
58	Garrett Rigby * ^	K	6-2	182	Fr.	RS	Stow, Ohio/Stow-Munroe Falls
+ 18	Josiah Robey ^	CB	5-10	170	Fr.	HS	Franklin, Ky./Franklin-Simpson
70	Jakari Robinson	OL	6-2	290	Fr.	HS	Talladega, Ala./Munford
26	Jerron Rollins	WR	6-2	208	So.	1L	Miami, Fla./Christopher Columbus
+ 35	Ryan Royer ^	LB	5-11	200	Fr.	HS	Hilliard, Ohio/Davidson
+ 15	JaQuay Savage	WR	6-3	229	Gr.	TR	Atlanta, Ga./Sandy Creek/Louisville
94	Joe Schroer ^	DE	6-3	255	So.	TR	Cincinnati, Ohio/Elder/Ohio State
+ 37	James Smith	P	6-5	220	Fr.	HS	Wangaratta, Australia
+ 31	Marquis Smith *	CB	5-10	188	Fr.	RS	Ypsilanti, Mich./Ypsilanti
10	Jake Sopko *	QB	6-3	215	Fr.	RS	Avon, Ohio/Avon
40	Ty Sponseller *	LB	6-3	223	Fr.	RS	Mason, Ohio/Mason
+ 89	Nick Staderman * ^	DE	6-1	255	Fr.	RS	Cincinnati, Ohio/McNicholas
49	Tyquan Statham *	LB	6-1	227	Fr.	RS	Gainesville, Ga./West Hall
+ 9	Linden Stephens	CB	6-0	193	Sr.	3L	Euclid, Ohio/Euclid/Fork Union Military
64	Will Steur * ^	OL	6-4	300	Sr.	1L	Cincinnati, Ohio/Madeira
+ 15	Rashaad Stewart	CB	6-0	180	Fr.	HS	Clearwater, Fla./Central Catholic
+ 19	Tyrin Summers *	WR	5-9	183	Fr.	RS	Clewiston, Fla./Clewiston
90	Jabari Taylor	DT	6-3	255	Fr.	HS	Akron, Ohio/Hoban
+ 21	Marquese Taylor	CB	5-11	180	Fr.	HS	Atlanta, Ga./Lovejoy
12	Ross Trail *	QB	6-3	225	So.	1L	Wynne, Ark./Wynne
56	Kyle Trout	OL	6-6	310	Jr.	TR	Lancaster, Ohio/Lancaster/Ohio State
19	Ethan Tucky ^ #	DE	6-2	240	Fr.	TR	Delaware, Ohio/RB Hayes/Boston College
61	Jon Vincent * ^	LS	6-1	222	Sr.	1L	Loveland, Ohio/Loveland
+ 3	Michael Warren II	RB	5-10	212	Fr.	HS	Toledo, Ohio/Central Catholic
81	Garrett Weaver ^ #	TE	6-3	227	Jr.	TR	Cincinnati, Ohio/Amelia/Mount St. Joseph
+ 8	Jarell White	LB	5-10	208	Fr.	HS	Cincinnati, Ohio/LaSalle
+ 22	Collin Widecan * ^	S	5-10	185	Fr.	RS	Cincinnati, Ohio/Mariemont
32	James Wiggins *	S	5-11	205	Fr.	RS	Homestead, Fla./South Dade
56	Mark Wilson *	DE	6-3	255	Sr.	3L	Hampton, Va./Phoebe
69	Zach Wood ^	LS	6-1	224	So.	TR	Williamsburg, Ohio/McNicholas/Marshall
95	Bryan Wright *	DE	6-3	254	So.	1L	New Castle, Del./Jireh Prep
73	Blake Yager	OL	6-5	292	So.	JC	Fort Wayne, Ind./Carroll/Iowa Western
38	Cameron Young ^	RB	6-0	195	Fr.	TR	Reynoldsburg, Ohio/Reynoldsburg
6	Perry Young	LB	5-11	215	So.	1L	Birmingham, Ala./Spain Park

+-- Double Number; ^-- Walk-On; *- Has utilized redshirt year; #--Ineligible due to NCAA Transfer rules.

PRONUNCIATIONS

Cortez Broughton	braw-ton	Tyrell Gilbert	TIE-rel	David Niehaus	KNEE-house	Tyquan Statham	tie-quan STAY-thum
Marquise Copeland	mar-KEES	Michael Kopaygorodsky	co-pay-guh-rod-ski	John Pasley	paz-lee	Will Steur	stir
Josiah Deguara	duh-gah-rah	Malick Mbodj	moje	Davin Pierce	DAY-vin	Collin Widecan	wi-DUH-can
Joel Dublanko	do-BLAHN-ko	Kevin Mouhon	MOO-hon	Jerron Rollins	JUH-ron		
Kimoni Fitz	key-mah-nee	Cameron Naber	nay-ber	Joe Schroer	shroer		

DEPTH CHART

OFFENSE						DEFENSE						SPECIAL TEAMS					
LT	71	Korey Cunningham	6-6	305	Sr.	DE	48	Kevin Mouhon	6-1	244	Jr.	LS	61	Jon Vincent	6-1	222	Sr.
	56	Kyle Trout	6-6	310	Jr.		-or-	51	Kimoni Fitz	6-3	255		Jr.	31	Kyle Curtis	6-2	220
LG	54	Keith Minor	6-4	293	Jr.	DT	98	Lyndon Johnson	6-6	300	Sr.	H	20	Carter Jacobs	6-1	205	Sr.
	60	Zach Bycznski	6-3	295	Fr.		44	Marquise Copeland	6-3	290	Jr.		37	James Smith	6-5	220	Fr.
C	66	David Niehaus	6-1	299	Sr.	DT	92	Curtis Brooks	6-3	288	Fr.	PK	16	Andrew Gantz	5-9	185	Sr.
	-or-	72	Garrett Campbell	6-6	301		Sr.	96	Cortez Broughton	6-2	282		Jr.	34	Josh Pasley	6-0	186
RG	64	Will Steur	6-4	300	Sr.	DE	50	Norman Oglesby	5-11	290	So.	KO	97	Ryan Jones	5-10	187	So.
	78	Morgan James	6-6	308	So.		-or-	95	Bryan Wright	6-3	254		So.	34	Josh Pasley	6-0	186
RT	74	Kendall Calhoun	6-7	300	Jr.	WLB	56	Mark Wilson	6-3	255	Sr.	P	37	James Smith	6-5	220	Fr.
	73	Blake Yager	6-5	292	So.		6	Perry Young	5-11	215	So.		97	Ryan Jones	5-10	187	So.
TE	18	Tyler Cogswell	6-5	248	Sr.	49	Tyquan Statham	6-0	225	r-Fr.	KR	21	Devin Gray	6-1	192	Sr.	
	83	Josiah Deguara	6-3	235	So.		33	Jaylyin Minor	6-1	233		Sr.	85	Thomas Geddis	6-1	185	So.
WR	21	Devin Gray	6-1	192	Sr.	41	Joel Dublanko	6-3	232	r-Fr.	1	Kahlil Lewis	6-0	195	Jr.		
	26	Jerron Rollins	6-2	208	So.		2	Tyrell Gilbert	6-1	205		Jr.	2	Tyrell Gilbert	6-1	205	Jr.
WR	85	Thomas Geddis	6-1	185	So.	40	Ty Sponseller	6-3	223	Fr.	PR	21	Devin Gray	6-1	192	Sr.	
	14	JJ Pinckney	6-3	210	Jr.		-or-	8	Jarell White	5-10		208	Fr.	1	Kahlil Lewis	6-0	195
WR	1	Kahlil Lewis	6-0	195	Jr.	CB	9	Linden Stephens	6-0	193	Sr.						
	17	Rashad Medaris	5-10	182	So.		31	Marquis Smith	5-10	188	r-Fr.						
QB	8	Hayden Moore	6-3	215	Jr.	S	20	Carter Jacobs	6-1	205	Sr.						
	12	Ross Trail	6-3	225	So.		30	Chris Murphy	5-11	196	Jr.						
	10	Jake Sopko	6-3	215	r-Fr.	S	4	Malik Clements	6-0	210	Jr.						
RB	5	Mike Boone	5-10	205	Sr.		36	Sheldon Doss	6-1	207	So.						
	23	Gerrid Doaks	6-0	222	r-Fr.	CB	13	Grant Coleman	6-0	192	Sr.						
	3	Michael Warren II	5-10	212	Fr.		11	Davin Pierce	6-2	193	Sr.						

NUMERICAL ROSTER

No.	Name	Pos	No.	Name	Pos	No.	Name	Pos	No.	Name	Pos			
	1	Kahlil Lewis	WR	+	21	Devin Gray	WR	43	Michael Pitts *	DE	74	Kendall Calhoun *	OL	
	2	Tyrell Gilbert *	LB	+	21	Marquese Taylor	CB	44	Marquise Copeland	DT	75	Chris Ferguson *	OL	
+	3	Christian Angulo *	CB	+	22	Jaelen Greene	RB	45	DeMarco Baker ^	LB	77	Vincent McConnell	OT	
+	3	Michael Warren II	RB	+	22	Collin Widecan * ^	S	46	Patrick Mileham ^	LB	78	Morgan James * ^	OL	
	4	Malik Clements	S		23	Gerrid Doaks *	RB	47	Landon Brazile *	DE	79	Drew Hartmann ^	OL	
	5	Mike Boone	RB	+	24	Taylor Boose *	RB	48	Kevin Mouhon *	DE	80	Malick Mbodj *	WR	
	6	Perry Young	LB	+	24	Noah Hamlin	CB	49	Tyquan Statham *	LB	81	Garrett Weaver ^ #	TE	
	7	Javan Hawes	WR	+	25	Coby Bryant	S	50	Norman Oglesby *	DT	82	Wilson Huber	TE	
+	8	Hayden Moore *	QB	+	25	Casey Kirk ^	WR	51	Kimoni Fitz *	DE	83	Josiah Deguara *	TE	
+	8	Jarell White	LB		26	Jerron Rollins	WR	53	Tyler McGarr *	OL	84	Marcel Paul *	WR	
+	9	Desmond Ridder	QB		27	Hunter Gillespie * ^	RB	54	Keith Minor *	OL	85	Thomas Geddis	WR	
+	9	Linden Stephens	CB		29	Cameron Naber ^	WR	55	Caleb Ashworth *	DE	+	86	Angelo Howze	DE
	10	Jake Sopko *	QB		30	Michael Kopaygorodsky ^	RB	55	Alex Heil * ^	OL	+	86	Jack Peterson ^	WR
	11	Davin Pierce	CB		30	Chris Murphy *	S	56	Kyle Trout	OL		87	Bruno Labelle *	TE
+	12	TJ Johnson #	CB	+	31	Kyle Curtis * ^	LS	56	Mark Wilson *	DE		88	Braxton Neal ^	WR
+	12	Ross Trail *	QB	+	31	Marquis Smith *	CB	57	Cory Armstrong * ^	DE	+	89	Jake Elfers * ^	TE
	13	Grant Coleman *	CB		32	James Wiggins *	S	58	Garrett Rigby * ^	K	+	89	Nick Staderman * ^	DE
	14	JJ Pinckney * ^	WR		33	Jaylyn Minor	LB	60	Zach Bycznski *	OL		90	Jabari Taylor	DT
+	15	JaQuay Savage	WR	+	34	Kyle Bolden	LB	61	Jon Vincent * ^	LS		92	Curtis Brooks *	DT
+	15	Rashaad Stewart	CB	+	34	Josh Pasley * ^	K	62	Mason Garrison * ^	OL		93	Elijah Ponder *	DT
+	16	Darrick Forrest	S	+	35	Trent Cloud	WR	64	Will Steur * ^	OL		94	Joe Schroer ^	DE
+	16	Andrew Gantz *	K	+	35	Ryan Royer ^	LB	65	Cody Lamb	OL		95	Bryan Wright *	DE
+	17	Rashad Medaris * ^	WR		36	Sheldon Doss * ^	S	66	David Niehaus * ^	OL		96	Cortez Broughton *	DT
+	17	RJ Potts	LB	+	37	Tre Murry ^	S	68	Doug Bates *	OL		97	Ryan Jones ^	P
+	18	Tyler Cogswell *	TE	+	37	James Smith	P	69	Zach Wood ^	LS		98	Lyndon Johnson *	DE
+	18	Josiah Robey ^	CB		38	Cameron Young ^	RB	70	Jakari Robinson	OL		99	Marcus Brown *	DT
+	19	Tyrin Summers *	WR		39	Marcos Aull ^	S	71	Korey Cunningham *	OL				
+	19	Ethan Tucky ^ #	DE		40	Ty Sponseller *	LB	72	Garrett Campbell * ^	OL				
	20	Carter Jacobs	S		41	Joel Dublanko *	LB	73	Blake Yager	OL				

+ Double Number; ^ Walk-On; * Has utilized redshirt year; # Ineligible due to NCAA Transfer rules.

LUKE FICKELL

HEAD COACH · FIRST YEAR · OHIO STATE '97

Veteran defensive coordinator and Ohio native Luke Fickell was named the University of Cincinnati's 42nd football head coach in December 2016.

The 18-year veteran of the FBS coaching ranks took the reins of the UC program after spending 15 years at his alma mater, Ohio State.

Fickell was hired on Dec. 10, 2016 and in the span of less than eight weeks, he hired a staff and put one of the top recruiting classes in the American Athletic Conference together. Since he hire, Fickell has been a tireless advocate for the Cincinnati program, speaking at numerous events and schools to continue to build the Bearcats brand inside the State of Cincinnati, the 50-mile radius surrounding the Clifton Hts. campus.

His impressive resume includes being on the staff of two national championship winning teams, seeing 12 of his players selected in the NFL Draft, and coordinating outstanding defenses over the last 12 seasons as a co-coordinator or defensive coordinator.

He is also an excellent recruiter with strong Midwest and Florida relationships, a national presence when needed and a discerning eye for talent. He was named the American Football Coaches Association assistant coach of the year in 2010 and he was named a "top recruiter" in 2012 by both Rivals and ESPN.

No stranger to championship-level football, Fickell was a part of nine Big Ten Conference titles (seven as a coach, two as a player) and two national championship squads at Ohio State. During his coaching tenure with the Buckeyes, OSU qualified for the College Football Playoff twice and played in 15 postseason games.

The former standout football player, college graduate, NFL player, husband and father is most-noticed as a developer of talent.

His NFL Draft selections include first-round picks A.J. Hawk, Bobby Carpenter, Ryan Shazier and Darron Lee, NFL standout James Laurinaitis and Joshua Perry, Anthony Schlegel, Larry Grant, Marcus Freeman, Austin Spitzer, Ross Homan and Brian Rolle.

The 2016 Buckeyes earned a spot in the College Football Playoff semifinal against Clemson after finishing the regular season 11-1 and ranked No. 3 in CFP poll. OSU won five consecutive games to close the season and boast the nation's No. 4 total defense (282.3 yards per game allowed), including the No. 1 pass efficiency defense and the No. 3 scoring defense (14.2).



Since 2005, Fickell-coached defenses at Ohio State have ranked among the NCAA FBS Top-40 in yards-per-play allowed, averaging a ranking of No. 17 and earning its highest rank of No. 3 in 2016. Cincinnati based ProFootballFocus ranks OSU's defense as its No. 3 overall unit in 2016.

Fickell's coaching career began at Ohio State. After spending a year on the injured reserve list with the New Orleans Saints, he was hired in 1999 as a graduate assistant at OSU by his college coach, John Cooper.

Fickell's first full-time coaching position came in 2000 under Lee Owens at Akron, spending two years as defensive line coach. Jim Tressel brought him to Ohio State as special teams coordinator in 2002 and he also worked with the defensive front on the BCA National Championship squad. He was named linebackers coach in 2004, and added co-defensive coordinator duties to his resume in 2005.

In May of 2011 he was asked to take over an Ohio State program staggered by the loss of its head coach, the unexpected departure of a star quarterback and on the cusp of NCAA penalties, and against stacked odds, he led the Buckeyes to a bowl game. Prior to his appointment to serve as head coach, he had been promoted to assistant head coach in March 2011.

He returned to his role as defensive coordinator and linebackers coach in 2012. Over the past five seasons, coaching under UC alumnus Urban Meyer, Fickell's defensive units have been a big reason the Buckeyes went 61-5 and won the 2014 College Football Playoff National Championship.

A native of Columbus, Ohio, Fickell is a graduate of DeSales High School, where he was a three-time, undefeated state wrestling champion, and he is a 1997 graduate of Ohio State. He played for the Buckeyes from 1992-96, redshirting the first year and then starting the next four seasons at nose guard. He started a school-record 50 consecutive games between 1993 and 1996.

Fickell graduated from Ohio State in 1997 with a degree in exercise science. Luke and his wife Amy have six children: Landon, Luca, twin sons Aydon and Ashton, and twin sons Laykon and Lucian.

PERSONAL INFORMATION



Born: August 18, 1973
Hometown: Columbus, Ohio
Wife: Amy
Children: Landon, Luca, Aydon, Ashton, Laykon, Lucian
Education: Ohio State (1997, B.S.)
Year in Coaching: 18th

PLAYING CAREER

YEAR	TEAM
1992-96	Ohio State (Nose Guard)

COACHING CAREER

YEAR	SCHOOL	POSITION
1999	Ohio State	Graduate Assistant
2000-01	Akron	Defensive Line
2002-03	Ohio State	Special Teams Coordinator
2004	Ohio State	Linebackers
2005-11	Ohio State	Co-Defensive Coord./Linebackers
2011	Ohio State	Head Coach
2012-16	Ohio State	Defensive Coord./Linebackers
2017-	Cincinnati	Head Coach

BOWLS COACHED IN

YEAR	SCHOOL	BOWL
2002	Ohio State	Fiesta
2003	Ohio State	Fiesta
2004	Ohio State	Alamo
2005	Ohio State	Fiesta
2006	Ohio State	BCS National Championship
2007	Ohio State	BCS National Championship
2008	Ohio State	Fiesta
2009	Ohio State	Rose
2010	Ohio State	Sugar
2011	Ohio State	Gator
2013	Ohio State	Orange
2014	Ohio State	CFP: Sugar (Semi)/NCG
2015	Ohio State	Fiesta
2016	Ohio State	CFP: Fiesta (Semi)

BOWLS PLAYED IN

YEAR	SCHOOL	BOWL
1993	Ohio State	Holiday
1994	Ohio State	Citrus
1995	Ohio State	Citrus
1996	Ohio State	Rose

FICKELL'S HEAD COACHING RECORD

YEAR	SCHOOL	OVERALL	CONFERENCE
2001	Ohio State	6-7	3-5 Big Ten (4th)
2017	Cincinnati	0-0	0-0 American East

ASSISTANT COACHES & SUPPORT STAFF

**MIKE DENBROCK**

OFFENSIVE COORDINATOR/QUARTERBACKS · FIRST YEAR · GRAND VALLEY STATE '87

A veteran of 30-plus years in the coaching profession, Mike Denbrock has worked as both an offensive and defensive coordinator and coached every position on the offensive side of the ball. Most recently, Denbrock was at Notre Dame from 2010-16 in a variety of roles. Before his time at Notre Dame, Denbrock spent time at Indiana State, Stanford, Grand Valley State, Michigan State and with the AFL's Buffalo Destroyers. Denbrock was a tight end at GVSU from 1982-85, earning a bachelor's degree in communications in 1987. Denbrock and his wife, Dianne, have a son, Chance.

**MARCUS FREEMAN**

DEFENSIVE COORDINATOR/LINEBACKERS · FIRST YEAR · OHIO STATE '07

Marcus Freeman joined the Bearcats staff after a four-year stint at Purdue where he coached linebackers and served as the Boilermakers co-defensive coordinator in 2015. Freeman started his coaching career as a graduate assistant coach at his alma mater, Ohio State, in 2010 before going to Kent State in 2011-12 to coach linebackers. A four-year letterwinner for the Buckeyes, Freeman spent time with the Chicago Bears, Buffalo Bills and Houston Texans. Freeman has a daughter, Bria, and he and his wife, Joanna, have five children, Vinny, Siena, Gino, Nico and Capri.

**DOUG PHILLIPS**

SPECIAL TEAMS COORDINATOR/TIGHT ENDS · FIRST YEAR · TOLEDO '91

Doug Phillips returns to an on-field role after spending the 2016 season at Iowa State as the director of player personnel. Phillips has nearly 25 years of football coaching experience, including six seasons at the NCAA FBS and FCS level with stints at Bowling Green, Ohio State and Youngstown State. He worked and coached for 15 years at the high school level, including nine as a head coach. Phillips earned a bachelor's degree in education from Toledo in 1991 and received a master's degree in educational administration from Youngstown State in 1995.

**RON CROOK**

OFFENSIVE LINE · FIRST YEAR · WEST LIBERTY STATE '91

Ron Crook, the 27-year veteran of the coaching ranks, starts his second stint with the Bearcats after serving as a graduate assistant working with the offensive line in 1993. He has mentored offensive linemen from coast-to-coast, with stops at West Virginia, Stanford, Harvard, Illinois, West Liberty State, Glenville State, Clarion and West Virginia Tech. Crook earned his bachelor's degree in physical education from West Liberty State in 1991. Crook and his wife, Stacy, have three children – Andrew, Cian and Kenley.

**GINO GUIDUGLI**

RUNNING BACKS · FIRST YEAR · CINCINNATI '05

Former University of Cincinnati standout quarterback Gino Guidugli joined the Bearcats football staff in February 2017. Guidugli, a member of UC's James P. Kelly Sr. Athletics Hall of Fame and a charter member of Nippert Stadium's Ring of Honor, returned to his alma mater after spending six seasons at Central Michigan. Prior to joining the coaching ranks, Guidugli played professionally in the Arena and Canadian Football Leagues. Guidugli earned his bachelor's degree in business marketing from Cincinnati in 2005. He and his wife, Michelle, have two sons, Ryland and Ezra.

**WILLIE MARTINEZ**

CORNERBACKS · FIRST YEAR · MIAMI (FLA.) '85

A veteran of 30-plus years in the defensive coaching ranks, Willie Martinez joins the Bearcats after a four-year stint at Tennessee, most recently serving as the assistant head coach and secondary coach. He coached at Auburn in 2012, serving as secondary coach after spending the 2010-11 seasons as the defensive backs coach at Oklahoma. Prior to Oklahoma, Martinez coached at Georgia, Central Michigan, Eastern Michigan and Grand Valley State. Martinez and his wife, Kim, have three children – Christina, Ashley and William.

**JOKER PHILLIPS**

WIDE RECEIVERS · FIRST YEAR · KENTUCKY '86

Joe "Joker" Phillips, a nearly 30-year veteran of the collegiate and NFL ranks, joined the University of Cincinnati football staff in 2017. Phillips has extensive experience coaching receivers, with stops at Kentucky, Cincinnati, Minnesota, Notre Dame, South Carolina, Florida and in the NFL. As a wide receiver at Kentucky, Phillips earned his bachelor's degree in advertising from UK in 1986. Born Joe Phillips Jr., the native of Franklin, Kentucky, was nicknamed Joker as a baby by his grandfather to help distinguish Joker from his father, Joe Sr.

**JON TENUTA**

SAFETIES · FIRST YEAR · VIRGINIA '82

With 35 seasons of collegiate coaching, Jon Tenuta has a wealth of FBS coaching experience, including being the defensive coordinator at various BCS stops: Kansas State, Ohio State, North Carolina, Georgia Tech, Notre Dame and Virginia. Tenuta also served Marshall and SMU as the defensive coordinator during the 1980s and has been a defensive coordinator in 19 of his 35 seasons as a collegiate coach. Most recently, Tenuta spent three seasons as the associate head coach for the defense and the defensive coordinator at Virginia. Tenuta and his wife, Dori, have three sons – Zach, Matt and Luke.

**AL WASHINGTON**

DEFENSIVE LINE · FIRST YEAR · BOSTON COLLEGE '06


Al Washington came to the University of Cincinnati in January 2017 after spending the past five seasons at his alma mater, Boston College, coaching the defensive line, running backs and special teams. Prior to his time with the Eagles, Washington spent one season at Elon as the linebackers coach and the previous two seasons as the defensive line coach at Slippery Rock University. Before heading to Elon, he served as NC State's defensive graduate assistant in 2008. Washington, a native of Columbus, Ohio, and his wife, Melissa have a son, Michael Anthony.

**BRADY COLLINS**

DIRECTOR OF FOOTBALL SPORTS PERFORMANCE · FIRST YEAR · OTTERBEIN '09

Brady Collins came to UC after spending the past two seasons at Ohio State as a strength coach with the football team. A 2009 graduate of Otterbein, Collins went south after graduation to become a volunteer strength coach at Kentucky and intern for the Cincinnati Bengals. He became a graduate assistant coach at Kentucky in 2010 and a year later was named an assistant strength coach. In 2013, he accepted an assistant strength and conditioning position at Mississippi State before he was hired at Ohio State in 2015. Collins and his wife, Allie, are the parents of one daughter, Kaylee.

SUPPORT STAFF

**ANDREW BOWEN**
INTERIM - SPECIAL TEAMS**GREG BRUNER**
ASST. AD/OPERATIONS**AUSTEN BUJNOCH**
GRAD ASST. - OFFENSE**JENA BUSHELMAN**
RECRUITING OPS. COORD.**CHAD CREAMER**
QUALITY CONTROL - DEF.**MICHELE GALVIN**
ASST. ATHLETIC TRAINER**MIKE HARTLINE**
QUALITY CONTROL - OFF.**ANDREW HAYNES**
ASST. EQUIPMENT MGR.**AARON HIMMLER**
ASST. AD/MEDICAL SVCS.**ERIC HURD**
GRAPHIC DESIGN**PAT LAMBERT**
INTERIM - DEFENSE**BOB MANGINE**
SR. ASSOC. AD/MEDICAL SVCS.**MITCH MAROTTI**
OPS. & VIDEO ASSISTANT**BRIAN MASON**
DIRECTOR, RECRUITING**LOGAN MEYER**
ON-CAMPUS RECRUITING**PHIL MONTANO**
ASST. ATHLETIC TRAINER**BRYAN MURRAY**
GRAD ASST. - DEFENSE**SHERRY MURRAY**
ASSOC. TO THE HEAD COACH**ADAM NIEMEYER**
DIRECTOR, FB VIDEO**TOM PHILLIPS**
DIR. PLAYER PERSONNEL**WILL RICHARD**
GRAD ASST. - DEFENSE**MATT ROARK**
GRAD ASST. - OFFENSE**DOUG ROSFELD**
DIR. PLAYER DEVELOPMENT**KELSEY SHARKEY**
DIRECTOR, NEW MEDIA**PARKER SHOWERS**
SPORTS PERFORMANCE**MIKE STACCHIOTTI**
SPORTS PERFORMANCE**AUSTIN STEPHAN**
RESEARCH ASSISTANT**ROBERT STINER**
SPORTS PERFORMANCE**JAKE WARNKE**
DIRECTOR, FB EQUIPMENT**MIKE WAUGH**
DIR. SCOUTING/NFL LIAISON**JOHN WIDECAN**
ASSOC. AD/OPERATIONS

2016 STATISTICS

OVERALL: **4-8**AMERICAN: **1-7**HOME: **3-4**AWAY: **1-4**NEUTRAL: **0-0**

TEAM STATISTICS	Cincinnati	Opponent
SCORING	232	323
Points Per Game	19.3	26.9
Points Off Turnovers	71	80
FIRST DOWNS	232	287
Rushing	76	133
Passing	143	136
Penalty	13	18
RUSHING YARDAGE	1418	2275
Yards gained rushing	1690	2523
Yards lost rushing	272	248
Rushing Attempts	397	562
Average Per Rush	3.6	4.0
Average Per Game	118.2	189.6
TDs Rushing	8	17
PASSING YARDAGE	3071	2799
Comp-Att-Int	259-453-15	239-389-17
Average Per Pass	6.8	7.2
Average Per Catch	11.9	11.7
Average Per Game	255.9	233.2
TDs Passing	19	18
TOTAL OFFENSE	4489	5074
Total Plays	850	951
Average Per Play	5.3	5.3
Average Per Game	374.1	422.8
KICK RETURNS: #-Yards	36-716	35-726
PUNT RETURNS: #-Yards	15-92	13-138
INT RETURNS: #-Yards	17-218	15-227
KICK RETURN AVERAGE	19.9	20.7
PUNT RETURN AVERAGE	6.1	10.6
INT RETURN AVERAGE	12.8	15.1
FUMBLES-LOST	16-8	15-7
PENALTIES-Yards	55-544	60-538
Average Per Game	45.3	44.8
PUNTS-Yards	69-2673	56-2242
Average Per Punt	38.7	40.0
Net punt average	35.9	38.0
KICKOFFS-Yards	53-3154	66-4080
Average Per Kick	59.5	61.8
Net kick average	39.2	40.0
TIME OF POSSESSION/Game	26:30	33:30
3RD-DOWN Conversions	69/182	93/194
3rd-Down Pct	38%	48%
4TH-DOWN Conversions	7/17	11/18
4th-Down Pct	41%	61%
SACKS BY-Yards	19-120	26-172
MISC YARDS	0	0
TOUCHDOWNS SCORED	28	39
FIELD GOALS-ATTEMPTS	13-19	17-22
ON-SIDE KICKS	0-0	0-0
RED-ZONE SCORES	(30-37) 81%	(40-51) 78%
RED-ZONE TOUCHDOWNS	(19-37) 51%	(23-51) 45%
PAT-ATTEMPTS	(23-26) 88%	(36-36) 100%

TEAM STATISTICS	Cincinnati	Opponent
ATTENDANCE	235095	135896
Games/Avg Per Game	7/33585	5/27179
Neutral Site Games		0/0

SCORE BY QUARTERS	1st	2nd	3rd	4th	OT	Total
Cincinnati	50	83	35	61	3	232
Opponents	77	69	77	94	6	323

INDIVIDUAL STATISTICS

RUSHING	GP	Att	Gain	Loss	Net	Avg	TD	Long	Avg/G
GREEN, Tion	12	159	757	14	743	4.7	2	27	61.9
BOONE, Mike	9	105	410	22	388	3.7	2	18	43.1
LEWIS, Kahlil	12	9	112	5	107	11.9	0	79	8.9
BUCKLEY, Deionte	12	19	99	2	97	5.1	0	15	8.1
MOORE, Hayden	7	53	183	138	45	0.8	2	23	6.4
BANSCHBACH, Chad	10	9	27	0	27	3.0	0	8	2.7
TRAIL, Ross	4	19	55	41	14	0.7	2	12	3.5
JOHNSON, Avery	10	2	10	0	10	5.0	0	9	1.0
BOOSE, Taylor	4	2	9	0	9	4.5	0	5	2.2
ROLLINS, Jerron	11	1	3	0	3	3.0	0	3	0.3
GRAY, Devin	12	3	5	7	-2	-0.7	0	3	-0.2
DEGUARA, Josiah	12	1	0	2	-2	-2.0	0	0	-0.2
KIEL, Gunner	6	7	20	24	-4	-0.6	0	6	-0.7
TOTAL	12	397	1690	272	1418	3.6	8	79	118.2
OPPONENTS	12	562	2523	248	2275	4.0	17	67	189.6

PASSING	G	Effic	Cmp-Att-Int	Pct	Yds	TD	Lng	Avg/G
MOORE, Hayden	7	123.45	146-255-7	57.3	1744	11	82	249.1
KIEL, Gunner	6	117.59	66-127-2	52.0	804	6	54	134.0
TRAIL, Ross	4	112.57	46-70-6	65.7	494	1	36	123.5
COGSWELL, Tyler	12	673.60	1-1-0	100.0	29	1	29	2.4
TOTAL	12	121.34	259-453-15	57.2	3071	19	82	255.9
OPPONENTS	12	128.41	239-389-17	61.4	2799	18	59	233.2

RECEIVING	G	No.	Yds	Avg	TD	Long	Avg/G
GRAY, Devin	12	58	860	14.8	5	82	71.7
COLE, Nate	12	57	518	9.1	4	28	43.2
LEWIS, Kahlil	12	48	605	12.6	5	47	50.4
GREEN, Tion	12	29	167	5.8	0	20	13.9
BOONE, Mike	9	20	249	12.4	0	54	27.7
JOHNSON, Avery	10	8	123	15.4	0	28	12.3
GEDDIS, Thomas	8	7	139	19.9	1	48	17.4
ROLLINS, Jerron	11	7	99	14.1	1	70	9.0
JOHNSON, Tshumbi	9	6	104	17.3	0	52	11.6
BEARD, Brayden	12	5	34	6.8	0	13	2.8
DEGUARA, Josiah	12	4	47	11.8	0	28	3.9
DOWDY, DJ	12	4	44	11.0	2	20	3.7
BANSCHBACH, Chad	10	3	11	3.7	0	7	1.1
COGSWELL, Tyler	12	2	42	21.0	0	29	3.5
MOORE, Hayden	7	1	29	29.0	1	29	4.1
TOTAL	12	259	3071	11.9	19	82	255.9
OPPONENTS	12	239	2799	11.7	18	59	233.2

2016 STATISTICS

OVERALL: **4-8**

AMERICAN: **1-7**

HOME: **3-4**

AWAY: **1-4**

NEUTRAL: **0-0**

-----PATs-----									
SCORING	TD	FGs	Kick	Rush	Rcv	Pass	DXP	Saf	Points
PASLEY, Josh	0	11-17	17-20	0-0	0	0-0	0	0	50
GRAY, Devin	5	0-0	0-0	0-0	0	0-0	0	0	30
LEWIS, Kahlil	5	0-0	0-0	0-0	0	0-0	0	0	30
COLE, Nate	4	0-0	0-0	0-0	0	0-0	0	0	24
MOORE, Hayden	3	0-0	0-0	0-0	0	1-2	0	0	18
DOWDY, DJ	2	0-0	0-0	0-0	1	0-0	0	0	14
GANTZ, Andrew	0	2-2	6-6	0-0	0	0-0	0	0	12
TRAIL, Ross	2	0-0	0-0	0-0	0	0-0	0	0	12
BOONE, Mike	2	0-0	0-0	0-0	0	0-0	0	0	12
GREEN, Tion	2	0-0	0-0	0-0	0	0-0	0	0	12
ROLLINS, Jerron	1	0-0	0-0	0-0	0	0-0	0	0	6
GILBERT, Tyrell	1	0-0	0-0	0-0	0	0-0	0	0	6
GEDDIS, Thomas	1	0-0	0-0	0-0	0	0-0	0	0	6
TOTAL	28	13-19	23-26	0-0	1	1-2	0	0	232
OPPONENTS	39	17-22	36-36	0-0	0	0-2	0	1	323

TOTAL OFFENSE	G	Plays	Rush	Pass	Total	Avg/G
MOORE, Hayden	7	308	45	1744	1789	255.6
KIEL, Gunner	6	134	-4	804	800	133.3
GREEN, Tion	12	159	743	0	743	61.9
TRAIL, Ross	4	89	14	494	508	127.0
BOONE, Mike	9	105	388	0	388	43.1
LEWIS, Kahlil	12	9	107	0	107	8.9
BUCKLEY, Deionte	12	19	97	0	97	8.1
COGSWELL, Tyler	12	1	0	29	29	2.4
BANSCHBACH, Chad	10	9	27	0	27	2.7
JOHNSON, Avery	10	2	10	0	10	1.0
BOOSE, Taylor	4	2	9	0	9	2.2
ROLLINS, Jerron	11	1	3	0	3	0.3
GRAY, Devin	12	3	-2	0	-2	-0.2
DEGUARA, Josiah	12	1	-2	0	-2	-0.2
TOTAL	12	850	1418	3071	4489	374.1
OPPONENTS	12	951	2275	2799	5074	422.8

PUNT RETURNS	No.	Yds	Avg	TD	Long
BEARD, Brayden	14	77	5.5	0	20
GRAY, Devin	1	15	15.0	0	15
TOTAL	15	92	6.1	0	20
OPPONENTS	13	138	10.6	1	30

INTERCEPTIONS	No.	Yds	Avg	TD	Long
TYSON, Mike	5	31	6.2	0	27
THOMAS, Alex	4	47	11.8	0	25
GILBERT, Tyrell	3	119	39.7	1	58
STEPHENS, Linden	2	6	3.0	0	13
COLEMAN, Grant	1	11	11.0	0	11
BROUGHTON, Cortez	1	-2	-2.0	0	0
EDWARDS, Zach	1	6	6.0	0	6
TOTAL	17	218	12.8	1	58
OPPONENTS	15	227	15.1	3	74

KICK RETURNS	No.	Yds	Avg	TD	Long
BOONE, Mike	21	506	24.1	0	60
LEWIS, Kahlil	6	98	16.3	0	24
GREEN, Tion	3	54	18.0	0	21
BEARD, Brayden	3	31	10.3	0	16
JOHNSON, Avery	1	14	14.0	0	14
BANSCHBACH, Chad	1	-5	-5.0	0	0
ROLLINS, Jerron	1	18	18.0	0	18
TOTAL	36	716	19.9	0	60
OPPONENTS	35	726	20.7	0	94

FUMBLE RETURNS	No.	Yds	Avg	TD	Long
COLEMAN, Grant	1	53	53.0	0	53
TOTAL	1	53	53.0	0	53
OPPONENTS	0	0	0.0	0	0

2016 STATISTICS

OVERALL: **4-8**AMERICAN: **1-7**HOME: **3-4**AWAY: **1-4**NEUTRAL: **0-0**

FIELD GOALS	M-A	Pct	01-19	20-29	30-39	40-49	50+	Lg	Blk
PASLEY, Josh	11-17	64.7	0-0	6-7	3-5	2-5	0-0	43	1
GANTZ, Andrew	2-2	100.0	0-0	1-1	1-1	0-0	0-0	37	0

PUNTING	No.	Yds	Avg	Long	TB	FC	I20	50+	Blkd
GERACI, Sam	66	2641	40.0	55	3	37	31	2	2
TEAM	2	8	4.0	8	0	0	0	0	0
MOORE, Hayden	1	24	24.0	24	0	0	0	0	0
TOTAL	69	2673	38.7	55	3	37	31	2	2
OPPONENTS	56	2242	40.0	55	1	17	25	7	0

KICKOFFS	No.	Yds	Avg	TB	OB	Retn	Net	YdLn
JONES, Ryan	53	3154	59.5	14	2			
TOTAL	53	3154	59.5	14	2	726	39.2	25
OPPONENTS	66	4080	61.8	29	1	716	40.0	25

ALL PURPOSE	G	Rush	Rec	PR	KOR	IR	Tot	Avg/G
BOONE, Mike	9	388	249	0	506	0	1143	127.0
GREEN, Tion	12	743	167	0	54	0	964	80.3
GRAY, Devin	12	-2	860	15	0	0	873	72.8
LEWIS, Kahlil	12	107	605	0	98	0	810	67.5
COLE, Nate	12	0	518	0	0	0	518	43.2
JOHNSON, Avery	10	10	123	0	14	0	147	14.7
BEARD, Brayden	12	0	34	77	31	0	142	11.8
GEDDIS, Thomas	8	0	139	0	0	0	139	17.4
ROLLINS, Jerron	11	3	99	0	18	0	120	10.9
GILBERT, Tyrell	10	0	0	0	0	119	119	11.9
JOHNSON, Tshumbi	9	0	104	0	0	0	104	11.6
BUCKLEY, Deionte	12	97	0	0	0	0	97	8.1
MOORE, Hayden	7	45	29	0	0	0	74	10.6
THOMAS, Alex	12	0	0	0	0	47	47	3.9
DEGUARA, Josiah	12	-2	47	0	0	0	45	3.8
DOWDY, DJ	12	0	44	0	0	0	44	3.7
COGSWELL, Tyler	12	0	42	0	0	0	42	3.5
BANSCHBACH, Chad	10	27	11	0	-5	0	33	3.3
TYSON, Mike	10	0	0	0	0	31	31	3.1
TRAIL, Ross	4	14	0	0	0	0	14	3.5
COLEMAN, Grant	12	0	0	0	0	11	11	0.9
BOOSE, Taylor	4	9	0	0	0	0	9	2.2
EDWARDS, Zach	11	0	0	0	0	6	6	0.5
STEPHENS, Linden	12	0	0	0	0	6	6	0.5
BROUGHTON, Cortez	12	0	0	0	0	-2	-2	-0.2
KIEL, Gunner	6	-4	0	0	0	0	-4	-0.7
TOTAL	12	1418	3071	92	716	218	5515	459.6
OPPONENTS	12	2275	2799	138	726	227	6165	513.8

// FIELD GOALS (MADE) MISSED

FG SEQUENCE	CINCINNATI	OPPONENTS
UT MARTIN	24	37, 31
at Purdue	(26)	28
HOUSTON *	(37)	(32)
MIAMI (OHIO)	(28), 42, (23)	(26), (35)
USF *	48	(26)
at UConn *	(25), (43), (26)	52, (30), (23)
EAST CAROLINA *	39, (42)	(26), (37)
at Temple *	-	(26), (27)
BYU	(23), 39	(28), (19)
at UCF *	(38), 47	(22), 48
MEMPHIS *	-	(37), (32)
at Tulsa *	(23), (39), (33)	(24), (22)

// TURNOVERS

Takeaways..... 24 (17 Interceptions, 7 Fumble Recoveries)
 Turnovers..... 23 (15 Interceptions, 8 Fumbles)

Points Off Turnovers

Cincinnati..... 71
 Opponents..... 80

Points Off Turnovers/Game

Cincinnati..... 5.9
 Opponents..... 6.7

// RED ZONE

UC Red Zone Entries..... 30 of 37 (81.1%)

Scores..... 30 (19 TDs, 7 Rush TDs, 12 Pass TDs 11 FGs)
 Non-Scores..... 7 (2 FGA, 5 Downs, 0 INT, 0 Fum., 0 Half)

Opponent Red Zone Entries..... 40 of 51 (78.4%)

Scores..... 40 (23 TDs, 15 Rush TDs, 8 Pass TDs, 17 FGs)
 Non-Scores..... 11 (3 FGA, 1 Downs, 3 INT, 2 Fum., 2 Half)

// KICKOFFS

Kickoffs..... 53 - 3,154 Yards (59.5)
 Touchbacks..... 14
 Opponent Kickoff Returns..... 35 - 726 yards (20.7)
 Out of Bounds..... 2
 Average Opponent Drive Start..... 25-yard line

2016 STATISTICS

OVERALL: **4-8**AMERICAN: **1-7**HOME: **3-4**AWAY: **1-4**NEUTRAL: **0-0**

DEFENSE	GP-GS	TACKLES				SACKS	PASS DEF			FUMBLES		BLKD	Saf
		Solo	Ast	Total	TFL/Yds	No-Yards	Int-Yds	BrUp	QBH	Rcv-Yds	FF	Kick	
23 WILSON, Eric	12	60	69	129	7.5-26	3.0-17	.	2	.	2-0	1	.	.
4 EDWARDS, Zach	11	55	38	93	4.5-8	1.0-2	1-6	5
42 KINARD, Antonio	12	35	58	93	7.5-26	1.5-13	.	2
44 COPELAND, Marquise	12	18	41	59	4.5-13	1.0-9	.	1	1	.	2	.	.
48 MOUHON, Kevin	12	22	28	50	9.5-24	1.0-1	.	2	3	.	1	.	.
5 TYSON, Mike	10	29	17	46	4.5-15	.	5-31	5
20 JACOBS, Carter	11	23	20	43	0.5-1	.	.	1	.	.	2	.	.
46 YOUNG, Perry	12	24	18	42	1.5-1	.	.	1
96 BROUGHTON, Cortez	12	21	21	42	5.0-29	2.5-23	1-2	2	1
2 GILBERT, Tyrell	10	24	16	40	.	.	3-119	2	.	1-0	2	.	.
51 FITZ, Kimoni	12	17	20	37	3.0-11	1.5-7	.	.	1
9 STEPHENS, Linden	12	24	12	36	.	.	2-6	7
24 CLEMENTS, Malik	12	15	21	36	.	.	.	1
99 PACE, Alex	12	15	19	34	6.0-20	1.5-14	.	.	2	1-0	.	.	.
13 COLEMAN, Grant	12	20	11	31	1.0-1	.	1-11	1	.	1-53	1	.	.
33 MINOR, Jaylyin	10	10	19	29	2.0-3	1	.	.
95 WRIGHT, Bryan	8	12	16	28	4.0-9
56 WILSON, Mark	12	8	17	25	2.5-3	1.0-1	.	1	1	1-0	1	.	.
10 THOMAS, Alex	12	16	9	25	.	.	4-47	3
94 BURTON, Chris	12	9	8	17	1.5-2	1.0-2	.	.	.	1-0	.	.	.
47 BRAZILE, Landon	8	4	12	16	0.5-1	.	.	1	1
55 ASHWORTH, Caleb	6	8	7	15	3.0-18	2.0-17
50 TONGAMOA, Sione	8	5	6	11	1.0-8	1.0-8
19 PIERCE, Davin	12	8	3	11	1.0-6	1.0-6	.	2
30 MURPHY, Chris	12	5	3	8	.	.	.	1
45 JENKINSON, Bryce	2	2	6	8	0.5-0
98 JOHNSON, Lyndon	3	3	.	3	1
37 DRAPER, Matthew	6	1	2	3
84 COLE, Nate	12	1	2	3
25 BANSCHBACH, Chad	10	2	.	2
59 BOND, Deyshawn	12	.	2	2
41 VINCENT, Jon	12	1	1	2
22 BUCKLEY, Deionte	12	1	1	2
7 GREEN, Tion	12	1	1	2
15 BEARD, Brayden	12	1	.	1
18 COGSWELL, Tyler	12	1	.	1
6 JOHNSON, Tshumbi	9	1	.	1
53 BRUSCIANELLI, Frank	5	.	1	1
9J JONES, Ryan	12	1	.	1
21 GRAY, Devin	12	.	1	1
TOTAL	12	503	526	1029	71-225	19-120	17-218	40	11	7-53	11	.	.
OPPONENTS	12	439	416	855	62.0-252	26-172	15-227	50	12	8-0	11	3	1

// SPECIAL TEAMS TACKLES

Player	Total	KO	Punt	Player	Total	KO	Punt	Player	Total	KO	Punt
CLEMENTS, Malik	8	6	2	KINARD, Antonio	3	2	1	JONES, Ryan	1	1	0
EDWARDS, Zach	7	7	0	STEPHENS, Linden	2	1	1	COGSWELL, Tyler	1	0	1
WILSON, Eric	5	2	3	COLE, Nate	2	2	0	VINCENT, Jon	1	0	1
PIERCE, Davin	5	5	0	BUCKLEY, Deionte	2	1	1	ASHWORTH, Caleb	1	1	0
MURPHY, Chris	5	5	0	JACOBS, Carter	2	2	0	GREEN, Tion	1	0	1
DRAPER, Matthew	3	3	0	BANSCHBACH, Chad	2	2	0	TOTALS	51	40	11

SUPERLATIVES

OVERALL: **4-8**AMERICAN: **1-7**HOME: **3-4**AWAY: **1-4**NEUTRAL: **0-0**

// INDIVIDUAL GAME HIGHS

Rushes	19	BOONE, Mike vs Miami (Ohio) (09/24/16)
Yards Rushing	98	GREEN, Tion vs USF (10/01/16)
TD Rushes	2	MOORE, Hayden at Purdue (09/10/16)
Long Rush	79	LEWIS, Kahlil at Purdue (09/10/16)
Pass attempts	56	MOORE, Hayden at UConn (10/08/16)
Pass completions	29	MOORE, Hayden at UConn (10/08/16)
Yards Passing	371	MOORE, Hayden at Tulsa (11/25/16)
TD Passes	4	KIEL, Gunner vs East Carolina (10/22/16)
Long Pass	82	MOORE, Hayden at Tulsa (11/25/16)
Receptions	11	LEWIS, Kahlil vs East Carolina (10/22/16)
Yards Receiving	150	LEWIS, Kahlil vs East Carolina (10/22/16)
TD Receptions	3	LEWIS, Kahlil vs East Carolina (10/22/16)
Long Reception	82	GRAY, Devin at Tulsa (11/25/16)
Field Goals	3	twice by PASLEY, Josh
Long Field Goal	43	PASLEY, Josh at UConn (10/08/16)
Punts	8	twice by GERACI, Sam
Punting Avg	44.8	GERACI, Sam at Purdue (09/10/16)
Long Punt	55	GERACI, Sam vs Houston (09/15/16)
Punts inside 20	4	four times, by GERACI, Sam
Long Punt Return	20	BEARD, Brayden vs Memphis (11/18/16)
Long Kickoff Return	60	BOONE, Mike at Temple (10/29/16)
Tackles	18	KINARD, Antonio vs Houston (09/15/16)
Sacks	2.0	WILSON, Eric vs UT Martin (09/01/16)
Tackles For Loss	3.0	twice
Interceptions	3	TYSON, Mike at Purdue (09/10/16)

// OPPONENT INDIVIDUAL GAME HIGHS

Rushes	39	FLANDERS, J., at Tulsa (11/25/16)
Yards Rushing	197	FLANDERS, J., at Tulsa (11/25/16)
TD Rushes	2	six times
Long Rush	67	NEWSOME, Arkeel, at UConn (10/08/16)
Pass attempts	57	Blough, David, at Purdue (09/10/16)
Pass completions	32	Blough, David, at Purdue (09/10/16)
Yards Passing	401	Blough, David, at Purdue (09/10/16)
TD Passes	3	EVANS, D., at Tulsa (11/25/16)
Long Pass	59	SHIRREFFS, Bry., at UConn (10/08/16)
Receptions	11	JONES, Zay, vs East Carolina (10/22/16)
Yards Receiving	136	Young, at Purdue (09/10/16)
TD Receptions	2	WILLIAMS, Jimmy, vs East Carolina (10/22/16)
Long Reception	59	BEALS, Tyraiq, at UConn (10/08/16)
Field Goals	2	seven times
Long Field Goal	37	twice
Punts	9	HOUSTON, Caleb, at UCF (11/12/16)
Punting Avg	46.3	STARZYK, Alex, at Temple (10/29/16)
Long Punt	55	twoce
Punts inside 20	4	ROY, Dane, vs Houston (09/15/16)
Long Punt Return	30	WILLIAMS, John, vs Memphis (11/18/16)
Long Kickoff Return	94	THOMAS, Maurice, vs Miami (Ohio) (09/24/16)
Tackles	15	HAGENS, vs UT Martin (09/01/16)
Sacks	3.0	CLARKE, Errol, at UCF (11/12/16)
Tackles For Loss	4.0	CLARKE, Errol, at UCF (11/12/16)
Interceptions	2	WILSON, Howard, vs Houston (09/15/16)

// TEAM GAME HIGHS

Rushes	49	vs Miami (Ohio) (09/24/16)
Yards Rushing	262	at Purdue (09/10/16)
Yards Per Rush	5.7	at Purdue (09/10/16)
TD Rushes	3	vs Miami (Ohio) (09/24/16)
Pass attempts	56	at UConn (10/08/16)
Pass completions	29	at UConn (10/08/16)
Yards Passing	400	at Tulsa (11/25/16)
Yards Per Pass	10.5	at Tulsa (11/25/16)
TD Passes	4	twice
Total Plays	87	vs Miami (Ohio) (09/24/16)
Total Offense	534	at Tulsa (11/25/16)
Yards Per Play	7.5	at Tulsa (11/25/16)
Points	38	at Purdue (09/10/16)
Sacks By	5	vs Miami (Ohio) (09/24/16)
First Downs	28	vs Miami (Ohio) (09/24/16)
Penalties	9	vs East Carolina (10/22/16)
Penalty Yards	82	vs East Carolina (10/22/16)
Turnovers	4	vs USF (10/01/16)
Interceptions By	5	at Purdue (09/10/16)
Punts	9	at UCF (11/12/16)
Punting Avg	43.0	vs BYU (11/05/16)
Long Punt	55	vs Houston (09/15/16)
Punts inside 20	4	four times
Long Punt Return	20	vs Memphis (11/18/16)

// OPPONENT TEAM GAME HIGHS

Rushes	65	at Tulsa (11/25/16)
Yards Rushing	306	at Tulsa (11/25/16)
Yards Per Rush	5.0	vs East Carolina (10/22/16)
TD Rushes	5	vs USF (10/01/16)
Pass attempts	57	at Purdue (09/10/16)
Pass completions	32	at Purdue (09/10/16)
Yards Passing	401	at Purdue (09/10/16)
Yards Per Pass	10.5	at Temple (10/29/16)
TD Passes	3	at Tulsa (11/25/16)
Total Plays	104	at Tulsa (11/25/16)
Total Offense	611	at Tulsa (11/25/16)
Yards Per Play	6.1	at Purdue (09/10/16)
Points	45	vs USF (10/01/16)
Sacks By	5	at UCF (11/12/16)
First Downs	35	at Tulsa (11/25/16)
Penalties	12	vs Miami (Ohio) (09/24/16)
Penalty Yards	107	vs Miami (Ohio) (09/24/16)
Turnovers	5	at Purdue (09/10/16)
Interceptions By	3	twice
Punts	9	at UCF (11/12/16)
Punting Avg	46.3	at Temple (10/29/16)
Long Punt	55	twice
Punts inside 20	4	vs Houston (09/15/16)
Long Punt Return	30	vs Memphis (11/18/16)

// MISCELLANEOUS STATISTICS

GIVEAWAYS				TAKEAWAYS				+/-	FUMBLES			OPENING DRIVES - OFFENSE			OPENING DRIVES - DEFENSE			UC ON COIN FLIPS		
Game	Fum	Int	Tot	Fum	Int	Tot			Name	No.-	Lost	Game	1st	2nd	Game	1st	2nd	Game	Result	Score
UT MARTIN	2	1	3	1	2	3	0		MOORE, Hayden QB	6-2		UT MARTIN	Missed FG	Punt	UT MARTIN	TD	Downs	UT MARTIN	W (Kick)	W, 28-7
at Purdue	0	0	0	0	5	5	+5		GREEN, Tion RB	2-2		at Purdue	Punt	FG	at Purdue	Int.	Punt	at Purdue	L (Rcv'd)	W, 38-20
HOUSTON *	0	3	3	1	2	3	0		TRAIL, Ross QB	2-1		HOUSTON *	Punt	Safety	HOUSTON *	Punt	Punt	HOUSTON *	L (Rcv'd)	L, 40-16
MIAMI (OHIO)	2	1	3	1	1	2	-1		BEARD, Brayden WR	2-0		MIAMI (OHIO)	Punt	Fumble	MIAMI (OHIO)	Punt	Punt	MIAMI (OHIO)	L (Kick)	W, 27-20
USF *	1	3	4	0	0	0	-4		BANSCHBACH, C. RB	1-1		USF *	Punt	Punt	USF *	FG	Punt	USF *	W (Kick)	L, 45-20
at UConn *	0	1	1	0	2	2	+1		BUCKLEY, D. RB	1-0		at UConn *	Downs	Punt	at UConn *	Punt	TD	at UConn *	W (Kick)	L, 20-9
ECU *	0	0	0	1	2	3	+3		KIEL, Gunner QB	1-1		ECU *	Punt	Punt	ECU *	FG	TD	ECU *	W (Kick)	W, 31-19
at Temple *	2	0	2	1	0	1	-1		COLE, Nate WR	1-1		at Temple *	Punt	Punt	at Temple *	FG	Punt	at Temple *	L (Rcv'd)	L, 34-13
BYU *	0	1	1	0	1	1	0					BYU *	FG	Missed FG	BYU *	Downs	TD	BYU *	L (Rcv'd)	L, 20-3
at UCF *	1	2	3	0	0	0	-3					at UCF *	Punt	Punt	at UCF *	Punt	Punt	at UCF *	W (Kick)	L, 24-3
MEMPHIS *	1	2	3	1	0	1	-2					MEMPHIS *	INT	Punt	MEMPHIS *	FG	TD	MEMPHIS *	L (Kick)	L, 34-7
at Tulsa *	1	2	3	0	0	0	+3					at Tulsa *	Punt	Punt	at Tulsa *	Punt	TD	at Tulsa *	L (Rcv'd)	L, 40-37 (OT)

GAME-BY-GAME STATISTICS

OVERALL: 4-8 AMERICAN: 1-7 HOME: 3-4 AWAY: 1-4 NEUTRAL: 0-0

Opponent	Score	Total	First Downs		Pen	Rushing		Passing		Total Offense Plays-Yards	Return Yards	Turn- Overs
			Rush	Pass		Number-Yards		Comp-Att-Int	Yards			
UT MARTIN	28-7	22/20	8/12	13/6	1/2	34-140/49-177		21-34-1/12-26-2	260/146	68-400/75-323	78/72	3/3
at Purdue	38-20	22/29	9/7	12/20	1/2	46-262/25-103		19-32-0/32-57-5	250/401	78-512/82-504	79/44	0/5
HOUSTON *	16-40	13/28	1/14	11/14	1/0	25-30/57-180		22-39-3/24-36-2	277/326	64-307/93-506	134/218	3/3
MIAMI (OHIO)	27-20	28/14	12/5	15/8	1/1	49-185/30-65		25-38-2/13-24-1	276/248	87-461/54-313	80/156	3/2
USF *	20-45	21/25	8/13	11/12	2/0	35-130/48-226		23-41-3/22-33-0	263/228	76-393/81-454	135/108	4/0
at UConn *	9-20	22/21	2/8	18/10	2/3	22-2/41-188		29-56-1/18-33-2	315/224	78-317/74-412	56/41	1/2
EAST CAROLINA *	31-19	25/28	12/13	11/13	2/2	35-165/44-221		23-40-0/28-43-2	348/283	75-513/87-504	117/76	0/3
at Temple *	13-34	10/25	2/16	8/7	0/2	22-67/60-275		15-27-0/12-19-0	119/199	49-186/79-474	176/14	2/1
BYU *	3-20	16/23	4/12	12/9	0/2	25-96/47-207		19-32-1/15-25-1	199/130	57-295/72-337	102/63	1/1
at UCF *	3-24	18/19	6/10	11/9	1/0	36-107/43-155		19-42-2/22-34-0	220/150	78-327/77-305	25/108	3/0
MEMPHIS *	7-34	17/20	7/9	9/10	1/1	35-100/53-172		23-34-2/16-20-0	144/159	69-244/73-331	41/92	3/1
at Tulsa *	37-40	18/35	5/14	12/18	1/3	33-134/65-306		21-38-0/25-39-2	400/305	71-534/104-611	56/99	0/3
TOTALS	232-323	232/287	76/133	143/136	13/18	397-1418/562-2275		259-453-15/239-389-17	3071/2799	850-4489/951-5074	1079/1091	23/24

Opponent	3rd Down		4th Down		Time of Possession	TOP Margin	Avg Yds/Rush	Avg Yds/Pass	Avg Yds/Play	Punting		Penalties Number-Yards
	Conversions		Conversions							Number-Avg		
UT MARTIN	5-13/9-16		2-2/0-1		22:54/37:06	-14:12	4.1/3.6	7.6/5.6	5.9/4.3	3-38.7/3-39.3		60/67
at Purdue	13-21/10-17		2-2/1-1		30:17/29:43	0:34	5.7/4.1	7.8/7.0	6.6/6.1	5-40.6/3-31.7		5-45/2-24
HOUSTON *	3-12/11-21		0-1/1-1		21:52/38:08	-16:16	1.2/3.2	7.1/9.1	4.8/5.4	8-41.9/6-34.7		2-15/4-45
MIAMI (OHIO)	8-16/2-11		1-2/0-0		36:29/23:31	12:58	3.8/2.2	7.3/10.3	5.3/5.8	3-39.0/6-35.3		5-60/12-107
USF *	6-16/8-18		0-0/3-3		27:21/32:39	-5:18	3.7/4.7	6.4/6.9	5.2/5.6	6-42.0/6-39.7		4-40/2-21
at UConn *	5-15/7-16		0-2/1-1		24:29/35:31	-11:02	0.1/4.6	5.6/6.8	4.1/5.6	5-38.0/4-39.2		5-57/8-69
EAST CAROLINA *	6-15/8-17		0-1/2-3		29:41/30:19	-0:38	4.7/5.0	8.7/6.6	6.8/5.8	6-37.5/4-37.0		9-82/4-34
at Temple *	5-12/7-14		0-0/1-2		19:37/40:23	-20:46	3.0/4.6	4.4/10.5	3.8/6.0	7-33.0/3-46.3		4-35/3-25
BYU *	4-13/10-16		0-2/1-2		22:03/37:57	-15:54	3.8/4.4	6.2/5.2	5.2/4.7	4-43.0/3-41.3		4-40/5-28
at UCF *	5-19/7-18		0-1/0-1		31:05/28:55	2:10	3.0/3.6	5.2/4.4	4.2/4.0	9-35.9/9-46.0		2-15/4-36
MEMPHIS *	5-14/8-16		1-2/1-2		26:45/33:15	-6:30	2.9/3.2	4.2/7.9	3.5/4.5	6-41.5/4-45.8		5-52/5-45
at Tulsa *	4-16/6-14		1-2/0-1		25:24/34:36	-9:12	4.1/4.7	10.5/7.8	7.5/5.9	7-37.1/5-41.2		5-43/3-37
TOTALS	69-182/93-194		7-17/11-18		317:57/402:03	-84:06	3.6/4.0	6.8/7.2	5.3/5.3	69-38.7/56-40.0		544/538

Note: Game totals are displayed in the format TEAM/OPPONENT for each category

// TIME OF POSSESSION

Date	Opponent	Score	Overall	1st Qtr	2nd Qtr	3rd Qtr	4th Qtr
09/01	UT MARTIN	W, 28-7	22:54	3:42	4:49	7:51	6:32
09/10	at Purdue	W, 38-20	30:17	6:41	6:43	9:04	7:49
09/15	HOUSTON *	L, 16-40	21:52	5:41	6:45	3:18	6:08
09/24	MIAMI (OHIO)	W, 27-20	36:29	9:30	6:17	10:03	10:39
10/01	USF *	L, 20-45	27:21	5:49	9:31	8:11	3:50
10/08	at UConn *	L, 9-20	24:29	7:04	6:35	5:23	5:27
10/22	EAST CAROLINA *	W, 31-19	29:41	6:51	6:19	8:19	8:12
10/29	at Temple *	L, 13-34	19:37	5:38	8:47	2:22	2:50
11/05	BYU *	L, 3-20	22:03	6:41	4:17	6:47	4:18
11/12	at UCF *	L, 3-24	31:05	4:37	8:10	8:46	9:32
11/18	MEMPHIS *	L, 7-34	26:45	4:57	5:35	11:15	4:58
11/25	at Tulsa *	L, 37-40	25:24	7:16	4:14	5:01	8:53
CINCINNATI		Total	317:57	74:27	78:02	86:20	79:08
		Avg.	26:29	6:12	6:30	7:11	6:35
OPPONENTS		Total	402:03	105:33	101:58	93:40	100:52
		Avg.	33:30	8:47	8:29	7:48	8:24

TEAM GAME-BY-GAME STATISTICS

OVERALL: **4-8**

AMERICAN: **1-7**

HOME: **3-4**

AWAY: **1-4**

NEUTRAL: **0-0**

Date	Opponent	RUSHING				RECEIVING				PASSING				KICK RET				PUNT RET				TOT OFF
		No.	Yds	TD	Lg	No.	Yds	TD	Lg	Cmp-Att-Int	Yds	TD	Lg	No	Yds	TD	Lg	No	Yds	TD	Lg	
09/01	UT MARTIN	34	140	1	23	21	260	2	47	21-34-1	260	2	47	2	27	0	17	0	0	0	0	400
09/10	at Purdue	46	262	2	79	19	250	3	29	19-32-0	250	3	29	2	24	0	19	1	2	0	2	512
09/15	HOUSTON *	25	30	0	10	22	277	2	61	22-39-3	277	2	61	2	48	0	24	0	0	0	0	307
09/24	MIAMI (OHIO)	49	185	3	19	25	276	0	36	25-38-2	276	0	36	4	77	0	34	2	5	0	4	461
10/01	USF *	35	130	2	24	23	263	1	32	23-41-3	263	1	32	6	131	0	39	1	4	0	4	393
10/08	at UConn *	22	2	0	9	29	315	0	27	29-56-1	315	0	27	1	18	0	18	0	0	0	0	317
10/22	EAST CAROLINA *	35	165	0	18	23	348	4	54	23-40-0	348	4	54	4	74	0	28	3	8	0	4	513
10/29	at Temple *	22	67	0	10	15	119	2	19	15-27-0	119	2	19	6	152	0	60	2	24	0	15	186
11/05	BYU *	25	96	0	27	19	199	0	31	19-32-1	199	0	31	4	96	0	37	1	0	0	0	295
11/12	at UCF *	36	107	0	19	19	220	0	52	19-42-2	220	0	52	0	0	0	0	3	25	0	11	327
11/18	MEMPHIS *	35	100	0	15	23	144	1	17	23-34-2	144	1	17	2	21	0	16	1	20	0	20	244
11/25	at Tulsa *	33	134	0	12	21	400	4	82	21-38-0	400	4	82	3	48	0	18	1	4	0	4	534
Totals		397	1418	8	79	259	3071	19	82	259-453-15	3071	19	82	36	716	0	60	15	92	0	20	4489
Opponent		562	2275	17	67	239	2799	18	59	239-389-17	2799	18	59	35	726	0	94	13	138	1	30	5074

Date	Opponent	TACKLES				SACKS	FUMBLE		PASS			BLKD	KICKS		XPTS		Saf	Pts
		Solo	Ast	Total	TFL-Yds		No-Yds	FF	FR-Yds	Int-Yds	QBH	Brk	Kick	Att-Mad	Run	Rcv		
09/01	UT MARTIN	29	60	89	8.0-28	3.0-17	0	1-0	2-51	2	5	0	3-2	0	1	0	0	28
09/10	at Purdue	46	14	60	4.0-5	0.0-0	1	0-0	5-53	0	2	0	5-5	0	0	0	0	38
09/15	HOUSTON *	40	64	104	6.0-29	3.0-22	2	1-53	2-33	3	6	0	1-1	0	0	0	0	16
09/24	MIAMI (OHIO)	28	32	60	8.0-33	5.0-27	1	1-0	1--2	0	3	0	3-3	0	0	0	0	27
10/01	USF *	46	42	88	6.0-26	1.0-11	0	0-0	0-0	0	4	0	3-2	0	0	0	0	20
10/08	at UConn *	45	16	61	6.0-7	2.0-3	1	0-0	2-38	1	3	0	0-0	0	0	0	0	9
10/22	EAST CAROLINA *	42	54	96	4.0-13	0.0-0	2	1-0	2-35	1	4	0	4-4	0	0	0	0	31
10/29	at Temple *	62	14	76	10.0-38	2.0-24	1	1-0	0-0	0	3	0	2-1	0	0	0	0	13
11/05	BYU *	23	70	93	3.0-5	0.0-0	0	0-0	1-6	0	3	0	0-0	0	0	0	0	3
11/12	at UCF *	40	54	94	3.0-14	1.0-5	0	0-0	0-0	3	2	0	0-0	0	0	0	0	3
11/18	MEMPHIS *	44	48	92	10.0-23	1.0-9	1	1-0	0-0	1	3	0	1-1	0	0	0	0	7
11/25	at Tulsa *	57	58	115	3.0-4	1.0-2	1	1-0	2-4	0	2	0	4-4	0	0	0	0	37
Totals		503	526	1029	71.0-225	19.0-120	11	7-53	17-218	11	40	0	26-23	0	1	0	0	232
Opponent		439	416	855	62.0-252	26.0-172	11	8-0	15-227	12	50	3	36-36	0	0	1	1	323

Date	Opponent	No	Yds	Avg	PUNTING						FIELD GOALS			KICKOFFS				
					Long	Blkd	TB	FC	50+	I20	Att-Made	Lg	Blkd	No	Yds	Avg	TB	OB
09/01	UT MARTIN	3	116	38.7	41	0	0	2	0	0	1-0	0	0	5	320	64.0	1	0
09/10	at Purdue	5	203	40.6	49	0	0	3	0	1	1-1	26	0	7	412	58.9	2	2
09/15	HOUSTON *	8	335	41.9	55	0	0	5	1	4	1-1	37	0	5	295	59.0	1	0
09/24	MIAMI (OHIO)	3	117	39.0	47	0	0	2	0	1	3-2	28	0	6	346	57.7	1	0
10/01	USF *	6	252	42.0	52	0	1	0	1	2	1-0	0	0	4	231	57.8	1	0
10/08	at UConn *	5	190	38.0	44	0	1	4	0	2	3-3	43	0	4	257	64.2	2	0
10/22	EAST CAROLINA *	6	225	37.5	48	0	0	5	0	4	2-1	42	1	6	355	59.2	1	0
10/29	at Temple *	7	231	33.0	43	1	0	4	0	3	0-0	0	0	3	191	63.7	2	0
11/05	BYU *	4	172	43.0	47	0	0	2	0	3	2-1	23	0	2	126	63.0	1	0
11/12	at UCF *	9	323	35.9	46	1	0	4	0	3	2-1	38	0	2	124	62.0	1	0
11/18	MEMPHIS *	6	249	41.5	44	0	1	3	0	4	0-0	0	0	2	101	50.5	0	0
11/25	at Tulsa *	7	260	37.1	44	0	0	3	0	4	3-3	39	0	7	396	56.6	1	0
	Totals	69	2673	38.7	55	2	3	37	2	31	19-13	43	1	53	3154	59.5	14	2
	Opponent	56	2242	40.0	55	0	1	17	7	25	22-17	37	0	66	4080	61.8	29	1

OPPONENT GAME-BY-GAME STATISTICS

OVERALL: 4-8 AMERICAN: 1-7 HOME: 3-4 AWAY: 1-4 NEUTRAL: 0-0

Date	Opponent	RUSHING				RECEIVING				PASSING				KICK RET				PUNT RET				TOT OFF
		No.	Yds	TD	Lg	No.	Yds	TD	Lg	Cmp-Att-Int	Yds	TD	Lg	No	Yds	TD	Lg	No	Yds	TD	Lg	
09/01	UT MARTIN	49	177	0	34	12	146	1	23	12-26-2	146	1	23	4	67	0	25	1	5	0	5	323
09/10	at Purdue	25	103	1	20	32	401	2	36	32-57-5	401	2	36	3	39	0	15	1	5	0	5	504
09/15	HOUSTON *	57	180	2	14	24	326	1	39	24-36-2	326	1	39	4	108	0	56	1	8	0	8	506
09/24	MIAMI (OHIO)	30	65	0	20	13	248	2	58	13-24-1	248	2	58	5	156	0	94	0	0	0	0	313
10/01	USF *	48	226	5	49	22	228	0	28	22-33-0	228	0	28	3	64	0	38	3	27	0	10	454
10/08	at UConn *	41	188	0	67	18	224	2	59	18-33-2	224	2	59	2	35	0	19	0	0	0	0	412
10/22	EAST CAROLINA *	44	221	0	15	28	283	2	39	28-43-2	283	2	39	4	76	0	22	0	0	0	0	504
10/29	at Temple *	60	275	2	56	12	199	2	40	12-19-0	199	2	40	1	14	0	14	0	0	0	0	474
11/05	BYU *	47	207	2	16	15	130	0	43	15-25-1	130	0	43	1	26	0	26	0	0	0	0	337
11/12	at UCF *	43	155	1	25	22	150	1	21	22-34-0	150	1	21	1	17	0	17	3	55	1	23	305
11/18	MEMPHIS *	53	172	2	16	16	159	2	22	16-20-0	159	2	22	2	28	0	24	2	35	0	30	331
11/25	at Tulsa *	65	306	2	25	25	305	3	47	25-39-2	305	3	47	5	96	0	34	2	3	0	5	611
OPPONENT TOTALS		562	2275	17	67	239	2799	18	59	239-389-17	2799	18	59	35	726	0	94	13	138	1	30	5074
CINCINNATI		397	1418	8	79	259	3071	19	82	259-453-15	3071	19	82	36	716	0	60	15	92	0	20	4489

Date	Opponent	TACKLES				SACKS No-Yds	FUMBLE		PASS			BLKD Kick	KICKS Att-Mad	XPTS		Saf	Pts
		Solo	Ast	Total	TFL-Yds		FF	FR-Yds	Int-Yds	QBH	Brk			Run	Rcv		
09/01	UT MARTIN	26	52	78	6.0-24	1.0-8	2	2-0	1-0	1	5	0	1-1	0	0	0	7
09/10	at Purdue	46	22	68	3.0-7	1.0-4	0	0-0	0-0	0	2	0	2-2	0	0	0	20
09/15	HOUSTON *	33	32	65	5.0-24	3.0-21	0	0-0	3-102	0	6	0	5-5	0	0	1	40
09/24	MIAMI (OHIO)	49	44	93	4.0-21	3.0-20	1	1-0	2-0	0	2	0	2-2	0	0	0	20
10/01	USF *	39	46	85	7.0-25	2.0-15	2	1-0	3-17	0	3	0	6-6	0	0	0	45
10/08	at UConn *	39	18	57	5.0-16	3.0-13	0	0-0	1-6	3	8	0	2-2	0	0	0	20
10/22	EAST CAROLINA *	28	58	86	2.0-5	0.0-0	0	0-0	0-0	0	3	1	1-1	0	0	0	19
10/29	at Temple *	38	8	46	4.0-14	1.0-8	1	2-0	0-0	0	3	1	4-4	0	0	0	34
11/05	BYU *	24	40	64	3.0-20	2.0-16	0	0-0	1-37	0	6	0	2-2	0	0	0	20
11/12	at UCF *	45	26	71	9.0-41	5.0-33	3	1-0	2-36	5	9	1	3-3	0	0	0	24
11/18	MEMPHIS *	39	34	73	8.0-45	4.0-31	1	1-0	2-29	1	0	0	4-4	0	0	0	34
11/25	at Tulsa *	33	36	69	6.0-10	1.0-3	1	0-0	0-0	2	3	0	4-4	0	0	0	40
OPPONENT TOTALS		406	380	786	56.0-242	25.0-169	10	8-0	15-227	10	47	3	32-32	0	0	1	283
CINCINNATI		503	526	1029	71.0-225	19.0-120	11	7-53	17-218	11	40	0	26-23	0	1	0	232

Date	Opponent	No	Yds	Avg	PUNTING						FIELD GOALS			KICKOFFS				
					Long	Blkd	TB	FC	50+	I20	Att-Made	Lg	Blkd	No	Yds	Avg	TB	OB
09/01	UT MARTIN	3	118	39.3	43	0	0	0	0	2	2-0	0	0	2	103	51.5	0	0
09/10	at Purdue	3	95	31.7	40	0	0	0	0	2	1-0	0	0	4	246	61.5	2	0
09/15	HOUSTON *	6	208	34.7	41	0	0	4	0	4	1-1	32	0	7	449	64.1	5	0
09/24	MIAMI (OHIO)	6	212	35.3	49	0	0	1	0	2	2-2	35	0	5	322	64.4	1	0
10/01	USF *	6	238	39.7	49	0	0	1	0	3	1-1	26	0	8	476	59.5	2	0
10/08	at UConn *	4	157	39.2	45	0	0	2	0	3	3-2	30	0	5	325	65.0	4	0
10/22	EAST CAROLINA *	4	148	37.0	40	0	0	0	0	1	2-2	37	0	5	320	64.0	1	0
10/29	at Temple *	3	139	46.3	51	0	0	0	1	1	2-2	27	0	7	413	59.0	1	0
11/05	BYU *	3	124	41.3	46	0	0	2	0	2	2-2	28	0	5	319	63.8	0	1
11/12	at UCF *	9	414	46.0	54	0	1	4	4	3	2-1	22	0	5	325	65.0	5	0
11/18	MEMPHIS *	4	183	45.8	55	0	0	2	1	0	2-2	37	0	7	420	60.0	5	0
11/25	at Tulsa *	5	206	41.2	55	0	0	1	1	2	2-2	24	0	6	362	60.3	3	0
	OPPONENT TOTALS	56	2242	40.0	55	0	1	17	7	25	22-17	37	0	66	4080	61.8	29	1
	CINCINNATI	69	2673	38.7	55	2	3	37	2	31	19-13	43	1	53	3154	59.5	14	2

INDIVIDUAL GAME-BY-GAME STATISTICS

OVERALL: **4-8**AMERICAN: **1-7**HOME: **3-4**AWAY: **1-4**NEUTRAL: **0-0**

PASSING

#8 MOORE, Hayden	Att	Comp	Int	Pct	Yards	TD	Long	Sack	Yds	Effic
UT Martin	34	21	1	61.8	260	2	47	1	8	139.5
Purdue	32	19	0	59.4	250	3	29	1	4	155.9
Houston	37	21	2	56.8	275	2	61	3	21	126.2
UConn	56	29	1	51.8	315	0	27	3	13	95.5
UCF	25	13	1	52.0	129	0	30	5	33	87.3
Memphis	34	23	2	67.6	144	1	17	4	31	101.2
Tulsa	37	20	0	54.1	371	3	82	1	3	165.0
TOTALS	255	146	7	57.3	1744	11	82	18	113	123.4

#12 TRAIL, Ross

	Att	Comp	Int	Pct	Yards	TD	Long	Sack	Yds	Effic
Houston	2	1	1	50.0	2	0	2	0	0	-41.6
Miami (Ohio)	38	25	2	65.8	276	0	36	3	20	116.3
USF	30	20	3	66.7	216	1	28	2	15	118.1
TOTALS	70	46	6	65.7	494	1	36	5	35	112.6

#11 KIEL, Gunner

	Att	Comp	Int	Pct	Yards	TD	Long	Sack	Yds	Effic
USF	11	3	0	27.3	47	0	32	0	0	63.2
East Carolina	40	23	0	57.5	348	4	54	0	0	163.6
Temple	27	15	0	55.6	119	2	19	1	8	117.0
BYU	32	19	1	59.4	199	0	31	2	16	105.4
UCF	17	6	1	35.3	91	0	52	0	0	68.5
TOTALS	127	66	2	52.0	804	6	54	3	24	117.6

RUSHING

PLAYER	No-Yds/TD	UTM	PUR	HOU	MIAOH	USF	UCONN	ECU	TEM	BYU	UCF	MEM	TUL
GREEN, Tion RB	159-743/2	16-97/0	16-53/0	8-14/0	18-83/1	12-98/1	6-15/0	15-71/0	11-46/0	16-82/0	15-76/0	12-41/0	14-67/0
BOONE, Mike RB	105-388/2	12-35/1	18-78/0	12-29/0	19-74/1	13-31/0	6-7/0	14-88/0	9-24/0	2-22/0	DNP	DNP	DNP
LEWIS, Kahlil WR	9-107/0	1-5/0	1-79/0	-	-	1-3/0	2-13/0	-	-	2-5/0	1-5/0	1-7/0	-
BUCKLEY, D. RB	19-97/0	-	-	-	-	-	-	-	-	-	4-18/0	7-49/0	8-30/0
MOORE, Hayden QB	53-45/2	5-13/0	8-58/2	4--14/0	DNP	DNP	7--30/0	DNP	DNP	DNP	9--14/0	13-9/0	7-23/0
BANSCHBACH, C. RB	9-27/0	-	-	-	2-11/0	2-6/0	-	-	-	2-4/0	3-6/0	DNP	DNP
TRAIL, Ross QB	19-14/2	DNP	DNP	1-1/0	9-19/1	6-13/1	DNP	DNP	DNP	DNP	3-7/0	DNP	DNP
JOHNSON, Avery WR	2-10/0	-	-	-	-	-	-	DNP	DNP	-	1-9/0	1-1/0	-
BOOSE, Taylor RB	2-9/0	DNP	DNP	DNP	-	-	DNP	DNP	DNP	DNP	DNP	-	2-9/0
ROLLINS, Jerron WR	1-3/0	-	-	-	DNP	-	-	-	-	-	-	-	1-3/0
GRAY, Devin WR	3--2/0	-	-	-	-	-	-	1-3/0	-	-	-	1--7/0	1-2/0
DEGUARA, Josiah TE	1--2/0	-	1--2/0	-	-	-	-	-	-	-	-	-	-
KIEL, Gunner QB	7--4/0	DNP	DNP	-	DNP	1-5/0	DNP	2-10/0	2--3/0	2--16/0	-	DNP	DNP

RECEIVING

PLAYER	No-Yds/TD	UTM	PUR	HOU	MIAOH	USF	UCONN	ECU	TEM	BYU	UCF	MEM	TUL
GRAY, Devin WR	58-860/5	5-111/0	4-56/0	4-97/1	5-67/0	2-13/0	9-98/0	6-98/0	4-23/2	7-105/0	3-16/0	4-33/1	5-143/1
LEWIS, Kahlil WR	48-605/5	2-16/1	2-32/0	3-29/0	6-88/0	5-77/1	6-57/0	11-150/3	2-25/0	1-16/0	6-84/0	4-31/0	-
COLE, Nate WR	57-518/4	6-64/1	6-81/2	9-60/1	2-10/0	7-73/0	5-76/0	3-28/0	5-32/0	1-15/0	2-25/0	6-34/0	5-20/0
BOONE, Mike RB	20-249/0	-	2-22/0	2-37/0	4-34/0	5-50/0	3-23/0	1-54/0	2-18/0	1-11/0	DNP	DNP	DNP
GREEN, Tion RB	29-167/0	2-11/0	4-39/0	1-6/0	4-18/0	2-9/0	1-3/0	1-4/0	1-16/0	5-22/0	3-17/0	3-17/0	2-5/0
GEDDIS, Thomas WR	7-139/1	1-4/0	DNP	DNP	DNP	-	1-11/0	DNP	-	1-14/0	-	1-6/0	3-104/1
JOHNSON, Avery WR	8-123/0	2-38/0	-	2-20/0	1-16/0	1-28/0	1-15/0	DNP	DNP	-	-	1-6/0	-
JOHNSON, T. WR	6-104/0	DNP	-	-	-	DNP	2-27/0	-	-	1-9/0	3-68/0	-	DNP
ROLLINS, Jerron WR	7-99/1	1-6/0	-	-	DNP	-	1-5/0	-	-	-	1-6/0	1--2/0	3-84/1
DEGUARA, Josiah TE	4-47/0	-	-	1-28/0	1-4/0	-	-	-	-	-	-	-	2-15/0
DOWDY, DJ TE	4-44/2	-	1-20/1	-	-	-	-	1-14/1	1-5/0	-	-	1-5/0	-
COGSWELL, Tyler TE	2-42/0	-	-	-	1-29/0	1-13/0	-	-	-	-	-	-	-
BEARD, Brayden WR	5-34/0	2-10/0	-	-	1-10/0	-	-	-	-	-	-	2-14/0	-
MOORE, Hayden QB	1-29/1	-	-	-	DNP	DNP	-	DNP	DNP	DNP	-	-	1-29/1
BANSCHBACH, C. RB	3-11/0	-	-	-	-	-	-	-	-	2-7/0	1-4/0	DNP	DNP

INDIVIDUAL GAME-BY-GAME STATISTICS

OVERALL: **4-8**AMERICAN: **1-7**HOME: **3-4**AWAY: **1-4**NEUTRAL: **0-0**

ALL-PURPOSE YARDS	TOTAL	UTM	PUR	HOU	MIAOH	USF	UCONN	ECU	TEM	BYU	UCF	MEM	TUL
BOONE, Mike	1143	35	119	114	185	195	48	216	161	70	DNP	DNP	DNP
GREEN, Tion	964	108	92	20	101	107	18	75	100	120	93	58	72
GRAY, Devin	873	111	56	97	67	13	98	101	38	105	16	26	145
LEWIS, Kahlil	810	28	111	29	88	97	70	150	25	64	89	59	-
COLE, Nate	518	64	81	60	10	73	76	28	32	15	25	34	20
JOHNSON, Avery	147	38	-	20	16	28	15	DNP	DNP	-	9	7	14
BEARD, Brayden	142	20	7	-	15	4	-	8	9	-	25	34	20
GEDDIS, Thomas	139	4	DNP	DNP	DNP	-	11	DNP	-	14	-	6	104
ROLLINS, Jerron	120	6	-	-	DNP	-	5	-	-	-	6	-2	105
GILBERT, Tyrell	119	58	26	-	-	-	-	35	-	-	DNP	DNP	-
JOHNSON, T.	104	DNP	-	-	-	DNP	27	-	-	9	68	-	DNP
BUCKLEY, D.	97	-	-	-	-	-	-	-	-	-	18	49	30
MOORE, Hayden	74	13	58	-14	DNP	DNP	-30	DNP	DNP	DNP	-14	9	52
THOMAS, Alex	47	-	-	22	-	-	25	-	-	-	-	-	-
DEGUARA, Josiah	45	-	-2	28	4	-	-	-	-	-	-	-	15
DOWDY, DJ	44	-	20	-	-	-	-	14	5	-	-	5	-
COGSWELL, Tyler	42	-	-	-	29	13	-	-	-	-	-	-	-
BANSCHBACH, C.	33	-	-	-	11	6	-	-	-5	11	10	DNP	DNP
TYSON, Mike	31	-	27	-	-	-	-	-	DNP	DNP	-	-	4
TRAIL, Ross	14	DNP	DNP	1	19	-13	DNP	DNP	DNP	DNP	7	DNP	DNP
COLEMAN, Grant	11	-	-	11	-	-	-	-	-	-	-	-	-
BOOSE, Taylor	9	DNP	DNP	DNP	-	-	DNP	DNP	DNP	DNP	DNP	-	9
EDWARDS, Zach	6	-	-	-	DNP	-	-	-	-	6	-	-	-
STEPHENS, L.	6	-7	-	-	-	-	13	-	-	-	-	-	-
BROUGHTON, C.	-2	-	-	-	-2	-	-	-	-	-	-	-	-
KIEL, Gunner	-4	DNP	DNP	-	DNP	5	DNP	10	-3	-16	-	DNP	DNP

INT RETURNS	TOTAL	UTM	PUR	HOU	MIAOH	USF	UCONN	ECU	TEM	BYU	UCF	MEM	TUL
TYSON, Mike	5-31	-	3-27	-	-	-	-	-	DNP	DNP	-	-	2-4
THOMAS, Alex	4-47	-	1-0	1-22	-	-	1-25	1-0	-	-	-	-	-
GILBERT, Tyrell	3-119	1-58	1-26	-	-	-	-	1-35	-	-	DNP	DNP	DNP
STEPHENS, L.	2-6	1--7	-	-	-	-	1-13	-	-	-	-	-	-
COLEMAN, Grant	1-11	-	-	1-11	-	-	-	-	-	-	-	-	-
EDWARDS, Zach	1-6	-	-	-	DNP	-	-	-	-	1-6	-	-	-
BROUGHTON, C.	1--2	-	-	-	1--2	-	-	-	-	-	-	-	-

KICK RETURNS	TOTAL	UTM	PUR	HOU	MIAOH	USF	UCONN	ECU	TEM	BYU	UCF	MEM	TUL
BOONE, Mike	21-506	-	1-19	2-48	4-77	5-114	1-18	4-74	3-119	1-37	DNP	DNP	DNP
LEWIS, Kahlil	6-98	1-17	-	-	-	1-17	-	-	-	2-43	-	2-21	-
GREEN, Tion	3-54	-	-	-	-	-	-	-	2-38	1-16	-	-	-
BEARD, Brayden	3-31	1-10	1-5	-	-	-	-	-	-	-	-	-	1-16
ROLLINS, Jerron	1-18	-	-	-	DNP	-	-	-	-	-	-	-	1-18
JOHNSON, Avery	1-14	-	-	-	-	-	-	DNP	DNP	-	-	-	1-14
BANSCHBACH, C.	1--5	-	-	-	-	-	-	-	1--5	-	-	DNP	DNP

PUNT RETURNS	TOTAL	UTM	PUR	HOU	MIAOH	USF	UCONN	ECU	TEM	BYU	UCF	MEM	TUL
BEARD, Brayden	14-77	-	1-2	-	2-5	1-4	-	3-8	1-9	1-0	3-25	1-20	1-4
GRAY, Devin	1-15	-	-	-	-	-	-	-	1-15	-	-	-	-

FUMBLE RETURNS	TOTAL	UTM	PUR	HOU	MIAOH	USF	UCONN	ECU	TEM	BYU	UCF	MEM	TUL
COLEMAN, Grant	1-53	-	-	1-53	-	-	-	-	-	-	-	-	-

INDIVIDUAL GAME-BY-GAME STATISTICS

OVERALL: **4-8**AMERICAN: **1-7**HOME: **3-4**AWAY: **1-4**NEUTRAL: **0-0**

FUMBLES FORCED	TOTAL	UTM	PUR	HOU	MIAOH	USF	UCONN	ECU	TEM	BYU	UCF	MEM	TUL
JACOBS, Carter	2	-	-	1	DNP	-	-	-	-	-	-	-	1
GILBERT, Tyrell	2	-	-	-	-	-	-	1	1	-	DNP	DNP	-
COPELAND, M.	2	-	1	-	1	-	-	-	-	-	-	-	-
MINOR, Jaylyin	1	DNP	DNP	1	-	-	-	-	-	-	-	-	-
WILSON, Mark	1	-	-	1	-	-	-	-	-	-	-	-	-
WILSON, Eric	1	-	-	-	-	-	-	-	-	-	-	1	-
MOUHON, Kevin	1	-	-	-	-	-	-	1	-	-	-	-	-
COLEMAN, Grant	1	-	-	-	-	-	1	-	-	-	-	-	-

FUMBLES RECOVERED	TOTAL	UTM	PUR	HOU	MIAOH	USF	UCONN	ECU	TEM	BYU	UCF	MEM	TUL
WILSON, Eric	2	-	-	-	-	-	-	1	-	-	-	1	-
WILSON, Mark	1	-	-	-	1	-	-	-	-	-	-	-	-
PACE, Alex	1	1	-	-	-	-	-	-	-	-	-	-	-
BURTON, Chris	1	-	-	-	-	-	-	-	-	-	-	-	1
GILBERT, Tyrell	1	-	-	-	-	-	-	-	1	-	DNP	DNP	-
COLEMAN, Grant	1	-	-	1	-	-	-	-	-	-	-	-	-

TOTAL TACKLES	UA-A	TOT	UTM	PUR	HOU	MIAOH	USF	UCONN	ECU	TEM	BYU	UCF	MEM	TUL
WILSON, Eric LB	60-69	129	5-10	7-2	4-7	3-4	5-7	9-2	7-9	5-2	1-5	2-8	7-5	5-8
EDWARDS, Zach S	55-38	93	5-7	2-0	-	DNP	5-3	6-3	8-5	6-3	5-3	5-7	7-4	6-3
KINARD, Antonio LB	35-58	93	0-3	3-2	6-12	1-6	4-1	6-1	3-8	4-1	0-4	2-4	2-7	4-9
COPELAND, M. DT	18-41	59	1-4	1-1	0-3	2-2	1-4	1-0	0-5	8-0	0-5	1-5	2-5	1-7
MOUHON, Kevin DE	22-28	50	0-3	3-1	3-2	1-0	4-0	1-2	3-2	3-2	0-7	0-3	1-3	3-3
TYSON, Mike S	29-17	46	0-1	1-1	5-2	0-2	4-4	4-1	2-0	DNP	DNP	8-1	0-2	5-3
JACOBS, Carter S	23-20	43	1-1	6-1	1-7	DNP	-	-	-	-	0-5	6-2	2-1	7-3
BROUGHTON, C. DT	21-21	42	0-2	3-0	1-3	3-1	2-3	3-1	1-3	3-1	1-1	2-2	1-3	1-1
YOUNG, Perry	24-18	42	-	-	0-2	-	0-2	-	1-2	10-2	4-5	3-1	0-1	6-3
GILBERT, Tyrell S	24-16	40	3-6	5-0	1-1	0-2	4-3	3-1	4-3	4-0	-	DNP	DNP	-
FITZ, Kimoni DE	17-20	37	2-2	1-1	2-1	0-2	0-1	2-1	1-2	2-0	2-4	2-2	2-2	1-2
STEPHENS, L. CB	24-12	36	4-3	3-0	4-0	-	3-2	0-1	2-1	1-0	1-3	0-1	3-1	3-0
CLEMENTS, Malik CB	15-21	36	-	-	0-1	5-4	2-5	-	2-0	2-1	0-9	2-1	1-0	1-0
PACE, Alex DT	15-19	34	1-1	2-1	0-4	1-0	1-1	2-1	0-1	4-0	2-2	0-2	1-2	1-4
COLEMAN, Grant CB	20-11	31	1-1	2-1	2-1	2-1	2-1	2-1	3-1	-	1-1	2-2	2-1	1-0
MINOR, Jaylyin LB	10-19	29	DNP	DNP	2-5	1-2	1-0	1-0	-	3-2	1-2	0-4	1-1	0-3
WRIGHT, Bryan DE	12-16	28	DNP	1-1	0-1	DNP	0-1	DNP	DNP	2-0	2-7	2-2	5-1	0-3
THOMAS, Alex CB	16-9	25	1-2	2-0	3-2	1-0	1-0	2-0	0-2	-	1-0	2-2	1-0	2-1
WILSON, Mark DE	8-17	25	0-3	-	2-6	0-1	-	2-0	2-4	1-0	-	-	0-1	1-2
BURTON, Chris DT	9-8	17	1-1	-	-	-	-	-	1-0	-	0-1	1-0	3-4	3-2
BRAZILE, Landon DE	4-12	16	1-2	-	0-2	1-1	1-4	0-1	1-2	-	DNP	DNP	DNP	DNP
ASHWORTH, C. DE	8-7	15	-	DNP	DNP	DNP	DNP	DNP	DNP	2-0	0-2	0-3	2-1	4-1
PIERCE, Davin S	8-3	11	0-1	-	1-0	4-1	1-0	1-0	-	-	-	0-1	-	1-0
TONGAMOA, Sione DT	5-6	11	DNP	DNP	2-1	1-0	1-0	-	0-3	-	1-2	-	DNP	DNP
MURPHY, Chris CB	5-3	8	-	-	-	0-1	1-0	-	0-1	2-0	1-0	-	0-1	1-0
JENKINSON, B. LB	2-6	8	2-6	-	DNP	DNP	DNP	DNP	DNP	DNP	DNP	DNP	DNP	DNP
COLE, Nate	1-2	3	-	-	0-1	1-0	-	-	-	-	-	-	0-1	-
DRAPER, Matthew LB	1-2	3	DNP	DNP	DNP	0-2	-	-	1-0	-	-	DNP	DNP	DNP
JOHNSON, Lyndon DT	3-0	3	DNP	-	2-0	DNP	1-0	DNP	DNP	DNP	DNP	DNP	DNP	DNP
VINCENT, Jon	1-1	2	1-0	-	-	-	-	-	-	-	-	0-1	-	-
BANSCHBACH, C.	2-0	2	-	2-0	-	-	-	-	-	-	-	-	DNP	DNP
GREEN, Tion	1-1	2	-	1-1	-	-	-	-	-	-	-	-	-	-
BOND, Deyshawn	0-2	2	-	-	-	-	-	-	-	-	0-1	-	0-1	-
BUCKLEY, D.	1-1	2	-	1-1	-	-	-	-	-	-	-	-	-	-
JOHNSON, T.	1-0	1	DNP	-	-	-	DNP	-	-	-	-	-	1-0	DNP
COGSWELL, Tyler	1-0	1	-	-	-	-	1-0	-	-	-	-	-	-	-
JONES, Ryan	1-0	1	-	-	-	-	1-0	-	-	-	-	-	-	-
BEARD, Brayden	1-0	1	-	-	-	1-0	-	-	-	-	-	-	-	-
GRAY, Devin	0-1	1	-	-	-	-	-	-	-	-	0-1	-	-	-
BRUSCIANELLI, F LB	0-1	1	0-1	DNP	DNP	DNP	DNP	-	DNP	DNP	DNP	-	-	-

INDIVIDUAL GAME-BY-GAME STATISTICS

OVERALL: **4-8**AMERICAN: **1-7**HOME: **3-4**AWAY: **1-4**NEUTRAL: **0-0**

TFLs	UA-A	TOT	UTM	PUR	HOU	MIAOH	USF	UCONN	ECU	TEM	BYU	UCF	MEM	TUL
MOUHON, Kevin DE	7-5	9.5	1.0-3	1.0-1	1.0-2	1.0-1	3.0-11	0.5-1	-	1.5-4	-	-	0.5-1	-
KINARD, Antonio LB	6-3	7.5	-	-	1.0-9	1.5-7	-	-	1.5-7	2.0-2	-	-	1.5-1	-
WILSON, Eric LB	5-5	7.5	3.0-16	0.5-1	-	1.0-3	-	1.0-1	-	0.5-1	-	-	1.5-4	-
PACE, Alex DT	5-2	6.0	1.0-2	1.0-2	0.5-3	-	1.0-11	1.5-1	-	1.0-1	-	-	-	-
BROUGHTON, C. DT	4-2	5.0	0.5-2	1.0-1	0.5-2	-	-	-	1.0-3	1.0-16	-	1.0-5	-	-
EDWARDS, Zach S	3-3	4.5	-	-	-	DNP	-	1.0-2	1.0-2	-	0.5-1	0.5-1	1.5-2	-
COPELAND, M. DT	3-3	4.5	0.5-1	-	-	2.0-10	-	-	-	1.0-1	-	-	0.5-0	0.5-1
TYSON, Mike S	4-1	4.5	-	0.5-0	1.0-4	-	2.0-4	-	-	DNP	DNP	1.0-7	-	-
WRIGHT, Bryan DE	3-2	4.0	DNP	-	-	DNP	-	DNP	DNP	1.0-4	1.5-3	-	1.5-2	-
FITZ, Kimoni DE	2-2	3.0	1.5-4	-	-	0.5-4	-	-	-	-	-	-	1.0-3	-
ASHWORTH, C. DE	3-0	3.0	-	DNP	DNP	DNP	DNP	DNP	DNP	1.0-8	-	-	1.0-9	1.0-1
WILSON, Mark DE	2-1	2.5	-	-	1.0-1	-	-	1.0-1	-	-	-	-	0.5-1	-
MINOR, Jaylyn LB	2-0	2.0	DNP	DNP	-	1.0-2	-	-	-	-	1.0-1	-	-	-
BURTON, Chris DT	1-1	1.5	-	-	-	-	-	-	-	-	-	-	0.5-0	1.0-2
YOUNG, Perry	1-1	1.5	-	-	-	-	-	-	-	1.0-1	-	-	-	0.5-0
TONGAMOA, Sione DT	1-0	1.0	DNP	DNP	1.0-8	-	-	-	-	-	-	-	DNP	DNP
PIERCE, Davin S	1-0	1.0	-	-	-	1.0-6	-	-	-	-	-	-	-	-
COLEMAN, Grant CB	1-0	1.0	-	-	-	-	-	1.0-1	-	-	-	-	-	-
JACOBS, Carter S	0-1	0.5	-	-	-	DNP	-	-	-	-	-	0.5-1	-	-
JENKINSON, B. LB	0-1	0.5	0.5-0	-	DNP	DNP	DNP	DNP	DNP	DNP	DNP	DNP	DNP	DNP
BRAZILE, Landon DE	0-1	0.5	-	-	-	-	-	-	0.5-1	-	DNP	DNP	DNP	DNP

SACKS	UA-A	TOT	UTM	PUR	HOU	MIAOH	USF	UCONN	ECU	TEM	BYU	UCF	MEM	TUL
WILSON, Eric LB	3-0	3.0	2.0-14	-	-	1.0-3	-	-	-	-	-	-	-	-
BROUGHTON, C. DT	2-1	2.5	-	-	0.5-2	-	-	-	-	1.0-16	-	1.0-5	-	-
ASHWORTH, C. DE	2-0	2.0	-	DNP	DNP	DNP	DNP	DNP	DNP	1.0-8	-	-	1.0-9	-
KINARD, Antonio LB	1-1	1.5	-	-	1.0-9	0.5-4	-	-	-	-	-	-	-	-
FITZ, Kimoni DE	1-1	1.5	1.0-3	-	-	0.5-4	-	-	-	-	-	-	-	-
PACE, Alex DT	1-1	1.5	-	-	0.5-3	-	1.0-11	-	-	-	-	-	-	-
MOUHON, Kevin DE	1-0	1.0	-	-	-	1.0-1	-	-	-	-	-	-	-	-
PIERCE, Davin S	1-0	1.0	-	-	-	1.0-6	-	-	-	-	-	-	-	-
TONGAMOA, Sione DT	1-0	1.0	DNP	DNP	1.0-8	-	-	-	-	-	-	-	DNP	DNP
WILSON, Mark DE	1-0	1.0	-	-	-	-	-	1.0-1	-	-	-	-	-	-
BURTON, Chris DT	1-0	1.0	-	-	-	-	-	-	-	-	-	-	-	1.0-2
COPELAND, M. DT	1-0	1.0	-	-	-	1.0-9	-	-	-	-	-	-	-	-
EDWARDS, Zach S	1-0	1.0	-	-	-	DNP	-	1.0-2	-	-	-	-	-	-

STARTERS

// OFFENSE	LT	LG	C	RG	RT	TE/WR	WR/TE	WR	WR	QB	RB
UT MARTIN	Stout	K. Minor	Bond	Steur	Cunningham	Dowdy	Cogswell	Gray	Lewis	Moore	Green
at Purdue	Stout	K. Minor	Bond	Leahy	Cunningham	Dowdy	Cole	Gray	Lewis	Moore	Green
HOUSTON *	Stout	Ray	Bond	Leahy	Cunningham	Dowdy	Cole	Gray	Lewis	Moore	Green
MIAMI (OHIO)	Stout	Ray	Bond	Leahy	Cunningham	Dowdy	Cole	Gray	Lewis	Trail	Green
USF *	Stout	Ray	Bond	Leahy	Cunningham	Dowdy	Cole	Gray	Lewis	Trail	Green
at UConn *	Stout	Ray	Bond	Leahy	Cunningham	Dowdy	Cole	Gray	Lewis	Moore	Green
EAST CAROLINA *	Stout	Ray	Bond	Steur	Cunningham	Boone (RB)	Cole	Gray	Lewis	Kiel	Green
at Temple *	Stout	Ray	Bond	Steur	Cunningham	Dowdy	Cole	Gray	Lewis	Kiel	Green
BYU *	Stout	Leahy	Bond	Steur	Cunningham	Dowdy	Cole	Gray	Lewis	Kiel	Green
at UCF *	Stout	Leahy	Bond	Steur	Cunningham	Dowdy	Cole	Gray	Lewis	Moore	Green
MEMPHIS *	Stout	Ray	Bond	Leahy	Cunningham	Dowdy	Cole	Gray	Lewis	Moore	Green
at Tulsa *	Stout	Ray	Bond	Leahy	Cunningham	Dowdy	Cole	Gray	Geddis	Moore	Green

// DEFENSE	DE	DT	DT	DE	WLB	MLB	SLB	CB	S	S	CB
UT MARTIN	M. Wilson	Pace	Broughton	Fitz	E. Wilson	Jenkinson	Murphy	Coleman	Edwards	Gilbert	Stephens
at Purdue	M. Wilson	Pace	Broughton	Fitz	E. Wilson	Jenkinson	Tyson	Coleman	Edwards	Gilbert	Stephens
HOUSTON *	M. Wilson	Pace	Broughton	Fitz	Kinard	E. Wilson	Tyson	Coleman	Edwards	Gilbert	Thomas
MIAMI (OHIO)	M. Wilson	Pace	Broughton	Fitz	Kinard	E. Wilson	Tyson	Coleman	Clements	Gilbert	Thomas
USF *	Mouhon	Pace	Broughton	Brazile	Kinard	E. Wilson	Tyson	Coleman	Edwards	Gilbert	Thomas
at UConn *	Mouhon	Pace	Broughton	Brazile	Kinard	E. Wilson	Tyson	Coleman	Edwards	Gilbert	Thomas
EAST CAROLINA *	M. Wilson	Pace	Broughton	Fitz	Kinard	E. Wilson	Tyson	Coleman	Edwards	Gilbert	Thomas
at Temple *	Mouhon	Pace	Broughton	Ashworth	Young	E. Wilson	Murphy	Coleman	Edwards	Jacobs	Thomas
BYU *	Fitz	Pace	Broughton	Wright	Kinard	E. Wilson	Murphy	Coleman	Edwards	Gilbert	Thomas
at UCF *	Mouhon	Pace	Broughton	Ashworth	Kinard	E. Wilson	Tyson	Coleman	Edwards	Jacobs	Thomas
MEMPHIS *	Fitz	Pace	Broughton	Wright	Kinard	E. Wilson	Tyson	Coleman	Edwards	Jacobs	Thomas
at Tulsa *	Mouhon	Pace	Broughton	M. Wilson	Kinard	E. Wilson	Tyson	Coleman	Edwards	Jacobs	Thomas

// START CHART

PLAYER	2016	CAR.	CONS.	PLAYER	2016	CAR.	CONS.	PLAYER	2016	CAR.	CONS.
Caleb Ashworth, DE	2	2	0	Tyrell Gilbert, S	7	15	0	Alex Pace, DT	12	24	15
Deyshawn Bond, OL	12	45	13	Tion Green, RB	12	16	12	Idarius Ray, OL	8	17	2
Mike Boone, RB	1	2	0	Devin Gray, WR	12	12	12	Linden Stephens, CB	2	9	0
Landon Brazile, DE	2	3	0	Carter Jacobs, DB	4	4	3	Will Steur, OL	5	5	0
Cortez Broughton, DT	12	23	15	Bryce Jenkinson, LB	2	11	0	Ryan Stout, OL	12	12	12
Malik Clements, S	1	3	0	Gunner Kiel, QB	3	25	0	Alex Thomas, CB	10	14	10
Tyler Cogswell, TE	1	1	0	Antonio Kinard, LB	9	9	4	Sione Tongamoa, DT	0	3	0
Nate Cole, WR	11	11	11	Ryan Leahy, OL	9	25	4	Ross Trail, QB	2	2	0
Grant Coleman, CB	12	28	28	Kahlil Lewis, WR	11	11	0	Mike Tyson, S	9	16	3
Marquise Copeland, DE	0	3	0	Jaylyin Minor, LB	1	1	0	Eric Wilson, LB	12	24	13
Korey Cunningham, OL	12	12	12	Keith Minor, OL	2	2	0	Mark Wilson, DE	5	10	1
DJ Dowdy, TE	11	20	5	Hayden Moore	7	10	3	Bryan Wright, DE	2	2	0
Zach Edwards, DB	11	47	8	Chris Murphy, LB	3	3	0	Perry Young, LB	1	1	0
Kimoni Fitz, DE	7	10	0	Kevin Mouhon, DE	5	7	1				
Thomas Geddis, WR	1	1	1	David Niehaus, OL	0	1	0				

													PARTICIPATION	
	Name	GP/GS	UTM	PUR	HOU	MIAOH	USF	UCONN	ECU	TEM	BYU	UCF	MEM	TUL
90	ALLONCE, Hakeem	1/-	XXX
55	ASHWORTH, C.	6/2	XXX	START	XXX	START	XXX	XXX
25	BANSCHBACH, C.	10/-	XXX	XXX	XXX	XXX	XXX	XXX	XXX	XXX	XXX	XXX
15	BEARD, Brayden	12/-	XXX	XXX	XXX	XXX	XXX	XXX	XXX	XXX	XXX	XXX	XXX	XXX
59	BOND, Deyshawyn	12/12	START	START	START	START	START	START	START	START	START	START	START	START
58	BOONE, Mike	9/1	XXX	XXX	XXX	XXX	XXX	XXX	START	XXX	XXX
35	BOOSE, Taylor	4/-	XXX	XXX	XXX	XXX
47	BRAZILE, Landon	8/2	XXX	XXX	XXX	XXX	START	START	XXX	XXX
96	BROUGHTON, C.	12/12	START	START	START	START	START	START	START	START	START	START	START	START
53	BRUSCIANELLI, F	5/-	XXX	XXX	XXX	XXX	XXX
22	BUCKLEY, D.	12/-	XXX	XXX	XXX	XXX	XXX	XXX	XXX	XXX	XXX	XXX	XXX	XXX
94	BURTON, Chris	12/-	XXX	XXX	XXX	XXX	XXX	XXX	XXX	XXX	XXX	XXX	XXX	XXX
72	CAMPBELL, G.	11/-	XXX	XXX	...	XXX	XXX	XXX	XXX	XXX	XXX	XXX	XXX	XXX
24	CLEMENTS, Malik	12/1	XXX	XXX	XXX	START	XXX	XXX	XXX	XXX	XXX	XXX	XXX	XXX
18	COGSWELL, Tyler	12/1	START	XXX	XXX	XXX	XXX	XXX	XXX	XXX	XXX	XXX	XXX	XXX
84	COLE, Nate	12/12	START	START	START	START	START	START	START	START	START	START	START	START
13	COLEMAN, Grant	12/12	START	START	START	START	START	START	START	START	START	START	START	START
44	COPELAND, M.	12/-	XXX	XXX	XXX	XXX	XXX	XXX	XXX	XXX	XXX	XXX	XXX	XXX
71	CUNNINGHAM, K.	12/12	START	START	START	START	START	START	START	START	START	START	START	START
83	DEGUARA, Josiah	12/-	XXX	XXX	XXX	XXX	XXX	XXX	XXX	XXX	XXX	XXX	XXX	XXX
36	DOSS, Sheldon	1/-	XXX
81	DOWDY, DJ	12/11	START	START	START	START	START	START	XXX	START	START	START	START	START
37	DRAPER, Matthew	6/-	XXX	XXX	XXX	XXX	XXX	XXX
4	EDWARDS, Zach	11/11	START	START	START	...	START	START	START	START	START	START	START	START
51	FITZ, Kimoni	12/7	START	START	START	START	XXX	XXX	START	XXX	START	XXX	START	XXX
16	GANTZ, Andrew	2/-	...	XXX	XXX
85	GEDDIS, Thomas	8/1	XXX	XXX	XXX	...	XXX	XXX	XXX	XXX	START
26	GERACI, Sam	12/-	XXX	XXX	XXX	XXX	XXX	XXX	XXX	XXX	XXX	XXX	XXX	XXX
2	GILBERT, Tyrell	10/8	START	START	START	START	START	START	START	XXX	START	XXX
21	GRAY, Devin	12/12	START	START	START	START	START	START	START	START	START	START	START	START
7	GREEN, Tion	12/12	START	START	START	START	START	START	START	START	START	START	START	START
20	JACOBS, Carter	11/4	XXX	XXX	XXX	...	XXX	XXX	XXX	START	XXX	START	START	START
78	JAMES, Morgan	10/-	XXX	XXX	...	XXX	XXX	XXX	XXX	XXX	...	XXX	XXX	XXX
45	JENKINSON, B.	2/2	START	START
1J	JOHNSON, Avery	10/-	XXX	XXX	XXX	XXX	XXX	XXX	XXX	XXX	XXX	XXX
98	JOHNSON, Lyndon	3/-	...	XXX	XXX	...	XXX
6	JOHNSON, T.	9/-	...	XXX	XXX	XXX	...	XXX	XXX	XXX	XXX	XXX	XXX	...
9J	JONES, Ryan	12/-	XXX	XXX	XXX	XXX	XXX	XXX	XXX	XXX	XXX	XXX	XXX	XXX
11	KIEL, Gunner	6/3	XXX	...	XXX	...	START	START	START	XXX
42	KINARD, Antonio	12/9	XXX	XXX	START	START	START	START	START	XXX	START	START	START	START
73	LEAHY, Ryan	12/9	XXX	START	START	START	START	START	XXX	XXX	START	START	START	START
1	LEWIS, Kahlil	12/10	XXX	START	START	START	START	START	START	START	START	START	START	XXX
33	MINOR, Jaylyin	10/-	XXX	XXX	XXX	XXX	XXX	XXX	XXX	XXX	XXX	XXX
54	MINOR, Keith	2/2	START	START
8	MOORE, Hayden	7/7	START	START	START	START	START	START	START
48	MOUHON, Kevin	12/5	XXX	XXX	XXX	XXX	START	START	XXX	START	XXX	START	XXX	START
30	MURPHY, Chris	12/3	START	XXX	XXX	XXX	XXX	XXX	XXX	START	START	XXX	XXX	XXX
66	NIEHAUS, David	11/-	XXX	XXX	XXX	...	XXX	XXX	XXX	XXX	XXX	XXX	XXX	XXX
97	OGLESBY, Norman	2/-	XXX	XXX	...
99	PACE, Alex	12/12	START	START	START	START	START	START	START	START	START	START	START	START
34	PASLEY, Josh	10/-	XXX	XXX	XXX	XXX	XXX	XXX	XXX	XXX	XXX	XXX
19	PIERCE, Davin	12/-	XXX	XXX	XXX	XXX	XXX	XXX	XXX	XXX	XXX	XXX	XXX	XXX
65	RAY, Idarius	9/8	XXX	...	START	START	START	START	START	START	START	START
2R	ROLLINS, Jerron	11/-	XXX	XXX	XXX	...	XXX	XXX	XXX	XXX	XXX	XXX	XXX	XXX
9	STEPHENS, L.	12/4	START	START	START	XXX	XXX	START	XXX	XXX	XXX	XXX	XXX	XXX
64	STEUR, Will	10/5	START	XXX	XXX	XXX	START	START	START	START	XXX	XXX
79	STOUT, Ryan	12/12	START	START	START	START	START	START	START	START	START	START	START	START
10	THOMAS, Alex	12/8	XXX	XXX	XXX	START	START	XXX	START	START	START	START	START	START
50	TONGAMOA, Sione	8/-	XXX	XXX	XXX	XXX	XXX	XXX	XXX	XXX
12	TRAIL, Ross	4/2	XXX	START	START	XXX
5	TYSON, Mike	10/9	XXX	START	START	START	START	START	START	START	START	START
41	VINCENT, Jon	12/-	XXX	XXX	XXX	XXX	XXX	XXX	XXX	XXX	XXX	XXX	XXX	XXX
23	WILSON, Eric	12/12	START	START	START	START	START	START	START	START	START	START	START	START
56	WILSON, Mark	12/6	START	START	START	START	XXX	XXX	START	XXX	XXX	XXX	XXX	START
95	WRIGHT, Bryan	8/2	...	XXX	XXX	...	XXX	XXX	START	XXX	START	XXX
46	YOUNG, Perry	12/1	XXX	XXX	XXX	XXX	XXX	XXX	XXX	START	XXX	XXX	XXX	XXX

LONG PLAYS

YDS.	TYPE	PLAYER(S)	OPP.
*82	Pass	GRAY, Devin from MOORE, Hayden	Tulsa
79	Rush	LEWIS, Kahlil	Purdue
*70	Pass	ROLLINS, Jerron from MOORE, Hayden	Tulsa
*61	Pass	GRAY, Devin from MOORE, Hayden	Houston
60	KR	BOONE, Mike	Temple
*58	INT	GILBERT, Tyrell	UT Martin
54	Pass	BOONE, Mike from KIEL, Gunner	East Carolina
53	FR	COLEMAN, Grant	Houston
52	Pass	JOHNSON, Tshumbi from KIEL, Gunner	UCF
48	Pass	GEDDIS, Thomas from MOORE, Hayden	Tulsa
47	Pass	GRAY, Devin from MOORE, Hayden	UT Martin
47	Pass	LEWIS, Kahlil from KIEL, Gunner	East Carolina
39	KR	BOONE, Mike	USF
*38	Pass	GEDDIS, Thomas from MOORE, Hayden	Tulsa
37	KR	BOONE, Mike	BYU
36	Pass	LEWIS, Kahlil from TRAIL, Ross	Miami (Ohio)
36	KR	BOONE, Mike	Temple
35	INT	GILBERT, Tyrell	East Carolina
35	Pass	BOONE, Mike from MOORE, Hayden	Houston
34	KR	BOONE, Mike	Miami (Ohio)
32	Pass	LEWIS, Kahlil from KIEL, Gunner	USF
*32	Pass	LEWIS, Kahlil from KIEL, Gunner	East Carolina
31	Pass	GRAY, Devin from KIEL, Gunner	BYU
30	Pass	LEWIS, Kahlil from MOORE, Hayden	UCF
29	Pass	GRAY, Devin from MOORE, Hayden	Purdue
29	Pass	COGSWELL, Tyler from TRAIL, Ross	Miami (Ohio)
29	KR	BOONE, Mike	USF
*29	Pass	MOORE, Hayden from COGSWELL, Tyler	Tulsa
28	Pass	GRAY, Devin from MOORE, Hayden	Tulsa
28	Pass	DEGUARA, Josiah from MOORE, Hayden	Houston
28	Pass	JOHNSON, Avery from TRAIL, Ross	USF
28	KR	BOONE, Mike	East Carolina
*28	Pass	COLE, Nate from MOORE, Hayden	Purdue
27	Pass	GRAY, Devin from KIEL, Gunner	East Carolina
27	INT	TYSON, Mike	Purdue
27	Rush	GREEN, Tion	BYU
27	Pass	GRAY, Devin from KIEL, Gunner	East Carolina
27	Pass	COLE, Nate from MOORE, Hayden	UConn
26	INT	GILBERT, Tyrell	Purdue
26	Pass	JOHNSON, Avery from MOORE, Hayden	UT Martin

YDS.	TYPE	PLAYER(S)	OPP.
25	INT	THOMAS, Alex	UConn
25	KR	BOONE, Mike	USF
24	KR	BOONE, Mike	Houston
24	KR	BOONE, Mike	Houston
24	Rush	GREEN, Tion	USF
24	KR	LEWIS, Kahlil	BYU
23	Rush	GREEN, Tion	UT Martin
*23	Rush	MOORE, Hayden	Purdue
23	Pass	GRAY, Devin from KIEL, Gunner	East Carolina
23	KR	BOONE, Mike	Temple
22	Pass	COLE, Nate from MOORE, Hayden	UConn
22	Pass	COLE, Nate from MOORE, Hayden	Purdue
22	INT	THOMAS, Alex	Houston
21	Pass	COLE, Nate from MOORE, Hayden	UCF
21	KR	GREEN, Tion	Temple
21	Pass	GRAY, Devin from TRAIL, Ross	Miami (Ohio)
21	Pass	GRAY, Devin from MOORE, Hayden	UT Martin
20	Pass	GRAY, Devin from MOORE, Hayden	UConn
*20	Pass	DOWDY, DJ from MOORE, Hayden	Purdue
20	Pass	GREEN, Tion from MOORE, Hayden	Purdue
20	Pass	GRAY, Devin from KIEL, Gunner	BYU
20	PR	BEARD, Brayden	Memphis

* touchdown scored on play

// BY PLAYER

PLAYER	NO.	TD	R	P	KR	PR	IR	FR
GRAY, Devin	13	2	0	13	0	0	0	0
BOONE, Mike	13	0	0	2	11	0	0	0
LEWIS, Kahlil	7	1	1	5	1	0	0	0
COLE, Nate	5	1	0	5	0	0	0	0
GREEN, Tion	5	0	3	1	1	0	0	0
GILBERT, Tyrell	3	1	0	0	0	0	3	0
MOORE, Hayden	2	2	1	1	0	0	0	0
GEDDIS, Thomas	2	1	0	2	0	0	0	0
JOHNSON, Avery	2	0	0	2	0	0	0	0
THOMAS, Alex	2	0	0	0	0	0	2	0
ROLLINS, Jerron	1	1	0	1	0	0	0	0
DOWDY, DJ	1	1	0	1	0	0	0	0
BEARD, Brayden	1	0	0	0	0	1	0	0
TYSON, Mike	1	0	0	0	0	0	1	0
DEGUARA, Josiah	1	0	0	1	0	0	0	0
JOHNSON, Tshumbi	1	0	0	1	0	0	0	0
COGSWELL, Tyler	1	0	0	1	0	0	0	0
COLEMAN, Grant	1	0	0	0	0	0	0	1
TOTAL	62	10	5	36	13	1	6	1

// BY NUMBER

PLAYS BY YARDS	NO.	TD
100+	0	0
90-99	0	0
80-89	1	1
70-79	2	1
60-69	2	1
50-59	4	1
40-49	3	0
30-39	12	2
20-29	38	4

PLAYS BY TYPE	NO.	TD
Rushing	5	1
Passing	36	8
Punt returns	1	0
Kick returns	13	0
Interceptions	6	1
Fumble returns	1	0
Other	0	0
TOTAL	62	10

// LONGEST PLAYS

OFFENSE			
TYPE	YARDS	PLAYER	OPPONENT
Rush	79	Lewis	Purdue
Rushing TD	23	Moore	Purdue
Pass	82	Gray from Moore	Tulsa
Passing TD	82	Gray from Moore	Tulsa

SPECIAL TEAMS			
TYPE	YARDS	PLAYER	OPPONENT
Punt Return	20	Beard	Memphis
Kick Return	60	Boone	Temple
Punt	55	Geraci	Houston
Field Goal	43	Pasley	UConn

DEFENSE			
TYPE	YARDS	PLAYER	OPPONENT
Int. Return	58	Gilbert	UT Martin
Fumble Return	53	Coleman	Houston

GAME-BY-GAME REVIEW

GAME 01 - SEPT. 1, 2016 - CINCINNATI, OHIO

GAME 02 - SEPT. 10, 2016 - WEST LAFAYETTE, IND.

GAME 03 - SEPT. 15, 2016 - CINCINNATI, OHIO

	UT MARTIN	7		CINCINNATI	38		NO. 6/7 HOUSTON	40
	CINCINNATI	28		PURDUE	20		CINCINNATI	18

Score By Quarters	1	2	3	4	F
UT Martin	7	0	0	0	7
Cincinnati	0	6	8	14	28

SCORING PLAYS

1st	06:32	UTM	Weathers 7 yd pass from Holcombe (Mersman kick)
			14-75 8:28, UTM 7 - CIN 0
2nd	00:19	CIN	Cole 3 yd pass from Moore (Pasley kick failed)
			12-80 2:39, UTM 7 - CIN 6
3rd	02:42	CIN	Lewis 3 yd pass from Moore (Dowdy pass from Moore)
			13-75 4:14, UTM 7 - CIN 14
4th	05:31	CIN	Boone 1 yd run (Pasley kick)
			11-77 5:42, UTM 7 - CIN 21
	02:16	CIN	Gilbert 58 yd int return (Pasley kick)
			UTM 7 - CIN 28

	UTM	CIN
FIRST DOWNS	20	22
RUSHES-YARDS (NET)	49-177	34-140
PASSING YDS (NET)	146	260
Passes Att-Comp-Int	26-12-2	34-21-1
TOTAL OFFENSE PLAYS-YARDS	75-323	68-400
Fumble Returns-Yards	0-0	0-0
Punt Returns-Yards	1-5	0-0
Kickoff Returns-Yards	4-67	2-27
Interception Returns-Yards	1-0	2-51
Punts (Number-Avg)	3-39.3	3-38.7
Fumbles-Lost	1-1	2-2
Penalties-Yards	8-67	5-60
Possession Time	37:06	22:54
Third-Down Conversions	9 of 16	5 of 13
Fourth-Down Conversions	0 of 1	2 of 2
Red-Zone Scores-Chances	1-4	3-4
Sacks By: Number-Yards	1-8	3-17

RUSHING: UT Martin-BOWE 18-102; FAIR 15-42; GRAYSON 3-22; HOLCOMBE 11-8; MOORE 1-6; TEAM 1-minus 3. Cincinnati-GREEN, Tion 16-97; BOONE, Mike 12-35; MOORE, Hayden 5-13; LEWIS, Kahlil 1-minus 5.

PASSING: UT Martin-HOLCOMBE 12-26-2-146. Cincinnati-MOORE, Hayden 21-34-1-260.

RECEIVING: UT Martin-WEATHERS 4-66; BOWE 3-37; RAY 3-17; AXLINE 2-26. Cincinnati-COLE, Nate 6-64; GRAY, Devin 5-111; JOHNSON, Avery 2-38; LEWIS, Kahlil 2-16; GREEN, Tion 2-11; BEARD, Brayden 2-10; ROLLINS, Jerron 1-6; GEDDIS, Thomas 1-4.

Score By Quarters	1	2	3	4	F
Cincinnati	7	14	3	14	38
Purdue	0	7	0	13	20

SCORING PLAYS

1st	08:07	CIN	Cole 5 yd pass from Moore (Gantz kick)
			3-85 1:05, CIN 7 - PUR 0
2nd	13:58	CIN	Moore 9 yd run (Gantz kick)
			13-80 3:36, CIN 14 - PUR 0
	10:30	PUR	Young 19 yd pass from Blough (Dellinger kick)
			9-82 3:28, CIN 14 - PUR 7
	06:19	CIN	Dowdy 20 yd pass from Moore (Gantz kick)
			11-75 4:11, CIN 21 - PUR 7
3rd	06:00	CIN	Gantz 26 yd field goal
			13-79 5:50, CIN 24 - PUR 7
4th	14:10	CIN	Cole 28 yd pass from Moore (Gantz kick)
			2-32 0:38, CIN 31 - PUR 7
	10:48	PUR	Worship 4 yd run (Blough pass failed)
			11-65 3:22, CIN 31 - PUR 13
	07:21	PUR	Yancey 36 yd pass from Blough (Dellinger kick)
			4-80 1:11, CIN 31 - PUR 20
	02:19	CIN	Moore 23 yd run (Gantz kick)
			7-49 2:37, CIN 38 - PUR 20

	CIN	PUR
FIRST DOWNS	22	29
RUSHES-YARDS (NET)	46-262	25-103
PASSING YDS (NET)	250	401
Passes Att-Comp-Int	32-19-0	57-32-5
TOTAL OFFENSE PLAYS-YARDS	78-512	82-504
Fumble Returns-Yards	0-0	0-0
Punt Returns-Yards	1-2	1-5
Kickoff Returns-Yards	2-24	3-39
Interception Returns-Yards	5-53	0-0
Punts (Number-Avg)	5-40.6	3-31.7
Fumbles-Lost	1-0	1-0
Penalties-Yards	5-45	2-24
Possession Time	30:17	29:43
Third-Down Conversions	13 of 21	10 of 17
Fourth-Down Conversions	2 of 2	1 of 1
Red-Zone Scores-Chances	4-4	2-4
Sacks By: Number-Yards	0-0	1-4

RUSHING: Cincinnati-LEWIS, Kahlil 1-79; BOONE, Mike 18-78; MOORE, Hayden 8-58; GREEN, Tion 16-53; DEGUARA, Josiah 1-minus 2; TEAM 2-minus 4. Purdue-Jones, Markell 15-47; Blough, David 3-33; Yancey, David 2-9; Fuller, Tario 3-5; Posey, Cameron 1-5; Worship, Richie 1-4.

PASSING: Cincinnati-MOORE, Hayden 19-32-0-250. Purdue-Blough, David 32-57-5-401.

RECEIVING: Cincinnati-COLE, Nate 6-81; GRAY, Devin 4-56; GREEN, Tion 4-39; LEWIS, Kahlil 2-32; BOONE, Mike 2-22; DOWDY, DJ 1-20. Purdue-Young 8-136; Yancey, De 7-113; Phillips 3-37; Herdman, Cole 3-36; Jones, Markell 3-2; Fuller, Tario 2-19; Marshall, Bilal 2-17; Yancey, David 1-20; Posey, Cameron 1-9; Landers 1-9; Burgess 1-3.

Score by Quarters	1	2	3	4	F
Houston	7	3	2	28	40
Cincinnati	7	3	0	6	16

SCORING PLAYS

1st	08:00	HOU	Allen 39 yd pass from Ward (Cummings kick)
			2-54 0:41, HOU 7 - CIN 0
	06:12	CIN	Gray 61 yd pass from Moore (Gantz kick)
			5-76 1:42, HOU 7 - CIN 7
2nd	02:58	HOU	Cummings 32 yd field goal
			12-76 3:28, HOU 10 - CIN 7
	00:04	CIN	Gantz 37 yd field goal
			3-0 0:12, HOU 10 - CIN 10
3rd	10:30	HOU	TEAM safety
			HOU 12 - CIN 10
4th	14:57	CIN	Cole 4 yd pass from Moore (Moore pass failed)
			5-78 1:21, HOU 12 - CIN 16
	11:45	HOU	Ward 12 yd run (Cummings kick)
			9-71 3:06, HOU 19 - CIN 16
	06:16	HOU	Ward 3 yd run (Cummings kick)
			11-60 4:10, HOU 26 - CIN 16
	03:47	HOU	Taylor 74 yd int return (Cummings kick)
			HOU 33 - CIN 16
	03:40	HOU	Wilson 28 yd int return (Cummings kick)
			HOU 40 - CIN 16

	HOU	CIN
FIRST DOWNS	28	13
RUSHES-YARDS (NET)	57-180	25-30
PASSING YDS (NET)	326	277
Passes Att-Comp-Int	36-24-2	39-22-3
TOTAL OFFENSE PLAYS-YARDS	93-506	64-307
Fumble Returns-Yards	0-0	1-53
Punt Returns-Yards	1-8	0-0
Kickoff Returns-Yards	4-108	2-48
Interception Returns-Yards	3-102	2-33
Punts (Number-Avg)	6-34.7	8-41.9
Fumbles-Lost	4-1	0-0
Penalties-Yards	4-45	2-15
Possession Time	38:08	21:52
Third-Down Conversions	11 of 21	3 of 12
Fourth-Down Conversions	1 of 1	0 of 1
Red-Zone Scores-Chances	3-4	1-2
Sacks By: Number-Yards	3-21	3-22

RUSHING: Houston-WARD Jr., Greg 26-73; CATALON, Duke 16-67; CAR, Mulbah 5-25; KING, D'Eriq 5-20; BIRDEN, Dillon 1-4; TEAM 4-minus 9. Cincinnati-BOONE, Mike 12-29; GREEN, Tion 8-14; TRAIL, Ross 1-1; MOORE, Hayden 4-minus 14.

PASSING: Houston-WARD Jr., Greg 24-36-2-326. Cincinnati-MOORE, Hayden 21-37-2-275; TRAIL, Ross 1-2-1-2.

RECEIVING: Houston-BONNER, Linell 8-119; ALLEN, Chance 5-94; CATALON, Duke 5-20; DUNBAR, Steven 2-18; JOHNSON, Isaiah 1-32; McCLOSKEY, T. 1-32; CAR, Mulbah 1-8; KING, D'Eriq 1-3. Cincinnati-COLE, Nate 9-60; GRAY, Devin 4-97; LEWIS, Kahlil 3-29; BOONE, Mike 2-37; JOHNSON, Avery 2-20; DEGUARA, Josiah 1-28; GREEN, Tion 1-6.

GAME-BY-GAME REVIEW

GAME 04 • SEPT. 24, 2016 • CINCINNATI, OHIO

GAME 05 • OCT. 1, 2016 • CINCINNATI, OHIO

GAME 06 • OCT. 8, 2016 • EAST HARTFORD, CONN.

	MIAMI (OHIO)	20		USF	45		CINCINNATI	9
	CINCINNATI	27		CINCINNATI	20		UConn	20

Score By Quarters	1	2	3	4	F
Miami (Ohio)	7	3	10	0	20
Cincinnati	3	7	7	10	27

SCORING PLAYS

1st	04:54	CIN	Pasley 28 yd field goal 10-52 4:04, MIAMI 0 - CIN 3
	03:51	MIAMI	Gardner 8 yd pass from Bahl (Dowd kick) 2-6 0:50, MIAMI 7 - CIN 3
2nd	14:28	CIN	Trails 11 yd run (Pasley kick) 11-90 4:18, MIAMI 7 - CIN 10
	08:40	MIAMI	Dowd 26 yd field goal 12-76 5:42, MIAMI 10 - CIN 10
3rd	09:08	MIAMI	Murphy 58 yd pass from Bahl (Dowd kick) 1-58 0:10, MIAMI 17 - CIN 10
	04:15	CIN	Boone 2 yd run (Pasley kick) 12-66 4:48, MIAMI 17 - CIN 17
	01:07	MIAMI	Dowd 35 yd field goal 7-41 3:05, MIAMI 20 - CIN 17
4th	12:11	CIN	Pasley 23 yd field goal 5-29 1:29, MIAMI 20 - CIN 20
	05:09	CIN	Green 2 yd run (Pasley kick) 12-64 5:28, MIAMI 20 - CIN 27

	MIAMI	CIN
FIRST DOWNS	14	28
RUSHES-YARDS (NET)	30-65	49-185
PASSING YDS (NET)	248	276
Passes Att-Comp-Int	24-13-1	38-25-2
TOTAL OFFENSE PLAYS-YARDS	54-313	87-461
Fumble Returns-Yards	0-0	0-0
Punt Returns-Yards	0-0	2-5
Kickoff Returns-Yards	5-156	4-77
Interception Returns-Yards	2-0	1--2
Punts (Number-Avg)	6-35.3	3-39.0
Fumbles-Lost	1-1	1-1
Penalties-Yards	12-107	5-60
Possession Time	23:31	36:29
Third-Down Conversions	2 of 11	8 of 16
Fourth-Down Conversions	0 of 0	1 of 2
Red-Zone Scores-Chances	3-4	5-6
Sacks By: Number-Yards	3-20	5-27

RUSHING: Miami (Ohio)-YOUNG, Kenny 11-51; SMITH, Alonzo 10-23; TEAM 1-minus 2; BAHL, Billy 8-minus 7. Cincinnati-GREEN, Tion 18-83; BOONE, Mike 19-74; TRAIL, Ross 9-19; BANSCHBACH, Chad 2-11; TEAM 1-minus 2.

PASSING: Miami (Ohio)-BAHL, Billy 13-24-1-248. Cincinnati-TRAIL, Ross 25-38-2-276.

RECEIVING: Miami (Ohio)-GARDNER, James 6-79; SMITH, Ryan 3-62; MURPHY, Jared 1-58; MAYOCK, Luke 1-22; SMITH, Alonzo 1-17; SHISSO, Sam 1-8; YOUNG, Kenny 0-2. Cincinnati-LEWIS, Kahlil 6-88; GRAY, Devin 5-67; BOONE, Mike 4-34; GREEN, Tion 4-18; COLE, Nate 2-10; COGSWELL, Tyler 1-29; JOHNSON, Avery 1-16; BEARD, Brayden 1-10; DEGUARA, Josiah 1-4.

Score By Quarters	1	2	3	4	F
USF	10	14	14	7	45
Cincinnati	6	14	0	0	20

SCORING PLAYS

1st	09:19	USF	Nadelman 26 yd field goal 15-66 5:41, USF 3 - CIN 0
	03:27	CIN	Green 7 yd run (Pasley kick failed) 9-58 2:21, USF 3 - CIN 6
	01:54	USF	Johnson 4 yd run (Nadelman kick) 4-61 1:23, USF 10 - CIN 6
2nd	13:25	CIN	Trail 1 yd run (Pasley kick) 9-71 3:23, USF 10 - CIN 13
	11:07	USF	Flowers 8 yd run (Nadelman kick) 6-59 2:09, USF 17 - CIN 13
	03:00	CIN	Lewis 6 yd pass from Trail (Pasley kick) 12-92 6:05, USF 17 - CIN 20
	01:40	USF	Mack 4 yd run (Nadelman kick) 6-72 1:19, USF 24 - CIN 20
3rd	04:29	USF	Flowers 19 yd run (Nadelman kick) 5-37 2:13, USF 31 - CIN 20
	01:32	USF	Ward 11 yd int return (Nadelman kick) USF 38 - CIN 20
4th	12:30	USF	Mack 49 yd run (Nadelman kick) 4-69 1:41, USF 45 - CIN 20

	USF	CIN
FIRST DOWNS	25	21
RUSHES-YARDS (NET)	48-226	35-130
PASSING YDS (NET)	228	263
Passes Att-Comp-Int	33-22-0	41-23-3
TOTAL OFFENSE PLAYS-YARDS	81-454	76-393
Fumble Returns-Yards	0-0	0-0
Punt Returns-Yards	3-27	1-4
Kickoff Returns-Yards	3-64	6-131
Interception Returns-Yards	3-17	0-0
Punts (Number-Avg)	6-39.7	6-42.0
Fumbles-Lost	0-0	2-1
Penalties-Yards	2-21	4-40
Possession Time	32:39	27:21
Third-Down Conversions	8 of 18	6 of 16
Fourth-Down Conversions	3 of 3	0 of 0
Red-Zone Scores-Chances	5-6	3-3
Sacks By: Number-Yards	2-15	1-11

RUSHING: USF-MACK, Marlon 20-118; FLOWERS, Quint 13-74; JOHNSON, D'Erne 9-20; SANDS, Trevon 3-13; ADAMS, Rodney 1-2; SCANTLING, Marq 1-0; TEAM 1-minus 1. Cincinnati-GREEN, Tion 12-98; BOONE, Mike 13-31; BANSCHBACH, Chad 2-6; KIEL, Gunner 1-5; LEWIS, Kahlil 1-3; TRAIL, Ross 6-minus 13.

PASSING: USF-FLOWERS, Quint 16-26-0-196; KEAN, Brett 6-7-0-32. Cincinnati-TRAIL, Ross 20-30-3-216; KIEL, Gunner 3-11-0-47.

RECEIVING: USF-ADAMS, Rodney 6-66; ANTOINE, Deange 4-18; SCANTLING, Marq 3-34; BRONSON, Ryshen 3-32; DILLON, Elkanah 2-44; MCCANTS, Tyre 1-21; CLERVEAUX, Stan 1-8; MUT, Alex 1-5; REED, Jordan 1-0. Cincinnati-COLE, Nate 7-73; LEWIS, Kahlil 5-77; BOONE, Mike 5-50; GRAY, Devin 2-13; GREEN, Tion 2-9; JOHNSON, Avery 1-28; COGSWELL, Tyler 1-13.

Score By Quarters	1	2	3	4	F
Cincinnati	0	9	0	0	9
UConn	0	7	10	3	20

SCORING PLAYS

2nd	13:10	CIN	Pasley 25 yd field goal 10-57 3:06, CIN 3 - UCONN 0
	11:26	CIN	Pasley 43 yd field goal 4--10 0:55, CIN 6 - UCONN 0
	07:05	CIN	Pasley 26 yd field goal 10-56 2:51, CIN 9 - UCONN 0
	00:28	UConn	Beals 59 yd pass from Shirreffs (Puyol kick) 1-59 0:10, CIN 9 - UCONN 7
3rd	06:29	UConn	Thomas 26 yd pass from Shirreffs (Puyol kick) 13-88 6:22, CIN 9 - UCONN 14
	00:41	UConn	Puyol 30 yd field goal 5-76 3:13, CIN 9 - UCONN 17
4th	03:08	UConn	Puyol 23 yd field goal 16-74 6:49, CIN 9 - UCONN 20

	CIN	UConn
FIRST DOWNS	22	21
RUSHES-YARDS (NET)	22-2	41-188
PASSING YDS (NET)	315	224
Passes Att-Comp-Int	56-29-1	33-18-2
TOTAL OFFENSE PLAYS-YARDS	78-317	74-412
Fumble Returns-Yards	0-0	0-0
Punt Returns-Yards	0-0	0-0
Kickoff Returns-Yards	1-18	2-35
Interception Returns-Yards	2-38	1-6
Punts (Number-Avg)	5-38.0	4-39.2
Fumbles-Lost	3-0	2-0
Penalties-Yards	5-57	8-69
Possession Time	24:29	35:31
Third-Down Conversions	5 of 15	7 of 16
Fourth-Down Conversions	0 of 2	1 of 1
Red-Zone Scores-Chances	3-3	2-2
Sacks By: Number-Yards	2-3	3-13

RUSHING: Cincinnati-GREEN, Tion 6-15; LEWIS, Kahlil 2-13; BOONE, Mike 6-7; TEAM 1-minus 3; MOORE, Hayden 7-minus 30. UConn-NEWSOME, Arkeel 14-116; SHIRREFFS, Bry. 18-52; JOHNSON, Ron 4-21; THOMPSON, Jason 1-3; THOMAS, Noel 1-minus 1; TEAM 3-minus 3.

PASSING: Cincinnati-MOORE, Hayden 29-56-1-315. UConn-SHIRREFFS, Bry. 18-33-2-224.

RECEIVING: Cincinnati-GRAY, Devin 9-98; LEWIS, Kahlil 6-57; COLE, Nate 5-76; BOONE, Mike 3-23; JOHNSON, Tshumbi 2-27; JOHNSON, Avery 1-15; GEDDIS, Thomas 1-11; ROLLINS, Jerron 1-5; GREEN, Tion 1-3. UConn-THOMAS, Noel 9-108; NEWSOME, Arkeel 4-12; BEALS, Tyraiq 2-68; MAYALA, Hergy 1-20; LEMELLE, Brian 1-11; MYERS, Tommy 1-5.

GAME-BY-GAME REVIEW

GAME 07 - OCT. 22, 2016 - CINCINNATI, OHIO

GAME 08 - OCT. 28, 2016 - PHILADELPHIA, PA

GAME 09 - NOV. 5, 2016 - CINCINNATI, OHIO

	EAST CAROLINA	19		CINCINNATI	13		BYU	20
	CINCINNATI	31		TEMPLE	34		CINCINNATI	3

Score By Quarters	1	2	3	4	F
East Carolina	3	0	10	6	19
Cincinnati	7	7	10	7	31

SCORING PLAYS

1st	10:09	ECU	Plowman 26 yd field goal 16-67 4:51, ECU 3 - CIN 0
	00:37	CIN	Dowdy 14 yd pass from Kiel (Pasley kick) 9-72 3:10, ECU 3 - CIN 7
2nd	00:28	CIN	Lewis 18 yd pass from Kiel (Pasley kick) 7-93 2:13, ECU 3 - CIN 14
3rd	12:43	ECU	Williams 28 yd pass from Nelson (Plowman kick) 3-66 0:49, ECU 10 - CIN 14
	09:41	CIN	Pasley 42 yd field goal 8-48 2:55, ECU 10 - CIN 17
	04:39	ECU	Plowman 37 yd field goal 14-58 4:57, ECU 13 - CIN 17
	00:50	CIN	Lewis 9 yd pass from Kiel (Pasley kick) 6-92 3:36, ECU 13 - CIN 24
4th	12:54	ECU	Williams 37 yd pass from Nelson (Nelson pass failed) 9-78 2:49, ECU 19 - CIN 24
	02:44	CIN	Lewis 32 yd pass from Kiel (Pasley kick) 6-59 1:52, ECU 19 - CIN 31

	ECU	CIN
FIRST DOWNS	28	25
RUSHES-YARDS (NET)	44-221	35-165
PASSING YDS (NET)	283	348
Passes Att-Comp-Int	43-28-2	40-23-0
TOTAL OFFENSE PLAYS-YARDS	87-504	75-513
Fumble Returns-Yards	0-0	0-0
Punt Returns-Yards	0-0	3-8
Kickoff Returns-Yards	4-76	4-74
Interception Returns-Yards	0-0	2-35
Punts (Number-Avg)	4-37.0	6-37.5
Fumbles-Lost	2-1	0-0
Penalties-Yards	4-34	9-82
Possession Time	30:19	29:41
Third-Down Conversions	8 of 17	6 of 15
Fourth-Down Conversions	2 of 3	0 of 1
Red-Zone Scores-Chances	2-2	3-3
Sacks By: Number-Yards	0-0	0-0

RUSHING: East Carolina-SUMMERS, James 21-95; SCOTT, Anthony 13-70; NELSON, Philip 10-56. Cincinnati-BOONE, Mike 14-88; GREEN, Tion 15-71; KIEL, Gunner 2-10; GRAY, Devin 1-3; TEAM 3-minus 7.

PASSING: East Carolina-NELSON, Philip 28-43-2-283. Cincinnati-KIEL, Gunner 23-40-0-348.

RECEIVING: East Carolina-JONES, Zay 11-69; WILLIAMS, Jimmy 7-129; FARRIER, Deondr 4-49; SUMMERS, James 3-26; JOHNSON, Quay 2-9; SCOTT, Anthony 1-1. Cincinnati-LEWIS, Kahlil 11-50; GRAY, Devin 6-98; COLE, Nate 3-28; BOONE, Mike 1-54; DOWDY, DJ 1-14; GREEN, Tion 1-4.

Score By Quarters	1	2	3	4	F
Cincinnati	0	13	0	0	13
Temple	10	7	3	14	34

SCORING PLAYS

1st	10:31	TEM	Boumerhi 26 yd field goal 8-30 3:12, CIN 0 - TEM 3
	01:45	TEM	Jennings 40 yd pass from Walker (Boumerhi kick) 4-55 1:58, CIN 0 - TEM 10
2nd	14:54	CIN	Gray 4 yd pass from Kiel (Pasley kick failed) 5-32 1:41, CIN 6 - TEM 10
	13:06	TEM	Bryant 28 yd pass from Walker (Boumerhi kick) 4-82 1:41, CIN 6 - TEM 17
	08:21	CIN	Gray 10 yd pass from Kiel (Pasley kick) 10-76 4:35, CIN 13 - TEM 17
3rd	04:23	TEM	Boumerhi 27 yd field goal 15-87 7:55, CIN 13 - TEM 20
4th	14:30	TEM	Armstead 3 yd run (Boumerhi kick) 8-67 3:36, CIN 13 - TEM 27
	12:26	TEM	Armstead 6 yd run (Boumerhi kick) 4-18 2:01, CIN 13 - TEM 34

	CIN	TEM
FIRST DOWNS	10	25
RUSHES-YARDS (NET)	22-67	60-275
PASSING YDS (NET)	119	199
Passes Att-Comp-Int	27-15-0	19-12-0
TOTAL OFFENSE PLAYS-YARDS	49-186	79-474
Fumble Returns-Yards	0-0	0-0
Punt Returns-Yards	2-24	0-0
Kickoff Returns-Yards	6-152	1-14
Interception Returns-Yards	0-0	0-0
Punts (Number-Avg)	7-33.0	3-46.3
Fumbles-Lost	2-2	1-1
Penalties-Yards	4-35	3-25
Possession Time	19:37	40:23
Third-Down Conversions	5 of 12	7 of 14
Fourth-Down Conversions	0 of 0	1 of 2
Red-Zone Scores-Chances	2-2	4-5
Sacks By: Number-Yards	2-24	1-8

RUSHING: Cincinnati-GREEN, Tion 11-46; BOONE, Mike 9-24; KIEL, Gunner 2-minus 3. Temple-THOMAS,Jahad 17-151; ARMSTEAD,R. 18-61; HOOD,David 4-33; WALKER,Phillip 9-11; WRIGHT,Isaiah 7-10; GARDNER,Jager 4-5; SHARGA,Nick 1-4.

PASSING: Cincinnati-KIEL, Gunner 15-27-0-119. Temple-WALKER,Phillip 12-19-0-199.

RECEIVING: Cincinnati-COLE, Nate 5-32; GRAY, Devin 4-23; LEWIS, Kahlil 2-25; BOONE, Mike 2-18; GREEN,Tion 1-16; DOWDY, DJ 1-5. Temple-BRYANT,Ventell 3-66; THOMAS,Jahad 3-18; KIRKWOOD,Keith 2-38; YANCY,Brodrick 2-34; JENNINGS,Adonis 1-40; DELOATCH,Romond 1-3.

Score By Quarters	1	2	3	4	F
BYU	3	7	7	3	20
Cincinnati	3	0	0	0	3

SCORING PLAYS

1st	12:35	CIN	Pasley 23 yd field goal 7-59 2:25, BYU 0 - CIN 3
	00:38	BYU	Almond 28 yd field goal 9-52 4:06, BYU 3 - CIN 3
2nd	00:48	BYU	Hill 8 yd run (Almond kick) 13-92 6:08, BYU 10 - CIN 3
3rd	08:26	BYU	Canada 1 yd run (Almond kick) 12-70 6:26, BYU 17 - CIN 3
4th	01:39	BYU	Almond 19 yd field goal 16-60 9:41, BYU 20 - CIN 3

	BYU	CIN
FIRST DOWNS	23	16
RUSHES-YARDS (NET)	47-207	25-96
PASSING YDS (NET)	130	199
Passes Att-Comp-Int	25-15-1	32-19-1
TOTAL OFFENSE PLAYS-YARDS	72-337	57-295
Fumble Returns-Yards	0-0	0-0
Punt Returns-Yards	0-0	1-0
Kickoff Returns-Yards	1-26	4-96
Interception Returns-Yards	1-37	1-6
Punts (Number-Avg)	3-41.3	4-43.0
Fumbles-Lost	0-0	0-0
Penalties-Yards	5-28	4-40
Possession Time	37:57	22:03
Third-Down Conversions	10 of 16	4 of 13
Fourth-Down Conversions	1 of 2	0 of 2
Red-Zone Scores-Chances	4-4	1-3
Sacks By: Number-Yards	2-16	0-0

RUSHING: BYU-WILLIAMS, Jamaa 25-92; HILL, Taysom 12-75; CANADA, Squally 9-41; TEAM 1-minus 1. Cincinnati-GREEN, Tion 16-82; BOONE, Mike 2-22; LEWIS, Kahlil 2-5; BANSCHBACH, Chad 2-4; TEAM 1-minus 1; KIEL, Gunner 2-minus 16.

PASSING: BYU-HILL, Taysom 15-25-1-130. Cincinnati-KIEL, Gunner 19-32-1-199.




RECEIVING: BYU-KURTZ, Nick 4-33; JUERGENS, Mitch 4-24; TRINNAMAN, Jona 2-47; PEARSON, Colby 2-16; BROWN, Algernon 2-11; HIFO, Aleva 1-minus 1. Cincinnati-GRAY, Devin 7-105; GREEN, Tion 5-22; BANSCHBACH, Chad 2-7; LEWIS, Kahlil 1-16; COLE, Nate 1-15; GEDDIS, Thomas 1-14; BOONE, Mike 1-11; JOHNSON, Tshumbi 1-9.

GAME-BY-GAME REVIEW

GAME 10 • NOV. 12, 2016 • ORLANDO, FLA.

GAME 11 • NOV. 17, 2016 • CINCINNATI, OHIO

GAME 12 • NOV. 25, 2016 • TULSA, OKLA.

	CINCINNATI	3		MEMPHIS	34		CINCINNATI	37
	UCF	24		CINCINNATI	7		TULSA	40
							OT	

Score By Quarters	1	2	3	4	F
Cincinnati	0	3	0	0	3
UCF	10	0	7	7	24

SCORING PLAYS

1st	08:12	UCF	Wright 22 yd field goal 13-75 4:54, CIN 0 - UCF 3
	03:20	UCF	Snelson 1 yd pass from Milton (Wright kick) 10-56 3:28, CIN 0 - UCF 10
2nd	07:36	CIN	Pasley 38 yd field goal 9-59 5:10, CIN 3 - UCF 10
3rd	06:53	UCF	McDonald 23 yd blkd punt ret (Wright kick) CIN 3 - UCF 17
4th	11:45	UCF	Hamilton 25 yd run (Wright kick) 3-25 0:38, CIN 3 - UCF 24

	CIN	UCF
FIRST DOWNS	18	19
RUSHES-YARDS (NET)	36-107	43-155
PASSING YDS (NET)	220	150
Passes Att-Comp-Int	42-19-2	34-22-0
TOTAL OFFENSE PLAYS-YARDS	78-327	77-305
Fumble Returns-Yards	0-0	0-0
Punt Returns-Yards	3-25	3-55
Kickoff Returns-Yards	0-0	1-17
Interception Returns-Yards	0-0	2-36
Punts (Number-Avg)	9-35.9	9-46.0
Fumbles-Lost	3-1	0-0
Penalties-Yards	2-15	4-36
Possession Time	31:05	28:55
Third-Down Conversions	5 of 19	7 of 18
Fourth-Down Conversions	0 of 1	0 of 1
Red-Zone Scores-Chances	1-2	2-2
Sacks By: Number-Yards	1-5	5-33

RUSHING: Cincinnati-GREEN, Tion 15-76; BUCKLEY, Deionte 4-18; JOHNSON, Avery 1-9; TRAIL, Ross 3-7; BANSCHBACH, Chad 3-6; LEWIS, Kahlil 1-5; MOORE, Hayden 9-minus 14. UCF-HAMILTON, Jawon 17-81; WILSON, Dont. 10-23; MILTON, M. 7-19; KILLINS, Adrian 5-17; McGOWAN, Taj 3-9; BURKETT, C. 1-6.

PASSING: Cincinnati-MOORE, Hayden 13-25-1-129; KIEL, Gunner 6-17-1-91. UCF-MILTON, M. 22-34-0-150.

RECEIVING: Cincinnati-LEWIS, Kahlil 6-84; JOHNSON, Tshumbi 3-68; GREEN, Tion 3-17; GRAY, Devin 3-16; COLE, Nate 2-25; ROLLINS, Jerron 1-6; BANSCHBACH, Chad 1-4. UCF-SMITH, TreQuan 4-38; STEWART, Cam 4-29; WILSON, Dont. 3-31; SNELSON, D. 3-7; OLDDHAM, Taylor 2-17; COLUBIALE, M. 2-17; HAMILTON, Jawon 2-2; JONES, Hayden 1-5; PAYTON, Tristan 1-4.

Score By Quarters	1	2	3	4	F
Memphis	13	14	7	0	34
Cincinnati	0	0	0	7	7

SCORING PLAYS

1st	10:33	MEM	Elliott 37 yd field goal 13-51 4:27, MEM 3 - CIN 0
	08:38	MEM	Dorceus 2 yd run (Elliott kick) 4-18 1:15, MEM 10 - CIN 0
	06:23	MEM	Elliott 32 yd field goal 4-3 1:37, MEM 13 - CIN 0
2nd	12:23	MEM	Magnifico 2 yd pass from Stewart (Elliott kick) 14-80 5:21, MEM 20 - CIN 0
	01:28	MEM	Dorceus 8 yd run (Elliott kick) 6-32 1:53, MEM 27 - CIN 0
3rd	10:53	MEM	Miller 22 yd pass from Stewart (Elliott kick) 5-37 2:14, MEM 34 - CIN 0
4th	13:13	CIN	Gray 10 yd pass from Moore (Pasley kick) 9-65 4:10, MEM 34 - CIN 7

	MEM	CIN
FIRST DOWNS	20	17
RUSHES-YARDS (NET)	53-172	35-100
PASSING YDS (NET)	159	144
Passes Att-Comp-Int	20-16-0	34-23-2
TOTAL OFFENSE PLAYS-YARDS	73-331	69-244
Fumble Returns-Yards	0-0	0-0
Punt Returns-Yards	2-35	1-20
Kickoff Returns-Yards	2-28	2-21
Interception Returns-Yards	2-29	0-0
Punts (Number-Avg)	4-45.8	6-41.5
Fumbles-Lost	1-1	1-1
Penalties-Yards	5-45	5-52
Possession Time	33:15	26:45
Third-Down Conversions	8 of 16	5 of 14
Fourth-Down Conversions	1 of 2	1 of 2
Red-Zone Scores-Chances	5-6	1-2
Sacks By: Number-Yards	4-31	1-9

RUSHING: Memphis-DORCEUS, D. 13-66; TAYLOR, Patrick 17-38; POLLARD, Tony 9-37; STEWART, Jason 8-11; FERGUSON, Riley 2-10; MILLER, Anthony 1-5; HENDERSON, D. 3-5. Cincinnati-BUCKLEY, Deionte 7-49; GREEN, Tion 12-41; MOORE, Hayden 13-9; LEWIS, Kahlil 1-7; JOHNSON, Avery 1-1; GRAY, Devin 1-minus 7.

PASSING: Memphis-STEWART, Jason 13-15-0-138; FERGUSON, Riley 3-5-0-21. Cincinnati-MOORE, Hayden 23-34-2-144.

RECEIVING: Memphis-MAYHUE, Phil 3-42; TAYLOR, Patrick 3-13; MILLER, Anthony 2-37; DORCEUS, D. 2-23; POLLARD, Tony 2-13; MONTIEL, Daniel 1-15; HENDERSON, D. 1-8; DYKES, Sean 1-6; MAGNIFICO, Joey 1-2. Cincinnati-COLE, Nate 6-34; GRAY, Devin 4-33; LEWIS, Kahlil 4-31; GREEN, Tion 3-17; BEARD, Brayden 2-14; JOHNSON, Avery 1-6; GEDDIS, Thomas 1-6; DOWDY, DJ 1-5; ROLLINS, Jerron 1-minus 2.

Score by Quarters	1	2	3	4	OT	F
Cincinnati	17	7	7	3	3	37
Tulsa	7	7	7	13	6	40

SCORING PLAYS

1st	08:31	CIN	Geddis 38 yd pass from Moore (Pasley kick) 4-62 1:23, CIN 7 - TLS 0
	07:25	CIN	Moore 29 yd pass from Cogswell (Pasley kick) 1-29 0:11, CIN 14 - TLS 0
	05:44	TLS	Flanders 5 yd run (Jones kick) 6-85 1:36, CIN 14 - TLS 7
	03:06	CIN	Pasley 23 yd field goal 8-76 2:32, CIN 17 - TLS 7
2nd	09:56	CIN	Gray 82 yd pass from Moore (Pasley kick) 3-92 1:01, CIN 24 - TLS 7
	00:43	TLS	Lucas 17 yd pass from Evans (Jones kick) 14-84 4:08, CIN 24 - TLS 14
3rd	11:53	TLS	Hobbs 2 yd pass from Evans (Jones kick) 9-65 3:01, CIN 24 - TLS 21
	04:43	CIN	Rollins 70 yd pass from Moore (Pasley kick) 3-87 0:52, CIN 31 - TLS 21
4th	14:56	TLS	Jones 24 yd field goal 12-80 4:46, CIN 31 - TLS 24
	05:57	CIN	Pasley 39 yd field goal 11-31 3:39, CIN 34 - TLS 24
	03:12	TLS	Minter 5 yd pass from Evans (Jones kick) 11-74 2:42, CIN 34 - TLS 31
	00:00	TLS	Jones 22 yd field goal 9-83 1:19, CIN 34 - TLS 34
OT	15:00	CIN	Pasley 33 yd field goal 4-9 0:00, CIN 37 - TLS 34
	15:00	TLS	Flanders 4 yd run 4-25 0:00, CIN 37 - TLS 40

	CIN	TLS
FIRST DOWNS	18	35
RUSHES-YARDS (NET)	33-134	65-306
PASSING YDS (NET)	400	305
Passes Att-Comp-Int	38-21-0	39-25-2
TOTAL OFFENSE PLAYS-YARDS	71-534	104-611
Fumble Returns-Yards	0-0	0-0
Punt Returns-Yards	1-4	2-3
Kickoff Returns-Yards	3-48	5-96
Interception Returns-Yards	2-4	0-0
Punts (Number-Avg)	7-37.1	5-41.2
Fumbles-Lost	1-0	2-1
Penalties-Yards	5-43	3-37
Possession Time	25:24	34:36
Third-Down Conversions	4 of 16	6 of 14
Fourth-Down Conversions	1 of 2	0 of 1
Red-Zone Scores-Chances	3-3	7-8
Sacks By: Number-Yards	1-2	1-3

RUSHING: Cincinnati-GREEN, Tion 14-67; BUCKLEY, Deionte 8-30; MOORE, Hayden 7-23; BOOSE, Taylor 2-9; ROLLINS, Jerron 1-3; GRAY, Devin 1-2. Tulsa-FLANDERS, J. 39-197; BREWER, D. 21-99; EVANS, D. 5-10.

PASSING: Cincinnati-MOORE, Hayden 20-37-0-371; COGSWELL, Tyler 1-1-0-29. Tulsa-EVANS, D. 25-38-2-305; TEAM 0-1-0-0.

RECEIVING: Cincinnati-GRAY, Devin 5-143; COLE, Nate 5-20; GEDDIS, Thomas 3-104; ROLLINS, Jerron 3-84; DEGUARA, Josiah 2-15; GREEN, Tion 2-5; MOORE, Hayden 1-29. Tulsa-LUCAS, K. 8-120; JOHNSON, K. 7-62; ATKINSON, J. 6-96; HOBBS, J. 3-22; MINTER, C. 1-5.

SITUATIONAL RECORD

	2016	2015	2014	2013	2012	2011	2010	2009	2008	2007	Since '07
Overall	4-8	7-6	9-4	9-4	10-3	10-3	4-8	12-1	11-3	10-3	86-43
When playing at home	3-4	5-1	5-1	5-1	6-1	5-1	3-4	6-0	6-0	4-2	48-15
When playing on road	1-4	2-4	4-2	4-2	2-2	4-2	1-4	6-0	5-2	5-1	34-23
At Neutral Sites	0-0	0-1	0-1	0-1	2-0	1-0	0-0	0-1	0-1	1-0	4-5
When playing on natural grass	1-3	1-2	2-1	1-2	4-0	2-1	0-3	2-0	0-3	3-1	16-16
When playing on artificial turf	3-5	6-4	7-3	8-2	6-3	8-2	4-5	10-1	11-0	7-2	70-27
When playing during the day	2-4	4-2	3-2	6-2	4-1	7-3	1-4	8-0	3-2	4-1	42-21
When playing at night	2-4	3-4	6-2	3-2	6-2	3-0	3-4	4-1	8-1	6-2	46-22
When scoring first	2-3	3-2	7-3	7-0	8-1	6-2	3-3	9-0	10-2	6-2	61-18
When opponent scores first	2-5	4-4	2-1	2-4	2-2	4-1	1-5	3-1	1-1	4-1	25-25
When leading after first quarter	2-1	6-1	6-0	3-0	8-1	5-0	3-2	8-0	9-1	8-2	58-8
When trailing after first quarter	2-5	1-5	1-3	3-4	2-2	3-1	0-5	2-1	1-1	1-0	16-27
When tied after first quarter	0-2	0-0	2-1	3-0	0-0	2-2	1-1	2-0	1-1	1-1	12-8
When leading at halftime	2-2	6-2	9-0	8-0	8-1	7-0	3-0	10-0	9-1	9-1	71-7
When trailing at halftime	1-6	1-3	0-4	0-4	2-2	2-3	1-7	1-1	2-2	1-1	11-33
When tied at halftime	1-0	0-1	0-0	1-0	0-0	1-0	0-1	1-0	0-0	0-1	4-3
When leading after three quarters	3-1	6-2	9-0	8-1	10-1	6-0	4-0	11-0	10-0	10-0	77-5
When trailing after three quarters	1-7	0-4	0-4	0-3	0-2	2-2	0-8	1-1	1-3	0-2	5-37
When tied after three quarters	0-0	1-0	0-0	1-0	0-0	2-1	0-0	0-0	0-0	0-1	4-2
In overtime	0-1	0-0	0-0	0-1	0-1	0-0	0-0	0-0	1-0	0-0	1-3
When Cincinnati has more rushing yards	2-0	7-0	5-0	9-0	9-2	9-2	3-1	8-0	8-0	8-1	67-6
When opponent has more rushing yards	2-8	0-6	4-4	0-4	1-1	1-1	1-6	4-1	3-3	2-2	18-36
When Cincinnati rushes for 150 or more yards	3-0	7-0	6-0	6-1	8-2	6-2	4-2	4-0	2-0	4-0	50-7
When Cincinnati rushes for 200 or more yards	1-0	5-0	4-0	3-0	7-1	3-0	3-0	3-0	2-0	3-0	35-1
When Cincinnati holds opponent to 100 rushing yards or less	1-0	2-0	4-0	7-0	3-0	5-1	3-3	3-0	6-0	8-1	42-5
When Cincinnati holds opponent to 150 rushing yards or less	2-0	4-0	5-0	8-1	6-1	8-2	3-4	4-0	7-0	8-1	55-9
When Cincinnati has more passing yards	3-5	5-5	6-3	8-3	4-2	1-0	1-4	11-0	8-2	5-2	51-26
When opponent has more passing yards	1-3	2-1	2-1	1-1	5-1	9-3	3-5	1-1	3-1	5-1	32-18
When Cincinnati passes for 200 or more yards	4-5	7-5	7-4	8-3	8-2	6-2	3-4	5-0	4-2	10-2	62-28
When Cincinnati passes for 300 or more yards	1-2	4-3	4-3	5-2	2-0	1-0	1-3	7-0	3-0	3-2	31-15
When Cincinnati holds opponent to 200 passing yards or less	1-4	3-3	3-1	5-2	3-2	2-1	1-4	6-0	5-2	3-2	32-21
When Cincinnati holds opponent to 150 passing yards or less	1-2	3-2	1-1	3-1	1-1	1-0	0-1	2-0	2-0	1-1	15-9
When Cincinnati holds opponent to 100 passing yards or less	0-0	0-1	1-0	2-0	0-0	1-0	0-0	0-0	1-0	1-0	6-1
When Cincinnati has more total yards	4-1	7-3	7-1	9-2	7-1	7-0	4-4	10-0	10-0	7-1	82-13
When opponent has more total yards	0-7	0-3	2-3	0-2	3-2	3-2	0-4	2-1	1-3	3-2	14-29
When Cincinnati has 300 or more yards	4-5	7-5	8-4	9-4	10-3	10-2	4-4	12-0	11-1	9-3	84-31
When Cincinnati has 400 or more yards	3-1	7-4	7-3	8-2	7-1	3-1	3-2	10-0	4-0	8-2	60-16
When Cincinnati has 500 or more yards	2-1	5-3	5-0	4-0	1-0	3-0	2-1	3-0	1-0	3-0	29-5
When Cincinnati has 600 or more yards	0-0	3-1	0-0	2-0	0-0	0-0	2-0	1-0	0-0	1-0	9-1
When Cincinnati has 700 or more yards	0-0	1-1	0-0	0-0	0-0	0-0	0-0	1-0	0-0	0-0	2-1
When Cincinnati has more first downs	2-1	7-2	6-2	9-1	5-1	7-0	4-3	7-0	6-1	7-1	60-12
When opponent has more first downs	2-7	0-2	1-2	0-3	5-2	3-3	0-5	5-1	3-2	3-2	22-28
When first downs are equal	0-0	0-2	2-0	0-0	0-0	0-0	0-0	0-0	2-0	0-0	4-2
When Cincinnati forces more turnovers	2-2	1-1	7-1	4-0	8-0	6-1	1-0	8-0	2-0	8-0	47-5
In games decided by three points or less	0-1	1-1	0-0	1-0	1-1	2-1	0-1	3-0	3-0	1-0	12-5
In games decided by seven points or less	1-1	2-2	2-0	2-2	1-3	3-1	0-1	0-0	5-0	2-3	18-13
In black jerseys	1-4	4-0	3-2	2-2	6-3	5-0	3-2	3-0	6-1	5-2	38-16
In white jerseys	2-3	2-5	5-2	4-2	4-0	5-2	1-4	7-1	4-2	5-1	39-21
In red jerseys	1-1	1-1	1-0	3-0	1-0	0-1	0-2	2-0	1-0	0-0	10-5

SCORING

Scored 30 or more points	37 at Tulsa (11/25/16)
Scored 40 or more points	49 vs. Tulsa (11/14/15)
Scored 50 or more points	52 vs. UCF (10/31/15)
Scored 60 or more points	66 vs. Northwestern State (09/14/13)
Scored 70 or more points	72 vs. Austin Peay (09/03/11)

TOTAL OFFENSE

Had more than 400 total yards	534 at Tulsa (11/25/16)
Had more than 450 total yards	534 at Tulsa (11/25/16)
Had more than 500 total yards	534 at Tulsa (11/25/16)
Had more than 550 total yards	652 vs. Tulsa (11/14/15)
Had more than 600 total yards	652 vs. Tulsa (11/14/15)
Had more than 650 total yards	652 vs. Tulsa (11/14/15)
Had more than 700 total yards	726 vs. UCF (10/31/15)

RUSHING OFFENSE

Rushed for 150 or more yards	165 vs. East Carolina (10/22/16)
Rushed for 200 or more yards	262 at Purdue (09/10/16)
Rushed for 250 or more yards	262 at Purdue (09/10/16)
Rushed for 300 or more yards	322 vs. Northwestern State (09/14/13)
Rushed for 350 or more yards	387 vs. Austin Peay (09/03/11)
Rushed for 400 or more yards	464 vs. Case Western Reserve & VMI (10/24/53 & 11/14/53)
Rushed for 425 or more yards	464 vs. Case Western Reserve & VMI (10/24/53 & 11/14/53)

PASSING OFFENSE

Passed for 250 or more yards	400 at Tulsa (11/25/16)
Passed for 300 or more yards	400 at Tulsa (11/25/16)
Passed for 350 or more yards	400 at Tulsa (11/25/16)
Passed for 400 or more yards	400 at Tulsa (11/25/16)
Passed for 450 or more yards	523 at Houston (11/07/15)
Passed for 500 or more yards	523 at Houston (11/07/15)
Passed for 600 or more yards	620 at Memphis (09/24/15)

SCORING DEFENSE

Allowed 0 points	0 at UConn (11/22/14)
Allowed 3 or fewer points	0 at UConn (11/22/14)
Allowed 7 or fewer points	7 vs. UT Martin (09/01/16)
Allowed 10 or fewer points	7 vs. UT Martin (09/01/16)
Allowed 14 or fewer points	7 vs. UT Martin (09/01/16)

TOTAL DEFENSE

Allowed fewer than 75 total yards	53 vs. Kansas (09/20/97)
Allowed fewer than 100 total yards	87 at Miami (Ohio) (09/21/13)
Allowed fewer than 125 total yards	87 at Miami (Ohio) (09/21/13)
Allowed fewer than 150 total yards	129 at UConn (11/22/14)
Allowed fewer than 175 total yards	129 at UConn (11/22/14)
Allowed fewer than 200 total yards	129 at UConn (11/22/14)
Allowed fewer than 225 total yards	129 at UConn (11/22/14)
Allowed fewer than 250 total yards	246 vs. Alabama A&M (09/05/15)
Allowed fewer than 275 total yards	266 vs. UConn (10/24/15)
Allowed fewer than 300 total yards	296 vs. Temple (09/12/15)

RUSHING DEFENSE

Allowed 0 or fewer yards	-3 at Miami (OH) (10/01/11)
Allowed 10 or fewer yards	7 at Miami (Ohio) (09/21/13)
Allowed 20 or fewer yards	7 at Miami (Ohio) (09/21/13)
Allowed 30 or fewer yards	7 at Miami (Ohio) (09/21/13)
Allowed 40 or fewer yards	33 at Houston (11/23/13)
Allowed 50 or fewer yards	48 at UConn (11/22/14)
Allowed 60 or fewer yards	48 at UConn (11/22/14)
Allowed 70 or fewer yards	65 vs. Miami (Ohio) (09/24/16)
Allowed 80 or fewer yards	65 vs. Miami (Ohio) (09/24/16)
Allowed 90 or fewer yards	65 vs. Miami (Ohio) (09/24/16)
Allowed 100 or fewer yards	65 vs. Miami (Ohio) (09/24/16)

PASSING DEFENSE

Allowed 0 passing yards	-1 vs. Xavier (10/09/71)
Allowed 50 or fewer yards	49 vs. UAB (11/30/02)
Allowed 100 or fewer yards	81 vs. Temple (09/12/15)
Allowed 150 or fewer yards	150 at UCF (11/12/16)
Allowed 175 or fewer yards	159 vs. Memphis (11/18/16)
Allowed 200 or fewer yards	159 vs. Memphis (11/18/16)

INDIVIDUAL RUSHING

Had a player rush for 100 or more yards	137 by Mike Boone vs. Tulsa (11/14/15)
Had a player rush for 150 or more yards	212 by Mike Boone vs. USF (10/24/14)
Had a player rush for 200 or more yards	212 by Mike Boone vs. USF (10/24/14)
Had a player rush for 225 or more yards	238 by Richard Hall vs. Miami (OH) (09/11/04)
Had two players rush for 100 or more yards	Williams (140), Boone (117) vs. UConn (10/24/15)
Had a player rush for 2 or more TDs	2 by Hayden Moore at Purdue (09/10/16)
Had a player rush for 3 or more TDs	3 by Mike Boone vs. Tulsa (11/14/15)
Had a player rush for 4 or more TDs	4 by Isaiah Pead vs. Rutgers (11/20/10)
Had a player rush for 5 or more TDs	6 by Ike Stewart vs. Transylvania (10/05/1912)

INDIVIDUAL PASSING

Had a player pass for 200 or more yards	371 by Hayden Moore at Tulsa (11/25/16)
Had a player pass for 250 or more yards	371 by Hayden Moore at Tulsa (11/25/16)
Had a player pass for 300 or more yards	371 by Hayden Moore at Tulsa (11/25/16)
Had a player pass for 350 or more yards	371 by Hayden Moore at Tulsa (11/25/16)
Had a player pass for 400 or more yards	523 by Gunner Kiel at Houston (11/07/15)
Had a player pass for 450 or more yards	523 by Gunner Kiel at Houston (11/07/15)
Had a player pass for 500 or more yards	523 by Gunner Kiel at Houston (11/07/15)
Had a player pass for 2 or more TDs	3 by Hayden Moore at Tulsa (11/25/16)
Had a player pass for 3 or more TDs	3 by Hayden Moore at Tulsa (11/25/16)
Had a player pass for 4 or more TDs	4 by Gunner Kiel vs. East Carolina (10/22/16)
Had a player pass for 5 or more TDs	5 by Gunner Kiel vs. UCF (10/31/15)
Had a player pass for 6 or more TDs	6 by Gunner Kiel vs. Toledo (09/12/14)
Had a player complete 20 passes	20 by Hayden Moore at Tulsa (11/25/16)
Had a player complete 25 passes	29 by Hayden Moore at UConn (10/08/16)
Had a player complete 30 passes	30 by Gunner Kiel at East Carolina (11/28/15)
Had a player complete 35 passes	35 by Deontey Kenner at Southern Miss (10/23/99)
Had a player complete 10 straight passes	10 by Gunner Kiel vs. Tulsa (11/14/15)
Had a player throw 30 passes	37 by Hayden Moore at Tulsa (11/25/16)
Had a player throw 35 passes	37 by Hayden Moore at Tulsa (11/25/16)
Had a player throw 40 passes	40 by Gunner Kiel vs. East Carolina (10/22/16)
Had a player throw 45 passes	56 by Hayden Moore at UConn (10/08/16)
Had a player throw 50 passes	56 by Hayden Moore at UConn (10/08/16)

INDIVIDUAL RECEIVING

Had a player with 10 or more receptions in a game	11 by Kahlil Lewis vs. East Carolina (10/22/16)
Had a player with 11 or more receptions in a game	11 by Kahlil Lewis vs. East Carolina (10/22/16)
Had a player with 12 or more receptions in a game	15 by Shaq Washington at East Carolina (11/28/15)
Had a player with 13 or more receptions in a game	15 by Shaq Washington at East Carolina (11/28/15)
Had a player with 14 or more receptions in a game	15 by Shaq Washington at East Carolina (11/28/15)
Had a player with 15 or more receptions in a game	15 by Shaq Washington at East Carolina (11/28/15)
Had a player receive 100 or more yards	143 by Gray/104 by Geddis at Tulsa (11/25/16)
Had a player receive 150 or more yards	150 by Kahlil Lewis vs. East Carolina (10/22/16)
Had a player receive 200 or more yards	221 by Chris Moore at Ohio State (09/27/14)
Had a player receive 250 or more yards	254 by Tom Rossley vs. Louisville (11/09/68)
Had a player receive for 2 or more TDs	2 by Devin Gray at Temple (10/28/16)
Had a player receive for 3 or more TDs	3 by Kahlil Lewis vs. East Carolina (10/22/16)

GAMES AGAINST RANKED TEAMS

Beat a top 25 team	vs. No. 25 Virginia Tech (09/29/12)
Beat a top 10 team	No. 7 Rutgers, 30-11 (11/18/06)
Beat a ranked opponent at home	No. 21 USF, 34-17 (10/15/09)
Beat a ranked opponent on the road	at No. 14 Pittsburgh, 45-44 (12/05/09)
Beat a ranked opponent at a neutral site	vs. No. 25 vs. Virginia Tech (FedEx Field/09/29/12)
Beat back-to-back ranked opponents	10/30/08-11/08/08 #24 USF @ #20 West Virginia
Lost to a ranked opponent at home	No. 6/7 Houston, 40-16 (9/15/16)

SPECIAL SITUATIONS

Scored on the first play from scrimmage	McKay 80-yard pass from Kiel vs. Memphis (10/4/14)
Had a game-winning field goal	Andrew Gantz, 42 yards at East Carolina (11/28/15)
UC shutout its opponent	at UConn (11/22/14, W, 41-0)
UC was shutout	vs. No. 16 West Virginia (11/09/05, L 38-0)
Converted a 2-point play	Hayden Moore to DJ Dowdy vs. UT Martin (09/1/16)

RETURNS/SPECIAL TEAMS/DEFENSE

Returned a KO for a TD	Ralph David Abernathy IV, 90 yards (12/31/11 vs. Vanderbilt)
Returned a Punt for a TD	Mardy Gilyard, 53 yards (9/12/09 vs. SEMO)
Had Two Interceptions	2 by Mike Tyson at Tulsa (11/25/16)
Had Three Interceptions	3 by Mike Tyson at Purdue (09/10/16)
Returned an INT for a TD	Tyrell Gilbert, 58 yards (9/1/16 vs. UT Martin)
Returned 2 INTs for TDs	D. Battle-30 yards & C. Cheatham-53 yards vs. Akron (9/17/11)
Recovered a fumble in endzone for a TD	Eric Wilson (muffed punt in end zone) at Tulane (10/31/14)
Executed a successful onside kick	Kick by Miliano/Recovered by Morrison at Rutgers (11/16/13)