



# HOUSTON FOOTBALL

11 CONFERENCE CHAMPIONSHIPS ♦ 27 BOWL APPEARANCES ♦ 138 ALL-AMERICANS ♦ 2018 OUTLAND TROPHY ♦ 1989 HEISMAN TROPHY ♦ 1976 LOMBARDI TROPHY

## 2019 HOUSTON SCHEDULE

Sept. 1 . . . . at #4/4 Oklahoma . . . . ABC . . . . L, 31-49  
**Sept. 7 . . . . Prairie View A&M . . . . ESPN3 . . . . W, 37-17**  
 Sept. 13 . . . vs. #20/20 Washington State . . . ESPN . . . . L, 24-31  
 Sept. 19 . . . at Tulane . . . . ESPN . . . . L, 31-38  
 Sept. 28 . . . at North Texas . . . . Facebook . . . . W, 45-26  
**Oct. 12 . . . . #25/RV Cincinnati . . . . ESPN2 . . . . 2:30 p.m.**  
 Oct. 19 . . . at UConn . . . . ESPN . . . . 11 a.m.  
**Oct. 24 . . . SMU . . . . ESPN . . . . 6:30 p.m.**  
 Nov. 2 . . . at UCF . . . . TBA . . . . TBA  
**Nov. 16 . . . Memphis (H) . . . . TBA . . . . TBA**  
 Nov. 23 . . . at Tulsa . . . . TBA . . . . TBA  
**Nov. 30 . . . Navy . . . . TBA . . . . TBA**  
**Dec. 1 . . . The American Champ. . . . ABC . . . . TBA**

All times Central | Rankings are AP/Coaches Poll  
(H) - Homecoming

## SERIES HISTORY | CINCINNATI

Overall . . . . Houston leads, 15-10  
 In Houston . . . . Houston leads, 10-4  
 Last Meeting . . . Houston 40, Cincinnati 16 (Sept. 15, 2016)

## CAPTAINS

To be announced at game time

## TELEVISION (ESPN2)

Beth Mowins . . . . . play-by-play  
 Anthony Becht . . . . . analyst  
 Rocky Boiman . . . . . field analyst  
 \* - Houston is 8-9 in games televised on ESPN2

## RADIO (KPRC 950 AM)

Kevin Eschenfelder . . . . . play-by-play  
 Ted Pardee . . . . . analyst  
 Jeremy Branham . . . . . sideline  
 Matt Thomas . . . . . pregame host  
 \* - Streamed live on the TuneIn app

## COMMUNICATIONS

Tyler Pigg . . . . . Associate AD  
 . . . . . tepigg@central.uh.edu  
 Kyle Rogers . . . . . Director  
 . . . . . karoger@central.uh.edu

## #GOCOOGS

Official Site . . . . . UHCougars.com  
 Facebook . . . . . HoustonCougarFootball  
 Twitter . . . . . @UHCougarFB  
 Instagram . . . . . @UHCougarFB



## GAME 6

## HOUSTON (2-3, 0-1 American) vs. [#25/RV] CINCINNATI (4-1, 1-0 American)

Saturday, Oct. 12, 2019 ■ 2:30 p.m. CT ■ Houston, Texas ■ TDECU Stadium (40,000)



### COUGARS

2019 Record: 2-3, 0-1 AAC  
 Head Coach: Dana Holgorsen  
 Record at UH: 2-3 (1st Year)  
 Overall Record: 63-44 (9th Year)



### BEARCATS

2019 Record: 4-1, 1-0 AAC  
 Head Coach: Luke Fickell  
 Record at Cincinnati: 19-10 (3rd year)  
 Overall Record: 24-17 (4th year)

## WHAT TO WATCH FOR

« Houston returns to TDECU Stadium for its first home game in **35 days** as the Cougars host No. 25/RV Cincinnati on Saturday. Kickoff is set for 2:30 p.m. CT and the game will be televised on ESPN2 with **Beth Mowins** (xpx), **Anthony Becht** (analyst) and **Rocky Boiman** (sideline) on the call. Radio coverage on KPRC 950-AM begins at 1:30 p.m. CT.

« Saturday's game will mark the 26th meeting between Houston and Cincinnati, with the Cougars leading the all-time series, 15-10. The Cougars are 10-4 all-time against the Bearcats in Houston and won the last meeting between the two teams, 40-16, in 2016 on the road inside Nippert Stadium.

« Houston is 5-1 against ranked opponents inside TDECU Stadium since its opening in 2014. The Cougars' last win over a ranked opponent at home came in 2018 as Houston defeated then No. 17 USF, 57-36. The Cougars are 36-98-5 all-time against ranked opponents.

« Houston is third in The American and 12th in FBS averaging 255.0 yards per game rushing. The Cougars are one of four programs to have four players with at least one 100-yard rushing game this season, joining Louisiana, South Carolina and Wyoming.

« Sophomore quarterback **Clayton Tune** will make his fourth career start for the Cougars this Saturday. Tune threw for 124 yards on 16-of-20 passing with one touchdown in the Cougars' 45-26 win over North Texas on Sept. 28. In his first action of the season, the sophomore also picked up his first career 100-yard rushing game, logging 11 carries for 100 yards.

« Junior receiver **Marquez Stevenson** is tied for fifth in The American with three touchdown receptions. The junior leads the Cougars in receptions (24) and receiving yards (298) through five games and the Shreveport, La., native is tied for 26th in school history with 12 career receiving touchdowns. Against North Texas, Stevenson scored on an 82-yard kickoff return touchdown, the first of his career.

« Junior nickel back **Grant Stuard** has emerged as Houston's defensive leader in 2019. Stuard ranks first in The American in tackles per game (8.8), solo tackles (34) and total tackles (44). The Conroe, Texas, native has finished with a team-high 11 stops against North Texas, his second double-digit tackle game of the year. Stuard entered the season with 32 career tackles after splitting time between safety and running back last season.

« Junior defensive lineman **David Anenih** is tied for third in The American with 4.5 sacks this year. Anenih logged back-to-back games with at least two sacks against Washington State and Tulane. The junior also set a career high with seven tackles at Tulane.

« Houston ranks in the top five in The American in three special teams categories: No. 1 in punt returns (16.0), No. 2 in net punting (42.1) and No. 3 in kickoff returns (25.2).

« Cincinnati is the third AP top-25 opponent that Houston will face in 2019. The Bearcats enter Saturday's matchup after defeating then No. 18 UCF, 27-24, in Nippert Stadium.

## FIVE THINGS TO KNOW

« Houston's special teams proved to be a difference maker in the Coogs' win at North Texas. Against the Mean Green, the Cougars recorded a punt return touchdown and kickoff return touchdown in the same game for the first time Oct. 12, 1973, against Virginia Tech. **Marquez Stevenson's** 82-yard kickoff return touchdown against North Texas was the first by a Cougar since 2016 at Texas State, while **Bryson Smith's** 60-yard punt return score was the first by a Houston player since 2011 against Tulane.

« Senior running back **Patrick Carr** scored three times on the ground in his last performance, earning a spot on The American's Honor Roll. Carr matched his career high with 139 rushing yards, including a 68-yard touchdown on Houston's opening drive at North Texas. He became the 56th player in school history to record multiple 100-yard rushing games during their UH career.

« The Cougars' defense has limited their opponent to under 100 yards rushing three times in five games this season. In the 46-25 win over North Texas, Houston held the Mean Green to a season-low 96 yards rushing.

« Houston has scored at least 30 points in 16 out of its last 18 games dating back to the beginning of the 2018 season. The Cougars have also scored in 241 consecutive games dating back to Sept. 30, 2000.

« The Cougars have won 10 out of their last 11 home conference openers, including four straight victories inside TDECU Stadium.



Junior nickel back **Grant Stuard** has made the most of Houston's new defensive system and is tied for lead in The American in total tackles with 44 this season. Stuard recorded 11 tackles at North Texas, his second double-digit tackle game of the 2019 season.

## UH COMMUNICATIONS STAFF

Tyler Pigg*	Associate Athletics Director
Email	tepigg@central.uh.edu
Jeff Conrad	Assistant Athletics Director
Email	jaconrad@central.uh.edu
Kyle Rogers*	Director of Communications
Email	karoger3@central.uh.edu
Alex Brown	Asst. Communications Dir.
Email	asbrown7@central.uh.edu
Ryan Levine	Asst. Communications Dir.
Email	rlevine2@central.uh.edu
Katie Sellards	Communications Assistant
	ksellar@central.uh.edu

\* denotes football contacts

Office Phone	713-743-9404
Press Box	713-743-0550
Website	UHCougars.com

## HOUSTON QUICK FACTS

### HEAD COACH DANA HOLGORSSEN

Alma Mater:	Iowa Wesleyan, 1993
Career Record:	63-44 (.589); 9th Year
Record at UH:	2-3 (.400), 1st year
The American Record:	0-1 (.000)

### ASSISTANT COACHES

	LOCATION
Marquell Blackwell (Co-Offensive Coordinator/QB)	SL
Brandon Jones (Co-Offensive Coordinator/Off. Line)	SL
Joe Cauthen (Defensive Coordinator/Linebackers)	PB
Doug Belk (Co-Defensive Coordinator/Safeties)	SL
Tyron Carrier (Asst. Head Coach/Wide Receivers)	SL
Shannon Dawson (Tight Ends)	PB
Brian Early (Defensive Line)	SL
Zac Etheridge (Cornerbacks)	SL
Blake Gideon (Special Teams Coordinator/Nickels)	SL
Justin Johnson (Running Backs)	SL

### TEAM HISTORY

First Year of Football:	1946 (this is 74th season)
All-Time Record:	443-369-15 (.545)
All-Time Conference Record:	207-169-5 (.550)
All-Time Bowl Record:	11-15-1 (.385)
Conference Championships:	11
American Athletic Championships:	1
Years:	2015

### STADIUM INFORMATION

Name:	TDECU Stadium
Groundbreaking:	Feb. 8, 2013
First Game:	Aug. 29, 2014 vs. UTSA
Largest Win:	47-0 vs. Grambling (Sept. 6, 2014)
Capacity:	40,000
Surface:	Synthetic Turf
Record at Stadium:	28-6 (.823)

### UNIVERSITY INFORMATION

Location:	Houston, Texas
Founded:	1927
Nickname	Cougars
Enrollment:	46,000
Colors:	Scarlet and White
Chancellor:	Dr. Renu Khator
Vice President for Athletics:	Chris Pezman

## SUNDAY

No availability

## MONDAY

Dana Holgorsen  
Press Conference

(11 a.m.), Carl Lewis  
Auditorium

## TUESDAY

Assistant Coaches  
available pre-practice

Estimated time (4 p.m.)  
Carl Lewis Auditorium

## WEDNESDAY

Student-athlete  
available pre-practice

Estimated time (4 p.m.)  
Carl Lewis Auditorium

## THURSDAY AND FRIDAY

No availability

## WEEKLY PRESS CONFERENCE

Each Monday during the season Houston hosts a press conference inside the Carl Lewis Auditorium at the Athletics/ Alumni Center. The press conference begins at 11 a.m. CT, as Houston head coach Dana Holgorsen steps to the podium.

## CREDENTIALS

Requests for credentials are accepted online at [UHCougars.com/credentials](http://UHCougars.com/credentials). Requests must be submitted by a sports director/editor at least eight days prior to the contest. Media must show government issued photo identification upon entering the stadium. If the name on the credential and the photo ID do not match, the credential is void.

## INTERVIEWS

« Head coach Dana Holgorsen will hold his weekly press conference each Monday at 11 a.m. in the Carl Lewis Auditorium.

« Assistant Coaches: Assistant coaches are available prior to Tuesday's practice at 4 p.m. in the Carl Lewis Auditorium.

« Players: All interviews with players will take place prior to practice on Wednesday at 4 p.m. in the Carl Lewis Auditorium.

« Post-Game: The Houston locker room is closed at all times. Head coach Dana Holgorsen and selected student-athletes will be brought to designated postgame interview areas.

## THE DANA HOLGORSSEN SHOW

The weekly one-hour radio show will air on KPRC 950 AM locally at 7 p.m. CT this Thursday. Join Houston head coach Dana Holgorsen and host Jeremy Branham for each show at Little Woodrow's (720 Sheperd Drive).

## HOUSTON FOOTBALL ON AT&T SPORTSNET

Houston Football Central airs Thursdays at 6 p.m. on AT&T SportsNet. Coach Dana Holgorsen is joined by host Kevin Eschenfelder as they break down Houston's previous game and preview upcoming games.

## COLLEGEPRESSBOX.COM

CollegePressBox.com is the official media website for Division I football. Access and download weekly game notes, quotes, statistics, media guides, headshots, logos and more. Login information will be distributed to accredited media or you can apply for a password at [collegepressbox.com/password](http://collegepressbox.com/password).

## 2019 THE AMERICAN STANDINGS

EAST	AAC	OVERALL
Cincinnati	1-0	4-1
Temple	1-0	4-1
UCF	1-1	4-2
USF	1-1	2-3
ECU	0-2	3-3
UConn	0-2	1-4
WEST	AAC	OVERALL
SMU	2-0	6-0
Memphis	1-0	5-0
Tulane	1-0	4-1
Navy	1-1	3-1
Houston	0-1	2-3
Tulsa	0-1	2-3

### WEEK 7 AMERICAN ATHLETIC SCHEDULE

[#23/20] Memphis at Temple, 11 a.m. CT, ESPN2

BYU at USF, 2:30 p.m. CT, CBS Sports Network

[#25/RV] Cincinnati at Houston, 2:30 p.m. CT, ESPN2

UConn at [RV/RV] Tulane, 2:45 p.m., ESPN2

Navy at Tulsa, 6:30 p.m. CT, ESPN2

## 2019 TEAM STATS COMPARISON

	UH	UC
Points/Game	33.8	27.6
Points Allowed/Game	32.0	21.4
First Downs/Game	22.4	21.2
First Downs Allowed/Game	22.8	20.0
Rushing Yards/Game	251.0	187.6
Rushing Yards Allowed/Game	178.8	129.4
Passing Yards/Game	158.4	207.6
Passing Yards Allowed/Game	313.2	193.0
Total Offense/Game	409.4	395.2
Total Defense/Game	492.0	322.4
INTs Thrown/Opp. INTs Thrown	2/2	4/5
Turnover Margin	0	+2
Sacks By/Allowed/Game	2.0/2.8	2.6/2.6
Third Down Offense/Defense	42.2/35.7	36.4/37.5
Red Zone Offense/Defense	94.7/68.4	69.5/68.4
Kickoff Return Average	25.2	21.4
Punt Return Average	16.0	11.0
Penalties/Yards Per Game	5.0/48.0	9.8/84.4
Field Goals	7-10	4-6

## 2019 NCAA RANKINGS COMPARISON

	UH	UC
Points/Game	39th	77th
Points Allowed/Game	105th	39th
First Downs Offense	64th	77th
First Downs Defense	88th	54th
Rushing Yards/Game	12th	45th
Rushing Yards Allowed/Game	92nd	47th
Passing Yards/Game	118th	92nd
Passing Yards Allowed/Game	123rd	33rd
Total Offense/Game	72nd	78th
Total Defense/Game	123rd	33rd
Turnover Margin	64th	43rd
Sacks/Game	77th	37th
Sacks Allowed/Game	104th	92nd
Third Down Offense	45th	88th
Third Down Defense	57th	71st
Red Zone Offense	15th	117th
Red Zone Defense	95th	11th
Kickoff Return Average	25th	64th
Punt Return Average	12th	38th

## GAME 5 RECAP: NORTH TEXAS

« Houston senior running back **Patrick Carr** rushed for 139 yards and a career-high three touchdowns, and sophomore quarterback **Clayton Tune** threw for 124 yards and a touchdown as the Cougars claimed a 46-25 win over North Texas inside Apogee Stadium.

« Making only the third start of his career after senior quarterback **D'Eriq King** announced that he was redshirting the rest of the season, Tune completed 16-of-20 passes, including each of his first seven, as the Cougars raced out to a 17-0 lead in a little over a quarter. Tune also helped his own cause with 100 rushing yards, thanks to a career-long 55-yard run late in the game.

« While Tune was leading the Cougars though the air, Carr was a leader on the ground. The Woodlands, Texas, native recorded the second 100-yard rushing game of his career on 14 carries and set a career high with three rushing scores.

« Houston's special teams weren't to be outdone. Thanks to an 82-yard kickoff return from **Marquez Stevenson** and a 60-yard punt return from **Bryson Smith**, the Cougars recorded the first kickoff and punt returns in the same game since a 54-27 win over Virginia Tech inside the Houston Astrodome on Oct. 12, 1973.

## SCOUTING CINCINNATI

« Cincinnati is 4-1 this season after defeating then No. 18 UCF, 27-24, inside Nippert Stadium last Friday. The victory by the Bearcats ended UCF's 18-game conference winning streak and was Cincinnati's first home win over a ranked opponent since 2009.

« Cincinnati is under the direction of third-year head coach **Luke Fickell**, who is 19-10 with the Bearcats. Last season, Fickell guided the Bearcats to an 11-2 record and an appearance in the 2018 Military Bowl. He was the 2018 American Athletic Conference Coach of the Year after helping Cincinnati to its third 11-win season in school history a year ago.

« Sophomore quarterback **Desmond Ridder** owns 16 career starts and ranks sixth in The American this season averaging 192.8 yards per game passing this season along with throwing for 10 touchdowns. Ridder was the 2018 American's Rookie of the Year, completing 62.4 percent of his passes last season, while throwing for 2,445 yards and 20 touchdowns. Senior running back **Michael Warren II** led the Bearcats on the ground in their win over UCF, recording 23 carries for 138 yards. Warren II has rushed for 395 yards and scored four touchdowns this season. Sophomore wide receiver **Alex Pierce** averages 19.2 yards per catch this season and has made 15 receptions for a team-high 288 yards. Graduate student tight end **Josiah Deguara** leads UC with 17 receptions this season and has a team-best three touchdowns.

« Defensively, the Bears are limiting their opponents to 21.4 points per game (ranks fifth in The American and 39th nationally). Junior safety **Darrick Forrest** leads the Bearcats and is third in The American averaging 8.4 tackles per contest. The junior has logged a team-high 42 tackles this year. Freshman defensive end **Michael Pitts** has provided a spark off the edge, leading the way with four sacks (tied for fifth among players in The American).

## LAST MEETING AGAINST THE BEARCATS

« In the last meeting between the two teams in 2016, Houston trailed 16-12 heading into the fourth quarter, but the Cougars responded with four straight scores to take down the Bearcats, 40-16, inside Nippert Stadium on Sept. 15, 2016. Quarterback **Greg Ward, Jr.** ran for two touchdowns in the final quarter to put the Cougars in front for good. Ward finished with 73 yards on the ground on 26 carries, while throwing for 326 yards on 24-of-36 passing and one touchdown.

« Houston's defense limited the Bearcats all night, holding Cincinnati to 307 yards of total offense. **Steven Taylor** and **Howard Wilson** had interception returns for a touchdown within seven seconds of one another to seal the win later in the fourth quarter. Taylor also tied for the team high with nine tackles and earned two sacks in the win.

« **Linell Bonner** led the Cougars with eight receptions for 119 yards, while **Chance Allen** logged five catches for 94 yards, including a 39-yard touchdown pass from Ward in the first quarter.

## HOUSTON IN AMERICAN ATHLETIC HOME OPENERS

« The Cougars have won four straight home conference openers inside TDECU Stadium. Houston has scored 35-plus points in each game and averaged a +19.3 margin of victory in those wins.

« Houston has won 10 out of its last 11 home conference openers dating back to the 2008 season. The only loss for the Cougars came to UCF (17-12) in 2014.

## HOUSTON RECORD IN CONFERENCE HOME OPENERS (SINCE 2000)

YEAR	OPPONENT	RESULTS
2018	Tulsa	W, 41-26
2017	SMU	W, 35-22
2016	UConn	W, 42-14
2015	SMU	W, 49-28
2014	UCF	L, 12-17
2013	Memphis	W, 25-15
2012	UAB	W, 39-17
2011	East Carolina	W, 56-3
2010	UTEP	W, 54-24
2009	SMU	W, 38-15
2008	UAB	W, 45-20
2007	East Carolina	L, 35-37
2006	Tulane	W, 45-7
2005	Memphis	L, 20-35
2004	Army West Point	W, 35-21
2003	Memphis	L, 14-45
2002	Tulane	L, 13-34
2001	TCU	L, 17-34
2000	Army West Point	W, 31-30

## LAST TEN MEETINGS VS. CINCINNATI

DATE	RESULT	LOCATION
Sept. 15, 2016	W, 40-16	Cincinnati
Nov. 7, 2015	W, 33-30	TDECU
Dec. 6, 2014	L, 31-38	Cincinnati
Nov. 23, 2013	L, 17-24	BBVA
Nov. 16, 2002	L, 14-47	Cincinnati
Oct. 20, 2001	L, 28-29	Robertson
Oct. 7, 2000	L, 31-48	Cincinnati
Oct. 9, 1999	W, 23-20	Robertson
Nov. 14, 1998	L, 43-44	Cincinnati
Oct. 18, 1997	W, 41-38 (OT)	Robertson

2019 PRESEASON HONORS

<b>ISAIAH CHAMBERS (Jr., DL)</b>
Athlon Sports Preseason AAC Second Team
Ted Hendrick Award Watch List

<b>KEITH CORBIN (Sr., WR)</b>
Athlon Sports Preseason AAC Fourth Team

<b>D'ERIQ KING (Sr., QB)</b>
CFPA Performer of the Year Watch List
Earl Campbell Award Watch List
ESPN Top 50 Players in College Football
Davey O'Brien Award Watch List
Manning Award Watch List
Maxwell Award Watch List
Pro Football Focus Top-50 Players
Walter Camp Player of the Year Watch List

<b>BRAYLON JONES (Sr., OL)</b>
Athlon Sports Preseason AAC Fourth Team

<b>JOSH JONES (Sr., OL)</b>
Outland Trophy Watch List

<b>DANE ROY (Sr., P)</b>
Athlon Sports Preseason AAC Third Team

<b>MARQUEZ STEVENSON (Jr., WR)</b>
Athlon Sports Preseason AAC Second Team
Biletnikoff Award Watch List
Hornung Award Watch List

<b>JARRID WILLIAMS (Sr., OL)</b>
Athlon Sports Preseason AAC Second Team

<b>DALTON WITHERSPOON (Jr., K)</b>
Athlon Sports Preseason AAC Second Team

COOGS WHO HAVE GRADUATED

Leroy Godfrey (Sr., DL, -- Houston)
Kobe Idumyonyi (Medical Redshirt -- Houston)
Josh Jones (Sr., OL, -- Houston)
Terry Mark (Sr., WR -- Houston)
Jordan Millburn (Sr., LB, -- Houston)
Justin Murphy (Gr., OL, -- UCLA)
Gio Pancotti (RS-Jr., OL -- Texas Tech)
Kyle Porter (RS-Jr., RB -- Texas)
Colin Samuel (Gr., CB -- UCLA)
Jarrid Williams (Sr., OL, -- Houston)
Nick Wildberger (Sr., TE, -- Houston)

\* - Houston's 11 graduated players are tied for the seventh-most nationally among FBS teams.

ON THE OFFENSIVE

« Since 2006, only Oklahoma, Oregon and Texas Tech have racked up more yards than Houston, which has 85,119 in that span. Houston has scored in 241 straight games dating back to Sept. 30, 2000.

Rank	Team	Total Yards (2006-present)
1.	Oklahoma	89,460
2.	Oregon	86,415
3.	Texas Tech	85,270
4.	<b>HOUSTON</b>	<b>85,119</b>
5.	Oklahoma State	84,234

« In 2019, Houston has produced a strong rushing attack with four different players rushing for at least 100 yards in a game this season: **D'Eriq King** (twice), **Patrick Carr**, **Kyle Porter** and **Clayton Tune**. The Cougars are one of four programs to have four players with at least one 100-yard rushing game along with Louisiana, South Carolina and Wyoming.

« Houston ended 2018 fifth nationally in scoring offense with an average of 43.9 points per game and seventh in total offense with an average of 512.5 yards per game.

« Houston, Oklahoma and Clemson were the only schools to rank in the top 25 for both passing offense (No. 16, 295.5) and rushing offense (No. 24, 217.1) in 2018.

« Last season, the offense ranked fifth nationally with 92 plays of at least 20+ yards and 11th with 13 plays of 50+ yards. The versatility of UH's offense was evident as 10 different players had receiving TDs, eight of which return in 2019, and nine different players across three position groups had rushing TDs, of which eight return in 2019.

« Houston opened the season with 40+ points in its first three games of a season for the first time in program history and expanded the streak through its first eight games. The eight-game streak set the Houston record for the longest such streak.

« With 45 points at Rice, 49 at Texas Tech and 49 at Navy, Houston scored 45+ in at least three road games in a season for only the third time in program history (1989 and 2011). It was also the first time since the 2011 team accomplished the feat five times.

« Since 2015, Houston has 20 games with 500+ yards of total offense and eight games with 600+ yards. It has scored more than 40 points in 23 of 57 games and more than 50 points on seven different occasions.

NAME THAT TUNE

« Sophomore quarterback **Clayton Tune** shined in his first start of the season North Texas, throwing for 124 yards and one touchdown on 16-of-20 passing. The sophomore also rushed for a career-high 100 yards on 11 carries, including a career-long 55-yard scramble late in the fourth quarter. Tune inherits the starting job after senior **D'Eriq King** announced he would redshirt for the remainder of the 2019 season and return to action next year.

« Against North Texas, Tune showed off his dual threat ability as he became the eighth UH quarterback to throw and rush for 100 yards in a single game in school history.

« A member of the 2018 signing class, Tune enrolled at Houston in January after closing out his high school career at Hebron High School in Carrollton, Texas, where he finished with 6,686 passing yards and 66 touchdowns through the air and 1,074 rushing yards 20 scores on the ground.

« Rated the No. 19 quarterback in the 2018 class by ESPN, Tune saw action in five games as a true freshman and took over starting quarterback role for the final 2.5 games of the season after D'Eriq King went down with injury vs. Tulane (Nov. 15, 2018).

« Tune made his collegiate debut going 12-for-23 passing for 186 yards and two touchdowns, and had five rushes for 25 yards in Houston's win over Texas Southern (Sept. 22, 2018).

« With King's injury late in the 2018 season, Tune started the second half at quarterback against Tulane and finished 6-for-15 passing for 108 yards with two touchdowns and one interception in the Cougars' 48-17 win in their home finale.

« Making first collegiate start, Tune finished 18-for-43 passing for 256 yards with three touchdowns and one interception at Memphis (Nov. 23, 2018). With his start, he became the first freshman quarterback to start for Houston since **John O'Korn** (2013).

WHAT'S BACK IN 2019

Rushing Yards	91.2%
Passing Yards	99.8%
Receiving Yards	82.3%
Scoring	85.3%
Total Offense	96.2%
All-Purpose Yards	85.6%
Tackles	42.7%
Tackles For Loss	47.1%
Sacks	52.2%
Interceptions	28.6%
Fumble Recoveries	40.0%
Punt Return Yards	100%
Kickoff Return Yards	100%
Field Goals	87.5%
Punting Yards	100%

CLAYTON TUNE CAREER STATS													
YEAR	GP-GS	C-A	PCT	YDS	AVG/G	TD	INT	LG	RUSH	YDS	AVG	TD	LG
2018	5-2	59-117	50.4	795	159.0	8	2	48	41	56	0.7	1	21
2019	1-0	16-20	80.0	124	124.0	1	0	32	9	100	11.1	0	55
Career	6-3	75-137-2	54.7	919	153.2	9	2	48	50	156	3.1	1	55



## NATIONAL RANKINGS

## ASSOCIATED PRESS | Week 7

Rk	Team	Record	Points	Prev.
1.	Alabama (32)	5-0	1503	1
2.	Clemson (15)	5-0	1433	2
3.	Ohio State (3)	6-0	1393	4
	Georgia (3)	5-0	1393	3
5.	LSU (2)	5-0	1352	5
6.	Oklahoma	5-0	1268	6
7.	Florida	6-0	1163	10
8.	Wisconsin	5-0	1105	8
9.	Notre Dame	4-1	1046	9
10.	Penn State	5-0	958	12
11.	Texas	4-1	947	11
12.	Auburn	5-1	920	7
13.	Oregon	4-1	828	13
14.	Boise State	5-0	654	16
15.	Utah	4-1	624	17
16.	Michigan	4-1	618	19
17.	Iowa	4-1	454	14
18.	Arizona State	4-1	388	20
19.	Wake Forest	5-0	380	21
20.	Virginia	4-1	353	23
21.	SMU	6-0	285	24
22.	Baylor	5-0	260	NR
23.	Memphis	5-0	189	NR
24.	Texas A&M	3-2	165	25
25.	Cincinnati	4-1	118	NR

**Others receiving votes:** Minnesota 80, Missouri 64, Appalachian State 61, Washington 54, Tulane 25, California 20, Michigan State 17, Arizona 11, UCF 9, USC 5, Iowa State 5, Pittsburgh 2

## USA TODAY/COACHES | Week 7

Rk	Team	Record	Points	Prev.
1.	Alabama (42)	5-0	1602	1
2.	Clemson (20)	5-0	1531	2
3.	Georgia	5-0	1459	3
4.	Ohio State (3)	6-0	1422	5
5.	Oklahoma	5-0	1378	4
6.	LSU	5-0	1364	6
7.	Florida	6-0	1218	8
8.	Wisconsin	5-0	1164	9
9.	Penn State	5-0	1051	11
10.	Notre Dame	4-1	1033	10
11.	Texas	4-1	971	11
12.	Auburn	5-1	929	7
13.	Oregon	4-1	866	13
14.	Boise State	5-0	732	15
15.	Utah	4-1	655	17
16.	Michigan	4-1	648	18
17.	Wake Forest	5-0	498	20
18.	Iowa	4-1	441	14
19.	Virginia	4-1	345	22
20.	Memphis	5-0	318	23
21.	Texas A&M	3-2	306	21
22.	SMU	6-0	246	NR
23.	Baylor	5-0	234	NR
24.	Arizona State	4-1	228	NR
25.	Minnesota	5-0	131	NR

**Others receiving votes:** Others receiving votes: Cincinnati 74, Washington 72, Appalachian State 49, Michigan State 41, Tulane 36, California 17, Hawai'i 13, Arizona 13, UCF 11, Washington State 9, Navy 8, TCU 5, Mississippi State 3, San Diego State 2, Army 1, Temple 1

## BACK TO THE BACKS

« With 91.2 percent of its 2018 rushing yards returning in 2019, it's no surprise that Houston is returning five of its top six backs.

« Senior **Patrick Carr** leads the way, starting all 10 games in 2018 and led Houston with 873 yards rushing and five touchdowns on 152 attempts. After missing the first two games of the season, Carr returned to action against Washington State and recorded nine carries for 77 yards. Against North Texas, Carr turned in his best performance of the season by matching his career with 139 yards on the ground on 16 carries, while becoming the first UH running back with three rushing touchdowns in a single game since 2017.

« Junior **Kyle Porter** also joins the Cougars' backfield rotation for 2019. Porter played in 27 career games with three starts at Texas and recorded 130 carries for 468 yards and five touchdowns. The Katy, Texas, native added 11 catches for 63 yards and one touchdown across his career. Porter set a career high with 120 yards on 19 carries and one touchdown in Houston's 37-17 win over Prairie View A&M. It marked Porter's first-ever 100-yard rushing game.

« Houston's second-leading running back, senior **Mulbah Car** suffered an injury versus SMU last year and missed two games, returning at Memphis. He finished the season with 325 yards and two touchdowns on 66 carries during the season. Against Oklahoma, Car ran nine times for 76 yards and scored on a 7-yard run in the third quarter. Junior **Chandler Smith**, who had 30 carries for 139 yards and two touchdowns saw additional action in 2018 and earned a scholarship during fall camp.

## LENDING A HAND OR TWO

« Houston returns 82.3 percent of its receiving yards from the 2018 season to go along with 35 of its 45 touchdown receptions.

« Houston is one of six schools nationally, and two in The American, to have a 1,000-yard receiver each of the last four seasons as **Demarcus Ayers** (2015, 1,222 yards), **Linell Bonner** (2016, 1,118), **Steven Dunbar** (2017, 1,070) and **Marquez Stevenson** (2018, 1,019) each accomplished the feat.

« Named to The American's First Team, Stevenson has proved to be electrifying with six plays of 50+ yards and 12 plays of at least 30 yards, which ranked sixth and 11th in the nation, respectively. He led The American with five games of at least 100 receiving yards and was fifth in the league with 78.4 receiving yards per game and third with 5.8 receptions per game.

« **Keith Corbin** was second in The American and 21st nationally in 2018 with 10 touchdown receptions, while Stevenson was third and 29th with nine. After appearing in the first four games of the year, the senior has decided to redshirt the remainder of the 2019 season.

« **Courtney Lark** scored his first touchdown of the season with his first catch of the year at North Texas, scoring on a 12-yard pass. In 2018, Lark doubled up his career touchdown receiving total entering the season with two scores against Rice. He recorded his first career 100-yard receiving game at Navy with 106 yards, including a career-long 65-yarder.

« Sophomore **Bryson Smith** finished 2018 with 30 receptions for 285 yards and four touchdowns. Smith's classmate, **Jeremy Singleton** had 19 receptions for 285 yards and two touchdowns a year ago. Tight end **Christian Trahan** has earned a key role in UH's offensive system and has made seven catches this season. Trahan entered the season with one career catch.

## THE LINE ON THE LINE

« For the fourth straight year, a new offensive line coach has stepped in with options across the front as **Brandon Jones** will oversee a group that has a combined 82 career starts and 156 career games played from last season.

« Senior tackle **Josh Jones** leads the way with 41 career starts, having stepped into the left tackle role in the 2016 opener and never looking back. Senior **Jarrid Williams** is second on the line in terms of starts, having started 21 career games including all 13 games in 2018 at right tackle. Houston lost senior **Braylon Jones** for the rest of the season due to a shoulder injury. Jones will redshirt for the rest of the season and return in 2020.

« Junior **Keenan Murphy** owns two career starts, stepping into the starting lineup at left guard. The Crosby, Texas, native saw action in all 13 games on the line in 2018.

« Graduate transfers **Justin Murphy** (UCLA) and **Gio Pancotti** (Texas Tech) bring valuable experience up front for the Cougars. Murphy started four games at UCLA in 2018 and has 16 career starts. Pancotti played in three games last year at Texas Tech before transferring to Houston. Murphy and Pancotti were teammates with the Red Raiders in 2016. Murphy has made four starts this season (three at RG, one at RT), while Pancotti has made two starts at left guard.

« **Redshirt freshman** Jack Murphy made his career start at center against North Texas, filling in for Braylon Jones. junior **Dennis Bardwell** has also made two starts this season for the Cougars at right guard.

TOTAL AMERICANS WINS  
IN LEAGUE HISTORY

School	Wins	Championships
1. UCF	37	4
2. Houston	33	1
3. Temple	32	1
4. Memphis	30	1
5. USF	28	0
6. Cincinnati	27	0

## DEFENSIVE TOUCHES

*Houston defenders with most touches in 2019 ...*

Player	FR	INT	PBU	Total
Deontay Anderson			4	4
Gleson Sprewell		1	3	4
Damarion Williams	1		3	4
Gervarius Owens			3	3
Zamar Kirven	1		1	2
Shaun Lewis		1	1	2
Derek Parish	1			1

## BALANCED DEFENSE

*Houston defenders with most touches in 2019*

Players with an Interception	2
Players with a Fumble Recovery	3
Players with a Forced Fumble	4
Players with a Sack	5
Players with a Pass Deflection	7
Players with a QB Hurry	7
Players with a Tackle for Loss	13

## NON-OFFENSIVE TDs SINCE 2010

Rank	School	TDs
T1.	Utah	48
	Oregon	48
3.	Houston	47
4.	Oklahoma State	43

## MOST INTs SINCE 2013

Rank	School	INTs
1.	Ohio State	106
2.	Houston	103
3.	Louisiana Tech	101
	San Diego State	101
5.	Iowa	98
6.	Clemson	97
7.	Alabama	96
	Washington	96
8.	Louisville	93
	Northern Illinois	93
	Florida	93
	Northwestern	93

## TURNOVER U

« Since the start of the 2013 season, no program has taken the ball away from opposing offenses more than Houston with 176 turnovers forced in that time with five in 2019, 24 in 2018, 21 in 2017, 18 in 2016, 35 in 2015, 30 in 2014 and 43 in 2013. Houston has an 13-turnover lead on its closest competitor in that stretch.

« Houston saw its streak of 21 consecutive games with a turnover forced come to an end against North Texas on Sept. 28. The Cougars rank second among FBS teams since 2013 with 103 interceptions.

« UH has forced multiple turnovers in 57 of its last 90 games.

« Houston has been opportunistic with its turnovers, ranking third nationally since 2010 with 47 non-offensive touchdowns including 25 defensive touchdowns over the last seven seasons.

« Houston was sixth nationally and second in The American with four defensive touchdowns in 2018, including a touchdown in each of the final three road games of the season.

## SPRING AUDITIONS

« The 2019 spring practice period was the first audition for several student-athletes in front of a new coaching staff, as the Houston program looks to replace several long-time starters on the defensive side of the ball. In addition to the replacements, Houston will offer a new defensive look in 2019, moving from a 3-4 to a 4-3.

« In all, Houston lost 11 players who had accounted for 185 career starts while returning seven players who have accounted for 60 career starts.

« Of the seven newcomers who joined the Houston roster for the spring semester, six were on the defensive side of the ball including four junior college transfers.

## FOREMEN

« Junior defensive end **Payton Turner**, the lone returning day-to-day starter from 2018, has been a key piece for Houston's defense. Turner leads the Cougars with six tackles for loss and has added 2.5 sacks off the edge.

« The top tackler among returning defensive linemen, Turner finished his sophomore campaign in 2018 with 42 stops including 4.5 tackles for loss while breaking up four passes and blocking one kick.

« With three-time All-American **Ed Oliver** limited with injuries in 2018, senior **Aymiel Fleming** picked up six starts to end the 2018 season, finishing the year with 21 tackles including one for loss and a forced fumble. The senior has made all five starts for the Cougars at nose guard.

« Oliver's injury also allowed for additional playing time for senior **Blake Young** who saw action in 10 games including action in each of the final eight. Young has started the first five games for the Cougars at defensive tackle, recording nine tackles in 2019.

« **Logan Hall** played in all 13 games a year ago, starting the Armed Forces Bowl versus Army, and finishing the year with 14 tackles including three for a loss. Junior **Isaiah Chambers** also returns after an injury shortened season in 2018. Despite only playing in five games, Chambers was second on the Houston team and 14th in The American with 4.5 sacks, part of his 10 tackles and six tackles for loss on the year.

« Houston added bodies to the competition in the spring with junior college transfers **Taures Payne** and **Olivier Charles-Pierre**. Both players are key reserves in the interior for the Coogs.

## SMASHMOUTH FOOTBALL

« After losing three of four starting linebackers from the 2018 team including NFL Combine invitee **Emeke Egbule** and a member of The American's All-Conference First Team in **Austin Robinson**, Houston has looked to various returners and newcomers to fill the void at linebacker.

« Sophomore **Derek Parish** has made his mark on the Houston defense, ranking fifth on the team with 19 tackles. Parish has also logged three tackles for loss and one sack this year.

« Junior **David Anenih** is Houston's returning leader in terms of tackles for loss, picking up 6.5 TFLs in 2018 including four sacks as he posted 20 total tackles in 12 games of action. Anenih made his first career start against Prairie View A&M and has continued to progress each week. He leads the team and ranks third in The American with 4.5 sacks this season.

« Two Houston sophomores saw major action in 2018 as true freshmen and have become key factors at linebacker. **Donavan Mutin** played in 10 games finishing the year with seven tackles, while **Zamar Kirven** saw action in nine games with eight tackles. Mutin has made five starts for the Cougars at MIKE linebacker this season, while Kirven entered the starting lineup at Tulane at WILL.

« Mutin is tied for second the team with 24 total tackles, while adding 1.5 tackles for loss. Kirven has made 17 tackles this season, including a career-high eight stops against Washington State.

### Most Turnovers Forced Since 2013

Team	Total
1. <b>Houston</b>	<b>176</b>
2. Washington	163
3. Louisiana Tech	159
4. San Diego State	147
5. Louisville	142

## DEFENSIVE SCORING PLAYS (25)

Over the last seven years ...

### 2018 (4)

- Gleson Sprewell 63-yd INT at Memphis
- Gleson Sprewell 24-yd FR at SMU
- Nick Watkins 50-yd INT at Navy
- Emeke Egbule 5-yd FR at ECU

### 2017 (1)

- Brandon McDowell 74-yd INT vs. ECU

### 2016 (8)

- Tyus Bowser safety vs. Louisville
- Team safety vs. Tulane
- Jeremy Winchester 0-yd FR vs. Tulane
- Team safety at SMU
- Emeke Egbule 24-yd FR vs. Tulsa
- Team safety at Cincinnati
- Steven Taylor 74-yd INT at Cincinnati
- Howard Wilson 28-yd INT at Cincinnati

### 2015 (5)

- Trevon Stewart safety vs. Cincinnati
- Brandon Wilson 51-yd INT vs. Cincinnati
- William Jackson 55-yd INT vs. Vanderbilt
- Brandon Wilson 85-yd FR at UCF
- William Jackson 35-yd INT vs. Texas State

### 2014 (3)

- Adrian McDonald 0-yd FR vs. Tulane
- Vincent Hall 0-yard FR vs. Grambling
- Trevon Stewart 29-yd INT vs. Temple

### 2013 (4)

- William Jackson 96-yd INT at UTSA
- Derrick Mathews 29-yd INT vs. BYU
- Derrick Mathews safety vs. BYU
- Trevon Stewart 15-yd FR vs. Cincinnati

« Senior **Jordan Milburn** has seen action in 40 career games, including all 13 in 2018, and has 11 career tackles with over half, six, coming in 2018.

« Houston also added another face to the linebackers room in the spring in junior college transfer **Terrance Edgeston**. Edgeston started three games for the Cougars at WILL linebacker so far this season but has been sidelined the last two games due to injury.

« Houston's lone returning starter from the linebackers room is senior **Leroy Godfrey** who started all 13 games in 2018 after starting six in 2017. Godfrey finished last season with 42 tackles including 5.5 for loss as well as two pass breakups.

## WE LIKE NICKEL BACK

« Junior **Grant Stuard** has benefited the most from Houston's new defensive scheme under defensive coordinator **Joe Cauthen**. After registering just 32 tackles in his first two seasons, Stuard has been an impact maker for Houston at nickel and leads The American with 44 total tackles this year.

« The Conroe, Texas, native ranks first in the conference with 34 solo stops and has logged a pair of double-digit tackles games this year. Last time out at North Texas, Stuard posted 11 tackles including one tackle-for-loss against the Mean Green. At Oklahoma, Stuard put together a 14-tackle performance against the Sooners.

« Sophomore **Amaud Willis-Dalton** has shown his versatility this year and finished with three stops in UH's win at North Texas. The sophomore has played snaps at nickel and also worked in with UH's linebacking corps.

## STRENGTH AND SAFETY

« It is a tale of two positions in the secondary as Houston returns its starting safeties in juniors **Deontay Anderson** and **Gleson Sprewell** after losing its top three corners with a combined 42 career starts in a Houston uniform.

« After stepping into the starting lineup in the fourth game of 2018, Sprewell finished third on the Houston team, and leads all returning tacklers, with 81 total stops. After picking off his first pass against Tulane, Sprewell doubled it up in the next game, picking off two Memphis passes, one he returned 63 yards for a Houston touchdown, his second defensive touchdown of the year.

« Sprewell had eight stops against USF while breaking up two passes and had six PBUs on the year to go along with his three interceptions. He followed at SMU with a career-high nine tackles and his first defensive score, returning a fumble 24 yards for a TD.

« Anderson arrived in Houston in 2018 after one season of action at Ole Miss. Ranked the No. 1 safety in the nation by ESPN in the 2016 recruiting class, he earned Freshman All-SEC honors in 2016. Anderson finished just behind Sprewell with the fourth-best tackle total in 2018, finishing the year with 72 stops including four tackles for a loss.

« The transfer made his first turnover in a Houston uniform versus Tulsa, picking off a pass to set up UH's final TD of the night. He also forced a fumble in the game that was recovered by **Emeke Egbule**.

« At corner, Houston lost **Alexander Myres** (18 games started at Houston), NFL Combine invitee **Isaiah Johnson** (12) and **Nick Watkins** (eight games in lone season at Houston) and will now look to retool the position in 2019.

« One name that will be given an opportunity to make an impact right away will be junior college transfer **Damarion Williams** who earned NJCAA First Team All-America honors in 2018 at Highland Community College where he led the nation with seven interceptions and 17 pass breakups in 10 games. Williams ranks second on the team with 24 tackles this season and has started all five games at cornerback. He finished with a career-high 10 tackles along with 1.5 tackles for loss at North Texas.

« The versatile **Gervarrius Owens** has seen time at safety and cornerback this season. Owens, a transfer from Northeastern Oklahoma A&M, has started the last two games at corner. The sophomore finished with seven tackles in his collegiate debut against Oklahoma.

« Houston has four corners who have seen action for the program led by senior **Ka'Darian Smith** (30 career games played), junior **Javian Smith** (20), sophomore **Shaun Lewis** (16) and junior **D.J. Small** (11).

« Houston's new defensive system has had to overcome several early season injuries. After Sprewell missed the last game on the road, redshirt freshman **Garrison Vaughn** made his first career start at safety and did not disappoint. Vaughn added a career-best six stops in his first significant action in the secondary.

## RETURNS DEPARTMENT

« Houston had seven different players record a kick return in 2018, all of which return in 2019 led by **Marquez Stevenson** who had 12 returns for 269 yards on the year and **Bryson Smith** with six returns for 126 yards.

« Houston ranks first currently in the American in punt return average (16.0). Smith recorded his first career punt return for a touchdown at North Texas, scoring on a 60-yard return in the fourth quarter. It was the first punt return for a touchdown by a Cougar since 2011.

« Stevenson's 82-yard kickoff return against the Mean Green was the first touchdown return by UH since 2016. The Cougars recorded kickoff and punt return touchdowns in the same game for the first time since a 54-27 win over Virginia Tech inside the Houston Astrodome on Oct. 12, 1973.

## SPECIAL TEAMS TOUCHDOWNS (23)

Over the last 11 years...

### 2019 (2)

- Bryson Smith 60-yard punt return at North Texas
- Marquez Stevenson 82-yard kickoff return at North Texas

### 2017 (1)

- Alexander Myres 94-yard blocked FG return vs. Fresno State

### 2016 (2)

- D'Eriq King 99-yard kickoff return at Texas State
- Brandon Wilson 100-yard missed FG return vs. Oklahoma

### 2015 (3)

- Brandon Wilson 94-yard kickoff return at UConn
- Demarcus Ayers 73-yard punt return at Tulane
- Brandon Wilson 100-yard kickoff return at Louisville

### 2013 (2)

- Brandon Wilson 78-yard blocked FG return at UTSA
- Demarcus Ayers 95-yard kickoff return vs. BYU

### 2011 (3)

- Tyron Carrier 100-yard kickoff return vs. Rice
- Damian Payne 76-yard punt return at Tulane
- Patrick Edwards 70-yard punt return at Tulane

### 2010 (3)

- Tyron Carrier 91-yard kickoff return at SMU
- Patrick Edwards 74-yard punt return at Memphis
- Tyron Carrier 89-yard missed FG return at Southern Miss

### 2009 (6)

- Tyron Carrier 92-yard kickoff return vs. SMU
- Nick Saenz blocked PAT return vs. Southern Miss
- Tyron Carrier 98-yard kickoff return at Tulsa
- Devin Mays 100-yard kickoff return at UCF
- Tyron Carrier 99-yard kickoff return vs. Rice
- Tyron Carrier 79-yard kickoff return vs. Air Force

### 2008 (1)

- Tyron Carrier 93-yard kickoff return vs. Tulsa

## SPOONMAN

« Junior **Dalton Witherspoon** took over the starting kicking role in Houston's second game of 2018 versus Arizona and never looked back, responding with a 35-yard field goal and connecting on all six extra point attempts.

« Witherspoon nailed a career-long 46-yard field goal against Prairie View A&M. The junior finished 3-for-3 against the Panthers, becoming the first UH kicker to make at least three field goals in one game since 2016 (**Ty Cummings**, Memphis). For his efforts, Witherspoon was named The American's Special Teams Player of the Week, his first weekly honor of his career.

« Witherspoon is also a perfect 92-for-92 on PATs for his career. He ranks second among kickers in The American in scoring per game (8.2) through five games and is 7-of-10 on field goals this season. Last year, Witherspoon ranked third among kickers, and sixth among all players, in The American with 93 points last season.

## THE PUNT-AH

« Thirty-year old senior punter **Dane Roy** is back for his fourth and final season in America as Houston's starting punter. A former ice cream salesman, Roy is the third oldest player in FBS football behind Colorado kicker **James Stefanou** (32) and UCLA punter **Wade Lees** (31), both natives of Melbourne, Australia.

« Roy currently is second in The American and 14th in FBS, averaging a career-best 45.9 yards per punt. The senior leads the conference with 12 punts downed inside the 20 this season and has seven punts over 50 yards.

« The Bunyip, Australia, native and former Australian rules football player for Richmond Central led The American in 2017 with 25 punts inside the 20 and with 43.1 percent of his punts inside his opponents 20. Twelve of his 55 punts were inside his opponents' 10-yard line.

« Prior to arriving in Houston, Roy won the longest kick competition at the AFL grand final in Melbourne, Australia, after booting a torpedo 73 meters, which equates to 79 yards. Roy, who stands 6-7, also has a personal-best hang time of 5.4 seconds.

## BACK HOME IN HOUSTON

« **Dana Holgorsen** was named Houston's 15th head coach on Jan. 2, 2019, after eight seasons in the same position at West Virginia. Holgorsen closed his tenure at WVU as the second-winningest coach in Mountaineer history with an eight-year record of 61-41. His 61 wins trailed only College Football Hall of Famer **Don Nehlen** for most wins in West Virginia history. He led the Mountaineers to bowl games in seven of his eight seasons including each of the last five.

« Holgorsen's first coaching staff at Houston features three full-time assistants who were a part of his WVU staff in co-offensive coordinator/quarterbacks coach **Marquel Blackwell**, co-defensive coordinator/safeties coach **Doug Belk** and assistant head coach/receivers coach **Tyron Carrier**. Carrier is one of two Houston wide receiver alums from 2008-11 joining the Houston coaching staff as **Justin Johnson** was named the program's running backs coach in March.

« The offensive staff is rounded out by co-offensive coordinator/offensive line coach **Brandon Jones**, who spent the last two seasons on the Texas Tech staff, and tight ends coach **Shannon Dawson** who arrived after three years as offensive coordinator at Southern Miss.

« The defensive side of the staff also includes a pair who spent their last five seasons at Arkansas State in defensive coordinator/linebackers coach **Joe Cauthen** and defensive line coach **Brian Early**. On the back end, special teams coordinator/nickels coach **Blake Gideon** arrives after one season at Georgia State and cornerbacks coach **Zac Etheridge** does the same after one season at Louisiana.

## A HOUSTON WIN WOULD ...

« Improve Houston's program win-loss record to 444-369-15 all-time since 1946 and give Houston its 56th win since 2013, the most in Texas in that span.

« Improve Houston's series record to 16-10 over Cincinnati and give the Cougars their fifth straight win in a conference home opener.

## AMONG THE BEST

« Since 2013, Houston ranks first in the state of Texas with 55 wins with TCU (54) ranking second. The Cougars are four wins ahead of Texas A&M, five ahead of Baylor and 12 games ahead of Texas in that span. Houston leads the state of Texas FBS schools with 10 seasons of at least eight wins since 2006. TCU is second in that span with nine.

« Houston enters 2019 second on The American's all-time win list in conference games with 33 conference wins. Since the league's inception, UCF leads with 37 wins, while Temple is third with 32 wins.

« Houston enters 2019 riding a streak of six straight bowl appearances, the 16th-longest active streak in the nation and the longest in The American. The current six-game streak is a program best, topping the previous from 2005-09.

### Oldest Wisest Players on FBS Level

Rank	Player	Position	Age
1.	James Stefanou, Colorado	K	32
2.	Wade Lees, UCLA	P	31
3.	<b>Dane Roy, Houston</b>	<b>P</b>	<b>30</b>
4.	Jesse Beal, West Virginia	TE/FB	29





## THE HOLGORSSEN FILE

### Personal

**Hometown:** Mt. Pleasant, Iowa

**Children:** Logan, McClayne, Karlyn

**High School:** Mount Pleasant Community High School, 1989

**College:** Iowa Wesleyan, 1993

### Playing History

1991-92 ..... Iowa Wesleyan

### Coaching History

2019-present ..... Houston  
*Head Coach*

2011-18 ..... West Virginia  
*Head Coach*

2010 ..... Oklahoma State  
*Offensive Coordinator/Quarterbacks*

2008-09 ..... Houston  
*Offensive Coordinator/Quarterbacks*

2005-07 ..... Texas Tech  
*Co-Offensive Coordinators/Inside Receivers*

2000-04 ..... Texas Tech  
*Inside Receivers*

1999 ..... Wingate  
*Quarterbacks/Receivers*

1996-98 ..... Mississippi College  
*Quarterbacks/Receivers/Special Teams*

1993-95 ..... Valdosta State  
*Quarterbacks/Receivers/Special Teams*

### Bowls Coached (18)

2018 Camping World ..... West Virginia  
2017 Heart of Dallas ..... West Virginia  
2016 Russell Athletic ..... West Virginia  
2015 Cactus ..... West Virginia  
2014 Liberty ..... West Virginia  
2012 Pinstripe ..... West Virginia  
2011 Orange ..... West Virginia  
2010 Alamo ..... Oklahoma State  
2009 Armed Forces ..... Houston  
2008 Armed Forces ..... Houston  
2007 Gator ..... Texas Tech  
2006 Insight.com ..... Texas Tech  
2005 Cotton ..... Texas Tech  
2004 Holiday ..... Texas Tech  
2003 Houston ..... Texas Tech  
2002 Tangerine ..... Texas Tech  
2001 Alamo ..... Texas Tech  
2000 GalleryFurniture.com ..... Texas Tech

# HEAD COACH DANA HOLGORSSEN

## FIRST SEASON AT HOUSTON (2-3) | NINTH SEASON OVERALL (63-44)

• Dana Holgorsen was named head coach at Houston on Jan. 1, 2019, after eight seasons as head coach at West Virginia. Holgorsen closed his tenure at West Virginia as the second-winningest coach in Mountaineer history with an eight-year record of 61-41. His 61 wins trailed only College Football Hall of Famer Don Nehlen for most wins in West Virginia history.

• He led the Mountaineers to bowl games in seven of his eight seasons including each of the last five seasons. His first season at West Virginia ended with a 70-33 rout of Clemson in the Orange Bowl. Throughout his career, Holgorsen has had 21 players earn All-America honors, win 10 national awards and 14 national award finalist honors.

• He has displayed his ability to prepare players for the next level as West Virginia had 10 NFL draft picks in first three rounds in the past seven years, second most in Big 12 with at least one Top-15 draft pick in four of the past seven years. In all, he had four NFL Top-15 draft picks during the past seven years, the most in the Big 12, and 20 players drafted in seven years at WVU, tied for second-most in the Big 12 during that span.

• An offensive genius, his passing offenses and total offensive output have ranked in the Top 10 nationally all but four years during the 14-year span since he became offensive coordinator at Texas Tech in 2005. He's had eight quarterbacks pass for 4,000 or more yards and 10 throw for 30 or more touchdowns in a season with 20 receivers finishing with 1,000 or more yards in a season, including 11 finish with 90 or more receptions and 16 finish with double figure TD receptions in a season. He is the only coach in West Virginia history to have coached a team with at least 450 rushing yards in a game (Oklahoma, 2012) and at least 450 yards passing in a game (six times).

• West Virginia has been ranked in both major polls at least one week in seven of his eight years including the entire 2018 season with several weeks inside the top 10. He had 10 wins over Top 25 opponents in his eight-year tenure at WVU.

• In 2018, Holgorsen led a West Virginia team that was ranked every week during the season and finished the regular season with a No. 15/16 ranking in both major polls. Under his leadership, quarterback Will Grier finished No. 4 in the Heisman Trophy race and was a finalist for the Maxwell Award, The Johnny Unitas Golden Arm Award, the Senior CLASS Award and the Manning Award. Grier was ranked in the top 10 nationally in 11 offensive categories and seven categories in the top five.

• In addition to Grier, three players earned All-America honors in David Long Jr., David Sills V and Yodny Cajuste while Dante Stills was named a Freshman All-American. Long was named the Big 12 Defensive Player of the Year and was a semifinalist for the Butkus Award while Cajuste was named Big 12 Co-Offensive Lineman of the Year. West Virginia had a school-record eight players named to the All-Big 12 teams, including five on the first team with 16 players named to the Academic All-Big 12 first and second teams.

• The 2018 offense ranked No. 3 in passing offense, No. 4 in passing efficiency, No. 8 in total offense and fourth-down conversion, No. 9 in scoring offense, No. 12 in completion percentage and passing yards per completion and No. 25 in third-down conversion. The defense ranked No. 11 in tackles for loss, No. 28 in turnover margin, No. 28 in passes intercepted and No. 36 in third-down conversion defense.

• In 2017, he led the Mountaineers to a 7-6 record and 5-4 in the Big 12 Conference. WVU participated in its fourth-straight bowl game and sixth in the seven years under Holgorsen's direction as it took on Utah in the Heart of Dallas Bowl.

• In 2016, the AFCA District 4 Regional Coach of the Year and Paul "Bear" Bryant Coach of the Year finalist led the Mountaineers to a 10-3 overall mark and 7-2 record in the Big 12. His 2016 team achieved the ninth 10-win season in school history, becoming one of six WVU teams to do it in the regular season. Holgorsen is one of three WVU coaches, along with Nehlen and Rich Rodriguez, to post multiple 10-win seasons. The seven Big 12 wins were the most in a season, tying for second place in the standings, WVU's highest finish. In the national rankings, WVU's offense was ranked No. 17 in total offense, No. 20 in first down offense, No. 25 in rushing offense, No. 31 in pass efficiency, No. 37 in passing yards per completion and No. 42 in pass offense. Defensively, WVU was No. 24 in turnovers gained and fumbles recovered, No. 35 in passes intercepted and scoring defense and No. 38 in turnover margin.

• In 2015, Holgorsen guided the Mountaineers to eight wins, the most since becoming a member of the Big 12 Conference, and finished the season with an exciting, 43-42 Cactus Bowl victory over Arizona State. The Cactus Bowl appearance saw the Mountaineers tie or break 19 individual or team, school and Cactus Bowl records and produced 11 NCAA top 10 bowl rankings. Nine players earned All-Big 12 Conference honors, including two being named to All-America teams. There were seven All-Big 12 Academic team selections and 17 players already had their degrees in hand when they played in the bowl game, ranking among the top 10 nationally in number of graduates playing in a bowl game.

• Holgorsen led the Mountaineers to a Liberty Bowl berth in 2014, his third bowl in four seasons at WVU. West Virginia posted a 7-6 overall record and 5-4 in its third year in the Big 12 Conference and finished in a tie for fourth place in Big 12 action.

• In 2013, Holgorsen coached the Mountaineers to victory over No. 11 Oklahoma State, marking his fifth win over a Top 25 team at WVU. He also had six players earn All-Big 12 Conference honors, including the Big 12 Newcomer of the Year.

• In 2012, Holgorsen led WVU into its first year of competition in the Big 12 Conference, guiding West Virginia to a 7-6 overall record and an appearance in the New Era Pinstripe Bowl. Five Mountaineers earned 25 All-America honors and three were drafted in the top three rounds of the NFL draft. Holgorsen is the only WVU coach to have had a first-round NFL draft choice for two consecutive years (2011 and 2012).

• Holgorsen had a successful first season at WVU in 2011, coaching the Mountaineers to a 10-3 record, the Big East championship and a 70-33 Orange Bowl rout of Clemson. The victory was WVU's third Bowl Championship Series championship in school history and earned Holgorsen the First-Year Coach of the Year award by the Football Writers Association of America.

• Before West Virginia, Holgorsen spent the 2010 season as offensive coordinator at Oklahoma State. He was a finalist for the 2010 Broyles Award, given to the nation's top assistant, and also named the rivals.com Offensive Coordinator of the Year. The Cowboys led the nation in total offense during the regular season and finished No. 2 in passing offense and No. 3 in total and scoring offense. OSU averaged 520.23 yards per game in total offense, including 345.9 passing yards and 44.23 points per game. Oklahoma State's offense ranked No. 61 nationally in total offense in 2009, the year before Holgorsen arrived, and he took it to the No. 1 spot during the 2010 season.

• Postseason accolades rolled in for Holgorsen's offensive players as quarterback Brandon Weeden became the first OSU passer to earn first team All-Big 12 honors. He was a finalist for the Manning Award, given to the top quarterback in the nation. Receiver Justin Blackmon won the 2010 Biletnikoff Award, given to the top receiver in the nation, and running back Kendall Hunter was a finalist for the Doak Walker Award, given to the nation's top running back. Weeden, Hunter and Blackmon became only the second trio in NCAA history to pass for at least 3,000 yards, run for more than 1,500 yards and finish with more than 1,500 yards receiving in the same season.

• During his two-year tenure with Houston, his offenses put up explosive numbers, accounting for 563 yards of total offense per game, passing for 433.7 yards per game and totaling more than 42.2 points per game. His offense ranked No. 3 in total offense in 2008 and No. 1 in 2009. His quarterback, Case Keenum, led the nation in total offense in 2008 and 2009, totaling 403.2 yards per game as a sophomore and 416.4 yards his junior season. He also ranked among the Top 10 nationally in pass efficiency both years.

• Before his two-year stint with the Cougars, Holgorsen was a member of the coaching staff at Texas Tech from 2000-07, serving as the inside receivers coach from 2000-04, before being elevated to co-offensive coordinator in 2005 and offensive coordinator in 2006-07. During his time in Lubbock, his offenses increased the amount of yardage from 324.8 yards of total offense to 529.6, an increase of more than 200 yards per game.

• In his two years as offensive coordinator, his squad was nationally ranked No. 8 in 2006 and No. 3 in 2007. In 2007, Texas Tech led the nation in passing (470.31), was No. 2 in total offense (529.62) and was No. 7 in scoring offense (40.9). Quarterback Graham Harrell led the nation in total offense and Biletnikoff Award winner Michael Crabtree led the nation in receptions per game and receiving yards per game. In 2006, the Red Raiders ranked No. 3 nationally in passing offense and No. 6 in total offense. Harrell once again was outstanding, finishing No. 3 nationally in total offense with 344.38 yards per game. Texas Tech led the nation in passing in 2005, was No. 4 in scoring offense (39.4) and No. 6 in total offense (495.83).

• Holgorsen also spent time at Valdosta State (1993-95) as the quarterbacks, receivers and special teams coach, Mississippi College (1996-98) as the quarterbacks, receivers and special teams coach and at Wingate (1999) as the quarterbacks and receivers coach. While at Valdosta State in 1994, Chris Hatcher won the Harlon Hill Trophy, the NCAA Division II Player of the Year award, by the second largest vote margin in the 17-year history of the award. Hatcher won the award after throwing for 4,076 yards and 55 touchdowns, against just 10 interceptions, while completing 367 of 508 passes. Hatcher led Division II in passing efficiency during the regular season and directed VSU to its first Division II post-season appearance.

TDECU STADIUM



**BERT F. WINSTON BAND COMPLEX**  
A 39,089-square foot building on the east end of TDECU Stadium housing the Spirit of Houston Band Recital Halls and classroom spaces, Coach Bill Yeoman Hall and the UH Athletics Ticket Office.

**COACH BILL YEOMAN HALL**  
A 2,000-square foot tribute area to University of Houston history located on the northeast corner of TDECU Stadium. Serves as a gameday club for ticket holders in section 129 and north side loge boxes.

**DORIS NANTZ PRESS BOX**  
The Doris Nantz Press Box contains seats for 70 working media along with a press dining area and a wired photographer work room.

**FIELD SURFACE**  
The synthetic surface installed at TDECU Stadium is the S5-M manufactured by UBU. S5-M, a Speed Series product, is a slit-film turf blade with a sand/rubber combination for infill. It is the same surface installed at the Houston Football practice facility. The turf is designed to host a multitude of events, including but not limited to, high school football games, band practice, specific UH intramural events, etc.

**LEGENDS PLAZA**  
A plaza area recognizing the proud tradition of Houston Football at the northeast corner of TDECU Stadium.

**LOCKER ROOM (HOME)**  
State-of-the-art 5,000-square foot home locker room located at the southeast corner of TDECU Stadium. Views exclusive to the club area give those fans an opportunity to watch team members travel from the locker room to the field level.

**LOCKER ROOM (VISITOR)**  
Located at the west end of the stadium with a field entrance in the northwest corner of TDECU Stadium. Multi-functional locker room can be split and serve two separate teams simultaneously.

**ORIENTATION OF STADIUM**  
East-to-west giving fans and television audiences a spectacular view of the downtown Houston skyline while also keeping in line with the University's grid system and creating more efficient parking. Sun and shade studies were also conducted to improve the best level of comfort for Houston fans and not affect student-athletes.

**PARTY PATIOS**  
Four (4) open-air lower bowl party decks with 24 armchairs (20 inches wide). Both the east and west lower bowl end zones contain a party deck with two located on the north lower bowl sideline.

**PREMIUM SEATING**  
Consists of 5,000 of the 40,000 seats in the TDECU Stadium.

**Club Area** - The stylish club area is the ultimate Houston Football experience. With 12,400 square feet of multi-purpose club area overlooking the field of play, fans with access to the club area enjoy upscale food and drinks while receiving first-class hospitality on game days. The climate-controlled area also feature high-definition televisions and private restrooms. The area is also available to host special events, meetings and classes.

**Suites** - Spanning from end zone to end zone on the south side of TDECU Stadium with a view of downtown Houston, 26 premium suites each containing 12 outside padded arm chairs, four inside bar stools and entertainment area. Houston fans enjoy comfort and style in these 325-square foot suites with individual upscale service and amenities.

**Loge Boxes** - 42 loge boxes each containing four seats and high-definition monitors located throughout the stadium.

**Club Seats** - 766 armchair style padded club seats that are 22 inches wide and located in the lower bowl of TDECU Stadium.

**Additional Premium Seating** - 2,778 armchair seats that are 20 inches wide and 1,210 benches with backs with the majority located in the lower bowl of TDECU Stadium.

**SUITE DECKS**  
Two (2) open-air party suites located on the suite level positioned at each end (east and west end) of the suites. Each open-air suite contains 60 padded armchairs (21 inches wide).

**TICKET OFFICE**  
The University of Houston Athletics Ticket Office is located on the northeast corner of TDECU Stadium facing Cullen Blvd. The facility has eight exterior ticket-selling windows along with two interior windows in the ticket office lobby in close proximity to the stadium parking garage.

**VIDEO BOARD**  
State-of-the-art HD-video board located on the west end of TDECU Stadium. Sized at 2,584 square feet (38 feet high, 68 feet wide), the board was designed by Panasonic using Nichia technology.

**WIFI**  
Boingo Wireless, the leading DAS and Wi-Fi provider that serves consumers, carriers and advertisers worldwide, is TDECU Stadium's wireless network partner.

QUICK FACTS

First Game	Aug. 29, 2014 vs. UTSA
Playing Surface	Synthetic Turf
Groundbreaking	Feb. 8, 2013
Naming Rights Announcement	July 8, 2014
Capacity	40,000
Suites	26
Loge Boxes	42
Architects	Page and DLR Group
Construction Company	Manhattan
Construction Cost	\$125 million
Record at TDECU Stadium	28-6 (.824)
Largest Win	47-0 vs. Grambling (9/6/14)

Address: 3874 HOLMAN • HOUSTON, TX • 77004



## GAME 6: HOUSTON VS. CINCINNATI

No.	Player	Pos.	Ht.	Wt.	Yr.	Hometown (Previous School)
1	Bryson Smith*	WR	6-0	190	So.	Tyler, Texas (John Tyler HS)
1	Eyabi Anoma	LB	6-5	250	So.	Baltimore, Md. (Alabama)
2	Keith Corbin***	WR	6-1	197	Sr.	Beaumont, Texas (West Brook HS)
2	Deontay Anderson*	S	6-2	217	Jr.	Houston, Texas (Ole Miss)
3	Clayton Tune*	QB	6-3	215	So.	Carrollton, Texas (Hebron HS)
3	Grant Stuard**	S	6-1	210	Jr.	Conroe, Texas (Oak Ridge HS)
4	D'Eriq King***	QB	5-11	195	Sr.	Manvel, Texas (Manvel HS)
4	Leroy Godfrey***	DL	6-3	240	Sr.	Missouri City, Texas (Elkins HS)
5	Marquez Stevenson*	WR	6-0	190	Jr.	Shreveport, La. (Northwood HS)
5	Aymiel Fleming***	DL	6-3	295	Sr.	La Marque, Texas (La Marque HS)
6	Logan Holgorsen	QB	6-0	185	Fr.	Houston, Texas (University HS)
6	Damarion Williams	CB	5-11	170	Jr.	Atlanta, Ga. (Highland CC)
8	Chandler Smith*	RB	5-8	195	Jr.	Spring, Texas (Oak Ridge HS)
8	Jordan Carmouche*	LB	6-2	255	Jr.	Manvel, Texas (Navarro JC)
9	Courtney Lark***	WR	6-2	200	Sr.	Bellaire, Texas (Bellaire HS)
10	Bryson Jackson	WR	6-0	185	R-Fr.	Humble, Texas (TCU)
10	Colin Samuel	CB	6-2	200	Gr.	Long Beach, Calif. (UCLA)
12	KeAndre Street	WR	6-3	200	Fr.	Tyler, Texas (John Tyler HS)
12	David Anenih**	DL	6-3	237	Jr.	Arlington, Texas (Mansfield Timberview HS)
13	Jeremy Singleton*	WR	6-0	185	So.	New Orleans, La. (Brother Martin HS)
13	Marcus Jones	CB	5-8	175	Jr.	Enterprise, Ala. (Troy)
14	Ike Ogbogu	QB	6-1	205	So.	San Jose, Calif. (Bellarmine College Prep)
14	Ronald Nunnery	S	6-2	205	Fr.	Pearland, Texas (Shadow Creek HS)
15	Zamar Kirven*	LB	6-3	205	So.	Mart, Texas (Mart HS)
16	Ka'Darian Smith***	CB	6-1	186	Sr.	Spring, Texas (Spring HS)
17	Terry Mark***	WR	6-1	195	Sr.	Lufkin, Texas (Lufkin HS)
17	Hasaan Hypolite	S	5-11	205	R-Fr.	Fresno, Texas (Colorado)
18	Kelvin Clemmons	CB	6-1	195	Jr.	Tampa, Fla. (Minnesota)
19	Javian Smith**	CB	6-3	193	Jr.	Richmond, Texas (Bush HS)
19	Julon Williams	WR	5-11	203	R-Fr.	Converse, Texas (Judson HS)
21	Patrick Carr**	RB	5-10	205	Sr.	The Woodlands, Texas (Colorado)
21	Gleson Sprewell*	S	6-2	195	Jr.	Surprise, Ariz. (Mesa CC)
22	Kyle Porter	RB	5-9	210	Jr.	Katy, Texas (Texas)
22	Deondre Dansby	CB	5-8	170	Fr.	Dallas, Texas (South Oak Cliff HS)
23	James Fullbright III	RB	5-6	200	Fr.	Waco, Texas (Midway HS)
23	Willie Smith III*	DL	6-1	245	So.	Spring, Texas (Spring HS)
24	Donavan Mutin*	LB	6-0	222	So.	Spring, Texas (Klein Collins HS)
25	D.J. Small	CB	5-10	185	So.	Dickinson, Texas (Dickinson HS)
26	Ja'Kori Morgan	WR	6-2	204	R-Fr.	Houston, Texas (Clear Lake HS)
26	Elijah Gooden**	LB	6-1	230	Jr.	Boling, Texas (Boling HS)
27	Henry Thomas	WR	5-11	175	R-Fr.	Missouri City, Texas (FB Marshall HS)
27	Amaud Willis-Dalton	S	6-1	215	So.	Cypress, Texas (Cypress Ranch HS)
28	Thabo Mwaniki	S	5-11	185	Jr.	Denton, Texas (Oklahoma State)
29	Darius Gilbert**	S	6-3	200	Sr.	Springhill, La. (North Webster HS)
30	Alexander Duke	DL	6-2	245	So.	Bellaire, Texas (Bellaire HS)
31	Derek Parish*	DL	6-2	245	So.	Pearland, Texas (Pearland HS)
32	Gervarrius Owens	S	6-0	200	So.	Moore, Okla. (NE Oklahoma A&M)
33	Garrison Vaughn	S	6-2	198	R-Fr.	Belton, Texas (Belton HS)
34	Mulbah Car***	RB	6-0	215	Sr.	Austin, Texas (John H. Reagan HS)
34	Dylan Dixon	CB	5-6	155	Fr.	Houston, Texas (St. Thomas HS)
35	Johnathan Phenix	CB	6-0	184	R-Fr.	McGregor, Texas (McGregor HS)
36	Bryce Washington	WR	6-1	194	Jr.	Marietta, Ga. (Mesa CC)
36	Jordan Moore	S	5-11	192	R-Fr.	Yoakum, Texas (Texas A&M)
37	Terrell Brown	RB	6-0	185	Fr.	Harvey, La. (Helen Cox HS)
38	Dane Roy***	P	6-7	240	Sr.	Bunyip, Australia (St. Paul's ASG)
39	Shaun Lewis*	CB	6-0	190	So.	Houston, Texas (Westfield HS)
39	Andrew Segovia	WR	5-10	185	Jr.	New Caney, Texas (New Caney HS)
40	Kelan Walker	RB	5-11	214	R-Fr.	DeSoto, Texas (DeSoto HS)
40	Brody Anderson	DB	5-10	200	R-Fr.	Katy, Texas (Stephen F. Austin)
41	Osby Mitchell III	WR	5-10	180	So.	Pearland, Texas (Dawson HS)
41	Torey Richardson	CB	5-11	176	R-Fr.	Tomball, Texas (Tomball Memorial HS)
42	Terrance Edgeston	LB	6-2	220	Jr.	Falkner, Miss. (NE Mississippi CC)
43	Dekalen Goodson	LB	6-2	226	R-Fr.	Tyler, Texas (John Tyler HS)
44	Anthony Cantu	LS	5-10	220	Sr.	Pasadena, Texas (Navarro CC)
45	Jordan Milburn***	LB	6-1	235	Sr.	Galveston, Texas (Ball HS)
45	Spencer Wells	TE	6-4	233	R-Fr.	Pearland, Texas (Dawson HS)
46	Davis Beal	LS	6-0	205	Fr.	Austin, Texas (Vandergrift HS)
46	Melvin Larkins	LB	6-3	231	R-Fr.	Houston, Texas (St. Thomas HS)
47	Taures Payne	DL	6-4	260	Jr.	Hoover, Ala. (NW Mississippi CC)
47	Dalton Witherspoon*	K	5-9	170	Jr.	Moore, Okla. (NE Oklahoma A&M)
48	Bo Alexander*	TE	6-4	285	Sr.	Orlando, Fla. (Arizona Western)

## GAME NOTES

No.	Player	Pos.	Ht.	Wt.	Yr.	Hometown (Previous School)
49	Ryan Hanson	P	6-2	200	Fr.	Taylor, Texas (Taylor HS)
50	Hakeem Ajjolaiya	DL	6-2	315	Fr.	Katy, Texas (Tompkins HS)
51	Kyle Ramsey	K	6-3	160	Fr.	Missouri City, Texas (Ridge Point HS)
52	Braylon Jones***	OL	6-4	315	Sr.	Tyler, Texas (John Tyler HS)
52	Ken Savannah	LB	5-11	212	Fr.	Stafford, Texas (Stafford HS)
56	Dixie Wooten III	OL	6-3	310	So.	Houston, Texas (Lamar HS)
59	Jacob Daulong	LB	6-1	205	So.	Spring, Texas (Klein Collins HS)
60	Kordell Snyder	OL	6-6	295	Jr.	Frisco, Texas (Frisco HS)
62	Jarrid Williams***	OL	6-7	305	Sr.	Cedar Hill, Texas (Cedar Hill HS)
64	Dennis Bardwell*	OL	6-7	305	Jr.	Huffman, Texas (Hargrave HS)
65	Gio Pancotti	OL	6-6	310	Jr.	Houston, Texas (Texas Tech)
67	Cam'Ron Johnson	OL	6-4	291	Fr.	Houston, Texas (Shadow Creek HS)
70	Jordan Boatman	OL	6-6	325	So.	The Woodlands, Texas (College Park HS)
71	Max Banes	OL	6-5	301	R-Fr.	Houston, Texas (St. Thomas HS)
72	Justin Murphy	OL	6-6	291	Gr.	Belton, Texas (UCLA)
73	Kameron Lewis	OL	6-4	268	R-Fr.	Spring, Texas (Klein Collins HS)
74	Josh Jones***	OL	6-7	310	Sr.	Richmond, Texas (George Bush HS)
75	Jack Freeman	OL	6-3	278	R-Fr.	Midlothian, Texas (Heritage HS)
76	Patrick Paul	OL	6-7	330	Fr.	Houston, Texas (Jersey Village HS)
77	Keenan Murphy*	OL	6-3	298	Jr.	Crosby, Texas (Crosby HS)
79	Chayse Todd	OL	6-2	270	Fr.	Crosby, Texas (Crosby HS)
80	Noah Jones	DL	6-4	270	So.	Lancaster, Texas (Lancaster HS)
81	Tre'von Bradley*	WR	6-1	195	So.	Cleburne, Texas (Cleburne HS)
83	Peyton Sawyer	WR	5-11	173	R-Fr.	League City, Texas (Clear Spring HS)
84	Cole McGowan	WR	6-0	190	Jr.	Magnolia, Texas (Magnolia HS)
85	Christian Trahan*	TE	6-3	235	So.	Sulphur, La. (Sulphur HS)
86	Quavan Beckford	WR	5-9	160	So.	Miami, Fla. (Riverside City College)
88	Shane Creamer	TE	6-3	230	So.	Del Rio, Texas (Del Rio HS)
89	Parker Eichenberger*	TE	6-3	225	So.	Katy, Texas (Katy HS)
90	Olivier Charles-Pierre	DL	6-2	345	Jr.	Laval, Quebec (New Mexico Military Institute)
92	Logan Hall*	DL	6-6	241	So.	Belton, Texas (Belton HS)
93	Atlas Bell	DL	6-3	250	Jr.	New Orleans, La. (Iowa Western CC)
94	Isaiah Chambers*	DL	6-5	265	Jr.	Houston, Texas (TCU)
95	Jamykal Neal	DL	6-3	315	So.	Charlotte, N.C. (Hutchinson CC)
96	Nelson Caesar	DL	6-3	220	Fr.	Missouri City, Texas (Ridge Point HS)
97	Nick Wildberger**	LS	6-2	240	Sr.	San Antonio, Texas (Blinn JC)
98	Payton Turner**	DL	6-6	288	Jr.	Houston, Texas (Westside HS)
99	Blake Young*	DL	6-2	285	Sr.	Los Angeles, Calif. (Cerritos College)

### PRONUNCIATION GUIDE

Hakeem AJJOLAIYA	Ah-jij-o-laya	THABO MWANIKI	Taw-bo Mwah-nee-kee
DEONTAY Anderson	Dee-on-tay	TIMON Nolan	Tee-moan
David ANENIH	uh-Ninny	Ronald NUNNERY	Nun-er-y
TRE'VON Bradley	Tray-Von	Ike OGBOGU	Oh-bog-you
MULBAH Car	Mull-Buh	Gio PANCOTTO	Pan-cah-tee
Jordan CARMOUCHE	Car-Mooch	Johnathan PHENIX	Phoenix
OLIVER Charles-Pierre	O-liv-ee-ay	Andrew SEGOVIA	Seg-o-via
Jacob DAULONG	Dow-long	JAVIAN Smith	Jay-vee-N
Terrance EDGESTON	Edge-s-ton	KA'DARIAN Smith	Kuh-Dare-en
Parker EICHENBERGER	Ike-In-Burger	GLESON Sprewell	Glee-son
AYMIEL Fleming	Uh-meal	MARQUEZ Stevenson	Mar-quez
TARIQ Freeny	Tuh-Reke	Grant STUARD	Stew-urd
DEKALEN Goodson	Duh-Kalen	Christian TRAYHAN	Tray-han
D'ERIQ King	Dee-Eric	KELAN Walker	Ke-lin
ZAMAR KIRVEN	Zuh-mar Curve-n	Nick WILDBERGER	Wild-berger
KAMERON Lewis	Cameron	JARRID Williams	Jared
Osby Mitchell III	Os-be	JULON Williams	Juu-lon
JA'KORI Morgan	Ja-Corey	Dalton WITHERSPOON	Wither-spoon
Donavan MUTIN	mutan (mutant)		

\* Indicates number of letters earned at Houston

No.	Player	Pos.	Ht.	Wt.	Yr.	Hometown (Previous School)
50	Hakeem Ajijolaiya	DL	6-2	315	Fr.	Katy, Texas (Tompkins HS)
48	Bo Alexander*	TE	6-4	285	Sr.	Orlando, Fla. (Arizona Western)
40	Brody Anderson	DB	5-10	200	R-Fr.	Katy, Texas (Stephen F. Austin)
2	Deontay Anderson*	S	6-2	217	Jr.	Houston, Texas (Ole Miss)
12	David Anenih**	DL	6-3	237	Jr.	Arlington, Texas (Mansfield Timberview HS)
1	Eyabi Anoma	DL	6-5	250	So.	Baltimore, Md. (Alabama)
71	Max Banes	OL	6-5	301	R-Fr.	Houston, Texas (St. Thomas HS)
64	Dennis Bardwell*	OL	6-7	305	Jr.	Huffman, Texas (Hargrave HS)
46	Davis Beal	LS	6-0	205	Fr.	Austin, Texas (Vandergrift HS)
86	Quavon Beckford	WR	5-9	160	So.	Miami, Fla. (Riverside City College)
93	Atlas Bell	DL	6-3	250	Jr.	New Orleans, La. (Iowa Western CC)
70	Jordan Boatman	OL	6-6	325	So.	The Woodlands, Texas (College Park HS)
81	Tre'von Bradley*	WR	6-1	195	So.	Cleburne, Texas (Cleburne HS)
37	Terrell Brown	RB	6-0	185	Fr.	Harvey, La. (Helen Cox HS)
96	Nelson Caesar	DL	6-3	220	Fr.	Missouri City, Texas (Ridge Point HS)
44	Anthony Cantu	LS	5-10	220	Sr.	Pasadena, Texas (Navarro CC)
34	Mulbah Car***	RB	6-0	215	Sr.	Austin, Texas (John H. Reagan HS)
8	Jordan Carmouche*	LB	6-2	255	Jr.	Manvel, Texas (Navarro JC)
21	Patrick Carr**	RB	5-10	205	Sr.	The Woodlands, Texas (Colorado)
94	Isaiah Chambers*	DL	6-5	265	Jr.	Houston, Texas (TCU)
90	Olivier Charles-Pierre	DL	6-2	345	Jr.	Laval, Quebec (New Mexico Military Institute)
18	Kelvin Clemmons	CB	6-1	195	Jr.	Tampa, Fla. (Minnesota)
2	Keith Corbin***	WR	6-1	197	Sr.	Beaumont, Texas (West Brook HS)
88	Shane Creamer	TE	6-3	230	So.	Del Rio, Texas (Del Rio HS)
22	Deondre Dansby	CB	5-8	170	Fr.	Dallas, Texas (South Oak Cliff HS)
59	Jacob Daulong	LB	6-1	205	So.	Spring, Texas (Klein Collins HS)
34	Dylan Dixon	CB	5-6	155	Fr.	Houston, Texas (St. Thomas HS)
30	Alexander Duke	DL	6-2	245	So.	Bellaire, Texas (Bellaire HS)
42	Terrance Edgeston	LB	6-2	220	Jr.	Falkner, Miss. (NE Mississippi CC)
89	Parker Eichenberger*	TE	6-3	225	So.	Katy, Texas (Katy HS)
5	Aymiel Fleming***	DL	6-3	295	Sr.	La Marque, Texas (La Marque HS)
75	Jack Freeman	OL	6-3	278	R-Fr.	Midlothian, Texas (Heritage HS)
23	James Fullbright III	RB	5-6	200	Fr.	Waco, Texas (Midway HS)
29	Darius Gilbert**	S	6-3	200	Sr.	Springhill, La. (North Webster HS)
4	Leroy Godfrey***	DL	6-3	240	Sr.	Missouri City, Texas (Elkins HS)
26	Elijah Gooden**	LB	6-1	230	Jr.	Boling, Texas (Boling HS)
43	Dekalen Goodson	LB	6-2	226	R-Fr.	Tyler, Texas (John Tyler HS)
49	Ryan Hanson	P	6-2	200	Fr.	Taylor, Texas (Taylor HS)
92	Logan Hall*	DL	6-6	241	So.	Belton, Texas (Belton HS)
6	Logan Holgorsen	QB	6-0	185	Fr.	Houston, Texas (University HS)
17	Hasaan Hypolite	S	5-11	205	R-Fr.	Fresno, Texas (Colorado)
10	Bryson Jackson	WR	6-0	185	R-Fr.	Humble, Texas (TCU)
67	Cam'Ron Johnson	OL	6-4	291	Fr.	Houston, Texas (Shadow Creek HS)
52	Braylon Jones***	OL	6-4	315	Sr.	Tyler, Texas (John Tyler HS)
74	Josh Jones***	OL	6-7	310	Sr.	Richmond, Texas (George Bush HS)
13	Marcus Jones	CB	5-8	175	Jr.	Enterprise, Ala. (Troy)
80	Noah Jones	DL	6-4	270	So.	Lancaster, Texas (Lancaster HS)
4	D'Eriq King***	QB	5-11	195	Sr.	Manvel, Texas (Manvel HS)
15	Zamar Kirven*	LB	6-3	205	So.	Mart, Texas (Mart HS)
9	Courtney Lark***	WR	6-2	200	Sr.	Bellaire, Texas (Bellaire HS)
46	Melvin Larkins	LB	6-3	231	R-Fr.	Houston, Texas (St. Thomas HS)
73	Kameron Lewis	OL	6-4	268	R-Fr.	Spring, Texas (Klein Collins HS)
39	Shaun Lewis*	CB	6-0	190	So.	Houston, Texas (Westfield HS)
17	Terry Mark***	WR	6-1	195	Sr.	Lufkin, Texas (Lufkin HS)
84	Cole McGowan	WR	6-0	190	Jr.	Magnolia, Texas (Magnolia HS)
45	Jordan Milburn***	LB	6-1	235	Sr.	Galveston, Texas (Ball HS)
41	Osby Mitchell III	WR	5-10	180	So.	Pearland, Texas (Dawson HS)
36	Jordan Moore	S	5-11	192	R-Fr.	Yoakum, Texas (Texas A&M)
26	Ja'Kori Morgan	WR	6-2	204	R-Fr.	Houston, Texas (Clear Lake HS)
72	Justin Murphy	OL	6-6	291	Gr.	Belton, Texas (UCLA)
77	Keenan Murphy*	OL	6-3	298	Jr.	Crosby, Texas (Crosby HS)
24	Donavan Mutin*	LB	6-0	222	So.	Spring, Texas (Klein Collins HS)
28	Thabo Mwaniki	S	5-11	185	Jr.	Denton, Texas (Oklahoma State)
14	Ronald Nunnery	S	6-2	205	Fr.	Pearland, Texas (Shadow Creek HS)
14	Ike Ogbogu	QB	6-1	205	So.	San Jose, Calif. (Bellarmine College Prep)
32	Gervarius Owens	S	6-0	200	So.	Moore, Okla. (NE Oklahoma A&M)
65	Gio Pancotti	OL	6-6	310	Jr.	Houston, Texas (Texas Tech)
31	Derek Parish*	DL	6-2	245	So.	Pearland, Texas (Pearland HS)
76	Patrick Paul	OL	6-7	330	Fr.	Houston, Texas (Jersey Village HS)
47	Taures Payne	DL	6-4	260	Jr.	Hoover, Ala. (NW Mississippi CC)
35	Johnathan Phenix	CB	6-0	184	R-Fr.	McGregor, Texas (McGregor HS)

No.	Player	Pos.	Ht.	Wt.	Yr.	Hometown (Previous School)
22	Kyle Porter	RB	5-9	210	Jr.	Katy, Texas (Texas)
51	Kyle Ramsey	K	6-3	160	Fr.	Missouri City, Texas (Ridge Point HS)
41	Torey Richardson	CB	5-11	176	R-Fr.	Tomball, Texas (Tomball Memorial HS)
38	Dane Roy***	P	6-7	240	Sr.	Bunyip, Australia (St. Paul's ASG)
10	Colin Samuel	CB	6-2	200	Gr.	Long Beach, Calif. (UCLA)
52	Ken Savannah	LB	5-11	212	Fr.	Stafford, Texas (Stafford HS)
83	Peyton Sawyer	WR	5-11	173	R-Fr.	League City, Texas (Clear Spring HS)
39	Andrew Segovia	WR	5-10	185	Jr.	New Caney, Texas (New Caney HS)
13	Jeremy Singleton*	WR	6-0	185	So.	New Orleans, La. (Brother Martin HS)
25	D.J. Small	CB	5-10	185	So.	Dickinson, Texas (Dickinson HS)
1	Bryson Smith*	WR	6-0	190	So.	Tyler, Texas (John Tyler HS)
8	Chandler Smith*	RB	5-8	195	Jr.	Spring, Texas (Oak Ridge HS)
19	Javian Smith**	CB	6-3	193	Jr.	Richmond, Texas (Bush HS)
16	Ka'Darian Smith***	CB	6-1	186	Sr.	Spring, Texas (Spring HS)
23	Willie Smith III*	DL	6-1	245	So.	Spring, Texas (Spring HS)
60	Kordell Snyder	OL	6-6	295	Jr.	Frisco, Texas (Frisco HS)
21	Gleson Sprewell*	S	6-2	195	Jr.	Surprise, Ariz. (Mesa CC)
5	Marquez Stevenson*	WR	6-0	190	Jr.	Shreveport, La. (Northwood HS)
12	Ke'Andre Street	WR	6-3	200	Fr.	Tyler, Texas (John Tyler HS)
3	Grant Stuard**	S	6-1	210	Jr.	Conroe, Texas (Oak Ridge HS)
27	Henry Thomas	WR	5-11	175	R-Fr.	Missouri City, Texas (FB Marshall HS)
79	Chayse Todd	OL	6-2	270	Fr.	Crosby, Texas (Crosby HS)
85	Christian Trahan*	TE	6-3	235	So.	Sulphur, La. (Sulphur HS)
3	Clayton Tune*	QB	6-3	215	So.	Carrollton, Texas (Hebron HS)
98	Payton Turner**	DL	6-6	288	Jr.	Houston, Texas (Westside HS)
33	Garrison Vaughn	S	6-2	198	R-Fr.	Belton, Texas (Belton HS)
40	Kelan Walker	RB	5-11	214	R-Fr.	DeSoto, Texas (DeSoto HS)
36	Bryce Washington	WR	6-1	194	Jr.	Marietta, Ga. (Mesa CC)
45	Spencer Wells	TE	6-4	233	R-Fr.	Pearland, Texas (Dawson HS)
97	Nick Wildberger**	LS	6-2	240	Sr.	San Antonio, Texas (Blinn JC)
6	Damarion Williams	CB	5-11	170	Jr.	Atlanta, Ga. (Highland CC)
62	Jarrid Williams***	OL	6-7	305	Sr.	Cedar Hill, Texas (Cedar Hill HS)
19	Julon Williams	WR	5-11	203	R-Fr.	Converse, Texas (Judson HS)
27	Amaud Willis-Dalton	S	6-1	215	So.	Cypress, Texas (Cypress Ranch HS)
47	Dalton Witherspoon*	K	5-9	170	Jr.	Moore, Okla. (NE Oklahoma A&M)
56	Dixie Wooten III	OL	6-3	310	So.	Houston, Texas (Lamar HS)
99	Blake Young*	DL	6-2	285	Sr.	Los Angeles, Calif. (Cerritos College)

COACHING STAFF

Dana Holgorsen	Head Coach
Marquel Blackwell	Co-Offensive Coordinator/QBs
Brandon Jones	Co-Offensive Coordinator/OL
Joe Cauthen	Defensive Coordinator/LBs
Doug Belk	Co-Defensive Coordinator/Safeties
Tyron Carrier	Assistant Head Coach/Receivers
Blake Gideon	Special Teams Coordinator/Nickels
Shannon Dawson	Tight Ends
Brian Early	Defensive Line
Zac Etheridge	Cornerbacks
Justin Johnson	Running Backs

\* Indicates number of letters earned at Houston



# DEPTH CHART (PROJECTED/BASED ON PREVIOUS GAME)

## OFFENSE

<b>WR (X)</b>	13	Jeremy Singleton (6-0, 185, So.)	
	81	Tre'von Bradley (6-1, 195, So.)	
<b>WR (H)</b>	5	Marquez Stevenson (6-0, 190, Jr.)	
	17	Terry Mark (6-1, 195, Sr.)	
<b>LT</b>	74	Josh Jones (6-7, 310, Sr.)	
	56	Dixie Wooten III (6-3, 310, So.)	
<b>LG</b>	65	Gio Pancotti (6-6, 310, Jr.)	
	77	Keenan Murphy (6-3, 298, Jr.)	
<b>C</b>	75	Jack Freeman (6-3, 278, RS-Fr.)	
	77	Keenan Murphy (6-3, 298, Jr.)	
<b>RG</b>	72	Justin Murphy (6-6, 291, Gr.)	
	64	Dennis Bardwell (6-7, 305, Jr.)	
<b>RT</b>	62	Jarrid Williams (6-7, 305, Sr.)	
	70	Jordan Boatman (6-6, 325, So.)	
<b>WR (Y)</b>	9	Courtney Lark (6-2, 200, Sr.)	<b>OR</b>
	26	Jakori Morgan (6-2, 204, RS-Fr.)	
<b>WR (Z)</b>	1	Bryson Smith (6-0, 190, So.)	
	84	Cole McGowan (6-0, 190, Jr.)	
<b>TE (F)</b>	85	Christian Trahan (6-3, 235, So.)	
	88	Shane Creamer (6-3, 230, So.)	
<b>QB</b>	3	Clayton Tune (6-3, 215, So.)	
	6	Logan Holgorsen (6-0, 185, Fr.)	
<b>RB</b>	21	Patrick Carr (5-10, 205, Sr.)	
	22	Kyle Porter (5-9, 210, Jr.)	
	8	Chandler Smith (5-8, 195, Jr.)	
	34	Mulbah Car (6-0, 215, Sr.)	

## DEFENSE

<b>BANDIT</b>	98	Payton Turner (6-6, 288, Jr.)	
	30	Alexander Duke (6-2, 245, So.)	
<b>DT</b>	99	Blake Young (6-2, 285, Sr.)	
	93	Atlas Bell (6-3, 250, Jr.)	
<b>NG</b>	5	Aymiel Fleming (6-3, 295, Sr.)	
	90	Olivier Charles-Pierre (6-2, 345, Jr.)	
<b>DE</b>	12	David Anenih (6-2, 237, Jr.)	<b>OR</b>
	31	Derek Parish (6-2, 245, So.)	
	94	Isaiah Chambers (6-5, 265, Jr.)	
<b>WILL</b>	15	Zamar Kirven (6-3, 205, So.)	
	52	Ken Savanah (5-11, 212, Fr.)	
<b>MIKE</b>	24	Donavan Mutin (6-0, 222, So.)	
	45	Jordan Milburn (6-1, 235, Sr.)	
<b>NICKEL</b>	3	Grant Stuard (6-1, 210, Jr.)	
	27	Amaud Willis-Dalton (6-1, 215, So.)	
<b>CB</b>	32	Gervarius Owens (6-0, 200, So.)	<b>OR</b>
	16	Ka'Darian Smith (6-1, 186, Sr.)	
	25	D.J. Small (5-10, 185, Jr.)	
<b>FS</b>	21	Gleson Sprewell (6-2, 195, Jr.)	
	33	Garrison Vaughn (6-2, 198, RS-Fr.)	
<b>BS</b>	2	Deontay Anderson (6-2, 217, Jr.)	
	29	Darius Gilbert (6-3, 200, Sr.)	
<b>CB</b>	6	Damarion Williams (5-11, 170, Jr.)	
	39	Shaun Lewis (6-0, 190, So.)	

## SPECIALISTS

<b>K</b>	47	Dalton Witherspoon (5-9, 170, Jr.)	
	51	Kyle Ramsey (6-3, 160, Fr.)	
<b>P</b>	38	Dane Roy (6-7, 240, Sr.)	
	49	Ryan Hanson (6-2, 200, Fr.)	
<b>KOS</b>	51	Kyle Ramsey (6-3, 160, Fr.)	
	47	Dalton Witherspoon (5-9, 170, Jr.)	
<b>KR</b>	13	Jeremy Singleton (6-0, 185, So.)	
	5	Marquez Stevenson (6-0, 190, Jr.)	
<b>PR</b>	1	Bryson Smith (6-0, 190, So.)	
<b>LS</b>	97	Nick Wildberger (6-2, 240, Sr.)	
	44	Anthony Cantu (5-10, 220, Sr.)	
<b>H</b>	38	Dane Roy (6-7, 240, Sr.)	

CAREER STATS

#2 S DEONTAY ANDERSON

YEAR	GP-GS	UT	AT	TOTAL	TFL	SACKS	INT	FF	FR	PBU
2018	13-13	44	28	72	4.0-6	0-0	1	1	-	6
2019	5-5	14	3	17	0.0-0	0-0	0	1	-	4
Career	17-17	55	31	86	4.0-6	0-0	1	2	-	10

#12 DL DAVID ANENIH

YEAR	GP-GS	UT	AT	TOTAL	TFL	SACKS	INT	FF	FR	PBU
2017	9-0	5	1	6	2-12	2-12	-	-	-	-
2018	13-0	13	7	20	6.5-36	4-28	-	1	-	1
2019	5-3	9	7	16	5.5-27	4.5-23	-	1	-	2
Career	26-3	27	13	40	13.5-65	10.5-63	-	2	-	3

#93 DL ATLIAS BELL

YEAR	GP-GS	UT	AT	TOTAL	TFL	SACKS	INT	FF	FR	PBU
2019	3-0	2	1	3	-	-	-	-	-	-
Career	3-0	2	1	3	-	-	-	-	-	-

#81 WR TRE'VON BRADLEY

YEAR	GP-GS	REC	YDS	AVG	TD	LONG
2018	13-0	3	59	19.7	-	26
2019	5-0	3	31	10.3	-	22
Career	18-0	6	90	15.0	-	26

#34 RB MULBAH CAR

YEAR	GP-GS	RUSH	AVG	TD	LG	REC	AVG	TD	LG
2016	9-0	49-206	4.2	2	38	4	37	-	18
2017	10-0	80-388	4.8	3	46	6	31	-	12
2018	11-0	66-325	4.9	2	25	1	12	-	12
2019	2-0	15-107	7.1	1	21	-	-	-	-
Career	32-0	210-1026	4.9	8	46	11	80	-	18

#8 LB JORDAN CARMOUCHE

YEAR	GP-GS	UT	AT	TOTAL	TFL	SACKS	INT	FF	FR	PBU
2018	9-0	6	6	12	-	-	-	-	-	1
2019	2-0	1	4	5	-	-	-	-	-	-
Career	11-0	7	10	17	-	-	-	-	-	1

#21 RB PATRICK CARR

YEAR	GP-GS	RUSH	AVG	TD	LG	REC	AVG	TD	LG
2016									
2017	3-0	8-26	3.3	-	7	1	4.0	-	4
2018	13-11	152-868	5.7	5	39	2	0.0	-	1
2019	3-1	42-279	6.6	3	68	4	7.2	-	12
Career	19-12	202-1173	5.8	8	68	7	4.7	-	12

#94 DL ISAIAH CHAMBERS

YEAR	GP-GS	UT	AT	TOTAL	TFL	SACKS	INT	FF	FR	PBU
2017										
2018	5-0	7	3	10	6.0-30	4.5-24	-	-	-	1
2019	4-0	2	1	3	1.0-4	1.0-4	-	-	-	-
Career	9-0	9	4	13	7.0-34	5.5-28	-	-	-	1

#90 OLIVIER CHARLES-PIERRE

YEAR	GP-GS	UT	AT	TOTAL	TFL	SACKS	INT	FF	FR	PBU
2019	5-0	-	-	-	-	-	-	-	-	-
Career	5-0	-	-	-	-	-	-	-	-	-

#2 WR KEITH CORBIN

YEAR	GP-GS	REC	YDS	AVG	TD	LONG
2016	7-2	6	68	11.3	-	32
2017	11-5	10	164	16.4	-	49
2018	12-10	40	691	17.3	10	51
2019	4-2	11	192	17.5	2	37
Career	34-19	67	1115	16.6	12	51

#88 SHANE CREAMER

YEAR	GP-GS	REC	YDS	AVG	TD	LONG
2018	3-0	-	-	-	-	-
2019	5-0	2	4	2.0	-	5
Career	8-0	2	4	2.0	-	5

#30 ALEXANDER DUKE

Year	GP-GS	UT	AT	Total	TFL	Sacks	INT	FF	FR	PBU
2019	5-0	1	1	2	-	-	-	-	-	-
Career	5-0	1	1	2	-	-	-	-	-	-

#42 LB TERRANCE EDGESTON

Year	GP-GS	UT	AT	Total	TFL	Sacks	INT	FF	FR	PBU
2019	3-3	5	5	10	2.0-3	-	-	-	-	-
Career	3-3	5	5	10	2.0-3	-	-	-	-	-

#89 TE PARKER EICHENBERGER

YEAR	GP-GS	REC	YDS	AVG	TD	LONG
2018	13-0	2	4	0.3	2	2
2019	5-0	-	-	-	-	-
Career	18-0	2	4	0.3	2	2

#5 DL AYMIEL FLEMING

YEAR	GP-GS	UT	AT	TOTAL	TFL	SACKS	INT	FF	FR	PBU
2016	8-0	5	1	6	1.0-3	1-3	-	-	-	-
2017	11-0	3	4	7	-	-	-	-	-	1
2018	13-6	11	10	21	1.0-3	-	-	1	-	-
2019	5-5	5	4	9	1.5-2	-	-	-	-	-
Career	37-11	24	19	43	3.5-8	1-3	-	1	-	1

#29 S DARIUS GILBERT

YEAR	GP-GS	UT	AT	TOTAL	TFL	SACKS	INT	FF	FR	PBU
2016	5-0	-	-	-	-	-	-	-	-	-
2017	6-0	4	-	4	-	-	-	-	-	-
2018	13-0	4	3	7	-	-	-	-	-	-
2019	4-0	-	1	1	-	-	-	-	-	-
Career	28-0	8	4	12	-	-	-	-	-	-

#4 LB LEROY GODFREY

YEAR	GP-GS	UT	AT	TOTAL	TFL	SACKS	INT	FF	FR	PBU
2016	5-0	1	2	3	0.5-0	-	-	-	-	-
2017	12-6	20	13	33	8.5-28	2-17	-	-	1-0	-
2018	13-13	20	22	42	5.5-12	-	-	-	-	2
2019	1-0	2	0	2	1.0-2	-	-	-	-	-
Career	31-19	43	37	80	15.5-42	2-17	-	-	1-0	2

#26 LB ELIJAH GOLDEN

YEAR	GP-GS	UT	AT	TOTAL	TFL	SACKS	INT	FF	FR	PBU
2017	10-0	2	2	4	-	-	-	-	-	-
2018	13-0	10	4	14	1.5-12	1-9	-	2	-	-
2019	2-0	1	-	1	-	-	-	-	-	-
Career	25-0	13	6	19	1.5-12	1-9	-	2	-	-

#92 DL LOGAN HALL

YEAR	GP-GS	UT	AT	TOTAL	TFL	SACKS	INT	FF	FR	PBU
2018	13-1	9	5	14	3-7	-	-	1	-	-
2019	5-0	2	-	2	-	-	-	-	-	-
Career	18-1	11	5	16	3-7	-	-	1	-	-

#6 LOGAN HOLGORSEN

YEAR	GP-GS	C-A	PCT	YDS	AVG/G	TD	INT	LG	RUSH	YDS	AVG	TD	LG
2019	2-0	1-1	100.0	5	2.5	0	0	5	-	-	-	-	-
Career	2-0	1-1	100.0	5	2.5	0	0	5	-	-	-	-	-

#4 QB D'ERIQ KING

YEAR	GP-GS	C-A	PCT	YDS	AVG/G	TD	INT	LG	RUSH	YDS	AVG	TD	LG
2016	10-4	2-3	66.7	20	20.0	1	-	15	15	56	2.7	-	27
2017	10-7	90-139	64.7	1,260	126.0	7	2	75	72	379	5.3	8	46
2018	11-11	219-345	63.5	2,982	271.1	36	6	79	111	674	6.1	14	64
2019	4-4	58-110	52.7	663	165.8	6	2	75	55	312	5.7	6	35
Career	35-26	369-597	61.8	4,925	140.7	50	10	79	253	1,421	5.6	28	64

YEAR	GP-GS	REC	YDS	AVG	TD	LONG
2016	10-4	29	228	7.9	1	48
2017	10-7	29	264	9.1	2	26
2018	11-11	1	12	1.1	-	12
2019	4-4	-	-	-	-	-
Career	35-26	59	504	8.5	3	48

#15 LB ZAMAR KIRVEN

YEAR	GP-GS	UT	AT	TOTAL	TFL	SACKS	INT	FF	FR	PBU
2018	8-0	4	2	6	-	-	-	-	-	-
2019	3-2	10	7	17	2.0-5	-	-	-	1	1
Career	11-2	14	9	23	2.0-5	-	-	-	1	1

#9 WR COURTNEY LARK

YEAR	GP-GS	REC	YDS	AVG	TD	LONG
2016	4-0	3	26	8.7	-	12
2017	7-4	13	235	18.1	2	39
2018	8-8	32	509	15.9	5	65
2019	5-0	1	12	12.0	1	12
Career	22-12	49	782	15.6	8	65

#39 CB SHAUN LEWIS

YEAR	GP-GS	UT	AT	TOTAL	TFL	SACKS	INT	FF	FR	PBU
2018	13-0	1	3	4	-	-	-	-	-	-
2019	4-0	7	5	12	-	-	1-0	-	-	2
Career	16-0	8	8	16	-	-	1-0	-	-	2

#17 WR TERRY MARK

YEAR	GP-GS	REC	YDS	AVG	TD	LONG
2016	9-0	3	8	2.7	-	4
2017	12-0	-	-	-	-	-
2018	13-1	11	99	9.0	2	33
2019	5-0	1	0	0.0	0	0
Career	39-1	15	107	7.1	2	33

#84 WR COLE MCGOWAN

YEAR	GP-GS	REC	YDS	AVG	TD	LONG
2018	1-0	-	-	-	-	-
2019	5-0	2	5	2.5	-	8
Career	6-0	2	5	2.5	-	8

#45 LB JORDAN MILBURN

YEAR	GP-GS	UT	AT	TOTAL	TFL	SACKS	INT	FF	FR	PBU
2016	12-0	3	1	4	-	-	-	-	-	-
2017	11-0	1	-	1	-	-	-	-	-	-
2018	13-0	4	2	6	-	-	-	-	-	-
2019	5-0	1	0	1	-	-	-	-	-	-
Career	41-0	9	3	12	-	-	-	-	-	-

#24 LB DONOVAN MUTIN

YEAR	GP-GS	UT	AT	TOTAL	TFL	SACKS	INT	FF	FR	PBU
2018	10-0	2	5	7	-	-	-	-	1	-
2019	5-5	17	7	24	1.5-2	-	-	-	-	-
Career	15-5	19	12	31	1.5-2	-	-	-	1	-

#95 DL JAMYKAL NEAL

YEAR	GP-GS	UT	AT	TOTAL	TFL	SACKS	INT	FF	FR	PBU
2019	5-0	1	-	1	-	-	-	-	-	-
Career	5-0	1	-	1	-	-	-	-	-	-

#32 GERVARRIUS OWENS

YEAR	GP-GS	UT	AT	TOTAL	TFL	SACKS	INT	FF	FR	PBU
2019	5-4	9	5	14	-	-	-	-	-	3
Career	5-4	9	5	14	-	-	-	-	-	3

#31 DL DEREK PARISH

YEAR	GP-GS	UT	AT	TOTAL	TFL	SACKS	INT	FF	FR	PBU
2018	13-0	11	10	21	2.0-8	1.5-6	-	-	-	-
2019	5-0	11	8	19	3.0-12	1.0-6	-	1	1	-
Career	18-0	22	18	40	5.0-20	2.5-12	-	1	1	-

#47 TAURES PAYNE

YEAR	GP-GS	UT	AT	TOTAL	TFL	SACKS	INT	FF	FR	PBU
2019	3-0	1	0	1	1.0-5	-	-	-	-	-
Career	3-0	1	0	1	1.0-5	-	-	-	-	-

#22 KYLE PORTER

YEAR	GP-GS	RUSH	AVG	TD	LG	REC	YDS	TD	LG
2019	4-4	47	273	2	30	4	41	1	23
Career	4-4	47	273	2	30	4	41	1	23

#41 S TOREY RICHARDSON

YEAR	GP-GS	UT	AT	TOTAL	TFL	SACKS	INT	FF	FR	PBU
2019	2-0	1	0	1	-	-	-	-	-	-
Career	2-0	1	0	1	-	-	-	-	-	-

#38 DANE ROY

YEAR	GP-GS	NO.	YARDS	LONG	AVG	I20	50+
2016	13-0	59	2397	53	40.6	20	6
2017	12-0	58	2423	59	41.8	25	8
2018	13-0	60	2523	59	42.1	22	5
2019	5-0	21	964	69	45.9	12	7
Career	43-0	198	8,307	69	42.0	79	26

#13 WR JEREMY SINGLETON

YEAR	GP-GS	REC	YDS	AVG	TD	LONG
2018	13-2	19	285	15.0	2	52
2019	5-3	8	71	8.9	0	14
Career	18-5	27	347	13.3	2	52

#25 CB D.J. SMALL

YEAR	GP-GS	UT	AT	TOTAL	TFL	SACKS	INT	FF	FR	PBU
2017	1-0	-	-	-	-	-	-	-	-	-
2018	6-0	1	1	2	-	-	-	-	-	1
2019	5-0	3	-	3	-	-	-	-	-	-
Career	12-0	4	1	5	-	-	-	-	-	1

#1 WR BRYSON SMITH

YEAR	GP-GS	C-A	PCT	YDS	AVG/G	TD	INT	LG	RUSH	YDS	AVG	TD	LG
2018	12-3	2-5	.400	25	2.1	1	1	25	19	74	2.6	0	33
2019	5-5	-	-	-	-	-	-	-	-	-	-	-	-
Career	17-8	2-5	.400	25	2.1	1	1	25	19	74	2.6	0	33

YEAR	GP-GS	REC	YDS	AVG	TD	LONG
2018	12-3	30	285	23.8	4	30
2019	5-5	5	41	8.2	-	14
Career	17-8	34	323	20.2	4	30

#8 RB CHANDLER SMITH

YEAR	GP-GS	RUSH	AVG	TD	LG	REC	AVG	TD	LG
2018	8-0	30-139	4.6	2	19	1	6	-	6
2019	5-0	17-105	6.2	0	34	2	0	-	1
Career	13-0	47-244	5.2	2	34	3	6	-	6

#19 CB JAVIAN SMITH

YEAR	GP-GS	UT	AT	TOTAL	TFL	SACKS	INT	FF	FR	PBU
2016	11-0	3	-	3	-	-	-	-	-	1
2017	-	-	-	-	-	-	-	-	-	-
2018	9-0	2	2	4	-	-	-	-	-	-
Career	20-0	5	2	7	-	-	-	-	-	-

#16 CB KA'DARIAN SMITH

YEAR	GP-GS	UT	AT	TOTAL	TFL	SACKS	INT	FF	FR	PBU
2016	5-0	2	0	2	-	-	-	-	-	-
2017	10-4	4	1	5	-	-	-	-	-	-
2018	11-0	3	3	6	-	-	-	-	-	-
2019	5-1	7	2	9	-	-	-	-	-	-
Career	31-5	16	6	22	-	-	-	-	-	-

#23 DL WILLIE SMITH III

YEAR	GP-GS	UT	AT	TOTAL	TFL	SACKS	INT	FF	FR	PBU
2018	7-0	5	4	9	-	-	-	-	-	-
Career	7-0	5	4	9	-	-	-	-	-	-

#21 GLESON SPREWELL

YEAR	GP-GS	UT	AT	TOTAL	TFL	SACKS	INT	FF	FR	PBU
2018	13-9	51	30	81	2.5-7	-	3-71	-	1	9
2019	4-2	16	6	22	-	-	1-0	-	-	1
Career	17-11	67	36	103	2.5-7	-	4-71	-	1	10

#5 WR MARQUEZ STEVENSON

YEAR	GP-GS	REC	YDS	AVG	TD	LONG
2016	2-0	-	36	18.0	-	36
2017	-	-	-	-	-	-
2018	13-13	75	1,019	13.6	9	79
2019	5-5	24	298	12.4	3	75
Career	20-18	92	1,289	67.8	12	79

#3 S GRANT STUARD

YEAR	GP-GS	UT	AT	TOTAL	TFL	SACKS	INT	FF	FR	PBU
2017	7-0	-	2	2	-	-	-	-	-	-
2018	13-1	18	12	30	2.5-14	-	-	-	-	-
2019	5-5	34	10	44	4.0-20	1.0-10	-	-	-	-
Career	25-6	52	24	76	6.5-34	1.0-10	-	-	-	-

#85 TE CHRISTIAN TRAHAN

YEAR	GP-GS	REC	YDS	AVG	TD	LONG
2018	9-0	1	13	13.0	-	13
2019	5-4	7	64	9.1	-	17
Career	14-4	8	77	9.6	-	17

#3 QB CLAYTON TUNE

YEAR	GP-GS	C-A	PCT	YDS	AVG/G	TD	INT	LG	RUSH	YDS	AVG	TD	LG
2018	5-2	59-117	50.4	795	159.0	8	2	40	41	56	0.7	1	21
2019	1-1	16-20	80.0	124	124.0	1	0	32	9	100	11.1	0	55
Career	6-3	75-137	54.7	919	153.2	9	2	40	50	156	3.1	1	55

#98 DL PAYTON TURNER

YEAR	GP-GS	UT	AT	TOTAL	TFL	SACKS	INT	FF	FR	PBU
2017	11-0	10	4	14	2-6	1.0-2	1-0	-	-	-
2018	11-11	21	21	42	4.5-7	-	-	-	-	4
2019	5-5	12	3	15	6.0-26	2.5-14	-	-	-	-
Career	27-6	43	28	71	12.5-39	3.5-16	1-0	-	-	4

#33 S GARRISON VAUGHN

YEAR	GP-GS	UT	AT	TOTAL	TFL	SACKS	INT	FF	FR	PBU
2019	5-1	7	1	8	-	-	-	-	-	1
<b>Career</b>	<b>5-1</b>	<b>7</b>	<b>1</b>	<b>8</b>	<b>-</b>	<b>-</b>	<b>-</b>	<b>-</b>	<b>-</b>	<b>1</b>

#40 RB KELAN WALKER

YEAR	GP-GS	RUSH	AVG	TD	LG	REC	AVG	TD	LG
2018	2-0	12-112	9.3	1	72	-	-	-	-
2019	5-0	7-30	4.8	-	9	-	-	-	-
<b>Career</b>	<b>7-0</b>	<b>19-142</b>	<b>4.3</b>	<b>1</b>	<b>72</b>	<b>-</b>	<b>-</b>	<b>-</b>	<b>-</b>

#6 DAMARION WILLIAMS

YEAR	GP-GS	UT	AT	TOTAL	TFL	SACKS	INT	FF	FR	PBU
2019	5-5	17	7	24	1.5-2	-	0	-	1	3
<b>Career</b>	<b>5-5</b>	<b>17</b>	<b>7</b>	<b>24</b>	<b>1.5-2</b>	<b>-</b>	<b>0</b>	<b>-</b>	<b>1</b>	<b>3</b>

#27 S AMAUD WILLIS-DALTON

YEAR	GP-GS	UT	AT	TOTAL	TFL	SACKS	INT	FF	FR	PBU
2018	5-0	1	0	1	-	-	-	-	-	-
2019	5-0	4	2	6	-	-	-	-	-	-
<b>Career</b>	<b>10-0</b>	<b>5</b>	<b>2</b>	<b>7</b>	<b>-</b>	<b>-</b>	<b>-</b>	<b>-</b>	<b>-</b>	<b>-</b>

#47 DALTON WITHERSPOON

YEAR	GP-GS	FGM-FGA	PCT	BLK	LONG	PAT	PCT
2018	13-0	7-9	77.8	0	44	72-72	1.000
2019	5-0	7-10	70.0	0	46	20-20	1.000
<b>Career</b>	<b>18-0</b>	<b>14-19</b>	<b>73.7</b>	<b>0</b>	<b>46</b>	<b>92-92</b>	<b>1.000</b>

#99 DL BLAKE YOUNG

YEAR	GP-GS	UT	AT	TOTAL	TFL	SACKS	INT	FF	FR	PBU
2017	1-0	-	1	1	-	-	-	-	-	-
2018	10-0	7	7	14	2.0-9	1-7	-	-	-	-
2019	5-5	5	4	9	2.0-3	-	-	-	-	-
<b>Career</b>	<b>15-4</b>	<b>12</b>	<b>12</b>	<b>24</b>	<b>4.0-12</b>	<b>1-7</b>	<b>-</b>	<b>-</b>	<b>-</b>	<b>-</b>



THE LAST TIME ...

INDIVIDUAL

- Rushed for 100 yards**  
UH: 139, Patrick Carr; 100, Clayton Tune at North Texas, 9/28/19  
Opp.: 113, Darius Bradwell, Tulane, 9/19/19
- Rushed for 200 yards**  
UH: 210, Charles Sims vs. North Texas, 10/6/12  
Opp.: 210, Ryquell Armstead, Temple, 11/10/18
- Passed for 300 yards**  
UH: 322, D'Erig King vs. Temple, 11/10/18  
Opp.: 353, Mason Fine, North Texas, 9/28/19
- Passed for 400 yards**  
UH: 419, D'Erig King vs. USF, 10/27/18  
Opp.: 605, Alan Bowman, Texas Tech, 9/15/18
- Passed for 500 yards or more**  
UH: 580, David Piland vs. Louisiana Tech, 9/8/12  
Opp.: 605, Alan Bowman, Texas Tech, 9/15/18
- Had 100 yards receiving**  
UH: 117, Bryson Smith vs. Temple, 11/10/18  
Opp.: 120, Michael Lawrence, North Texas, 9/28/19
- Had 200 yards receiving**  
UH: 235, Linell Bonner at Memphis, 11/25/16
- Returned a punt for a touchdown**  
UH: Bryson Smith at North Texas, 9/28/19 (60 yards)  
Opp.: Dez Bryant, Oklahoma State, 9/12/09 (82 yards)
- Returned a kickoff for a touchdown**  
UH: Marquez Stevenson at North Texas, 9/28/19 (82 yards)  
Opp.: Tony Pollard, Memphis, 10/19/17 (82 yards)
- Returned an interception for a touchdown**  
UH: Nick Watkins at Navy, 10/20/18 (50 yards)  
Opp.: Jaron Bryant, Fresno State, 12/24/17 (44 yards)
- Returned a fumble for a touchdown**  
UH: Gleson Sprewell at SMU, 11/3/18 (24 yards)  
Opp.: Petera Wilson, Tulsa, 10/14/17 (3 yards)
- Returned a blocked field goal for a TD**  
UH: Alexander Myres vs. Fresno State, 12/24/17 (94 yards)  
Opp.: Alex Lyons, Rice, 9/21/13 (62 yards)
- Returned a missed field goal for a TD**  
UH: Brandon Wilson vs. Oklahoma, 9/3/16 (100 yards)  
Opp.: Never
- Returned a blocked punt for a touchdown**  
UH: Zack Chatman at Arkansas, 10/12/91 (0 yards)  
Opp.: Kinny Spotwood, Tulsa, 10/1/05 (23 yards)
- Rushed for three touchdowns**  
UH: 3, Patrick Carr at North Texas, 9/28/19  
Opp. 3, Jalen Hurts, Oklahoma, 9/1/19
- Threw three touchdown passes**  
UH: 5, D'Erig King vs. Temple, 11/10/18  
Opp.: 3, Anthony Gordon, Washington State, 9/13/19
- Caught three touchdown passes**  
UH: 3, Bryson Smith vs. Temple, 11/10/18  
Opp.: 3, Antonie Wesley, Texas Tech, 9/15/18
- Kicked three field goals**  
UH: 3, Dalton Witherspoon vs. Prairie View A&M, 9/7/19  
Opp. 4, Nate Walker, Tulsa, 10/4/18
- Had a 70-yard run from scrimmage**  
UH: 72, Kelan Walker vs. Texas Southern, 9/22/18  
Opp.: 84, Justin Stockton, Texas Tech, 9/23/17
- Had a 70-yard pass completion**  
UH: 75, D'Erig King to Marquez Stevenson at Tulane, 9/19/19  
Opp.: 95, Jay Christophe to Bobby Hartzog, Texas Southern, 9/22/18
- Had 50-yard field goal**  
UH: 51, Kyle Bullard vs. UCF, 10/2/14  
Opp: 52, Jake Verity, ECU, 11/4/17

TEAM

- Rushed for 300 yards**  
UH: 304, at Tulane, 9/19/19  
Opp: 354, Oklahoma, 9/1/19
- Rushed for 400 yards**  
UH: 496 vs. Louisville, 9/28/85  
Opp: 409, Mississippi State, 10/9/10
- Had two 100-yard rushers**  
UH: Patrick Carr (139) & Clayton Tune (100), at North Texas, 9/28/19  
Opp: Darrell Henderson (178) & Patrick Taylor (128) Memphis, 11/23/18
- Passed for 300 yards**  
UH: 322 vs. Temple, 11/10/18  
UH: 332, Oklahoma, 9/1/19
- Passed for 400 yards**  
UH: 419 vs. USF, 10/27/18  
Opp.: 440, Washington State, 9/13/19
- Passed for 500 yards**  
UH: 580 vs. Louisiana Tech, 9/8/12  
Opp: 605, Texas Tech, 9/15/18
- Gained 500 yards of total offense**  
UH: 533 at Tulane, 9/19/19  
Opp.: 511, Tulane, 9/19/19
- Gained 600 yards of total offense**  
UH: 682 vs. USF, 10/27/18  
TTU: 686, Oklahoma, 9/1/19
- Recorded 30 first downs**  
UH: 31 vs. Temple, 11/10/18  
Opp: 30, Oklahoma, 9/1/19
- Scored 50 points**  
UH: 57 vs. USF, 10/27/18  
Opp.: 70, Army West Point, 12/22/18
- Scored a safety**  
UH: at Arizona, 9/9/17  
Opp.: USF, 10/27/18
- Posted a shutout**  
UH: 42-0 vs. Lamar, 9/10/16  
Opp.: 48-0, Texas, 9/23/00
- Held under 100 yards rushing**  
UH: 41, ECU, 10/4/18  
Opp: 96, North Texas, 9/28/19
- Held opponent under 100 yards passing**  
UH: 49, Washington State, 9/13/19  
Opp: 85, Army West Point, 12/22/18
- Held an opponent under 200 total yards**  
UH: 195 vs. UCF, 10/29/16  
Opp.: 195, Louisville, 11/16/13
- Blocked a punt**  
UH: vs. Prairie View A&M (twice), 9/7/19  
Opp: Temple, 11/10/18
- Blocked a field goal**  
UH: vs. Fresno State, 12/24/17  
Opp: Tulsa, 11/22/14
- Blocked an extra point attempt**  
UH: vs. Rice, 9/21/13  
Opp.: Navy, 10/8/16
- Had no turnovers**  
UH: at North Texas, 9/28/19  
Opp.: North Texas, 9/28/19

UH'S RECORD WHEN...

	2019	Under Holgorsen
Playing at home	1-0	1-0
Playing on the road	1-2	1-2
Playing on a neutral field	0-1	0-1
Playing at night	2-3	2-3
Playing during the day	0-0	0-0
UH scores on first possession	2-1	2-1
Opponent scores on first possession	0-1	0-1
UH scores first	2-2	2-2
Opponent scores first	0-1	0-1
UH leads after 1st quarter	2-1	2-1
Opponent leads after 1st quarter	0-1	0-1
Teams are tied after 1st quarter	0-1	0-1
UH leads at halftime	2-2	2-2
Opponent leads at halftime	0-1	0-1
Teams are tied at halftime	0-0	0-0
UH leads after 3rd quarter	2-1	2-1
Opponent leads after 3rd quarter	0-2	0-2
Teams are tied after 3rd quarter	0-0	0-0
Game goes to overtime	0-0	0-0
UH has more total yards	1-1	1-1
Opponent has more total yards	1-2	1-2
UH has more rushing yards	2-1	2-1
Opponent has more rushing yards	0-2	0-2
UH has more passing yards	0-1	0-1
Opponent has more passing yards	2-2	2-2
UH has more turnovers	0-1	0-1
Opponent has more turnovers	0-1	0-1
Teams have equal turnovers	2-1	2-1
UH has more penalties	0-0	0-0
Opponent has more penalties	2-3	2-3
Teams have equal penalties	0-0	0-0
UH has more time of possession	1-2	1-2
Opponent has more time of possession	1-1	1-1
UH has 100-yard rusher	2-2	2-2
Opponent has 100-yard rusher	0-2	0-2
UH scores at least 20 points	2-3	2-3
Opponent scores at least 20 points	0-3	0-3
UH throws for 300 yards	0-0	0-0
Opponent throws for 300 yards	0-2	0-2
Playing on natural grass	0-1	0-1
Playing on artificial surface	2-2	2-2
UH defense scores	0-0	0-0
Opponent defense scores	0-0	0-0
UH returns KO/Punt for touchdown	1-0	1-0
Opponent returns KO/Punt for TD	0-0	0-0

2019 RESULTS (OVERALL: 2-3   THE AMERICAN: 0-1   HOME: 1-0   AWAY: 1-2   NEUTRAL: 0-1)										
Date	CFP/AP/C	Opponent (Rank)	TV	Site	Result	Attend.	Top Passer	Top Rusher	Top Receiver	Top Tackler
Sept. 1	(NA/NR/RV)	at Oklahoma (NA/4/4)	ABC	Norman, Okla.	L, 31-49	84,534	King (167)	King (103)	Stevenson (80)	Stuard (14)
Sept. 7	(NA/NR/NR)	Prairie View A&M (NA/NR/NR)	ESPN3	Houston	W, 37-17	29,360	King (139)	Porter (139)	Corbin (62)	Stuard (8)
Sept. 13	(NA/NR/NR)	vs. Washington State (NA/20/20)	ESPN	NRG Stadium	L, 24-31	40,523	King (128)	King (94)	Corbin (54)	Sprewell (9)
Sept. 19	(NA/NR/NR)	at Tulane (NA/NR/RV)	ESPN	New Orleans, La.	L, 31-38	21,032	King (229)	King (116)	Stevenson (95)	Anenih, S. Lewis (7)
Sept. 28	(NA/NR/NR)	at North Texas (NA/NR/NR)	Facebook	Denton, Texas	W, 45-26	30,123	Tune (124)	Carr (139)	Stevenson (64)	Stuard (11)
Oct. 12		Cincinnati	ESPN2	Houston						
Oct. 19		at UConn		Storrs, Conn.						
Oct. 24		SMU	ESPN	Houston						
Nov. 2		at UCF		Orlando, Fla.						
Nov. 16		Memphis		Houston						
Nov. 23		at Tulsa		Tulsa, Okla.						
Nov. 30		Navy		Houston						

TEAM STATISTICS

	UH	OPP
SCORING	169	160
Points Per Game	33.8	32.0
FIRST DOWNS	112	114
Rushing	59	50
Passing	40	61
Penalty	13	3
RUSHING YARDAGE	1255	894
Yards gained rushing	1342	1019
Yards lost rushing	87	125
Rushing Attempts	202	170
Average Per Rush	6.2	5.3
Average Per Game	251.0	178.8
TDs Rushing	12	8
PASSING YARDAGE	792	1566
Comp-Att-Int	75-131-2	114-188-2
Average Per Pass	6.1	8.3
Average Per Catch	10.6	13.7
Average Per Game	158.4	313.2
TDs Passing	7	13
TOTAL OFFENSE	2047	2460
Total Plays	333	358
Average Per Play	6.1	6.9
Average Per Game	409.4	492.0
KICK RETURNS: #-YARDS	9-227	15-305
PUNT RETURNS: #-YARDS	6-96	8-80
INT RETURNS: #-YARDS	2-0	2-7
KICK RETURN AVERAGE	25.2	20.3
PUNT RETURN AVERAGE	16.0	10.0
INT RETURN AVERAGE	0.0	3.5
FUMBLES-LOST	6-3	5-3
PENALTIES-YARDS	25-240	47-463
Average Per Game	48.0	92.6
PUNTS-YARDS	11-964	23-904
Average Per Punt	45.9	39.3
Net punt average	42.1	34.3
KICKOFFS-YARDS	31-1851	30-1760
Average Per Kick	59.7	58.7
Net kick average	40.2	37.8
TIME OF POSSESSION/Game	30:22	29:38
3RD-DOWN Conversions	27/64	25/70
3rd-Down Pct	42%	36%
4TH-DOWN Conversions	2/4	8/13
4th-Down Pct	50%	62%
SACKS BY-YARDS	10-57	14-55
MISC YARDS	0	0
TOUCHDOWNS SCORED	21	21
FIELD GOALS-ATTEMPTS	7-10	5-7
ON-SIDE KICKS	0-2	0-0
RED-ZONE SCORES	(18-19) 95%	(14-16) 88%
RED-ZONE TOUCHDOWNS	(13-19) 68%	(12-16) 75%
PAT-ATTEMPTS	(20-20) 100%	19-19 (100%)
ATTENDANCE	29,360	135689
Games/Avg Per Game	1/29360	3/45230
Neutral Site Games		1/40523

SCORE BY QUARTERS

	1st	2nd	3rd	4th	OT	TOTAL
HOUSTON	52	51	24	42	—	1690
Opponents	17	41	54	48	—	160

RUSHING

Name	G	Att	Gain	Loss	Net	Avg	TD	Long	Avg/G
King, D'Eriq	4	55	360	48	312	5.7	6	35	78.0
Carr, Patrick	3	42	287	8	279	6.6	3	68	93.0
Porter, Kyle	4	47	282	9	273	5.8	2	30	68.2
Car, Mulbah	2	15	108	1	107	7.1	1	21	53.5
Smith, Chandler	5	17	107	2	105	6.2	0	34	21.0
Stevenson, Marquez	5	4	63	0	63	15.8	0	34	12.6
Walker, Kelan	5	7	30	0	30	4.3	0	9	6.0
TEAM	3	6	0	14	-14	-2.3	0	0	-4.7
Total	5	202	1342	87	1255	6.2	12	68	251.0
Opponents	5	170	1019	125	894	5.3	8	43	178.8

PASSING

Name	G	Effic	Comp-Att-Int	Pct	Yds	TD	Long	Avg/G
King, D'Eriq	4	117.72	58-110-2	52.7	663	6	75	165.8
Tune, Clayton	1	148.58	16-20-0	80.0	124	1	32	124.0
Holgorsen, Logan	2	142.00	1-1-0	100.0	5	0	5	2.5
Total	5	122.62	751-131-2	57.3	792	7	75	158.4
Opponents	5	151.30	114-188-2	60.6	1566	13	56	313.2

RECEIVING

Name	G	No	Yds	Avg	TD	Long	Avg/G
Stevenson, Marquez	5	24	298	12.4	3	75	59.6
Corbin, Keith	4	11	192	17.5	2	37	48.0
Singleton, Jeremy	5	8	71	8.9	0	18	14.2
Trahan, Christian	5	7	64	9.1	0	17	12.8
Smith, Bryson	5	5	41	8.2	0	14	8.2
Porter, Kyle	4	4	41	10.2	1	23	10.2
Bradley, Tre'veon	5	3	31	10.3	0	22	6.2
McGowan, Cole	5	2	5	2.5	0	8	1.0
Creamer, Shane	5	2	4	2.0	0	5	0.8
Smith, Chandler	5	2	0	0.0	0	1	0.0
Lark, Courtney	5	1	12	12.0	1	12	2.4
Walker, Kelan	5	1	4	4.0	0	4	0.8
Mark, Terry	5	1	0	0.0	0	0	0.0
Total	5	75	792	10.6	7	75	158.4
Opponents	5	114	1566	13.7	13	56	313.2

PUNT RETURNS

Name	No.	Yds	Avg	TD	Long
SMITH, Bryson	5	88	17.6	1	60
CORBIN, Keith	1	8	8.0	0	0
Total	6	96	16.0	1	60
Opponents	8	80	10.0	0	27

KICK RETURNS

Name	No.	Yds	Avg	TD	Long
SINGLETON, Jeremy	3	34	11.3	0	18
STEVENSON, Marquez	3	138	46.0	1	82
SMITH, Bryson	2	42	21.0	0	27
EICHENBERGER, Parker	1	13	13.0	0	13
Total	9	227	25.2	1	82
Opponents	15	305	20.3	0	41

INTERCEPTIONS

Name	No.	Yds	Avg	TD	Long
SPREWELL, Gleson	1	0	0.0	0	0
LEWIS, Shaun	1	0	0.0	0	0
Total	2	0	0.0	0	0
Opponents	2	7	3.5	0	7

FUMBLE RETURNS

Name	No.	Yds	Avg	TD	Long
PARISH, Derek	1	7	7.0	0	7
Total	1	7	7.0	0	7
Opponents	0	0	0.0	0	0

FIELD GOALS BY PLAYER

Name	FGM-FGA	Pct.	1-19	20-29	30-39	40-49	50-99	Lg	Blk
WITHERSPOON, Dalton	7-10	70.0	0-0	4-4	1-2	2-4	0-0	46	0

FIELD GOALS SEQUENCE

	Houston	Opponents
Oklahoma	(34)	49,36
Prairie View A&M	(46),(22),(29)	(23)
Washington State	48,(42)	(22)
Tulane	31,48,(24)	(44)
North Texas	(26)	(41),(46)
Cincinnati	—	—
UConn	—	—
SMU	—	—
UCF	—	—
Memphis	—	—
Tulsa	—	—
Navy	—	—

Numbers in (parentheses) indicate field goal was made

PUNTING

Name	No.	Yds.	Avg.	Long	TB	FC	I20	50+	Blkd
ROY, Dane	21	964	45.9	69	0	3	12	7	0
Total	21	964	45.9	69	0	3	12	7	0
Opponents	23	904	39.3	61	1	5	9	6	2

KICKOFFS

Name	No.	Yds.	Avg.	TB	OB	Ret.	Net	YdLn
RAMSEY, Kyle	22	1333	60.6	11	0	—	—	—
WITHERSPOON, Dalton	9	518	57.6	1	2	—	—	—
Total	31	1851	59.7	12	2	305	40.2	24
Opponents	30	1760	58.7	16	3	227	37.8	27

SCORING

Name	TD	FGs	PAT Kick	PAT Rush	PAT Rcv	PAT Pass	DXP	Saf	Points
WITHERSPOON, Dalton	0	7-10	20-20	0-0	0	0-0	0	0	41
KING, D'Eriq	6	0-0	0-0	0-0	0	0-0	0	0	36
STEVENSON, Marquez	4	0-0	0-0	0-0	1	0-0	0	0	26
CARR, Patrick	3	0-0	0-0	0-0	0	0-0	0	0	18
PORTER, Kyle	3	0-0	0-0	0-0	0	0-0	0	0	18
CORBIN, Keith	2	0-0	0-0	0-0	0	0-0	0	0	12
LARK, Courtney	1	0-0	0-0	0-0	0	0-0	0	0	6
CAR, Mulbah	1	0-0	0-0	0-0	0	0-0	0	0	6
SMITH, Bryson	1	0-0	0-0	0-0	0	0-0	0	0	6
TUNE, Clayton	0	0-0	0-0	0-0	0	1-1	0	0	0
Total	21	7-10	20-20	—	1	1-1	—	—	169
Opponents	21	5-7	19-19	—	—	0-2	—	—	160

ALL-PURPOSE YARDS

Name	G	Rush	Rec	PR	KOR	IR	Tot	Avg/G
STEVENSON, Marquez	5	63	298	0	138	0	499	99.8
PORTER, Kyle	4	273	41	0	0	0	314	78.5
KING, D'Eriq	4	312	0	0	0	0	312	78.0
CARR, Patrick	3	279	29	0	0	0	308	102.7
CORBIN, Keith	4	0	192	8	0	0	200	50.0
SMITH, Bryson	5	0	41	88	42	0	171	34.2
CAR, Mulbah	2	107	0	0	0	0	107	53.5
SINGLETON, Jeremy	5	0	71	0	34	0	105	21.0
SMITH, Chandler	5	105	0	0	0	0	105	21.0
TUNE, Clayton	1	100	0	0	0	0	100	100.0
TRAHAN, Christian	5	0	64	0	0	0	64	12.8
WALKER, Kelan	5	30	4	0	0	0	34	6.8
BRADLEY, Tre'von	5	0	31	0	0	0	31	6.2
EICHENBERGER, Parker	5	0	0	0	13	0	13	2.6
LARK, Courtney	5	0	12	0	0	0	12	2.4
McGOWAN, Cole	5	0	5	0	0	0	5	1.0
CREAMER, Shane	5	0	4	0	0	0	4	0.8
Team	3	-14	0	0	0	0	-14	-4.7
Total	5	1255	792	96	227	0	2370	474.0
Opponents	5	894	1566	80	305	7	2852	570.4

TOTAL OFFENSE

Name	G	Plays	Rush	Pass	Total	Avg/G
KING, D'Eriq	4	165	312	663	975	243.8
CARR, Patrick	3	42	279	0	279	93.0
PORTER, Kyle	4	47	273	0	273	68.2
TUNE, Clayton	1	29	100	124	224	224.0
CAR, Mulbah	2	15	107	0	107	53.5
SMITH, Chandler	5	17	105	0	105	21.0
STEVENSON, Marquez	5	4	63	0	63	12.6
WALKER, Kelan	5	7	30	0	30	6.0
HOLGORSEN, Logan	2	1	0	5	5	2.5
Team	3	6	-14	0	-14	-4.7
Total	5	333	1255	792	2047	409.4
Opponents	5	358	894	1566	2460	492.0

OFFENSIVE GAME-BY-GAME

PASSING (Only QB's Listed)

#3 Clayton Tune	Att	Comp	INT	Pct	Yards	TD	Long	Sack	Yds	Effic
North Texas	20	16	0	80.0	124	1	32	2	5	148.58
Total	20	16	0	80.0	124	1	32	2	5	148.58

#6 Logan Holgorsen	Att	Comp	INT	Pct	Yards	TD	Long	Sack	Yds	Effic
Prairie View A&M	1	1	0	100.0	5	0	5	—	—	142.00
Total	1	1	0	100.0	5	0	5	—	—	142.00

#4 D'Eriq King	Att	Comp	INT	Pct	Yards	TD	Long	Sack	Yds	Effic
Oklahoma	27	14	0	51.9	167	2	30	3	11	128.25
Prairie View A&M	26	15	1	57.7	139	1	21	4	20	107.60
Washington State	24	13	0	54.2	128	1	37	2	10	112.72
Tulane	33	16	1	48.5	229	2	75	3	9	120.72
Total	110	58	2	52.7	663	6	75	12	50	117.72

RUSHING

Player	No-Yds/TD	OU	PV	WSU	TLN	UNT	CIN	UCONN	SMU	UCF	MEM	TLS	NAVY
KING, D'Eriq	55-312/6	15-103/1	6-(-1)/2	17-94/2	17-116/1	—							
CARR, Patrick	42-279/3	—	—	9-77/0	17-63/0	16-139/3							
PORTER, Kyle	47-273/2	14-40/0	19-120/1	9-53/0	5-60-1	—							
CAR, Mulbah	15-107/1	9-76/1	—	—	6-31/0	—							
SMITH, Chandler	17-105/0	3-9/0	10-90/0	—	—	4-6/0							
TUNE, Clayton	9-100/0	—	—	—	—	9-100/0							
STEVENSON, Marquez	4-63/0	1-13/0	—	2-16/0	1-34/0	—							
WALKER, Kelan	7-30/0	—	6-29/0	—	—	1-1/0							
Team	202-1,255/12	42-241/2	42-236/3	39-239/2	46-304/2	33-253/3							

RECEIVING

Player	No-Yds/TD	OU	PV	WSU	TLN	UNT	CIN	UCONN	SMU	UCF	MEM	TLS	NAVY
STEVENSON, Marquez	24-298/3	7-80/1	3-25/0	5-34/1	2-95/1	7-64/0							
CORBIN, Keith	11-192/2	1-28/0	4-62/1	3-54/0	3-48/1	—							
SINGLETON, Jeremy	8-71/0	1-5/0	4-28/0	1-11/0	1-18/0	1-9/0							
TRAHAN, Christian	7-64/0	2-25/0	1-12/0	1-7/0	2-13/0	1-7/0							
SMITH, Bryson	5-41/0	—	1-8/0	2-24/0	1-6/0	1-3/0							
PORTER, Kyle	4-41/1	2-32/1	—	1-(-2)/0	1-11/0	—							
BRADLEY, Tre'von	3-31/0	—	—	—	3-31/0	—							
CARR, Patrick	4-29/0	—	—	—	—	4-29/0							
LARK, Courtney	1-12/1	—	—	—	—	1-12/1							
McGOWAN, Cole	2-5/0	1-(-3)/0	—	—	1-8/0	—							
WALKER, Kelan	1-4/0	—	1-4/0	—	—	—							
CREAMER, Shane	2-4/0	—	1-5/0	—	1-(-1)/0	—							
SMITH, Chandler	2-0/0	—	1-0/0	—	—	1-0/0							
MARK, Terry	1-0/0	—	—	—	1-0/0	—							
Team	75-792/7	14-167/2	16-144/1	13-128/1	16-229/2	16-124/1							



TEAM TOTALS

	Score	1st Downs	Rushing No-Yds-TD	Passing (C-A-I-Yds-TD)	Total Offense (Play-Yds)	Punts No.-Avg.	Fumbles No.-Lost	Penalties No.-Yds	KO Ret. No.-Yds	Punt Ret. No.-Yds	Int. Ret. No.-Yds.	3rd-Down Convrsn.	Time of Poss.
Houston	31	25	42-241-2	14-27-0-167-2	69-408	5-45.6	1-0	6-48	4-61	0-0	0-0	5-13	31:40
at #4/4 Oklahoma	49	30	37-354-4	20-24-0-332-3	61-686	1-41.0	2-2	7-94	2-37	3-26	0-0	5-8	28:20
Prairie View A&M	17	16	34-70-0	15-38-1-248-2	72-318	8-35.9	0-0	11-98	2-28	2-25	1-7	5-17	26:20
Houston	37	20	42-236-3	16-27-1-144-1	69-380	4-45.0	1-1	5-60	0-0	2-21	0-0	5-13	33:40
Houston	24	22	39-239-2	13-24-0-128-1	63-367	3-48.0	2-2	8-77	1-15	0-0	1-0	6-12	27:54
vs. Washington State	31	25	19-49-1	36-48-1-440-3	67-489	4-37.5	0-0	11-132	4-82	0-0	0-0	3-10	32:06
Houston	31	28	46-304-2	16-33-1-229-2	79-533	4-45.2	1-0	3-25	1-26	2-12	0-0	7-15	31:36
at Tulane	38	23	50-325-2	7-20-0-186-3	70-511	5-41.6	1-1	12-82	4-87	2-14	1-0	4-13	28:24
Houston	46	17	33-235-3	16-20-0-124-1	53-359	5-46.2	1-0	3-30	3-125	2-63	0-0	4-11	27:02
at North Texas	25	20	30-96-1	36-58-0-360-2	88-456	5-43.6	2-0	6-57	3-71	1-15	0-0	8-22	32:58
Cincinnati													
Houston													
Houston													
at UConn													
SMU													
Houston													
Houston													
at UCF													
Memphis													
Houston													
Houston													
at Tulsa													
Houston													
Navy													

STARTING LINEUPS

OFFENSE	LT	LG	C	RG	RT	QB	RB	WR	WR	WR	TE
at Oklahoma	J. Jones	Murphy	B. Jones	J. Murphy	Jar. Williams	King	Porter	B. Smith	Corbin	Stevenson	Trahan
Prairie View A&M	J. Jones	Pancotti	B. Jones	D. Bardwell	J. Murphy	King	Porter	B. Smith	Singleton	Stevenson	Trahan
vs. Washington State	J. Jones	Pancotti	B. Jones	J. Murphy	Jar. Williams	King	Porter	B. Smith	Singleton	Stevenson	Corbin
at Tulane	J. Jones	Pancotti	B. Jones	J. Murphy	Jar. Williams	King	Porter	B. Smith	Singleton	Stevenson	Trahan
at North Texas	J. Jones	Pancotti	Freeman	D. Bardwell	Jar. Williams	Tune	Carr	B. Smith	Singleton	Stevenson	Trahan
Cincinnati											
at UConn											
SMU											
at UCF											
Memphis											
at Tulsa											
Navy											

\* Started two running backs | ^ - Started five wide receivers

DEFENSE	BANDIT	DT	NG	DE	WILL	MIKE	NICKEL	CB	FS	BS	CB
at Oklahoma	Turner	Young	Fleming	Parish	Edgeston	Mutin	Stuard	D. Williams	Owens	Anderson	Small
Prairie View A&M	Turner	Young	Fleming	Anenih	Edgeston	Mutin	Stuard	D. Williams	Owens	Anderson	Small
vs. Washington State	Turner	Young	Fleming	Anenih	Edgeston	Mutin	Stuard	D. Williams	G. Sprewell	Anderson	K. Smith
at Tulane	Turner	Young	Fleming	Anenih	Kirven	Mutin	Stuard	D. Williams	G. Sprewell	Anderson	Owens
at North Texas	Turner	Young	Fleming	Parish	Kirven	Mutin	Stuard	D. Williams	Vaughn	Anderson	Owens
Cincinnati											
at UConn											
SMU											
at UCF											
Memphis											
at Tulsa											
Navy											

\* Started five defensive backs | ^ - Started five defensive linemen

3RD-DOWN CONVERSIONS

Date	Opponent	Score	Overall		1st Qtr		2nd Qtr		3rd Qtr		4th Qtr		OT	
Sept. 1	at Oklahoma	L, 31-49	5-13	38.5%	0-3	0.0%	1-3	33.3%	2-3	66.7%	2-5	40.0%	—	—
Sept. 7	Prairie View A&M	W, 37-17	5-13	38.5%	3-4	75.0%	1-3	33.3%	1-4	25.0%	0-2	0.0%	—	—
Sept. 13	vs. Washington State	L, 24-31	6-12	50.0%	1-2	50.0%	4-4	100.0%	0-4	0.0%	0-2	0.0%	—	—
Sept. 19	at Tulane	L, 31-38	7-15	46.7%	3-4	75.0%	2-4	50.0%	0-2	0.0%	2-5	40.0%	—	—
Sept. 28	at North Texas	W, 46-25	4-11	36.4%	2-2	100.0%	0-4	0.0%	1-2	50.0%	1-3	33.3%	—	—
Oct. 12	Cincinnati													
Oct. 19	at UConn													
Oct. 24	SMU													
Nov. 2	at UCF													
Nov. 16	Memphis													
Nov. 23	at Tulsa													
Nov. 30	Navy													

4TH-DOWN CONVERSIONS

Date	Opponent	Score	Overall		1st Qtr		2nd Qtr		3rd Qtr		4th Qtr		OT	
Sept. 1	at Oklahoma	L, 31-49	1-2	50.0%	0-0	—	0-0	—	0-0	—	1-2	50.0%	—	—
Sept. 7	Prairie View A&M	W, 37-17	0-0	—	0-0	—	0-0	—	0-0	—	0-0	—	0-0	—
Sept. 13	vs. Washington State	L, 24-31	0-1	0.0%	0-0	—	0-0	—	0-1	0.0%	0-0	—	—	—
Sept. 19	at Tulane	L, 31-38	1-1	100.0%	0-0	—	0-0	—	0-0	—	1-1	100.0%	—	—
Sept. 28	at North Texas	W, 46-25	0-0	—	0-0	—	0-0	—	0-0	—	0-0	—	—	—
Oct. 12	Cincinnati													
Oct. 19	at UConn													
Oct. 24	SMU													
Nov. 2	at UCF													
Nov. 16	Memphis													
Nov. 23	at Tulsa													
Nov. 30	Navy													

TIME OF POSSESSION

Date	Opponent	Score	Overall		1st Qtr		2nd Qtr		3rd Qtr		4th Qtr	
Sept. 1	at Oklahoma	L, 31-49	31:40		6:12		7:01		7:10		11:17	
Sept. 7	Prairie View A&M	W, 37-17	33:40		9:06		7:36		7:15		8:43	
Sept. 13	vs. Washington State	L, 24-31	27:54		5:15		11:00		8:10		3:29	
Sept. 19	at Tulane	L, 31-38	31:36		9:04		7:55		5:10		9:27	
Sept. 28	at North Texas	W, 46-25	27:02		6:45		4:30		7:31		8:16	
Oct. 12	Cincinnati											
Oct. 19	at UConn											
Oct. 24	SMU											
Nov. 2	at UCF											
Nov. 16	Memphis											
Nov. 23	at Tulsa											
Nov. 30	Navy											

GAME OPENING DRIVES

Opp.	Houston				Opponent			
	Plays	Yds.	TOP	Result	Plays	Yds.	TOP	Result
at Oklahoma	3	0	1:29	Punt	3	61	1:10	Touchdown
Prairie View A&M	9	36	3:32	Field Goal	3	-9	1:33	Punt
vs. Washington State	11	58	5:15	Missed FG	9	26	4:21	Punt
at Tulane	1	75	0:14	Touchdown	3	-4	1:26	Punt
at North Texas	3	85	1:22	Touchdown	9	24	4:40	Punt
Cincinnati								
at UConn								
SMU								
at UCF								
Memphis								
at Tulsa								
Navy								

SECOND HALF OPENING DRIVES

Opp.	Houston				Opponent			
	Plays	Yds.	TOP	Result	Plays	Yds.	TOP	Result
at Oklahoma	3	8	1:48	Punt	5	75	2:22	Touchdown
Prairie View A&M	11	48	4:05	Field Goal	3	-1	0:49	Punt
vs. Washington State	4	9	2:12	Fumble	6	44	2:24	Touchdown
at Tulane	6	39	2:46	Punt	5	59	1:58	Touchdown
at North Texas	8	60	3:41	Touchdown	11	75	4:07	Touchdown
Cincinnati								
at UConn								
SMU								
at UCF								
Memphis								
at Tulsa								
Navy								

DEFENSIVE LEADERS

No.	Name	GP	Solo	Ast	Total	TFL/Yds	Sacks-Yards	Int-Yds	BrUp	QBH	Rcv-Yds	FF	Kick	Saf
3	STUARD, Grant	5	34	10	44	4.0-20	1.0-10	.	.	1	.	.	.	.
6	WILLIAMS, Damarion	5	17	7	24	1.5-2	.	.	3	1	1-0	1	.	.
24	MUTIN, Donovan	5	17	7	24	1.5-2	.	.	.	3	.	.	.	.
28	SPREWELL, Gleson	4	16	7	23	.	.	1-0	.	.	.	.	.	.
31	PARISH, Derek	5	11	8	19	3.0-12	1.0-6	.	.	3	1-7	1	.	.
2A	ANDERSON, Deontay	5	14	3	17	.	.	.	4	.	.	1	.	.
15	KIRVEN, Zamar	3	10	7	17	2.0-5	.	.	1	1	1-0	.	.	.
12	ANENIH, David	5	9	7	16	5.5-27	4.5-23	.	2	3	.	1	.	.
98	TURNER, Payton	5	12	3	15	6.0-26	2.5-14	.	.	2	.	.	.	.
32	OWENS, Gervarius	5	9	5	14	.	.	.	3	.	.	.	.	.
39	LEWIS, Shaun	4	7	5	12	.	.	1-0	1	.	.	.	.	.
42	EDGESTON, Terrance	3	5	5	10	2.0-3	.	.	.	.	.	.	.	.
16	SMITH, Ka'Darian	4	7	2	9	.	.	.	.	.	.	.	.	.
99	YOUNG, Blake	5	5	4	9	2.0-3	.	.	.	.	.	.	.	.
5A	FLEMING, Aymiel	5	5	4	9	1.5-2	.	.	.	.	.	.	.	.
33	VAUGHN, Garrison	5	7	1	8	.	.	.	1	.	.	.	.	.
27	WILLIS-DALTON, Amaud	5	4	2	6	.	.	.	.	.	.	.	.	.
8	CARMOUCHE, Jordan	2	1	4	5	.	.	.	.	.	.	.	.	.
94	CHAMBERS, Isaiah	4	2	1	3	1.0-4	1.0-4	.	.	.	.	.	.	.
25	SMALL, D.J.	5	3	.	3	.	.	.	.	.	.	.	.	.
84	McGOWAN, Cole	5	2	1	3	.	.	.	.	.	.	.	.	.
93	BELL, Atlas	3	2	1	3	.	.	.	.	.	.	.	.	.
30	DUKE, Alexander	5	1	1	2	.	.	.	.	.	.	.	.	.
51	RAMSEY, Kyle	4	1	1	2	.	.	.	.	.	.	.	.	.
4A	GODFREY, Leroy	1	2	.	2	1.0-2	.	.	.	.	.	.	.	.
92	HALL, Logan	5	2	.	2	.	.	.	.	.	.	.	.	.
8A	SMITH, Chandler	5	.	1	1	.	.	.	.	.	.	.	.	.
26	GOODEN, Elijah	2	1	.	1	.	.	.	.	.	.	.	.	.
95	NEAL, Jamykal	5	1	.	1	.	.	.	.	.	.	.	.	.
13	SINGLETON, Jeremy	5	1	.	1	.	.	.	.	.	.	.	.	.
9	LARK, Courtney	5	1	.	1	.	.	.	.	.	.	.	.	.
41	RICHARDSON, Torey	2	1	.	1	.	.	.	.	.	.	.	.	.
4D	PAYNE, Taures	3	1	.	1	1.0-5	.	.	.	.	.	.	.	.
54	FOX, Nathan	2	.	1	1	.	.	.	.	.	.	.	.	.
2F	MORGAN, Ja'Kori	4	.	1	1	.	.	.	.	.	.	.	.	.
45	MILBURN, Jordan	5	1	.	1	.	.	.	.	.	.	.	.	.
29	GILBERT, Darius	4	.	1	1	.	.	.	.	.	.	.	.	.
90	CHARLES-PIERRE, Oliv	5	.	.	.	.	.	.	.	1	.	.	.	.
2	CORBIN, Keith	4	.	.	.	.	.	.	.	.	.	.	2	.
Total		5	212	100	312	32-113	10-57	2-0	15	15	3-7	4	2	.
Opponents		5	191	120	311	32.0-91	14-55	2-7	11	9	3-0	4	.	.

HOUSTON GIVEAWAYS/TAKEAWAYS

Game	Giveaways			Takeaways			Dif.
	Fum	Int	Tot	Fum	Int	Tot	
at Oklahoma	0	0	0	2	0	2	+2
Prairie View A&M	1	1	2	0	1	1	-1
vs. Washington State	2	0	2	0	1	1	-1
at Tulane	0	1	1	1	0	1	—
at North Texas	0	0	0	0	0	0	—
Cincinnati							
at UConn							
SMU							
at UCF							
Memphis							
at Tulsa							
Navy							

OPENING DRIVES — OFFENSE

Game	1st Half	2nd Half
at Oklahoma	Punt	Punt
Prairie View A&M	Field Goal	Field Goal
vs. Washington State	Missed FG	Fumble
at Tulane	Touchdown	Punt
at North Texas	Touchdown	Touchdown
Cincinnati		
at UConn		
SMU		
at UCF		
Memphis		
at Tulsa		
Navy		

OPENING DRIVES — DEFENSE

Game	1st Half	2nd Half
at Oklahoma	Touchdown	Touchdown
Prairie View A&M	Punt	Punt
vs. Washington State	Punt	Touchdown
at Tulane	Punt	Touchdown
at North Texas	Punt	Touchdown
Cincinnati		
at UConn		
SMU		
at UCF		
Memphis		
at Tulsa		
Navy		

UH ON COIN FLIPS

Game	Result	Score
at Oklahoma	Won (Received)	L, 31-49
Prairie View A&M	Won (Received)	W, 31-17
vs. Washington State	Lost (Kicked)	L, 24-31
at Tulane	Won (Received)	L, 31-38
at North Texas	Win (Kicked)	W, 46-25
Cincinnati		
at UConn		
SMU		
at UCF		
Memphis		
at Tulsa		
Navy		

## DEFENSIVE GAME-BY-GAME

### TACKLES

Player	UA-A	OU	PVAMU	WSU	TLN	UNT	CIN	UCONN	SMU	UCF	MEM	TLS	NAVY
STUARD, Grant	34-10	9-5	7-1	4-2	5-0	9-2							
WILLIAMS, Damarion	17-7	1-1	1-1	4-1	3-2	8-2							
MUTIN, Donovan	17-7	4-2	2-1	6-2	4-0	1-2							
SPREWELL, Gleson	16-7	3-1	3-2	7-2	3-2	—							
PARISH, Derek	11-8	2-2	2-1	1-0	2-2	4-3							
ANDERSON, Deontay	14-3	3-2	1-0	3-1	4-0	3-0							
KIRVEN, Zamar	10-7	—	—	5-3	2-1	3-3							
ANENIH, David	9-7	1-1	1-2	2-0	5-3	0-1							
TURNER, Payton	12-3	4-0	3-1	1-0	3-0	1-2							
OWENS, Gervarius	9-5	5-2	1-0	0-1	3-1	0-1							
LEWIS, Shaun	7-5	—	0-3	1-1	6-1	—							
EDGEON, Terrance	5-5	0-3	4-2	1-0	—	—							
FLEMING, Aymiel	5-4	1-0	1-1	0-1	3-1	0-1							
SMITH, Ka'Darian	7-2	3-1	1-0	2-0	—	1-1							
YOUNG, Blake	5-4	0-1	2-2	—	2-1	1-0							
VAUGHN, Garrison	7-1	1-0	0-1	—	—	6-0							
WILLIS-DALTON, Amaud	4-2	—	1-0	1-1	—	2-1							
CARMOUCHE, Jordan	1-4	1-2	0-2	—	—	—							
SMALL, D.J.	3-0	—	—	—	—	3-0							
McGOWAN, Cole	2-1	—	1-0	0-1	1-0	—							
CHAMBERS, Isaiah	2-1	—	2-0	—	—	0-1							
BELL, Atlas	2-1	1-1	—	—	1-0	—							
GODFREY, Leroy	2-0	—	2-0	—	—	—							
DUKE, Alexander	1-1	—	—	1-0	—	0-1							
RAMSEY, Kyle	1-1	—	—	0-1	1-0	—							
HALL, Logan	2-0	—	—	1-0	—	1-0							
MOARGAN, Ja'Kori	0-1	—	—	—	—	0-1							
PAYNE, Taures	1-0	—	1-0	—	—	—							
RICHARDSON, Torey	1-0	—	1-0	—	—	—							
SMITH, Chandler	0-1	—	—	0-1	—	—							
LARK, Courtney	1-0	—	—	1-0	—	—							
SINGLETON, Jeremy	1-0	—	1-0	—	—	—							
GILBERT, Darius	0-1	—	0-1	—	—	—							
MILBURN, Jordan	1-0	—	1-0	—	—	—							
FOX, Nathan	0-1	—	0-1	—	—	—							
NEAL, Jamykal	1-0	—	1-0	—	—	—							
GOODEN, Elijah	1-0	1-0	—	—	—	—							



## DEFENSIVE GAME-BY-GAME

### TACKLES FOR LOSS

Player	UA-A	Total	OU	PVAMU	WSU	TLN	UNT	CIN	UConn	SMU	UCF	MEM	TLS	NAVY
TURNER, Payton	5-2	6.0	2.0-6	1.5-6	—	1.0-4	1.5-10							
ANENIH, David	4-3	5.5	0.5-2	0.5-2	2.0-13	2.5-9	—							
STUARD, Grant	4-0	4.0	—	2.0-4	1.0-4	—	1.0-2							
PARISH, Derek	2-2	3.0	1.0-3	—	—	0.5-3	1.5-7							
KIRVEN, Zamar	1-2	2.0	—	—	0.5-1	—	1.5-4							
EDGESTON, Terrance	2-0	2.0	—	2.0-3	—	—	—							
YOUNG, Blake	1-2	2.0	0.5-1	0.5-1	—	—	1.0-1							
WILLIAMS, Damarion	1-1	1.5	—	0.5-1	—	—	1.0-2							
MUTIN, Donovan	1-1	1.5	1.0-1	—	0.5-1	—	—							
FLEMING, Aymiel	1-1	1.5	—	—	—	1.0-1	0.5-1							
CHAMBERS, Isaiah	1-0	1.0	—	1.0-4	—	—	—							
GODFREY, Leroy	1-0	1.0	—	1.0-2	—	—	—							
PAYNE, Taures	1-0	1.0	—	1.0-5	—	—	—							

### SACKS

Player	UA-A	Total	OU	PVAMU	WSU	TLN	UNT	CIN	UConn	SMU	UCF	MEM	TLS	NAVY
ANENIH, David	4-1	4.5	—	—	2.0-13	2.5-9	—							
TURNER, Payton	2-1	2.5	—	1.0-5	—	1.0-4	0.5-5							
STUARD, Grant	1-0	1.0	—	1.0-10	—	—	—							
PARISH, Derek	1-0	1.0	—	—	—	0.5-3	0.5-5							
CHAMBERS, Isaiah	1-0	1.0	—	1.0-4	—	—	—							

PARTICIPATION GAME-BY-GAME

NO.	NAME	GP/GS	OU	PVAMU	WSU	TLN	UNT	CIN	UCONN	SMU	UCF	MEM	TLS	NAVY
48	ALEXANDER, Bo	5/-	XXX	XXX	XXX	XXX	XXX							
2A	ANDERSON, Deont	5/5	START	START	START	START	START							
12	ANENIH, David	5/3	XXX	START	START	START	XXX							
71	BANES, Max	4/-	...	XXX	XXX	XXX	XXX							
64	BARDWELL, Denni	4/2	...	START	XXX	XXX	START							
86	BECKFORD, Quavo	1/-	...	...	...	XXX	...							
93	BELL, Atlas	3/-	XXX	...	XXX	XXX	...							
70	BOATMAN, Jordan	5/-	XXX	XXX	XXX	XXX	XXX							
81	BRADLEY, Tre'vo	5/-	XXX	XXX	XXX	XXX	XXX							
34	CAR, Mulbah	2/-	XXX	...	...	XXX	...							
8	CARMOUCHE, Jord	2/-	XXX	XXX	...	...	...							
21	CARR, Patrick	3/1	...	...	XXX	XXX	START							
94	CHAMBERS, Isaia	4/-	XXX	XXX	XXX	...	XXX							
90	CHARLES-PIERRE	5/-	XXX	XXX	XXX	XXX	XXX							
2	CORBIN, Keith	4/2	START	XXX	START	XXX	...							
88	CREAMER, Shane	5/-	XXX	XXX	XXX	XXX	XXX							
3D	DIXON, Dylan	1/-	...	...	...	XXX	...							
30	DUKE, Alexander	5/-	XXX	XXX	XXX	XXX	XXX							
42	EDGESTON, Terra	3/3	START	START	START	...	...							
89	EICHENBERGER, P	5/-	XXX	XXX	XXX	XXX	XXX							
5A	FLEMING, Aymiel	5/5	START	START	START	START	START							
54	FOX, Nathan	2/-	XXX	XXX	...	...	...							
75	FREEMAN, Jack	3/1	XXX	XXX	...	...	START							
29	GILBERT, Darius	4/-	...	XXX	XXX	XXX	XXX							
4A	GODFREY, Leroy	1/-	...	XXX	...	...	...							
26	GOODEN, Elijah	2/-	XXX	...	XXX	...	...							
92	HALL, Logan	5/-	XXX	XXX	XXX	XXX	XXX							
6A	HOLGORSEN, Loga	2/-	...	XXX	...	...	XXX							
52	JONES, Braylon	4/4	START	START	START	START	...							
74	JONES, Josh	5/5	START	START	START	START	START							
80	JONES, Noah	2/-	...	...	...	XXX	XXX							
4	KING, D'Eriq	4/4	START	START	START	START	...							
15	KIRVEN, Zamar	3/1	...	...	XXX	XXX	START							
9	LARK, Courtney	5/-	XXX	XXX	XXX	XXX	XXX							
39	LEWIS, Shaun	4/-	...	XXX	XXX	XXX	XXX							
17	MARK, Terry	5/-	XXX	XXX	XXX	XXX	XXX							
84	McGOWAN, Cole	5/-	XXX	XXX	XXX	XXX	XXX							
45	MILBURN, Jordan	5/-	XXX	XXX	XXX	XXX	XXX							
20	MOORE, Jordan	2/-	...	...	...	XXX	XXX							
2F	MORGAN, Ja'Kori	4/-	...	XXX	XXX	XXX	XXX							
72	MURPHY, Justin	4/4	START	START	START	START	...							
77	MURPHY, Keenan	5/2	START	XXX	XXX	START	XXX							
24	MUTIN, Donovan	5/5	START	START	START	START	START							
95	NEAL, Jamykal	5/-	XXX	XXX	XXX	XXX	XXX							
3B	NOLAN, Timon	1/-	...	XXX	...	...	...							
32	OWENS, Gervarri	5/4	START	START	XXX	START	START							
65	PANCOTTI, Gio	5/3	XXX	START	START	XXX	START							
31	PARISH, Derek	5/2	START	XXX	XXX	XXX	START							
4D	PAYNE, Taures	3/-	...	XXX	XXX	...	XXX							
22	PORTER, Kyle	4/4	START	START	START	START	...							
51	RAMSEY, Kyle	4/-	...	XXX	XXX	XXX	XXX							
4E	RICHARDSON, Tor	2/-	...	XXX	XXX	...	...							
38	ROY, Dane	5/-	XXX	XXX	XXX	XXX	XXX							
13	SINGLETON, Jere	5/4	XXX	START	START	START	START							
25	SMALL, D.J.	5/3	START	START	XXX	START	XXX							
1	SMITH, Bryson	5/5	START	START	START	START	START							
8A	SMITH, Chandler	5/-	XXX	XXX	XXX	XXX	XXX							
16	SMITH, Ka.	4/1	XXX	XXX	START	...	XXX							
2B	SPREWELL, Gleso	4/2	XXX	XXX	START	START	...							
5	STEVENSON, Marq	5/5	START	START	START	START	START							
3	STUARD, Grant	5/5	START	START	START	START	START							
85	TRAHAN, Christi	5/4	START	START	XXX	START	START							
3A	TUNE, Clayton	1/1	...	...	...	...	START							
98	TURNER, Payton	5/5	START	START	START	START	START							
3C	VAUGHN, Garriso	5/1	XXX	XXX	XXX	XXX	START							
2E	WALKER, Kelan	5/-	XXX	XXX	XXX	XXX	XXX							
97	WILDBERGER, Nic	4/-	XXX	XXX	XXX	...	XXX							
6	WILLIAMS, Damar	5/5	START	START	START	START	START							
62	WILLIAMS, Jarri	4/4	START	...	START	START	START							
27	WILLIS-DALTON	5/-	XXX	XXX	XXX	XXX	XXX							
47	WITHERSPOON, Da	5/-	XXX	XXX	XXX	XXX	XXX							
56	WOOTEN III, Dix	2/-	...	XXX	...	...	XXX							
99	YOUNG, Blake	5/5	START	START	START	START	START							

**HOUSTON SEASON HIGHS**

Rushes	19	Kyle Porter, vs. Prairie View A&M (Sept. 7, 2019)
Yards Rushing	139	Patrick Carr, at North Texas (Sept. 28, 2019)
TD Rushes	3	Patrick Carr, at North Texas (Sept. 28, 2019)
Long Rush	68	Patrick Carr, at North Texas (Sept. 28, 2019)
Pass attempts	33	D'Eriq King, at Tulane (Sept. 19, 2019)
Pass completions	16	D'Eriq King, at Tulane (Sept. 19, 2019)
		Clayton Tune, at North Texas (Sept. 28, 2019)
Yards Passing	229	D'Eriq King, at Tulane (Sept. 19, 2019)
TD Passes	2	D'Eriq King, at Oklahoma (Sept. 1, 2019)
		D'Eriq King, at Tulane (Sept. 19, 2019)
Long Pass	75	D'Eriq King, at Tulane (Sept. 19, 2019)
Receptions	7	Marquez Stevenson, at Oklahoma (Sept. 1, 2019)
		Marquez Stevenson, at North Texas (Sept. 28, 2019)
Yards Receiving	895	Marquez Stevenson, at Tulane (Sept. 19, 2019)
TD Receptions	1	Marquez Stevenson, at Oklahoma (Sept. 1, 2019)
		Kyle Porter, at Oklahoma (Sept. 1, 2019)
		Keith Corbin, vs. Prairie View A&M (Sept. 7, 2019)
		Marquez Stevenson, vs. Washington State (Sept. 13, 2019)
		Keith Corbin, at Tulane (Sept. 19, 2019)
		Marquez Stevenson, at Tulane (Sept. 19, 2019)
		Courtney Lark, at North Texas (Sept. 28, 2019)
Long Reception	75	Marquez Stevenson, at Tulane (Sept. 19, 2019)
Field Goals	3	Dalton Witherspoon, vs. Prairie View A&M (Sept. 7, 2019)
Long Field Goal	46	Dalton Witherspoon, vs. Prairie View A&M (Sept. 7, 2019)
Punts	5	Dane Roy, at Oklahoma (Sept. 1, 2019)
		Dane Roy, at North Texas (Sept. 28, 2019)
Punting Avg	48.0	Dane Roy, vs. Washington State (Sept. 13, 2019)
Long Punt	69	Dane Roy, at Oklahoma (Sept. 1, 2019)
Punts inside 20	3	Dane Roy, vs Washington State (Sept. 13, 2019)
		Dane Roy, at Tulane (Sept. 19, 2019)
		Dane Roy, at North Texas (Sept. 28, 2019)
Long Punt Return	60	Bryson Smith, at North Texas (Sept. 28, 2019)
Long Kickoff Return	82	Marquez Stevenson, at North Texas (Sept. 28, 2019)
Tackles	14	Grant Stuard, at Oklahoma (Sept. 1, 2019)
Sacks	2.5	David Anenih, at Tulane (Sept. 19, 2019)
Tackles For Loss	2.5	David Anenih, at Tulane (Sept. 19, 2019)
Interceptions	1	Shaun Lewis, vs. Prairie View A&M (Sept. 7, 2019)
		Gleson Sprewell, vs. Washington State (Sept. 13, 2019)

**HOUSTON GAME HIGHS**

Rushes	46	at Tulane (Sept. 19, 2019)
Yards Rushing	304	at Tulane (Sept. 19, 2019)
Yards Per Rush	7.1	at North Texas (Sept. 28, 2019)
TD Rushes	3	vs. Prairie View A&M (Sept. 7, 2019)
		at North Texas (Sept. 28, 2019)
Pass attempts	33	at Tulane (Sept. 19, 2019)
Pass completions	16	vs. Prairie View A&M (Sept. 7, 2019)
		at Tulane (Sept. 19, 2019)
		at North Texas (Sept. 28, 2019)
Yards Passing	229	at Tulane (Sept. 19, 2019)
Yards Per Pass	6.9	at Tulane (Sept. 19, 2019)
TD Passes	2	at Oklahoma (Sept. 1, 2019)
		at Tulane (Sept. 19, 2019)
Total Plays	79	at Tulane (Sept. 19, 2019)
Total Offense	533	at Tulane (Sept. 19, 2019)
Yards Per Play	6.8	at North Texas (Sept. 28, 2019)
Points	46	at North Texas (Sept. 28, 2019)
Sacks By	4	at Tulane (Sept. 19, 2019)
First Downs	28	at Tulane (Sept. 19, 2019)
Penalties	8	vs. Washington State (Sept. 13, 2019)
Penalty Yards	77	vs. Washington State (Sept. 13, 2019)
Turnovers	2	vs. Prairie View A&M (Sept. 7, 2019)
		vs. Washington State (Sept. 13, 2019)
Interceptions By	1	vs. Prairie View A&M (Sept. 7, 2019)
		vs. Washington State (Sept. 13, 2019)
Punts	5	at Oklahoma (Sept. 1, 2019)
		at North Texas (Sept. 28, 2019)
Punting Avg	48.0	vs. Washington State (Sept. 13, 2019)
Long Punt	69	at Oklahoma (Sept. 1, 2019)
Punts inside 20	3	vs. Washington State (Sept. 13, 2019)
		at Tulane (Sept. 19, 2019)
		at North Texas (Sept. 28, 2019)
Long Punt Return	60	at North Texas (Sept. 28, 2019)

**HOUSTON'S LONGEST PLAYS**

Rushing	68	Patrick Carr, at North Texas (Sept. 28, 2019)
Passing	75	D'Eriq King to Marquez Stevenson, at Tulane (Sept. 19, 2019)
Field Goal	46	Dalton Witherspoon, vs. Prairie View A&M (Sept. 7, 2019)
Punt	69	Dane Roy at Oklahoma (Sept. 1, 2019)
Punt Return	60	Bryson Smith, at North Texas (Sept. 28, 2019)
Kickoff Return	8	Marquez Stevenson, at North Texas (Sept. 28, 2019)
Interception Return	0	Shaun Lewis, vs. Prairie View A&M (Sept. 7, 2019)
		Gleson Sprewell, vs. Washington State (Sept. 13, 2019)

**OPPONENT SEASON HIGHS**

Fumble Return	7	Derek Parish at Oklahoma (Sept. 1, 2019)
Rushes	20	Darius Bradwell, at Tulane (Sept. 19, 2019)
Yards Rushing	176	Jalen Hurts, at Oklahoma (Sept. 1, 2019)
TD Rushes	3	Jalen Hurts, at Oklahoma (Sept. 1, 2019)
Long Rush	43	Jalen Hurts, at Oklahoma (Sept. 1, 2019)
Pass attempts	55	Mason Fine, at North Texas (Sept. 28, 2019)
Pass completions	36	Anthony Gordon, vs. Washington State (Sept. 13, 2019)
Yards Passing	440	Anthony Gordon, vs. Washington State (Sept. 13, 2019)
TD Passes	3	Jalen Hurts, at Oklahoma (Sept. 1, 2019)
		Anthony Gordon, vs. Washington State (Sept. 13, 2019)
		Justin McMillan, at Tulane (Sept. 19, 2019)
Long Pass	56	Jalen Hurts, at Oklahoma (Sept. 1, 2019)
Receptions	9	Brandon Arconado, vs. Washington State (Sept. 13, 2019)
		Michael Lawrence, at North Texas (Sept. 28, 2019)
Yards Receiving	120	J.J. McCleskey, at Tulane (Sept. 19, 2019)
		Michael Lawrence at North Texas (Sept. 28, 2019)
TD Receptions	2	J.J. McCleskey, at Tulane (Sept. 19, 2019)
Long Reception	56	Charleston Rambo, at Oklahoma (Sept. 1, 2019)
Field Goals	2	Ethan Mooney, at North Texas (Sept. 28, 2019)
Long Field Goal	46	Ethan Mooney, at North Texas (Sept. 28, 2019)
Punts	5	Ryan Wright, at Tulane (Sept. 19, 2019)
		Alvin Kenworthy, at North Texas (Sept. 28, 2019)
Punting Avg	47.5	Amaury Martinez, vs. Prairie View A&M (Sept. 7, 2019)
Long Punt	61	Ryan Wright, at Tulane (Sept. 19, 2019)
Punts inside 20	4	Alvin Kenworthy, at North Texas (Sept. 28, 2019)
Long Punt Return	27	CeeDee Lamb, at Oklahoma (Sept. 1, 2019)
Long Kickoff Return	41	Amare Jones, at Tulane (Sept. 19, 2019)
Tackles	13	Kenneth Murray, at Oklahoma (Sept. 1, 2019)
Sacks	1.5	Jason Dumas, vs. Prairie View A&M (Sept. 7, 2019)
Tackles For Loss	3.0	Tyreke Davis, at North Texas (Sept. 28, 2019)
Interceptions	1	Logan Jackson, vs Prairie View A&M (Sept.7, 2019)
		Jaylon Monroe, at Tulane (Sept. 19, 2019)

**OPPONENT GAME HIGHS**

Rushes	50	at Tulane (Sept. 19, 2019)
Yards Rushing	354	at Oklahoma (Sept. 1, 2019)
Yards Per Rush	9.6	at Oklahoma (Sept. 1, 2019)
TD Rushes	4	at Oklahoma (Sept. 1, 2019)
Pass attempts	58	at North Texas (Sept. 28, 2019)
Pass completions	36	vs. Washington State (Sept. 13, 2019)
		at North Texas (Sept. 28, 2019)
Yards Passing	440	vs. Washington State (Sept. 13, 2019)
Yards Per Pass	13.8	at Oklahoma (Sept. 1, 2019)
TD Passes	3	at Oklahoma (Sept. 1, 2019)
		vs. Washington State (Sept. 13, 2019)
		at Tulane (Sept. 19, 2019)
Total Plays	88	at North Texas (Sept. 28, 2019)
Total Offense	686	at Oklahoma (Sept. 1, 2019)
Yards Per Play	11.2	at Oklahoma (Sept. 1, 2019)
Points	49	at Oklahoma (Sept. 1, 2019)
Sacks By	4	vs. Prairie View A&M (Sept. 7, 2019)
First Downs	30	at Oklahoma (Sept. 1, 2019)
Penalties	12	at Tulane (Sept. 19, 2019)
Penalty Yards	132	vs. Washington State (Sept. 13, 2019)
Turnovers	2	at Oklahoma (Sept. 1, 2019)
Interceptions By	1	vs. Prairie View A&M (Sept. 7, 2019)
		at Tulane (Sept. 19, 2019)
Punts	8	vs. Prairie View A&M (Sept. 7, 2019)
Punting Avg	43.6	at North Texas (Sept. 28, 2019)
Long Punt	61	at Tulane (Sept. 19, 2019)
Punts inside 20	4	at North Texas (Sept. 28, 2019)
Long Punt Return	27	at Oklahoma (Sept. 1, 2019)

**OPPONENTS' LONGEST PLAYS**

Rushing	41	Tre Siggers, at North Texas (Sept. 28, 2019)
Passing	56	Jalen Hurts to C. Rambo at Oklahoma (Sept. 1, 2019)
Field Goal	46	Ethan Mooney, at North Texas (Sept. 28, 2019)
Punt	61	Ryan Wright, at Tulane (Sept. 19, 2019)
Punt Return	27	CeeDee Lamb at Oklahoma (Sept. 1, 2019)
Kickoff Return	41	Amare Jones, at Tulane (Sept. 19, 2019)
Interception Return	7	Logan Jackson, vs. Prairie View A&M (Sept. 7, 2019)
Fumble Return	0	Drake Cheatum, vs. Prairie View A&M (Sept. 7, 2019)

STRETCHING THE FIELD

20-Yard Plus Plays

Yards	Type	Player	Opponent
82*	KR	STEVENSON, Marquez	North Texas
75*	Pass	STEVENSON, Marquez from KING, D'Eriq	Tulane
68*	Rush	CARR, Patrick	North Texas
60*	PR	SMITH, Bryson	North Texas
55	Rush	TUNE, Clayton	North Texas
38	Rush	TUNE, Clayton	North Texas
37	Pass	CORBIN, Keith from KING, D'Eriq	Washington State
35*	Rush	KING, D'Eriq	Tulane
34	Rush	SMITH, Chandler	Prairie View A&M
34	Rush	STEVENSON, Marquez	Tulane
32	Pass	STEVENSON, Marquez from TUNE, Clayton	North Texas
30	KR	STEVENSON, Marquez	North Texas
30	Rush	PORTER, Kyle	Tulane
30	Pass	STEVENSON, Marquez from KING, D'Eriq	Oklahoma
28*	Pass	CORBIN, Keith from KING, D'Eriq	Tulane
28	Pass	CORBIN, Keith from KING, D'Eriq	Oklahoma
27	KR	SMITH, Bryson	Oklahoma
26	KR	STEVENSON, Marquez	Tulane
25	Rush	KING, D'Eriq	Oklahoma
37	Pass	CORBIN, Keith from KING, D'Eriq	Washington State
24	Rush	PORTER, Kyle	Prairie View A&M
23*	Pass	PORTER, Kyle from KING, D'Eriq	Oklahoma
22	Rush	KING, D'Eriq	Oklahoma
22	Pass	BRADLEY, Tre'von from KING, D'Eriq	Tulane
21	Rush	CAR, Mulbah	Oklahoma
21*	Pass	CORBIN, Keith from KING, D'Eriq	Prairie View A&M
21	Rush	KING, D'Eriq	Washington State
20	Pass	STEVENSON, Marquez from KING, D'Eriq	Prairie View A&M
20	Pass	STEVENSON, Marquez from KING, D'Eriq	Tulane
20*	Rush	PORTER, Kyle	Prairie View A&M
20	Pass	STEVENSON, Marquez from KING, D'Eriq	Oklahoma

\*Touchdown scored

Long Plays by the Numbers

Long Plays by Yards	Number	TD
100+	0	0
90-99	0	0
80-89	1	1
70-79	1	1
60-69	2	2
50-59	1	0
40-49	0	0
30-39	9	1
20-29	17	4

Long Plays by the Type

Long Plays by Yards	Number	TD
Rushing	14	3
Passing	12	4
Punt returns	1	1
Kick returns	4	1
Interceptions	0	0
Fumble returns	0	0
Other	0	0
TOTAL	31	9

20-Yard Plus by Player

Player	No.	TD	Rush	Rec.	KR	PR	IR	FR
STEVENSON, Marquez	10	2	1	6	3	0	0	0
CORBIN, Keith	4	2	0	4	0	0	0	0
PORTER, Kyle	4	2	3	1	0	0	0	0
KING, D'Eriq	4	1	4	0	0	0	0	0
CARR, Patrick	2	1	2	0	0	0	0	0
SMITH, Bryson	2	1	0	0	1	1	0	0
TUNE, Clayton	2	0	2	0	0	0	0	0
BRADLEY, Tre'von	1	0	0	1	0	0	0	0
SMITH, Chandler	1	0	1	0	0	0	0	0
CAR, Mulbah	1	0	1	0	0	0	0	0
TOTAL	31	9	14	12	4	1	0	0

# SCORING DRIVES


## HOUSTON

Qtr.	Opp.	Time	Scoring Play	Conversion	Play-Yards	TOP	Score (UH-Opp)
2	at Oklahoma	4:58	Kyle Porter 23 yd pass from D'Eriq King	Dalton Witherspoon kick	6-81	3:11	7-21
2	at Oklahoma	0:26	Dalton Witherspoon 34 yd field goal		6-28	2:02	10-21
3	at Oklahoma	3:03	Mulbah Car 7 yd run	Dalton Witherspoon kick	12-87	4:39	17-35
4	at Oklahoma	9:11	Marquez Stevenson 4 yd pass from D'Eriq King	Dalton Witherspoon kick	12-75	3:39	24-42
4	at Oklahoma	2:11	D'Eriq King 5 yd run	Dalton Witherspoon kick	7-72	1:50	31-42
1	Prairie View A&M	11:28	Dalton Witherspoon 46 yard field goal		9-36	3:32	3-0
1	Prairie View A&M	9:19	Kyle Porter 20 yd run	Dalton Witherspoon kick	2-28	0:36	10-0
1	Prairie View A&M	2:27	D'Eriq King 1 yd run	Dalton Witherspoon kick	7-65	3:19	17-3
1	Prairie View A&M	0:19	Keith Corbin 21 yard pass from D'Eriq King	Dalton Witherspoon kick	5-40	1:39	24-3
2	Prairie View A&M	10:25	D'Eriq King 18 yd run	Dalton Witherspoon kick	9-53	4:14	31-3
2	Prairie View A&M	6:19	Dalton Witherspoon 22 yd field goal		7-20	3:02	34-3
3	Prairie View A&M	10:06	Dalton Witherspoon 29 yd field goal		11-48	4:05	37-10
2	Washington State	7:33	Marquez Stevenson 13 yd pass from D'Eriq King	Dalton Witherspoon kick	15-82	7:27	7-0
2	Washington State	2:27	D'Eriq King 1-yd run	Dalton Witherspoon kick	7-75	3:09	14-7
4	Washington State	10:45	Dalton Witherspoon 42 yd field goal		6-29	1:51	17-21
4	Washington State	2:21	D'Eriq King 12 yd run	Dalton Witherspoon kick	6-75	1:29	24-31
1	at Tulane	14:46	Marquez Stevenson 75 yd pass from D'Eriq King	Dalton Witherspoon kick	1-75	0:14	7-0
1	at Tulane	3:25	Kyle Porter 1 yd run	Dalton Witherspoon kick	10-75	3:59	14-7
2	at Tulane	14:35	Keith Corbin 28 yd pass from D'Eriq King	Dalton Witherspoon kick	3-75	0:40	21-7
2	at Tulane	13:16	D'Eriq King 35 yd run	Dalton Witherspoon kick	3-35	0:20	28-7
4	at Tulane	0:21	Dalton Witherspoon 24 yd field goal		16-68	5:49	31-31
1	at North Texas	8:58	Patrick Carr 68 yd run	Dalton Witherspoon kick	3-85	1:22	7-0
1	at North Texas	3:27	Courtney Lark 12 yd pass from Clayton Tune	Dalton Witherspoon kick	9-81	4:09	14-0
2	at North Texas	14:35	Dalton Witherspoon 26 field goal		6-41	1:39	17-0
3	at North Texas	11:19	Patrick Carr 2 yd run	Dalton Witherspoon kick	8-60	3:41	24-6
3	at North Texas	6:57	Marquez Stevenson 82 yard kickoff return	Dalton Witherspoon kick			31-12
4	at North Texas	13:35	Bryson Smith 60 yard punt return	Dalton Witherspoon kick			39-18
4	at North Texas	3:01	Patrick Carr 12 yd run	Dalton Witherspoon kick	4-75	2:05	46-25

## OPPONENT

Qtr.	Opp.	Time	Scoring Play	Conversion	Play-Yards	TOP	Score (UH-Opp)
1	at Oklahoma	12:21	Jeremiah Hall 14 yd pass from Jalen Hurts	Calum Sutherland kick	3-61	1:10	0-7
2	at Oklahoma	14:10	Jalen Hurts 1 yd run	Calum Sutherland kick	11-89	5:34	0-14
2	at Oklahoma	8:09	CeeDee Lamb 45 yd pass from Jalen Hurts	Calum Sutherland kick	8-77	4:13	0-21
3	at Oklahoma	12:38	Charleston Rambo 56 yd pass from Jalen Hurts	Calum Sutherland kick	5-75	2:22	10-28
3	at Oklahoma	7:47	Jalen Hurts 3 yd run	Calum Sutherland kick	5-83	2:20	10-35
3	at Oklahoma	0:00	Jalen Hurts 1 yd run	Calum Sutherland kick	6-79	3:03	17-42
4	at Oklahoma	1:17	Rhamondre Stevenson 21 yd run	Calum Sutherland kick	4-42	0:54	31-49
1	Prairie View A&M	5:46	Zach Elder 23 yd field goal		8-59	3:33	10-3
2	Prairie View A&M	0:20	Tristen Wallace 16 yd pass from Tazon Connley	Zach Elder kick	16-85	5:59	34-10
4	Prairie View A&M	2:04	Kristian Mosley 54 yd pass from TJ Starks	Zach Elder kick	6-69	2:48	37-17
1	Washington State	5:36	Winston Easop, Jr. 39 yd pass from Anthony Gordon	Blake Mazza kick	5-72	1:57	7-7
3	Washington State	10:24	Max Borghi 1 yd run	Blake Mazza kick	6-44	2:24	14-14
3	Washington State	7:30	Dezmon Patmon 39 yd pass from Anthony Gordon	Blake Mazza kick	4-91	1:25	21-14
4	Washington State	6:43	Travell Harris 7 yd pass from Anthony Gordon	Blake Mazza kick	8-95	4:02	28-17
4	Washington State	3:50	Blake Mazza 22 yd field goal		6-21	2:44	31-17
1	at Tulane	7:24	Jalen McCleskey 38 yd pass from Justin McMillan	Merek Glover kick	5-48	2:08	7-7
2	at Tulane	10:11	Stephon Huderson 9 yard run	Merek Glover kick	9-75	3:05	28-14
4	at Tulane	12:53	Darmell Mooney 48 yd pass from Justin McMillan	Merek Glover kick	5-59	1:58	28-21
4	at Tulane	14:22	Justin McMillan 15 yd run	Merek Glover kick	10-93	4:19	28-28
4	at Tulane	6:10	Merek Glover 44 yd field goal		10-42	4:42	28-31
4	at Tulane	0:03	Jalen McCleskey 53 yd pass from Justin McMillan	Merek Glover kick	2-71	0:15	31-38
2	at North Texas	11:20	Ethan Mooney 41 yard field goal		9-42	3:15	17-3
2	at North Texas	0:00	Ethan Mooney 46 yard field goal		7-27	0:56	17-6
3	at North Texas	7:12	Tre Siggers 4 yard run	2-point conversion failed	11-75	4:07	24-12
3	at North Texas	4:13	Jyaire Shorter 33 yd pass from Mason Fine	2-point conversion failed	8-75	2:44	31-18
4	at North Texas	5:06	Jason Pirtle 15 yd pass from Mason Fine	Ethan Mooney kick	13-85	3:16	39-25



Sept. 1, 2019 • Gaylord Family - Oklahoma Memorial Stadium (84,534) • Norman, Okla.		
	<b>HOUSTON</b>	<b>31</b>
	<b>#4 OKLAHOMA</b>	<b>49</b>

**NORMAN, Okla.** — University of Houston senior quarterback D'Eriq King threw for 167 yards and two touchdowns and rushed for a team-high 103 yards with a touchdown, but it would not be enough as No. 4 Oklahoma handed the Cougars a 49-31 loss at Gaylord Family-Oklahoma Memorial Stadium.

OU quarterback Jalen Hurts threw for 332 yards and three touchdowns on 20-of-23 passing and rushed for 176 yards and three more scores to lead the Sooners (1-0). Oklahoma jumped out to a 21-0 lead in the game's first 23 minutes and never looked back.

Senior running back Mulbah Car finished with 76 rushing yards on only nine carries and added a 7-yard touchdown run late in the third quarter for the Cougars (0-1). Junior receiver Marquez Stevenson led the Cougars through the air with seven receptions for 80 yards with a 4-yard touchdown catch midway through the final period.

Junior safety Grant Stuard led the Cougar defenders with a career-high 14 tackles, including nine solo stops. Making his Houston debut, safety Gervarrious Owens added seven tackles.

Score by Quarters	1	2	3	4	Score	
Houston	0	10	7	14	—	31 Record: (0-1)
Oklahoma	7	14	21	7	—	49 Record: (1-0)

Scoring Summary:

1st 12:21 OU — Hall, Jeremiah 14 yd pass from Hurts, Jalen (Sutherland, C. kick), 3-61 1:10, OU 7, UH 0  
2nd 14:10 OU — Hurts, Jalen 1 yd run (Sutherland, C. kick), 11-89 5:34, OU 14, UH 0  
8:09 OU — Lamb, CeeDee 45 yd pass from Hurts, Jalen (Sutherland, C. kick), 8-77 4:13, OU 21, UH 0  
4:58 UH — PORTER, Kyle 23 yd pass from KING, D'Eriq (WITHERSPOON, Da. kick), 6-81 3:11, OU 21, UH 7  
0:26 UH — WITHERSPOON, Dalton 34 yd field goal, 6-38 2:02, OU 21, UH 10  
3rd 12:38 OU — Rambo, C. 56 yd pass from Hurts, Jalen (Sutherland, C. kick), 5-75 2:22, OU 28, UH 10  
7:47 OU — Hurts, Jalen 3 yd run (Sutherland, C. kick), 5-83 2:20, OU 35, UH 10  
3:03 UH — CAR, Mulbah 7 yd run (WITHERSPOON, Da kick), 12-87 4:39, OU 35, UH 17  
0:00 OU — Hurts, Jalen 1 yd run (Sutherland, C. kick), 6-79 3:03, OU 42, UH 17  
4th 9:11 UH — STEVENSON, M. 4 yd pass from KING, D'Eriq (WITHERSPOON, Da kick), 12-75 3:39, OU 42, UH 24  
2:11 UH — KING, D. Eriq 5 yd run (WITHERSPOON, Da kick), 7-72 1:50, OU 42, UH 31  
1:17 OU— Stevenson, R. 21 yd run (Sutherland, C. kick), 4-42 0:54, OU 49, UH 31

	UH	OU
FIRST DOWNS	25	30
RUSHES-YARDS (NET)	42-241	37-354
PASSING YDS (NET)	167	332
Passes Att-Comp-Int	14-27-0	20-24-0
TOTAL OFFENSE PLAYS-YARDS	69-408	61-686
Fumble Returns-Yards	1-7	0-0
Punt Returns-Yards	0-0	3-26
Kickoff Returns-Yards	4-61	2-37
Interception Returns-Yards	0-0	0-0
Punts (Number-Avg)	5-228	1-41
Fumbles-Lost	1-0	2-2
Penalties-Yards	6-48	7-94
Possession Time	31:40	28:20
Third-Down Conversions	5-13	5-8
Fourth-Down Conversions	1-2	0-0
Red-Zone Scores-Chances	4-4	5-6
Sacks By: Number-Yards	0-0	3-11

**RUSHING:** Houston — King, D'Eriq 15-103, Car, Mulbah 9-76, Porter, Kyle 14-40, Stevenson, Marquez 1-13, Smith, Chandler 3-11. Oklahoma — Hurts, Jalen 16-176, Sermon, Trey 11-91, Brooks, Kennedy 4-46, Stevenson, R. 6-41.

**PASSING:** Houston — King, D'Eriq 14-27-0-167. Oklahoma — Hurts, Jalen 20-23-0-323; Mordecai, Tanner, 0-1-0-0.

**RECEIVING:** Houston — Stevenson, Marquez 7-80; Porter, Kyle 2-32; Trahan, Christian 2-25; Corbin, Keith 1-28; Singleton, Jeremy 1-5; McGowan, Cole 1-minus-3. Oklahoma — Rambo, C. 3-105; Basquine, Nick 3-31, Hall, Jeremiah 3-25; Lamb, CeeDee 2-46; Haselwood, Jadon, 2-46; Sermon, Trey 2-25; Calcaterra, Grant 2-20; Miller, A.D. 1-15; Willis, Brayden 1-14; Jones, Mykel 1-5.

**INTERCEPTIONS:** Houston — None. Oklahoma — None.

**FUMBLES FORCED:** Houston — Parish, Derek 1-7; Williams, Damarion 1-0. Oklahoma — None.

Sept. 7, 2019 • TDECU Stadium (29,360) • Houston, Texas		
	<b>PRAIRIE VIEW A&amp;M</b>	<b>17</b>
	<b>HOUSTON</b>	<b>37</b>

**HOUSTON** — Paced by a three-touchdown effort from senior quarterback D'Eriq King and a career-high 120 rushing yards from junior running back Kyle Porter, Houston defeated Prairie View A&M, 37-17, in its home opener.

Three different Cougars found the end zone for Houston, including senior wide receiver Keith Corbin, who became the 48th Cougar in program history to rack up 1,000 receiving yards in a career, after pulling down a 21-yard pass from King for Houston's third touchdown of the contest.

Porter recorded his first career 100-yard rushing game and scored the Cougar touchdown of the night with a 20-yard run in the first quarter. King added 139 yards through the air and tossed a 21-yard touchdown to Corbin with 0:19 left in the first quarter. Houston's 24 points in the first quarter were the most scored by the Cougars in one frame since Oct. 4, 2018 against Tulsa (24, fourth quarter). King added two rushing scores, including a 18-yard scramble in the second quarter.

Junior safety Grant Stuard led the Cougars with team-high eight tackles. The Cougars finished with at least one turnover for the 19th straight game with a fourth-quarter interception from Shaun Lewis.

Score by Quarters	1	2	3	4	Score	
Prairie View A&M	3	7	0	7	—	17 Record: (1-1)
Houston	24	10	3	0	—	37 Record: (1-1)

Scoring Summary:

1st 12:21 OU — Hall, Jeremiah 14 yd pass from Hurts, Jalen (Sutherland, C. kick), 3-61 1:10, OU 7, UH 0  
2nd 14:10 OU — Hurts, Jalen 1 yd run (Sutherland, C. kick), 11-89 5:34, OU 14, UH 0  
8:09 OU — Lamb, CeeDee 45 yd pass from Hurts, Jalen (Sutherland, C. kick), 8-77 4:13, OU 21, UH 0  
4:58 UH — PORTER, Kyle 23 yd pass from KING, D'Eriq (WITHERSPOON, Da. kick), 6-81 3:11, OU 21, UH 7  
0:26 UH — WITHERSPOON, Dalton 34 yd field goal, 6-38 2:02, OU 21, UH 10  
3rd 12:38 OU — Rambo, C. 56 yd pass from Hurts, Jalen (Sutherland, C. kick), 5-75 2:22, OU 28, UH 10  
7:47 OU — Hurts, Jalen 3 yd run (Sutherland, C. kick), 5-83 2:20, OU 35, UH 10  
3:03 UH — CAR, Mulbah 7 yd run (WITHERSPOON, Da kick), 12-87 4:39, OU 35, UH 17  
0:00 OU — Hurts, Jalen 1 yd run (Sutherland, C. kick), 6-79 3:03, OU 42, UH 17  
4th 9:11 UH — STEVENSON, M. 4 yd pass from KING, D'Eriq (WITHERSPOON, Da kick), 12-75 3:39, OU 42, UH 24  
2:11 UH — KING, D. Eriq 5 yd run (WITHERSPOON, Da kick), 7-72 1:50, OU 42, UH 31  
1:17 OU— Stevenson, R. 21 yd run (Sutherland, C. kick), 4-42 0:54, OU 49, UH 31

	PVAMU	UH
FIRST DOWNS	16	20
RUSHES-YARDS (NET)	34-70	42-236
PASSING YDS (NET)	248	144
Passes Att-Comp-Int	15-38-1	16-27-1
TOTAL OFFENSE PLAYS-YARDS	72-318	69-380
Fumble Returns-Yards	0-0	0-0
Punt Returns-Yards	2-25	2-21
Kickoff Returns-Yards	2-28	8-478
Interception Returns-Yards	1-7	1-0
Punts (Number-Yards)	8-287	4-180
Fumbles-Lost	0-0	1-1
Penalties-Yards	11-98	5-60
Possession Time	26:20	33:40
Third-Down Conversions	5-17	5-13
Fourth-Down Conversions	1-3	0-0
Red-Zone Scores-Chances	2-2	5-5
Sacks By: Number-Yards	4-20	3-19


**RUSHING:** Houston — Porter, Kyle 19-120; Smith, Chandler 10-90; Walker, Kelan 6-29; King, D'Eriq 6-minus-1; TEAM 1-minus-2. PVAMU — Morton, Jalen 3-23; Tucker; Dawyona 10-17; Starks, TJ 8-17; Connley, Trazon 6-10; Mosley, Kristian 4-7; Broach, Caleb 2-1; TEAM 1-minus-5.

**PASSING:** Houston — King, D'Eriq 15-26-1-139; Holgorsen, Logan 1-1-0-5. PVAMU — Connley, Trazon 9-17-0-129; Morton, Jalen 3-11-0-46; Starks, TJ 3-10-1-73.

**RECEIVING:** Houston — Corbin, Keith 4-62; Singleton, Jeremy 4-28; Stevenson, Marquez 3-25; Trahan, Christian 1-12; Smith, Bryson 1-8; Creamer, Shane 1-5; Walker, Kelan 1-4; Smith, Chandler 1-0. PVAMU — Wallace, Tristen 5-77; Johnson, Chris 2-29; Chriss, Kelejaman 2-17; Mosley, Kristian 1-54; O'Connor, Travis 1-28; Jones, Jordan 1-27; Medrano, Jose 1-9; Mullins, Tony 1-7; Scott, Jared 1-0.

**INTERCEPTIONS:** Houston — Sprewell, Gleson; 1-0. PVAMU — Jackson, Logan; 1-7.

**FUMBLES FORCED:** Houston — None. PVAMU — None.

Sept. 13, 2019 • NRG Stadium (40,523) • AdvoCare Texas Kickoff • Houston, Texas		
	#20 WASHINGTON STATE	31
	HOUSTON	24

**HOUSTON**— Houston senior quarterback D'Eriq King rushed for two touchdowns and threw for another score in a 31-24 loss to No. 20/20 Washington State in the AdvoCare Texas Kickoff inside NRG Stadium. King rushed for 94 yards on 17 carries with a 1-yard touchdown run late in the first half to pull Houston to within a touchdown. The Manvel, Texas, native started the scoring in the game with a 13-yard touchdown pass to junior receiver Marquez Stevenson midway through the second quarter. With his performance, King posted his 14th consecutive game with passing and rushing touchdowns, equaling the FBS record held by Florida's Tim Tebow.

Washington State quarterback Anthony Gordon threw for 440 yards and three touchdowns on 36-of-48 passing. Brandon Arconado led the way with nine receptions for 115 yards, while Eason Winston Jr., Travell Harris and Dezmon Patmon each hauled in touchdown catches.

In a battle of two high-powered offenses, which had scored at least 37 points in each of their first two games, the two teams battled to a scoreless first quarter. Houston started the game's scoring with a 15-play, 82-yard drive that was capped by King's 13-yard touchdown strike on third down to Stevenson with 7:33 left in the first half.

Senior safety Gleson Sprewell picked up an interception to close the first half, his fourth interception of his career. The senior led Houston with nine tackles in his first start of the season, while sophomore linebacker Zamar Kirven tallied a career-high eight stops.

Score by Quarters	1	2	3	4	Score	
Washington State	0	7	14	10	—	31
Houston	0	14	0	10	—	24
						Record: (3-0)
						Record: (1-2)

**Scoring Summary:**

2nd 7:33 UH— Stevenson, Marquez 13 yd pass from King, D'Eriq (Witherspoon kick), 15-82, 7:27, UH 7, WSU 0  
5:36 WSU — Eason Winston, Jr. 39 yd pass from Anthony Gordon (Mazza kick), 5-72, 1:57, UH 7, WSU 7  
2:27 UH — King, D'Eriq 1 yd run (Witherspoon kick), 7-75, 3:09, UH 14, WSU 7  
3rd 10:24 WSU — Max Borghi 1 yd run (Mazza kick), 6-44, 2:24, UH 14, WSU 14  
7:30 WSU — Dezmon Patmon 39 yd pass from Anthony Gordon (Mazza kick), 4-91, 1:25, WSU 21, UH 14  
4th 10:45 UH — Withespoon, Dalton 42 yd field goal, 6-29, 1:51, WSU 21, UH 17  
6:43 WSU — Travell Harris 7 yd pass from Anthony Gordon (Mazza kick), 8-95, 4:02, WSU 28, UH 17  
3:50 WSU — Blake Mazza 22 yd field goal, 6-21, 2:44, WSU 31, UH 17  
2:21 UH — King, D'Eriq 12 yd run (Witherspoon kick) 6-75, 1:29, WSU 31, UH 24

	WSU	UH
FIRST DOWNS	25	22
RUSHES-YARDS (NET)	19-49	39-239
PASSING YDS (NET)	440	128
Passes Att-Comp-Int	36-48-1	13-24-0
TOTAL OFFENSE PLAYS-YARDS	67-489	63-367
Fumble Returns-Yards	0-0	0-0
Punt Returns-Yards	0-0	0-0
Kickoff Returns-Yards	4-82	1-15
Interception Returns-Yards	0-0	1-0
Punts (Number-Yards)	4-150	3-144
Fumbles-Lost	0-0	2-2
Penalties-Yards	11-132	8-77
Possession Time	32:06	27:54
Third-Down Conversions	3-10	6-12
Fourth-Down Conversions	1-1	0-1
Red-Zone Scores-Chances	3-4	3-3
Sacks By: Number-Yards	2-10	2-13


**RUSHING:** Houston —King, D'Eriq 17-94; Carr, Patrick 9-77; Porter, Kyle 9-53; Stevenson, Marquez 2-16. TEAM 2-minus-1. WSU — Borghi, Max 9-40; Gordon, Anthony 7-16; McIntosh, Deon 1-2; TEAM 2-minus-9.

**PASSING:** Houston — King, D'Eriq 13-24-0-128. WSU — Gordon, Anthony 36-48-1-440.

**RECEIVING:** Houston —Stevenson, Marquez 5-34; Corbin, Keith 3-54; Smith, Bryson 2-24; Singleton, Jeremy 1-11; Trahan, Christian 1-7; Porter, Kyle 1-minus-2. WSU — Arconado 9-115; Borghi, Max 6-61; Martin, Tay 5-76, Winston, Jr., Easop 5-70; Bell, Renard 3-33; Harris, Travell 3-29; Patmon, Dezmon 2-52; McIntosh, Deon 2-minus-3; Fisher, Rodrick 1-7.

**INTERCEPTIONS:** Houston — Lewis, Shaun; 1-0. WSU — None.

**FUMBLES FORCED:** Houston — None. WSU — Cosmas, Kwete 1-0; McDougale, Lamonte 1-0.

Sept. 19, 2019 • Yulman Stadium (21,032) • New Orleans, La.		
	HOUSTON	31
	TULANE	38

**NEW ORLEANS**— University of Houston senior quarterback D'Eriq King set a Football Bowl Subdivision record with rushing and passing touchdowns in his 15th consecutive game, but it would not be enough as Tulane claimed a 38-31 win inside Yulman Stadium on Thursday night.

King threw for 229 yards and a pair of touchdowns on 16-of-33 passing and added another 116 rushing yards and touchdown on the ground. With his scores, he topped Florida quarterback Tim Tebow's previous record.

The Cougars jumped out to a 28-7 lead in the first half before Tulane rallied to take a 31-28 lead in the fourth quarter. Houston tied the game at 31-31 with 21 seconds remaining, and the game appeared heading to overtime.

However, Tulane's Jalen McCleskey's 53-yard touchdown reception from Justin McMillan with just three seconds remaining gave the Green Wave the win.

Score by Quarters	1	2	3	4	Score	
Houston	14	14	0	3	—	31
Tulane	7	7	7	17	—	38
						Record: (1-3)
						Record: (3-1)

**Scoring Summary:**

1st 14:46 UH — Stevenson, Marquez 75 yd pass from King, D'Eriq King (Witherspoon kick), 1-75, 0:14, UH 7, TLN 0  
7:24 TLN — McCleskey, Jalen 38 yd pass from Justin McMillan (Glover kick), 5-48, 2:08, UH 7, TLN 7  
3:25 UH — Porter, Kyle 1 yd run (Witherspoon kick), 10-75, 3:59, UH 14, TLN 7  
2nd 14:35 UH — Corbin, Keith 28 yd pass from D'Eriq King (Witherspoon kick), 3-75, 0:40, UH 21, TLN 7  
13:16 UH — King, D'Eriq 35 yd run (Witherspoon kick), 3-35, 0:20, UH 28, TLN 7  
10:11 TLN — Huderson, Stephon 9 yd run (Glover kick), 9-75, 3:05, UH 28, TLN 14  
3rd 12:53 TLN — Mooney, Darnell 48 yd pass from McMillan, Justin (Glover kick), 5-59, 1:58), UH 28, TLN 21  
4th 14:22 TLN — McMillan, Justin 15 yd run (Glover kick), 10-93, 4:19, UH 28, TLN 28  
6:10 TLN — Glover, Merek 44 yd field goal, 10-42, 4:22, TLN 31, UH 28  
0:21 UH — Witherspoon, Dalton 24 yd field goal, 16-68, 5:49, UH 31, TLN 31  
0:03 TLN — McCleskey, Jaylen 53 yd pass from McMillan, Justin, TLN 38, UH 31

	UH	TLN
FIRST DOWNS	28	23
RUSHES-YARDS (NET)	46-304	50-325
PASSING YDS (NET)	229	186
Passes Att-Comp-Int	16-33-1	7-20-0
TOTAL OFFENSE PLAYS-YARDS	79-533	70-511
Fumble Returns-Yards	0-0	0-0
Punt Returns-Yards	2-12	2-14
Kickoff Returns-Yards	1-26	4-87
Interception Returns-Yards	0-0	1-0
Punts (Number-Yards)	4-181	5-208
Fumbles-Lost	1-0	1-1
Penalties-Yards	3-25	12-82
Possession Time	31:36	28:24
Third-Down Conversions	7-15	4-13
Fourth-Down Conversions	1-1	2-2
Red-Zone Scores-Chances	2-3	2-2
Sacks By: Number-Yards	4-16	3-9

**RUSHING:** Houston —King, D'Eriq 17-116; Carr, Patrick 17-63; Porter, Kyle 5-60; Stevenson, Marquez 1-34; Car, Mulbah 6-31. Tulane — Bradwell, Darius 20-113; McMillan, Justin 15-91; Dauphine, Corey 8-71; Jones, Amare 6-41; Huderson, Stephon 1-9.

**PASSING:** Houston — King, D'Eriq 16-33-1-229. Tulane — McMillan, Justin 7-20-0-186.

**RECEIVING:** Houston —Corbin, Keith 3-48; Bradley, Tre'von 3-31; Stevenson, Marquez 2-95; Trahan, Christian 2-13; Singleton, Jeremy 1-18; Porter, Kyle 1-11; McGowan, Jeremy 1-8; Smith, Bryson 1-6; Mark, Terry 1-0; Creamer, Shane 1-minus-1. Tulane — McCleskey, Jaylen 4-120; Toles, Jaetavian 2-18; Mooney, Darnell 1-48.

**INTERCEPTIONS:** Houston — None. Tulane — Monroe, Jaylon 1-0.

**FUMBLES FORCED:** Houston — Anderson, Deontay 1-0. Tulane — Eatherly, Geron 1-0.

Sept. 29, 2019 • Apogee Stadium (30,123) • Denton, Texas		
	HOUSTON	45
	NORTH TEXAS	26

**DENTON, Texas** – University of Houston senior running back Patrick Carr rushed for 139 yards and a career-high three touchdowns, and sophomore quarterback Clayton Tune threw for 124 yards and a touchdown as the Cougars claimed a 46-25 win over North Texas inside Apogee Stadium on Saturday night.

Making only the third start of his career after senior quarterback D'Eriq King announced earlier this week that he was redshirting the rest of the season, Tune completed 16-of-20 passes, including each of his first seven, as the Cougars raced out to a 17-0 lead in a little over a quarter.

Tune also helped his own cause with 100 rushing yards, thanks to a career-long 55-yard run late in the game.

While Tune was leading the Cougars (2-3) though the air, Carr was a leader on the ground. The Woodlands, Texas, native recorded the second 100-yard rushing game of his career on 14 carries and set a new personal best with three rushing scores.

Carr also became the 56th player in Houston history with multiple 100-yard rushing games during his career.

Houston's special teams weren't to be outdone. Thanks to an 82-yard kickoff return from Marquez Stevenson and a 60-yard punt return from Bryson Smith, the Cougars recorded the first kickoff and punt returns in the same game since a 54-27 win over Virginia Tech inside the Houston Astrodome on Oct. 12, 1973.

Score by Quarters	1	2	3	4	Score	
Houston	14	3	14	15	—	46 Record: (2-3)
North Texas	0	6	12	7	—	25 Record: (2-3)

**Scoring Summary:**

1st	8:58 UH – Carr, Patrick 68 yd run (Witherspoon kick), 3-85-1:02, UH 7, UNT 0 3:27 UH – Lark, Courtney 12 yard pass from Tune, Clayton (Witherspoon kick), 9-81-4:09, UH 14, UNT 0
2nd	14:35 UH – Witherspoon, Dalton 26 yd field goal, 6-41-1:39, UH 17, UNT 0 11:20 UNT – Mooney, Ethan 41 yd field goal, 9-42-3:15, UH 17, UNT 3 0:00 UNT – Mooney, Ethan 46 yd field goal, 7-27-0:56, UH 17, UNT 6
3rd	11:19 UH – Carr, Patrick 2 yd run (Witherspoon kick), 8-60-3:41, UH 24, UNT 6 7:12 UNT – Siggers, Tre 4 yd run (Fine, Mason pass failed), 11-75-4:07, UH 24, UNT 12 6:57 UH – Stevenson, Marquez 82 yd kickoff return (Witherspoon kick), UH 31, UNT 12 4:13 UNT – Shorter, Jyaire from Fine, Mason (Fine, Mason pass failed), 8-75-2:44, UH 31, UNT 18
4th	13:35 UH – Smith, Bryson 60 yd punt return (Stevenson, Marquez pass), UH 39, UNT 18 5:06 UNT – Pirtle, Jason 15 yd pass from Fine, Mason (Mooney kick), 13-85-3:16, UH 39, UNT 25 3:01 UH – Carr, Patrick 12 yd run (Witherspoon kick), 4-75-2:05, UH 46, UNT 25

	UH	UNT
FIRST DOWNS	17	20
RUSHES-YARDS (NET)	33-235	30-96
PASSING YDS (NET)	124	360
Passes Att-Comp-Int	16-20-0	36-58-0
TOTAL OFFENSE PLAYS-YARDS	53-359	88-456
Fumble Returns-Yards	0-0	0-0
Punt Returns-Yards	2-63	1-15
Kickoff Returns-Yards	3-125	3-71
Interception Returns-Yards	0-0	0-0
Punts (Number-Avg)	5-231	5-218
Fumbles-Lost	1-0	2-0
Penalties-Yards	3-30	6-57
Possession Time	27:02	32:58
Third-Down Conversions	4-11	8-22
Fourth-Down Conversions	0-0	4-7
Red-Zone Scores-Chances	4-4	2-2
Sacks By: Number-Yards	1-9	2-5

**RUSHING:** Houston – Carr, Patrick 16-139; Tune, Clayton 9-100; Smith, Chandler 4-6; Walker, Kelan 1-1; TEAM 3-minus-11. North Texas – Siggers, Tre 14-83; Bean, Jason 2-11; Torrey, DeAndre 6-3; Easily, Loren 1-1; Fine, Mason 7-minus-2.

**PASSING:** Houston – Tune, Clayton 16-20-0-124. North Texas – Fine, Mason 33-55-0-353; Bean, Jason 1-3-0-7.

**RECEIVING:** Houston – Stevenson, Marquez 7-64; Carr, Patrick 4-29; Lark, Courtney 1-12; Singleton, Jeremy 1-9; Trahan, Christian 1-7; Smith, Bryson 1-3; Smith, Chandler 1-0. North Texas – Lawrence, M. 9-120; Darden, Jaelon 8-43; Pirtle, Jason 6-57; White, Greg 3-29; Shorter, Jyaire 2-46; Simpson, Deonte 2-21; Burns, Roderic 2-19; Hair-Griffin, D. 2-16; Torrey, DeAndre 2-9.

**INTERCEPTIONS:** Houston – None. Oklahoma – None.

**FUMBLES FORCED:** Houston – Williams, Damarion - 1-0. North Texas – None.

**Deontay Anderson**

Finished with five tackles at No. 4/4 Oklahoma (Sept. 1)... recorded one tackle in win vs. Prairie View A&M (Sept. 7)... totaled four tackles and three pass breakups vs. Washington State in the AdvoCare Texas Kickoff (Sept. 13)... posted four tackles, one forced fumble and one pass breakup at Tulane (Sept. 19)... had three tackles in win at North Texas (Sept. 28).

**David Anenih**

Finished with two tackles, including 0.5 for loss, and forced one fumble at No. 4/4 Oklahoma (Sept. 1)... had three tackles, including 0.5 for loss, and two QB hurries in win vs. Prairie View A&M (Sept. 7)... recorded two sacks for a loss of 13 yards vs. Washington State in the AdvoCare Texas Kickoff (Sept. 13)... co-led team with seven tackles and recorded game-high 2.5 sacks at Tulane (Sept. 19)... totaled two pass breakups, one tackle and one QB hurry in win at North Texas (Sept. 28).

**Atlias Bell**

Finished with two tackles at No. 4/4 Oklahoma (Sept. 1)... had one tackle at Tulane (Sept. 19).

**Tre'von Bradley**

Finished with three catches for 31 yards at Tulane (Sept. 19).

**Mulbah Car**

Rushed for 76 yards and one touchdown on nine carries at No. 4/4 Oklahoma (Sept. 1)... had 31 yards on six carries at Tulane (Sept. 19).

**Jordan Carmouche**

Finished with three tackles at No. 4/4 Oklahoma (Sept. 1)... recorded two tackles in win vs. Prairie View A&M (Sept. 7).

**Patrick Carr**

Rushed for 77 yards on nine carries vs. Washington State in the AdvoCare Texas Kickoff (Sept. 13)... ran for 63 yards on 17 carries and had one tackle at Tulane (Sept. 19)... led team rushing for 139 yards and three touchdowns on 16 carries and added four catches for 29 yards in win at North Texas (Sept. 28).

**Isaiah Chambers**

Finished with two tackles and one sack in win vs. Prairie View A&M (Sept. 7)... recorded one tackle in win at North Texas (Sept. 28).

**Olivier Charles-Pierre**

Had one QB hurry vs. Washington State in the AdvoCare Texas Kickoff (Sept. 13).

**Keith Corbin**

Hauled in a 28-yard reception at No. 4/4 Oklahoma (Sept. 1)... recorded four catches for 62 yards and one touchdown in win vs. Prairie View A&M (Sept. 7)... also had two blocked punts and an eight-yard punt return... finished with three catches for 54 yards vs. Washington State in the AdvoCare Texas Kickoff (Sept. 13)... recorded three catches for 48 yards and one touchdown at Tulane (Sept. 19).

**Shane Creamer**

Recorded an eight-yard reception in win vs. Prairie View A&M (Sept. 7)... had one reception at Tulane (Sept. 19).

**Alexander Duke**

Had one tackle vs. Washington State in the AdvoCare Texas Kickoff (Sept. 13)... recorded one tackle in win at North Texas (Sept. 28).

**Terrence Edgeston**

Finished with 3 tackles at No. 4/4 Oklahoma (Sept. 1)... totaled six tackles, including 2.0 for loss, in win vs. Prairie View A&M (Sept. 7)... had one tackle vs. Washington State in the AdvoCare

Texas Kickoff (Sept. 13).

**Parker Eichenberger**

Recorded a 13-yard kickoff return in win at North Texas (Sept. 28).

**Aymiel Fleming**

Recorded with one tackle at No. 4/4 Oklahoma (Sept. 1)... finished with two tackles in win vs. Prairie View A&M (Sept. 7)... had one tackle vs. Washington State in the AdvoCare Texas Kickoff (Sept. 13)... totaled four tackles, including one for loss, at Tulane (Sept. 19)... posted one tackle in win at North Texas (Sept. 28).

**Nathan Fox**

Finished with one tackle in win vs. Prairie View A&M (Sept. 7).

**Darius Gilbert**

Recorded one tackle in win vs. Prairie View A&M (Sept. 7).

**Leroy Godfrey**

Finished with two tackles, including 1.0 for loss, in win vs. Prairie View A&M (Sept. 7).

**Elijah Gooden**

Finished with one tackle at No. 4/4 Oklahoma (Sept. 1).

**Logan Hall**

Had one tackle vs. Washington State in the AdvoCare Texas Kickoff (Sept. 13)... recorded one tackle in win at North Texas (Sept. 28).

**Logan Holgorsen**

Completed a five-yard pass in collegiate debut in win vs. Prairie View A&M (Sept. 7)... appeared late in fourth quarter in win at North Texas (Sept. 28).

**D'Eriq King**

Finished 14-for-27 passing for 167 yards and two touchdowns at No. 4/4 Oklahoma (Sept. 1)... also rushed for 103 yards and one touchdown on 15 carries... was 15-for-26 passing for 139 yards with one touchdown and one interception in win vs. Prairie View A&M (Sept. 7)... also recorded two rushing touchdowns on six carries... went 13-for-24 passing for 128 yards and one touchdown vs. Washington State in the AdvoCare Texas Kickoff (Sept. 13)... also ran for 94 yards and two touchdowns on 17 carries... set the FBS record for consecutive games with both a rushing and passing touchdown with performance at Tulane (Sept. 19)... finished 16-for-33 passing for 229 yards with two touchdowns, including a 75-yard TD on Houston's first play from scrimmage, and one interception... added 116 yards and one touchdown on 17 carries to become the first QB in FBS history to rush for touchdown in 15 straight contests.

**Zamar Kirven**

Finished with eight tackles, including 0.5 for loss, vs. Washington State in the AdvoCare Texas Kickoff (Sept. 13)... made first career start and totaled three tackles, one fumble recovery and one pass breakup at Tulane (Sept. 19)... had six tackles, including 1.5 for loss, and one QB hurry in win at North Texas (Sept. 28).

**Courtney Lark**

Had one tackle vs. Washington State in the AdvoCare Texas Kickoff (Sept. 13)... recorded first reception of the season with a 12-yard touchdown grab in win at North Texas (Sept. 28).

**Shaun Lewis**

Finished with three tackles and one interception in win vs. Prairie View A&M (Sept. 7)... had two tackles vs. Washington State in the AdvoCare Texas Kickoff (Sept. 13)... co-led team with seven tackles at Tulane (Sept. 19).

**Terry Mark**

Had one reception at Tulane (Sept. 19).

**Cole McGowan**

Hauled in first career reception at No. 4/4 Oklahoma (Sept. 1)... recorded first career tackle in win vs. Prairie View A&M (Sept. 7)... had one tackle vs. Washington State in the AdvoCare Texas Kickoff (Sept. 13)... finished with an eight-yard reception and one tackle at Tulane (Sept. 19)... had one tackle at Tulane (Sept. 19).

**Jordan Milburn**

Recorded one tackle in win vs. Prairie View A&M (Sept. 7).

**Ja'Kori Morgan**

Recorded one tackle in win at North Texas (Sept. 28).

**Donavan Mutin**

Finished with six tackles, including 1.0 for loss, at No. 4/4 Oklahoma (Sept. 1)... recorded three tackles in win vs. Prairie View A&M (Sept. 7)... totaled eight tackles, with 0.5 for loss, and one QB hurry vs. Washington State in the AdvoCare Texas Kickoff (Sept. 13)... posted four tackles at Tulane (Sept. 19)... had three tackles and two QB hurries in win at North Texas (Sept. 28).

**Jamykal Neal**

Recorded one tackle in win vs. Prairie View A&M (Sept. 7).

**Gervarrius Owens**

Finished with seven tackles at No. 4/4 Oklahoma (Sept. 1)... totaled three pass breakups and one tackle in win vs. Prairie View A&M (Sept. 7)... had one tackle vs. Washington State in the AdvoCare Texas Kickoff (Sept. 13)... posted four tackles at Tulane (Sept. 19)... recorded one tackle in win at North Texas (Sept. 28).

**Derek Parish**

Totaled four tackles, including 1.0 for loss, and forced and recovered one fumble at No. 4/4 Oklahoma (Sept. 1)... recorded three tackles in win vs. Prairie View A&M (Sept. 7)... had one tackle and one QB hurry vs. Washington State in the AdvoCare Texas Kickoff (Sept. 13)... finished with four tackles and a half sack at Tulane (Sept. 19)... posted four tackles, including 1.5 for loss, with a half sack and two QB hurries in win at North Texas (Sept. 28).

**Taures Payne**

Finished with one tackle for loss in win vs. Prairie View A&M (Sept. 7).

**Kyle Porter**

Rushed for 40 yards on 14 carries and had two catches for 32 yards and one touchdown at No. 4/4 Oklahoma (Sept. 1)... recorded first career 100-yard rushing performance with 120 yards and one touchdown on 19 carries in win vs. Prairie View A&M (Sept. 7)... ran for 53 yards on nine carries and had one reception vs. Washington State in the AdvoCare Texas Kickoff (Sept. 13)... recorded 60 yards on five carries and one catch for 11 yards at Tulane (Sept. 19).

**Kyle Ramsey**

Made collegiate debut with six kickoffs for 353 yards with three touchbacks in win vs. Prairie View A&M (Sept. 7)... recorded three kickoffs for 187 yards and one tackle vs. Washington State in the AdvoCare Texas Kickoff (Sept. 13)... had five kickoffs for 312 yards and two touchbacks, and added one tackle at Tulane (Sept. 19)... finished with eight kickoffs for 481 yards with five touchbacks in win at North Texas (Sept. 28).

**Torey Richardson**

Recorded one tackle in win vs. Prairie View A&M (Sept. 7).



**Dane Roy**

Recorded five punts for 228 yards with a long of 69 yards and two inside the 20 in at No. 4/4 Oklahoma (Sept. 1)... had four punts for 180 yards with a long of 56 and one inside the 20 in win vs. Prairie View A&M (Sept. 7)... tagged three punts inside the 20 for 144 yards vs. Washington State in the AdvoCare Texas Kickoff (Sept. 13)... recorded four punts for 181 yards with a long of 57 and three inside the 20 at Tulane (Sept. 19)... booted five punts for 231 yards with a long of 58 and three inside the 20 in win at North Texas (Sept. 28).

**Jeremy Singleton**

Hauled in a five-yard reception at No. 4/4 Oklahoma (Sept. 1)... also recorded three kickoff returns for 34 yards... recorded four catches for 28 yards and added a tackle in win vs. Prairie View A&M (Sept. 7)... had one catch for 11 yards vs. Washington State in the AdvoCare Texas Kickoff (Sept. 13)... pulled in an 18-yard reception at Tulane (Sept. 19)... recorded a 9-yard reception in win at North Texas (Sept. 28).

**D.J. Small**

Recorded three tackles in win at North Texas (Sept. 28).

**Bryson Smith**

Recorded a 27-yard kickoff return at No. 4/4 Oklahoma (Sept. 1)... had a 13-yard punt return and an eight-yard reception in win vs. Prairie View A&M (Sept. 7)... finished with two catches for 24 yards and had a 15-yard kickoff return vs. Washington State in the AdvoCare Texas Kickoff (Sept. 13)... returned two punts for 12 yards and had a six-yard reception at Tulane (Sept. 19)... broke for a 60-yard punt return and added a three-yard reception in win at North Texas (Sept. 28).

**Chandler Smith**

Rushed with nine yards on three carries at No. 4/4 Oklahoma (Sept. 1)... rushed for 90 yards on 10 carries and had one reception in win vs. Prairie View A&M (Sept. 7)... had one tackle vs. Washington State in the AdvoCare Texas Kickoff (Sept. 13)... finished with six yards on four carries and had one reception in win at North Texas (Sept. 28).

**Ka'Darian Smith**

Finished with four tackles at No. 4/4 Oklahoma (Sept. 1)... recorded one tackle in win vs. Prairie View A&M (Sept. 7)... posted two tackles vs. Washington State in the AdvoCare Texas Kickoff (Sept. 13)... had two tackles in win at North Texas (Sept. 28).

**Gleson Sprewell**

Finished with four tackles at No. 4/4 Oklahoma (Sept. 1)... recorded five tackles in win vs. Prairie View A&M (Sept. 7)... led team with nine tackles and one interception vs. Washington State in the AdvoCare Texas Kickoff (Sept. 13)... had five tackles at Tulane (Sept. 19).

**Marquez Stevenson**

Recorded seven catches for 80 yards and one touchdown at No. 4/4 Oklahoma (Sept. 1)... also had one 13-yard rush... finished three catches for 25 yards in win vs. Prairie View A&M (Sept. 7)... had five catches for 34 yards and one touchdown vs. Washington State in the AdvoCare Texas Kickoff (Sept. 13)... also had two carries for 16 yards... recorded a 75-yard, catch-and-run touchdown on first play from scrimmage, as part of two catches for 95 yards at Tulane (Sept. 19)... added a 34-yard rush and 26-yard kickoff return... recorded an 82-yard kickoff return for a touchdown in win at North Texas (Sept. 28)... finished with two returns for 112 yards and had seven catches for 64 yards.

**Grant Stuard**

Finished with game-high 14 tackles at No. 4/4 Oklahoma (Sept. 1)... led team with eight tackles, including 2.0 for loss, 1.0 sack and one QB hurry in win vs. Prairie View A&M (Sept. 7)... recorded six tackles, including 1.0 for loss, vs. Washington State

in the AdvoCare Texas Kickoff (Sept. 13)... had five tackles at Tulane (Sept. 19)... posted game-high 11 tackles, including 1.0 for loss, in win at North Texas (Sept. 28).

**Christian Trahan**

Recorded two catches for 25 yards at No. 4/4 Oklahoma (Sept. 1)... hauled in a 12-yard reception in win vs. Prairie View A&M (Sept. 7)... had a seven-yard catch vs. Washington State in the AdvoCare Texas Kickoff (Sept. 13)... finished with two catches for 13 yards at Tulane (Sept. 19)... pulled in a seven-yard reception in win at North Texas (Sept. 28).

**Clayton Tune**

Made 2019 debut with start at quarterback in win at North Texas (Sept. 28)... completed 16-of-20 passes for 124 yards and one touchdown and had nine carries for 100 yards, including a 55-yard run, to become eighth QB in school history to rush for 100-plus yards and throw for 100-plus yards.

**Payton Turner**

Finished with four tackles, including 2.0 for loss, at No. 4/4 Oklahoma (Sept. 1)... totaled four tackles, including 1.5 for loss, and one sack in win vs. Prairie View A&M (Sept. 7)... had one tackle and one QB hurry vs. Washington State in the AdvoCare Texas Kickoff (Sept. 13)... recorded three tackles and one sack at Tulane (Sept. 19)... totaled three tackles, including 1.5 for loss, a half sack and one QB hurry in win at North Texas (Sept. 28).

**Garrison Vaughn**

Finished with one tackle at No. 4/4 Oklahoma (Sept. 1)... recorded one tackle in win vs. Prairie View A&M (Sept. 7)... made first career start and had six tackles in win at North Texas (Sept. 28).

**Kelan Walker**

Rushed for 29 yards on six carries in win vs. Prairie View A&M (Sept. 7)... recorded a four-yard catch in win vs. Prairie View A&M (Sept. 7)... had a one-yard rush in win at North Texas (Sept. 28).

**Damarion Williams**

Finished with two tackles and one fumble recovery at No. 4/4 Oklahoma (Sept. 1)... totaled two tackles, including 0.5 for loss, one pass breakup and one QB hurry in win vs. Prairie View A&M (Sept. 7)... recorded five tackles vs. Washington State in the AdvoCare Texas Kickoff (Sept. 13)... had five tackles at Tulane (Sept. 19)... posted first double-digit tackle performance with 10 tackles, including 1.0 for loss, in win at North Texas (Sept. 28)... also recorded two pass breakups and one forced fumble.

**Amaud Willis-Dalton**

Recorded one tackle in win vs. Prairie View A&M (Sept. 7)... had two tackles vs. Washington State in the AdvoCare Texas Kickoff (Sept. 13)... finished with three tackles in win at North Texas (Sept. 28).

**Dalton Witherspoon**

Kicked a 34-yard field goal and went 4-for-4 in PATs at No. 4/4 Oklahoma (Sept. 1)... also recorded five kickoffs with 292 yards and one touchback... named The American Special Teams Player of the Week after recording first career three field goal game, connecting on 46-, 22-, and 29-yard attempts in win vs. Prairie View A&M (Sept. 7)... also went 4-for-4 in PATs and recorded two kickoffs for 125 yards... went 1-for-2 in field goals with a make from 42 yards vs. Washington State in the AdvoCare Texas Kickoff (Sept. 13)... also converted all three PATs and had one kickoff for 56 yards... recorded a 24-yard field goal and went 4-for-4 in PATs at Tulane (Sept. 19)... also had one kickoff for 45 yards... hit a 26-yard field goal and went 5-for-5 in PATs in win at North Texas (Sept. 28).

**Blake Young**

Finished with one tackle, including 0.5 for loss, at No. 4/4 Oklahoma (Sept. 1)... recorded four tackles, including 0.5 for loss, in win vs. Prairie View A&M (Sept. 7)... had three tackles at Tulane (Sept. 19)... posted one tackle for loss in win at North Texas (Sept. 28).

**DEONTAY ANDERSON**

Career	Category	Season
12, Temple (11/10/18)	Tackles	5, at Oklahoma (9/1/19)
2, Arizona (9/8/18)	Tackles for loss	
3, vs. Washington State (9/13/19)	PBU	3, vs. Washington State (9/13/19)
1, Tulsa (10/4/18)	Interceptions	
1, 2x, last at Tulane (9/19/19)	Fumbles forced	1, at Tulane (9/19/19)

**DAVID ANENIH**

Career	Category	Season
7, 2x, last at Tulane (9/19/19)	Tackles	7, at Tulane (9/19/19)
2.5, at Tulane (9/19/19)	Tackles for loss	2.5, at Tulane (9/19/19)
2.5, at Tulane (9/19/19)	Sacks	2.5, at Tulane (9/19/19)
2, at North Texas (9/28/19)	PBU	2, at North Texas (9/28/19)
1, USF (10/27/18)	Fumbles forced	
1, at Oklahoma (9/1/19)	Fumbles recovered	1, at Oklahoma (9/1/19)

**ATLIAS BELL**

Career	Category	Season
2, at Oklahoma (9/1/19)	Tackles	2, at Oklahoma (9/1/19)

**TRE'VON BRADLEY**

Career	Category	Season
3, at Tulane (9/19/19)	Receptions	3, at Tulane (9/19/19)
35, Texas Southern (9/22/18)	Receiving yards	31, at Tulane (9/19/19)
26, Texas Southern (9/22/18)	Long reception	22, at Tulane (9/19/19)
1, at SMU (11/3/18)	Tackles	

**JOSH BURRELL**

Career	Category	Season
7, at Texas State (9/24/16)	Rushing attempts	
26, at Texas State (9/24/16)	Rushing yards	
17, Lamar (9/10/16)	Long rush	
1, Lamar (9/10/16)	Rushing touchdowns	
1, at USF (10/28/17)	Tackles	
1, at Texas Tech (9/15/18)	Fumbles recovered	

**MULBAH CAR**

Career	Category	Season
20, Lamar (9/10/16)	Rushing attempts	9, at Oklahoma (9/1/19)
137, at USF (10/28/17)	Rushing yards	76, at Oklahoma (9/1/19)
46, at USF (10/28/17)	Long rush	21, at Oklahoma (9/1/19)
1, 7x, last at Oklahoma (9/1/19)	Rushing touchdowns	1, at Oklahoma (9/1/19)
3, at Tulane (11/18/17)	Receptions	
18, at Texas State (9/24/16)	Receiving yards	
18, at Texas State (9/24/16)	Long reception	

**JORDAN CARMOUCHE**

Career	Category	Season
6, vs. Army (12/22/18)	Tackles	3, at Oklahoma (9/1/19)
1, at ECU (10/13/18)	PBU	

**PATRICK CARR**

Career	Category	Season
18, Tulane (11/15/18)	Rushing attempts	17, at Tulane (9/19/19)
139, 2x, last at North Texas (9/28/19)	Rushing yards	139, at North Texas (9/28/19)
68, at North Texas (9/28/19)	Long rush	68, at North Texas (9/28/19)
3, at North Texas (9/28/19)	Rushing touchdowns	3, at North Texas (9/28/19)
4, at North Texas (9/28/19)	Receptions	4, at North Texas (9/28/19)
29, at North Texas (9/28/19)	Receiving yards	29, at North Texas (9/28/19)
12, at North Texas (9/28/19)	Long reception	12, at North Texas (9/28/19)
1, at Memphis (11/23/18)	Tackles	

**ISAIAH CHAMBERS**

Career	Category	Season
3, 3x, last vs. Texas Southern (9/22/18)	Tackles	2, Prairie View A&M (9/7/19)
3, at Rice (9/1/18)	Tackles for loss	1, Prairie View A&M (9/7/19)
3, at Rice (9/1/18)	Sacks	1, Prairie View A&M (9/7/19)
1, Texas Southern (9/22/18)	PBU	

**KEITH CORBIN**

Career	Category	Season
7, at Texas Tech (9/15/18)	Receptions	4, Prairie View A&M (9/7/19)
104, at Navy (10/20/18)	Receiving yards	62, Prairie View A&M (9/7/19)
51, at ECU (10/13/18)	Long reception	37, vs. Washington State (9/13/19)
2, 2x, last at Memphis (11/23/18)	Receiving touchdowns	1, 2x, last at Tulane (9/19/19)
1, 5x, last vs. Army (12/22/18)	Rushing attempts	
4, Arizona (9/8/18)	Rushing yards	
4, Arizona (9/8/18)	Long Rush	
8, Prairie View A&M (9/7/19)	Punt return yards	8, Prairie View A&M (9/7/19)
8, Prairie View A&M (9/7/19)	Long punt return	8, Prairie View A&M (9/7/19)
2, Prairie View A&M (9/7/19)	Blocked punts	2, Prairie View A&M (9/7/19)

**SHANE CREAMER**

Career	Category	Season
1, 2x, last at Tulane (9/19/19)	Receptions	1, 2x, last at Tulane (9/19/19)
5, Prairie View A&M (9/7/19)	Receiving yards	5, Prairie View A&M (9/7/19)
5, Prairie View A&M (9/7/19)	Long reception	5, Prairie View A&M (9/7/19)

**ALEXANDER DUKE**

Career	Category	Season
1, 2x, last at North Texas (9/28/19)	Tackles	1, 2x, last at North Texas (9/28/19)

**TERRANCE EDGESTON**

Career	Category	Season
6, Prairie View A&M (9/7/19)	Tackles	6, Prairie View A&M (9/7/19)
2, Prairie View A&M (9/7/19)	Tackles for loss	2, Prairie View A&M (9/7/19)

**PARKER EICHENBERGER**

Career	Category	Season
1, 2x, last vs. Tulane (11/15/18)	Receptions	
2, 2x, last vs. Tulane (11/15/18)	Receiving yards	
2, 2x, last vs. Tulane (11/15/18)	Long reception	
1, 2x, last vs. Tulane (11/15/18)	Receiving touchdowns	
13, at North Texas (9/28/19)	Kickoff return yards	13, at North Texas (9/28/19)
13, at North Texas (9/28/19)	Long kickoff return yards	13, at North Texas (9/28/19)

**AYMIEL FLEMING**

Career	Category	Season
6, USF (10/27/18)	Tackles	4, at Tulane (9/19/19)
1, 3x, last at Tulane (9/19/19)	Tackles for loss	1, at Tulane (9/19/19)
1, at Texas State (9/24/16)	Sacks	
1, Tulane (11/15/18)	Fumbles forced	

**NATHAN FOX**

Career	Category	Season
1, Prairie View A&M (9/7/19)	Tackles	1, Prairie View A&M (9/7/19)

**DARIUS GILBERT**

Career	Category	Season
3, at ECU (10/13/18)	Tackles	1, Prairie View A&M (9/7/19)

**LEROY GODFREY**

Career	Category	Season
8, 2x, last at Tulane (11/18/17)	Tackles	2, Prairie View A&M (9/7/19)
3, at Tulane (11/18/17)	Tackles for loss	1, Prairie View A&M (9/7/19)
1, 2x, last vs. ECU (11/4/17)	Sacks	
1, Rice (9/16/17)	Fumbles recovered	
1, 2x, last vs. Tulsa (10/4/18)	PBU	

**ELIJAH GOODEN**

Career	Category	Season
4, Tulsa (10/4/18)	Tackles	1, at Oklahoma (9/1/19)
1, Tulsa (10/4/18)	Tackles for loss	
1, Tulsa (10/4/18)	Sacks	
1, 2x, last vs. Temple (11/10/18)	Fumbles forced	

**LOGAN HALL**

Career	Category	Season
5, at SMU (11/3/18)	Tackles	1, 2x, last at North Texas (9/28/19)
1, 3x, last vs. Tulane (11/15/18)	Tackles for loss	
1, at SMU (11/3/18)	Fumbles forced	

**LOGAN HOLGORSSEN**

Career	Category	Season
1, Prairie View A&M (9/7/19)	Passing attempts	1, Prairie View A&M (9/7/19)
1, Prairie View A&M (9/7/19)	Passing completions	1, Prairie View A&M (9/7/19)
5, Prairie View A&M (9/7/19)	Passing yards	5, Prairie View A&M (9/7/19)
5, Prairie View A&M (9/7/19)	Long pass	5, Prairie View A&M (9/7/19)

**D'ERIQ KING**

Career	Category	Season
51, at Texas Tech (9/15/18)	Passing attempts	33, at Tulane (9/19/19)
30, at Texas Tech (9/15/18)	Passing completions	16, at Tulane (9/19/19)
431, at Texas Tech (9/15/18)	Passing yards	229, at Tulane (9/19/19)
79, at Texas Tech (9/15/18)	Long pass	75, at Tulane (9/19/19)
5, 3x, last vs. Temple (11/10/18)	Passing touchdowns	2, 2x, last at Tulane (9/19/19)
20, at USF (10/28/17)	Rushing attempts	17, 2x, last at Tulane (9/19/19)
141, at Tulane (11/18/17)	Rushing yards	116, at Tulane (9/19/19)
64, Tulane (11/15/18)	Long rush	35, at Tulane (9/19/19)
2, 8x, last vs. Washington State (9/13/19)	Rushing touchdowns	2, 2x, last vs. Washington State (9/13/19)
7, 3x, last vs. Memphis (10/19/17)	Receptions	
65, at Tulsa (10/14/17)	Receiving yards	
48, at Texas State (9/24/16)	Long reception	
1, 3x, last vs. SMU (10/7/17)	Receiving touchdowns	
3, at Texas State (9/24/16)	Punt returns	
16, at Texas State (9/24/16)	Punt return yards	
11, at Texas State (9/24/16)	Long punt return	
3, Tulsa (10/15/16)	Kick returns	
130, at Texas State (9/24/16)	Kick return yards	
99, at Texas State (9/24/16)	Long kickoff return	

**ZAMAR KIRVEN**

Career	Category	Season
8, vs. Washington State (9/13/19)	Tackles	8, vs. Washington State (9/13/19)
1.5, at North Texas (9/28/19)	Tackles for loss	1.5, at North Texas (9/28/19)
1, at Tulane (9/19/19)	PBU	1, at Tulane (9/19/19)
1, at Tulane (9/19/19)	Fumbles recovered	1, at Tulane (9/19/19)

**COURTNEY LARK**

Career	Category	Season
5, at Texas Tech (9/15/18)	Receptions	1, at North Texas (9/28/19)
85, USF (10/27/18)	Receiving yards	12, at North Texas (9/28/19)
65, at Navy (10/20/18)	Long reception	12, at North Texas (9/28/19)
2, at Rice (9/1/18)	Receiving touchdowns	1, at North Texas (9/28/19)
1, 2x, last vs. Washington State (9/13/19)	Tackles	1, vs. Washington State (9/13/19)
1, Tulsa (10/4/18)	Fumbles forced	

**SHAUN LEWIS**

Career	Category	Season
7, at Tulane (9/19/19)	Tackles	7, at Tulane (9/19/19)
1, Prairie View A&M (9/7/19)	Interceptions	1, Prairie View A&M (9/7/19)
1, Prairie View A&M (9/7/19)	PBU	1, Prairie View A&M (9/7/19)

**TERRY MARK**

Career	Category	Season
3, 2x, last vs. Texas Southern (9/22/18)	Receptions	1, at Tulane (9/19/19)
28, Texas Southern (9/22/18)	Receiving yards	0, at Tulane (9/19/19)
15, vs. Army (12/22/18)	Long reception	0, at Tulane (9/19/19)
1, 2x, last at Memphis (11/23/18)	Receiving touchdowns	
2, at USF (10/28/17)	Tackles	

**COLE MCGOWAN**

Career	Category	Season
1, 2x, last at Tulane (9/19/19)	Receptions	1, 2x, last at Tulane (9/19/19)
8, at Tulane (9/19/19)	Receiving yards	8, at Tulane (9/19/19)
8, at Tulane (9/19/19)	Long reception	8, at Tulane (9/19/19)
1, 3x, last at Tulane (9/19/19)	Tackles	1, 3x, last at Tulane (9/19/19)

**JORDAN MILBURN**

Career	Category	Season
2, Arizona (9/8/18)	Tackles	1, Prairie View A&M (9/7/19)

**JA'KORI MORGAN**

Career	Category	Season
--------	----------	--------

1, at North Texas (9/28/19)	Tackles	1, at North Texas (9/28/19)
-----------------------------	---------	-----------------------------

**DONAVAN MUTIN**

Career	Category	Season
8, vs. Washington State (9/13/19)	Tackles	8, vs. Washington State (9/13/19)
1, at Oklahoma (9/1/19)	Tackles for loss	1, at Oklahoma (9/1/19)
1, Texas Southern (9/22/18)	Fumbles forced	

**JAMYKAL NEAL**

Career	Category	Season
1, Prairie View A&M (9/7/19)	Tackles	1, Prairie View A&M (9/7/19)

**IKE OGBOGU**

Career	Category	Season
1, Texas Southern (9/22/18)	Passing attempts	
1, Texas Southern (9/22/18)	Passing completions	
0, Texas Southern (9/22/18)	Passing yards	
0, Texas Southern (9/22/18)	Long pass	
1, Texas Southern (9/22/18)	Rushing attempts	
6, Texas Southern (9/22/18)	Rushing yards	
6, Texas Southern (9/22/18)	Long rush	

**GERVARRIUS OWENS**

Career	Category	Season
7, at Oklahoma (9/1/19)	Tackles	7, at Oklahoma (9/1/19)
3, Prairie View A&M (9/7/19)	PBU	3, Prairie View A&M (9/7/19)

**DEREK PARISH**

Career	Category	Season
7, at North Texas (9/28/19)	Tackles	7, at North Texas (9/28/19)
1.5, at North Texas (9/28/19)	Tackles for loss	1.5, at North Texas (9/28/19)
1, Arizona (9/8/18)	Sacks	0.5, 2x, last at North Texas (9/28/19)
1, at Oklahoma (9/1/19)	Fumbles forced	1, at Oklahoma (9/1/19)
1, at Oklahoma (9/1/19)	Fumbles recovered	1, at Oklahoma (9/1/19)

**TAURES PAYNE**

Career	Category	Season
1, Prairie View A&M (9/7/19)	Tackles	1, Prairie View A&M (9/7/19)
1, Prairie View A&M (9/7/19)	Tackles for loss	1, Prairie View A&M (9/7/19)

**KYLE PORTER**

Career	Category	Season
19, Prairie View A&M (9/7/19)	Rushing attempts	19, Prairie View A&M (9/7/19)
120, Prairie View A&M (9/7/19)	Rushing yards	120, Prairie View A&M (9/7/19)
30, at Tulane (9/19/19)	Long rush	30, at Tulane (9/19/19)
1, 2x, last at Tulane (9/19/19)	Rushing touchdowns	1, 2x, last at Tulane (9/19/19)
2, at Oklahoma (9/1/19)	Receptions	2, at Oklahoma (9/1/19)
32, at Oklahoma (9/1/19)	Receiving yards	32, at Oklahoma (9/1/19)
23, at Oklahoma (9/1/19)	Long reception	23, at Oklahoma (9/1/19)
1, at Oklahoma (9/1/19)	Receiving touchdowns	1, at Oklahoma (9/1/19)

**KYLE RAMSEY**

Career	Category	Season
8, at North Texas (9/28/19)	Kickoffs	8, at North Texas (9/28/19)
62.4, at Tulane (9/19/19)	Kickoff average	62.4, at Tulane (9/19/19)
5, at North Texas (9/28/19)	Touchbacks	5, at North Texas (9/28/19)
1, 2x, last at Tulane (9/19/19)	Tackles	1, 2x, last at Tulane (9/19/19)

**TOREY RICHARDSON**

Career	Category	Season
1, Prairie View A&M (9/7/19)	Tackles	1, Prairie View A&M (9/7/19)

**DANE ROY**

Career	Category	Season
11, Tulane (11/12/16)	Punts	5, 2x, last at North Texas (9/28/19)
50.0, Lamar (9/10/16)	Punt average	48.0, vs. Washington State (9/13/19)
69, at Oklahoma (9/1/19)	Long punt	69, at Oklahoma (9/1/19)
5, at ECU (10/13/18)	Punts inside 20	3, 3x, last at North Texas (9/28/19)
1, 2x, last vs. USF (10/27/18)	Kickoffs	
58.0, USF (10/27/18)	Kickoff average	
1, Louisville (11/17/16)	Pass attempts	
1, Louisville (11/17/16)	Pass completions	

15, Louisville (11/17/16)	Long pass
1, Louisville (11/17/16)	Passing touchdowns
1, at Memphis (11/25/16)	Rushing attempts
11, at Memphis (11/25/16)	Rushing yards
11, at Memphis (11/25/16)	Long rush
1, vs. Army (12/22/18)	Tackles

#### PEYTON SAWYER

Career	Category	Season
3, Texas Southern (9/22/18)	Receptions	
25, Texas Southern (9/22/18)	Receiving yards	
23, Texas Southern (9/22/18)	Long reception	
25, Texas Southern (9/22/18)	Punt return yards	
25, Texas Southern (9/22/18)	Long punt return	
29, Texas Southern (9/22/18)	Kickoff return yards	
29, Texas Southern (9/22/18)	Long kickoff return	

#### JEREMY SINGLETON

Career	Category	Season
5, USF (10/27/18)	Receptions	4, Prairie View A&M (9/7/19)
125, USF (10/27/18)	Receiving yards	28, Prairie View A&M (9/7/19)
52, USF (10/27/18)	Long reception	18, at Tulane (9/19/19)
1, 2x, last vs. Tulane (11/15/18)	Receiving touchdowns	
1, 2x, last at Memphis (11/23/18)	Rushing attempts	
5, at Memphis (11/23/18)	Rushing yards	
5, at Memphis (11/23/18)	Long rush	
34, at Oklahoma (9/1/19)	Kickoff return yards	34, at Oklahoma (9/1/19)
25, at SMU (11/3/18)	Long kickoff return	18, at Oklahoma (9/1/19)
1, Prairie View A&M (9/7/19)	Tackles	1, Prairie View A&M (9/7/19)

#### D.J. SMALL

Career	Category	Season
3, at North Texas (9/28/19)	Tackles	3, at North Texas (9/28/19)
1, Tulane (11/15/18)	PBU	

#### BRYSON SMITH

Career	Category	Season
7, Temple (11/10/18)	Receptions	1, 4x, last at North Texas (9/28/19)
117, Temple (11/10/18)	Receiving yards	24, vs. Washington State (9/13/19)
30, Temple (11/10/18)	Long reception	14, vs. Washington State (9/13/19)
3, Temple (11/10/18)	Receiving touchdowns	
4, 2x, last vs. Temple (11/10/18)	Rushing attempts	
33, at ECU (10/13/18)	Rushing yards	
33, at ECU (10/13/18)	Long rush	
1, 4x, last vs. Temple (11/10/18)	Passing attempts	
1, 2x, last at ECU (10/13/18)	Passing completions	
25, at ECU (10/13/18)	Passing yards	
25, at ECU (10/13/18)	Long pass	
1, at ECU (10/13/18)	Passing touchdowns	
63, at North Texas (9/28/19)	Punt return yards	63, at North Texas (9/28/19)
60, at North Texas (9/28/19)	Long punt return	60, at North Texas (9/28/19)
1, at North Texas (9/28/19)	Punt return touchdowns	1, at North Texas (9/28/19)
53, Temple (11/10/18)	Kickoff return yards	27, at Oklahoma (9/1/19)
50, Tulane (11/15/18)	Long kickoff return	27, at Oklahoma (9/1/19)
1, at Navy (10/20/18)	Tackles	

#### CHANDLER SMITH

Career	Category	Season
11, Texas Southern (9/22/18)	Rushing attempts	10, Prairie View A&M (9/7/19)
90, Prairie View A&M (9/7/19)	Rushing yards	90, Prairie View A&M (9/7/19)
34, Prairie View A&M (9/7/19)	Long rush	34, Prairie View A&M (9/7/19)
2, Texas Southern (9/22/18)	Rushing touchdowns	
1, 3x, last at North Texas (9/28/19)	Receptions	1, 2x, last at North Texas (9/28/19)
6, Texas Southern (9/22/18)	Receiving yards	0, 2x, last at North Texas (9/28/19)
6, Texas Southern (9/22/18)	Long reception	1, Prairie View A&M (9/7/19)
0, 2x, last at North Texas (9/28/19)	Tackles	0, 2x, last at North Texas (9/28/19)

#### JAVIAN SMITH

Career	Category	Season
3, at ECU (10/13/18)	Tackles	

#### KA'DARIAN SMITH

Career	Category	Season
--------	----------	--------

4, at Oklahoma (9/1/19)	Tackles	4, at Oklahoma (9/1/19)
-------------------------	---------	-------------------------

#### WILLIE SMITH III

Career	Category	Season
4, at Memphis (11/23/18)	Tackles	

#### GLESON SPREWELL

Career	Category	Season
9, 3x, last vs. Washington State (9/13/19)	Tackles	9, vs. Washington State (9/13/19)
1.5, 12, Temple (11/10/18)	Tackles for loss	
3, Tulsa (10/4/18)	PBU	
2, at Memphis (11/23/18)	Interceptions	1, vs. Washington State (9/13/19)
1, at SMU (11/3/18)	Fumbles recovered	
1, 2x, last at Memphis (11/23/18)	Defensive touchdowns	

#### MARQUEZ STEVENSON

Career	Category	Season
9, at Texas Tech (9/15/18)	Receptions	7, 2x, last at North Texas (9/28/19)
177, at Texas Tech (9/15/18)	Receiving yards	95, at Tulane (9/19/19)
79, at Texas Tech (9/15/18)	Long reception	75, at Tulane (9/19/19)
2, 2x, last vs. USF (10/27/18)	Receiving touchdowns	1, 3x, last at Tulane (9/19/19)
3, vs. Army (12/22/18)	Rushing attempts	2, vs. Washington State (9/13/19)
60, 2x, last vs. Arizona (9/8/18)	Rushing yards	34, at Tulane (9/19/19)
60, Arizona (9/8/18)	Long rush	34, at Tulane (9/19/19)
2, 2x, last at Navy (10/20/18)	Rushing touchdowns	
127, vs. Army (12/22/18)	Kickoff return yards	112, at North Texas (9/28/19)
82, at North Texas (9/28/19)	Long kickoff return	82, at North Texas (9/28/19)
1, at North Texas (9/28/19)	Kickoff return touchdowns	1, at North Texas (9/28/19)
17, at Memphis (11/23/18)	Punt return yards	
9, at Memphis (11/23/18)	Long punt return	
1, at Texas Tech (9/15/18)	Passing attempts	
1, at Texas Tech (9/15/18)	Passing completions	
31, at Texas Tech (9/15/18)	Long pass	

#### GRANT STUARD

Career	Category	Season
14, at Oklahoma (9/1/19)	Tackles	14, at Oklahoma (9/1/19)
2, Prairie View A&M (9/7/19)	Tackles for loss	2, Prairie View A&M (9/7/19)
1, Prairie View A&M (9/7/19)	Sacks	1, Prairie View A&M (9/7/19)
4, Tulane (11/15/18)	Rushing attempts	
34, Tulane (11/15/18)	Rushing yards	
18, Tulane (11/15/18)	Long rush	
31, vs. Army (12/22/18)	Kickoff return yards	
31, vs. Army (12/22/18)	Long kickoff return	

#### HENRY THOMAS

Career	Category	Season
2, Texas Southern (9/22/18)	Receptions	
50, Texas Southern (9/22/18)	Receiving yards	
35, Texas Southern (9/22/18)	Long reception	
1, Texas Southern (9/22/18)	Receiving touchdowns	

#### CHRISTIAN TRAHAN

Career	Category	Season
2, 2x, last at Tulane (9/19/19)	Receptions	2, 2x, last at Tulane (9/19/19)
25, at Oklahoma (9/1/19)	Receiving yards	25, at Oklahoma (9/1/19)
17, at Oklahoma (9/1/19)	Long reception	17, at Oklahoma (9/1/19)

#### CLAYTON TUNE

Career	Category	Season
43, at Memphis (11/23/18)	Passing attempts	20, at North Texas (9/28/19)
21, vs. Army (12/22/18)	Passing completions	16, at North Texas (9/28/19)
256, at Memphis (11/23/18)	Passing yards	124, at North Texas (9/28/19)
48, Texas Southern (9/22/18)	Long pass	32, at North Texas (9/28/19)
3, at Memphis (11/23/18)	Passing touchdowns	1, at North Texas (9/28/19)
19, vs. Army (12/22/18)	Rushing attempts	9, at North Texas (9/28/19)
100, at North Texas (9/28/19)	Rushing yards	100, at North Texas (9/28/19)
55, at North Texas (9/28/19)	Long rush	55, at North Texas (9/28/19)

#### PAYTON TURNER

Career	Category	Season
--------	----------	--------



8, Tulsa (10/4/18)..... Tackles ..... 4, 2x, last Prairie View A&M (9/7/19)  
 2, at Oklahoma (9/1/19).....Tackles for loss .....2, at Oklahoma (9/1/19)  
 1, 3x, last at Tulane (9/19/19) .....Sacks ..... 1, 2x, last at Tulane (9/19/19)  
 1, Rice (9/16/17) ..... Interceptions.....  
 1, 3x, last vs. Tulane (11/15/18)..... PBU.....  
 1, Texas Southern (9/22/18)..... Blocked field goals .....  
 27, Texas Southern (9/22/18)..... Punt return yards .....

**GARRISON VAUGHN**

**Career .....Category.....Season**  
 6, at North Texas (9/28/19)..... Tackles ..... 6, at North Texas (9/28/19)  
 1, at North Texas (9/28/19)..... PBU..... 1, at North Texas (9/28/19)

**KELAN WALKER**

**Career .....Category.....Season**  
 9, Texas Southern (9/22/18)..... Rushing attempts.....6, Prairie View A&M (9/7/19)  
 105, Texas Southern (9/22/18)..... Rushing yards .....29, Prairie View A&M (9/7/19)  
 72, Texas Southern (9/22/18)..... Long rush .....9, Prairie View A&M (9/7/19)  
 1, Texas Southern (9/22/18)..... Rushing touchdowns .....  
 1, Prairie View A&M (9/7/19)..... Receptions.....1, Prairie View A&M (9/7/19)  
 4, Prairie View A&M (9/7/19)..... Receiving yards.....4, Prairie View A&M (9/7/19)  
 4, Prairie View A&M (9/7/19)..... Long reception .....4, Prairie View A&M (9/7/19)

**DAMARION WILLIAMS**

**Career .....Category.....Season**  
 10, at North Texas (9/28/19)..... Tackles ..... 10, at North Texas (9/28/19)  
 1, at North Texas (9/28/19).....Tackles for loss ..... 1, at North Texas (9/28/19)  
 2, at North Texas (9/28/19)..... PBU..... 2, at North Texas (9/28/19)  
 1, at North Texas (9/28/19)..... Fumbles forced ..... 1, at North Texas (9/28/19)  
 1, at Oklahoma (9/1/19)..... Fumbles recovered .....1, at Oklahoma (9/1/19)

**JULON WILLIAMS**

**Career .....Category.....Season**  
 2, Texas Southern (9/22/18)..... Receptions.....  
 57, Texas Southern (9/22/18)..... Receiving yards.....  
 48, Texas Southern (9/22/18)..... Long reception .....

**AMAUD WILLIS-DALTON**

**Career .....Category.....Season**  
 3, at North Texas (9/28/19)..... Tackles ..... 3, at North Texas (9/28/19)

**DALTON WITHERSPOON**

**Career .....Category.....Season**  
 3, Prairie View A&M (9/7/19)..... Field goals .....3, Prairie View A&M (9/7/19)  
 46, Prairie View A&M (9/7/19)..... Long field goal .....46, Prairie View A&M (9/7/19)  
 7, 5x, last vs. Temple (11/10/18) ..... PATs..... 5, at North Texas (9/28/19)  
 5, at Oklahoma (9/1/19)..... Kickoffs .....5, at Oklahoma (9/1/19)  
 62.5, Prairie View A&M (9/7/19)..... Kickoff average ..... 62.5, Prairie View A&M (9/7/19)  
 1, Oklahoma (9/1/19)..... Touchbacks.....1, at Oklahoma (9/1/19)

**BLAKE YOUNG**

**Career .....Category.....Season**  
 5, Temple (11/10/18)..... Tackles .....4, Prairie View A&M (9/7/19)  
 2, Temple (11/10/18).....Tackles for loss .....1, at North Texas (9/28/19)  
 1, Temple (11/10/18).....Sacks .....



THE AMERICAN/NCAA RANKINGS

INDIVIDUAL

Category	Player	Stat	AAC Rank	NCAA Rank
Rushing Yards	D'Eriq King	312	11	107
	Patrick Carr	279	13	135
	Kyle Porter	273	15	141
Rushing Yards/Game	D'Eriq King	78.0	8	57
	Kyle Porter	68.3	9	69
Rush Yards/Carry	Kyle Porter	5.81	3	36
	D'Eriq King	5.67	5	40
Rush Touchdowns	D'Eriq King	6	3	13
	Patrick Carr	3	14	95
Completion Percentage	D'Eriq King	52.7	10	110
Completions/Game	D'Eriq King	14.5	8	89
Pass Efficiency	D'Eriq King	117.7	9	102
Pass Yards	D'Eriq King	663	9	114
Pass Yards/Game	D'Eriq King	165.8	8	97
Pass Yards/Completion	D'Eriq King	11.43	10	90
Pass Touchdowns	D'Eriq King	6	8	81
Yards/Pass Attempt	D'Eriq King	6.03	10	108
Receiving Touchdowns	Marquez Stevenson	3	6	68
	Keith Corbin	2	12	142
Receiving Yards	Marquez Stevenson	298	12	113
Receiving Yards/Game	Marquez Stevenson	59.6	10	118
Receptions/Game	Marquez Stevenson	4.8	9	75
Yards/Reception	Keith Corbin	17.45	6	64
Total Offense/Game	D'Eriq King	243.8	5	57
All Purpose Yards	Marquez Stevenson	99.8	11	87
	Kyle Porter	78.5	21	185
Points Responsible For	D'Eriq King	72	4	31
	Dalton Witherspoon	41	18	154
Points Responsible For/Game	D'Eriq King	18.0	1	11
	Dalton Witherspoon	8.2	15	144
Total Touchdowns	D'Eriq King	6	6	31
	Marquez Stevenson	4	14	105
Scoring/Game	D'Eriq King	9.0	4	28
	Dalton Witherspoon	8.2	6	50
Total Tackles/Game	Grant Stuard	8.8	1	45
Sacks/Game	David Anenih	0.90	4	20
Interceptions				
Interceptions/Game	Shaun Lewis	0.33	7	92
	Gleson Sprewell	0.33	17	139
Field Goals/Game	Dalton Witherspoon	1.40	2	27
Punt Average	Dane Roy	45.9	2	14
Blocked Kicks	Keith Corbin	2	1	1

TEAM

Category	Stat	AAC Rank	NCAA Rank
Scoring Offense	33.8	6	39
Scoring Defense	32.0	11	105
Total Offense	409.4	7	72
Total Defense	492.0	12	123
Rushing Offense	251.0	3	12
Rushing Defense	178.8	10	92
Pass Offense	158.4	11	118
Pass Defense	313.2	12	123
Pass Efficiency	122.62	10	101
Pass Defense Efficiency	151.30	11	103
Interceptions	2	10	103
Sacks/Game	2.00	8	77
Sacks Allowed/Game	2.80	9	104
First Downs	112	6	64
First Downs Allowed	114	9	88
3rd-Down Conversion Pct.	42.2	4	45
Opp. 3rd-Down Conversion Pct.	35.7	7	57
4th-Down Conversion Pct.	50.0	8	64
Opp. 4th-Down Conversion Pct.	61.5	9	96
Red Zone Offense Pct.	94.7	2	15
Red Zone Defense Pct.	87.5	8	95
Penalties/Game	5.0	1	15
Penalty Yards/Game	48.0	3	35
Time of Possession	30:22	7	57
Turnover Margin/Game	0.00	5	64
Net Punt Average	42.10	2	17
Kick Return Average	25.22	3	25
Kickoff Coverage	20.33	7	61
Punt Return Average	16.00	1	12
Punt Coverage	10.00	9	90