

# CINCINNATI BASKETBALL

2 NATIONAL TITLES • 6 FINAL FOURS • 8 ELITE EIGHTS • 10 SWEET SIXTEENS • 30 NCAA TOURNAMENTS • 38 CONFERENCE CHAMPIONSHIPS

## GAME 19

20/20 **CINCINNATI (16-2, 6-0 AMERICAN)**

**AT TULANE (4-14, 1-5 AMERICAN)**

Saturday, Jan. 21 • 4 p.m. (ET) • Devlin Fieldhouse • New Orleans, La.

## GAME AT A GLANCE

**SERIES INFO:** 39th meeting; Cincinnati leads 24-14 overall; UC leads 14-6 in Cincinnati and 2-0 at neutral sites.

The series is tied 8-8 in New Orleans.

**LAST MEETING:** Cincinnati won 92-56 on Jan. 1, 2017 at Fifth Third Arena in Cincinnati.

**STREAK:** Cincinnati - 3

**COACHES:** Mick Cronin is in his 11th season at Cincinnati (223-131); 14th season overall (292-155)

**Mike Dunleavy Sr.** is in his first season at Tulane (4-14); first season on collegiate level (4-14)

**AP/USA TODAY RANKINGS (JAN. 16):** Cincinnati (20/20); Tulane (--/--)

**RADIO:** 700 WLW; **Dan Hoard** provides play-by-play with color analyst **Terry Nelson**

**TV:** CBS Sports Network; **John Sadak** provides play-by-play with color analyst **Chris Walker**. **Swin Cash** reports.

**UC TWITTER PAGES:** @GoBears and @GoBearsMBB

## CINCINNATI PROBABLE STARTERS & RESERVES

NO.	NAME	POS.	HT.	WT.	CL.-EXP.	HOMETOWN	GP-GS	PPG	RPG	APG	MIN
10	Troy Caupain	G	6-4	210	Sr.-3L	Midlothian, Va.	18-18	10.7	5.8	4.6	31.7
25	Kevin Johnson	G	6-3	185	Sr.-3L	Cincinnati, Ohio	18-18	8.6	2.4	1.5	28.4
1	Jacob Evans III	G/F	6-6	210	So.-1L	Baton Rouge, La.	18-18	14.1	4.1	2.6	31.2
11	Gary Clark	F	6-8	225	Jr.-2L	Clayton, N.C.	18-18	10.1	6.9	2.5	27.5
24	Kyle Washington	F	6-9	230	Jr.-Tr.	Champlin, Minn.	18-17	13.9	7.4	1.6^	24.3
<b>OFF THE BENCH</b>											
3	Justin Jenifer	G	5-10	175	So.-1L	Baltimore, Md.	18-0	4.1	1.1	2.2	15.1
34	Jarron Cumberland	G	6-5	218	Fr.-HS	Wilmingtion, Ohio	18-0	6.2	2.4	1.4	16.1
13	Tre Scott	F	6-8	225	R-Fr.-HS	Darien, Ga.	18-0	4.3	3.7	0.8^	13.4
33	Nysier Brooks	C	6-11	240	Fr.-HS	Philadelphia, Pa.	18-0	2.8	1.4	0.9^	8.2
0	Quadri Moore	F	6-8	230	Jr.-2L	Linden, N.J.	12-1	2.8	1.3	0.3*	7.8
45	Zack Tobler	F	6-5	225	Sr.-3L	Fort Mitchell, Ky.	7-0	1.7	0.9	0.3*	2.3
32	John Koz	G	6-1	190	Fr.-HS	Cleveland, Ohio	5-0	0.0	0.2	0.2	1.4
14	Jackson Bart	F	6-5	210	R-Fr.-Tr.	Bartlesville, Okla.	6-0	0.0	0.0	0.0	1.3

Starters based on last game; @-Statistics from last season of high school; ^-Blocks; \*-Steals

## CINCINNATI STORYLINES

- » Cincinnati's current nine-game win streak is its longest since a 15-game streak during the 2013-14 season (Dec. 17 through Feb. 6) and the fourth longest of the Mick Cronin coaching era (since start of 2006-07 campaign). The Bearcats are off to their best start in league play at 6-0 since winning their first 11 American Athletic Conference games during the 2013-14 campaign en route to winning a share of the conference crown (with Louisville) at 15-3.
- » **Gary Clark** and **Kevin Johnson** have played key roles in UC's current nine-game win streak. Clark is averaging 11.6 points while shooting a team-best 60.3 percent (41 of 68) from the field with a team-high 7.0 rebounds to go with 3.3 assists. He has three double-doubles during the stretch. Johnson ranks fourth on the squad in scoring (11.1 points) during the win streak, shooting 43.8 percent (35 of 80) from the field with a team-high 18 threes and team-best 1.3 steals per game.
- » **Kyle Washington** was named to the league's weekly honor roll on Monday. He leads all Bearcats over the last four games in points (15.5), rebounds (7.3) and blocks (2.3). His six double-doubles this season were tied for third among conference players entering Thursday.
- » **Troy Caupain** ranks second on the team in scoring during league play, averaging 11.5 points while shooting a team-best 52.4 percent (11 of 21) from three-point range with 6.2 rebounds and 4.7 assists.
- » Saturday's road game at Tulane marks Cincinnati's third game of the week. The Bearcats won at East Carolina (55-46 on Jan. 15) and defeated Temple (81-74 on Jan. 18) in the Queen City.
- » The Bearcats entered Thursday ranked among the nation's top 25 leaders in eight categories: field goal percentage defense (third at .364), assists-to-turnovers ratio (eighth at 1.59), blocks shots per game (eighth at 6.2), scoring defense (10th at 61.4), fewest fouls per game (11th at 15.3), fewest turnovers per game (12th at 10.6), scoring margin (12th at +15.9) and three-point percentage defense (20th at .301).

## 2016-17 SCHEDULE/RESULTS

Day/Date	Opponent	TV	Time/Result
Wed./Nov. 2	Bellarmine (Exh.)	Bearcats TV	W, 64-55

### NAISMITH MEMORIAL HALL OF FAME TIP-OFF

Fri./Nov. 11	1-Brown	ESPN3	W, 84-55
Mon./Nov. 14	1-Albany	ESPNU	W, 74-51
Sat./Nov. 19	2-No. 21 Rhode Island	ESPN3	L, 71-76
Sun./Nov. 20	2-Penn State	ESPN2	W, 71-50

Wed./Nov. 23	Samford	ESPN3	W, 70-55
Sat./Nov. 26	Lipscomb	F50/ESPN3	W, 91-68
Thurs./Dec. 1	at No. 19 Iowa State	ESPN	(OT) W, 55-54
Sun./Dec. 4	Bowling Green	ESPNU	W, 85-56
Sat./Dec. 10	at No. 16 Butler	F51	L, 65-75
Tues./Dec. 13	Texas Southern	ESPN3	W, 96-58
Sat./Dec. 17	Fairleigh Dickinson	F50/ESPN3	W, 119-68
Thurs./Dec. 22	Marshall	CBSSN	(OT) W, 93-91
Wed./Dec. 28	at Temple •	ESPNU	W, 56-50
Sun./Jan. 1	Tulane •	CBSSN	W, 92-56
Sat./Jan. 7	at Houston •	ESPNU	W, 67-58
Thurs./Jan. 12	SMU •	ESPN	W, 66-64
Sun./Jan. 15	at East Carolina •	CBSSN	W, 55-46
Wed./Jan. 18	Temple •	CBSSN	W, 81-74
Sat./Jan. 21	at Tulane •	CBSSN	4 p.m.
Thurs./Jan. 26	3-Xavier	ESPN2	7 p.m.
Sun./Jan. 29	USF •	CBSSN	4 p.m.
Wed./Feb. 1	at Tulsa •	CBSSN	9 p.m.
Sat./Feb. 4	UConn •	ESPN/ESPN2	TBA
Wed./Feb. 8	UCF •	ESPNU	9 p.m.
Sun./Feb. 12	at SMU •	ESPN	4 p.m.
Wed./Feb. 15	at USF •	ESPNU	7 p.m.
Sat./Feb. 18	Tulsa •	ESPNU	12 p.m.
Thurs./Feb. 23	Memphis •	ESPN/ESPN2	7 p.m.
Sun./Feb. 26	at UCF •	CBSSN	3 p.m.
Thurs./Mar. 2	Houston •	ESPN/ESPN2	7 p.m.
Sun./Mar. 5	at UConn •	CBS	12 p.m.

### AMERICAN CHAMPIONSHIP (HARTFORD, CONN.)

Mar. 9-12	4-TBA	ESPN Networks	TBA
-----------	-------	---------------	-----

### NCAA CHAMPIONSHIP

Mar. 14-15	First Four	Turner	TBA
Mar. 16-19	First & Second Rounds	CBS/Turner	TBA
Mar. 23-26	Regional Semis/Finals	CBS/Turner	TBA
Apr. 1 & 3	Final Four/Championship	CBS/Turner	TBA

**Notes:** All times listed are Eastern. Home games are in **boldface**.

(\*) - Denotes American Athletic Conference game.

**Key:** CBSSN - CBS Sports Network; F50/ESPN3 - Game will be televised regionally by FOX Sports Ohio and is also available on ESPN3 outside the F50 viewing area. F51 - Fox Sports 1;

ESPN/ESPN2 - Game will be televised by either ESPN or ESPN2 with decision made one week prior.

1-Naismith Memorial Hall of Fame Tip-Off (campus sites); 2-Naismith Memorial Hall of Fame Tip-Off (Mohegan Sun); 3-Skyline Chili Crosstown Shootout; 4-American Championship (XL Center);

# WE WEAR CINCINNATI!

## 2016-17 CINCINNATI NUMERICAL ROSTER

NO.	NAME	POS.	HT.	WT.	CLASS	EXP.	HOMETOWN/LAST SCHOOL
0	Quadri Moore	F	6-8	230	Jr.	2L	Linden, N.J./Linden HS
1	Jacob Evans III	G/F	6-6	210	So.	1L	Baton Rouge, La./St. Michael the Archangel HS
3	Justin Jenifer	G	5-10	175	So.	1L	Baltimore, Md./Milford Mill Academy
10	Troy Caupain	G	6-4	210	Sr.	3L	Midlothian, Va./Cosby HS
11	Gary Clark	F	6-8	225	Jr.	2L	Clayton, N.C./Clayton HS
13	Tre Scott	F	6-8	225	R-Fr.	HS	Darien, Ga./McIntosh County Academy
14	Jackson Bart #	F	6-5	210	R-Fr.	Tr.	Bartlesville, Okla./Oral Roberts
15	Cane Broome @	G	6-0	160	Jr.	Tr.	East Hartford, Conn./Sacred Heart
24	Kyle Washington	F	6-9	230	Jr.	Tr.	Champlin, Minn./NC State
25	Kevin Johnson	G	6-3	185	Sr.	3L	Cincinnati, Ohio/Summit Country Day School
32	John Koz #	G	6-1	190	Fr.	HS	Cleveland, Ohio/Bay HS
33	Nysier Brooks	C	6-11	240	Fr.	HS	Philadelphia, Pa./Advanced Prep International (Texas)
34	Jarron Cumberland	G	6-5	218	Fr.	HS	Wilmington, Ohio/Wilmington HS
45	Zack Tobler #	F	6-5	225	Sr.	3L	Fort Mitchell, Ky./Covington Catholic HS

## 2016-17 CINCINNATI ALPHABETICAL ROSTER

NO.	NAME	POS.	HT.	WT.	CLASS	EXP.	HOMETOWN/LAST SCHOOL
14	Jackson Bart #	F	6-5	210	R-Fr.	Tr.	Bartlesville, Okla./Oral Roberts
33	Nysier Brooks	C	6-11	240	Fr.	HS	Philadelphia, Pa./Advanced Prep International (Texas)
15	Cane Broome @	G	6-0	160	Jr.	Tr.	East Hartford, Conn./Sacred Heart
10	Troy Caupain	G	6-4	210	Sr.	3L	Midlothian, Va./Cosby HS
11	Gary Clark	F	6-8	225	Jr.	2L	Clayton, N.C./Clayton HS
34	Jarron Cumberland	G	6-5	218	Fr.	HS	Wilmington, Ohio/Wilmington HS
1	Jacob Evans III	G/F	6-6	210	So.	1L	Baton Rouge, La./St. Michael the Archangel HS
3	Justin Jenifer	G	5-10	175	So.	1L	Baltimore, Md./Milford Mill Academy
25	Kevin Johnson	G	6-3	185	Sr.	3L	Cincinnati, Ohio/Summit Country Day School
32	John Koz #	G	6-1	190	Fr.	HS	Cleveland, Ohio/Bay HS
0	Quadri Moore	F	6-8	230	Jr.	2L	Linden, N.J./Linden HS
13	Tre Scott	F	6-8	225	R-Fr.	HS	Darien, Ga./McIntosh County Academy
45	Zack Tobler #	F	6-5	225	Sr.	3L	Fort Mitchell, Ky./Covington Catholic HS
24	Kyle Washington	F	6-9	230	Jr.	Tr.	Champlin, Minn./NC State

@ - Will sit out the 2015-16 season due to NCAA transfer rules; # - Walk-on

### COACHING & SUPPORT STAFF

Head Coach: Mick Cronin (11th season at UC; 14th season overall)

Associate Head Coach: Larry Davis

Assistant Coaches: Darren Savino, Antwon Jackson

Director of Basketball Operations: Mark Berger

Director of Student-Athlete Development: T.J. Wolf

Video Coordinator: Greg YOUNCOFSKI

Program Assistant: JaQuon Parker

Head Athletic Trainer: Robb Williams

Director of Strength & Conditioning: Mike Rehfeldt

Assistant Director of Equipment: Andy Frigge

## PRONUNCIATION

NYSIER Brooks	nah-SEER
Troy CAUPAIN	co-PAIN
JARRON Cumberland	JAIR-in
John KOZ	COSE (or rhymes with nose)
QUADRI Moore	QUAD-ree

## ROSTER INFORMATION

### BY STATE/COUNTRY

Connecticut	(1) Cane Broome
Georgia	(1) Tre Scott
Kentucky	(1) Zack Tobler
Louisiana	(1) Jacob Evans
Maryland	(1) Justin Jenifer
Minnesota	(1) Kyle Washington
New Jersey	(1) Quadri Moore
North Carolina	(1) Gary Clark
Ohio	(3) Jarron Cumberland, Kevin Johnson, John Koz
Oklahoma	(1) Jackson Bart
Pennsylvania	(1) Nysier Brooks
Virginia	(1) Troy Caupain

### BY CLASS

True Freshmen	(3) Nysier Brooks, Jarron Cumberland, John Koz
R-Freshmen	(2) Jackson Bart, Tre Scott
Sophomores	(2) Jacob Evans III, Justin Jenifer
Juniors	(4) Cane Broome, Gary Clark, Quadri Moore, Kyle Washington
Seniors	(3) Troy Caupain, Kevin Johnson, Zach Tobler

### BY HEIGHT

6-11	(1) Nysier Brooks
6-9	(1) Kyle Washington
6-8	(3) Gary Clark, Quadri Moore, Tre Scott
6-6	(1) Jacob Evans III
6-5	(3) Jackson Bart, Jarron Cumberland, Zack Tobler
6-4	(1) Troy Caupain
6-3	(1) Kevin Johnson
6-1	(1) John Koz
6-0	(1) Cane Broome
5-10	(1) Justin Jenifer

## CINCINNATI QUICK FACTS

### GENERAL INFORMATION

Location	Cincinnati, Ohio 45221
Founded	1819
Enrollment	44,338
Nickname	Bearcats
Colors	Red (PMS: 186) and Black
Arena (Capacity)	Fifth Third Arena (13,176)
Affiliation	NCAA Division I
Conference	American
President	Neville Pinto
Director of Athletics	Mike Bohn
Faculty Representative	Dr. David M. Szymanski
Department of Athletics Phone	(513) 556-4603
Athletics Ticket Office Phone	(877) CATS-TIX

### ATHLETIC COMMUNICATIONS

Asst. AD/Primary Basketball Contact	Andre Foushee
Office/Cell Phone	(513) 556-5182/(859) 797-7871
Email Address	Andre.Foushee@uc.edu
Secondary Basketball Contact	Alex Ryan
Office/Cell Phone	513-556-0618/(513) 623-9992
Email Address	Alex.Ryan@uc.edu
Press Row Phone	(513) 556-3800
Website	GoBears.com
Twitter	@GoBears.com and @GoBearsMBB

### BASKETBALL STAFF

Head Coach	Mick Cronin (Cincinnati '97)
Basketball Office Phone	(513) 556-5847
Associate Head Coach	Larry Davis (Asbury '78)
Assistant Coach	Darren Savino (Jersey City '94)
Assistant Coach	Antwon Jackson (Pikeville College '93)
Director of Operations	Mark Berger (Cincinnati '01)
Dir. of Student-Athlete Development	T.J. Wolf (Murray State '07)
Video Coordinator	Greg YOUNCOFSKI (Kansas '13)
Program Assistant	JaQuon Parker (Cincinnati '14)
Assoc. AD/Sports Medicine	Bob Mangine (Pittsburgh '73)
Head Athletic Trainer	Robb Williams (Ohio State '82)
Dir. /Strength & Condition	Mike Rehfeldt (St. Cloud St. '05)
Administrative Assistant	Winona Shaw-Gunn

### HISTORY

First year of basketball	1901-02
All-time record	1,743-999 (.636)
NCAA appearances / last	30 / 2016
All-time record	44-29 (.603)
Final Four appearances / last	6 / 1992
Elite Eight appearances / last	8 / 1996
Sweet 16 appearances / last	10 / 2012
Conference Championships / last	38 / 2014
Postseason NIT appearances / last	10 / 2010
All-time record	8-10 (.444)

### TEAM INFORMATION

2015-16 Record	22-11
American Athletic Conference Record (Place)	12-6 (T-3rd)
Starters returning/lost	2/3
Letterwinners returning/lost	7/4
Percent of scoring returning	57.2 percent (1,384 of 2,418)
Percent of rebounding returning	55.5 percent (662 of 1,193)



## GAME PREVIEW

- » Looking for its 10th consecutive win, the No. 20/20 Cincinnati Bearcats (16-2, 6-0 American) visit Tulane (4-14, 1-5 American) on Saturday at Devlin Fieldhouse in New Orleans, Louisiana. Tip time is set for 4 p.m. ET on CBS Sports Network and 700 WLW.
- » The Bearcats won their 19th consecutive home game on Wednesday, earning an 81-74 victory over Temple. Four Bearcats scored in double figures led by Troy Caupain's 18 points, nine rebounds and seven assists. Kevin Johnson and Kyle Washington added 16 points each. Jacob Evans contributed 15 points.
- » The Green Wave dropped an 89-82 decision Wednesday at Tulsa. Four Tulane players scored in double figures led by Cameron Reynolds, who posted a double-double with 20 points and a game-high 12 rebounds.
- » UC and Tulane met earlier this year with the Bearcats posting a 92-56 home win on New Year's Day. UC's Jarron Cumberland led all scorers with a career-high 19 points on 6-of-8 shooting with a trio of threes.
- » Cincinnati leads the all-time series with Tulane 24-14 overall. The series is tied 8-8 in New Orleans.
- » The Bearcats return home Thursday when they play host to Xavier in the annual Skyline Chili Crosstown Shootout. Tip time is set for 7 p.m. ET on ESPN2 and 700 WLW.

## SCOUTING TULANE

- » Tulane enters Saturday's contest having lost two in a row and three of four since falling to Cincinnati 92-56 on New Year's Day at Fifth Third Arena.
- » Three players average double figures: guard Cameron Reynolds (15.6 points, 6.6 rebounds, team-high 41 three-pointers); guard Kain Harris (12.5 points, 32 three-pointers); guard Melvin Frazier (10.4 points, 4.4 rebounds, .421 field goal percentage).
- » Cameron Reynolds ranks among the league leaders in three-pointers made (fifth at 2.3), defensive rebounds (fifth at 5.2), scoring (seventh at 15.6), three-point percentage (11th at .383) and rebounding (15th at 6.6).
- » Kain Harris ranks third in the league, shooting 84.8 percent (39 of 46) from the free throw line.
- » Melvin Frazier ranks third in The American with 1.6 steals.
- » As a team, Tulane leads the conference, shooting 73.2 percent (271 of 370) from the free throw line.
- » Mike Dunleavy, Sr., is in his first season as head coach at Tulane and first as a head coach at the collegiate level. He won 613 regular season games in the NBA, 24th-most in league history, with the L.A. Lakers, Milwaukee Bucks, Portland Trailblazers and L.A. Clippers.
- » Tulane was picked to finish 11th in The American according to a preseason poll of the league's coaches.

## TULANE SERIES HISTORY

- » Cincinnati leads the all-time series with Tulane 24-14, including a 14-6 mark in Cincinnati and 2-0 record at neutral sites. The series is tied 8-8 in New Orleans, Louisiana.
- » UC claimed a 92-56 home win over Tulane 20 days ago on New Year's Day at Fifth Third Arena.
- » The Bearcats claimed a 97-75 win over the Green Wave in the lone meeting between the teams last season (Jan. 24, 2016 at Fifth Third Arena).
- » Tulane defeated Cincinnati at the buzzer, 50-49, at Fifth Third Arena on Feb. 14, 2015. Two weeks later the Bearcats registered a 63-47 victory at Devlin Fieldhouse in New Orleans on Feb. 28, 2015.
- » The Bearcats have won 13 of the last 14 meetings dating back to an 86-72 home win on Jan. 14, 1995.
- » The two schools spent time together as league members in the Metro Conference (1976-91), Great Midwest Conference (1992-1995) and Conference USA (1996-2005).

## LOOKING BACK AT RECENT MEETINGS

- » **EARLIER THIS SEASON IN CINCINNATI**
- » **CINCINNATI 92, TEMPLE 56 - (Jan. 1, 2017)**
- » Jarron Cumberland scored a career-high 19 points on 6-of-8 shooting with a trio of three-pointers to lead three Bearcats in double figures in Cincinnati's 92-56 home win over Tulane on New Year's Day.
- » UC made a season-high 13 three-pointers Besides Cumberland's effort, teammates Kevin Johnson and Jacob Evans hit three three-pointers as well. Johnson finished 6 of 10 from the field for 15 points while Evans made 5 of 8 field goals to tally 13 points.
- » Cameron Reynolds led Tulane with 17 points.
- » Cincinnati won its fifth straight contest and 17th consecutive game at Fifth Third Arena.
- » UC shot 56.9 percent from the field overall and made 13 of 24 from long range while holding Tulane to 27.4 percent, 18.8 percent in the second half.
- » The Green Wave trailed, 34-27, with 1:20 to go in the half. Following a UC timeout, the Bearcats scored the last five points of the half – two on a Kyle Washington dunk and three on a Johnson trey, to take a 39-27 lead into intermission.
- » UC started the second half by making four of its first five shots to extend its 12-point halftime lead to 19. Four minutes later, after a flurry of four straight 3-pointers, the lead was 60-34 with 14:08 to go. By the 11:56 mark, the Bearcats had made 10 of 11 from the field in the second half, seven of eight from long range, to build a 70-37 lead.
- » **LAST YEAR'S MEETING IN CINCINNATI**
- » **CINCINNATI 97, TULANE 75 - (Jan. 24, 2016)**
- » CINCINNATI (AP) - Shaq Thomas and Gary Clark scored 17 points each and Cincinnati cruised by Tulane 97-75 to give coach Mick Cronin his 200th victory with the Bearcats.
- » Farad Cobb added 16 points and Troy Caupain handed out nine assists for the Bearcats, who shot 56.5 percent, including 11 of 21 from 3-point range.
- » The Bearcats turned 19 Tulane turnovers into 27 points and outscored the Green Wave 40-20 in the paint.
- » Cincinnati led from the opening minute, making its first 11 field-goal attempts, and had a 22-point lead only six minutes into the game after a 16-0 run. The Bearcats led 49-27 at halftime and were up by 80-40 with just under 10 minutes left.
- » Malik Morgan made five 3-pointers and scored a career-high 23 points for the Green Wave.

## STATISTICAL COMPARISON

CINCINNATI	CATEGORY	TEMPLE
77.3	PPG	70.7
61.4	OPP PPG	79.4
.476	FG%	.400
.364	OPP FG%	.483
.349	3FG%	.324
.311	OPP 3FG%	.402
6.9	3FGs/Game	7.2
6.9	OPP 3FGs/Game	7.6
.668	FT%	.732
+5.2	Rebounds Margin	-3.4
6.2	Blocks	4.3
7.2	Steals	6.1
16.8	Assists	13.3
10.6	Turnovers	13.8
15.3	Fouls	21.9

## RECAPING THE TEMPLE WIN

- » CINCINNATI (AP) -- Trailing after an ugly first half, No. 20 Cincinnati put together one of its best stretches of the season and got its ninth straight win.
- » Kyle Washington scored 10 of his 16 points in the second half, leading the 20th-ranked Bearcats to an 81-74 victory over Temple on Wednesday night that kept Cincinnati perfect in American Athletic Conference play.
- » The Bearcats (16-2, 6-0) trailed by six points before Washington made two one-handed shots over defenders during a decisive 17-5 run that put them ahead to stay. Cincinnati went 17 of 23 from the field in the second half and led by as many as 13 points.
- » Cincinnati took control by getting the ball inside to Washington and Gary Clark, who had seven points and eight assists.
- » The Bearcats extended their best winning streak in three seasons and completed a series sweep of the Owls (10-10, 1-6).
- » Troy Caupain had 18 points and seven assists for the Bearcats, including seven free throws in the closing minutes. Four players finished in double figures after a sluggish first half in which Cincinnati shot only 33 percent from the field.
- » Shizz Alston, Jr., led Temple with 25 points for the second game in a row, matching his career high.

## NATIONALLY RANKED FOR SEVENTH CONSECUTIVE WEEK

- » Cincinnati moved up both national polls released Monday, climbing to No. 20 in both the Associated Press and USA Today polls. It marks the Bearcats' highest ranking this season in both listings.
- » UC has been listed in both polls eight weeks this season, including each of the last seven.
- » The Bearcats were ranked at No. 24/25 on Nov. 14 before suffering a 76-71 loss to then-No. 21 Rhode Island in the semifinals of the Naismith Memorial Hall of Fame Tip Off on Nov. 19 in Uncasville, Conn.
- » The Bearcats have been listed in the AP poll in 42 seasons in their history, including at some point in six of the last seven campaigns, climbing as high as No. 7 during the 2013-14 season. UC was ranked for 13 weeks in both the AP and USA polls during the 2012-13 season – a Mick Cronin coaching-era high.
- » The Bearcats have been listed in the AP Top 25 for 402 weeks all-time.

## WHAT'S BEEN SAID

### CINCINNATI IN PRESEASON RANKINGS

POLL	RANKING
Associated Press Poll	RV
USA Today Coaches' Poll	25
Pomeroy Ratings	28
Athlon Magazine	20
Lindy's Magazine	17
Sporting News Magazine	NR
Dick Vitale's Top 40	26

### PREDICTING CINCINNATI'S LEAGUE FINISH

OUTLET	FINISH
AAC Preseason Coaches' Poll	1st
Athlon Magazine	2nd
Lindy's Magazine	2nd
Sporting News Magazine	2nd

### PLAYER PRAISE

OUTLET	HONOR/ACCOLADE
--------	----------------

#### TROY CAUPAIN

Atlanta Tip-Off Club	Naismith Men's College POY Watch List
CollegeInsider.com	Lute Olson National POY Watch List
AAC Coaches	AAC Preseason Co-Player of the Year
AAC Coaches	AAC First Team (unanimous)
Athlon Magazine	AAC First Team
Athlon Magazine	Undisputed leader of the team
Athlon Magazine	Caupain-Clark are AAC's best duo
Lindy's Magazine	Top playmaker in the AAC
Lindy's Magazine	Legit All-American candidate
Sporting News	Second among Top 10 AAC players
CBS Sports	Top 100 players poll (73rd)
Sports Illustrated	Top 100 scorers (91st)
Sports Illustrated	Caupain-Clark are AAC's best duo
Mark Adams, ESPN Analyst	1 of nation's Top 12 point guards

#### GARY CLARK

CollegeInsider.com	Lute Olson National POY Watch List
AAC Coaches	AAC First Team (unanimous)
Athlon Magazine	AAC First Team
Athlon Magazine	Caupain-Clark are AAC's best duo
Lindy's Magazine	AAC First Team
Lindy's Magazine	AAC's top defender
Sporting News	Fourth among Top 10 AAC players
Sports Illustrated	Caupain-Clark are AAC's best duo
CBS Sports	Top 100 players poll (70th)
Mark Adams, ESPN Analyst	1 of nation's Top 13 power forwards
Jon Rothstein, U Sports	1 of nation's Top 10 glue guys

#### KYLE WASHINGTON

Athlon Magazine	1 of nation's Top 14 impact transfers
Jon Rothstein, U Sports	1 of nation's Top 20 impact transfers
Lindy's Magazine	AAC's most impactful newcomer
Sporting News	1 of Top 5 AAC newcomers

#### JACOB EVANS

Naismith HOF	Jerry West Top-Shooting Guard Award Watch List
Jeff Goodman, ESPN	Cincinnati's best NBA draft prospect
Jon Rothstein, U Sports	1 of nation's Top 20 breakout players

#### JARRON CUMBERLAND

Jon Rothstein, U Sports	1 of nation's Top 20 under radar players
Sports Illustrated	35th on top freshmen scorers poll

### OVERALL WIN STREAK AT NINE GAMES

- » Cincinnati has won its last nine game overall after defeating Temple, 81-74, on Wednesday at Fifth Third Arena in Cincinnati.
- » It marks the Bearcats' fourth-longest win streak of the Mick Cronin coaching era.

### UC'S LONGEST WIN STREAKS OVERALL (CRONIN ERA)

GAMES	SEASON (DATES)
15	2013-14 (Dec. 17-Feb. 6)
15	2010-11 (Nov. 15-Jan. 6)
12	2012-13 (Nov. 11-Dec. 22)
9	2016-17 (Dec. 13-Present)

### HOME-COURT WIN STREAK AT 19 GAMES

- » Cincinnati has won its last 19 home games entering next Thursday's game with Xavier. The Bearcats were a perfect 16-0 at home during the 2016 calendar year.
- » It's tied for the longest home-court win streak of the Mick Cronin. The Bearcats also won 19 consecutive home from March 2, 2013 through Feb. 15, 2014.
- » UC's last loss at home came in a 77-70 decision to Temple in the league opener last season (12/29/15).
- » It marks the third-longest home-court win streak in Fifth Third Arena history (since the start of the 1989-90 season).

### UC'S LONGEST HOME-COURT WIN STREAKS (FIFTH THIRD ARENA ERA)

GAMES	DATES
41	Nov. 30, 1997-Feb. 13, 2000
25	Feb. 27, 1992-Jan. 5, 1994
19	Jan. 1, 2016-Present

### FIFTH THIRD ADVANTAGE

- » Cincinnati is 58-7 at Fifth Third Arena since the start of the 2013-14 season. The Bearcats were 14-3 at home last season, 15-3 in 2014-15 and 18-1 in 2013-14.
- » The Bearcats have won 19 consecutive at home dating back to a 76-57 win over Tulsa (1/2/16). UC went undefeated at home with a 16-0 mark during the 2016 calendar year.
- » UC is 27-3 at Fifth Third Arena in American Athletic Conference games.
- » UC is 379-79 (.828) all time in Fifth Third Arena, home of the Bearcats since the 1989-90 campaign. UC is 143-45 (.761) at the facility during the Mick Cronin coaching era.

### WASHINGTON NAMED TO AMERICAN'S WEEKLY HONOR ROLL AGAIN

- » For the second consecutive week, Kyle Washington was named to the American Athletic Conference Weekly Honor Roll on Monday.
- » Washington averaged a team-high 13.5 points, 8.0 rebounds and 3.0 blocks in a pair of UC wins.
- » He registered his sixth double-double of the season on Sunday in UC's 55-46 road win at East Carolina, tallying a team-high 16 points, game-best 11 rebounds to go with three blocks. Earlier in the week he recorded 11 points, five rebounds and three blocks in the Bearcats' 66-64 home win over SMU on Thursday. For the week Washington shot 50 percent (11 of 22) from the field.
- » It marks the fifth time this season the conference has honored Washington. He was named The American's Player of the Week on Dec. 5. He also received the league's weekly honor roll recognition last week and in back-to-back weeks on Nov. 21 and Nov. 28.

### CINCINNATI'S AWARD WINNERS THIS SEASON

NAME	AWARD
Kyle Washington	American Weekly Honor Roll (Jan. 16)
	American Weekly Honor Roll (Jan. 9)
	American Player of the Week (Dec. 5)
	American Weekly Honor Roll (Nov. 28)
	American Weekly Honor Roll (Nov. 21)
	Naismith HOF Tip Off All-Tourney Team
Jarron Cumberland	American Rookie of the Week (Jan. 2)
	American Rookie of the Week (Dec. 19)
Gary Clark	American Player of the Week (Dec. 26)
Kevin Johnson	American Weekly Honor Roll (Dec. 19)
Jacob Evans	American Weekly Honor Roll (Nov. 14)

### CAUPAIN NAMED CANDIDATE FOR SENIOR CLASS AWARD

- » Troy Caupain has been named as one of 30 candidates for the 2016-17 Senior CLASS Award, an honor given annually to a men's basketball student-athlete who excels both on and off the court.
- » To be eligible for the award, a student-athlete must be classified as an NCAA Division I senior and have notable achievements in four areas of excellence: community, classroom, character and competition.
- » A positive example and strong representative for his team, university and the city of Cincinnati, Caupain is an active volunteer who has logged more than 50 hours of service in the Cincinnati community at such places as Our Daily Bread, the Sheakley Boys & Girls Club and the Friar's Club.
- » Continuously encouraging and pushing his peers to strive for excellence, Caupain participated in a 2015 campaign that brought awareness to sexual assault prevention. In October 2016, he served as a host for a panel discussion on race in intercollegiate athletics. He also has been a multi-year member of the Student Athlete Advisory Committee at UC.
- » A criminal justice major, Caupain has shadowed probation officers and a Hamilton County (Ohio) court magistrate and talked with youth at an area juvenile detention center. He is on pace to earn his degree this spring.
- » The 2016-17 American Athletic Conference Co-Preseason Player of the Year, Caupain earned first team all-league honors a year ago. He recently joined UC's 1,000-point club and is on pace to end his career among the top five players in school history in assists, games played and minutes played. He looks to return to the NCAA Tournament for a fourth consecutive time this March.
- » An acronym for Celebrating Loyalty and Achievement for Staying in School, the Senior CLASS Award focuses on the total student-athlete and encourages students to use their platform in athletics to make a positive impact as leaders in their communities.
- » The group of 30 candidates will be narrowed to a field of 10 finalists in February. Those 10 names will be placed on the official ballot. Ballots will be distributed through a nationwide voting system to media, coaches and fans.



## BEARCATS HEADLINERS

### #1 JACOB EVANS, G

- » **PRESEASON HONOR:** Selected to the preseason watch list for the Jerry West Shooting Guard of the Year Award.
- » **SEASON NUMBERS:** Jacob Evans has scored in double figures in 16 of 18 games of the season. Evans leads the team in scoring at 14.1 points while shooting 48.6 percent (87 of 179) from the field and 40.3 percent (31 of 77) from three-point range while averaging 4.1 rebounds.
- » **RANKINGS:** Evans entered Thursday ranked among the league leaders in three-point shooting percentage (sixth at .403), scoring (10th at 14.1), field goal shooting percentage (11th at .486), steals (T-11th at 1.3) and three-pointers made (14th at 1.7).
- » **SEASON-HIGH EFFORTS:** Evans has scored as many as 25 points twice this season: registering 25 points on 8-of-12 shooting with six rebounds against then-No. 21 Rhode Island (11/19); posting 25 points on 9-of-15 shooting with four threes, five assists and four steals against Marshall (12/22).
- » **AWARDS:** Evans was named to The American's Weekly Honor Roll (11/14) after scoring a game-high 23 points on 9-of-12 shooting with four threes in the season opener against Brown (11/11). He was named the league's rookie of the week twice last season.
- » **FRESHMAN SEASON HIGHLIGHTS:** Ranked among the league's freshmen last season in free throw percentage (third at .804), rebounding (fourth at 4.1), blocks (fourth at 0.8), scoring (sixth at 8.4) and three-point percentage (sixth at .333).
- » Scored the most points by a UC freshman in an NCAA Tournament game, posting a career-high 26 points against Saint Joseph's (3/18/16).

### #24 KYLE WASHINGTON, F

- » Preseason publications tabbed Kyle Washington as one of the top transfers in the nation and a top newcomer to The American.
- » The NC State transfer (averaged 6.8 points and 4.1 rebounds with the Wolfpack as a sophomore in 2014-15) is eligible this season after sitting out the 2015-16 campaign due to NCAA transfer rules.
- » **LAST FOUR GAMES:** Washington leads all Bearcats over the last four games in points (15.5), rebounds (7.3) and blocks (2.3).
- » **TEAM LEADER IN DOUBLE-DOUBLES:** Washington leads all Bearcats with six double-doubles this season. He ranks tied for third among conference players entering Thursday.
- » Washington posted his most recent double-double at East Carolina (1/15), posting 16 points and 11 rebounds.
- » He registered five double-doubles in the first seven games of the season.
- » **SEASON NUMBERS:** Washington ranks second on the team in scoring, averaging 13.9 points while shooting 53.3 percent (105 of 197) from the field with a team-high 7.4 rebounds and 1.6 blocks in 18 games. He has scored in double figures in 13 of 18 games this season.
- » **RANKINGS:** Washington entered Thursday tied for third in The American with six double-doubles. He is listed among The American's leaders in rebounds (eighth at 7.4), field goal percentage (sixth at .533), blocks (sixth at 1.6) and scoring (12th at 13.9 points).
- » **HONORS:** Washington has claimed a team-high five honors from the league this season. He has been named to the Weekly Honor Roll four times (Nov. 21, Nov. 28, Jan. 9 and Jan. 16) and tabbed as the league's Player of the Week once (Dec. 5).

- » The left-hander scored a career-high 24 points on 11-of-13 shooting with six rebounds and three blocks in the Bearcats' 85-56 win over Bowling Green (12/4).
- » He posted his fifth double-double of the season with a team-high 13 points to go with 10 rebounds in UC's 55-54 overtime win at then-No. 19 Iowa State (12/1).
- » He also was named to the Naismith Memorial Hall of Fame Tip-Off All-Tournament Team honors while averaging 19.5 points, 13.5 rebounds and 2.5 blocks against then-No. 21 Rhode Island and Penn State. He set then-career highs for points (23) and rebounds (17) in the two games at the Mohegan Sun in Connecticut.
- » The junior forward posted 23 points on 8-of-15 shooting with a pair of threes to go with a game-high 10 rebounds and four blocks against No. 21 Rhode Island (11/19). He then tallied 17 points and a career-high 17 rebounds against Penn State (11/20).
- » **RECORD REBOUNTING PERFORMANCE:** Washington's 17 rebounds against Penn State (11/20) were a Cronin-era high and the most since Cedric McGowan pulled down 20 rebounds to go with 13 points in an 82-60 home win over DePaul on Jan. 4, 2006.

### #11 GARY CLARK, F

- » **PRESEASON HONORS:** Along with Caupain, Gary Clark was selected to the preseason watch list for the Lute Olson National Player of the Year Award and was a unanimous preseason AAC First Team selection (2016-17).
- » **WIN STREAK NUMBERS:** Clark is averaging 11.6 points and shooting a team-best 60.3 percent (41 of 68) to go with 7.0 rebounds during UC's current nine-game win streak. He has three double-doubles during the stretch.
- » **HONORS:** Clark was named The American's Player of the Week (Dec. 26) after helping UC rally to defeat Marshall 93-91 in overtime on Dec. 22, posting his third double-double of the season with a career-high 26 points on 12-of-15 shooting with 10 rebounds to go with three assists and two blocks.
- » **DOUBLE-DOUBLES:** Clark has a trio of double-doubles this season, two against nationally ranked foes. He posted a season-high 26 points and 10 rebounds against Marshall (12/22); 14 points with 12 rebounds at then-No. 16 Butler (12/10); and 11 points and 10 rebounds at then-No. 19 Iowa State (12/1).
- » With 14 double-doubles in his career he ranks second only to Yancy Gates (23 from 2009-12) for most career double-doubles by a UC player during the Mick Cronin era.
- » **SEASON NUMBERS:** Clark is averaging 10.1 points, 6.9 rebounds, 2.5 assists and 1.3 blocks. He has started 84 of 85 career games.
- » **RANKINGS:** Entering Thursday, Clark ranked 34th in the nation among active players with 661 career rebounds. He ranks second for most rebounds by a Bearcat during the Mick Cronin coaching era behind only Yancy Gates (916).
- » Clark also ranked among the league leaders in field goal percentage (fourth at .574), blocks (10th at 1.3) and rebounds (11th at 6.9) entering Thursday.
- » **LOOKING BACK AT 2015-16:** Clark was tabbed The American's Defensive Player of the Year while earning second team all-league accolades.
- » Clark grabbed 290 rebounds last season, most in a single season since Erik Hicks (329 in 2005-06).
- » Pulled own 536 rebounds in his first two seasons, most since Danny Fortson (574 in 1995 and 1996 combined).

### MOST REBOUNDS (CAREER- CRONIN ERA)

RK	NAME (YEAR)	REBOUNDS
1.	Yancy Gates (2009-12)	916
2.	<b>Gary Clark (2015-Present)</b>	<b>654</b>
3.	Justin Jackson (2011-14)	643
4.	Sean Kilpatrick (2011-14)	602

### MOST DOUBLE-DOUBLE (SINGLE-SEASON - CRONIN ERA)

RK	NAME (YEAR)	DOUBLE-DOUBLES
1.	Yancy Gates (2011-12)	10
2.	Justin Jackson (2013-14)	8
	Gary Clark (2015-16)	8
4.	Octavius Ellis (2015-16)	7
5.	<b>Kyle Washington (2016-17)</b>	<b>6</b>
	John Williamson (2006-07)	5
7.	<b>Gary Clark (2016-17)</b>	<b>3</b>
	Mike Williams (2008-09)	3

### MOST DOUBLE-DOUBLE (CAREER - CRONIN ERA)

RK	NAME (YEARS)	DOUBLE-DOUBLE
1.	Yancy Gates (2009-12)	23
2.	<b>Gary Clark (2015-Present)</b>	<b>14</b>
3.	Octavius Ellis (2015-16)	10
4.	John Williamson (2007-08)	8
	Justin Jackson (2011-14)	8
6.	<b>Kyle Washington (2017-Present)</b>	<b>6</b>
7.	Sean Kilpatrick (2011-14)	4

### #10 TROY CAUPAIN, G

- » **PRESEASON HONORS:** Caupain earned selection to preseason watch lists for the Naismith Men's College Player of the Year and the Lute Olson National Player of the Year Award.
- » Coaches in The American tabbed him as the league's Co-Preseason Player of the Year (2016-17) along with Dedric Lawson from Memphis.
- » Along with teammate Gary Clark, Caupain was a unanimous Preseason AAC First Team selection (2016-17).
- » **DURING LEAGUE PLAY:** Caupain ranks second on the team in scoring during league play, averaging 11.5 points while shooting a team-best 52.4 percent (11 of 21) from three-point range with 6.2 rebounds and 4.7 assists.
- » **SEASON-HIGH EFFORT AT NO. 16 BUTLER:** Caupain tallied a season-high 22 points on 9-of-15 shooting with a pair of threes and five rebounds at No. 16 Butler (12/10).
- » **NEWEST MEMBER OF 1,000-POINT CLUB:** Caupain scored seven points at Iowa State (12/1) to eclipse 1,000 points during his career at Cincinnati. He's the 50th player in school history to join the club and the sixth during the Cronin era, joining Sean Kilpatrick (second at 2,145 points), Deonta Vaughn (fourth at 1,885), Yancy Gates (15th at 1,485), Cashmere Wright (22nd at 1,317) and Dion Dixon (24th at 1,281).
- » With the addition of Caupain, Cincinnati becomes one of 25 schools in the nation with at least 50 members in its 1,000-point club.
- » The senior guard is also on pace to finish his career listed among the school leaders in assists, games played and minutes played.
- » **SEASON NUMBERS:** Caupain ranks third on the team in scoring, averaging 10.7 points to go with 5.8 rebounds and 4.6 assists this season. He has started each of the last 64 games and 84 of the last 85 dating back to the start of 2014-15.
- » **RANKINGS:** Caupain ranks 18th in the nation and tied for first in the league with a 3.33-to-1 assist-to-turnover ratio. He also ranks among the league leaders in assists (tied for third at 4.6) and rebounds (19th at 5.8).

- » **ASSISTS LEADER:** Caupain entered Thursday tied for 18th in the nation among active players with 439 career assists. He passed Oscar Robertson (425 assists from 1958-60) for fifth place in school history with five assists against Houston (1/7).
- » Caupain has led UC in assists in 64 of 84 games (76.2 percent) since becoming the team's starting point guard at the start of his sophomore season (2014-15).
- » **THAT'S MY BOY:** Caupain's mother, Renee, who lives in Richmond, Virginia, has attended 110 of Troy's 119 career games since her son became a Bearcat.
- » **LOOKING BACK AT LAST SEASON:** Caupain was named First Team All-AAC following the 2015-16 regular season.
- » The tallied a career-high 37 points with 10 rebounds, five assists and no turnovers in 56 minutes of play vs. UConn in the four-overtime American Championship quarterfinal loss last season.
- » Handed out 160 assists in 2015-16, most since Cashmere Wright (169 in 2011-12).
- » His 4.8 assists average last season, was the highest by a UC player since Taron Baker (5.0 in 2002-03).

#### CAREER SCORING

RK	NAME (YEARS)	POINTS
1.	Oscar Robertson (1958-60)	2,973
2.	Sean Kilpatrick (2011-14)	2,145
3.	Steve Logan (1999-2002)	1,985
--		
29.	LaZelle Durden (1993-95)	1,219
30.	Rick Roberson (1967-69)	1,196
31.	Tom Thacker (1961-63)	1,152
32.	Jim Holstein (1950-52)	1,146
33.	<b>Troy Caupain (2014-Present)</b>	<b>1,132</b>

#### CAREER ASSISTS

RK	NAME (YEARS)	ASSISTS
1.	Deonta Vaughn (2007-10)	511
2.	Eddie Lee (1977-80)	500
3.	Cashmere Wright (2010-13)	482
4.	Steve Logan (1999-2002)	456
5.	<b>Troy Caupain (2014-Present)</b>	<b>439</b>
6.	Oscar Robertson (1958-60)	425
7.	Damon Flint (1994-97)	407

#### CAREER GAMES PLAYED

RK	NAME (YEARS)	GAMES PLAYED
1.	Sean Kilpatrick (2011-14)	140
--		
T10.	Bobby Brannen (1995-98)	129
	Leonard Stokes (2000-03)	129
	Jason Maxiell (2002-05)	129
	Deonta Vaughn (2007-10)	129
	Shaq Thomas (2013-16)	129
--	<b>Troy Caupain (2014-Present)</b>	<b>119</b>

#### CAREER MINUTES PLAYED

RK	NAME (YEARS)	MINUTES PLAYED
1.	Sean Kilpatrick (2011-14)	4,315
--		
6.	Louis Banks (1988-91)	3,631
7.	Damon Flint (1994-97)	3,619
--	<b>Troy Caupain (2014-Present)</b>	<b>3,388</b>

## JOHNSON & CUMBERLAND RAISING THEIR LEVEL OF PLAY

- » Senior guard Kevin Johnson and freshman guard Jarron Cumberland has raised their play in recent weeks.
- » Johnson ranks fourth on the squad in scoring (11.1 points) during UC's current nine-game win streak. He is shooting 43.8 percent (35 of 80) from the field with a team-high 18 threes and team-best 1.9 steals per game.
- » He has scored in double figures in six of the nine games, including a career-high 18 points with four threes vs. Fairleigh Dickinson (12/17). He was named to The American's Weekly Honor Roll on Dec. 19.
- » Cumberland earned the league's Rookie of the Week award twice in a three-week stretch recently.
- » He earned the award on Jan. 2 after averaging a team-high 12.5 points, shooting 57.1 percent (8 of 14) from the field and 71.4 percent (5 of 7) from three-point range in 22.5 minutes in wins over Temple (12/28) and Tulane (1/1).
- » Cumberland registered a career-high 19 points on 6-of-8 shooting with a trio of three-pointers to go with four rebounds and two steals against Tulane (1/1). He had six points, including a key three-pointer with four minutes to play in Cincinnati's 56-50 road win at Temple (12/28). Cumberland tallied 18 points and six rebounds while making 7-of-9 field goal attempts, including 4-of-4 from three-point range against Texas Southern (Dec. 13). He also posted 11 points with a trio of threes and a career-high five assists against Fairleigh Dickinson (Dec. 17).
- » Cumberland is averaging 6.2 points while shooting 42.7 percent (35 of 82) from the field with 17 three-pointers in 16.1 minutes off the bench this season.

## TIP-INS

- » **TEAM NATIONAL RANKINGS:** The Bearcats entered Thursday ranked among the nation's top 25 leaders in eight categories: field goal percentage defense (third at .364), assists-to-turnovers ratio (eighth at 1.59), blocks shots per game (eighth at 6.2), scoring defense (10th at 61.4), fewest fouls per game (11th at 15.3), fewest turnovers per game (12th at 10.6), scoring margin (12th at +15.9) and three-point percentage defense (20th at .301).
- » **NOTES ON THE DEFENSE:** Cincinnati has held 14 of its 18 opponents this season under 70 points and held 10 foes below 40 percent field goal shooting.
- » Since UC started its run of six consecutive appearances in the NCAA Tournament (starting with the 2010-11 season), the Bearcats have allowed their opponents to score 70 or more points in only 14.2 percent of its games (32 of 225).
- » The Bearcats limited Houston (1/7) to 15.8 percent (3 of 19) shooting from three-point range. The Cougars entered the game ranked 11th in the nation and first in the league from the beyond the arc, shooting 41 percent (123 of 300).
- » Cincinnati held No. 19 Iowa State (12/1) to 54 points in 45 minutes. The Cyclones entered the game averaging 88.8 points through six games. It marked the fewest points scored at home by Iowa State since posting 46 against Kansas State (2/21/09).
- » Last season, the Bearcats ranked fourth nationally in blocks per game (5.8), ninth in total blocks (182) and 28th in steals per game (7.8).
- » **BLOCKS:** Cincinnati entered Thursday ranked among the nation's leaders in blocks per game (eighth at 6.2) and total blocks (ninth with 111).
- » UC posted a season-high 10 blocks against Samford (11/23). The Bearcats have recorded 10 or more blocks in a game 15 times during the Cronin era.

- » Two Bearcats entered Thursday ranked among the league leaders in blocks: Kyle Washington (sixth at 1.6) and Gary Clark (10th at 1.3).
- » The Bearcats have ranked among the nation's top-20 in total blocks in each of the past four seasons (see page 10).
- » **STEALS:** Cincinnati entered Thursday ranked second in the conference with 7.2 steals per game. Two Bearcats rank among the league leaders in steals: Jacob Evans (T-11th at 1.3) and Troy Caupain (T-11th at 1.3).
- » **OFFENSIVE NUMBERS UP:** Cincinnati's offensive numbers are improved this season. The Bearcats are shooting 47.6 percent from the field. That's the best percentage by a Bearcats' squad since 1999-2000 (.480) and the fifth best in school history.
- » The Bearcats have scored 90 or more points five times this season, the most since 2000-01 (six times). UC has scored 50 or more points in a half six times this season, including a season-high 65 points in the first half against Fairleigh Dickinson (12/17). UC has shot 50 percent or better from the field in nine games, including a season-high 64.7 percent against Fairleigh Dickinson (12/17).
- » UC ranks among the league leaders in field goal percentage (first at .476), scoring offense (second at 77.3) and assists (second at 16.8).
- » **TAKING CARE OF THE BALL:** Entering Thursday, UC ranked 12th in the nation, averaging only 10.6 turnovers per game. The Bearcats committed a season-low three miscues against Texas Southern (12/13). UC had only four miscues vs. SMU (1/12). UC also ranked eighth in the nation with a 1.59-to-1 assist-to-turnover ratio.
- » **21ST BIRTHDAY TO REMEMBER:** Sophomore guard **Justin Jenifer** should remember his 21st birthday, scoring a career-high 14 points on 5-of-8 shooting with four three-pointers in 28 minutes against Bowling Green (12/4).
- » Jenifer is averaging more minutes this season (15.1 minutes compare with 8.6 minutes a year ago). He ranks fourth on the squad, averaging 2.2 assists. He handed out a career-high nine assists against Texas Southern (12/13). He has made at least one three-pointer in nine games this season.
- » Freshman center **Nysier Brooks** tallied 10 points on 4-of-5 shooting with three blocks against Samford (11/23). He registered five blocks at East Carolina (1/15).
- » Redshirt freshman forward **Tre Scott** ranks fourth on the squad in blocks (0.8 per game) and fifth in rebounds (3.7 per game).
- » Scott poured in a season-high 11 points to go with seven rebounds and three assists in 18 minutes against Texas Southern (12/13). He was 5-of-5 from the field for 10 in 15 minutes against Fairleigh Dickinson (12/15); and showed his versatility against Lipscomb (11/26) compiling nine points, nine rebounds, five assists and five blocks in 29 minutes.

## SCORING RECORDS FALL IN WIN OVER FAIRLEIGH DICKINSON

- » Cincinnati piled up the records while seeing seven Bearcats score in double figures in a 119-68 home win over Fairleigh Dickinson on Dec. 17.
- » UC set American Athletic Conference records for points (119) and field goals (44). It's 64.7 percent (44 of 68) field goal shooting tied for a Cronin-era high and tied for second highest in league history. The Bearcats' 51-point margin of victory was the fourth most in conference history.
- » UC's 119 points scored were its most in a game since posting 120 against St. Joseph's (Ind.) on Nov. 23, 1975.
- » Kevin Johnson led UC with a team-high 18 points on 6-of-10 shooting with four three-pointers. Jacob Evans posted 17 points and four assists. Justin Jenifer added 13 points and five assists. Kyle Washington added 12 points on 6-of-7 shooting. Jarron Cumberland scored all of his 11 points in the second half with a trio of threes and five assists. Troy Caupain added 10 points and eight assists. Tre Scott had 10 points on 5-of-5 shooting.
- » Cincinnati's 65 points in the first half were the third most for a half in school history. Its 119 points ranked sixth most in school history.
- » The Bearcats' 29 assists were the second most during the Cronin coaching era.

## - SEASON NOTES -

### BEARCATS PICKED TO WIN THE AMERICAN

- » American Athletic Conference coaches picked Cincinnati to win the league at preseason media day on Oct. 24.
- » The Bearcats received a league-high six first-place votes and 95 points overall in the preseason poll to finish ahead of UConn, who gathered five first-place votes and 94 points overall. SMU (76 points) was tabbed third followed by Houston (75), Memphis (63), Temple (56), East Carolina (39), UCF (37), Tulsa (34), USF (25) and Tulane (11).
- » It marks the first time UC has been the preseason pick to win a league since 2002-03 (Conference USA).

### PRESEASON AAC COACHES' POLL

TEAM (FIRST-PLACE VOTES)	POINTS
<b>Cincinnati (6)</b>	<b>95</b>
UConn (5)	94
SMU	76
Houston	75
Memphis	63
Temple	56
East Carolina	39
UCF	37
Tulsa	34
USF	25
Tulane	11

## CAUPAIN, CLARK RECEIVE PRESEASON ACCOLADES FROM LEAGUE COACHES

- » UC senior guard Troy Caupain and junior forward Gary Clark garnered preseason acclaim from American Athletic Conference coaches at the league's media day on Oct. 24.
- » Caupain earned The American's Co-Preseason Player of the Year honor along with Memphis sophomore swingman Dedric Lawson. Caupain and Clark were both selected as the only unanimous picks to the league's first team. Other first-team selections were Lawson along with SMU forward Ben Moore and Houston guard Damyeon Dotson.

- » Caupain is the first Bearcat named conference preseason player of the year since Steve Logan earned the recognition from Conference USA coaches before the 2001-02 season.
- » Caupain is the lone conference player returning who earned postseason first-team all-league honors a year ago.

## PRESEASON AAC ALL-CONFERENCE TEAMS

### PRESEASON CO-PLAYERS OF THE YEAR

**Troy Caupain, G, Sr., Cincinnati**

Dedric Lawson, G/F, So., Memphis

### FIRST TEAM

**Troy Caupain, G, Cincinnati\***

**Gary Clark, F, Cincinnati\***

Dedric Lawson, G/F, Memphis

Ben Moore, F, SMU

Damyeon Dotson, G, Houston

### SECOND TEAM

Shake Milton, G, SMU

Jalen Adams, G, UConn

Jahmal McMurray, G, USF

Rob Gray, Jr., G, Houston

B.J. Tyson, G, East Carolina

\* unanimous selection

## TRIO SIGNS WITH BEARCATS

- » Guards Trevor Moore and Keith Williams and forward/center Eliel Nsoeme (Ellie Nah-SOE-mee) signed national letters of intent in November to attend the University of Cincinnati and play basketball for the Bearcats beginning with the 2017-18 season.
- » Moore, a 6-foot-5, 195-pound guard from Houston, Texas, averaged 14.3 points while shooting 37.6 percent (56 of 149) from three-point range and 39.0 percent (67 of 172) from the field during 16 games for the 2016 Houston Defenders, an AAU squad on the Under Armour Association's 17U summer circuit. His 35 three-pointers during the circuit's April-May schedule ranked second among all guards. A three-time all-district selection at Phillis Wheatley High School, Moore led the Greater Houston area in three-pointers made as a junior. He is currently enrolled at South Kent Prep in Connecticut.
- » Williams, a 6-foot-5, 190-pound guard from Brooklyn, New York, averaged 15.0 points and 4.3 rebounds while shooting 47.8 percent (96 of 201) from the field and 40.6 percent (28 of 69) from three-point range in 17 games for New Heights, an AAU squad on the 2016 Under Armour Association's 17U summer circuit. A 2015-16 First-Team All-Catholic High School Athletic Association selection, Williams helped guide Bishop Loughlin Memorial to a 22-8 record while averaging 16.0 points per game as a junior. He scored 21 points and surpassed 1,000 career points while leading Bishop Loughlin Memorial to the CHSAA Brooklyn-Queens AA diocesan title.
- » Nsoeme, a 6-foot-9, 195-pound forward/center from Kinsasha, Democratic Republic of Congo, has averaged 15 points, 12 rebounds, four blocks and three assists through five games this fall at The RISE Centre Academy in Brantford, Ontario, Canada. Last season at Clarkson Academy in Mississauga, Ontario, Canada, Nsoeme produced six triple-doubles (points, rebounds and blocks) while averaging 14 points, 11 rebounds and six blocks per game.

## BEARCAT POINTS OF PRIDE

- » UC is one of eight schools in the nation to play in six consecutive NCAA Tournaments, joining Duke, Gonzaga, Kansas, Michigan State, North Carolina, VCU and Wisconsin.
- » UC has appeared in the NCAA Tournament 20 times in the past 25 years - tied for seventh most in the nation.
- » UC is one of only 21 programs in the nation with 30 or more NCAA Tournament appearances.
- » Cincinnati ranks tied for 17th in the nation for most all-time victories (1,743).
- » UC is one of two teams to rank among the nation's top-25 leaders in scoring defense each of the past four seasons (along with Louisville).
- » The Bearcats have won at least 22 games in each of the last five seasons, including a high mark of 27 victories during the 2013-14 season.
- » UC head coach Mick Cronin ranks as the winningest coach in the nation among active coaches his age (45) or younger and has the fifth-most wins (292) among coaches under 50-years old.
- » Cronin also ranks as one of only seven coaches to take his team to the NCAA Tournament in each of the last six years, joining Mark Few (Gonzaga), Tom Izzo (Michigan State), Mike Krzyzewski (Duke), Bill Self (Kansas), Shaka Smart (VCU/Texas) and Roy Williams (North Carolina).
- » The consistency of Cincinnati's coaching staff - entering its fifth season together - ranks as the second-longest unchanged staff among high-major programs according to John Akers at Basketball Times. Michigan State's staff ranks first, entering its sixth season intact in 2016-17.

## CINCINNATI TRADITION - BY THE NUMBERS

- » 2 National Titles (1961, 1962)
- » 6 Final Fours (1959-63, 1992)
- » 8 Elite Eights (Last: 1996)
- » 10 Sweet Sixteens (Last: 2012)
- » 30 NCAA Tournament Appearances
- » 20 NCAA Tournament Appearances since 1992
- » 10 NIT Appearances
- » 28 Conference Regular-Season Titles (Last: 2014)
- » 10 Conference Tournament Titles (Last: 2004 [C-USA])
- » 1,743 all-time wins (T-17th most in nation)
- » 30 All-Americans (Last: Sean Kilpatrick [2014])
- » 77 All-Conference Selections (Last: Troy Caupain & Gary Clark [2016])
- » 56 NBA Draft Picks (Last: Lance Stephenson [2010])
- » 50 members of 1,000-point club
- » 402 weeks ranked in AP Top 25
- » 203 weeks ranked in AP Top 10
- » 45 weeks ranked No. 1
- » 2 Members of National Basketball Hall of Fame (Jack Twyman & Oscar Robertson)
- » 2 Olympic Gold Medalists (Robertson (1960) & George Wilson (1964))



## NCAA DIVISION I WINS - TOP 20 (THRU JAN. 18)

RK	TEAM	WINS
1.	Kentucky	2,221
2.	Kansas	2,203
3.	North Carolina	2,191
4.	Duke	2,101
5.	Temple	1,880
6.	Syracuse	1,853
7.	UCLA	1,836
8.	Notre Dame	1,835
9.	St. John's	1,812
10.	Indiana	1,796
11.	Louisville	1,793
12.	BYU	1,777
13.	Utah	1,772
14.	Illinois	1,756
15.	Arizona	1,753
16.	Texas	1,746
17.	<b>Cincinnati</b>	<b>1,743</b>
17.	Washington	1,743
19.	Western Kentucky	1,742
20.	Penn	1,740

Games through Jan. 18.

## - 2015-16 SEASON REVIEW - TEAM ACCOMPLISHMENTS

- » Cincinnati featured one of the nation's best defenses, ranking 12th in scoring defense at 63.3 points per game. The Bearcats also ranked nationally in total blocks (ninth at 182), blocks per game (fourth at 5.8), field goal percentage defense (13th at .393), turnover margin (30th at 2.6), offensive rebounds per game (20th at 13.4) and steals per game (28th at 7.8).
- » UC ended the season ranked ninth in the nation for fewest fouls per game at 15.6.
- » UC finished the season averaging 7.6 three-pointers per game, second in The American and the second most in school history behind the 1993-94 squad (7.9 threes). The Bearcats' .348 three-point shooting percentage ranked as the highest of the Cronin era and best since the 2004-05 (.349).
- » Double-doubles were trending with the Bearcats during the year. Cincinnati registered at least one double-double in seven of the last 11 games and 17 times this season.
- » Cincinnati lost six games by two points last season. In eight of its 11 losses during the year - Butler, Iowa State, Temple (twice) at SMU, at Tulsa, vs. UConn in the league tournament and Saint Joseph's in the NCAA Tournament - UC held the lead at some point within the last five minutes of the game or in overtime periods.

## PLAYER ACCOMPLISHMENTS

- » Troy Caupain's 4.8 assists per game during 2015-16 was the highest by a Bearcat since Taron Barker (5.0 in 2002-03).
- » Caupain finished with 160 assists last season, the most by a Bearcat since Cashmere Wright dished out a Mick Cronin-era record 169 during the 2011-12 campaign. He committed more turnovers than handed out assists in only three games.
- » Gary Clark and Octavius Ellis finished as the only duo in The American to rank among the top 10 leaders in rebounds, blocks and field-goal percentage.
- » Shaq Thomas finished his career seeing action in 129 games as a Bearcat, tying for 11th most in program history.
- » Head coach Mick Cronin earned his 200th win at Cincinnati in a 97-75 home win over Tulane (1/24).

-GOBEARCATS.COM-



## FIFTH THIRD ARENA RENOVATION BEGINS IN APRIL 2017

**Fifth Third Arena, the home of Cincinnati basketball since the start of the 1989-90 season, will undergo a privately-funded \$87-million renovation following the 2016-17 campaign.**

Construction is scheduled to begin in April 2017 and be completed prior to the 2018-19 campaign.

"Our entire University has grown and transformed into one of the best in the country over the past 15 years, both academically and aesthetically," men's basketball head coach Mick Cronin said. "This arena will be awesome. The planning has been meticulous and the first-class, new design is as good as I've seen across all of college basketball. This building is about our future and is a testament to the commitment our University and donors have toward our programs."

Proposed improvements to the facility, built in 1989 and originally named the Myrl H. Shoemaker Center, include the creation of a 360-degree seating bowl, new HD scoreboard, ribbon boards, sound system, an LED lighting system which will allow for enhanced gameday presentation, new restroom and concession facilities, a new upper-level concourse with its own fan amenities, expanded food and beverage options and a new main entrance and plaza with centralized ticketing and guest services. The renovated arena also will feature upgraded locker room spaces, expanded premium seating options, including a courtside club, arena club and concourse club as well as enclosed suites, loge seating, a new Bearcats Lounge and super suites.

"We are inspired by the passionate engagement from the Board of Trustees, campus leadership and key constituents who are making a bold commitment to our athletic program and the campus community," UC Director of Athletics Mike Bohn said.

Those interested in making a gift to the construction of the arena should contact the UCATS office at 513-556-0735.

## ARENA WEBSITE: OURHOUSE2018.COM

The University of Cincinnati Department of Athletics has launched a website for the upcoming Fifth Third Arena Renovation titled **OurHouse2018.com**.

The website, created in conjunction with the University's Office of Creative Services, was developed to provide Bearcats fans current and up-to-date information on the arena construction project which is already underway.

**OurHouse2018.com** features an updated fly-through of the arena renovations, new renderings and information for those interested in purchasing tickets, premium seating or making a donation to the \$87-million privately-funded project.

## SIXTH-FLOOR SUITES READY FOR 2016-17 SEASON

Fans visiting the University of Cincinnati's Fifth Third Arena this fall will have the opportunity to take part in a new premium seating experience for the 2016-17 season.

The addition of four luxury suites on the sixth floor of the arena is the first phase of an \$87-million renovation of the 26-year old venue which will kick off in earnest following the close of the 2016-17 basketball season.

The suites are being constructed on the sixth floor of the arena, which formerly housed the UCATS Club. The 18-seat suites will overhang the north baseline of the court.

Each suite is ADA accessible and features granite countertops, a flat-screen television, along with custom cabinets and furniture. Suite holders will receive four parking passes and also have access to a private lounge and restrooms on the sixth floor.

Each suite requires a commitment of \$40,000 a year for 10 years, plus a per ticket cost.





## THE CRONIN FILE

- » **Hometown:** Cincinnati, Ohio
- » **Alma Mater:** Cincinnati '97
- » **Family:** daughter, Samantha

## COACHING EXPERIENCE

- » **1998-2001:**  
Assistant Coach, Cincinnati
- » **2002-2003:**  
Associate Head Coach, Louisville
- » **2004-2006:**  
Head Coach, Murray State
- » **2007-Present:**  
Head Coach, Cincinnati

## AWARDS

- » 2014 American Athletic Conference Coach of the Year
- » 2014 NABC District 25 Coach of the Year
- » 2014 Finalist for USBWA Henry Iba Award
- » 2006 Ohio Valley Conference Coach of the Year

## NOTES & ACCOMPLISHMENTS

- » One of only seven coaches to take his team to the NCAA Tournament in each of the last six years, joining Mark Few (Gonzaga), Tom Izzo (Michigan State), Mike Krzyzewski (Duke), Bill Self (Kansas), Shaka Smart (VCU/Texas) and Roy Williams (North Carolina).
- » Leads the nation in Division I wins (292) and NCAA Tournament appearances (eight) among active coaches age 45 or younger entering the 2016-17 campaign.
- » Cincinnati has ranked among the nation's top 25 defenses each of the last four seasons in scoring defense, field-goal percentage defense and blocks per game.
- » The Bearcats claimed the 2014 American Athletic Conference regular-season crown.
- » Murray State won the 2004 Ohio Valley Tournament crown and the 2006 OVC regular-season and tournament title.
- » Cronin has directed eight teams to the NCAA Tournament as a head coach and advanced 13 teams to the Big Dance as a head coach or assistant.

# CINCINNATI HEAD COACH MICK CRONIN

The second decade of the Mick Cronin era begins now. Ten years after returning to his alma mater and hometown city in March 2006 with a determined work ethic, steady approach and vision for rebuilding the proud University of Cincinnati basketball program, Cronin has the Bearcats on solid footing poised for more prominence.

Though his first squad featured only one returning starter in 2006-07, Cronin tirelessly went to work setting the culture necessary to building long-term success while competing within arguably the sport's toughest league ever organized – the old BIG EAST Conference. Despite the surroundings, Cincinnati began the retooling process, becoming the only program from a major conference to improve its win total every season from 2007 to 2011, building from 11 wins in 2007 to 26 victories and a return to the NCAA Tournament in 2011.

Now a fixture at the Big Dance, Cincinnati can include itself on an elite list of eight programs appearing in six consecutive NCAA Tournaments, along with Duke, Gonzaga, Kansas, Michigan State, North Carolina, VCU and Wisconsin.

## SIX CONSECUTIVE TRIPS TO THE NCAA TOURNAMENT

2015-16: Cincinnati won 11 of its final 15 games of the regular season, including a 61-54 win over then-No. 24 SMU on March 6, to register its sixth consecutive NCAA Tournament appearance. Junior Troy Caupain received First Team American Athletic Conference accolades while sophomore Gary Clark was named the league's defensive player of the year and second-team all-conference honoree. The Bearcats finished 22-11 overall and tied for third in the league with a 12-6 mark.

2014-15: A young, inexperienced group of newcomers and role players overcame the loss of its head coach due to health reasons and banded together to register a 23-11 mark and achieve the program's first third-round NCAA Tournament appearance since 2012. UC finished third in the conference but swept league-winner SMU and registered a victory at second-place Tulsa (in the only meeting between the schools) to secure the school's fifth consecutive NCAA Tournament invite. The Bearcats outlasted Purdue 66-65 in overtime in the second round of the NCAA Tournament before falling to previously unbeaten Kentucky, 64-51.

2013-14: Cincinnati won a share of the inaugural American Athletic Conference regular-season crown, the program's first conference title since 2003-04, behind the efforts of AP All-American Sean Kilpatrick and league defensive player of the year Justin Jackson. Kilpatrick led The American with 20.6 points per game and Cronin was named The American's Coach of the Year in leading UC to a 27-7 record – its most wins since 2001-02. The Bearcats strung together 15 consecutive wins, including their first 11 league games. UC was listed among the top 15 teams in the AP poll during each of the last eight weeks of the regular season, climbing as high as seventh.

2012-13: Senior Cashmere Wright fought through nagging injuries and, along with fellow senior JaQuon Parker and junior Sean Kilpatrick, helped lead the Bearcats to a 22-12 overall record and third consecutive NCAA Tournament appearance. Wright finished his career as UC's all-time steals leader (198) and Cronin claimed his 200th career coaching win. The Bearcats ranked sixth nationally with 6.1 blocks per game.

2011-12: Cincinnati advanced to the NCAA Sweet 16, registered 26 wins for the second consecutive season and defeated a school record eight nationally ranked teams, including No. 2 Syracuse in the semifinals of the BIG EAST Championship. The Bearcats posted a school-record 12 wins in the BIG EAST en route to tying for fourth place in the league standings and finishing as runners up in the league tournament. Yancy Gates capped off his career as one of only six players in program history to compile more than 1,400 points and 900 rebounds. The Bearcats outlasted Texas and Florida State before falling to Ohio State in the NCAA Tournament.

2010-11: Cincinnati won its first 15 games of the season and closed strong with five victories in its last six regular-season contests to secure its first NCAA Tournament appearance since 2005. Yancy Gates led the Bearcats with 11.9 points and 6.9 rebounds and Sean Kilpatrick was named to the BIG EAST All-Rookie team. UC defeated Missouri 78-63 before falling to eventual national champion UConn 69-58 in the third round of the NCAA Tournament. The Bearcats finished 26-9 overall.

Cronin has guided Cincinnati to 162 wins since the start of the 2010-11 season, highlighting one of the most successful periods in program history with six 20-win seasons, including three years with at least 26 victories.

Tenacious defense and continuous all-out effort reflect the Bearcats' standard. Cincinnati is one of only two programs in the nation (along with Louisville) to rank among the top 25 in scoring defense in each of the last four seasons. The Bearcats allowed only 55.8 points a game in 2014-15, the third fewest in school history (since 1960).

You can also find Cincinnati's name listed among the top 25 teams in field-goal percentage defense and blocks per game in each of the last four seasons. The 2012-13 Bearcats squad set Cronin-era high marks, ranking 14th in field-goal percentage defense (.387) and sixth in blocks (6.1).

After 10-plus seasons at Cincinnati, Cronin has compiled a 223-131 mark and owns a 292-155 record in 13-plus years as a college head coach. He entered the 2016-17 campaign as the nation's winningest active coach age 45 or younger and the fifth winningest active coach under the age of 50 (birth dates as of Nov. 1, 2016).

## PRIOR TO CINCINNATI

Success seems to follow Cronin, who came to Cincinnati after serving three years as head coach at Murray State (2004-06). As mentor of the Racers, Cronin compiled a 69-24 overall record while earning a pair of NCAA tournament berths.

In his debut season as head coach, Cronin directed Murray State to a school-best 28-6 record, the Ohio Valley Conference Tournament championship and an NCAA Tournament appearance. His 28 wins were the sixth most in NCAA history for a first-year head coach at the time. He earned OVC Coach of the Year honors two seasons later, guiding Murray State to another OVC regular-season title, league tournament crown and NCAA Tournament appearance with a 24-6 mark in 2005-06.

Prior to Murray State, Cronin built a sterling reputation for his ability to evaluate and recruit top talent. In his stint at UC as an assistant coach for Bob Huggins from 1997-2001, Cronin recruited several top players, including NBA Draft selections Steve Logan (Golden State); DerMarr Johnson (Atlanta); Pete Mickeal (Dallas); Kenny Satterfield (Dallas); and Jason Maxiell (Detroit).

Following the 2000-01 season, Cronin became the associate head coach and recruiting coordinator at Louisville, under Rick Pitino. In his first year, Cronin helped attract a top-10 ranked recruiting class.

## COMMUNITY INVOLVEMENT

Cronin's passion for success on the court also carries over to the local community where he is committed to making a difference. He currently serves as a board member on the American Cancer Society's Coaches vs. Cancer of Southwest Ohio chapter.

He also assists with a major fundraising event - Soul of the City Soiree - for Our Daily Bread that has generated more than \$100,000 each of the past four years to assist the soup kitchen and community center in Cincinnati.

Cronin also annually speaks with the Young Executive Group of the Catholic Inner-City Schools Education (CISE) Fund. The group raises money from area corporations to help give children from low income urban settings the opportunity to attend Catholic schools.

During the 2013-14 season, Cronin also wrote a column in the Cincinnati Enquirer highlighting the dangers of texting while driving as part of the ATGT sponsored "It Can Wait" campaign. He spotlighted the campaign again during an on-campus awareness event in October 2014.

## PATH TO COACHING

Cronin has long held great pride in the Queen City, the University of Cincinnati and the sport of basketball. As a child growing up on the west side of town, he used to follow his father Harold "Hep" Cronin -- a highly successful local high school coach with more than 400 career wins -- around the gyms of Cincinnati. A product of LaSalle High School, Cronin had his playing career end sooner than expected due to a knee injury in high school.

That didn't stop his desire to find his place in basketball. While completing his undergraduate degree at UC, Cronin served as assistant varsity coach and head junior varsity coach at Woodward High School. He helped develop six players who went on to play Division I college basketball, including former Bearcat Damon Flint, who ranks among the top 25 scorers in program history.

Cronin made the jump from high school to college coaching during the 1996-97 season joining Huggins as video coordinator at UC. A year later, Cronin was elevated to an assistant coach for the Bearcats, setting the stage for his long tenure in college basketball.

Cronin resides in Cincinnati with his 10-year old daughter, Samantha.



### CRONIN'S YEARLY COACHING RECORD

SEASON	SCHOOL (CONF.)	POSITION	RECORD/CONF.	POSTSEASON (RECORD)
1996-97	Cincinnati (C-USA)	Video Coordinator		
1997-98	Cincinnati (C-USA)	Asst. Coach	27-6/14-2	NCAA West Regional (1-1)
1998-99	Cincinnati (C-USA)	Asst. Coach	27-6/12-4	NCAA East Regional (1-1)
1999-00	Cincinnati (C-USA)	Asst. Coach	29-4/16-0	NCAA South Regional (1-1)
2000-01	Cincinnati (C-USA)	Asst. Coach	25-10/11-5	NCAA West Regional Semis(2-1)
2001-02	Louisville (C-USA)	Assoc. Head Coach	19-13/8-8	NIT (1-1)
2002-03	Louisville (C-USA)	Assoc. Head Coach	25-7/11-5	NCAA East Reg. (1-1)
2003-04	Murray State (OVC)	Head Coach	28-6/14-2	NCAA Atlanta Reg. (0-1)
2004-05	Murray State (OVC)	Head Coach	17-11/11-5	---
2005-06	Murray State (OVC)	Head Coach	24-7/17-3	NCAA Washington Reg. (0-1)
<b>Murray State Totals</b>		<b>3 years</b>	<b>69-24/42-10</b>	<b>.742/.808</b>
2006-07	Cincinnati (BIG EAST)	Head Coach	11-19/2-14	---
2007-08	Cincinnati (BIG EAST)	Head Coach	13-19/8-10	Col. Basketball Invit. (0-1)
2008-09	Cincinnati (BIG EAST)	Head Coach	18-14/8-10	---
2009-10	Cincinnati (BIG EAST)	Head Coach	19-16/7-11	NIT (1-1)
2010-11	Cincinnati (BIG EAST)	Head Coach	26-9/11-7	NCAA Third Round (1-1)
2011-12	Cincinnati (BIG EAST)	Head Coach	26-11/12-6	NCAA East Regional Semis(2-1)
2012-13	Cincinnati (BIG EAST)	Head Coach	22-12/9-9	NCAA Second Round (0-1)
2013-14	Cincinnati (American)	Head Coach	27-7/15-3	NCAA Second Round (0-1)
2014-15	Cincinnati (American)	Head Coach	23-11/13-5	NCAA Third Round (1-1)
2015-16	Cincinnati (American)	Head Coach	22-11/12-6	NCAA West Region (0-1)
2016-17	Cincinnati (American)	Head Coach	16-2/6-0	
<b>Cincinnati Totals</b>		<b>11th year</b>	<b>223-131/103-81</b>	<b>.630/.560</b>
<b>Head Coaching Totals</b>		<b>14th year</b>	<b>292-155/145-91</b>	<b>.653/.614</b>

### CRONIN'S RECORD AGAINST ALL OPPONENTS

SCHOOL	W-L	SCHOOL	W-L	SCHOOL	W-L
Alabama	1-0	Lipscomb	2-0	Southern Miss	1-0
Alabama State	1-0	Louisville	5-7	South Carolina Upstate	1-0
Albany	1-0	Marquette	3-4	South Dakota	1-0
Appalachian State	1-0	Marshall	2-1	St. Francis (Pa.)	2-0
Arkansas-Little Rock	1-0	Maryland	1-0	St. John's	5-6
Arkansas-Pine Bluff	3-0	Maryland Eastern Shore	1-0	Saint Joseph's	0-0
Arkansas Tech	1-0	Memphis	4-5	St. Mary's (Calif.)	0-1
Austin Peay	4-1	Miami (Ohio)	5-0	Stony Brook	1-0
Belmont	0-1	Middle Tennessee	2-0	Syracuse	2-6
Bowling Green	2-1	Mississippi State	1-0	Texas	1-0
Bradley	0-1	Mississippi Valley State	1-0	TCU	1-0
Brown	1-0	Missouri	1-1	Temple	6-3
Butler	0-2	Morehead State	8-0	Tennessee	0-1
Cal-State Bakersfield	1-0	Morgan State	1-0	Tennessee State	5-1
Cal-Davis	1-0	Mount St. Mary's	1-0	Tennessee Tech	3-2
Campbell	2-0	Nebraska	2-1	Tennessee-Martin	9-0
Campbellsville	1-0	New Mexico	0-2	Texas A&M-CC	1-1
Central Michigan	1-0	Norfolk State	1-0	Texas-San Antonio	2-0
Charleston Southern	1-0	North Carolina	0-1	Texas Southern	3-0
Chicago State	3-0	North Carolina A&T	1-0	Toledo	2-0
Cincinnati	0-1	North Carolina Central	2-0	Tulane	3-1
Coastal Carolina	2-0	NC State	3-1	Tulsa	2-1
Creighton	0-1	Northwestern State	1-0	UAB	1-4
Dayton	1-1	Notre Dame	3-7	UCF	5-0
Delaware State	2-0	Oakland	1-0	UConn	8-13
DePaul	6-3	Ohio	0-1	UMass Lowell	1-0
East Carolina	4-1	Ohio State	0-2	UNLV	1-0
Eastern Illinois	6-1	Oklahoma	2-0	USC Upstate	2-0
Eastern Kentucky	6-1	Ole Miss	0-1	USF	10-4
Fairfield	1-0	Oregon	1-0	Utah Valley	1-0
Fairleigh Dickinson	1-0	Penn State	1-0	Vanderbilt	1-0
Florida A&M	1-0	Pittsburgh	4-8	Villanova	4-4
Florida State	1-1	Prairie View A&M	1-0	VCU	1-1
Georgetown	6-6	Presbyterian	0-1	Wagner	2-0
Georgetown College	1-0	Providence	4-5	Weber State	1-0
George Washington	1-0	Purdue	1-0	West Florida	1-0
Georgia	1-0	Radford	1-0	West Virginia	3-5
Georgia Southern	1-0	Rhode Island	0-1	Western Carolina	2-0
Gonzaga	0-1	Rice	2-0	Western Illinois	1-0
Harvard	0-1	Robert Morris	1-0	Western Kentucky	1-1
High Point	1-0	Rutgers	8-4	Winthrop	1-0
Houston	6-1	Saint Joseph's	0-1	Wofford	0-1
Howard	1-0	Samford	3-3	Wright State	3-0
Illinois	0-1	San Diego State	1-0	Xavier	3-7
Illinois-Chicago	1-0	Savannah State	1-0	2016-17 opponents in boldface	
Illinois State	0-1	Seton Hall	4-3		
Iowa State	2-1	SIU-Edwardsville	2-0		
IPFW	1-0	SMU	5-2		
Jacksonville State	6-0	SE Missouri State	5-2		
Kennesaw State	1-0	Southern Illinois	1-2		
Kentucky	0-1	SE Louisiana	1-0		

### CINCINNATI'S DEFENSIVE NUMBERS UNDER CRONIN

CINCINNATI'S DEFENSIVE STATISTICS DURING THE MICK CRONIN ERA (11TH SEASON; 2007-PRESENT)

YEAR	UC RECORD	OPP FGM-FGA	OPP FG%	OPP 3FGM-3FGA	OPP 3FG%	OPP PPG	GAMES ALLOWED <70 PTS	GAMES ALLOWED <60 PTS	GAMES ALLOWED <50 PTS	GAMES ALLOWED <40% FG	GAMES ALLOWED <35% FG	FORCED TURNOVERS	UC BLOCKS	UC STEALS
2006-07	11-19	685-1539	.445	231-612	.377	67.7	14	8	2	8	4	451	58	230
2007-08	13-19	717-1669	.430	209-621	.337	67.8	18	7	2	8	3	380	73	169
2008-09	18-14	752-1802	.417	186-581	.320	66.3	19	10	3	13	7	406	103	183
2009-10	19-16	807-1954	.413	230-676	.340	66.5	23	12	1	13	5	423	107	199
2010-11	26-9	735-1790	.411	171-529	.323	(9th) 59.6	30	18	7	17	7	492	129	258
2011-12	26-11	849-2063	.412	207-641	.323	(40th) 61.5	29	15	4	16	7	518	(44th) 170	(43rd) 298
2012-13	22-12	716-1851	(14th) .387	171-562	(34th) .304	(22nd) 59.0	30	18	3	16	9	452	(7th) 208	240
2013-14	27-7	690-1745	(19th) .395	182-568	.320	(4th) 58.4	31	19	6	19	8	485	(20th) 188	(24th) 268
2014-15	23-11	700-1804	(15th) .388	192-601	.319	(6th) 55.8	33	22	7	21	11	409	(11th) 185	222
2015-16	22-11	750-1907	(13th) .393	240-672	.357	(12th) 63.3	24	15	2	20	7	450	(9th) 192	(34th) 257
2016-17	16-2	388-1065	.364	125-402	.311	61.4	14	10	1	11	8	240	111	130

National ranking in parentheses; Cronin-era bests in boldface

## THE POLLS

### ASSOCIATED PRESS POLL (JAN. 16)

Rk.	Team (First Place Votes)
1	Villanova (28)
2	Kansas (32)
3	UCLA (3)
4	Gonzaga (2)
5	Kentucky
6	Baylor
7	Creighton
7	West Virginia
9	North Carolina
10	Florida State
11	Oregon
12	Louisville
13	Butler
14	Arizona
15	Notre Dame
16	Virginia
17	Wisconsin
18	Duke
19	Florida
20	<b>Cincinnati</b>
21	Purdue
22	Xavier
23	Saint Mary's
24	South Carolina
25	Maryland

### OTHERS RECEIVING VOTES:

TCU 29, USC 14, SMU 8, Nevada 7, Northwestern 7, UNC Wilmington 6, Iowa State 5, Akron 1, Kansas State 1.

### USA TODAY COACHES POLL (JAN. 16)

Rk.	Team (First Place Votes)
1	Kansas (23)
2	Villanova (4)
3	UCLA (2)
4	Gonzaga (3)
5	Kentucky
6	Baylor
7	Creighton
8	West Virginia
9	North Carolina
10	Oregon
11	Louisville
12	Florida State
13	Arizona
14	Butler
15	Notre Dame
16	Virginia
17	Wisconsin
18	Duke
19	Xavier
20	Cincinnati
21	Florida
22	Purdue
23	Saint Mary's
24	South Carolina
25	Maryland

### OTHERS RECEIVING VOTES:

Northwestern 20, USC 17, UNC Wilmington 17, California 16, Indiana 14, TCU 10, Miami 5, Middle Tennessee 4, New Mexico State 4, SMU 3, Nevada 2, Utah 2, Illinois State 1, Kansas State 1, Minnesota 1.

## CINCINNATI'S WEEKLY RANKINGS

Associated Press	Week	USA Today
RV	Preseason	25
24	Nov. 14	25
RV	Nov. 21	RV
RV	Nov. 28	RV
22	Dec. 5	23
25	Dec. 12	23
24	Dec. 19	23
23	Dec. 26	23
22	Jan. 2	22
22	Jan. 9	22
20	Jan. 16	20

## 2016-17 AMERICAN ATHLETIC CONFERENCE

### 2016-17 AMERICAN CONFERENCE STANDINGS (THRU JAN. 18)

Team	AAC	Pct.	Overall	Pct.
<b>Cincinnati</b>	<b>6-0</b>	<b>1.000</b>	<b>16-2</b>	<b>.889</b>
SMU	5-1	.833	15-4	.789
UCF	5-1	.833	14-4	.778
Tulsa	4-1	.800	10-7	.588
Houston	4-2	.667	13-5	.722
Memphis	3-2	.600	13-5	.722
UConn	2-3	.400	7-10	.412
East Carolina	1-5	.167	9-10	.474
Tulane	1-5	.167	4-14	.222
Temple	1-6	.143	10-10	.500
USF	0-6	.000	6-11	.353

### 2016-17 COMPOSITE SCHEDULE

DATE	TIME (ET)	TV
<b>Thursday, Jan. 19</b>		
UConn at SMU *	7 p.m.	ESPN2
Memphis at Houston *	9 p.m.	CBSSN
<b>Saturday, Jan. 21</b>		
Tulsa at USF *	1 p.m.	ESPNEWS
<b>Cincinnati at Tulane *</b>	<b>4 p.m.</b>	<b>CBSSN</b>
Houston at SMU *	6 p.m.	ESPNU
<b>Sunday, Jan. 22</b>		
UCF at Memphis *	4 p.m.	CBSSN
East Carolina at UConn *	6 p.m.	CBSSN
<b>Tuesday, Jan. 24</b>		
Tulane at Houston *	9 p.m.	CBSSN
<b>Wednesday, Jan. 25</b>		
SMU at UCF *	6 p.m.	ESPNEWS
Memphis at Temple *	6 p.m.	CBSSN
UConn at USF *	7 p.m.	ESPNU
Tulsa at East Carolina *	7 p.m.	ESPN3
<b>Thursday, Jan. 26</b>		
<b>Xavier at Cincinnati</b>	<b>7 p.m.</b>	<b>ESPN2</b>
<b>Saturday, Jan. 28</b>		
UCF at Tulsa *	1:30 p.m.	ESPNEWS
East Carolina at Memphis *	3:30 p.m.	ESPNEWS
Tulane at UConn *	8 p.m.	ESPNU
Temple at Houston *	10 p.m.	ESPNU
<b>Sunday, Jan. 29</b>		
<b>USF at Cincinnati *</b>	<b>4 p.m.</b>	<b>CBSSN</b>
<b>Tuesday, Jan. 31</b>		
Temple at Tulane *	8 p.m.	ESPNEWS
<b>Wednesday, Feb. 1</b>		
UCF at Houston *	7 p.m.	ESPNU
<b>Cincinnati at Tulsa *</b>	<b>9 p.m.</b>	<b>CBSSN</b>
East Carolina at SMU *	9:30 p.m.	ESPNEWS
<b>Thursday, Feb. 2</b>		
Memphis at USF *	7 p.m.	ESPNEWS
<b>Saturday, Feb. 4</b>		
Tulane at East Carolina *	2 p.m.	ASN/ESPN3
Memphis at UCF *	5 p.m.	ESPNEWS
SMU at Tulsa *	7 p.m.	ESPNEWS
<b>UConn at Cincinnati *</b>	<b>TBA</b>	<b>ESPN/ESPN2</b>
<b>Sunday, Feb. 5</b>		
USF at Temple *	1 p.m.	ASN/ESPN3

### CINCINNATI IN THE AMERICAN

### 2016-17 TEAM STATISTICS (THRU JAN. 18)

CATEGORY	[*NATIONAL] LEAGUE RANK (STAT)
Scoring.....	2nd (.773)
Scoring Defense.....	[10th] 3rd (.614)
Scoring Margin.....	[12th] 1st (+15.9)
Free Throw Pct.....	7th (.668)
Field Goal Pct.....	1st (.476)
Field Goal Pct. Defense.....	[3rd] 2nd (.364)
3-Pt Field Goal Pct.....	5th (.349)
3-Pt Field Goal Pct. Defense.....	2nd (.311)
Rebounding Offense.....	3rd (38.8)
Rebounding Defense.....	5th (33.6)
Rebounding Margin.....	3rd (+5.2)
Blocked Shots.....	[8th] 1st (6.2)
Assists.....	[34th] 2nd (16.8)
Steals.....	2nd (7.2)
Turnover Margin.....	2nd (+2.7)
Assist-to-Turnover Ratio.....	[8th] 1st (1.59)
Offensive Rebounds.....	3rd (11.9)
Defensive Rebounds.....	4th (26.9)
3-Pt Field Goals Made.....	6th (6.9)

### INDIVIDUAL STATISTICS

PLAYER	[*NATIONAL] LEAGUE RANK (STAT)
<b>Scoring</b>	
Jacob Evans.....	10th (14.1)
Kyle Washington.....	12th (13.9)
Troy Caupain.....	29th (10.7)
<b>Rebounding</b>	
Kyle Washington.....	8th (7.4)
Gary Clark.....	11th (6.9)
Troy Caupain.....	19th (5.8)
<b>Field Goal Shooting Percentage</b>	
Gary Clark.....	4th (.574)
Kyle Washington.....	6th (.533)
Jacob Evans.....	11th (.486)
<b>Assists</b>	
Troy Caupain.....	T-3rd (4.6)
<b>Free Throw Percentage</b>	
Jacob Evans.....	15th (.731)
<b>Steals</b>	
Jacob Evans.....	T-11th (1.3)
Kevin Johnson.....	T-11th (1.3)
<b>Three-Pointer Field Goal Percentage</b>	
Jacob Evans.....	6th (.403)
<b>Three-Pointers Made</b>	
Jacob Evans.....	14th (1.7)
<b>Blocked Shots</b>	
Kyle Washington.....	6th (1.6)
Gary Clark.....	10th (1.3)
<b>Assist-Turnover Ratio</b>	
Troy Caupain.....	[18th] 2nd (3.3)
<b>Offensive Rebounds</b>	
Gary Clark.....	4th (2.8)
Kyle Washington.....	T-9th (2.3)
<b>Defensive Rebounds</b>	
Troy Caupain.....	8th (5.2)
Kyle Washington.....	10th (5.1)
<b>Minutes Played</b>	
Troy Caupain.....	19th (31.7)
Jacob Evans.....	20th (31.2)

\*National rankings (through Jan. 18) are in brackets



CINCINNATI'S RECORD WHEN												
	06-07	07-08	08-09	09-10	10-11	11-12	12-13	13-14	14-15	15-16	16-17	TOTAL
Home games	10-8	10-7	13-5	13-5	15-3	14-4	13-5	18-1	15-3	14-3	11-0	144-44
Away games	0-9	3-11	4-7	2-9	7-4	7-5	5-5	7-3	6-5	6-6	4-1	51-65
Neutral site games	1-2	0-1	1-2	4-2	4-2	5-2	4-2	2-3	2-3	2-2	1-1	26-22
Conference games	2-14	8-10	8-10	7-11	11-7	12-6	9-9	15-3	13-5	12-6	6-0	103-81
vs. Top 25 teams	0-4	2-5	1-7	3-6	3-7	8-4	2-8	4-2	2-1	1-3	1-2	27-49
Overtime games	2-0	1-1	2-1	0-3	1-0	1-2	2-1	0-0	2-1	0-3	2-0	13-12
Lead at halftime	6-1	10-3	11-3	13-4	25-0	18-3	15-3	23-1	17-3	19-5	12-1	268-27
Trail at halftime	4-17	3-15	6-11	4-11	0-9	7-8	7-9	1-6	5-8	1-6	3-0	41-100
Tied at halftime	1-1	0-1	1-0	2-1	1-0	1-0	0-0	3-0	1-0	2-0	1-1	13-4
Lead with 10:00 remaining	10-1	9-1	14-1	13-3	26-0	18-4	19-1	23-1	20-3	22-3	14-1	242-19
Trail with 10:00 remaining	1-18	1-18	3-13	6-11	0-9	7-7	3-9	3-6	3-8	0-7	2-1	29-107
Tied with 10:00 remaining	0-0	3-0	1-0	0-2	0-0	1-0	0-2	1-0	0-0	0-1	0-0	6-5
Lead with 5:00 remaining	9-3	11-1	17-1	18-2	25-0	19-4	19-2	26-0	24-1	19-4	15-0	202-18
Trail with 5:00 remaining	0-16	2-17	1-13	0-13	0-9	5-7	2-9	1-7	0-8	1-6	1-2	13-107
Tied with 5:00 remaining	2-0	0-1	0-0	1-1	1-0	2-0	1-1	0-0	0-2	1-1	0-0	8-6
Lead with 2:00 remaining	10-2	11-1	16-0	18-2	25-1	23-2	19-2	25-1	23-1	19-3	14-0	204-15
Trail with 2:00 remaining	0-17	1-17	2-14	1-14	0-8	3-9	1-10	2-6	1-9	2-7	2-1	15-112
Tied with 2:00 remaining	1-0	1-1	0-0	0-0	1-0	0-0	2-0	0-0	0-1	0-1	0-1	5-4
Shoot better from the field	8-2	8-3	13-1	15-4	22-0	16-2	15-1	21-0	21-3	16-5	14-0	169-21
Shoot worse from the field	3-17	5-16	5-13	4-12	4-9	8-9	4-11	6-7	2-8	6-6	2-2	49-110
Shoot 50% or better	0-2	0-0	4-1	8-1	7-0	6-0	4-0	3-0	9-1	4-2	9-0	54-7
Shoot below 50%	11-17	13-19	14-13	11-15	16-8	20-11	18-12	24-7	14-9	16-9	7-2	164-122
Opp. shoots 50% or better	1-9	0-6	0-6	0-2	2-4	1-2	0-1	1-3	0-2	2-3	1-0	8-38
Opp. shoots below 50%	10-10	13-13	18-8	19-14	22-5	24-9	22-11	25-4	22-9	19-7	15-2	209-92
Opp. shoots below 40%	7-1	6-1	9-3	10-3	17-0	15-1	16-1	17-1	16-5	17-2	11-0	141-18
Make 7 or fewer 3-pointers	10-12	8-12	7-11	13-12	21-6	12-9	12-9	22-7	20-11	9-5	12-1	145-95
Make 8 or more 3-pointers	1-7	5-7	11-3	6-4	6-4	14-2	10-3	5-0	3-0	13-6	4-1	78-37
Shoot more FTs than opp.	7-3	6-3	12-1	11-2	22-2	16-4	16-3	20-2	20-6	14-3	11-1	155-30
Out-rebound the opponent	9-5	10-11	13-4	17-8	24-3	10-4	17-8	19-4	18-8	18-7	14-1	178-63
Opponent out-rebounds UC	2-14	3-7	2-9	2-8	2-5	13-6	3-4	8-2	3-3	3-2	2-1	43-61
Same number of rebounds	0-0	0-1	3-1	0-0	0-1	3-1	2-0	0-1	1-1	1-2	0-0	10-8
Commit fewer turnovers	7-11	4-5	9-3	7-6	16-6	22-5	14-4	16-4	13-3	17-2	13-1	138-50
Commit the same or more TOs	4-8	9-14	9-11	12-10	9-2	4-3	8-7	11-3	10-8	3-10	3-1	82-75
Commit 12 or fewer turnovers	7-9	4-7	5-4	5-5	10-5	17-7	8-8	20-4	13-5	14-6	11-2	114-62
Outscore opponents' bench	6-8	8-6	15-9	19-11	24-7	13-3	11-6	17-1	14-7	15-6	10-0	152-64
1-3 point games	1-4	5-5	2-0	4-5	2-1	5-4	2-3	4-2	1-4	2-6	3-0	41-34
4-5 point games	0-1	2-1	2-1	3-2	0-2	6-0	2-2	4-1	2-1	4-1	0-1	25-13
6-10 point games	5-2	2-6	5-6	4-4	7-2	5-3	7-4	2-2	8-1	3-3	4-1	52-34
11-19 point games	4-10	3-5	4-4	4-4	8-5	4-2	6-2	9-1	7-4	6-1	1-0	56-38
20-plus point games	1-2	1-2	5-3	4-1	9-1	7-1	5-1	8-1	5-1	7-0	8-0	60-13
Score 59 or fewer points	0-9	3-7	1-6	0-7	3-8	3-7	1-9	2-7	6-11	2-4	3-0	24-73
Score 60-69 points	6-7	8-7	4-6	9-4	9-1	7-4	9-3	11-0	9-0	8-2	2-1	81-35
Score 70 or more points	5-3	2-5	13-2	10-5	14-0	16-2	12-0	14-0	8-0	12-5	11-1	117-23
Hold opp. to 50 or fewer points	3-0	3-0	4-0	1-0	7-0	3-2	4-0	7-0	9-2	4-0	3-0	48-4
Hold opp. to 51-60 points	3-4	5-1	6-2	9-2	12-1	12-3	12-4	11-3	10-3	12-1	7-0	100-24
Hold opp. to 61-70 points	3-2	5-5	5-3	7-4	5-5	10-1	4-7	7-3	4-5	3-5	4-0	57-41
Opp. scores 70-plus points	2-13	0-13	3-9	2-10	2-3	1-5	2-1	2-1	0-1	2-4	2-2	18-62
November	5-1	4-2	5-1	4-1	5-0	4-2	6-0	6-0	5-1	7-0	5-1	56-9
December	4-3	1-5	5-2	5-2	9-0	6-1	7-1	5-2	4-2	3-4	6-1	54-23
January	1-7	5-4	4-4	5-4	4-4	5-4	4-3	9-0	6-2	6-2	5-0	54-34
February	1-7	3-3	4-3	2-5	4-3	6-2	2-5	4-2	5-4	5-2	0-0	36-36
March	0-1	0-5	0-4	3-4	4-2	5-2	2-3	3-3	3-2	1-3	0-0	21-29
Monday	0-0	1-0	3-2	2-2	2-0	2-1	2-2	1-0	0-0	0-0	1-0	14-7
Tuesday	0-2	1-1	1-2	4-2	3-0	2-0	4-0	6-0	5-1	3-2	1-0	30-10
Wednesday	4-5	4-5	4-1	7-3	9-1	7-0	3-1	2-0	5-1	2-1	3-0	50-18
Thursday	0-1	0-2	3-0	1-2	3-1	3-1	1-3	5-1	3-1	3-3	3-0	25-15
Friday	1-0	1-1	0-1	0-0	1-0	4-1	1-2	2-1	2-1	2-2	1-0	15-9
Saturday	5-7	6-5	6-5	5-3	8-4	5-7	10-2	8-5	5-6	6-3	4-2	67-55
Sunday	1-4	0-5	1-3	0-4	0-3	3-1	2-1	2-0	3-1	6-0	3-0	21-22

BEARCATS STARTING LINEUPS	
OPPONENT	UC STARTERS
<i>Bellarmino (EXH.)</i>	<i>Jenifer, Caupain, Johnson, Clark, Washington</i>
Brown	Caupain, Johnson, Evans, Clark, Washington
Albany	Caupain, Johnson, Evans, Clark, Washington
vs. Rhode Island	Caupain, Johnson, Evans, Clark, Washington
vs. Penn State	Caupain, Johnson, Evans, Clark, Washington
Samford	Caupain, Johnson, Evans, Clark, Washington
Lipscomb	Caupain, Johnson, Evans, Clark, Washington
at Iowa State	Caupain, Johnson, Evans, Clark, Washington
Bowling Green	Caupain, Johnson, Evans, Clark, Washington
at Butler	Caupain, Johnson, Evans, Clark, Washington
Texas Southern	Caupain, Johnson, Evans, Clark, Moore
Fairleigh Dickinson	Caupain, Johnson, Evans, Clark, Washington
Marshall	Caupain, Johnson, Evans, Clark, Washington
at Temple	Caupain, Johnson, Evans, Clark, Washington
Tulane	Caupain, Johnson, Evans, Clark, Washington
at Houston	Caupain, Johnson, Evans, Clark, Washington
SMU	Caupain, Johnson, Evans, Clark, Washington
at East Carolina	Caupain, Johnson, Evans, Clark, Washington
Temple	Caupain, Johnson, Evans, Clark, Washington
at Tulane	
Xavier	
USF	
at Tulsa	
UConn	
UCF	
at SMU	
at USF	
Tulsa	
Memphis	
at UCF	
Houston	
at UConn	

RECORD BY STARTING LINEUPS	
UC STARTERS	RECORD
Caupain, Johnson, Evans, Clark, Washington	15-2
Caupain, Johnson, Evans, Clark, Moore	1-0

SPECIALTY STATISTICS

OPPONENT	RESULT	IN PAINT	OFF TO	2ND CHANCE	FAST BREAK	BENCH
Brown		14	2	5	2	25
at Cincinnati	W, 84-55	48	16	18	12	21
Albany		34	13	8	8	15
at Cincinnati	W, 74-51	42	24	21	20	28
vs. Rhode Island		30	15	15	7	15
Cincinnati	L, 71-76	24	10	16	11	4
vs. Penn State		18	13	2	4	5
at Cincinnati	W, 71-50	34	17	15	6	17
Samford		10	14	7	0	10
at Cincinnati	W, 70-55	30	26	23	0	10
Lipscomb		42	12	16	8	22
at Cincinnati	W, 91-68	40	26	5	17	39
at Iowa State		26	15	7	6	17
Cincinnati	W, 55-54 (OT)	30	9	16	2	2
Bowling Green		20	6	5	6	13
at Cincinnati	W, 85-56	54	15	7	10	28
at Butler		26	11	7	0	33
Cincinnati	L, 65-75	32	8	14	6	4
Texas Southern		24	0	6	4	30
at Cincinnati	W, 96-58	51	15	10	20	51
Fairleigh Dickinson		24	12	10	8	21
at Cincinnati	W, 119-68	57	28	15	23	56
Marshall		24	14	11	3	14
at Cincinnati	W, 93-91 (OT)	48	18	17	13	15
at Temple		18	10	8	2	4
Cincinnati	W, 56-50	24	10	12	4	18
Tulane		20	12	16	6	12
at Cincinnati	W, 92-56	36	20	12	19	42
at Houston		30	10	9	6	17
Cincinnati	W, 67-58	16	12	14	4	2
SMU		24	8	12	8	0
at Cincinnati	W, 66-64	20	9	7	6	10
at East Carolina		18	14	9	4	17
Cincinnati	W, 55-46	26	6	14	10	8
Temple		22	24	6	12	19
at Cincinnati	W, 81-74	36	19	7	4	9
at Tulane						
Cincinnati						
Xavier						
at Cincinnati						
USF						
at Cincinnati						
at Tulsa						
Cincinnati						
UConn						
at Cincinnati						
UCF						
at Cincinnati						
at SMU						
Cincinnati						
at USF						
at Cincinnati						
Tulsa						
at Cincinnati						
Memphis						
at Cincinnati						
at UCF						
Cincinnati						
Houston						
Cincinnati						
at UConn						
at Cincinnati						
		IN PAINT	OFF TO	2ND CHANCE	FAST BREAK	BENCH
CINCINNATI TOTALS		648	288	243	187	364
AVERAGE		36.0	16.0	13.5	10.4	20.2
OPPONENTS TOTALS		424	205	159	94	289
AVERAGE		23.6	11.4	8.8	5.2	16.1

OVERTIME RECORDS

UC'S OVERALL RECORD	56-55
1 OT Games	47-44
2 OT Games	8-8
3 OT Games	0-1
4 OT Games	0-2
7 OT Games	1-0

RECORDS IN OVERTIME GAMES

Home	27-17	.614
Schmidlapp Gym	3-4	.429
Schmidt Fieldhouse	0-1	.000
Music Hall	0-1	.000
Armory Fieldhouse	5-4	.556
Cincinnati Gardens	3-2	.600
U.S. Bank Arena	3-1	.750
Fifth Third Arena	14-4	.778
Away	17-30	.362
Neutral	11-8	.579

Current Streak: Won 2

Longest Winning Streak: 5 (Tay Baker - 1966-67)

Longest Losing Streak: 4 (Bob Ruess, 1943 - John Weithe, 1950)

- On Dec. 21, 1981 Cincinnati and Bradley played an NCAA-record 7-overtime game which UC won, 75-73.
- Cincinnati has been involved in two of the five NCAA tournament championship games to go into overtime. The Bearcats defeated Ohio State, 70-65, in 1961, but lost to Loyola (Ill.), 60-58, in 1963.
- In 1966-67, Cincinnati played six overtime games, winning five.

UC COACHES IN OVERTIME GAMES

COACH (YEARS)	NO.	RECORD	PCT.
Bob Huggins (1989-2005)	25	14-11	.560
Mick Cronin (2006-pres.)	25	13-12	.520
Tay Baker (1965-72)	9	7-2	.778
Ed Jucker (1960-65)	9	4-5	.444
Ed Badger (1978-83)	8	3-5	.375
Tony Yates (1983-89)	7	2-5	.286
John Wiethe (1946-52)	5	1-4	.200
George Smith (1952-60)	4	3-1	.750
Gale Catlett (1972-78)	4	2-2	.500
Frank Rice (1928-32)	4	1-3	.250
Boyd Chambers (1918-28)	3	3-0	1.000
Clark Ballard (1939-42)	2	2-0	1.000
Andy Kennedy (2005-06)	2	1-1	.250
Tay Brown (1933-37)	2	0-2	.000
John Halliday (1932-33)	1	0-1	.000
Bob Reuss (1942-44)	1	0-1	.000
Walter Van Winkle (1937-39)	0	—	—
Ray Farnham (1944-46)	0	—	—

OVERTIME GAMES IN MICK CRONIN ERA

1/20/07	W	UC 96, West Virginia 83	1	SC
2/28/07	W	UC 70, Seton Hall 67	1	SC
2/9/08	W	UC 72, Rutgers 68	1	SC
3/2/08	L	Providence 81, UC 79	1	A
12/20/08	W	UC 85, Eastern Kentucky 77	1	SC
2/7/09	W	UC 64, Georgetown 62	1	SC
3/7/09	L	Seton Hall 67, UC 63	1	SC
11/25/09	L	Gonzaga 61, UC 59	1	N
12/13/09	L	Xavier 83, UC 79	2	A
2/21/10	L	Marquette 79, UC 76	1	SC
2/19/11	W	UC 93, Providence 81	1	A
11/25/11	L	Marshall 73, UC 69	1	SC
1/21/12	L	West Virginia 77, UC 74	1	A
3/8/12	W	UC 72, Georgetown 70	2	N
1/19/13	W	UC 71, Marquette 69	1	SC
2/21/13	L	UConn 73, UC 66	1	A
3/9/13	W	UC 61, USF 53	1	SC
12/13/14	L	Nebraska 56, UC 55	2	A
12/17/14	W	UC 71, San Diego State 62	1	SC
3/19/15	W	UC 66, Purdue 65	1	N
1/16/16	L	Temple 67, UC 65	2	A
2/18/16	L	Tulsa 70, UC 68	1	A
3/11/16	L	UConn 104, UC 97	4	N
12/1/16	W	UC 55, Iowa State 54	1	A
12/22/16	W	UC 93, Marshall 91	1	SC

## THE LAST TIME...

### TEAM

#### 100 POINTS BY A TEAM

By UC	119 VS. Fairleigh Dickinson, 12/17/16
By Opponent	104 by UConn (40T), 3/11/16

#### 90-99 POINTS BY A TEAM

By UC	92 vs. Tulane, 1/1/17
By Opponent	91 by Marshall, 12/22/16

#### 30-PLUS POINT WIN

By UC	36 (92-56) vs. Tulane, 1/1/17
By Opponent	38 (89-51) vs. Notre Dame, 3/10/11

#### 60 PERCENT SHOOTING BY A TEAM

By UC	.647 vs. Fairleigh Dickinson, 12/17/16
By Opponent	.674 vs. Pittsburgh, 2/14/09

#### 50 PERCENT SHOOTING BY A TEAM

By UC	.500 vs. Temple, 1/18/17
By Opponent	.529 by Temple, 1/18/17

#### CINCINNATI PLAYED A RANKED OPPONENT

UC Win	55-54 at No. 19 Iowa State, 12/1/16
UC Loss	65-75 at No. 16 Butler, 12/10/16

#### SINGLE OVERTIME GAME

UC Win	93-91 (OT) vs. Marshall, 12/22/16
UC Loss	104-97 (4OT) vs. UConn, 3/11/16

#### DOUBLE OVERTIME GAME

UC Win	72-70 (2OT) vs. Georgetown, 3/8/12
UC Loss	104-97 (4OT) vs. UConn, 3/11/16

#### TRIPLE OVERTIME GAME

UC Win	75-73 (7OT*) vs. Bradley, 12/21/81
UC Loss	104-97 (4OT) vs. UConn, 3/11/16

\* - NCAA record.

### INDIVIDUAL

#### 40 POINTS BY A PLAYER

By UC	41, Steve Logan vs. Southern Mississippi, 2/15/02
By Opponent	41, Dell Curry, Virginia Tech, 1985-86

#### 30 POINTS BY A PLAYER

By UC	37, Troy Caupain vs. UConn, 3/11/16
By Opponent	32, Daniel Hamilton, vs. UConn, 3/11/16

#### 20 REBOUNDS BY A PLAYER

By UC	20, Cedric McGowan vs. DePaul, 1/4/06
By Opponent	four times

#### 15 REBOUNDS BY A PLAYER

By UC	17, Kyle Washington, vs. Penn State, 11/20/16
By Opponent	15, Greg Monroe, vs. Georgetown, 3/6/10

#### TWO PLAYERS WITH 20 OR MORE POINTS IN SAME GAME

By UC	Gary Clark (26), Jacob Evans (25) vs. Marshall, 12/22/16
By Opponent	Daniel Hamilton (32), Jalen Adams (22) vs. UConn, 3/11/16

#### THREE PLAYERS WITH 10 OR MORE REBOUNDS IN SAME GAME

By UC	Gary Clark (10), Kyle Washington (10) & Troy Caupain (10) at Iowa State, 12/1/16
-------	---

#### TWO PLAYERS WITH 10 OR MORE REBOUNDS IN SAME GAME

By UC	Troy Caupain (12), Gary Clark (11) vs. Marshall, 12/22/16
By Opponent	Ben Moore (11), Sterling Brown (11) vs. SMU, 1/12/17

#### 10 ASSISTS BY A PLAYER

By UC	10, Troy Caupain, vs. USF, 2/4/16
By Opponent	10, Chris Howard, at USF, 2/14/09

#### FIVE STEALS BY A PLAYER

By UC	5, Troy Caupain, at UCF, 2/9/16
By Opponent	5, Antonio Robinson, at East Carolina, 2/1/15

#### FIVE BLOCKED SHOTS BY A PLAYER

By UC	5, Nysier Brooks vs. East Carolina, 1/15/17
By Opponent	5, Amida Brimah, vs. UConn, 3/11/16

#### DOUBLE-DOUBLE BY A UC PLAYER

UC Win	Kyle Washington (16 pts., 11 rebs.) at East Carolina, 1/15/17
UC Loss	Gary Clark (14 pts., 12 rebs.) at Butler, 12/10/16

#### DOUBLE-DOUBLES BY TWO UC PLAYERS

By UC	Kyle Washington (13 pts, 11 rebs) and Gary Clark (11 pts, 10 rebs) at Iowa State, 12/1/16
-------	---

#### DOUBLE-DOUBLES BY THREE UC PLAYERS

By UC	Troy Caupain (37 pts, 10 rebs), Octavius Ellis (13 pts, 10 rebs) & Gary Clark (12 pts, 12 rebs) vs. UConn, 3/11/16
-------	--

#### TRIPLE-DOUBLE BY A UC PLAYER

By UC	Eric Hicks (22 pts., 12 rebs., 10 blks.) vs. Marquette, 1/7/06
-------	---

#### UC PLAYER LED TEAM IN POINTS, REBOUNDS & ASSISTS

By UC	Sean Kilpatrick (26 pts., 12 rebs., 6 asst.) vs. SMU, 1/1/13
-------	---

#### A PLAYER WON A GAME IN THE FINAL SECONDS

By UC	Troy Caupain putback with 0.7 seconds left UC defeats Marshall, 93-91, 12/22/16
By Opponent	Roosevelt Jones layup with :00.1 left Butler defeats UC 78-76, 12/2/15

#### FOUR PLAYERS SCORED IN DOUBLE FIGURES

By UC	Troy Caupain (18), Kevin Johnson (16), Kyle Washington (16), Jacob Evans (15) vs. Temple, 1/18/19
-------	---

#### FIVE PLAYERS SCORED IN DOUBLE FIGURES

By UC	Kyle Washington (19), Troy Caupain (13) Jacob Evans (12), Gary Clark (11), Kevin Johnson (10) at Houston, 1/7/17
-------	--

#### SIX PLAYERS SCORED IN DOUBLE FIGURES

By UC	Troy Caupain (18), Gary Clark (16), Jacob Evans (11) Coreontae DeBerry (11), Octavius Ellis (10), Farad Cobb (10) vs. USF, 2/4/16
-------	---

#### SEVEN PLAYERS SCORED IN DOUBLE FIGURES

By UC	Kevin Johnson (18), Jacob Evans (17), Justin Jenifer (13), Kyle Washington (12), Jarron Cumberland (11) Troy Caupain (10), Tre Scott (10) vs. Fairleigh Dickinson, 12/17/16
-------	--

#### EIGHT PLAYERS SCORED IN DOUBLE FIGURES

By UC	Farad Cobb (15), Shaq Thomas (14), Kevin Johnson (14), Coreontae DeBerry (12), Justin Jenifer (11), Quadri Moore (10), Jacob Evans (10), Octavius Ellis (10) vs. Robert Morris, 11/15/15
-------	---

## CRONIN ERA BESTS

#### MOST POINTS SCORED

119 (W, 119-68)	vs. Fairleigh Dickinson	12/17/16
106 (W, 106-44)	vs. Robert Morris	11/15/15
102 (W, 102-60)	vs. Miss. Valley St.	11/13/12
102 (W, 102-62)	vs. Chicago State	12/23/13

#### MOST POINTS SCORED (HALF)

65 (W, 119-68)	vs. Fairleigh Dickinson	(1st) 12/17/16
60 (W, 99-50)	vs. Arkansas-Pine Bluff	(2nd) 11/22/15
59 (W, 96-58)	vs. Texas Southern	(2nd) 12/13/16
59 (W, 97-84)	vs. No. 20 Memphis	(2nd) 3/6/14
59 (W, 102-60)	vs. Miss. Valley St.	(2nd) 11/13/12

#### HIGHEST FG PERCENTAGE

.647 (44-68)	vs. Fairleigh Dickinson	12/17/16
.647 (33-51)	vs. UCF	2/25/15
.632 (36-57)	vs. Campbell	11/20/13
.628 (27-43)	vs. St. John's	2/11/09
.610 (36-59)	vs. Western Carolina	11/13/15
.603 (38-63)	vs. Radford	12/17/11

#### HIGHEST 3-PT. PERCENTAGE

.643 (9-14)	vs. Temple	1/17/14
.636 (7-11)	vs. Stony Brook	12/2/14
.600 (6-10)	vs. St. John's	2/11/09
.583 (7-12)	at No. 23/23 SMU	2/5/15
.583 (7-12)	at Georgetown	1/27/07
.583 (14-24)	vs. Central Michigan	11/25/06

#### MOST REBOUNDS

69	vs. Chicago State	12/23/13
56	at Temple (2OT)	1/16/16
56	vs. North Carolina A&T	11/18/12
54	vs. UConn (4OT)	3/11/16

#### MOST ASSISTS

32	vs. Robert Morris	11/15/15
29	vs. Fairleigh Dickinson	12/17/16
27	vs. Toledo	11/18/09
26	vs. Texas Southern	12/13/16

#### MOST BLOCKED SHOTS

12	vs. Wagner	12/23/14
12	vs. Marquette	1/19/13
12	at DePaul	1/15/13
12	vs. North Carolina A&T	11/18/12
10	vs. Samford	11/23/16
10	vs. UConn (4OT)	3/11/16
10	vs. Butler	12/2/15
10	at UConn	1/10/15
10	vs. Memphis	1/4/14
10	vs. Chicago State	12/23/13
10	vs. Wright State	12/22/12
10	vs. UT Martin	11/11/12
10	vs. Chicago State	12/23/11
10	vs. Alabama State	11/13/11
10	vs. Western Illinois	11/22/08

#### MOST STEALS

23	vs. Ark.-Little Rock	12/6/12
19	vs. Ark.-Pine Bluff	11/22/15
18	vs. Robert Morris	11/15/15
16	vs. Ark.-Pine Bluff	12/21/11

#### MOST FORCED TURNOVERS

32	vs. Ark.-Little Rock	12/6/12
32	vs. North Carolina State	12/23/06
30	vs. Ark.-Pine Bluff	11/22/15
29	vs. Robert Morris	11/15/15
29	vs. Ark.-Pine Bluff	12/21/11

#### FEWEST POINTS ALLOWED

34	vs. Dayton	11/27/10
37	vs. Saint Francis (Pa.)	11/14/14
39	vs. Howard	11/10/06
	at West Virginia	1/30/08
	vs. North Carolina A&T	11/18/12

#### FEWEST POINTS ALLOWED (HALF)

13	vs. Marquette	1/19/13
14	vs. Alabama State	(1st) 11/13/11

#### LOWEST FG PERCENTAGE ALLOWED

.152 (10-66)	vs. North Carolina A&T	11/18/12
.200 (12-60)	vs. Dayton	11/27/10
.200 (10-50)	at West Virginia	1/30/08

#### LOWEST 3-PT. FG PERCENTAGE ALLOWED

.000 (0-10)	at No. 24/22 Pittsburgh	12/31/12
.000 (0-4)	vs. Texas Southern	11/18/08
.045 (1-22)	at West Virginia	1/30/08
.063 (1-16)	vs. Providence	3/13/13
.091 (1-11)	vs. USF	2/2/14

#### BIGGEST WIN

62 (106-44)	vs. Robert Morris	11/15/15
54 (93-39)	vs. North Carolina A&T	11/18/12

#### BIGGEST COMEBACK

Down 17 (won 96-83 in OT)	vs. West Virginia	1/20/07
Down 16 (won 70-55)	vs. Samford	11/23/16
Down 15 (won 93-91 in OT)	vs. Marshall	12/22/16




# RADIO-TV CHART




**0** **QUADRI MOORE**  
F • 6-8 • 230 • JR-2L  
LINDEN, N.J.



**1** **JACOB EVANS III**  
G/F • 6-6 • 210 • SO-1L  
BATON ROUGE, LA.




**3** **JUSTIN JENIFER**  
G • 5-10 • 175 • SO-1L  
BALTIMORE, MD.




**10** **TROY CAUPAIN**  
G • 6-4 • 210 • SR-3L  
MIDLOTHIAN, VA.




**11** **GARY CLARK**  
F • 6-8 • 225 • JR-2L  
CLAYTON, N.C.




**13** **TRE SCOTT**  
F • 6-8 • 225 • R-FR-HS  
DARIEN, GA.



**14** **JACKSON BART**  
F • 6-5 • 210 • R-FR-TR  
BARTLESVILLE, OKLA.



**15** **CANE BROOME**  
G • 6-0 • 160 • JR-TR  
EAST HARTFORD, CONN.




**24** **KYLE WASHINGTON**  
F • 6-9 • 230 • JR-TR  
CHAMPLIN, MINN.




**25** **KEVIN JOHNSON**  
G • 6-3 • 185 • SR-3L  
CINCINNATI, OHIO




**32** **JOHN KOZ**  
G • 6-1 • 190 • FR-HS  
CLEVELAND, OHIO



**33** **NYSIER BROOKS**  
C • 6-11 • 240 • FR-HS  
PHILADELPHIA, PA.



**34** **JARRON CUMBERLAND**  
G • 6-5 • 218 • FR-HS  
WILMINGTON, OHIO



**45** **ZACK TOBLER**  
F • 6-5 • 225 • SR-3L  
FORT MITCHELL, KY.



**MICK CRONIN**  
HEAD COACH



**LARRY DAVIS**  
ASSOCIATE HEAD COACH



**DARREN SAVINO**  
ASSISTANT COACH



**ANTWON JACKSON**  
ASSISTANT COACH

# CINCINNATI PLAYER SEASON & CAREER HIGHS

## #0 - QUADRI MOORE

2016-17 SEASON		CAREER
9 vs. Fairleigh Dickinson, 12/17/16	Pts	10, 3x (last vs. Ark.-Pine Bluff, 11/22/15)
8 vs. Albany, 11/14/16	FG Atts	8, 2x (last vs. Albany, 11/14/16)
3, 2x (last vs. Fairleigh Dickinson, 12/17/16)	FG Made	5 vs. Robert Morris, 11/15/15
3 vs. Fairleigh Dickinson, 12/17/16	3PT-FG Atts	3, 3x (last vs. Fairleigh Dickinson, 12/17/16)
1, 3x (last at Temple, 12/28/16)	3PT-FG Made	2, 2x (last vs. Tulsa, 1/2/16)
2, 2x (last vs. Fairleigh Dickinson, 12/17/16)	FT Atts	8 vs. Ark.-Pine Bluff, 11/22/15
2 vs. Fairleigh Dickinson, 12/17/16	FT Made	6, 2x (last vs. Ark.-Pine Bluff, 11/22/15)
5 vs. Albany, 11/14/16	Rebs	8 vs. Ark.-Pine Bluff, 11/22/15
0	Assts	2 vs. Stony Brook, 12/2/14
2 vs. Fairleigh Dickinson, 12/17/16	Stls	3 vs. Ark.-Pine Bluff, 11/22/15
1, x (last vs. Bowling Green, 12/4/16)	Blks	2 vs. Wagner, 12/23/14
14, 2x (last vs. Fairleigh Dickinson, 12/17/16)	Mins	18, 2x (last at SMU, 1/7/16)

## #1 - JACOB EVANS III

2016-17 SEASON		CAREER
25, 2x (last vs. Marshall, 12/22/16)	Pts	26 vs. Saint Joseph's, 3/18/16
15 vs. Marshall, 12/22/16	FG Atts	20 vs. Saint Joseph's, 3/18/16
9, 2x (last vs. Marshall, 12/22/16)	FG Made	10 vs. Saint Joseph's, 3/18/16
7, 2x (last at Houston, 1/7/17)	3PT-FG Atts	10 vs. Butler, 12/2/15
4, 2x (last vs. Marshall, 12/22/16)	3PT-FG Made	5 vs. Saint Joseph's, 3/18/16
9 vs. Rhode Island, 11/19/16	FT Atts	9 vs. Rhode Island, 11/19/16
7, 2x (last vs. Rhode Island, 11/19/16)	FT Made	7, 2x (last vs. Rhode Island, 11/19/16)
6 vs. Rhode Island, 11/19/16	Rebs	9 vs. Saint Joseph's, 3/18/16
6 vs. SMU, 1/12/17	Assts	6 vs. SMU, 1/12/17
4 vs. Marshall, 12/22/16	Stls	4 vs. Marshall, 12/22/16
2 vs. SMU, 1/12/17	Blks	3, 2x (last at UConn, 1/18/16)
45 vs. Marshall, 12/22/16	Mins	45 vs. Marshall, 12/22/16

## #3 - JUSTIN JENIFER

2016-17 SEASON		CAREER
14 vs. Bowling Green, 12/4/16	Pts	14 vs. Bowling Green, 12/4/16
11 vs. Fairleigh Dickinson, 12/17/16	FG Atts	11 vs. Fairleigh Dickinson, 12/17/16
6 vs. Fairleigh Dickinson, 12/17/16	FG Made	6 vs. Fairleigh Dickinson, 12/17/16
5 vs. Bowling Green, 12/4/16	3PT-FG Atts	5 vs. Bowling Green, 12/4/16
4 vs. Bowling Green, 12/4/16	3PT-FG Made	4 vs. Bowling Green, 12/4/16
2, 5x (last vs. Tulane, 1/1/17)	FT Atts	6 vs. Robert Morris, 11/15/15
2 vs. Tulane, 1/1/17	FT Made	6 vs. Robert Morris, 11/15/15
5 vs. Brown, 11/11/16	Rebs	5 vs. Brown, 11/11/16
9, vs. Texas Southern, 12/13/16	Asts	9, 2x (last vs. Texas Southern, 12/13/16)
3 vs. Albany, 11/14/16	Stls	3, 2x (last vs. USF, 2/4/16)
0	Blks	0
28 vs. Bowling Green, 12/4/16	Mins	28 vs. Bowling Green, 12/4/16

## #10 - TROY CAUPAIN

2016-17 SEASON		CAREER
22 at Butler, 12/10/16	Pts	37 vs. UConn, 3/11/16
15, 2x (last at Butler, 12/10/16)	FG Atts	30 vs. UConn, 3/11/16
9 at Butler, 12/10/16	FG Made	11 vs. UConn, 3/11/16
8 vs. SMU, 1/12/17	3PT-FG Atts	9, 2x (last vs. UConn, 3/11/16)
5 vs. SMU, 1/12/17	3PT-FG Made	5 vs. SMU, 1/12/17
9 vs. Temple, 1/18/17	FT Atts	12 vs. UConn, 3/11/16
8 vs. Temple, 1/18/17	FT Made	11 vs. UConn, 3/11/16
12 vs. Marshall, 12/22/16	Rebs	12 vs. Marshall, 12/22/16
8, 2x (last vs. Tulane, 1/1/17)	Assts	10 vs. USF, 2/4/16
4 vs. Albany, 11/14/16	Stls	5, 2x (last at UCF, 2/9/16)
2 vs. Samford, 11/23/16	Blks	2, 3x (last vs. Samford, 11/23/16)
42 at Iowa State, 12/2/16	Mins	56 vs. UConn, 3/11/16

## #11 - GARY CLARK

2016-17 SEASON		CAREER
26 vs. Marshall, 12/22/16	Pts	26 vs. Marshall, 12/22/16
15 vs. Marshall, 12/22/16	FG Atts	15 vs. Marshall, 12/22/16
12 vs. Marshall, 12/22/16	FG Made	12 vs. Marshall, 12/22/16
4 at Houston, 1/7/17	3PT-FG Atts	4, 2x (last at Houston, 1/7/17)
2, 2x (last vs. SMU, 1/12/17)	3PT-FG Made	2, 4x (last vs. SMU, 1/12/17)
10 vs. Samford, 11/23/16	FT Atts	10 vs. Samford, 11/23/16
5, 2x (last vs. Texas Southern, 12/13/16)	FT Made	7, 2x (last vs. SMU, 3/6/16)
12 at Butler, 12/10/16	Rebs	16 vs. East Carolina, 1/6/15
8 vs. Temple, 1/18/17	Assts	8 vs. Temple, 1/18/17
3, 2x (last vs. Penn State, 11/20/16)	Stls	5 at SMU, 1/7/16
3, 3x (last at Houston, 1/7/17)	Blks	4, 6x (last at UCF, 2/9/16)
38 vs. Marshall, 12/22/16	Mins	48 vs. UConn, 3/11/16

## #13 - TRE SCOTT

2016-17 SEASON		CAREER
11 vs. Texas Southern, 12/13/16	Pts	11 vs. Texas Southern, 12/13/16
10 vs. Texas Southern, 12/13/16	FG Atts	10 vs. Texas Southern, 12/13/16
5, 3x (last vs. Fairleigh Dickinson, 12/17/16)	FG Made	5, 3x (last vs. Fairleigh Dickinson, 12/17/16)
1, 2x (last vs. Tulane, 1/1/17)	3PT-FG Atts	1, 2x (last vs. Tulane, 1/1/17)
0	3PT-FG Made	0
5, 2x (last vs. Marshall, 12/22/16)	FT Atts	5, 2x (last vs. Marshall, 12/22/16)
3 vs. Lipscomb, 11/26/16	FT Made	3 vs. Lipscomb, 11/26/16
10 vs. Tulane, 1/1/17	Rebs	10 vs. Tulane, 1/1/17
5 vs. Lipscomb, 11/26/16	Assts	5 vs. Lipscomb, 11/26/16
2, 2x (last at Temple, 12/28/16)	Stls	2, 2x (last at Temple, 12/28/16)
5 vs. Lipscomb, 11/26/16	Blks	5 vs. Lipscomb, 11/26/16
29 vs. Lipscomb, 11/26/16	Mins	29 vs. Lipscomb, 11/26/16

## #14 - JACKSON BART

2016-17 SEASON		CAREER
0	Pts	0
2 vs. Tulane, 1/1/17	FG Atts	2 vs. Tulane, 1/1/17
0	FG Made	0
2 vs. Tulane, 1/1/17	3PT-FG Atts	2 vs. Tulane, 1/1/17
0	3PT-FG Made	0
0	FT Atts	0
0	FT Made	0
0	Rebs	0
0	Assts	0
0	Stls	0
0	Blks	0
2, 2x (last vs. Tulane, 1/1/17)	Mins	2, 2x (last vs. Tulane, 1/1/17)

## #24 - KYLE WASHINGTON

2016-17 SEASON		CAREER (• SET AT NC STATE)
24 vs. Bowling Green, 12/4/16	Pts	24 vs. Bowling Green, 12/4/16
17 at Houston, 1/7/17	FG Atts	17 at Houston, 1/7/17
11 vs. Bowling Green, 12/4/16	FG Made	11 vs. Bowling Green, 12/4/16
4 at Butler, 12/10/16	3PT-FG Atts	4 at Butler, 12/10/16
2, 2x (last at Butler, 12/10/16)	3PT-FG Made	2, 2x (last at Butler, 12/10/16)
6 vs. Rhode Island, 11/19/16	FT Atts	9 vs. Miami, 3/13/14•
5 vs. Rhode Island, 11/19/16	FT Made	7 vs. Miami, 3/13/14•
17 vs. Penn State, 11/20/16	Rebs	17 vs. Penn State, 11/20/16
5 vs. Brown, 11/11/16	Assts	5 vs. Brown, 11/11/16
2 vs. Tulane, 1/1/17	Stls	2, 2x (last vs. Tulane, 1/1/17)
4 vs. Rhode Island, 11/19/16	Blks	4, 5x (last vs. Rhode Island, 11/19/16)
37 vs. Rhode Island, 11/19/16	Mins	37 vs. Rhode Island, 11/19/16

## #25 - KEVIN JOHNSON

2016-17 SEASON		CAREER
18 vs. Fairleigh Dickinson, 12/17/16	Pts	18 vs. Fairleigh Dickinson, 12/17/16
12 vs. Samford, 11/23/16	FG Atts	14 vs. Robert Morris, 11/15/15
6, 3x (last vs. Temple, 1/18/17)	FG Made	6, 3x (last vs. Temple, 1/18/17)
8 vs. Samford, 11/23/16	3PT-FG Atts	9, 2x (last vs. Houston, 1/13/16)
4 vs. Fairleigh Dickinson, 12/17/16	3PT-FG Made	4, 5x (last vs. Fairleigh Dickinson, 12/17/16)
6 at Temple, 12/28/16	FT Atts	6, 3x (last at Temple, 12/28/16)
5 at Temple, 12/28/16	FT Made	5, 2x (last at Temple, 12/28/16)
5, 2x (last at East Carolina, 1/15/17)	Rebs	6 at Temple, 1/16/16
4, 2x (last vs. Temple, 1/18/17)	Assts	4, 4x (last vs. Temple, 1/18/17)
3, 3x (last at East Carolina, 1/15/17)	Stls	4 vs. Wagner, 12/23/14
1, 3x (last vs. Marshall, 12/22/16)	Blks	2 vs. Stony Brook, 12/2/14
39 at Iowa State, 12/1/16	Mins	39 at Iowa State, 12/1/16

## #33 - NYSIER BROOKS

2016-17 SEASON		CAREER
10 vs. Samford, 11/23/16	Pts	10 vs. Samford, 11/23/16
5, 2x (last vs. Fairleigh Dickinson, 12/17/16)	FG Atts	5, 2x (last vs. Fairleigh Dickinson, 12/17/16)
4 vs. Samford, 11/23/16	FG Made	4 vs. Samford, 11/23/16
0	3PT-FG Atts	0
0	3PT-FG Made	0
4, 2x (last vs. Fairleigh Dickinson, 12/17/16)	FT Atts	4, 2x (last vs. Fairleigh Dickinson, 12/17/16)
2, 4x (last vs. Fairleigh Dickinson, 12/17/16)	FT Made	2, 4x (last vs. Fairleigh Dickinson, 12/17/16)
4, 3x (last at East Carolina, 1/15/17)	Rebs	4, 3x (last at East Carolina, 1/15/17)
1 vs. Albany, 11/14/16	Assts	1 vs. Albany, 11/14/16
1, 3x (last vs. Fairleigh Dickinson, 12/17/16)	Stls	1, 3x (last vs. Fairleigh Dickinson, 12/17/16)
5 at East Carolina, 1/15/17	Blks	5 at East Carolina, 1/15/17
15, 3x (last vs. Tulane 1/1/17)	Mins	15, 3x (last vs. Tulane 1/1/17)

## #34 - JARRON CUMBERLAND

2016-17 SEASON		CAREER
19 vs. Tulane, 1/1/17	Pts	19 vs. Tulane, 1/1/17
9 vs. Texas Southern, 12/13/16	FG Atts	9 vs. Texas Southern, 12/13/16
7 vs. Texas Southern, 12/13/16	FG Made	7 vs. Texas Southern, 12/13/16
6 vs. Fairleigh Dickinson, 12/17/16	3PT-FG Atts	6 vs. Fairleigh Dickinson, 12/17/16
4 vs. Texas Southern, 12/13/16	3PT-FG Made	4 vs. Texas Southern, 12/13/16
10 vs. Lipscomb, 11/26/16	FT Atts	10 vs. Lipscomb, 11/26/16
8 vs. Lipscomb, 11/26/16	FT Made	8 vs. Lipscomb, 11/26/16
6, 2x (last vs. Texas Southern, 12/13/16)	Rebs	6, 2x (last vs. Texas Southern, 12/13/16)
5 vs. Fairleigh Dickinson, 12/17/16	Assts	5 vs. Fairleigh Dickinson, 12/17/16
3 vs. Lipscomb, 11/26/16	Stls	3 vs. Lipscomb, 11/26/16
1, 5x (last vs. Tulane, 1/1/17)	Blks	1, 5x (last vs. Tulane, 1/1/17)
26 vs. Tulane, 1/1/17	Mins	26 vs. Tulane, 1/1/17

## #45 - ZACK TOBLER

2016-17 SEASON		CAREER
5 vs. Fairleigh Dickinson, 12/17/16	Pts	5, 2x (last vs. Fairleigh Dickinson, 12/17/16)
3 vs. Bowling Green, 12/4/16	FG Atts	3 vs. Bowling Green, 12/4/16
1, 3x (last vs. Tulane, 1/1/17)	FG Made	1, 6x (last vs. Tulane, 1/1/17)
1, 2x (last vs. Tulane, 1/1/17)	3PT-FG Atts	1, 5x (last vs. Tulane, 1/1/17)
1, 2x (last vs. Tulane, 1/1/17)	3PT-FG Made	1, 2x (last vs. Tulane, 1/1/17)
3 vs. Fairleigh Dickinson, 12/17/16	FT Atts	6 vs. Ark.-Pine Bluff, 11/22/15
3 vs. Fairleigh Dickinson, 12/17/16	FT Made	5 vs. Ark.-Pine Bluff, 11/22/15
2, 2 x (last vs. Fairleigh Dickinson, 12/17/16)	Rebs	2, 3x (last vs. Fairleigh Dickinson, 12/17/16)
0	Assts	1 vs. Robert Morris, 11/15/15
1, 2x (last vs. Fairleigh Dickinson, 12/17/16)	Stls	1, 2x (last vs. Fairleigh Dickinson, 12/17/16)
0	Blks	0
6 vs. Fairleigh Dickinson, 12/17/16	Mins	6, 2x (last vs. Fairleigh Dickinson, 12/17/16)



# #0 QUADRI MOORE

FORWARD • 6-8 • 230 • JUNIOR • 2L • LINDEN, N.J. (LINDEN HIGH SCHOOL)

## MOMENTS

- » Contributed six points in eight minutes before injuring his ankle against Saint Joseph's in the first round of the NCAA Tournament (3/18/16)
- » Scored a season-high 10 points, making all six attempts from the free-throw line against Wagner (12/23/14)
- » Connected on a trio of threes in tallying nine points against Saint Francis (11/14/14)

**2016-17 (Junior):** Tallied a season-high nine points on 3-of-5 shooting vs. Fairleigh Dickinson (12/17) ... scored six points, grabbed a team-high five rebounds and tied a career high with eight field goal attempts against Albany (11/14) ... made his first career start against Texas Southern (12/13).

**2015-16 Season (Sophomore):** Played in 26 games as a reserve, averaging 2.3 points and 1.3 rebounds in 7.3 minutes ... Shot 68.4 percent (13 of 19) from the free throw line on the season ... scored a season high 10 points on 5-of-7 shooting from the field against Robert Morris (11/15) ... tallied 10 points and eight rebounds against Arkansas-Pine Bluff (11/22) ... made a pair of threes and posted eight points against Tulsa (1/2) ... registered six points on 3-of-4 shooting in eight minutes against Saint Joseph's (3/18) in the first round of the NCAA Tournament.

**2014-15 Season (Freshman):** Played in 26 games as a reserve, averaging 2.2 points and 1.1 rebounds in 8.2 minutes ... shot 73.3 percent (11 of 15) from the free throw line for the season ... scored six or more points in six games on the year ... posted a season-high 10 points, going 6 of 6 from the free throw line with two blocks and two steals against Wagner (12/23) ... netted nine points with a pair of three-pointers against Stony Brook (12/2) ... had nine points on 4-of-8 shooting from the field against Saint Francis (11/14) in the season opener ... tallied six points and two rebounds in seven minutes at UConn (1/10).

**Prior to Cincinnati:** Averaged 16.3 points, 6.9 rebounds and 1.1 blocks as a senior while helping lead Linden to the 2014 Group 4A state title and NJSIAA Tournament of Champions semifinals ... named 2014 First Team All-State and Union County Player of the Year by the New Jersey Star Ledger ... tallied 22 points, 21 rebounds and five blocks in the Group 4A state title championship game against Trenton ... averaged 14.6 points, 5.7 rebounds and 1.1 blocks while making 19 three-pointers as a junior... tabbed a three-start prospect and ranked among the nation's top 150 players by Rivals, Scout and ESPN.

**Personal:** Born Nov. 22, 1994 in Linden, New Jersey ... Son of Karine Marable and Zahir Moore ... Has one brother, Zahir Jr. ... right-handed ... first name pronounced "QUAD-ree."

## SEASON & CAREER STATISTICS

### 2016-17 SEASON

9 vs. Fairleigh Dickinson, 12/17/16	Pts	10, 3x (last vs. Ark.-Pine Bluff, 11/22/15)
8 vs. Albany, 11/14/16	FG Atts	8, 2x (last vs. Albany, 11/14/16)
3, 2x (last vs. Fairleigh Dickinson, 12/17/16)	FG Made	5 vs. Robert Morris, 11/15/15
3 vs. Fairleigh Dickinson, 12/17/16	3PT-FG Atts	3, 3x (last vs. Fairleigh Dickinson, 12/17/16)
1, 3x (last at Temple, 12/28/16)	3PT-FG Made	2, 2x (last vs. Tulsa, 1/2/16)
2, 2x (last vs. Fairleigh Dickinson, 12/17/16)	FT Atts	8 vs. Ark.-Pine Bluff, 11/22/15
2 vs. Fairleigh Dickinson, 12/17/16	FT Made	6, 2x (last vs. Ark.-Pine Bluff, 11/22/15)
5 vs. Albany, 11/14/16	Rebs	8 vs. Ark.-Pine Bluff, 11/22/15
0	Assts	2 vs. Stony Brook, 12/2/14
2 vs. Fairleigh Dickinson, 12/17/16	Stls	3 vs. Ark.-Pine Bluff, 11/22/15
1, x (last vs. Bowling Green, 12/4/16)	Blks	2 vs. Wagner, 12/23/14
14, 2x (last vs. Fairleigh Dickinson, 12/17/16)	Mins	18, 2x (last at SMU, 1/7/16)

### CAREER

## MISCELLANEOUS STATISTICS

CATEGORY	2014-15	2015-16	2016-17	CAREER
Double-Figure Scoring Games	1	2	0	3
Double-Figure Rebounding Games	0	0	0	0
Double-Double Games	0	0	0	0
20-Point Scoring Games	0	0	0	0
Games Led UC in Scoring	0	0	0	0
Games Led UC in Rebounding	0	1	1	2
Games Led UC in Assists	0	0	0	0
Games With 3+ Assists	0	0	0	0
Games With 3+ Blocks	0	0	0	0
Games With 3+ Steals	0	1	0	1
Games With 3+ Three-Pointers	0	0	0	0

## GAME-BY-GAME STATISTICS


### 2016-17 (JUNIOR SEASON)

Opponent	Date	gs	min	Total		3-Pointers		Free throws		Rebounds			pf	a	t/o	blk	stl	pts	avg	
				fg-fga	pct	3fg-fga	pct	ft-fa	pct	off	def	tot								
BROWN	11/11/16	9	2-2	1.000	0-0	.000	0-0	.000	1	0	1	1.0	4	0	1	0	0	4	4.0	
ALBANY	11/14/16	14	3-8	.375	0-1	.000	0-0	.000	3	2	5	3.0	2	0	4	0	0	6	5.0	
vs Penn State	11/20/16	6	1-1	1.000	0-0	.000	0-0	.000	0	0	0	2.0	1	0	0	0	0	2	4.0	
LIPSCOMB	11/26/16	8	1-6	.167	1-2	.500	0-0	.000	0	3	3	2.3	2	0	0	1	0	3	3.8	
at Iowa State	12-01-16	2	0-1	.000	0-0	.000	0-0	.000	0	1	1	2.0	0	0	0	0	1	0	3.0	
BOWLING GREEN	12/04/16	4	0-0	.000	0-0	.000	1-2	.500	0	0	0	1.7	0	0	2	1	0	1	2.7	
at Butler	12/10/16	12	0-3	.000	0-1	.000	0-0	.000	0	3	3	1.9	0	0	0	0	0	0	2.3	
TEXAS SOUTHERN	12/13/16	11	2-5	.400	0-0	.000	0-0	.000	1	0	1	1.8	0	0	1	0	0	4	2.5	
FAIRLEIGH DICKINSON	12/17/16	14	3-5	.600	1-3	.333	2-2	1.000	0	2	2	1.8	3	0	1	0	2	9	3.2	
at Temple	12/28/16	4	2-4	.500	1-2	.500	0-0	.000	0	0	0	1.6	0	0	0	0	0	5	3.4	
SMU	01/12/17	4	0-0	.000	0-0	.000	0-0	.000	0	0	0	1.5	0	0	0	0	0	0	3.1	
at East Carolina	01/15/17	5	0-0	.000	0-0	.000	0-0	.000	0	0	0	1.3	0	0	0	0	1	0	2.8	
Totals		1	93	14-35	.400	3-9	.333	3-4	.750	5	11	16	1.3	12	0	9	2	4	34	2.8

## CAREER STATISTICS

			Total		3-Point		F-Throws		Rebounds										Scoring	
Season	gp-gs	min/avg	fg-fga	pct	fg-fga	pct	ft-fa	pct	off	def	tot	avg	pf	fo	ast	to	blk	stl	pts	avg
2014-15	26-0	213/8.2	21-56	.375	4-14	.286	11-15	.733	6	22	28	1.1	26	1	6	19	4	7	57	2.2
2015-16	26-0	190/7.3	21-54	.389	4-12	.333	13-19	.684	13	21	34	1.3	21	0	2	18	2	8	59	2.3
2016-17	12-1	93/7.8	14-35	.400	3-9	.333	3-4	.750	5	11	16	1.3	12	0	0	9	2	4	34	2.8
TOTAL	64-1	496/7.8	56-145	.386	11-35	.314	27-38	.711	24	54	78	1.2	59	1	8	46	8	19	150	2.3





# #0 QUADRI MOORE

FORWARD • 6-8 • 230 • JUNIOR • 2L • LINDEN, N.J. (LINDEN HIGH SCHOOL)

## GAME-BY-GAME STATISTICS

### 2015-16 (SOPHOMORE SEASON)

Opponent	Date	gs	min	Total		3-Pointers		Free throws		Rebounds				pf	a	t/o	blk	stl	pts	avg
				fg	pct	fg	pct	ft	pct	off	def	tot	avg							
WESTERN CAROLINA	11/13/15	9	0-0	.000	0-0	.000	0-0	.000	1	0	1	1.0	0	1	2	0	0	0	0.0	
ROBERT MORRIS	11/15/15	14	5-7	.714	0-1	.000	0-0	.000	2	2	4	2.5	1	0	2	0	1	10	5.0	
at Bowling Green	11/18/15	13	1-2	.500	0-1	.000	1-2	.500	0	1	1	2.0	1	0	0	1	0	3	4.3	
ARKANSAS-PINE BLUFF	11/22/15	14	2-5	.400	0-0	.000	6-8	.750	4	4	8	3.5	2	0	3	0	3	10	5.8	
SE LOUISIANA	11/24/15	6	0-2	.000	0-1	.000	0-0	.000	0	0	0	2.8	0	0	0	0	0	0	4.6	
vs Nebraska	11/27/15	4	1-1	1.000	0-0	.000	0-0	.000	0	0	0	2.3	0	0	0	0	1	2	4.2	
vs George Washington	11/28/15	8	1-2	.500	0-0	.000	0-0	.000	0	0	0	2.0	0	0	1	0	0	2	3.9	
MORGAN STATE	12/6/15	9	1-4	.250	0-0	.000	0-0	.000	2	2	4	2.3	1	1	1	0	0	2	3.6	
NORFOLK STATE	12/15/15	6	1-3	.333	0-0	.000	1-2	.500	0	0	0	2.0	0	0	2	0	1	3	3.6	
at VCU	12/19/15	7	1-4	.250	0-1	.000	0-1	.000	0	1	1	1.9	2	0	0	0	0	2	3.4	
TEMPLE	12/29/15	1	0-1	.000	0-0	.000	0-0	.000	0	0	0	1.7	0	0	0	0	0	0	3.1	
TULSA	1/2/16	14	2-5	.400	2-3	.667	2-2	1.000	0	1	1	1.7	2	0	2	0	0	8	3.5	
at SMU	01/07/16	18	0-3	.000	0-1	.000	0-0	.000	1	3	4	1.8	3	0	1	0	1	0	3.2	
at USF	1/10/16	7	0-2	.000	0-0	.000	2-2	1.000	1	0	1	1.8	0	0	0	0	0	2	3.1	
HOUSTON	1/13/16	3	0-0	.000	0-0	.000	0-0	.000	0	1	1	1.7	0	0	0	0	0	0	2.9	
at Temple	01/16/16	5	0-0	.000	0-0	.000	0-0	.000	0	1	1	1.7	1	0	0	0	0	0	2.8	
MEMPHIS	01/21/16	4	0-1	.000	0-0	.000	0-0	.000	0	0	0	1.6	0	0	1	0	0	0	2.6	
TULANE	01/24/16	17	1-4	.250	1-2	.500	1-2	.500	1	3	4	1.7	3	0	1	1	1	4	2.7	
at UCONN	1/28/16	2	0-0	.000	0-0	.000	0-0	.000	0	0	0	1.6	1	0	0	0	0	0	2.5	
at Memphis	2/6/16	4	0-0	.000	0-0	.000	0-0	.000	0	0	0	1.6	0	0	1	0	0	0	2.4	
at UCF	2/9/16	1	1-1	1.000	1-1	1.000	0-0	.000	0	0	0	1.5	1	0	0	0	0	3	2.4	
EAST CAROLINA	2/13/16	3	0-0	.000	0-0	.000	0-0	.000	0	0	0	1.4	0	0	1	0	0	0	2.3	
UCONN	2/20/16	3	0-0	.000	0-0	.000	0-0	.000	0	0	0	1.3	0	0	0	0	0	0	2.2	
at East Carolina	2/27/16	8	1-3	.333	0-0	.000	0-0	.000	1	2	3	1.4	0	0	0	0	0	2	2.2	
at Houston	3/3/16	2	0-0	.000	0-0	.000	0-0	.000	0	0	0	1.4	1	0	0	0	0	0	2.1	
vs Saint Joseph's	3/18/16	8	3-4	.750	0-1	.000	0-0	.000	0	0	0	1.3	2	0	0	0	0	6	2.3	
Totals		0	190	21-54	.389	4-12	.333	13-19	.684	13	21	34	1.3	21	2	18	2	8	59	2.3

### 2014-15 (FRESHMAN SEASON)

Opponent	Date	gs	min	Total		3-Pointers		Free throws		Rebounds				pf	a	t/o	blk	stl	pts	avg
				fg	pct	fg	pct	ft	pct	off	def	tot	avg							
SAINT FRANCIS	11/14/14	17	4-8	.500	1-3	.333	0-0	.000	0	2	2	2.0	1	0	2	0	2	9	9.0	
MOREHEAD STATE	11/19/14	16	0-1	.000	0-0	.000	1-2	.500	0	1	1.5	2	0	1	0	0	1	5.0	1.5	
EASTERN ILLINOIS	11/23/14	13	0-1	.000	0-0	.000	1-2	.500	0	2	2	1.7	1	1	2	0	0	1	3.7	
N.C. CENTRAL	11/25/14	6	0-2	.000	0-0	.000	0-0	.000	0	1	1	1.5	0	0	0	0	1	0	2.8	
vs Middle Tennessee	11/28/14	8	1-2	.500	0-0	.000	0-0	.000	0	1	1	1.4	5	0	0	0	0	2	2.6	
vs Ole Miss	11/29/14	12	2-6	.333	0-1	.000	2-2	1.000	0	1	1	1.3	2	0	0	0	0	6	3.2	
STONY BROOK	12/02/14	17	3-4	.750	2-2	1.000	1-2	.500	0	1	1	1.3	0	2	2	0	1	9	4.0	
at Nebraska	12/13/14	9	1-2	.500	0-1	.000	0-0	.000	1	0	1	1.3	0	0	0	0	1	2	3.8	
SAN DIEGO STATE	12/17/14	4	0-2	.000	0-1	.000	0-0	.000	0	0	0	1.1	1	0	0	0	0	0	3.3	
VCU	12/20/14	2	0-0	.000	0-0	.000	0-0	.000	0	1	1	1.1	0	0	0	0	0	0	3.0	
WAGNER	12/23/14	18	2-5	.400	0-1	.000	6-6	1.000	0	1	1	1.1	0	0	0	2	2	10	3.6	
at NC State	12-30-14	4	0-1	.000	0-1	.000	0-0	.000	0	2	2	1.2	0	0	1	0	0	0	3.3	
EAST CAROLINA	01/06/15	8	0-0	.000	0-0	.000	0-0	.000	0	1	1	1.2	4	0	1	0	0	0	3.1	
at UConn	1/10/15	7	3-4	.750	0-1	.000	0-0	.000	2	0	2	1.2	0	0	0	0	0	6	3.3	
at Memphis	1/15/15	14	0-0	.000	0-0	.000	0-0	.000	1	2	3	1.3	0	0	3	1	0	0	3.1	
TEMPLE	01/17/15	11	1-2	.500	0-0	.000	0-0	.000	0	2	2	1.4	2	1	2	0	0	2	3.0	
HOUSTON	01/21/15	2	0-0	.000	0-0	.000	0-0	.000	0	0	0	1.3	0	0	0	0	0	0	2.8	
at UCF	01/25/15	7	1-5	.200	1-2	.500	0-0	.000	1	1	2	1.3	0	0	1	0	0	3	2.8	
UCONN	01/29/15	11	0-2	.000	0-0	.000	0-0	.000	0	1	1	1.3	0	0	0	1	0	0	2.7	
at SMU	02/05/15	2	0-0	.000	0-0	.000	0-0	.000	0	0	0	1.3	2	0	1	0	0	0	2.6	
USF	02/07/15	9	0-1	.000	0-0	.000	0-0	.000	0	0	0	1.2	0	1	2	0	0	0	2.4	
UCF	02/25/15	5	3-5	.600	0-0	.000	0-0	.000	1	2	3	1.3	1	0	1	0	0	6	2.6	
at Tulane	02/28/15	4	0-2	.000	0-0	.000	0-1	.000	0	0	0	1.2	3	1	0	0	0	0	2.5	
MEMPHIS	03/08/15	2	0-0	.000	0-0	.000	0-0	.000	0	0	0	1.2	1	0	0	0	0	0	2.4	
vs UConn	3/13/15	2	0-0	.000	0-0	.000	0-0	.000	0	0	0	1.1	0	0	0	0	0	0	2.3	
vs Kentucky	3/21/15	3	0-1	.000	0-1	.000	0-0	.000	0	0	0	1.1	1	0	0	0	0	0	2.2	
Totals		0	213	21-56	.375	4-14	.286	11-15	.733	6	22	28	1.1	26	6	19	4	7	57	2.2



# #1 JACOB EVANS III

GUARD/FORWARD • 6-6 • 210 • SOPHOMORE • 1L • BATON ROUGE, LA. (ST. MICHAEL THE ARCHANGEL)

## CONFERENCE AWARDS

- » Weekly Honor Roll (11/14/16)
- » Rookie of the Week 2x: (12/28/15, 2/29/16)

## OTHER HONORS

- » Jerry West Top Shooting Guard Preseason Watch List (2016-17)

## MOMENTS

- » Scored 25 points and hit a three-pointer with 11 seconds left in regulation in UC's 93-91 overtime win against Marshall (12/22/16)
- » Hit back-to-back free throws with 20 seconds left to give UC a 55-54 overtime win at No. 19 Iowa State (12/1/16)
- » Poured in 25 points on 8-of-12 shooting against No. 21 Rhode Island (11/19/16)
- » Scored the most points by a UC freshman in an NCAA Tournament game, posting a career-high 26 points with five threes and nine rebounds against Saint Joseph's in the first round of the NCAA Tournament (3/18/16)

**2016-17 Season (Sophomore):** Scored 25 points on 9-of-15 shooting to go with a career high five assists and four steals against Marshall (12/22) ... tallied 11 points and hit back-to-back free throws with 20 seconds left, giving UC a 55-54 overtime win at No. 19 Iowa State (12/1) ... poured in a season-high 25 points on 8-of-12 shooting with six rebounds against No. 21 Rhode Island (11/19) ... named to AAC Weekly Honor Roll after scoring a game-high 23 points on 9-of-12 shooting with four threes against Brown (11/11).

**2015-16 Season (Freshman):** Poured in a career-high 26 points on 10-of-20 shooting with five three-pointers and a career-high rebounds against Saint Joseph's (3/18) in the first round of the NCAA Tournament ... named The American's Rookie of the Week after scoring a career-high 18 points on 7-of-12 shooting with four threes and seven rebounds in 40 minutes at East Carolina (2/27) ... tallied a game-high 13 points with a trio of threes against UConn (2/20) ... scored 10 points with a pair of threes against East Carolina (2/13) ... logged a season-high 38 minutes in UC's double-overtime loss at Temple (1/16), posting eight points, eight rebounds and four assists ... named The American's Rookie of the Week after registering 14 points and five rebounds against No. 11 Iowa State (12/22) ... tallied nine points and a season-high eight rebounds and three blocks at VCU (12/19) ... scored a season-high 16 points with four threes and four assists against Butler (12/2) ... tied for game-high honors with 15 points on 4-of-8 shooting with a trio of threes to go with six rebounds against SE Louisiana (11/24) ... posted 10 points and a pair of three-pointers with three rebounds at Bowling Green (11/18) ... had 10 points with seven rebounds, three steals and two assists against Robert Morris (11/15) ... contributed seven points, five rebounds and three assists in 22 minutes in collegiate debut (11/13).

**Prior to Cincinnati:** Named to the 2014-15 Louisiana Sports Writers Association's Class 4A All-State First Team ... tabbed the 2014-15 All-Baton Rouge Area Large Schools' Player of the Year by the New Orleans Times-Picayune ... selected a Gatorade Player of the Year nominee, McDonald's All-American nominee and Louisiana Mr. Basketball nominee ... named a two-time most valuable player at the Grady Hornsby Classic ... tabbed most valuable player for Class 4A-District 6 as a senior ... chosen First-Team All-District as a sophomore, junior and senior ... tallied more than 2,000 points and 1,000 rebound during high school career ... helped lead St. Michael's the Archangel to a 29-4 overall record and its first appearance in the Louisiana Class 4A state championship semifinals as a senior, averaging 24.9 points, 9.0 rebounds and 4.8 assists ... helped the Warriors to a 27-7 record while averaging 17.5 points, 7.2 rebounds, 4.1 assists and 3.5 steals as a junior ... tabbed a consensus four-star prospect, he performed well in 2014 summer AAU events - the Pangos All-American Camp and the Fab 48 Tournament in Las Vegas - to earn the distinction of being one of the nation's fastest rising prospects ... listed as a Top 100 prospect according to ESPN, Rivals.com and Scout.com and ranked second in the Times-Picayune Terrific 20 Class of 2015 ... coached in high school by Drew Hart.



## SHOOTING GUARD OF THE YEAR WATCH LIST

## SEASON & CAREER STATISTICS

2016-17 SEASON		CAREER
25, 2x (last vs. Marshall, 12/22/16)	Pts	26 vs. Saint Joseph's, 3/18/16
15 vs. Marshall, 12/22/16	FG Atts	20 vs. Saint Joseph's, 3/18/16
9, 2x (last vs. Marshall, 12/22/16)	FG Made	10 vs. Saint Joseph's, 3/18/16
7, 2x (last at Houston, 1/7/17)	3PT-FG Atts	10 vs. Butler, 12/2/15
4, 2x (last vs. Marshall, 12/22/16)	3PT-FG Made	5 vs. Saint Joseph's, 3/18/16
9 vs. Rhode Island, 11/19/16	FT Atts	9 vs. Rhode Island, 11/19/16
7, 2x (last vs. Rhode Island, 11/19/16)	FT Made	7, 2x (last vs. Rhode Island, 11/19/16)
6 vs. Rhode Island, 11/19/16	Rebs	9 vs. Saint Joseph's, 3/18/16
6 vs. SMU, 1/12/17	Assts	6 vs. SMU, 1/12/17
4 vs. Marshall, 12/22/16	Stls	4 vs. Marshall, 12/22/16
2 vs. SMU, 1/12/17	Blks	3, 2x (last at UConn, 1/18/16)
45 vs. Marshall, 12/22/16	Mins	45 vs. Marshall, 12/22/16

## MISCELLANEOUS STATISTICS

CATEGORY	2015-16	2016-17	CAREER
Double-Figure Scoring Games	12	16	28
Double-Figure Rebounding Games	0	0	0
Double-Double Games	0	0	0
20-Point Scoring Games	1	3	4
Games Led UC in Scoring	5	4	9
Games Led UC in Rebounding	2	0	2
Games Led UC in Assists	2	0	2
Games With 3+ Assists	7	10	17
Games With 3+ Blocks	2	0	2
Games With 3+ Steals	1	2	3
Games With 3+ Three-Pointers	6	4	10

**Personal:** Born June 18, 1997 in Jacksonville, North Carolina ... son of Theresa Chatman-Evans and Jerry Evans ... mother played point guard at Grambling ... has two brothers, Demarquis and Devin Chatman ... right-handed.

## CAREER STATISTICS

			Total		3-Point		F-Throws		Rebounds											Scoring	
Season	gp-gs	min/avg	fg-fga	pct	fg-fga	pct	ft-fga	pct	off	def	tot	avg	pf	fo	ast	to	blk	stl	pts	avg	
2015-16	33-8	806/24.4	94-253	.372	45-135	.333	45-56	.804	36	99	135	4.1	61	2	54	25	27	27	278	8.4	
2016-17	18-18	561/31.2	87-179	.486	31-77	.403	49-67	.731	26	48	74	4.1	38	0	47	25	12	23	254	14.1	
TOTAL	51-26	1367/26.8	181-432	.419	76-212	.358	94-123	.764	62	147	209	4.1	99	2	101	50	39	50	532	10.4	



# #1 JACOB EVANS III

GUARD/FORWARD • 6-6 • 210 • SOPHOMORE • 1L • BATON ROUGE, LA. (ST. MICHAEL THE ARCHANGEL)

## GAME-BY-GAME STATISTICS

### 2016-17 (SOPHOMORE SEASON)

Opponent	Date	gs	min	Total		3-Pointers		Free throws		Rebounds				pf	a	t/o	blk	stl	pts	avg
				fg-fga	pct	3fg-fga	pct	ft-fa	pct	off	def	tot	avg							
BROWN	11/11/16	*	32	9-12	.750	4-6	.667	1-2	.500	1	2	3	3.0	2	3	1	1	1	23	23.0
ALBANY	11/14/16	*	30	5-11	.455	2-7	.286	7-8	.875	1	2	3	3.0	4	3	1	1	3	19	21.0
vs Rhode Island	11/19/16	*	37	8-12	.667	2-5	.400	7-9	.778	4	2	6	4.0	3	0	4	0	0	25	22.3
vs Penn State	11/20/16	*	29	5-7	.714	2-4	.500	2-2	1.000	2	3	5	4.3	2	0	3	0	2	14	20.3
SAMFORD	11/23/16	*	33	4-11	.364	1-3	.333	3-3	1.000	2	5	7	4.8	3	3	2	1	2	12	18.6
LIPSCOMB	11/26/16	*	28	5-8	.625	2-3	.667	2-3	.667	1	3	4	4.7	2	4	0	0	2	14	17.8
at Iowa State	12-01-16	*	42	4-12	.333	1-5	.200	2-2	1.000	1	2	3	4.4	1	2	3	0	1	11	16.9
BOWLING GREEN	12/04/16	*	22	3-5	.600	1-3	.333	0-0	.000	1	2	3	4.3	0	3	0	1	0	7	15.6
at Butler	12/10/16	*	38	5-12	.417	2-5	.400	2-2	1.000	2	3	5	4.3	4	1	2	1	0	14	15.4
TEXAS SOUTHERN	12/13/16	*	23	4-7	.571	1-4	.250	1-2	.500	0	3	3	4.2	1	1	0	0	1	10	14.9
FAIRLEIGH DICKINSON	12/17/16	*	22	5-9	.556	2-5	.400	5-8	.625	3	3	6	4.3	2	4	0	0	0	17	15.1
MARSHALL	12/22/16	*	45	9-15	.600	4-5	.800	3-5	.600	1	3	4	4.3	2	5	2	1	4	25	15.9
at Temple	12/28/16	*	26	4-11	.364	0-2	.000	3-4	.750	2	3	5	4.3	4	1	1	1	2	11	15.5
TULANE	01/01/17	*	17	5-8	.625	3-5	.600	0-0	.000	0	0	0	4.0	0	2	2	0	2	13	15.4
at Houston	1/7/17	*	35	4-12	.333	3-7	.429	1-3	.333	1	4	5	4.1	0	3	1	1	1	12	15.1
SMU	01/12/17	*	38	1-10	.100	0-3	.000	0-1	.000	1	4	5	4.1	2	6	1	2	0	2	14.3
at East Carolina	01/15/17	*	27	2-7	.286	0-2	.000	6-7	.857	2	2	4	4.1	4	3	0	1	1	10	14.1
TEMPLE	01/18/17	*	37	5-10	.500	1-3	.333	4-6	.667	2	2	4	4.1	2	3	2	1	1	15	14.1
Totals		18	561	87-179	.486	31-77	.403	49-67	.731	26	48	74	4.1	38	47	25	12	23	254	14.1

### 2015-16 (FRESHMAN SEASON)

Opponent	Date	gs	min	Total		3-Pointers		Free throws		Rebounds				pf	a	t/o	blk	stl	pts	avg
				fg-fga	pct	3fg-fga	pct	ft-fa	pct	off	def	tot	avg							
WESTERN CAROLINA	11/13/15		22	2-7	.286	1-3	.333	2-2	1.000	1	4	5	5.0	1	3	0	1	1	7	7.0
ROBERT MORRIS	11/15/15		22	3-8	.375	2-4	.500	2-2	1.000	3	4	7	6.0	1	2	0	0	3	10	8.5
at Bowling Green	11/18/15		21	3-7	.429	2-3	.667	2-2	1.000	2	1	3	5.0	0	1	0	2	2	10	9.0
ARKANSAS-PINE BLUFF	11/22/15		23	1-7	.143	0-4	.000	4-6	.667	0	4	4	4.8	0	0	0	0	1	6	8.3
SE LOUISIANA	11/24/15		21	4-8	.500	3-6	.500	4-4	1.000	1	5	6	5.0	1	1	2	0	0	15	9.6
vs Nebraska	11/27/15		19	1-3	.333	0-2	.000	2-2	1.000	0	7	7	5.3	1	4	1	0	0	4	8.7
vs George Washington	11/28/15		15	1-5	.200	1-2	.500	0-0	.000	1	1	2	4.9	1	1	3	1	0	3	7.9
BUTLER	12/2/15		29	6-13	.462	4-10	.400	0-0	.000	0	4	4	4.8	2	4	0	0	0	16	8.9
MORGAN STATE	12/6/15		2	0-0	.000	0-0	.000	0-0	.000	0	0	0	4.2	0	0	0	0	0	0	7.9
at Xavier	12/12/15		18	2-5	.400	0-2	.000	0-0	.000	1	1	2	4.0	1	1	1	2	0	4	7.5
NORFOLK STATE	12/15/15		16	2-6	.333	1-2	.500	6-6	1.000	2	0	2	3.8	1	1	0	0	1	11	7.8
at VCU	12/19/15		29	2-7	.286	1-4	.250	4-4	1.000	3	5	8	4.2	2	0	2	3	1	9	7.9
IOWA STATE	12/22/15		26	4-8	.500	2-5	.400	4-4	1.000	2	3	5	4.2	3	2	0	2	1	14	8.4
TEMPLE	12/29/15	*	24	2-4	.500	1-2	.500	2-2	1.000	3	2	5	4.3	0	2	1	0	0	7	8.3
TULSA	1/2/16		16	1-3	.333	0-2	.000	0-0	.000	0	3	3	4.2	4	2	1	1	1	2	7.9
at SMU	01/07/16		29	2-6	.333	0-2	.000	0-0	.000	1	4	5	4.3	3	3	0	1	0	4	7.6
at USF	1/10/16		12	1-6	.167	0-2	.000	0-0	.000	1	2	3	4.2	0	1	1	0	1	2	7.3
HOUSTON	1/13/16		13	2-6	.333	1-4	.250	0-0	.000	0	0	0	3.9	5	2	0	1	0	5	7.2
at Temple	01/16/16		38	4-10	.400	0-3	.000	0-0	.000	1	7	8	4.2	2	4	2	0	1	8	7.2
MEMPHIS	01/21/16		20	1-4	.250	0-2	.000	0-0	.000	0	2	2	4.1	1	1	0	0	1	2	7.0
TULANE	01/24/16		24	2-5	.400	1-3	.333	0-0	.000	3	4	7	4.2	2	3	0	1	2	5	6.9
at UCONN	1/28/16		23	3-7	.429	1-2	.500	0-0	.000	1	4	5	4.2	2	2	0	3	1	7	6.9
USF	02/04/16		24	3-8	.375	2-6	.333	3-4	.750	0	2	2	4.1	2	2	0	1	1	11	7.0
at Memphis	2/6/16		29	1-9	.111	0-3	.000	5-6	.833	2	1	3	4.1	2	1	0	1	1	7	7.0
at UCF	2/9/16	*	13	2-4	.500	2-2	1.000	0-0	.000	1	2	3	4.0	3	0	1	0	0	6	7.0
EAST CAROLINA	2/13/16	*	25	4-10	.400	2-6	.333	0-0	.000	1	2	3	4.0	4	1	1	0	2	10	7.1
at Tulsa	02/18/16		35	3-10	.300	2-7	.286	1-2	.500	0	6	6	4.1	3	4	2	1	1	9	7.2
UConn	2/20/16		29	5-9	.556	3-6	.500	0-1	.000	0	4	4	4.1	1	0	0	1	1	13	7.4
at East Carolina	2/27/16	*	40	7-12	.583	4-9	.444	0-0	.000	2	5	7	4.2	0	2	0	0	0	18	7.8
at Houston	3/3/16	*	40	5-16	.313	4-9	.444	0-0	.000	1	1	2	4.1	4	1	3	1	1	14	8.0
SMU	03/06/16	*	38	4-14	.286	0-7	.000	1-4	.250	0	0	0	4.0	0	0	1	1	2	9	8.0
vs UCONN	3.11.16	*	34	1-6	.167	0-2	.000	2-3	.667	1	2	3	3.9	5	2	2	2	1	4	7.9
vs Saint Joseph's	3/18/16	*	37	10-20	.500	5-9	.556	1-2	.500	2	7	9	4.1	4	1	1	0	0	26	8.4
Totals			8	806	94-253	.372	45-135	.333	45-56	.804	36	99	135	4.1	61	54	25	27	278	8.4





# #3 JUSTIN JENIFER

GUARD • 5-10 • 175 • SOPHOMORE • 1L • BALTIMORE, MD. (MILFORD MILL ACADEMY)

## MOMENTS

- » Had a 21st birthday to remember, scoring a career-high 14 points on 5-of-8 shooting with four threes against Bowling Green (12/4/16)
- » Netted 11 points and dished out nine assists in 16 minutes against Robert Morris (11/15/15)

**2016-17 Season (Sophomore):** Tallied 13 points on 6-of-11 shooting with five assists against Fairleigh Dickinson (12/17) ... handed out a career-high tying nine assists to go with eight points in 22 minutes against Texas Southern (12/13/16) ... scored a career-high 14 points on 5-of-8 shooting with four three-pointers against Bowling Green (12/4).

**2015-16 Season (Freshman):** Played in all 34 games as a reserve, averaging 2.4 points and 1.3 assists in 8.6 minutes ... shot 70.0 percent (14 of 20) from the free throw line for the season ... Tallied a season-high 11 points and nine assists against Robert Morris (11/15) ... scored six or more points in seven games on the year.

**Prior to Cincinnati:** Earned Baltimore Sun All-Metro second-team honors while averaging 17.3 points, 7.0 assists and 3.0 rebounds as a senior at Milford Mills Academy ... scored 30 or more points three times, including a 40-point effort during his final year, guiding the Millers to a 15-8 overall mark and an appearance at the regional finals ... tabbed a Gatorade Player of the Year nominee as a senior ... scored more than 1,000 points during his career ... helped his squad advance to the Maryland Class 3A state semifinals as a junior, averaging 18 points and 13 assists during the year ... claimed Baltimore Sun All-Metro first-team honors and was tabbed co-Baltimore County Player of the Year while posting double figures in every game and registered 12 double-doubles as a junior ... saw his team post a 26-2 record and win the state championship as a sophomore, tallying 17 points, seven assists and seven rebounds in the title game ... earned Baltimore Sun All-Metro second-team accolades as a sophomore.

**Personal:** Born December 4, 1995 in Baltimore, Maryland ... son of Kisha Hull and Howard Jenifer ... has one sister, Raeshawnda ... left-handed.

## SEASON & CAREER STATISTICS

2016-17 SEASON			CAREER		
14 vs. Bowling Green, 12/4/16	Pts	14 vs. Bowling Green, 12/4/16	11 vs. Fairleigh Dickinson, 12/17/16	FG Atts	11 vs. Fairleigh Dickinson, 12/17/16
6 vs. Fairleigh Dickinson, 12/17/16	FG Made	6 vs. Fairleigh Dickinson, 12/17/16	5 vs. Bowling Green, 12/4/16	3PT-FG Atts	5 vs. Bowling Green, 12/4/16
4 vs. Bowling Green, 12/4/16	3PT-FG Made	4 vs. Bowling Green, 12/4/16	6 vs. Robert Morris, 11/15/15	FT Atts	6 vs. Robert Morris, 11/15/15
2, 5x (last vs. Tulane, 1/1/17)	FT Atts	6 vs. Robert Morris, 11/15/15	6 vs. Robert Morris, 11/15/15	FT Made	6 vs. Robert Morris, 11/15/15
2 vs. Tulane, 1/1/17	FT Made	5 vs. Brown, 11/11/16	9, 2x (last vs. Texas Southern, 12/13/16)	Rebs	9, 2x (last vs. Texas Southern, 12/13/16)
5 vs. Brown, 11/11/16	Rebs	5 vs. Brown, 11/11/16	3, 2x (last vs. USF, 2/4/16)	Asts	3, 2x (last vs. USF, 2/4/16)
9, vs. Texas Southern, 12/13/16	Asts	9, 2x (last vs. Texas Southern, 12/13/16)	0	Stls	0
3 vs. Albany, 11/14/16	Stls	3, 2x (last vs. USF, 2/4/16)	0	Blks	0
0	Blks	0	28 vs. Bowling Green, 12/4/16	Mins	28 vs. Bowling Green, 12/4/16
28 vs. Bowling Green, 12/4/16	Mins	28 vs. Bowling Green, 12/4/16			

## MISCELLANEOUS STATISTICS

CATEGORY	2015-16	2016-17	CAREER
Double-Figure Scoring Games	1	2	3
Double-Figure Rebounding Games	0	0	0
Double-Double Games	0	0	0
20-Point Scoring Games	0	0	0
Games Led UC in Scoring	0	0	0
Games Led UC in Rebounding	0	0	0
Games Led UC in Assists	1	2	3
Games With 3+ Assists	3	6	9
Games With 3+ Blocks	0	0	0
Games With 3+ Steals	2	1	3
Games With 3+ Three-Pointers	0	1	1

## GAME-BY-GAME STATISTICS

### 2016-17 (SOPHOMORE SEASON)


Opponent	Date	gs	min	fg-fga	pct	3fg-fga	pct	ft-fga	pct	off	def	tot	avg	pf	a	t/o	blk	stl	pts	avg
BROWN	11/11/16	27	2-4	.500	1-3	.333	1-1	1.000	2	3	5	8	0	1	1	2	1	0	1	6.0
ALBANY	11/14/16	19	2-5	.400	1-2	.500	1-2	.500	0	1	1	3	0	2	5	1	0	3	6	6.0
vs Rhode Island	11/19/16	16	1-2	.500	1-2	.500	0-0	.000	0	0	0	2	0	0	2	0	0	1	3	5.0
vs Penn State	11/20/16	23	1-4	.250	1-2	.500	0-1	.000	0	1	1	1	1	1	1	1	1	0	0	3.45
SAMFORD	11/23/16	9	0-3	.000	0-2	.000	0-2	.000	0	0	0	1	1	1	1	1	0	0	0	3.6
LIPSCOMB	11/26/16	13	2-4	.500	1-1	1.000	0-0	.000	0	2	2	1.5	0	2	2	0	1	5	3.8	
at Iowa State	12-01-16	5	0-1	.000	0-0	.000	0-0	.000	0	0	0	1.3	1	1	0	0	0	0	0	3.3
BOWLING GREEN	12/04/16	28	5-8	.625	4-5	.800	0-0	.000	1	2	3	1.5	1	1	1	1	0	0	14	4.6
at Butler	12/10/16	9	0-1	.000	0-1	.000	0-0	.000	1	1	2	1.6	1	1	1	1	0	0	0	4.1
TEXAS SOUTHERN	12/13/16	22	3-5	.600	1-3	.333	1-2	.500	0	2	2	1.6	1	9	0	0	1	8	4.5	
FAIRLEIGH DICKINSON	12/17/16	23	6-11	.545	1-4	.250	0-0	.000	0	0	0	1.5	2	5	2	0	2	13	5.3	
MARSHALL	12/22/16	13	1-3	.333	0-1	.000	1-2	.500	0	1	1	1.4	0	3	0	0	0	0	3	5.1
at Temple	12/28/16	12	1-3	.333	0-1	.000	0-0	.000	0	0	0	1.3	1	1	0	0	1	2	4.8	
TULANE	01/01/17	20	3-5	.600	1-2	.500	2-2	1.000	1	0	1	1.3	0	4	0	0	0	0	9	5.1
at Houston	1/7/17	14	0-2	.000	0-1	.000	0-0	.000	0	1	1	1.3	1	3	1	0	0	0	0	4.8
SMU	01/12/17	4	0-1	.000	0-1	.000	0-0	.000	0	1	1	1.3	1	0	0	0	0	0	0	4.5
at East Carolina	01/15/17	11	1-2	.500	0-1	.000	0-0	.000	0	0	0	1.2	1	0	0	0	0	0	2	4.4
TEMPLE	01/18/17	4	0-1	.000	0-1	.000	0-0	.000	0	0	0	1.1	0	0	0	0	0	0	0	4.1
Totals		0	272	28-65	.431	12-33	.364	6-12	.500	5	15	20	1.1	17	39	11	0	10	74	4.1

### 2015-16 (FRESHMAN SEASON)

Opponent	Date	gs	min	fg-fga	pct	3fg-fga	pct	ft-fga	pct	off	def	tot	avg	pf	a	t/o	blk	stl	pts	avg
WESTERN CAROLINA	11/13/15	13	3-5	.600	1-2	.500	0-0	.000	0	3	3	3.0	2	0	3	0	0	7	7.0	
ROBERT MORRIS	11/15/15	16	2-2	1.000	1-1	1.000	6-6	1.000	0	2	2	2.5	1	9	1	0	1	11	9.0	
at Bowling Green	11/18/15	19	3-6	.500	1-3	.333	0-2	.000	0	1	1	2.0	1	2	1	0	3	7	8.3	
ARKANSAS-PINE BLUFF	11/22/15	19	3-6	.500	2-4	.500	0-0	.000	0	1	1	1.8	3	2	2	0	2	8	8.3	
SE LOUISIANA	11/24/15	7	1-1	1.000	1-1	1.000	0-0	.000	0	0	0	1.4	0	1	1	0	0	3	7.2	
vs Nebraska	11/27/15	11	0-2	.000	0-1	.000	0-0	.000	0	0	0	1.2	1	2	1	0	0	0	6.0	
vs George Washington	11/28/15	7	0-2	.000	0-1	.000	0-0	.000	0	2	2	1.3	1	1	1	0	0	5.1		
BUTLER	12/2/15	5	0-1	.000	0-1	.000	1-2	.500	0	0	0	1.1	0	1	1	0	1	1	4.6	
MORGAN STATE	12/6/15	13	2-6	.333	0-2	.000	2-3	.667	0	0	0	1.0	2	3	0	0	2	6	4.8	
at Xavier	12/12/15	4	0-1	.000	0-1	.000	0-0	.000	0	0	0	0.9	0	1	0	0	0	0	4.3	
NORFOLK STATE	12/15/15	13	1-3	.333	1-2	.500	0-0	.000	0	1	1	0.9	1	0	1	0	0	3	4.2	
at VCU	12/19/15	3	0-2	.000	0-0	.000	0-0	.000	0	0	0	0.8	0	1	0	0	0	0	3.8	
IOWA STATE	12/22/15	2	0-1	.000	0-1	.000	0-0	.000	0	0	0	0.8	0	1	0	0	0	0	3.5	
TEMPLE	12/29/15	4	1-1	1.000	0-0	.000	0-0	.000	0	0	0	0.7	0	0	0	0	0	2	3.4	
TULSA	12/16	8	2-3	.667	1-1	1.000	2-2	1.000	0	0	0	1.2	0	0	0	0	0	7	3.7	
at USF	1/10/16	9	0-1	.000	0-0	.000	0-0	.000	0	0	0	0.6	1	1	0	0	0	0	3.4	
HOUSTON	1/13/16	7	1-1	1.000	0-0	.000	0-0	.000	0	1	1	0.6	0	0	0	0	1	2	3.4	
at Temple	01/16/16	2	0-0	.000	0-0	.000	0-0	.000	0	1	1	0.7	0	0	2	0	0	0	3.2	
TULANE	01/24/16	18	2-6	.333	2-4	.500	0-0	.000	1	1	2	0.7	0	2	1	0	0	6	3.3	
USF	02/04/16	11	0-2	.000	0-1	.000	2-2	1.000	0	1	1	0.8	1	1	0	0	3	2	3.3	
at Memphis	2/6/16	1	0-0	.000	0-0	.000	0-0	.000	0	0	0	0.7	0	0	1	0	0	0	3.1	
at UCF	2/9/16	3	0-2	.000	0-2	.000	0-0	.000	1	0	1	0.7	0	0	0	0	0	0	3.0	
EAST CAROLINA	2/13/16	4	0-1	.000	0-1	.000	0-0	.000	0	0	0	0.7	0	0	0	0	0	0	2.8	
at Tulsa	02/18/16	6	0-0	.000	0-0	.000	0-0	.000	0	1	1	0.7	0	1	0	0	0	0	2.7	
UCONN	2/20/16	3	0-1	.000	0-0	.000	0-0	.000	0	1	1	0.7	1	0	0	0	0	0	2.6	
at East Carolina	2/27/16	11	0-0	.000	0-0	.000	0-0	.000	0	0	0	0.7	1	3	1	0	1	0	2.5	
at Houston	3/3/16	13	0-2	.000	0-1	.000	1-3	.333	0	0	0	0.7	1	0	0	0	1	2.4		
Totals		0	232	21-58	.362	10-30	.333	14-20	.700	2	16	18	0.7	18	34	17	0	14	66	2.4

## CAREER STATISTICS

Season	gp-gs	min/avg	Total		3-Point		F-Throws		Rebounds				Scoring			
			fg-fga	pct	fg-fga	pct	ft-fga	pct	off	def	tot	avg	pf	fo	ast	to
2015-16	27-0	232/8.6	21-58	.362	10-30	.333	14-20	.700	2	16	18	0.7	18	0	34	17
2016-17	18-0	272/15.1	28-65	.431	12-33	.364	6-12	.500	5	15	20	1.1	17	0	39	11
TOTAL	45-0	504/11.2	49-123	.398	22-63	.349	20-32	.625	7	31	38	0.8	35	0	73	28



# #10 TROY CAUPAIN

GUARD • 6-4 • 210 • SENIOR • 3L • MIDLOTHIAN, VA. (COSBY HIGH SCHOOL)

## CONFERENCE AWARDS

- » Preseason Co-Player of the Year (2016-17)
- » Preseason First Team (2016-17)
- » First Team (2015-16)
- » Honorable Mention (2014-15)
- » All-Tournament Team (2016)
- » Player of the Week (2X: 11/30/15 & 3/7/16)
- » Weekly Honor Roll (2X: 1/19/14 & 1/26/15)

## OTHER HONORS

- » Naismith Men's College Player of the Year Award Watch List (2016-17)
- » Lute Olson Player of the Year Award Watch List (2016-17)
- » Candidate for 2016-17 Senior CLASS Award
- » NABC All-District 25 Second Team (2016)
- » Barclays Center Classic All-Tournament Team (2015)

## MOMENTS

- » Hit the game-winning putback and pulled down a career-high 12 rebounds against Marshall (12/22/16)
- » Scored a career-high 37 points to go with 10 rebounds and five assists with no turnovers in 56 minutes in the four-overtime thriller against UConn (3/11/16)
- » Made a layup as time expired, forcing overtime in Cincinnati's 66-65 win over Purdue in the second round of the 2015 NCAA Tournament (3/19/15)

**2016-17 Season (Senior):** Registered a team-high 18 points, with nine rebounds and seven assists against Temple (1/18) ... made a career-high five threes in posting 16 points with a team-high seven rebounds against SMU (1/12) ... pulled down a career-high 12 rebounds and scored the game-winning putback with 0.7 seconds left to defeat Marshall (12/22) in overtime ... handed out a season-high eight assists to go with 10 points against Fairleigh Dickinson (12/17) ... scored a season-high 22 points on 9-of-15 shooting with five rebounds against No. 16 Butler (12/10) ... had 12 points with four rebounds and four assists against Bowling Green (12/4) ... scored 12 points with five assists and a pair of threes against No. 21 Rhode Island (11/19).

**2015-16 Season (Junior):** Started all 33 games, averaging a team-high 13.0 points, 4.8 assists and 3.8 rebounds in 33.5 minutes ... named first team all-conference ... tabbed NABC All-District 25 Second Team ... selected to the all-tournament teams of the American Championship and the Barclays Center Classic ... named The American's Player of the Week twice ... finished 49th in the nation with a 2.7-to-1 assist-to-turnover ratio ... ranked among the league leaders in assist-to-turnover ratio (second at 2.7), assists (third at 4.8), minutes played (seventh at 33.5), free throw percentage (eighth at .788), scoring (13th at 13.0) and steals (14th at 1.1) ... handed out the most assists in a season (160) since Cashmere Wright (169 in 2011-12) ... posted the highest assists average (4.8) since Taron Barker (5.0 in 2002-03) ... averaged 15.1 points and 6.1 assists with 43 assists and only 13 turnovers in February ... scored a career-high 37 points to go with 10 rebounds and five assists with no turnovers in 56 minutes in a 104-97 four-overtime setback against UConn in the quarterfinals of the conference tournament ... his 37-point effort marked the most points scored by a Bearcat since Steve Logan tallied 41 against Southern Miss (2/15/02) ... registered his first career double-double with 18 points and a career-high 10 assists against USF (2/4) ... tallied 27 points on 9-of-14 shooting with four three-pointers at East Carolina (2/27) ... led UC in assists in 29 of 33 games ... led the Bearcats in scoring in a team-high 15 contests ... scored in double figures in 21 games.

**2014-15 Season (Sophomore):** Started 33 of 34 games, averaging 9.6 points, 3.6 rebounds and a team-high 3.6 assists in a team-best 31.3 minutes ... named American Athletic Conference Honorable Mention All-Conference by the league's coaches ... named twice to The American's Weekly Honor Roll (1/19 and 1/26) ... scored in double figures in 17 games ... led the Bearcats in assists in 22 of 34 games ... ranked among the league leaders in free throw percentage (sixth at .788), assist-to-turnover ratio (sixth at 1.7-to-1), assists (10th at 3.6), steals (12th at 1.2) and field goal percentage (15th at .444) ... listed among The American leaders in three-point field goal percentage (first at .465) and field goal percentage (10th at .491) during league play ... scored a season-high 20 points on 8-of-9 shooting from the field against UConn (1/29) ... forced overtime with a running layup at the buzzer at the end of regulation in UC's 66-65 NCAA Tournament second-round win over Purdue (3/19), finishing with 10 points in 38 minutes ... dished out at least one assist in 33 of 34 games ... made 23 consecutive free throws dating back to VCU (12/20) until missing his first attempt against UCF (1/25) ... member of UC's Student-Athlete Advisory Board.

**2013-14 Season (Freshman):** Played in all 34 games as a reserve, averaging 5.4 points, 2.3 rebounds and 2.2 assists in 19.1 minutes ... ranked second on the team in free throw shooting (78.4 percent) and assists (76) and third in three-point shooting (32.8 percent) ... produced a 2.04-to-1 assist-to-turnover ratio during conference play ... tallied a season-high 15 points with a trio of three-pointers and 6-of-6 shooting from the free throw line against USC Upstate (12/3) ... scored in double figures five times and led the Bearcats in assists in nine games ... handed out three or more assists in 11 games.



## CO-PRESEASON PLAYER OF THE YEAR

## PLAYER OF THE YEAR WATCH LIST

## PLAYER OF THE YEAR WATCH LIST

## SEASON & CAREER STATISTICS

2016-17 SEASON		CAREER
22 at Butler, 12/10/16	Pts	37 vs. UConn, 3/11/16
15, 2x (last at Butler, 12/10/16)	FG Atts	30 vs. UConn, 3/11/16
9 at Butler, 12/10/16	FG Made	11 vs. UConn, 3/11/16
8 vs. SMU, 1/12/17	3PT-FG Atts	9, 2x (last vs. UConn, 3/11/16)
5 vs. SMU, 1/12/17	3PT-FG Made	5 vs. SMU, 1/12/17
9 vs. Temple, 1/18/17	FT Atts	12 vs. UConn, 3/11/16
8 vs. Temple, 1/18/17	FT Made	11 vs. UConn, 3/11/16
12 vs. Marshall, 12/22/16	Rebs	12 vs. Marshall, 12/22/16
8, 2x (last vs. Tulane, 1/1/17)	Assts	10 vs. USF, 2/4/16
4 vs. Albany, 11/14/16	Stls	5, 2x (last at UCF, 2/9/16)
2 vs. Samford, 11/23/16	Blks	2, 3x (last vs. Samford, 11/23/16)
42 at Iowa State, 12/2/16	Mins	56 vs. UConn, 3/11/16

## MISCELLANEOUS STATISTICS


CATEGORY	2013-14	2014-15	2015-16	2016-17	CAREER
Double-Figure Scoring Games	5	17	20	9	51
Double-Figure Rebounding Games	0	0	1	2	3
Double-Double Games	0	0	2	0	2
20-Point Scoring Games	0	1	3	1	5
Games Led UC in Scoring	1	9	15	2	27
Games Led UC in Rebounding	1	0	0	4	5
Games Led UC in Assists	9	22	29	14	74
Games With 3+ Assists	11	22	27	14	74
Games With 3+ Blocks	0	0	0	0	0
Games With 3+ Steals	1	3	4	1	9
Games With 3+ Three-Pointers	1	2	7	1	11

**Prior to Cincinnati:** Played three seasons at Cosby High School in Midlothian, Virginia, where he finished as the school's leader in career rebounds (347) and assists (230) while ranking second in career points (1,449) ... averaged 26.0 points, 15.1 rebounds and 3.5 assists during his senior season, helping the Titans to a 26-6 record and a district championship ... scored a career-high 48 points against Matoaca High School as a senior ... tabbed the Central Region Player of the Year and earned first team all-state honors ... named a Top 50 shooting guard by 247Sports.com ... coached by Ron Carr.

**Personal:** Born Nov. 29, 1995 in New York, New York ... son of Renee and Troy Caupain Sr. ... right-handed ... last name pronounced "CO-pain."

## CAREER STATISTICS

Season	gp-gs min/avg		Total		3-Point		F-Throws		Rebounds				Scoring					
			fg-fga	pct	fg-fga	pct	ft-fga	pct	off	def	tot	avg	pf	fo	ast	to	blk	stl
2013-14	34-0	649/19.1	54-142	.380	19-58	.328	58-74	.784	13	66	79	2.3	50	0	76	42	2	31
2014-15	34-33	1065/31.3	107-241	.444	31-76	.408	82-104	.788	17	105	122	3.6	49	1	121	72	6	41
2015-16	33-33	1104/33.5	142-379	.375	55-170	.324	89-113	.788	16	108	124	3.8	48	0	160	60	13	37
2016-17	18-18	570/31.7	69-162	.426	21-63	.333	33-50	.660	11	93	104	5.8	29	0	82	25	7	20
TOTAL	119-84	3388/28.5	372-924	.403	126-367	.343	262-341	.768	57	372	429	3.6	176	1	439	199	28	129



# #10 TROY CAUPAIN

GUARD • 6-4 • 210 • SENIOR • 3L • MIDLOTHIAN, VA. (COSBY HIGH SCHOOL)

## GAME-BY-GAME STATISTICS

### 2016-17 (SENIOR SEASON)

Opponent	Date	gs	min	Total		3-Pointers		Free throws		Rebounds			pts								
				fg-fga	pct	3fg-fga	pct	ft-fa	pct	off	def	tot	avg	pf	a	fto	bk	stl	avg		
BROWN	11/11/16	*	30	4-8	.500	1-4	.250	1-2	.500	0	7	7	7.0	3	6	4	1	2	10	10.0	
ALBANY	11/14/16	*	32	3-6	.500	0-2	.000	2-2	1.000	0	4	4	5.5	0	5	0	1	4	8	9.0	
vs Rhode Island	11/19/16	*	38	4-15	.267	2-5	.400	2-3	.667	0	4	4	5.0	2	5	2	0	2	12	10.0	
vs Penn State	11/20/16	*	29	5-13	.385	1-5	.200	1-2	.500	0	3	3	4.5	1	4	1	0	0	12	10.5	
SAMFORD	11/23/16	*	36	3-10	.300	1-4	.250	0-0	.000	2	3	5	4.6	0	4	1	2	7	9.8		
LIPSCOMB	11/26/16	*	29	3-6	.500	2-4	.500	0-0	.000	1	4	5	4.7	1	5	2	0	0	8	9.5	
at Iowa State	12-01-16	*	42	2-11	.182	0-6	.000	3-3	1.000	1	9	10	5.4	2	1	3	1	1	7	9.1	
BOWLING GREEN	12/04/16	*	22	5-8	.625	0-2	.000	2-2	1.000	0	4	4	5.3	2	4	0	0	1	12	9.5	
at Butler	12/10/16	*	38	9-15	.600	2-7	.286	2-5	.400	2	3	5	5.2	4	2	2	0	1	22	10.9	
TEXAS SOUTHERN	12/13/16	*	24	4-6	.667	0-0	.000	0-0	.000	1	3	4	5.1	0	4	0	0	0	8	10.6	
FAIRLEIGH DICKINSON	12/17/16	*	22	3-4	.750	1-1	1.000	3-4	.750	1	3	4	5.0	2	8	1	0	2	10	10.5	
MARSHALL	12/22/16	*	35	3-14	.214	0-2	.000	1-5	.200	2	10	12	5.6	2	6	1	1	2	7	10.3	
at Temple	12/28/16	*	37	2-8	.250	1-3	.333	0-0	.000	0	6	6	5.6	2	2	1	0	1	5	9.8	
TULANE	01/01/17	*	25	3-6	.500	2-4	.500	1-2	.500	0	5	5	5.6	3	8	1	0	2	9	9.8	
at Houston	1/7/17	*	25	3-6	.500	2-3	.667	5-8	.625	1	5	6	5.6	3	5	0	1	0	13	10.0	
SMU	01/12/17	*	37	5-11	.455	5-8	.625	1-2	.500	0	7	7	5.7	0	6	0	0	0	16	10.4	
at East Carolina	01/15/17	*	33	3-5	.600	1-1	1.000	1-1	1.000	0	4	4	5.6	1	0	3	0	0	8	10.2	
TEMPLE	01/18/17	*	36	5-10	.500	0-2	.000	8-9	.889	0	9	9	5.8	1	7	3	0	0	18	10.7	
Totals			18	570	69-162	426	21-63	333	33-50	.660	11	93	104	5.8	29	82	25	7	20	192	10.7

### 2014-15 (SOPHOMORE SEASON)

Opponent	Date	gs	min	Total		3-Pointers		Free throws		Rebounds			pts			avg					
				fg-fga	pct	3fg-fga	pct	ft-fa	pct	off	def	tot	avg	a	t/o		b/k	stl			
SAINT FRANCIS	11/14/14	*	27	2-2	1.000	0-0	.000	4-4	1.000	0	2	2	2.0	3	4	3	1	1	8	8.0	
MOREHEAD STATE	11/19/14	*	31	2-7	.286	1-2	.500	8-11	.727	1	4	5	3.5	1	6	1	0	0	13	10.5	
EASTERN ILLINOIS	11/23/14	*	36	8-13	.615	1-2	.500	0-0	.000	0	6	6	4.3	1	1	4	0	0	17	12.7	
N.C. CENTRAL	11/25/14	*	27	1-7	.143	0-3	.000	2-2	1.000	0	2	2	3.8	1	0	0	0	1	4	10.5	
vs Middle Tennessee	11/28/14	*	24	3-6	.500	1-3	.333	4-5	.800	0	2	2	3.4	1	1	1	0	1	11	10.6	
vs Ole Miss	11/29/14	*	23	1-6	.167	1-3	.333	0-0	.000	2	2	4	3.5	2	1	5	0	0	3	9.3	
STONY BROOK	12/02/14	*	26	3-5	.600	2-4	.500	2-2	1.000	0	3	3	3.4	1	6	1	0	0	10	9.4	
at Nebraska	12/13/14	*	45	5-13	.385	0-1	.000	3-3	1.000	2	2	4	3.5	2	6	2	0	5	13	9.9	
SAN DIEGO STATE	12/17/14	*	30	3-9	.333	0-1	.000	6-9	.667	1	3	4	3.6	0	4	2	0	2	12	10.1	
VCU	12/20/14	*	36	0-5	.000	0-2	.000	2-2	1.000	0	6	6	3.8	0	6	3	0	0	2	9.3	
WAGNER	12/23/14	*	19	2-4	.500	0-0	.000	2-2	1.000	0	3	3	3.7	3	3	4	1	1	6	9.0	
at NC State	12-30-14	*	32	5-8	.625	1-1	1.000	2-2	1.000	1	3	4	3.8	4	2	2	0	2	13	9.3	
SMU	01/03/15	*	32	1-3	.333	1-3	.333	4-4	1.000	1	3	4	3.8	2	4	3	0	1	7	9.2	
EAST CAROLINA	01/06/15	*	30	4-6	.667	2-3	.667	0-0	.000	0	4	4	3.8	0	6	2	0	1	10	9.2	
at UConn	1/10/15	*	34	6-15	.400	2-6	.333	0-0	.000	2	3	5	3.9	2	3	0	0	3	14	9.5	
at Memphis	1/15/15	*	32	4-8	.500	1-2	.500	5-5	1.000	1	2	3	3.8	2	3	3	0	1	14	9.8	
TEMPLE	01/17/15	*	32	2-5	.400	1-1	1.000	4-4	1.000	0	0	0	3.6	0	7	0	0	1	9	9.8	
HOUSTON	01/21/15	*	35	4-6	.667	3-5	.600	2-2	1.000	0	3	3	3.6	2	6	3	0	3	13	9.9	
at UCF	01/25/15	*	35	3-7	.429	0-2	.000	3-4	.750	0	3	3	3.5	1	2	2	0	3	9	9.9	
UCONN	01/29/15	*	34	8-9	.889	1-2	.500	3-4	.750	0	4	4	3.6	3	2	3	2	1	20	10.4	
at East Carolina	02/01/15	*	25	1-6	.167	0-3	.000	2-2	1.000	2	4	6	3.7	0	2	1	0	1	4	10.1	
at SMU	02/05/15	*	36	4-6	.667	3-3	1.000	3-5	.600	0	4	4	3.7	2	4	2	0	1	14	10.3	
USF	02/07/15	*	27	2-6	.333	0-2	.000	4-6	.667	0	3	3	3.7	4	1	4	0	1	8	10.2	
at Temple	02/10/15	*	28	4-6	.667	2-2	1.000	0-0	.000	0	2	2	3.6	0	3	3	0	0	10	10.2	
TULANE	02/14/15	*	30	2-4	.500	0-0	.000	1-2	.500	0	0	0	3.4	1	2	3	1	1	5	10.0	
XAVIER	02/18/15	*	35	3-5	.600	1-3	.333	2-2	1.000	1	5	6	3.5	1	4	0	0	2	9	9.9	
at Houston	2/21/15	*	21	1-7	.143	0-1	.000	3-4	.750	0	3	3	3.5	3	4	1	0	1	5	9.7	
UCF	02/25/15	*	33	4-6	.667	2-2	1.000	0-3	.000	1	2	3	3.5	0	6	3	1	1	10	9.8	
at Tulane	02/28/15	*	32	1-3	.333	1-2	.500	0-0	.000	0	5	5	3.6	4	1	0	1	0	3	9.5	
at Tulsa	03/04/15	*	33	4-6	.667	1-2	.500	3-4	.750	0	6	6	3.6	2	2	0	0	1	12	9.6	
MEMPHIS	03/08/15	*	35	2-7	.286	0-2	.000	0-0	.000	0	2	2	3.6	1	6	3	0	0	4	9.4	
vs UConn	3/13/15	*	34	4-8	.500	3-4	.750	1-2	.500	0	4	4	3.6	1	2	2	0	1	12	9.5	
vs Purdue	3/19/15	*	38	4-10	.400	0-0	.000	2-4	.500	1	2	3	3.6	2	4	2	0	2	10	9.5	
vs Kentucky	3/21/15	*	38	4-17	.235	0-4	.000	5-5	1.000	1	3	4	3.6	1	4	3	0	1	13	9.6	
Totals			33	1065	107-241	444	31-76	408	82-104	.788	17	105	122	3.6	49	121	72	6	41	327	9.6

### 2015-16 (JUNIOR SEASON)

Opponent	Date	gs	min	Total		3-Pointers		Free throws		Rebounds			pts					avg			
				fg-fga	pct	3fg-fga	pct	ft-fa	pct	off	def	tot	avg	pf	a	t/o	b/k		stl		
WESTERN CAROLINA	11/13/15	*	27	2-2	1.000	0-0	.000	2-4	.500	0	3	3	3.0	0	3	3	0	2	6	6.0	
ROBERT MORRIS	11/15/15	*	24	1-3	.333	1-3	.333	3-4	.750	0	2	2	2.5	2	9	1	0	3	6	6.0	
at Bowling Green	11/18/15	*	18	3-7	.429	1-4	.250	0-0	.000	0	4	4	3.0	4	4	1	0	2	7	6.3	
ARKANSAS-PINE BLUFF	11/22/15	*	21	2-4	.500	1-3	.333	2-2	1.000	0	1	1	2.5	0	4	0	0	1	7	6.5	
SE LOUISIANA	11/24/15	*	34	5-11	.455	2-7	.286	3-5	.600	0	2	2	2.4	0	4	0	1	2	15	8.2	
vs Nebraska	11/27/15	*	29	5-11	.455	4-8	.500	3-4	.750	0	3	3	2.5	2	1	0	1	0	17	9.7	
vs George Washington	11/28/15	*	33	5-14	.357	2-6	.333	4-4	1.000	0	2	2	2.4	1	2	2	1	2	16	10.6	
BUTLER	12/2/15	*	33	4-8	.500	2-4	.500	2-3	.667	0	3	3	2.5	3	6	3	0	0	12	10.8	
MORGAN STATE	12/6/15	*	34	3-14	.214	0-8	.000	0-0	.000	0	5	5	2.8	0	5	0	0	0	6	10.2	
at Xavier	12/12/15	*	36	3-10	.300	2-9	.222	2-2	1.000	0	3	3	2.8	0	6	2	0	0	10	10.2	
NORFOLK STATE	12/15/15	*	32	1-5	.200	1-3	.333	2-4	.500	0	4	4	2.9	0	6	1	1	2	5	9.7	
at VCU	12/19/15	*	37	5-11	.455	1-3	.333	4-4	1.000	0	2	2	2.8	1	4	2	0	0	15	10.2	
IOWA STATE	12/22/15	*	34	6-14	.429	1-4	.250	5-6	.833	1	4	5	3.0	1	4	1	0	0	18	10.8	
TEMPLE	12/29/15	*	36	7-16	.438	1-4	.250	4-4	1.000	1	2	3	3.0	3	7	2	0	1	19	11.4	
TULSA	1/2/16	*	31	3-9	.333	2-4	.500	0-0	.000	1	2	3	3.0	2	7	3	1	0	8	11.1	
at SMU	01/07/16	*	37	4-14	.286	1-4	.250	0-0	.000	0	1	1	2.9	2	4	2	1	2	9	10.9	
at USF	1/10/16	*	31	5-14	.357	4-9	.444	0-0	.000	1	5	6	3.1	2	2	3	0	3	14	11.2	
HOUSTON	1/13/16	*	32	0-10	.000	0-4	.000	1-2	.500	1	3	4	3.1	1	5	3	1	0	1	10.6	
at Temple	01/16/16	*	31	5-15	.333	0-3	.000	4-6	.667	1	3	4	3.2	3	1	3	0	0	14	10.8	
MEMPHIS	01/21/16	*	36	9-16	.563	1-2	.500	6-6	1.000	0	3	3	3.2	0	4	3	0	2	25	11.5	
TULANE	01/24/16	*	22	3-5	.600	2-3	.667	0-1	.000	0	1	1	3.0	1	9	0	0	0	8	11.3	
at UCONN	1/28/16	*	36	3-11	.273	2-5	.400	0-0	.000	1	3	4	3.1	2	0	4	1	2	8	11.2	
USF	02/04/16	*	29	6-11	.545	4-7	.571	2-2	1.000	0	4	4	3.1	1	10	3	2	1	18	11.5	
at Memphis	2/6/16	*	39	6-12	.500	3-8	.375	2-3	.667	1	4	5	3.2	1	6	2	0	1	17	11.7	
at UCF	2/9/16	*	31	1-11	.091	0-3	.000	5-6	.833	0	4	4	3.2	3	5	3	0	5	7	11.5	
EAST CAROLINA	2/13/16	*	36	4-12	.333	2-8	.250	2-3	.667	0	5	5	3.3	1	6	0	0	2	12	11.5	
at Tulsa	02/18/16	*	39	5-14	.357	2-8	.250	3-5	.600	1	8	9	3.5	2	4	3	0	1	15	11.7	
UConn	2/20/16	*	38	2-8	.250	1-4	.250	5-6	.833	0	2	2	3.5	0	8	1	1	0	10	11.6	
at East Carolina	2/27/16	*	38	9-14	.643	4-7	.571	5-5	1.000	1	2	3	3.4	3	4	1	1	0	27	12.1	
at Houston	3/3/16	*	37	8-18	.444	3-8	.375	5-0	.000	1	2	3	3.4	1	5	3	0	0	19	12.4	
SMU	03/06/16	*	36	4-19	.211	0-6	.000	6-8	.750	1	4	5	3.5	1	5	3	0	0	14	12.2	
vs UCONN	3.11.16	*	56	11-30	.367	4-9	.444	11-12	.917	4	6	10	3.7	3	5	0	1	3	37	13.2	
vs Saint Joseph's	3/18/16	*	36	2-6	.333	1-2	.500	1-2	.500	0	6	6	3.8	2	5	2	0	0	6	13.0	
Totals			33	1104	426-739	375	55-170	324	89-113	788	16	108	124	3.8	48	160	60	13	37	428	13.0



# #11 GARY CLARK

FORWARD • 6-8 • 225 • JUNIOR • 2L • CLAYTON, N.C. (CLAYTON HIGH SCHOOL)

## CONFERENCE AWARDS

- » Preseason First Team (2016-17)
- » Defensive Player of the Year (2015-16)
- » Second Team (2015-16)
- » All-Tournament Team (2015-16)
- » All-Rookie Team (2014-15)
- » Honorable Mention (2014-15)
- » Player of the Week (2x: 3/7/16, 12/26/16)
- » Weekly Honor Roll (4x: 2/1/16, 2/8/16, 2/22/16 & 2/23/15)

## OTHER HONORS

- » Lute Olson Player of the Year Award Watch List (2016-17)
- » NABC All-District 25 Second Team (2016)
- » Emerald Coast Classic All-Tournament Team (2014)

## MOMENTS

- » Scored a career-high 26 points on 12-of-15 shooting with 10 rebounds vs. Marshall (12/22/16)
- » Hit a 15-footer with 5 seconds left to force overtime in UC's 55-54 OT win at No. 19 Iowa State (12/1/16)
- » Converted a three-point play with 12.1 seconds left in 58-57 win at UConn (1/28/16)
- » Only player to rank among the league's top six leaders in rebounds (second with 8.9 per game), blocks (fifth at 1.5) and steals (tied for sixth at 1.3) in 2015-16
- » Ranked second in the conference and 27th in the nation with 3.5 offensive rebounds per game in 2015-16
- » Set Cincinnati's freshman single-game record, pulling down 16 rebounds against East Carolina (1/6/15)

**2016-17 Season (Junior):** Posted a team-high 18 points on 8-of-9 shooting with a pair of threes and five rebounds against SMU (1/12) ... had 11 points, eight rebounds, a pair of threes and three blocks at Houston (1/7) ... scored a career-high 26 points on 12-of-15 shooting with 10 rebounds and three assists against Marshall (12/22) ... posted a double-double with 14 points on 7-of-13 shooting and a game-high 12 rebounds at No. 16 Butler (12/10) ... registered double-double with 11 points and 10 rebounds to go with three blocks and hit a 15-footer with five seconds left to force overtime in win at No. 19 Iowa State (12/2) ... tallied 14 points, nine rebounds, four assists, three steals in 27 minutes vs. Brown (11/11).

**2015-16 Season (Sophomore):** Started 32 of 33 games, averaging 10.4 points, a team-high 8.8 rebounds, 2.1 assists and 1.5 blocks in 30.4 minutes ... named The American's Defensive Player of the Year and second-team all-conference ... tabbed NABC All-District 25 Second Team ... selected to The American's Weekly Honor Roll three times ... ranked among the nation's leaders in offensive rebounds (28th at 3.4), total rebounds (57th with 290) and rebounds per game (65th at 8.8) ... listed among the league leaders in offensive rebounds (second at 3.4), rebounds (third at 8.8), defensive rebounds (fourth at 5.4), blocked shots (sixth at 1.5), steals (tied for sixth at 1.2), field goal percentage (eighth at .519) and scoring (29th at 10.4) ... his 290 single-season rebounds ranked as the most since Eric Hicks (329 in 2005-06) ... his 536 rebounds after two seasons ranked as the most since Danny Fortson (574 in 1995 and 1996) ... averaged 13.1 points and 10.0 rebounds and 2.0 blocks with four double-doubles in seven games during February ... made a three-point play with 12.1 seconds left to give the Bearcats a 58-57 win at UConn (1/28) ... posted a team-high eight double-doubles ... led the team in rebounding in 17 games during the season, grabbing 10 or more boards 14 times ... scored a career-high 21 points on 9-of-10 shooting with eight rebounds against Western Carolina (11/13).

**2014-15 Season (Freshman):** Started all 34 games, averaging 7.8 points, 7.2 rebounds, 1.7 assists and 1.3 blocks in 27.8 minutes ... named to the American Athletic Conference All-Rookie Team by the league's coaches ... tabbed The American's Rookie of the Week (12/8) and chosen to league's weekly honor roll (2/23) ... grabbed 246 rebounds on the season, second most in school history by a freshman (Danny Fortson 258 in 1995) ... finished as the only freshman in The American to rank among the top 10 league leaders for rebounds (third at 7.2), field goal percentage (sixth at .524) and blocks (sixth at 1.3) ... finished second in The American in rebounding among freshmen (UConn's Daniel Hamilton [7.6]) ... ranked second in the league for offensive rebounds (2.8) and tied for fourth in defensive rebounds (4.5) ... led UC in rebounding in 15 games on the season, grabbing 10 or more boards seven times ... set a UC freshman record pulling down 16 rebounds to go with eight points, a season-best four blocks and a season-high four steals against East Carolina (1/6) ... scored in double figures in 11 games ... registered three double-doubles with 12 points and a game-high 10 rebounds against UConn (1/29), 12 points and a game-high 12 rebounds against Ole Miss (11/29) and 11 points and a game-high 14 rebounds at Houston (2/21) ... tallied a season-high 14 points on 7-of-11 shooting to go with seven rebounds against Xavier (2/18) ... selected to the Emerald Coast Classic All-Tournament Team ... became the first true freshman to start a season opener since Lance Stephenson (2009-10 season).

**Prior to Cincinnati:** Averaged 26 points, seven rebounds and four assists as a senior at Clayton High School in Clayton, North Carolina ... finished his career as the school's all-time leader in points, rebounds and blocks ... tabbed a four-star recruit by Rivals, ESPN and 247 Sports ... praised on one of the nation's top 100 prospects by ESPN and Rivals ... named Greater Neuse River Conference Player of the Year as a junior and senior ... became the first player in the state of North Carolina to record a quadruple double with 22 points, 21 rebounds, 15 blocked



## PLAYER OF THE YEAR WATCH LIST

## SEASON & CAREER STATISTICS

### 2016-17 SEASON

		CAREER
26 vs. Marshall, 12/22/16	Pts	26 vs. Marshall, 12/22/16
15 vs. Marshall, 12/22/16	FG Atts	15 vs. Marshall, 12/22/16
12 vs. Marshall, 12/22/16	FG Made	12 vs. Marshall, 12/22/16
4 at Houston, 1/7/17	3PT-FG Atts	4, 2x (last at Houston, 1/7/17)
2, 2x (last vs. SMU, 1/12/17)	3PT-FG Made	2, 4x (last vs. SMU, 1/12/17)
10 vs. Samford, 11/23/16	FT Atts	10 vs. Samford, 11/23/16
5, 2x (last vs. Texas Southern, 12/13/16)	FT Made	7, 2x (last vs. SMU, 3/6/16)
12 at Butler, 12/10/16	Rebs	16 vs. East Carolina, 1/6/15
8 vs. Temple, 1/18/17	Assts	8 vs. Temple, 1/18/17
3, 2x (last vs. Penn State, 11/20/16)	Stls	5 at SMU, 1/7/16
3, 3x (last at Houston, 1/7/17)	Blks	4, 6x (last at UCF, 2/9/16)
38 vs. Marshall, 12/22/16	Mins	48 vs. UConn, 3/11/16

## MISCELLANEOUS STATISTICS

CATEGORY	2014-15	2015-16	2016-17	CAREER
Double-Figure Scoring Games	11	19	9	39
Double-Figure Rebounding Games	7	14	3	24
Double-Double Games	3	8	3	14
20-Point Scoring Games	0	1	1	2
Games Led UC in Scoring	2	5	3	10
Games Led UC in Rebounding	15	17	4	36
Games Led UC in Assists	6	4	1	11
Games With 3+ Assists	5	11	4	20
Games With 3+ Blocks	4	5	2	11
Games With 3+ Steals	3	4	2	9
Games With 3+ Three-Pointers	0	0	0	0

shots and 10 assists against West Johnston during his senior season ... poured in 40 points and grabbed 12 rebounds against East Wake on Jan. 11, 2014, the same day he was left off the list of nominees for the McDonald's All-America game ... averaged 24 points, 14 rebounds and four blocks while leading the Comets to the 2013 4A Eastern Regional semifinals as a junior ... averaged nearly 32 points in the playoffs while earning Associate Press All-State accolades.

**Personal:** Born Nov. 16, 1994 in Smithfield, North Carolina ... son of Tammy McKey and Gary Clark Sr. ... has one brother, Jeremiah and two sisters, Azia and Tanija ... right-handed.

## CAREER STATISTICS

Season	gp-gs	min/avg	Total fg-fga pct	3-Point fg-fga pct	F-Throws ft-fga pct	Rebounds off def tot avg	pf fo ast to blk stl	Scoring pts avg
2014-15	34-34	945/27.8	110-210 .524	0-5 .000	45-72 .625	94 152 246 7.2	54 0 57 38 45 35	265 7.8
2015-16	33-32	1002/30.4	126-243 .519	13-25 .520	79-115 .687	113 177 290 8.8	76 0 70 42 49 41	344 10.4
2016-17	18-18	495/27.5	74-129 .574	6-22 .273	27-45 .600	50 75 125 6.9	30 0 45 20 24 18	181 10.1
TOTAL	85-84	2442/28.7	310-582 .533	19-52 .365	151-232 .651	257 404 661 7.8	160 0 172 100 118 94	790 9.3





# #11 GARY CLARK

FORWARD • 6-8 • 225 • JUNIOR • 2L • CLAYTON, N.C. (CLAYTON HIGH SCHOOL)

## GAME-BY-GAME STATISTICS

### 2016-17 (JUNIOR SEASON)

Opponent	Date	gs	min	Total		3-Pointers		Free throws		Rebounds			pf	a	t/o	blk	stl	pts	avg
				fg	fga	pct	ft	fta	pct	off	def	tot							
BROWN	11/11/16 *	27	7-9	.778	0-1	.000	0-1	.000	3	6	9.0	0	4	1	2	3	14	14.0	
ALBANY	11/14/16 *	24	1-6	.167	0-1	.000	0-0	.000	1	3	4	6.5	4	1	1	2	1	8.0	
vs Rhode Island	11/19/16 *	36	1-5	.200	0-1	.000	2-2	1.000	3	3	6	6.3	2	2	0	3	0	4.7	
vs Penn State	11/20/16 *	20	4-4	1.000	1-1	1.000	0-0	.000	2	4	6	6.3	4	2	1	2	3	9	7.3
SAMFORD	11/23/16 *	35	4-8	.500	0-2	.000	5-10	.500	5	2	7	6.4	1	0	2	1	1	13	8.4
LIPSCOMB	11/26/16 *	6	1-2	.500	0-0	.000	0-0	.000	0	2	2	5.7	1	0	0	0	0	2	7.3
at Iowa State	12/01/16 *	37	5-8	.625	0-1	.000	1-2	.500	4	6	10	6.3	2	2	2	3	0	11	7.9
BOWLING GREEN	12/04/16 *	24	3-6	.500	0-1	.000	2-2	1.000	3	3	6	6.3	0	3	2	1	1	8	7.9
at Butler	12/10/16 *	34	7-13	.538	0-3	.000	0-2	.000	3	9	12.9	0	1	0	0	1	1	14	8.6
TEXAS SOUTHERN	12/13/16 *	21	4-8	.500	0-0	.000	5-7	.714	2	6	8	6.5	3	6	1	0	2	13	9.0
FAIRLEIGH DICKINSON	12/17/16 *	13	2-3	.667	0-0	.000	2-2	1.000	2	6	8	6.6	0	4	0	1	1	6	8.7
MARSHALL	12/22/16 *	38	12-15	.800	1-1	1.000	1-4	.250	4	6	10	6.9	1	3	1	2	0	26	10.2
at Temple	12/28/16 *	33	4-10	.400	0-1	.000	3-6	.500	2	4	6	6.8	3	1	3	2	1	11	10.2
TULANE	01/01/17 *	20	2-4	.500	0-0	.000	0-0	.000	2	5	7	6.9	2	3	1	0	1	4	9.8
at Houston	1/7/17 *	34	4-8	.500	2-4	.500	1-2	.500	4	4	8	6.9	1	2	1	3	0	11	9.9
SMU	01/12/17 *	31	8-9	.889	2-3	.667	0-0	.000	2	3	5	6.8	2	2	0	0	1	18	10.4
at East Carolina	01/15/17 *	27	3-6	.500	0-1	.000	2-2	1.000	4	5	9	6.9	3	1	1	0	1	8	10.2
TEMPLE	01/18/17 *	35	2-5	.400	0-1	.000	3-3	1.000	4	3	7	6.9	1	8	3	2	1	7	10.1
Totals		18	495	74-129	.574	6-22	.273	27-45	.600	50	75	125	6.9	30	45	20	24	181	10.1

### 2014-15 (FRESHMAN SEASON)

Opponent	Date	gs	min	Total		3-Pointers		Free throws		Rebounds			pf	a	t/o	blk	stl	pts	avg		
				fg	fga	pct	3fg	3fga	pct	ft	fta	pct								off	def
SAINT FRANCIS	11/14/14	*	24	5-8	.625	0-1	.000	0-0	.000	4	2	6	6.0	1	1	0	1	4	10	10.0	
MOREHEAD STATE	11/19/14	*	24	1-4	.250	0-0	.000	0-0	.000	2	6	8	7.0	2	1	2	0	0	2	6.0	
EASTERN ILLINOIS	11/23/14	*	22	2-4	.500	0-0	.000	0-0	.000	3	5	8	7.3	2	3	0	2	1	4	5.3	
N.C. CENTRAL	11/25/14	*	25	3-5	.600	0-0	.000	6-6	1.000	5	3	8	7.5	2	2	3	4	0	12	7.0	
vs Middle Tennessee	11/28/14	*	31	4-6	.667	0-0	.000	1-2	.500	5	2	7	7.4	1	2	1	2	1	9	7.4	
vs Ole Miss	11/29/14	*	29	4-6	.667	0-0	.000	4-7	.571	4	8	12	8.2	0	0	1	1	0	12	8.2	
STONY BROOK	12/02/14	*	26	6-10	.600	0-0	.000	1-1	1.000	3	5	8	8.1	1	2	2	2	1	13	8.9	
at Nebraska	12/13/14	*	32	3-9	.333	0-0	.000	2-6	.333	4	4	8	8.1	4	1	1	1	0	8	8.8	
SAN DIEGO STATE	12/17/14	*	29	4-8	.500	0-0	.000	2-2	1.000	0	5	5	7.8	3	1	0	0	0	10	8.9	
VCU	12/20/14	*	21	2-7	.286	0-1	.000	0-0	.000	2	3	5	7.5	1	2	0	0	0	4	8.4	
WAGNER	12/23/14	*	22	2-4	.500	0-0	.000	1-1	1.000	2	4	6	7.4	1	0	0	2	1	5	8.1	
at NC State	12-30-14	*	36	3-6	.500	0-0	.000	3-7	.429	3	1	4	7.1	1	2	1	0	2	9	8.2	
SMU	01/03/15	*	33	3-6	.500	0-1	.000	2-2	1.000	2	5	7	7.1	1	2	2	1	2	8	8.2	
EAST CAROLINA	01/06/15	*	30	3-7	.429	0-0	.000	2-3	.667	4	12	16	7.7	0	3	3	4	4	8	8.1	
at UConn	1/10/15	*	27	1-2	.500	0-1	.000	0-0	.000	1	4	5	7.5	2	2	2	1	2	7	7.7	
at Memphis	1/15/15	*	30	3-7	.429	0-0	.000	1-2	.500	3	7	10	7.7	3	4	2	1	0	7	7.7	
TEMPLE	01/17/15	*	23	4-7	.571	0-0	.000	3-3	1.000	1	7	8	7.7	0	2	1	0	0	11	7.9	
HOUSTON	01/21/15	*	33	3-3	1.000	0-0	.000	2-2	1.000	0	5	5	7.6	2	0	2	2	2	8	7.9	
at UCF	01/25/15	*	28	3-5	.600	0-0	.000	1-4	.250	1	1	2	7.3	3	0	1	2	2	7	7.8	
UCONN	01/29/15	*	27	6-12	.500	0-0	.000	0-2	.000	7	3	10	7.4	1	2	1	2	4	12	8.1	
at East Carolina	02/01/15	*	33	2-5	.400	0-0	.000	0-1	.000	0	5	5	7.3	0	0	2	3	0	4	7.9	
at SMU	02/05/15	*	18	1-2	.500	0-0	.000	0-0	.000	1	4	5	7.2	3	4	0	0	0	2	7.6	
USF	02/07/15	*	16	2-3	.667	0-0	.000	1-2	.500	3	0	3	7.0	0	1	1	0	1	5	7.5	
at Temple	02/10/15	*	21	2-3	.667	0-0	.000	0-0	.000	2	3	5	6.9	0	2	3	1	2	4	7.3	
TULANE	02/14/15	*	20	4-6	.667	0-0	.000	0-0	.000	1	2	3	6.8	3	0	2	1	1	8	7.4	
XAVIER	02/18/15	*	36	7-11	.636	0-0	.000	0-1	.000	4	3	7	6.8	2	2	0	2	1	14	7.6	
at Houston	2/21/15	*	31	4-7	.571	0-0	.000	3-4	.750	6	8	14	7.0	2	1	1	2	0	11	7.7	
UCF	02/25/15	*	25	5-6	.833	0-0	.000	0-0	.000	0	3	3	6.9	1	3	0	0	0	10	7.8	
at Tulane	02/28/15	*	28	3-7	.429	0-0	.000	2-3	.667	5	4	9	7.0	0	5	1	2	0	8	7.8	
at Tulsa	03/04/15	*	36	3-3	1.000	0-0	.000	1-2	.500	3	5	8	7.0	4	2	2	0	0	7	7.8	
MEMPHIS	03/08/15	*	33	4-8	.500	0-0	.000	3-4	.750	1	3	4	6.9	2	2	1	1	1	11	7.9	
vs UConn	3/13/15	*	34	4-9	.444	0-1	.000	1-1	1.000	2	9	11	7.0	1	1	0	1	0	9	7.9	
vs Purdue	3/19/15	*	36	4-10	.400	0-0	.000	1-2	.500	5	7	12	7.2	1	2	0	1	2	9	8.0	
vs Kentucky	3/21/15	*	26	0-4	.000	0-0	.000	2-2	1.000	5	4	9	7.2	4	0	0	3	1	2	7.8	
Totals			34	945	110-210	.524	0-5	.000	45-72	.625	94	152	246	7.2	54	57	38	45	35	265	7.8

### 2015-16 (SOPHOMORE SEASON)

Opponent	Date	gs	min	Total		3-Pointers		Free throws		Rebounds			pf	a	t/o	blk	stl	pts	avg		
				fg	fga	pct	ft	fta	pct	off	def	tot								avg	
WESTERN CAROLINA	11/13/15	*	28	9-10	.900	0-1	.000	3-3	1.000	2	6	8	8.0	2	2	1	3	0	21	21.0	
ROBERT MORRIS	11/15/15	*	24	2-5	.400	0-0	.000	0-0	.000	4	3	7	7.5	1	3	2	2	1	4	12.5	
at Bowling Green	11/18/15	*	24	3-4	.750	0-0	.000	1-2	.500	2	8	10	8.3	3	2	1	1	2	7	10.7	
ARKANSAS-PINE BLUFF	11/22/15	*	18	3-4	.750	1-1	1.000	3-6	.500	2	4	6	7.8	4	3	1	1	1	10	10.5	
SE LOUISIANA	11/24/15	*	37	4-8	.500	1-1	1.000	3-5	.600	5	3	8	7.8	1	0	0	2	1	12	10.8	
vs Nebraska	11/27/15	*	30	2-6	.333	0-0	.000	2-2	1.000	2	2	4	7.2	2	2	2	0	1	6	10.0	
vs George Washington	11/28/15	*	27	3-4	.750	0-0	.000	0-0	.000	3	8	11	7.7	4	2	2	1	3	6	9.4	
BUTLER	12/2/15	*	23	3-4	.750	0-0	.000	3-4	.750	3	3	6	7.5	4	1	2	2	1	9	9.4	
MORGAN STATE	12/6/15	*	28	4-6	.667	1-2	.500	4-5	.800	8	6	14	8.2	2	5	0	2	1	13	9.8	
at Xavier	12/12/15	*	29	0-2	.000	0-0	.000	0-0	.000	2	5	7	8.1	3	2	1	0	2	0	8.8	
NORFOLK STATE	12/15/15	*	29	9-11	.818	1-1	1.000	0-0	.000	3	4	7	8.0	3	2	2	1	0	19	9.7	
at VCU	12/19/15	*	30	3-6	.500	0-0	.000	7-8	.875	2	7	9	8.1	4	0	1	1	0	13	10.0	
IOWA STATE	12/22/15	*	28	5-8	.625	0-1	.000	0-2	.000	5	4	9	8.2	1	2	1	1	0	10	10.0	
TEMPLE	12/29/15	*	28	3-8	.375	0-0	.000	1-1	1.000	3	1	4	7.9	2	2	2	0	0	7	9.8	
TULSA	1/2/16	*	30	3-6	.500	0-0	.000	1-2	.500	8	6	14	8.3	4	4	0	1	0	7	9.6	
at SMU	01/07/16	*	32	6-10	.600	0-0	.000	1-2	.500	4	7	11	8.4	2	1	1	0	5	13	9.8	
at USF	1/10/16	*	34	0-4	.000	0-0	.000	5-7	.714	7	4	11	8.5	1	2	2	1	1	5	9.5	
HOUSTON	1/13/16	*	33	5-6	.833	1-1	1.000	3-4	.750	5	2	7	8.6	4	6	1	1	2	14	9.8	
at Temple	01/16/16	*	34	6-10	.600	0-1	.000	0-1	.000	5	9	14	8.8	4	1	2	2	0	12	9.9	
MEMPHIS	01/21/16	*	27	2-5	.400	0-0	.000	3-5	.600	1	3	4	8.6	4	1	2	4	2	7	9.8	
TULANE	01/24/16	*	23	8-10	.800	1-1	1.000	0-2	.000	1	4	5	8.4	0	0	1	1	2	17	10.1	
at UCONN	1/28/16	*	32	4-7	.571	1-2	.500	4-7	.571	2	4	6	8.3	2	3	4	4	0	13	10.2	
USF	02/04/16	*	31	5-10	.500	1-2	.500	5-7	.714	9	4	13	8.5	2	4	0	0	1	16	10.5	
at Memphis	2/6/16	*	37	6-10	.600	1-2	.500	2-4	.500	3	11	14	8.7	3	3	0	4	0	15	10.7	
at UCF	2/9/16	*	33	3-9	.333	1-2	.500	4-4	1.000	1	7	8	8.7	1	5	1	4	1	11	10.7	
EAST CAROLINA	2/13/16	*	33	6-8	.750	0-0	.000	3-3	1.000	2	10	12	8.8	0	4	3	1	1	15	10.8	
at Tulsa	02/18/16	*	39	7-14	.500	2-4	.500	2-2	1.000	2	7	9	8.8	0	0	1	2	2	18	11.1	
UCONN	2/20/16	*	34	6-12	.500	1-2	.500	0-2	.000	1	10	11	8.9	0	1	3	2	1	13	11.2	
at East Carolina	2/27/16	*	27	2-10	.200	0-0	.000	0-1	.000	1	2	3	8.7	3	1	1	1	3	4	10.9	
at Houston	3/3/16	*	38	0-6	.000	0-1	.000	6-8	.750	3	10	13	8.8	3	1	0	2	1	6	10.8	
SMU	03/06/16	*	35	0-8	.000	0-0	.000	7-8	.875	7	4	11	8.9	4	3	3	1	3	7	10.6	
vs UCONN	3.11.16	*	48	3-9	.333	0-0	.000	6-8	.750	5	7	12	9.0	2	1	2	2	1	12	10.7	
vs Saint Joseph's	3/18/16	*	19	1-3	.333	0-0	.000	0-0	.000	2	2	2	8.8	1	1	0	1	0	2	10.4	
Totals			32	1002	126.243	519	13.25	520	79.115	687	113	177	290	8.8	76	70	42	49	41	344	10.4



# #13 TRE SCOTT

FORWARD • 6-8 • 225 • R-FRESHMAN • HS • DARIEN, GA. (McINTOSH COUNTY ACADEMY)

**2016-17 (Freshman):** Pulled down a season-high 10 rebounds to go with six points against Tulane (1/1) ... tallied 10 points on 5-of-5 shooting with three rebounds and two assists in 15 minutes vs. Fairleigh Dickinson (12/17) ... scored 11 points on 5-of-10 shooting with seven rebounds and three assists in 18 minutes against Texas Southern (12/13) ... registered nine points, nine rebounds, five assists and five blocks in 29 minutes against Lipscomb (11/26) ... posted 10 points on 5-of-6 shooting with three rebounds in 18 minutes against Penn State (11/20).

**Prior to Cincinnati:** Named the Georgia Region 2A Player of the Year as a junior and senior ... tabbed first team all-region as a freshman and sophomore ... set the school scoring mark with 1,824 points while averaging 13.3 rebounds during his career at McIntosh County Academy in Darien, Georgia (population 1,880) ... averaged 21.6 points, 14.1 rebounds, 6.5 assists and 3.5 blocks as a senior ... posted 22.3 points, 13.7 rebounds, 6.7 assists and 3.7 blocks as a junior ... tabbed a three-star prospect by ESPN, Rivals.com and Scout.com and 247 Sports.

**Personal:** Born Nov. 25, 1996 in Brunswick, Georgia ... son of Anita and Eddie Scott ... has two sisters, Jada and Jadyn ... right-handed.

## SEASON & CAREER STATISTICS

### 2016-17 SEASON

11 vs. Texas Southern, 12/13/16	Pts	11 vs. Texas Southern, 12/13/16
10 vs. Texas Southern, 12/13/16	FG Atts	10 vs. Texas Southern, 12/13/16
5, 3x (last vs. Fairleigh Dickinson, 12/17/16)	FG Made	5, 3x (last vs. Fairleigh Dickinson, 12/17/16)
1, 2x (last vs. Tulane, 1/1/17)	3PT-FG Atts	1, 2x (last vs. Tulane, 1/1/17)
0	3PT-FG Made	0
5, 2x (last vs. Marshall, 12/22/16)	FT Atts	5, 2x (last vs. Marshall, 12/22/16)
3 vs. Lipscomb, 11/26/16	FT Made	3 vs. Lipscomb, 11/26/16
10 vs. Tulane, 1/1/17	Rebs	10 vs. Tulane, 1/1/17
5 vs. Lipscomb, 11/26/16	Assts	5 vs. Lipscomb, 11/26/16
2, 2x (last at Temple, 12/28/16)	Stls	2, 2x (last at Temple, 12/28/16)
5 vs. Lipscomb, 11/26/16	Blks	5 vs. Lipscomb, 11/26/16
29 vs. Lipscomb, 11/26/16	Mins	29 vs. Lipscomb, 11/26/16

### CAREER

## MISCELLANEOUS STATISTICS

CATEGORY	2016-17	CAREER
Double-Figure Scoring Games	3	3
Double-Figure Rebounding Games	1	1
Double-Double Games	0	0
20-Point Scoring Games	0	0
Games Led UC in Scoring	0	0
Games Led UC in Rebounding	2	2
Games Led UC in Assists	1	1
Games With 3+ Assists	2	2
Games With 3+ Blocks	1	1
Games With 3+ Steals	0	0
Games With 3+ Three-Pointers	0	0


## GAME-BY-GAME STATISTICS

### 2016-17 (R-FRESHMAN SEASON)

Opponent	Date	gs	min	Total	fg-fga	pct	3fg-fga	pct	ft-fga	pct	Rebounds	off	def	tot	avg	pf	a	t/o	blk	stl	pts	avg
BROWN	11/11/16	9	2-3	.667	0-0	.000	2-3	.667	0	2	2	2	2	0	1	0	0	1	0	6	6.0	
ALBANY	11/14/16	7	2-3	.667	0-0	.000	0-0	.000	2	1	3	2	5	0	0	1	0	1	0	4	5.0	
vs Rhode Island	11/19/16	0	0-0	.000	0-0	.000	0-0	.000	0	0	0	1	7	0	0	0	0	0	0	0	3.3	
vs Penn State	11/20/16	18	5-6	.833	0-0	.000	0-0	.000	2	1	3	2	0	1	1	0	1	0	1	10	5.0	
SAMFORD	11/23/16	7	0-2	.000	0-0	.000	0-0	.000	0	2	2	2	0	0	0	0	0	0	0	0	4.0	
LIPSCOMB	11/26/16	29	3-6	.500	0-0	.000	3-5	.600	4	5	9	3	2	2	5	2	5	0	9	4.8		
at Iowa State	12-01-16	12	0-1	.000	0-0	.000	0-0	.000	2	1	3	3	1	0	1	1	0	0	0	4.1		
BOWLING GREEN	12/04/16	14	1-4	.250	0-0	.000	0-0	.000	0	4	4	3	3	1	1	0	0	2	2	3.9		
at Butler	12/10/16	11	0-1	.000	0-0	.000	0-0	.000	0	3	3	3	2	0	0	0	0	0	0	3.4		
TEXAS SOUTHERN	12/13/16	18	5-10	.500	0-1	.000	1-2	.500	1	6	7	3	6	1	3	0	1	1	1	11	4.2	
FAIRLEIGH DICKINSON	12/17/16	15	5-5	1.000	0-0	.000	0-4	.000	1	2	3	3	5	1	2	0	1	0	10	4.7		
MARSHALL	12/22/16	26	3-6	.500	0-0	.000	2-5	.400	1	4	5	3	7	2	1	3	1	1	8	5.0		
at Temple	12/28/16	21	2-3	.667	0-0	.000	1-1	1.000	1	5	6	3	8	0	0	2	1	2	5	5.0		
TULANE	01/01/17	20	2-5	.400	0-1	.000	2-2	1.000	2	8	10	4	3	1	1	1	0	0	6	5.1		
at Houston	1/7/17	6	0-0	.000	0-0	.000	0-0	.000	0	0	0	4	0	2	0	1	0	1	0	4.7		
SMU	01/12/17	15	2-4	.500	0-0	.000	0-0	.000	0	2	2	3	9	0	0	0	1	0	4	4.7		
at East Carolina	01/15/17	8	0-2	.000	0-0	.000	0-0	.000	0	3	3	3	8	0	1	2	0	0	0	4.4		
TEMPLE	01/18/17	5	1-1	1.000	0-0	.000	0-0	.000	1	0	1	3	7	1	0	1	0	0	2	4.3		
Totals		0	241	33-62	.532	0-2	.000	11-22	.500	17	49	66	3.7	13	16	12	14	6	77	4.3		

## CAREER STATISTICS

			Total		3-Point		F-Throws		Rebounds											Scoring	
Season	gp-gs	min/avg	fg-fga	pct	fg-fga	pct	ft-fita	pct	off	def	tot	avg	pf	fo	ast	to	blk	stl	pts	avg	
2016-17	18-0	241/13.4	33-62	.532	0-2	.000	11-22	.500	17	49	66	3.7	13	0	16	12	14	6	77	4.3	
TOTAL	18-0	241/13.4	33-62	.532	0-2	.000	11-22	.500	17	49	66	3.7	13	0	16	12	14	6	77	4.3	



# #14 JACKSON BART

FORWARD • 6-5 • 210 • R-FRESHMAN • TR • BARTLESVILLE, OKLA./ORAL ROBERTS

**2016-17 (R-Freshman):** Attempted two three-pointers against Tulane (1/1) ... logged his first minute as a Bearcat against Brown (11/14).

**Prior to Cincinnati:** Received a redshirt for his freshman season at Oral Roberts (2014-15) ... did not attend college during the 2015-16 academic year ... averaged 9.5 points and 8.0 rebounds as a senior at Bartlesville High School in 2013-14 ... helped guide the Bruins to a regional championship, state tournament appearance and 23-4 record as a sophomore ... earned all-state accolades by the OCA/OBCA and Oklahoma Indian as a senior and was tabbed a Frontier Valley Conference Academic First Team selection ... twice named to the Arvest Invitational All-Tournament Team and also earned Conestoga Energy Classic All-Tournament honors ... holds school records for charges taken in a game (four), season (31) and career (50) ... coached by his father, Tim.

**Personal:** Born Jan. 11, 1996 in Oklahoma City, Oklahoma ... son of Tim and Kristi Bart ... father served as an assistant coach at Oral Roberts (1987-91) ... cousin, Chase Williams played football at Oklahoma during the 1999 campaign ... left-handed.

## SEASON & CAREER STATISTICS

### 2016-17 SEASON

	CAREER
0	Pts
2 vs. Tulane, 1/1/17	FG Atts
0	FG Made
2 vs. Tulane, 1/1/17	3PT-FG Atts
0	3PT-FG Made
0	FT Atts
0	FT Made
0	Rebs
0	Assts
0	Stls
0	Blks
2, 2x (last vs. Tulane, 1/1/17)	Mins

## MISCELLANEOUS STATISTICS

CATEGORY	2016-17	CAREER
Double-Figure Scoring Games	0	0
Double-Figure Rebounding Games	0	0
Double-Double Games	0	0
20-Point Scoring Games	0	0
Games Led UC in Scoring	0	0
Games Led UC in Rebounding	0	0
Games Led UC in Assists	0	0
Games With 3+ Assists	0	0
Games With 3+ Blocks	0	0
Games With 3+ Steals	0	0
Games With 3+ Three-Pointers	0	0

## GAME-BY-GAME STATISTICS


### 2016-17 (R-FRESHMAN SEASON)

Opponent	Date	gs	min	Total		3-Pointers		Free throws		Rebounds		pf	a	t/o	blk	stl	pts	avg
				fg	pct	3fg	pct	ft	pct	off	def							
ALBANY	11/14/16	1	0-0	.000	0-0	.000	0-0	.000	0	0	0	0	0	0	0	0	0	0.0
LIPSCOMB	11/26/16	1	0-0	.000	0-0	.000	0-0	.000	0	0	0	0	0	0	0	0	0	0.0
BOWLING GREEN	12/04/16	1	0-0	.000	0-0	.000	0-0	.000	0	0	0	0	0	0	0	0	0	0.0
TEXAS SOUTHERN	12/13/16	1	0-0	.000	0-0	.000	0-0	.000	0	0	0	0	1	0	0	0	0	0.0
FAIRLEIGH DICKINSON	12/17/16	2	0-0	.000	0-0	.000	0-0	.000	0	0	0	0	1	0	0	0	0	0.0
TULANE	01/01/17	2	0-2	.000	0-2	.000	0-0	.000	0	0	0	0	0	0	0	0	0	0.0
Totals		0	8	0-2	.000	0-2	.000	0-0	.000	0	0	0	2	0	0	0	0	0.0

## CAREER STATISTICS

Season	gp-gs	min/avg	Total	3-Point	F-Throws	Rebounds	pf	fo	ast	to	blk	stl	pts	avg
2016-17	6-0	8/1.3	0-2 .000	0-2 .000	0-0 .000	0 0 0 0.0	2	0	0	0	0	0	0	0.0
TOTAL	6-0	8/1.3	0-2 .000	0-2 .000	0-0 .000	0 0 0 0.0	2	0	0	0	0	0	0	0.0





# #15 CANE BROOME

GUARD • 6-0 • 160 • JUNIOR • TR • EAST HARTFORD, CONN. (SACRED HEART)

## CONFERENCE AWARDS

- » Player of the Year Northeastern Conference (2015-16)
- » First Team (2015-16)
- » All-Rookie Team (2014-15)
- » Player of the Week (NEC: 4X: 2/22/16, 1/5/16, 1/16/15, 12/8/14)
- » Rookie of the Week (NEC: 5X: 3/2/15, 2/23/15, 1/26/15, 12/22/14, 12/8/14)

## OTHER HONORS

- » AP Honorable Mention All-American (2015-16)
- » USBWA All-District I First Team (2015-16)
- » All-ECAC First Team
- » NABC All-District 18 First Team (2015-16)

**2016-17 Season (Junior):** Will sit out the 2016-17 season due to NCAA transfer rules.

**Prior to Cincinnati:** Named the 2015-16 Northeast Conference Player of the Year after ranking seventh in the nation in scoring at 23.1 points per game to go with 4.9 rebounds, 2.9 assists and 1.7 steals in 37.5 minutes at Sacred Heart ... earned numerous regional and national honors during the 2015-16 season, including Associated Press Honorable Mention All-America, United States Basketball Writers' Association (USBWA) All-District I, First Team All-ECAC, National Association of Basketball Coaches (NABC) All-District 18 accolades and First Team All-MET Basketball Writers' Association accolades ... became first underclassman voted NEC Player of the Year since 1992 ... broke the league's sophomore scoring record, becoming the first second-year player in the NEC to average at least 22.0 points per game since 1988-89 ... led all active sophomores in the country with 1,157 career points following the 2015-16 campaign .... led the NEC leaders in points (23.1), minutes played (37.5), free-throw attempts (203) .... earned all-state honors and was a two-time all-conference performer at East Hartford High School averaging 27.0 points and 5.0 assists for the Hornets ... named a McDonald's All-American nominee and received NEPSAC AAA Honorable Mention accolades at Saint Thomas More, averaging 12.5 points and 6.0 assists.

**Personal:** Born Nov. 29, 1994 in Hartford, Connecticut ... Son of April Walden-Broome and Sam Broome ... Has a sister, Canei ... left-handed.

## 2015-16 (SOPHOMORE SEASON AT SACRED HEART)

			TOTAL				3PTERS				REBOUNDS							
Opponent	Date	S	Min	FG-FGA	Pct	3FG-FGA	Pct	FT-FTA	Pct	Off-Def-Tot	Avg	PF-FO	A	T	Blk	Stl	Pts-Avg	
vs Quinnipiac	11/13/15	*	37	7-16	.438	1-6	.167	12-20	.600	0-6-6	6.0	3-0	0	1	0	4	27-27.0	
at Yale	11/16/15	*	39	10-14	.714	3-7	.429	9-9	1.000	0-2-2	4.0	1-0	5	7	0	1	32-29.5	
at UMass-Lowell	11/18/15	*	39	6-12	.500	1-5	.200	7-10	.700	1-9-10	6.0	2-0	3	5	0	1	20-26.3	
at Fairfield	11/21/15	*	39	5-17	.294	3-9	.333	5-6	.833	0-3-3	5.3	1-0	4	3	0	1	18-24.3	
at Holy Cross	11/25/15	*	39	7-14	.500	4-9	.444	1-2	.500	0-6-6	5.4	4-0	4	4	0	1	19-23.2	
at UConn	12/2/15	*	37	3-16	.188	1-7	.143	0-0	.000	0-6-6	5.5	2-0	2	2	0	1	7-20.5	
at Towson	12/5/15	*	34	3-13	.231	1-4	.250	3-4	.750	0-4-4	5.3	1-0	5	1	0	4	10-19.0	
LAFAYETTE	12/12/15	*	38	7-20	.350	1-8	.125	5-6	.833	1-1-2	4.9	4-0	2	5	0	4	20-19.1	
at Hartford	12/14/15	*	31	6-14	.429	3-9	.333	0-0	.000	0-6-6	5.0	4-0	4	5	0	1	15-18.7	
at Northwestern	12/21/15	*	37	9-20	.450	5-11	.455	3-7	.429	1-2-3	4.8	3-0	2	6	0	1	26-19.4	
at Hofstra	12/28/15	*	38	11-23	.478	3-10	.300	0-0	.000	2-6-8	5.1	1-0	2	5	0	1	25-19.9	
at Robert Morris	1/2/16	*	40	11-22	.500	3-7	.429	8-9	.889	1-7-8	5.3	2-0	1	2	0	3	33-21.0	
at Saint Francis	1/4/16	*	40	9-21	.429	1-4	.250	10-12	.833	0-4-4	5.2	4-0	3	4	0	1	29-21.6	
FAIRLEIGH DICKINSON	1/7/16	*	40	8-15	.533	2-5	.400	6-10	.600	0-2-2	5.0	2-0	3	4	0	3	24-21.8	
WAGNER	1/9/16	*	37	3-14	.214	2-7	.286	3-3	1.000	0-0-0	4.7	3-0	2	2	0	4	11-21.1	
at Central Conn	1/14/16	*	38	10-17	.588	2-5	.400	2-2	1.000	1-1-2	4.5	4-0	3	3	0	0	24-21.3	
at St. Francis Brooklyn	1/16/16	*	34	5-15	.333	2-6	.333	6-7	.857	1-4-5	4.5	0-0	2	2	0	0	18-21.1	
MOUNT ST. MARY'S	1/21/16	*	37	9-19	.474	1-5	.200	5-5	1.000	0-6-6	4.6	2-0	4	6	0	0	24-21.2	
at Wagner	1/24/16	*	36	4-10	.400	3-7	.429	6-8	.750	2-2-4	4.6	2-0	1	6	0	1	17-21.0	
at LIU Brooklyn	1/27/16	*	39	11-25	.440	6-13	.462	10-13	.769	1-2-3	4.5	5-1	3	4	0	3	38-21.9	
BRYANT	1/30/16	*	39	6-19	.316	2-8	.250	3-5	.600	0-4-4	4.5	3-0	2	4	0	2	17-21.6	
ST. FRANCIS BROOKLYN	2/4/16	*	40	11-21	.524	1-7	.143	5-5	1.000	0-6-6	4.5	2-0	4	9	0	0	28-21.9	
LIU BROOKLYN	2/6/16	*	35	6-18	.333	2-7	.286	5-9	.556	0-7-7	4.7	5-1	3	3	0	1	19-21.8	
at Mount St. Mary's	2/11/16	*	36	9-18	.500	1-8	.125	1-1	1.000	0-5-5	4.7	2-0	1	5	0	1	20-21.7	
CENTRAL CONN	2/13/16	*	30	9-15	.600	2-4	.500	8-9	.889	0-4-4	4.6	2-0	3	0	0	3	28-22.0	
at Bryant	2/18/16	*	39	11-21	.524	0-4	.000	5-6	.833	3-7-10	4.8	1-0	4	5	0	3	27-22.2	
at Fairleigh Dickinson	2/20/16	*	38	10-21	.476	4-11	.364	15-22	.682	1-5-6	4.9	1-0	6	0	0	1	39-22.8	
ROBERT MORRIS	2/25/16	*	40	8-21	.381	0-6	.000	5-5	1.000	1-3-4	4.9	3-0	3	4	0	2	21-22.7	
SAINT FRANCIS	2/27/16	*	38	7-14	.500	3-6	.5000	6-6	1.000	0-4-4	4.8	0-0	6	2	0	1	23-22.7	
LIU BROOKLYN	3/2/16	*	40	15-25	.600	3-7	.429	2-2	1.000	1-7-8	4.9	2-0	1	6	0	2	35-23.1	
Totals			30	1124	236-530	.445	66-212	.311	156-203	.768	17-131-148	4.9	71-2	88	115	0	51	694-23.1

## SEASON & CAREER STATISTICS

### 2015-16 SEASON

	Pts	CAREER
39, at Fairleigh Dickinson, 2/20/16	39 at Fairleigh Dickinson, 2/20/16	
25, 2x (last vs. LIU Brooklyn, 3/2/16)	25, 2x (last vs. LIU Brooklyn, 3/2/16)	
15, vs. LIU Brooklyn, 3/2/16	15, vs. LIU Brooklyn, 3/2/16	
13, at LIU Brooklyn, 1/27/16	13, at LIU Brooklyn, 1/27/16	
6, at LIU Brooklyn, 1/27/16	6, at LIU Brooklyn, 1/27/16	
22, at Fairleigh Dickinson, 2/20/16	22, at Fairleigh Dickinson, 2/20/16	
15, at Fairleigh Dickinson, 2/20/16	15, at Fairleigh Dickinson, 2/20/16	
10, 2x (last at Bryant, 2/18/16)	10, 2x (last at Bryant, 2/18/16)	
6, 2x (last vs. Saint Francis, 2/27/16)	6, 2x (last vs. Saint Francis, 2/27/16)	
4, 4x (last vs. Wagner, 1/9/16)	4, 4x (last vs. Wagner, 1/9/16)	
2, at Brown, 12/28/14	2, at Brown, 12/28/14	
44, at Bryant, 3/4/15	44, at Bryant, 3/4/15	


## MISCELLANEOUS STATISTICS

CATEGORY	2014-15	2015-16	CAREER
Double-Figure Scoring Games	23	29	52
Double-Figure Rebounding Games	0	2	2
Double-Double Games	0	2	2
20-Point Scoring Games	6	20	26
Games Led Team in Scoring	10	25	35
Games Led Team in Rebounding	3	5	8
Games Led Team in Assists	3	14	17
Games With 3+ Assists	15	18	33
Games With 3+ Blocks	0	0	0
Games With 3+ Steals	5	9	14
Games With 3+ Three-Pointers	5	12	17

## CAREER STATISTICS

	TOTAL		3-PTERS		REBOUNDS														
YEAR	GP-GS	MIN-AVG	FG-FGA	PCT	FG-FGA	PCT	FT-FTA	PCT	OFF-DEF-TOT	AVG	PF-FO	AST	TO	BLK	STL	PTS-AVG			
2014-15*	31-30	984-31.7	158-358	.441	42-128	.328	84-113	.743	15-107-122	3.9	62-1	77	71	6	33	442-14.3			
2015-16*	30-30	1124-37.5	236-530	.445	66-212	.311	156-203	.768	17-131-148	4.9	71-2	88	115	0	51	694-23.1			
<b>TOTAL</b>	<b>61-60</b>	<b>2108-34.6</b>	<b>394-888</b>	<b>.444</b>	<b>108-340</b>	<b>.318</b>	<b>240-316</b>	<b>.759</b>	<b>32-238-270</b>	<b>4.4</b>	<b>133-3</b>	<b>165</b>	<b>186</b>	<b>6</b>	<b>84</b>	<b>1136-18.6</b>			

\* - Statistics from playing career at Sacred Heart



# #24 KYLE WASHINGTON

FORWARD • 6-9 • 230 • JUNIOR • TR • CHAMPLIN, MINN. (NC STATE)

## CONFERENCE AWARDS

- » Player of the Week (12/5/16)
- » Weekly Honor Roll (11/21/16, 11/28/16, 1/9/17, 1/16/17)

## OTHER AWARDS

- » Naismith Memorial Hall of Fame Tip Off All-Tournament Team (2016)

## MOMENTS

- » Scored a career-high 24 points on 11-of-13 shooting with six rebounds and three blocks vs. Bowling Green (12/4/16)
- » Posted 23 points on 8-of-15 shooting with 10 rebounds and four blocks against No. 21 Rhode Island (11/19/16)
- » Pulled down a career-high 17 rebounds vs. Penn State (11/20/16), most by a Bearcat since Cedric McGowan grabbed 20 rebounds vs. DePaul in 2006.
- » Scored in double figures nine times during 2014-15 season at NC State, including in six games against teams that later advanced to the NCAA Tournament
- » Recorded a double-double with 14 points and 10 rebounds as a freshman at No. 1 Syracuse (2/15/14)

**2016-17 Season (Junior):** Recorded his sixth double-double with a team-high 16 points and game-high 11 rebounds with three blocks at East Carolina (1/15/17) ... tallied a team-high 19 points with nine rebounds at Houston (1/7) ... scored a career-high 24 points on 11-of-13 shooting with six rebounds and three blocks against Bowling Green (12/4) ... notched his fifth double-double in seven games with a team-high 13 points with 10 rebounds at Iowa State (12/1) ... earned a double-double with 18 points on 8-of-11 shooting with 12 rebounds against Samford (11/23) ... named to the Naismith Memorial Hall of Fame Tip Off All-Tournament Team after averaging 19.5 points, 13.5 rebounds and 2.5 blocks while posting a pair of double-doubles (11/19-20) ... posted a career-high 23 points on 8-of-15 shooting with 10 rebounds and four blocks against No. 21 Rhode Island (11/19) ... registered 16 points and a career-best 17 rebounds against Penn State (11/20) ... posted a double-double with 16 points, 12 rebounds and five assists in 25 minutes in UC debut against Brown (11/11).

**2015-16 Season (Junior):** Sat out the 2015-16 season due to NCAA transfer rules.

**Prior to Cincinnati:** Started 18 of 34 games as a sophomore at NC State in 2014-15, averaging 6.8 points and 4.1 rebounds in 17.8 minutes ... reached double figures in scoring in nine games, including six matchups against teams that participated in the NCAA Tournament ... scored a season-high 17 points twice, at Purdue (12/2/14) and against North Carolina (1/14/15) ... started 25 of 36 games as a freshman for the Wolfpack during the 2013-14 campaign, averaging 4.2 points and 4.0 rebounds in 19.9 minutes ... posted a double-double with a season-high 14 points and 10 rebounds at No. 1 Syracuse (2/15/14) ... pulled down seven rebounds and blocked four shots against North Carolina (2/26/14) ... ranked in the top 100 nationally by Rivals.com (93) and ESPN.com (97) ... averaged 12 points and 10 rebounds at Brewster Academy (New Hampshire) during the 2012-13 season ... helped lead the Bobcats to a 32-6 record and the 2013 NEPSAC championship ... averaged 15 points and 10 rebounds at The Hotchkiss School (Connecticut) during the 2011-12 season ... earned three varsity letters at Benilde-St. Margaret's School (Minnesota) from 2009-11.

**Personal:** Born Aug. 18, 1993 ... Son of Tami Hill-Washington and Curtis Washington ... has one brother, Tyler ... left-handed.

## SEASON & CAREER STATISTICS

2016-17 SEASON			CAREER (• SET AT NC STATE)		
24 vs. Bowling Green, 12/4/16	Pts		24 vs. Bowling Green, 12/4/16		
17 at Houston, 1/7/17	FG Atts		17 at Houston, 1/7/17		
11 vs. Bowling Green, 12/4/16	FG Made		11 vs. Bowling Green, 12/4/16		
4 at Butler, 12/10/16	3PT-FG Atts		4 at Butler, 12/10/16		
2, 2x (last at Butler, 12/10/16)	3PT-FG Made		2, 2x (last at Butler, 12/10/16)		
6 vs. Rhode Island, 11/19/16	FT Atts		9 vs. Miami, 3/13/14•		
5 vs. Rhode Island, 11/19/16	FT Made		7 vs. Miami, 3/13/14•		
17 vs. Penn State, 11/20/16	Rebs		17 vs. Penn State, 11/20/16		
5 vs. Brown, 11/11/16	Assts		5 vs. Brown, 11/11/16		
2 vs. Tulane, 1/1/17	Stls		2, 2x (last vs. Tulane, 1/1/17)		
4 vs. Rhode Island, 11/19/16	Blks		4, 5x (last vs. Rhode Island, 11/19/16)		
37 vs. Rhode Island, 11/19/16	Mins		37 vs. Rhode Island, 11/19/16		

## MISCELLANEOUS STATISTICS

CATEGORY	2013-14•	2014-15•	2016-17	CAREER
Double-Figure Scoring Games	4	9	13	25
Double-Figure Rebounding Games	3	2	6	11
Double-Double Games	1	2	6	9
20-Point Scoring Games	0	0	2	2
Games Led Team in Scoring	0	2	6	8
Games Led Team in Rebounding	4	9	8	21
Games Led Team in Assists	0	0	0	0
Games With 3+ Assists	0	1	2	3
Games With 3+ Blocks	2	5	5	12
Games With 3+ Steals	0	0	0	0
Games With 3+ Three-Pointers	0	0	0	0

• Statistics from playing career at NC State

## GAME-BY-GAME STATISTICS

### 2016-17 (JUNIOR SEASON)

Opponent	Date	gs	min	fg	pct	3fg	pct	Free throws	Rebounds	pts	avg	pf	a	t/o	blk	stl	pts	avg			
BROWN	11/11/16	•	25	6-11	.545	0-2	.000	4-4	1.000	4	8	12	12.0	1	5	3	2	0	16	16.0	
ALBANY	11/14/16	•	20	6-8	.750	0-0	.000	1-5	.200	2	1	3	7.5	3	0	0	0	0	13	14.5	
vs Rhode Island	11/19/16	•	37	8-15	.533	2-3	.667	5-6	.833	3	7	10	8.3	3	0	2	4	1	23	17.3	
vs Penn State	11/20/16	•	34	7-16	.438	0-0	.000	2-2	1.000	3	14	17	10.5	3	2	4	1	0	16	17.0	
SAMFORD	11/23/16	•	22	8-11	.727	0-0	.000	2-2	1.000	5	7	12	10.8	4	1	1	3	0	18	17.2	
LIPSCOMB	11/26/16	•	23	6-9	.667	0-0	.000	3-5	.600	1	1	2	9.3	3	2	1	1	1	15	16.8	
at Iowa State	12-01-16	•	31	6-15	.400	1-3	.333	0-1	.000	4	6	10	9.4	3	1	1	1	0	13	16.3	
BOWLING GREEN	12/04/16	•	23	11-13	.846	0-0	.000	2-2	1.000	1	5	6	9.0	2	0	1	3	0	24	17.3	
at Butler	12/10/16	•	19	2-8	.250	2-4	.500	1-2	.500	0	0	0	8.0	5	0	1	0	0	7	16.1	
TEXAS SOUTHERN	12/13/16	•	18	4-8	.500	0-0	.000	0-2	.000	1	8	9	8.1	0	1	0	1	1	8	15.3	
FAIRLEIGH DICKINSON	12/17/16	•	21	6-7	.857	0-0	.000	0-0	.000	2	6	8	8.1	0	0	5	0	0	12	15.0	
MARSHALL	12/22/16	•	14	4-9	.444	0-0	.000	0-0	.000	3	2	5	7.8	1	0	2	1	0	8	14.4	
at Temple	12/28/16	•	18	2-9	.222	1-3	.333	1-2	.500	3	4	7	7.8	1	0	1	1	0	6	13.8	
TULANE	01/01/17	•	23	3-5	.600	0-0	.000	3-3	1.000	0	3	3	7.4	1	4	1	1	2	9	13.4	
at Houston	1/7/17	•	34	8-17	.471	1-3	.333	2-4	.500	2	7	9	7.5	3	0	2	2	1	19	13.8	
SMU	01/12/17	•	28	5-7	.714	1-1	1.000	0-0	.000	1	4	5	7.4	2	3	2	3	0	11	13.6	
at East Carolina	01/15/17	•	26	6-15	.400	0-0	.000	4-4	1.000	3	8	11	7.6	1	0	1	3	0	16	13.8	
TEMPLE	01/18/17	•	22	7-14	.500	0-0	.000	2-2	1.000	3	1	4	7.4	1	0	2	1	0	16	13.9	
Totals			17	438	105-197	.533	8-19	.421	32-46	.696	41	92	133	7.4	37	19	30	28	6	250	13.9

## CAREER STATISTICS

Season	gp-gs min/avg		Total		3-Point		F-Throws		Rebounds				Scoring							
			fg-fga	pct	fg-fga	pct	ft-fa	pct	off	def	tot	avg	pf	fo	ast	to	blk	stl	pts	avg
2013-14*	36-25	718/19.9	73-168	.435	0-2	.000	27-48	.563	29	110	139	3.9	77	1	16	35	21	6	173	4.8
2014-15*	34-18	604/17.8	98-210	.467	7-13	.538	28-39	.718	40	99	139	4.1	71	0	15	32	37	7	231	6.8
2016-17	18-17	438/24.3	105-197	.533	8-19	.421	32-46	.696	41	92	133	7.4	37	1	19	30	28	6	250	13.9
TOTAL	18-17	438/24.3	105-197	.533	8-19	.421	32-46	.696	41	92	133	7.4	37	1	19	30	28	6	250	13.9
All*	88-60	1760/20.0	276-575	.480	15-34	.441	87-133	.654	110	301	411	4.7	185	2	50	97	86	19	654	7.4



# #24 KYLE WASHINGTON

FORWARD • 6-9 • 230 • JUNIOR • TR • CHAMPLIN, MINN. (NC STATE)

## GAME-BY-GAME STATISTICS

### 2014-15 (SOPHOMORE SEASON AT NC STATE)

Opponent	Date	S	Min	TOTAL		3PTERS		REBOUNDS							Pct-Avg		
				FG-FGA	Pct	3FG-FGA	Pct	FT-FTA	Pct	Off-Def-Tot	Avg	PF-FO	A	TO		Blk	Stl
JACKSON STATE	11/14/14	*	18	2-5	.400	0-0	.000	3-4	.750	0-9-9	9.0	1-0	1	1	2	0	7-7.0
HOFSTRA	11/17/14	*	21	1-6	.167	0-1	.000	0-1	.000	1-5-6	7.5	4-0	0	3	1	0	2-4.5
JACKSONVILLE	11/20/14	*	12	3-4	.750	0-0	.000	1-1	1.000	0-1-1	5.3	4-0	1	0	2	0	7-5.3
USF	11/23/14		16	4-10	.400	0-0	.000	0-0	.000	2-3-5	5.3	1-0	0	0	0	0	8-6.0
RICHMOND	11/26/14		27	3-6	.500	1-1	1.000	2-2	1.000	3-2-5	5.2	0-0	0	2	2	0	9-6.6
BOISE STATE	11/28/14		21	3-8	.375	0-1	.000	2-2	1.000	0-6-6	5.3	3-0	0	0	0	0	8-6.8
at Purdue	12/2/14		28	8-15	.533	1-1	1.000	0-0	.000	3-6-9	5.9	2-0	0	0	2	0	17-8.3
WAKE FOREST	12/6/14		20	3-5	.600	0-0	.000	0-1	.000	0-3-3	5.5	2-0	0	2	1	1	6-8.0
CHARLESTON SO.	12/12/14		17	2-4	.500	0-0	.000	0-0	.000	2-0-2	5.1	2-0	2	1	3	0	4-7.6
WOFFORD	12/14/14		20	1-7	.143	0-0	.000	0-0	.000	1-4-5	5.1	3-0	0	3	1	1	2-7.0
TENNESSEE	12/17/14	*	15	0-3	.000	0-1	.000	2-2	1.000	0-2-2	4.8	0-0	0	1	1	0	2-6.5
vs. West Virginia	12/20/14	*	30	1-3	.333	0-0	.000	3-4	.750	1-1-2	4.6	3-0	1	1	1	0	5-6.4
LOUISIANA TECH	12/23/14	*	24	5-8	.625	0-0	.000	1-1	1.000	2-8-10	5.0	3-0	0	1	1	1	11-6.8
CINCINNATI	12/30/14	*	22	4-10	.4000	0-0	.000	2-2	1.000	3-3-6	5.1	2-0	0	2	1	1	10-7.0
PITTSBURGH	1/3/15	*	10	0-3	.000	0-0	.000	0-0	.000	0-2-2	4.9	3-0	0	1	1	0	0-6.5
at Virginia	1/7/15	*	24	6-11	.545	1-3	.333	0-2	.000	3-7-10	5.2	2-0	0	2	0	0	13-6.9
DUKE	1/11/15	*	20	4-7	.571	1-1	1.000	0-0	.000	0-2-2	5.0	3-0	3	0	4	0	9-7.1
NORTH CAROLINA	1/14/15	*	30	8-14	.571	1-1	1.000	0-0	.000	2-1-3	4.9	3-0	1	1	1	1	17-7.6
at Florida State	1/17/15	*	24	4-8	.500	0-0	.000	0-0	.000	2-4-6	4.9	2-0	0	1	4	1	8-7.6
at Miami	1/22/15	*	16	4-9	.444	0-0	.000	0-0	.000	1-0-1	4.8	4-0	1	0	1	0	8-7.7
NOTRE DAME	1/25/15	*	23	6-8	.750	0-0	.000	0-0	.000	2-4-6	4.8	2-0	1	1	0	0	12-7.9
CLEMSON	1/28/15	*	14	1-6	.167	0-0	.000	1-2	.5000	1-2-3	4.7	3-0	0	0	1	0	3-7.6
at Georgia Tech	1/31/15	*	35	5-12	.417	0-0	.000	4-4	1.000	2-3-5	4.7	4-0	1	1	1	0	14-7.9
at Wake Forest	2/3/15	*	13	1-2	.500	0-0	.000	0-0	.000	0-3-3	4.7	4-0	0	3	0	0	2-7.7
VIRGINIA	2/11/15	*	28	3-8	.375	1-2	.500	0-0	.000	3-3-6	4.7	0-0	0	2	3	1	7-7.6
at Louisville	2/14/15		7	1-3	.333	0-0	.000	0-0	.000	1-3-4	4.7	1-0	0	0	0	0	2-7.4
at North Carolina	2/24/15		13	0-3	.000	0-0	.000	0-0	.000	0-3-3	4.6	0-0	0	0	0	0	0-7.1
at Boston College	2/28/15		18	5-8	.625	0-0	.000	4-7	.571	3-4-7	4.7	1-0	0	1	0	0	14-7.4
SYRACUSE	3/7/15		6	0-1	.000	0-0	.000	0-0	.000	0-1-1	4.6	1-0	0	0	3	0	0-7.1
vs. Pittsburgh	3/11/15		5	0-0	.000	0-0	.000	0-0	.000	0-1-1	4.5	0-0	1	0	0	0	0-6.9
vs. Duke	3/12/15		3	1-2	.500	0-0	.000	0-0	.000	0-0-0	4.3	0-0	0	0	0	0	2-6.7
vs. LSU	3/19/15		12	4-5	.800	1-1	1.0000	0-0	.000	2-2-4	4.3	4-0	1	1	0	0	9-6.8
vs. Villanova	3/21/15		3	1-1	1.000	0-0	.000	0-0	.000	0-0-0	4.2	1-0	1	0	0	0	2-6.7
vs. Louisville	3/27/15		9	4-5	.800	0-0	.000	3-4	.750	0-1-1	4.1	3-0	0	1	0	0	11-6.8
Totals			18	604	98-210	.467	7-13	.538	28-39	.718	40-99-139	4.1	71-0	15	32	37	7 231-6.8

### 2013-14 (FRESHMAN SEASON AT NC STATE)

Opponent	Date	S	Min	TOTAL		3PTERS		REBOUNDS							Pct	PF-FO	A	TO	Blk	Stl	Pts-Avg
				FG-FGA	Pct	3FG-FGA	Pct	FT-FTA	Pct	Off-Def-Tot	Avg										
APPALACHIAN ST	11/8/13	*	22	0-4	.000	0-0	.000	0-0	.000	2-1-3	3.0	1-0	0	2	0	0	0	0-0.0			
at Cincinnati	11/12/13	*	11	0-2	.000	0-0	.000	0-0	.000	1-1-2	2.5	3-0	0	0	0	0	0	0-0.0			
CAMPBELL	11/16/13	*	7	1-1	1.000	0-0	.000	0-0	.000	0-0-0	1.7	0-0	0	2	0	0	0	2-0.7			
N.C. CENTRAL	11/20/13		10	1-2	.500	0-0	.000	0-0	.000	1-1-2	1.8	0-0	0	0	0	0	0	2-1.0			
FLA GULF COAST	11/26/13		15	3-6	.500	0-0	.000	0-0	.000	0-5-5	2.4	4-0	2	2	0	0	0	6-2.0			
EASTERN KY	11/30/13		9	0-1	.000	0-0	.000	1-2	.500	0-2-2	2.3	0-0	0	0	0	0	0	1-1.8			
NORTHWESTERN	12/4/13		15	0-1	.000	0-0	.000	1-2	.500	1-3-4	2.6	1-0	1	0	0	0	0	1-1.7			
LONG BEACH STATE	12/7/13		16	3-6	.500	0-0	.000	0-0	.000	1-2-3	2.6	2-0	1	0	2	0	0	6-2.3			
DETROIT	12/14/13		26	2-3	.667	0-0	.000	4-4	1.000	2-4-6	3.0	1-0	1	1	0	0	0	8-2.9			
at Tennessee	12/18/13		23	2-3	.667	0-0	.000	1-2	.500	0-7-7	3.4	3-0	1	3	2	1	0	5-3.1			
EAST CAROLINA	12/21/13		16	0-1	.000	0-0	.000	0-0	.000	0-2-2	3.3	0-0	2	0	0	0	0	0-2.8			
MISSOURI	12/28/13		24	5-7	.714	0-0	.000	0-0	.000	0-3-3	3.3	1-0	0	2	0	0	2	10-3.4			
at UNC Greensboro	12/30/13		22	2-7	.286	0-0	.000	0-0	.000	1-3-4	3.3	3-0	0	0	0	0	0	4-3.5			
PITTSBURGH	1/4/14		17	1-3	.333	0-0	.000	0-0	.000	2-1-3	3.3	1-0	1	1	0	0	0	2-3.4			
at Notre Dame	1/7/14	*	18	2-4	.500	0-0	.000	1-1	1.000	0-1-1	3.1	3-0	0	2	0	0	0	5-3.5			
VIRGINIA	1/11/14	*	20	3-5	.600	0-0	.000	1-1	1.000	2-3-5	3.3	3-0	0	2	4	0	0	7-3.7			
at Wake Forest	1/15/14	*	14	2-3	.667	0-0	.000	0-0	.000	0-5-5	3.4	4-0	1	0	1	0	0	4-3.7			
at Duke	1/18/14	*	35	4-11	.364	0-0	.000	0-2	.000	2-3-5	3.4	2-0	0	4	1	1	0	8-3.9			
MARYLAND	1/20/14	*	26	3-6	.5000	0-0	.000	0-0	.000	2-8-10	3.8	2-0	2	3	0	0	0	6-4.1			
GEORGIA TECH	1/26/14	*	18	4-6	.667	0-0	.000	0-0	.000	0-3-3	3.8	4-0	0	0	0	0	0	8-4.3			
FLORIDA STATE	1/29/14	*	28	3-7	.429	0-0	.000	1-2	.500	1-6-7	3.9	2-0	0	1	2	0	0	7-4.4			
at North Carolina	2/1/14	*	20	0-8	.000	0-0	.000	1-2	.500	1-4-5	4.0	3-0	0	1	2	0	0	1-4.2			
at Miami	2/8/14	*	18	0-3	.000	0-0	.000	0-2	.000	0-3-3	3.9	3-0	0	0	0	0	0	0-4.0			
WAKE FOREST	2/11/14	*	21	2-6	.333	0-0	.000	3-6	.500	1-3-4	3.9	2-0	0	1	0	0	0	7-4.2			
at Syracuse	2/15/14	*	33	7-11	.636	0-1	.000	0-0	.000	1-9-10	4.2	4-0	0	1	0	1	0	14-4.6			
at Clemson	2/18/14	*	26	3-6	.500	0-0	.000	1-2	.500	0-0-0	4.0	3-0	0	2	0	2	0	7-4.7			
at Virginia Tech	2/22/14	*	32	6-11	.545	0-0	.000	1-3	.333	2-3-5	4.0	5-1	1	2	1	0	0	13-5.0			
NORTH CAROLINA	2/26/14	*	35	1-4	.250	0-1	.000	0-1	.333	1-9-10	4.3	3-0	0	2	4	0	0	2-4.9			
MIAMI	3/1/14	*	32	3-7	.429	0-0	.000	7-9	.778	2-3-5	4.3	1-0	1	0	0	0	0	13-5.1			
at Pittsburgh	3/3/14	*	19	0-3	.000	0-0	.000	0-2	.000	0-0-0	4.1	2-0	1	1	0	0	0	0-5.0			
BOSTON COLLEGE	3/9/14	*	19	1-3	.333	0-0	.000	2-2	1.000	0-0-0	4.0	1-0	0	1	0	0	0	4-4.9			
vs. Miami	3/13/14	*	15	2-4	.500	0-0	.000	0-0	.000	0-1-1	3.9	1-0	0	0	0	1	0	4-4.9			
vs. Syracuse	3/14/14	*	20	1-5	.200	0-0	.000	1-2	.500	2-5-7	4.0	3-0	1	0	0	0	0	3-4.8			
vs. Duke	3/15/14	*	15	2-4	.500	0-0	.000	1-1	1.000	1-3-4	4.0	2-0	0	0	0	0	0	5-4.9			
vs. Xavier	3/18/14	*	11	3-3	1.000	0-0	.000	0-0	.000	0-2-2	3.9	3-0	0	1	0	0	0	6-4.9			
vs. Saint Louis	3/20/14	*	10	1-1	1.000	0-0	.000	0-0	.000	0-0-1	3.9	1-0	0	0	0	0	0	2-4.8			
Totals			25	718	73-168	435	0-2	.000	27-48	.563	29-110-139	3.9	77-1	16	35	21	6	173-4.8			



# #25 KEVIN JOHNSON

GUARD • 6-3 • 185 • SENIOR • 3L • CINCINNATI, OHIO (SUMMIT COUNTRY DAY)

## CONFERENCE AWARDS

» Weekly Honor Roll (12/19/16)

## MOMENTS

» Hit the potential game-winning three-pointer with 0.8 seconds left in triple overtime against UConn (3/11/16) in the quarterfinals of the American Championship

» Sank a pair of free throws with 11 seconds remaining to help secure a 61-60 road win at Houston (1/17/14)

» Nailed a three-pointer with 36 seconds left to help send Cincinnati to a 61-58 win over UCF in 2014 American Championship quarterfinals

**2016-17 Season (Senior):** Posted 16 points on 6-of-10 shooting with a trio of threes against Temple (1/18) ... scored 15 points on 6-of-10 shooting with a trio of threes against Tulane (1/1) ... registered 12 points with a pair of threes and three assists against Marshall (12/22) ... tallied a career-high 18 points with four threes and three steals against Fairleigh Dickinson (12/17) ... scored 11 points and grabbed four rebounds in a career-high 39 minutes at Iowa State (12/1).

**2015-16 Season (Junior):** Played in all 33 games with two starts, averaging 6.1 points, 1.8 rebounds and 1.7 assists in 21.2 minutes ... scored a season-high 15 points with four three-pointers in 22 minutes against Houston (1/13) ... hit a three-pointer with 0.8 seconds left in the third overtime that gave UC an 88-85 lead prior to a 70-foot three-pointer by UConn guard Jalen Adams forced a fourth overtime in the 104-97 four-overtime Huskies win in the quarterfinals of the American Championship (3/11) ... reached double figures in scoring in six games ... swiped as many as three steals in three games.

**2014-15 Season (Sophomore):** Started 24 of 34 games played, averaging 6.5 points, 1.4 rebounds, and 1.3 assists in 21.8 minutes ... ranked third on the team in scoring in January, averaging 8.3 points with a team-best 14 three-pointers ... scored in double figures in eight games and handed out three or more assists six times ... posted a season-high 15 points with a season-best four three-pointers at Tulane (2/28) ... had 14 points with a season-best four three-pointers against Temple (1/17) ... registered 13 points with a trio of three-pointers and four rebounds at UCF (1/25) ... recorded 12 points and a season-high five rebounds with two assists and two steals at Houston (2/21).

**2013-14 Season (Freshman):** Played in 33 games as a reserve, averaging 3.7 points and 1.0 rebounds in 10.2 minutes ... led the team in free-throw shooting (86.7 percent), making 26 of 30 attempts, including several in clutch situations ... made his last 19 free throws of the season ... made a pair of free throws with 11 seconds left in UC's 61-60 win at Houston (1/7) ... hit a three-pointer with 36 seconds left to secure UC's win over UCF (3/13) in the quarterfinals of the American Championship ... scored a season-high 11 points on 4-of-6 shooting to go with four rebounds against Nebraska (12/28).

**Prior to Cincinnati:** Averaged 21 points and five rebounds as a senior at Summit Country Day, helping the Silver Knights to a 25-1 record and second-place regional finish ... guided his team to a 26-1 record and the school's first Division III state crown as a junior while averaging 14.1 points, 6.6 rebounds and 2.8 assists ... earned most valuable player award in 2012 state championship game ... tabbed co-player of the year as a junior and senior ... earned co-Mr. Basketball accolades as a senior ... selected a Top 150 prospect and Top 30 shooting guard by Rivals.com ... coached by Michael Bradley.

## SEASON & CAREER STATISTICS

### 2016-17 SEASON

18 vs. Fairleigh Dickinson, 12/17/16	Pts	18 vs. Fairleigh Dickinson, 12/17/16
12 vs. Samford, 11/23/16	FG Atts	14 vs. Robert Morris, 11/15/15
6, 3x (last vs. Temple, 1/18/17)	FG Made	6, 3x (last vs. Temple, 1/18/17)
8 vs. Samford, 11/23/16	3PT-FG Atts	9, 2x (last vs. Houston, 1/13/16)
4 vs. Fairleigh Dickinson, 12/17/16	3PT-FG Made	4, 5x (last vs. Fairleigh Dickinson, 12/17/16)
6 at Temple, 12/28/16	FT Atts	6, 3x (last at Temple, 12/28/16)
5 at Temple, 12/28/16	FT Made	5, 2x (last at Temple, 12/28/16)
5, 2x (last at East Carolina, 1/15/17)	Rebs	6 at Temple, 1/16/16
4, 2x (last vs. Temple, 1/18/17)	Assts	4, 4x (last vs. Temple, 1/18/17)
3, 3x (last at East Carolina, 1/15/17)	Stls	4 vs. Wagner, 12/23/14
1, 3x (last vs. Marshall, 12/22/16)	Blks	2 vs. Stony Brook, 12/2/14
39 at Iowa State, 12/1/16	Mins	39 at Iowa State, 12/1/16

## MISCELLANEOUS STATISTICS

CATEGORY	2013-14	2014-15	2015-16	2016-17	CAREER
Double-Figure Scoring Games	2	8	6	9	24
Double-Figure Rebounding Games	0	0	0	0	0
Double-Double Games	0	0	0	0	0
20-Point Scoring Games	0	0	0	0	0
Games Led UC in Scoring	0	4	2	1	7
Games Led UC in Rebounding	0	0	0	0	0
Games Led UC in Assists	0	4	3	1	8
Games With 3+ Assists	3	6	10	2	21
Games With 3+ Blocks	0	0	0	0	0
Games With 3+ Steals	0	1	3	3	7
Games With 3+ Three-Pointers	0	5	3	4	12

**Personal:** Born June 11, 1995 in Cincinnati, Ohio ... son of Katrice Rosser-Johnson and Kevin Johnson Sr. ... right-handed.

## CAREER STATISTICS

			Total		3-Point		F-Throws		Rebounds											Scoring	
Season	gp-gs	min/avg	fg-fga	pct	fg-fga	pct	ft-fga	pct	off	def	tot	avg	pf	fo	ast	to	blk	stl	pts	avg	
2013-14	33-0	338/10.2	41-103	.398	15-48	.313	26-30	.867	14	19	33	1.0	42	0	21	17	3	13	123	3.7	
2014-15	34-24	742/21.8	74-195	.379	43-123	.350	29-44	.659	6	40	46	1.4	68	0	45	54	4	28	220	6.5	
2015-16	33-2	700/21.2	68-196	.347	40-130	.308	24-32	.750	24	34	58	1.8	51	0	55	38	2	30	200	6.1	
2016-17	18-18	511/28.4	55-140	.393	24-77	.312	20-25	.800	12	32	44	2.4	33	0	27	23	3	23	154	8.6	
TOTAL	118-44	2291/19.4	238-634	.375	122-378	.323	99-131	.756	56	125	181	1.5	194	0	148	132	12	94	697	5.9	





# #25 KEVIN JOHNSON

GUARD • 6-3 • 185 • SENIOR • 3L • CINCINNATI, OHIO (SUMMIT COUNTRY DAY)

## GAME-BY-GAME STATISTICS

### 2016-17 (SENIOR SEASON)


Opponent	Date	Total					3-Pointers		Free throws		Rebounds					pf	a	tlo	blk	stl	pts	avg
		gs	min	fg-fga	pct	3fg-fga	pct	ft-fa	pct	off	def	tot	avg									
BROWN	11/11/16	*	18	0-3	.000	0-3	.000	0-0	.000	1	1	2	2.0	1	1	1	1	0	0	0	0.0	
ALBANY	11/14/16	*	25	2-6	.333	0-4	.000	0-0	.000	2	2	4	3.0	2	0	3	2	0	2	4	2.0	
vs Rhode Island	11/19/16	*	20	1-4	.250	1-3	.333	0-0	.000	1	0	1	2.3	3	0	2	0	0	3	2.3		
vs Penn State	11/20/16	*	25	1-4	.250	1-3	.333	0-2	.000	0	1	1	2.0	1	1	1	0	2	3	2.5		
SAMFORD	11/23/16	*	35	4-12	.333	2-8	.250	0-0	.000	1	0	1	1.8	4	2	2	0	3	10	4.0		
LIPSCOMB	11/26/16	*	31	4-8	.500	1-4	.250	4-5	.800	0	3	3	2.0	0	1	2	0	1	13	5.5		
at Iowa State	12/01/16	*	39	4-10	.400	1-5	.200	2-2	1.000	0	4	4	2.3	2	1	0	0	1	11	6.3		
BOWLING GREEN	12/04/16	*	28	2-4	.500	0-1	.000	2-2	1.000	0	2	2	2.3	3	2	1	0	1	6	6.3		
at Butler	12/10/16	*	29	2-9	.222	0-4	.000	0-0	.000	1	1	2	2.2	2	1	1	0	1	4	4.0		
TEXAS SOUTHERN	12/13/16	*	26	5-9	.556	0-4	.000	0-0	.000	0	2	2	2.2	2	1	0	0	1	10	6.6		
FAIRLEIGH DICKINSON	12/17/16	*	25	6-10	.600	4-6	.667	2-2	1.000	1	1	2	2.2	1	2	1	3	18	7.5			
MARSHALL	12/22/16	*	37	5-9	.556	2-5	.400	0-0	.000	0	2	2	2.2	2	1	1	1	2	12	7.8		
at Temple	12/28/16	*	27	0-3	.000	0-2	.000	5-6	.833	1	2	3	2.2	1	0	2	0	1	5	7.6		
TULANE	01/01/17	*	27	6-10	.600	3-6	.500	0-0	.000	0	3	3	2.3	1	2	3	0	0	15	8.1		
at Houston	01/07/17	*	31	2-9	.222	2-4	.500	4-4	1.000	2	3	5	2.5	2	1	1	0	1	10	8.3		
SMU	01/12/17	*	30	3-9	.333	3-7	.429	0-0	.000	0	0	0	2.3	1	1	0	0	0	9	8.3		
at East Carolina	01/15/17	*	29	2-11	.182	1-3	.333	0-0	.000	2	3	5	2.5	2	4	0	0	3	5	8.1		
TEMPLE	01/18/17	*	29	6-10	.600	3-5	.600	1-2	.500	0	2	2	2.4	2	4	1	0	1	16	8.6		
Totals			18	511	55-140	.393	24-77	.312	20-25	.800	12	32	44	2.4	33	27	23	3	23	154	8.6	

### 2014-15 (SOPHOMORE SEASON)

Opponent	Date	gs	min	Total		3-Pointers		Free throws		Rebounds			pf	a	tlo	blk	stl	pts	avg		
				fg-fga	pct	3fg-fga	pct	ft-fga	pct	off	def	tot								avg	
SAINT FRANCIS	11/14/14		17	3-5	.600	0-2	.000	1-2	.500	0	0	0	0.0	1	2	2	0	1	7	7.0	
MOREHEAD STATE	11/19/14		4	0-0	.000	0-0	.000	0-0	.000	0	0	0	0.0	0	0	0	0	0	0	3.5	
EASTERN ILLINOIS	11/23/14	*	18	0-6	.000	0-5	.000	2-3	.667	0	3	3	1.0	2	1	3	0	0	2	3.0	
N.C. CENTRAL	11/25/14	*	23	3-5	.600	3-4	.750	0-0	.000	0	0	0	0.8	1	1	1	0	0	9	4.5	
vs Middle Tennessee	11/28/14	*	23	2-6	.333	2-5	.400	0-0	.000	0	3	3	1.2	0	0	3	0	0	6	4.8	
vs Ole Miss	11/29/14	*	32	1-6	.167	0-5	.000	0-0	.000	0	1	1	1.2	2	1	0	0	0	2	4.3	
STONY BROOK	12/02/14	*	25	4-6	.667	2-2	1.000	2-5	.400	0	3	3	1.4	3	1	1	2	1	12	5.4	
at Nebraska	12/13/14	*	25	1-7	.143	1-5	.200	0-0	.000	0	1	1	1.4	3	0	1	0	0	3	5.1	
SAN DIEGO STATE	12/17/14	*	21	2-3	.667	1-2	.500	4-4	1.000	0	1	1	1.3	3	1	3	0	1	9	5.6	
VCU	12/20/14	*	17	1-3	.333	0-2	.000	0-0	.000	0	0	0	1.2	1	0	3	0	0	2	5.2	
WAGNER	12/23/14	*	21	5-8	.625	1-3	.333	0-0	.000	0	2	2	1.3	2	3	1	0	4	11	5.7	
at NC State	12-30-14	*	24	1-5	.200	0-3	.000	0-0	.000	0	0	0	1.2	3	1	1	0	2	2	5.4	
SMU	01/03/15	*	16	1-3	.333	1-3	.333	2-2	1.000	0	1	1	1.2	4	0	4	1	1	5	5.4	
EAST CAROLINA	01/06/15	*	21	5-9	.556	2-4	.500	0-1	.000	0	1	1	1.1	0	0	1	0	1	12	5.9	
at UConn	01/10/15	*	25	1-8	.125	0-4	.000	4-4	1.000	0	2	2	1.2	4	2	1	0	0	6	5.9	
at Memphis	01/15/15	*	25	2-5	.400	1-4	.250	0-0	.000	0	0	0	1.1	0	0	1	0	2	5	5.8	
TEMPLE	01/17/15	*	31	5-7	.714	4-5	.800	0-0	.000	1	1	2	1.2	2	1	0	0	2	14	6.3	
HOUSTON	01/21/15	*	20	1-5	.200	1-3	.333	0-0	.000	0	1	1	1.2	3	2	0	0	1	3	6.1	
at UCF	01/25/15	*	23	3-9	.333	3-7	.429	4-4	1.000	1	3	4	1.3	3	1	0	0	2	13	6.5	
UCONN	01/28/15	*	24	2-4	.500	2-4	.500	0-0	.000	0	0	0	1.3	4	2	1	0	2	8	6.6	
at East Carolina	02/01/15	*	28	1-8	.125	0-7	.000	0-0	.000	0	1	1	1.2	4	3	2	1	0	2	6.3	
at SMU	02/05/15	*	22	0-4	.000	0-2	.000	0-0	.000	0	0	0	1.2	2	2	3	0	1	0	6.0	
USF	02/07/15	*	22	4-11	.364	3-6	.500	0-0	.000	0	1	1	1.2	3	3	1	0	0	11	6.3	
at Temple	02/10/15	*	36	2-9	.222	2-5	.400	0-2	.000	1	2	3	1.3	1	3	1	0	1	6	6.3	
TULANE	02/14/15	*	27	1-4	.250	0-2	.000	0-0	.000	0	2	2	1.3	1	3	2	0	1	2	6.1	
XAVIER	02/18/15	*	14	1-4	.250	0-2	.000	0-0	.000	0	1	1	1.3	1	0	2	0	1	2	5.9	
at Houston	2/21/15		31	4-8	.500	2-4	.500	2-3	.667	0	5	5	1.4	2	2	4	0	2	12	6.1	
UCF	02/25/15		15	3-3	1.000	2-2	1.000	0-0	.000	0	1	1	1.4	0	4	0	0	0	8	6.2	
at Tulane	02/28/15		21	5-8	.625	4-6	.667	1-2	.500	1	1	2	1.4	4	2	0	0	1	15	6.5	
at Tulsa	03/04/15		15	3-7	.429	1-4	.250	1-2	.500	2	0	2	1.4	1	1	1	0	0	8	6.6	
MEMPHIS	03/08/15		20	2-7	.286	1-4	.250	4-6	.667	0	1	1	1.4	1	1	2	0	1	9	6.6	
vs UConn	3/13/15		15	1-4	.250	1-1	1.000	0-0	.000	0	0	0	1.4	1	1	2	0	0	3	6.5	
vs Purdue	3/19/15		22	3-5	.600	2-4	.500	0-0	.000	0	1	1	1.4	1	2	0	0	0	8	6.6	
vs Kentucky	3/21/15		19	1-3	.333	1-2	.500	0-0	.000	0	1	1	1.4	1	0	2	0	0	3	6.5	
Totals			24	742	74-195	.379	43-123	.350	29-44	.659	6	40	46	1.4	68	45	54	4	28	220	6.5

### 2015-16 (JUNIOR SEASON)

Opponent	Date	gs	min	Total		3-Pointers		Free throws		Rebounds			pf	a	tlo	blk	stl	pts	avg	
				fg-fga	pct	3fg-fga	pct	ft-fa	pct	off	def	tot								
WESTERN CAROLINA	11/13/15	20	2-7	286	1-5	200	1-2	.500	0	1	1	1.0	2	3	0	0	0	6	6.0	
ROBERT MORRIS	11/15/15	23	5-14	357	4-9	444	0-0	.000	3	1	4	2.5	2	3	0	0	2	14	10.0	
at Bowling Green	11/18/15	20	3-8	375	2-6	333	0-0	.000	0	1	1	2.0	2	2	1	0	1	8	9.3	
ARKANSAS-PINE BLUFF	11/22/15	15	1-6	167	0-3	000	3-3	1.000	0	0	0	1.5	2	2	0	0	1	5	8.3	
SE LOUISIANA	11/24/15	18	1-7	143	1-4	250	0-0	.000	0	1	1	1.4	3	3	2	0	2	3	7.2	
vs Nebraska	11/27/15	25	1-5	200	1-3	333	1-2	.500	3	2	5	2.0	1	3	1	0	1	4	6.7	
vs George Washington	11/28/15	25	5-9	556	1-5	200	0-0	.000	2	0	2	2.0	1	0	0	0	0	11	7.3	
BUTLER	12/2/15	26	3-5	600	2-3	667	1-2	.500	0	1	1	1.9	3	1	2	0	0	9	7.5	
MORGAN STATE	12/6/15	22	4-8	500	2-6	333	0-0	.000	2	1	3	2.0	1	3	3	0	2	10	7.8	
at Xavier	12/12/15	16	1-2	500	1-2	500	0-0	.000	0	0	0	1.8	2	1	3	0	1	3	7.3	
NORFOLK STATE	12/15/15	10	0-2	000	0-2	000	0-0	.000	1	0	1	1.7	3	1	3	0	0	0	6.6	
at VCU	12/19/15	15	0-2	000	0-2	000	4-4	1.000	0	1	1	1.7	1	0	0	0	1	4	6.4	
IOWA STATE	12/22/15	19	3-4	750	2-3	667	0-0	.000	1	0	1	1.6	3	0	2	0	0	8	6.5	
TEMPLE	12/29/15	13	1-4	250	1-3	333	0-0	.000	0	0	0	1.5	2	0	1	0	0	3	6.3	
TULSA	12/16	21	2-8	250	2-5	400	1-2	.500	1	0	1	1.5	1	1	2	0	2	7	6.3	
at SMU	01/07/16	12	2-4	500	1-3	333	0-0	.000	0	0	0	1.4	0	0	0	0	0	5	6.3	
USF	11/10/16	17	1-4	250	0-3	000	0-0	.000	0	2	2	1.4	2	2	2	0	0	2	6.0	
HOUSTON	11/13/16	22	5-12	417	4-9	444	1-2	.500	0	3	3	1.5	0	0	0	2	15	6.5		
at Temple	01/16/16	24	1-7	143	0-5	000	0-0	.000	2	4	6	1.7	1	4	3	0	2	6	6.3	
MEMPHIS	01/21/16	20	3-7	429	1-5	200	2-3	.667	1	3	4	1.9	3	1	0	0	3	9	6.4	
TULANE	01/24/16	18	0-2	000	0-1	000	3-4	.750	0	2	2	1.9	2	1	0	0	1	3	6.2	
at UCONN	12/8/16	16	1-5	200	1-4	250	0-0	.000	0	0	0	1.8	0	4	1	0	1	3	6.1	
USF	02/04/16	17	2-4	500	1-3	333	4-4	1.000	0	2	2	1.8	1	1	2	0	0	9	6.2	
at Memphis	2/6/16	13	0-3	000	0-2	000	0-0	.000	0	0	0	1.7	4	0	2	0	0	0	6.0	
at UCF	2/9/16	33	5-11	455	3-4	750	0-0	.000	2	1	3	1.8	2	2	2	0	3	13	6.2	
EAST CAROLINA	2/13/16	29	5-10	500	3-8	375	0-0	.000	0	2	2	1.8	0	3	1	0	0	13	6.5	
at Tulsa	02/18/16	21	1-7	143	0-3	000	0-0	.000	0	1	1	1.7	1	3	0	0	1	2	6.3	
UCONN	2/20/16	21	3-5	600	2-3	667	0-0	.000	1	1	2	1.8	0	0	2	0	1	8	6.4	
at East Carolina	2/27/16	36	1-7	143	0-4	000	0-0	.000	2	2	4	1.8	1	3	0	0	1	2	6.2	
at Houston	3/3/16	31	1-4	250	1-3	333	0-0	.000	1	1	2	1.8	3	2	1	0	3	6.1		
SMU	03/06/16	24	2-4	500	1-3	333	2-2	1.000	0	0	0	1.8	0	1	1	1	3	7	6.2	
vs UCONN	3/11/16	35	2-6	333	2-4	500	1-2	.500	0	0	0	1.7	1	1	1	0	0	7	6.2	
vs Saint Joseph's	3/18/16	23	1-3	333	0-2	000	0-0	.000	2	1	3	1.8	1	3	0	0	1	2	6.1	
Totals		2	700	68-196	347	40-130	308	24-242	.750	24	34	58	1.8	51	55	38	2	230	200	6.1



# #32 JON KOZ

GUARD • 6-1 • 190 • FRESHMAN • HS • CLEVELAND, OHIO/BAY HS

**2016-17 Season (Freshman):** Grabbed a rebound and handed out an assist in one minute against Bowling Green (12/4).

**Prior to Cincinnati:** Averaged 21.6 points, 4.8 rebounds and 2.4 assists as a senior at Bay High School, helping lead the Rockets to a 25-4 record and the school's first appearance in the Division II state semifinals ... set the school record for career points (1,279) and points in a season (604 as a senior) ... named the Great Lakes Conference Most Valuable Player in 2015-16 ... named all-state twice and all-conference three times ... helped lead Bay High School to two conference championships ... three-year starting quarterback on football team, missed most of senior campaign due to injury but still helped the Rockets to a 10-win season ... guided the team to the school's first playoff wins as a junior ... coached in basketball by Jared Shetzer and football by Ron Rutt.

**Personal:** Born December 19, 1997 in Cleveland, Ohio ... Son of Courtney and John Koz ... Has three sisters: Chloe, Claudia and Kayla ... His cousin, Matt Koz, wrestled at Chattanooga ... His dad played football at Baldwin Wallace ... right-handed.

## SEASON & CAREER STATISTICS

### 2016-17 SEASON

		CAREER
0	Pts	0
0	FG Atts	0
0	FG Made	0
1 vs. Texas Southern (12/13/16)	3PT-FG Atts	1 vs. Texas Southern (12/13/16)
0	3PT-FG Made	0
0	FT Atts	0
0	FT Made	0
1 vs. Bowling Green, 12/4/16	Rebs	1 vs. Bowling Green, 12/4/16
1 vs. Bowling Green, 12/4/16	Assts	1 vs. Bowling Green, 12/4/16
0	Stls	0
0	Blks	0
2, 2x (last vs. Tulane, 1/1/17)	Mins	2, 2x (last vs. Tulane, 1/1/17)

## MISCELLANEOUS STATISTICS

### CATEGORY

	2016-17	CAREER
Double-Figure Scoring Games	0	0
Double-Figure Rebounding Games	0	0
Double-Double Games	0	0
20-Point Scoring Games	0	0
Games Led UC in Scoring	0	0
Games Led UC in Rebounding	0	0
Games Led UC in Assists	0	0
Games With 3+ Assists	0	0
Games With 3+ Blocks	0	0
Games With 3+ Steals	0	0
Games With 3+ Three-Pointers	0	0


## GAME-BY-GAME STATISTICS

### 2016-17 (FRESHMAN SEASON)

Opponent	Date	gs	min	Total fg-fga	pct	3-Pointers 3fg-fga	pct	Free throws ft-fa	pct	Rebounds off def tot	avg	pf	a	to	blk	stl	pts	avg
ALBANY	11/14/16	1	0-0	.000	0-0	.000	0-0	.000	0	0	0	0.0	0	0	0	0	0	0.0
BOWLING GREEN	12/04/16	1	0-0	.000	0-0	.000	0-0	.000	0	1	1	0.5	0	1	0	0	0	0.0
TEXAS SOUTHERN	12/13/16	1	0-1	.000	0-1	.000	0-0	.000	0	0	0	0.3	0	0	0	0	0	0.0
FAIRLEIGH DICKINSON	12/17/16	2	0-0	.000	0-0	.000	0-0	.000	0	0	0	0.3	0	0	0	0	0	0.0
TULANE	01/01/17	2	0-0	.000	0-0	.000	0-0	.000	0	0	0	0.2	0	0	0	0	0	0.0
Totals		0	7	0-1	.000	0-1	.000	0-0	.000	0	1	1	0.2	0	1	0	0	0.0

## CAREER STATISTICS

Season	gp-gs	min/avg	Total fg-fga	pct	3-Point fg-fga	pct	F-Throws ft-fa	pct	Rebounds off def tot	avg	pf	fo	ast	to	blk	stl	Scoring pts	avg
2016-17	5-0	7/1.4	0-1	.000	0-1	.000	0-0	.000	0	1	1	0.2	0	0	1	0	0	0.0
TOTAL	5-0	7/1.4	0-1	.000	0-1	.000	0-0	.000	0	1	1	0.2	0	0	1	0	0	0.0



# #33 NYSIER BROOKS

CENTER • 6-11 • 240 • FRESHMAN • HS • PHILADELPHIA, PA./ADVANCED PREP INTERNATIONAL

**2016-17 Season (Freshman):** Registered a career-high five blocks with four rebounds at East Carolina (1/15) ... had eight points with three rebounds against Fairleigh Dickinson (12/17) ... scored a basket and grabbed four rebounds in eight minutes at Iowa State (12/1) ... posted 10 points on 4-of-5 shooting with four rebounds and three blocks against Samford (11/23).

**Prior to Cincinnati:** Averaged 14 points, eight rebounds and three assists in 2015-16 with Advanced Prep International ... posted double-double numbers at Life Center Academy (Burlington, New Jersey) during the 2014-15 season, averaging 14 points and 12 rebounds to go along with four blocks ... tabbed a three-star prospect according to all recruiting sites.

**Personal:** Born Dec. 5, 1996 in Philadelphia, Pennsylvania ... son of Monique Brooks and John Mitchell ... guardian is James Johns ... Has four brothers: Nyeem Brooks, Nymier Brooks, Knoney Mitchell and Ethan Mitchell as well as four sisters: Napree Brooks, Brittany Mitchell, Kaniyah Mitchell and Nyeera Mitchell ... right-handed.

## SEASON & CAREER STATISTICS

2016-17 SEASON			CAREER		
10 vs. Samford, 11/23/16	Pts	10 vs. Samford, 11/23/16			
5, 2x (last vs. Fairleigh Dickinson, 12/17/16)	FG Atts	5, 2x (last vs. Fairleigh Dickinson, 12/17/16)			
4 vs. Samford, 11/23/16	FG Made	4 vs. Samford, 11/23/16			
0	3PT-FG Atts	0			
0	3PT-FG Made	0			
4, 2x (last vs. Fairleigh Dickinson, 12/17/16)	FT Atts	4, 2x (last vs. Fairleigh Dickinson, 12/17/16)			
2, 4x (last vs. Fairleigh Dickinson, 12/17/16)	FT Made	2, 4x (last vs. Fairleigh Dickinson, 12/17/16)			
4, 3x (last at East Carolina, 1/15/17)	Rebs	4, 3x (last at East Carolina, 1/15/17)			
1 vs. Albany, 11/14/16	Assts	1 vs. Albany, 11/14/16			
1, 3x (last vs. Fairleigh Dickinson, 12/17/16)	Stls	1, 3x (last vs. Fairleigh Dickinson, 12/17/16)			
5 at East Carolina, 1/15/17	Blks	5 at East Carolina, 1/15/17			
15, 3x (last vs. Tulane 1/1/17)	Mins	15, 3x (last vs. Tulane 1/1/17)			

## MISCELLANEOUS STATISTICS

CATEGORY	2016-17	CAREER
Double-Figure Scoring Games	1	1
Double-Figure Rebounding Games	0	0
Double-Double Games	0	0
20-Point Scoring Games	0	0
Games Led UC in Scoring	0	0
Games Led UC in Rebounding	0	0
Games Led UC in Assists	0	0
Games With 3+ Assists	0	0
Games With 3+ Blocks	2	2
Games With 3+ Steals	0	0
Games With 3+ Three-Pointers	0	0

## GAME-BY-GAME STATISTICS

### 2016-17 (FRESHMAN SEASON)

Opponent	Date	gs	min	Total	3-Pointers	Free throws	Rebounds	pf	a	to	blk	stl	pts	avg
BROWN	11/11/16	8	0-0	.000	0-0	.000	1-2	.500	0	1	1	1	10	2
ALBANY	11/14/16	7	0-1	.000	0-0	.000	1-2	.500	0	1	1	1	10	2
vs Rhode Island	11/19/16	1	0-0	.000	0-0	.000	1-2	.500	0	0	0	0	7	0
vs Penn State	11/20/16	4	0-2	.000	0-0	.000	0-0	.000	0	1	1	0	8	2
SAMFORD	11/23/16	15	4-5	.800	0-0	.000	2-3	.667	2	2	4	1	10	2
LIPSCOMB	11/26/16	9	2-4	.500	0-0	.000	1-1	1.000	0	0	0	0	5	3
at Iowa State	12-01-16	8	1-1	1.000	0-0	.000	0-0	.000	3	1	4	1	6	2
BOWLING GREEN	12/04/16	13	2-3	.667	0-0	.000	2-4	.500	1	0	1	1	5	3
at Butler	12/10/16	1	0-0	.000	0-0	.000	0-0	.000	0	0	0	0	0	2
TEXAS SOUTHERN	12/13/16	10	2-3	.667	0-0	.000	2-2	1.000	0	2	2	1	4	2
FAIRLEIGH DICKINSON	12/17/16	15	3-5	.600	0-0	.000	2-4	.500	1	2	3	1	5	2
MARSHALL	12/22/16	10	1-2	.500	0-0	.000	0-0	.000	0	0	1	1	4	1
at Temple	12/28/16	3	0-1	.000	0-0	.000	0-0	.000	1	1	2	1	5	2
at Houston	1/7/17	5	0-0	.000	0-0	.000	0-0	.000	0	1	1	1	4	1
SMU	01/12/17	2	0-0	.000	0-0	.000	0-0	.000	0	0	1	1	0	0
at East Carolina	01/15/17	13	1-3	.333	0-0	.000	0-0	.000	1	3	4	1	5	2
TEMPLE	01/18/17	9	1-1	1.000	0-0	.000	0-0	.000	1	0	1	1	4	2
Totals		0	148	19-34	.559	0-0	13-22	.591	10	16	26	14	28	51

## CAREER STATISTICS

			Total		3-Point		F-Throws		Rebounds										Scoring	
Season	gp-gs	min/avg	fg-fga	pct	fg-fga	pct	ft-fga	pct	off	def	tot	avg	pf	fo	ast	to	blk	stl	pts	avg
2016-17	18-0	148/8.2	19-34	.559	0-0	.000	13-22	.591	10	16	26	1.4	28	1	1	10	16	4	51	2.8
TOTAL	18-0	148/8.2	19-34	.559	0-0	.000	13-22	.591	10	16	26	1.4	28	1	1	10	16	4	51	2.8



# #34 JARRON CUMBERLAND

GUARD • 6-5 • 218 • FRESHMAN • HS • WILMINGTON, OHIO/WILMINGTON HS

## CONFERENCE AWARDS

» Rookie of the Week (12/19/16, 1/2/17)

## MOMENTS

» Scored a season-high 19 points on 6-of-8 shooting with a trio of threes against Tulane (1/1)  
» Posted 18 points on 7-of-9 shooting with four threes and six rebounds against Texas Southern (12/13)

**2016-17 Season (Freshman):** Scored a season-high 19 points on 6-of-8 shooting with a trio of threes against Tulane (1/1) ... tallied 11 points with a trio of threes and a season-high five assists against Fairleigh Dickinson (12/17) .... posted 18 points on 7-of-9 shooting with four threes and six rebounds against Texas Southern (12/13) ... posted 17 points on 4-of-6 shooting from the field and 8-of-10 shooting from the foul line to go with three steals against Lipscomb (11/26) ... netted 11 points on 4-of-6 shooting with a pair of threes against Albany (11/14).

**Prior to Cincinnati:** Averaged 29.6 points, 7.4 rebounds, 3.6 steals and 3.2 assists while shooting 57.4 percent (303 of 528) from the field as a senior at Wilmington High School ... helped lead the Hurricane to a 27-2 record and the semifinals of the OHSAA Division I playoffs ... finished as the school's all-time leading scorer with 2,383 points ... posted a school-record 52 points against Washington Court House (2/11/16) ... named a finalist for the Ohio Mr. Basketball Award and a McDonald's All-American nominee ... scored a team-high 15 points and was named most valuable player of the 2016 Ohio-Kentucky All-Star game .... averaged 24.5 points, 7.5 rebounds and 3.3 assists as a junior ... averaged 17.8 points, 5.4 rebounds, 2.0 assists and 1.8 steals during AAU action with King James (Ohio) during the 2015 summer, later earning Third Team All-Peach Jam honors during Nike EYBL action ... earned First Team Associate Press Division I All-Ohio honors as a junior and senior ... ranked at No. 55 on ESPN's Top 100 prospects list ... tabbed as a four-star prospect by Rivals.com, Scout.com and 247 Sports.

**Personal:** Born Sept. 22, 1997 in Wilmington, Ohio ... son of Cheryl and Scott Cumberland ... has two sisters, Ebony and Chasity ... right-handed ... first name pronounced "JAIR-in."

## SEASON & CAREER STATISTICS

### 2016-17 SEASON

19 vs. Tulane, 1/1/17	Pts	19 vs. Tulane, 1/1/17
9 vs. Texas Southern, 12/13/16	FG Atts	9 vs. Texas Southern, 12/13/16
7 vs. Texas Southern, 12/13/16	FG Made	7 vs. Texas Southern, 12/13/16
6 vs. Fairleigh Dickinson, 12/17/16	3PT-FG Atts	6 vs. Fairleigh Dickinson, 12/17/16
4 vs. Texas Southern, 12/13/16	3PT-FG Made	4 vs. Texas Southern, 12/13/16
10 vs. Lipscomb, 11/26/16	FT Atts	10 vs. Lipscomb, 11/26/16
8 vs. Lipscomb, 11/26/16	FT Made	8 vs. Lipscomb, 11/26/16
6, 2x (last vs. Texas Southern, 12/13/16)	Rebs	6, 2x (last vs. Texas Southern, 12/13/16)
5 vs. Fairleigh Dickinson, 12/17/16	Assts	5 vs. Fairleigh Dickinson, 12/17/16
3 vs. Lipscomb, 11/26/16	Stls	3 vs. Lipscomb, 11/26/16
1, 5x (last vs. Tulane, 1/1/17)	Blks	1, 5x (last vs. Tulane, 1/1/17)
26 vs. Tulane, 1/1/17	Mins	26 vs. Tulane, 1/1/17

## MISCELLANEOUS STATISTICS

CATEGORY	2016-17	CAREER
Double-Figure Scoring Games	5	5
Double-Figure Rebounding Games	0	0
Double-Double Games	0	0
20-Point Scoring Games	0	0
Games Led UC in Scoring	3	3
Games Led UC in Rebounding	1	1
Games Led UC in Assists	1	1
Games With 3+ Assists	2	2
Games With 3+ Blocks	0	0
Games With 3+ Steals	1	1
Games With 3+ Three-Pointers	3	3

## GAME-BY-GAME STATISTICS

### 2016-17 (FRESHMAN SEASON)

Opponent	Date	Total					3-Pointers		Free throws		Rebounds									
		gs	min	fg	fga	pct	ft	fta	pct	off	def	tot	avg	pf	a	t/o	blk	stl	pts	avg
BROWN	11/11/16	13	1-3	.333	0-2	.000	1-3	.333	0	0	0	0	0	1	2	0	1	2	3	3.0
ALBANY	11/14/16	19	4-6	.667	2-4	.500	1-1	1.000	1	1	2	1.0	1	1	0	0	0	0	11	7.0
vs Rhode Island	11/19/16	15	0-1	.000	0-1	.000	0-1	.000	2	0	2	1.3	3	1	0	0	0	0	4	7
vs Penn State	11/20/16	12	1-3	.333	0-2	.000	0-1	.000	0	1	1	1.3	0	3	0	0	1	2	4	0
SAMFORD	11/23/16	8	0-1	.000	0-1	.000	0-0	.000	1	1	2	1.4	0	1	0	0	0	0	3	2
LIPSCOMB	11/26/16	22	4-6	.667	1-3	.333	8-10	.800	0	1	1	1.3	1	1	2	1	3	17	5.5	
at Iowa State	12-01-16	7	0-2	.000	0-1	.000	0-0	.000	0	0	0	1.1	1	0	0	0	0	0	4	7
BOWLING GREEN	12/04/16	18	1-7	.143	0-2	.000	0-0	.000	3	3	6	1.8	2	3	1	1	1	2	4	4
at Butler	12/10/16	9	1-3	.333	0-1	.000	2-2	1.000	1	0	1	1.7	3	1	1	0	1	4	4	3
TEXAS SOUTHERN	12/13/16	24	7-9	.778	4-4	1.000	0-0	.000	3	3	6	2.1	1	1	0	1	1	18	5.7	
FAIRLEIGH DICKINSON	12/17/16	20	4-8	.500	3-6	.500	0-0	.000	1	3	4	2.3	3	5	0	0	1	11	6.2	
MARSHALL	12/22/16	7	0-2	.000	0-2	.000	2-2	1.000	0	0	0	2.1	0	1	0	0	0	2	5	8
at Temple	12/28/16	19	2-6	.333	2-4	.500	0-1	.000	3	2	5	2.2	2	3	0	0	0	6	5	8
TULANE	01/01/17	26	6-8	.750	3-3	1.000	4-6	.667	1	3	4	2.4	4	1	3	1	2	19	6.8	
at Houston	1/7/17	16	1-3	.333	0-2	.000	0-0	.000	0	2	2	2.4	2	1	2	0	0	2	6	5
SMU	01/12/17	11	1-3	.333	1-3	.333	3-4	.750	0	2	2	2.4	1	1	1	0	0	6	6.4	
at East Carolina	01/15/17	21	1-7	.143	0-4	.000	2-3	.667	2	2	4	2.5	2	1	0	0	1	4	6	3
TEMPLE	01/18/17	23	1-4	.250	1-2	.500	2-2	1.000	0	2	2	2.4	3	1	0	0	1	5	6	2
Totals		0	290	35-82	.427	.362	25-36	.694	18	26	44	2.4	31	26	14	5	14	112	6.2	

## CAREER STATISTICS

Season	gp-gs	min/avg	Total	fg-fga	pct	3-Point	fg-fga	pct	F-Throws	ft-fga	pct	Rebounds	off	def	tot	avg	Scoring	pf	fo	ast	to	blk	stl	pts	avg
2016-17	18-0	290/16.1	35-82	.427		17-47	.362		25-36	.694		18	26	44	2.4		31	0	26	14	5	14		112	6.2
TOTAL	18-0	290/16.1	35-82	.427		17-47	.362		25-36	.694		18	26	44	2.4		31	0	26	14	5	14		112	6.2





**GAME 1 • NOV. 11, 2016 • HALL OF FAME TIP-OFF  
BROWN (55) AT RV/25 CINCINNATI (84)  
FIFTH THIRD ARENA (CINCINNATI, OHIO)**

**Brown 55 • 0-1**

#	Player	Total		3-Ptr		Rebounds			PF	TP	A	TO	Blk	Stl	Min
		FG-FGA	FG-FGA	FT-FTA	Off Def Tot	PF	TP	A TO Blk Stl							
03	Spieth, Steven	f	3-7	2-3	1-1	4	2	6	4	9	0	3	0	0	30
25	Howard, Joshua	f	4-11	0-3	0-0	3	2	5	2	8	0	2	0	1	28
02	Anderson, Brandon	g	0-3	0-1	1-2	0	0	0	3	1	2	1	0	0	19
04	Okolie, Obi	g	1-9	1-4	3-7	1	1	2	2	6	1	3	0	0	24
05	Blackmon, Tavon	g	2-13	0-2	2-2	1	6	7	0	6	5	3	0	1	35
01	Fuller, Travis	g	1-2	0-1	2-2	0	0	1	4	4	0	2	0	0	23
11	Sullivan, Chris	g	3-4	3-4	0-0	0	0	0	0	9	0	0	0	1	6
12	Hobbie, JR	g	4-7	4-7	0-0	0	0	0	1	12	1	0	0	0	21
22	Daugherty, Corey	g	0-0	0-0	0-0	0	0	0	4	0	1	0	0	0	10
23	Wilkinson, Blake	g	0-1	0-0	0-0	0	0	0	1	0	0	0	0	0	3
30	Ljuboja, Miki	g	0-0	0-0	0-0	0	0	0	0	0	0	0	1	0	1
Team						2	0	2							
Totals			18-57	10-25	9-14	11	12	23	21	55	10	14	1	3	200

FG % 1st Half: 9-27 33.3% 2nd half: 9-30 30.0% Game: 18-57 31.6%  
3FG % 1st Half: 4-10 40.0% 2nd half: 6-15 40.0% Game: 10-25 40.0%  
FT % 1st Half: 3-7 42.9% 2nd half: 6-7 85.7% Game: 9-14 64.3%

**Cincinnati 84 • 1-0**

#	Player	Total		3-Ptr		Rebounds			PF	TP	A	TO	Blk	Stl	Min
		FG-FGA	FG-FGA	FT-FTA	Off Def Tot	PF	TP	A TO Blk Stl							
11	CLARK, Gary	f	7-9	0-1	0-1	3	6	9	0	14	4	1	2	3	27
24	WASHINGTON, Kyle	f	6-11	0-2	4-4	4	8	12	1	16	5	3	2	0	25
01	EVANS, Jacob	g	9-12	4-6	1-2	1	2	3	2	23	3	1	1	1	32
10	CAUPAIN, Troy	g	4-8	1-4	1-2	0	7	7	3	10	6	4	1	2	30
25	JOHNSON, Kevin	g	0-3	0-3	0-0	1	1	2	1	0	1	1	1	0	18
00	MOORE, Quadri	g	2-2	0-0	0-0	1	0	1	4	4	0	1	0	0	9
03	JENIFER, Justin	g	2-4	1-3	1-1	2	3	5	1	6	2	1	0	1	27
13	SCOTT, Tre	g	2-3	0-0	2-3	0	2	2	1	6	0	0	1	0	9
33	BROOKS, Nysier	g	0-0	0-0	1-2	0	1	1	2	1	0	0	0	0	8
34	CUMBERLAND, Jarron	g	1-3	0-2	1-3	0	0	0	1	3	2	0	1	2	13
45	TOBLER, Zack	g	0-2	0-1	1-2	0	1	1	0	1	0	0	0	1	2
Team						0	0	0							
Totals			33-57	6-22	12-20	12	31	43	16	84	23	12	9	10	200

FG % 1st Half: 18-29 62.1% 2nd half: 15-28 53.6% Game: 33-57 57.9%  
3FG % 1st Half: 2-9 22.2% 2nd half: 4-13 30.8% Game: 6-22 27.3%  
FT % 1st Half: 5-7 71.4% 2nd half: 7-13 53.8% Game: 12-20 60.0%

Officials: Bill Jacobson, Kyle Ingram, Jon Campbell  
Technical fouls: Brown-None. Cincinnati-EVANS, Jacob.  
Attendance: 6504

Score by periods	1st	2nd	Total
Brown	25	30	55
Cincinnati	43	41	84

Last FG - BROWN 2nd-01:14, CIN 2nd-00:54.  
Largest lead - BROWN by 1 1st-18:41, CIN by 31 2nd-01:57.

	In Paint	Off T/O	2nd Chance	Fast Break	Bench
Points BROWN	14	2	5	7	25
Points CINCINNATI	48	16	18	12	21

Score tied - 0 times.  
Lead changed - 1 time.

**GAME 2 • NOV. 14, 2016 • HALL OF FAME TIP-OFF  
ALBANY (51) AT 24/25 CINCINNATI (74)  
FIFTH THIRD ARENA (CINCINNATI, OHIO)**

**Albany 51 • 1-1**

#	Player	Total		3-Ptr		Rebounds			PF	TP	A	TO	Blk	Stl	Min
		FG-FGA	FG-FGA	FT-FTA	Off Def Tot	PF	TP	A TO Blk Stl							
10	ROWLEY, Mike	f	1-1	0-0	0-0	1	4	5	3	2	0	1	0	0	28
43	STIRE, Greig	f	3-5	0-0	0-0	4	2	6	3	6	1	2	0	0	25
03	CREMO, Joe	g	4-10	0-3	4-4	0	4	4	2	12	0	8	0	1	38
11	GRAYSON, Marquese	g	1-3	1-1	0-0	0	1	1	2	3	0	3	0	0	15
13	NICHOLS, David	g	6-16	0-5	1-1	0	4	4	4	13	6	3	1	3	38
01	ANDERSON, Costa	g	0-1	0-1	0-0	0	0	0	0	0	0	0	0	0	1
02	ANDREWS, Jamir	g	2-5	1-4	0-0	0	1	1	0	5	0	1	0	0	13
12	CAMPBELL, Devonte	g	0-0	0-0	0-0	0	0	0	0	0	0	0	0	0	1
23	LANDS, Jaraan	g	1-4	0-0	2-7	3	1	4	1	4	0	2	0	0	18
24	ENNEMA, Dallas	g	0-0	0-0	0-0	0	1	1	0	0	0	1	0	0	13
30	CHARLES, Travis	g	2-3	0-0	2-2	3	3	6	4	6	1	1	0	0	10
Team						1	0	1							
Totals			20-48	2-14	9-14	12	21	33	19	51	8	22	1	4	200

FG % 1st Half: 9-23 39.1% 2nd half: 11-25 44.0% Game: 20-48 41.7%  
3FG % 1st Half: 1-5 20.0% 2nd half: 1-9 11.1% Game: 2-14 14.3%  
FT % 1st Half: 8-9 88.9% 2nd half: 1-5 20.0% Game: 9-14 64.3%

**Cincinnati 74 • 2-0**

#	Player	Total		3-Ptr		Rebounds			PF	TP	A	TO	Blk	Stl	Min
		FG-FGA	FG-FGA	FT-FTA	Off Def Tot	PF	TP	A TO Blk Stl							
11	CLARK, Gary	f	1-6	0-1	0-0	1	3	4	4	2	1	1	2	1	24
24	WASHINGTON, Kyle	f	6-8	0-0	1-5	2	1	3	3	13	0	0	0	0	20
01	EVANS, Jacob	g	5-11	2-7	7-8	1	2	3	4	19	3	1	1	3	30
10	CAUPAIN, Troy	g	3-6	0-2	2-2	0	4	4	0	8	5	0	1	4	32
25	JOHNSON, Kevin	g	2-6	0-4	0-0	2	2	4	2	4	0	3	0	2	25
00	MOORE, Quadri	g	3-8	0-1	0-0	3	2	5	2	6	0	4	0	0	14
03	JENIFER, Justin	g	2-5	1-2	1-2	0	1	1	2	6	5	1	0	3	19
13	SCOTT, Tre	g	2-3	0-0	0-0	2	1	3	0	4	0	0	1	0	7
14	BART, Jackson	g	0-0	0-0	0-0	0	0	0	0	0	0	0	0	0	1
32	KOZ, John	g	0-0	0-0	0-0	0	0	0	0	0	0	0	0	0	1
33	BROOKS, Nysier	g	0-1	0-0	1-2	0	1	1	2	1	1	0	1	0	7
34	CUMBERLAND, Jarron	g	4-6	2-4	1-1	1	1	2	1	11	1	0	0	0	19
45	TOBLER, Zack	g	0-1	0-0	0-0	0	1	1	1	0	0	0	0	0	1
Team						3	0	3							
Totals			28-61	5-21	13-20	15	19	34	21	74	16	10	6	13	200

FG % 1st Half: 9-28 32.1% 2nd half: 19-33 57.6% Game: 28-61 45.9%  
3FG % 1st Half: 2-11 18.2% 2nd half: 3-10 30.0% Game: 5-21 23.8%  
FT % 1st Half: 9-12 75.0% 2nd half: 4-8 50.0% Game: 13-20 65.0%

Officials: Peter Juzenas, Jose Carrion, Matt Obias  
Technical fouls: Albany-None. Cincinnati-None.  
Attendance: 5864

Score by periods	1st	2nd	Total
Albany	27	24	51
Cincinnati	29	45	74

	In Paint	Off T/O	2nd Chance	Fast Break	Bench
Points ALBANY	34	13	8	20	15
Points CINCINNATI	42	24	9	20	28

**GAME 3 • NOV. 19, 2016 • HALL OF FAME TIP-OFF  
24/25 CINCINNATI (71) VS 21/22 RHODE ISLAND (76)  
MOHEGAN SUN (UNCASVILLE, CONN.)**

**Cincinnati 71 • 2-1**

#	Player	Total		3-Ptr		Rebounds			PF	TP	A	TO	Blk	Stl	Min
		FG-FGA	FG-FGA	FT-FTA	Off Def Tot	PF	TP	A TO Blk Stl							
01	EVANS, Jacob	*	8-12	2-5	7-9	4	2	6	3	25	0	4	0	0	37
10	CAUPAIN, Troy	*	4-15	2-5	2-3	0	4	4	2	12	5	2	0	2	38
11	CLARK, Gary	*	1-5	0-1	2-2	3	3	6	2	4	2	0	3	0	36
24	WASHINGTON, Kyle	*	8-15	2-3	5-6	3	7	10	3	23	0	2	4	1	37
25	JOHNSON, Kevin	*	1-4	1-3	0-0	1	0	1	3	3	0	2	0	0	20
03	JENIFER, Justin	g	1-2	1-2	0-0	0	0	0	2	3	0	0	0	1	16
13	SCOTT, Tre	g	0-0	0-0	0-0	0	0	0	0	0	0	0	0	0	0+
33	BROOKS, Nysier	g	0-0	0-0	1-2	0	0	0	0	1	0	1	0	0	1
34	CUMBERLAND, Jarron	g	0-1	0-1	0-1	2	0	2	3	0	1	0	0	0	15
Team						0	1	1							
Totals			23-54	8-20	17-23	13	17	30	18	71	8	11	7	4	200

FG % 1st Half: 13-24 54.2% 2nd half: 10-30 33.3% Game: 23-54 42.6%  
3FG % 1st Half: 5-9 55.6% 2nd half: 3-11 27.3% Game: 8-20 40.0%  
FT % 1st Half: 8-11 72.7% 2nd half: 9-12 75.0% Game: 17-23 73.9%

**Rhode Island 76 • 4-0**

#	Player	Total		3-Ptr		Rebounds			PF	TP	A	TO	Blk	Stl	Min
		FG-FGA	FG-FGA	FT-FTA	Off	Def	Total								
00	MATTHEWS, E.C.	*	5-17	4-9	4-6	2	4	6	3	18	0	2	1	0	37
01	GARRETT, Jarvis	*	0-3	0-0	0-0	0	2	2	0	0	2	0	0	1	13
02	MARTIN, Hassan	*	5-6	0-0	4-4	1	3	5	14	0	4	2	0	0	18
23	IVERSON, Kuran	*	5-10	0-1	5-6	2	8	10	4	15	5	1	1	1	33
32	TERRELL, Jared	*	5-11	4-7	0-0	2	2	4	0	14	3	1	0	0	33
10	LANGEVINE, Cyril		3-3	0-0	1-2	4	0	4	3	7	1	0	1	1	17
13	ROBINSON, Stanford		1-3	0-0	0-0	0	3	3	1	2	2	1	0	1	26
25	THOMPSON, Christion		1-3	0-2	2-2	0	1	1	4	4	0	1	0	1	16
45	AKELE, Nicola		1-2	0-1	0-0	0	0	0	1	2	2	0	0	0	7
Team						4	2	6							
Totals			26-58	8-20	16-20	16	23	39	21	76	15	10	5	5	200
FG % 1st Half: 12-31		38.7%	2nd half: 14-27	51.9%	Game: 26-58		44.8%		Deadball Rebounds						
3FG % 1st Half: 2-12		16.7%	2nd half: 6-8	75.0%	Game: 8-20		40.0%		3						
FT % 1st Half: 5-6		83.3%	2nd half: 11-14	78.6%	Game: 16-20		80.0%								

GAME 5 • NOV. 23, 2016  
LIPSCOMB (55) AT RV/RV CINCINNATI (70)  
FIFTH THIRD ARENA (CINCINNATI, OHIO)

Samford 55 • 2-2

#	Player	Total		3-Ptr		Rebounds			PF	TP	A TO Blk			Stl	Min
		FG-FGA	FG-FGA	FT-FTA	Off Def Tot										
20	Alex Thompson	f	1-8	0-4	0-0	0	0	0	2	2	0	3	0	0	27
33	Wyatt Walker	c	4-9	1-1	2-2	5	6	11	3	11	0	0	1	0	32
00	Christen Cunningham	g	1-4	0-2	4-4	0	1	1	0	6	5	4	0	1	31
40	Triston Chambers	g	4-10	4-10	0-0	1	3	4	0	12	0	2	0	1	26
22	D. Denzel-Dyson	g	5-13	2-6	2-2	1	4	5	3	14	1	2	0	0	30
03	Josh Sharkey		2-7	0-2	0-1	2	2	4	1	4	1	1	0	0	23
13	Eric Adams		1-3	0-0	0-0	2	3	5	3	2	1	1	0	0	10
15	Justin Hopkins		1-4	1-2	1-2	0	0	0	2	4	1	1	0	0	21
Team						3	1	4			2				
Totals			19-58	8-27	9-11	14	20	34	14	55	9	16	1	2	200

FG % 1st Half: 13-29 44.8% 2nd half: 6-29 20.7% Game: 19-58 32.8% Deadball  
3FG % 1st Half: 7-14 50.0% 2nd half: 1-13 7.7% Game: 8-27 29.6% Rebounds  
FT % 1st Half: 2-3 66.7% 2nd half: 7-8 87.5% Game: 9-11 81.8%

Cincinnati 70 • 4-1

#	Player	Total		3-Ptr		Rebounds			PF	TP	A TO Blk			Stl	Min
		FG-FGA	FG-FGA	FT-FTA	Off Def Tot										
11	CLARK, Gary	f	4-8	0-2	5-10	5	2	7	1	13	0	2	1	1	35
24	WASHINGTON, Kyle	f	8-11	0-0	2-2	5	7	12	4	18	1	1	3	0	27
25	JOHNSON, Kevin	c	4-12	2-8	0-0	1	0	1	4	10	2	2	0	3	35
01	EVANS, Jacob	g	4-11	1-3	3-3	2	5	7	3	12	3	2	1	2	33
10	CAUPAIN, Troy	g	3-10	1-4	0-0	2	3	5	0	7	4	1	2	2	36
03	JENIFER, Justin		0-3	0-2	0-2	0	0	0	1	0	1	1	0	0	9
13	SCOTT, Tre		0-2	0-0	0-0	0	2	2	0	0	0	0	0	0	7
34	BROOKS, Nysier		4-5	0-0	2-3	2	2	4	0	10	0	1	3	1	15
33	CUMBERLAND, Jarron		0-1	0-1	0-0	1	1	2	0	0	1	0	0	0	8
Team						0	2	2							
Totals			27-63	4-20	12-20	18	24	42	13	70	12	10	10	9	200

FG % 1st Half: 13-34 38.2% 2nd half: 14-29 48.3% Game: 27-63 42.9% Deadball  
3FG % 1st Half: 3-10 30.0% 2nd half: 1-6 16.7% Game: 4-20 20.0% Rebounds  
FT % 1st Half: 1-2 50.0% 2nd half: 11-18 61.1% Game: 12-20 60.0%

Officials: Steve Olson, Timothy Nestor, Nate Green  
Technical fouls: Samford-None. Cincinnati-None.  
Attendance: 7422

Score by periods	1st	2nd	Total
Samford	35	20	55
Cincinnati	30	40	70

Last FG - SAM 2nd-01:23, CIN 2nd-01:02.  
Largest lead - SAM by 16 1st-04:07, CIN by 17 2nd-01:33.

Points	In	Off	2nd	Fast	Bench
SAM	10	14	7	0	10
CIN	30	26	23	0	10

Score tied - 0 times.  
Lead changed - 2 times.

GAME 7 • DEC. 1, 2016  
RV/RV CINCINNATI (55) AT 19/21 IOWA STATE (54) OT  
HILTON COLISEUM (AMES, IOWA)

Cincinnati 55 • 6-1

#	Player	Total		3-Ptr		Rebounds			PF	TP	A TO Blk			Stl	Min
		FG-FGA	FG-FGA	FT-FTA	Off Def Tot										
01	EVANS, Jacob	*	4-12	1-5	2-2	1	2	3	1	11	2	3	0	1	42
10	CAUPAIN, Troy	*	2-11	0-6	3-3	1	9	10	2	7	1	3	1	1	42
11	CLARK, Gary	*	5-8	0-1	1-2	4	6	10	2	11	2	2	3	0	37
24	WASHINGTON, Kyle	*	6-15	1-3	0-1	4	6	10	3	13	1	1	1	0	31
25	JOHNSON, Kevin	*	4-10	1-5	2-2	0	4	4	2	11	1	0	0	1	39
00	MOORE, Quadri		0-1	0-0	0-0	0	1	1	0	0	0	0	0	1	2
03	JENIFER, Justin		0-1	0-0	0-0	0	0	0	1	0	1	0	0	0	5
13	SCOTT, Tre		0-1	0-0	0-0	2	1	3	0	0	1	1	0	0	12
33	BROOKS, Nysier		1-1	0-0	0-0	3	1	4	1	2	0	2	0	0	8
34	CUMBERLAND, Jarron		0-2	0-1	0-0	0	0	0	1	0	0	0	0	0	7
Team						1	0	1			2				
Totals			22-62	3-21	8-10	16	30	46	13	55	9	14	5	4	225

FG % 1st Half: 9-28 32.1% 2nd half: 12-31 38.7% OT: 1-3 33.3% Game: 22-62 35.5% Deadball  
3FG % 1st Half: 3-13 23.1% 2nd half: 0-7 0.0% OT: 0-1 0.0% Game: 3-21 14.3% Rebounds  
FT % 1st Half: 4-4 100.0 2nd half: 1-2 50.0% OT: 3-4 75.0% Game: 8-10 80.0%

Iowa State 54 • 5-2

#	Player	Total		3-Ptr		Rebounds			PF	TP	A TO Blk			Stl	Min
		FG-FGA	FG-FGA	FT-FTA	Off Def Tot										
05	Holden, Merrill	*	0-1	0-0	0-0	0	2	2	4	0	0	1	0	0	16
11	Morris, Monte	*	7-16	0-3	1-1	1	1	2	0	15	2	1	1	0	39
15	Mitrou-Long, Naz	*	0-7	0-5	0-0	1	1	2	1	0	1	1	0	1	37
21	Thomas, Matt	*	5-11	3-8	0-0	1	6	7	2	13	0	3	0	4	35
30	Burton, Deonte	*	4-13	1-3	0-0	5	3	8	3	9	0	0	0	0	30
04	Weiler-Babb, Nick	*	1-3	0-0	0-0	0	0	3	0	2	1	0	0	0	21
01	Jackson, Donovan		1-2	1-2	1-2	0	0	0	1	4	0	0	0	0	11
10	Bowie, Darrell		4-7	0-0	3-8	2	5	7	2	11	1	0	2	1	36
Team						0	3	3			1				
Totals			22-60	5-21	5-11	10	24	34	13	54	5	7	3	6	225

FG % 1st Half: 9-20 45.0% 2nd half: 11-32 34.4% OT: 2-8 25.0% Game: 22-60 36.7% Deadball  
3FG % 1st Half: 3-13 23.1% 2nd half: 2-7 28.6% OT: 0-3 0.0% Game: 5-21 23.8% Rebounds  
FT % 1st Half: 3-8 37.5% 2nd half: 2-3 66.7% OT: 0-0 0.0% Game: 5-11 45.5%

Officials: Kelly Self, James Luckie, Chris Rastatter  
Technical fouls: Cincinnati-None. Iowa State-None.  
Attendance: 14384  
AP Ranking: ISU #19  
Fouled Out: none

Score by periods	1st	2nd	OT	Total
Cincinnati	25	25	5	55
Iowa State	24	26	4	54

Last FG - CIN OT-01:14, ISU OT-02:29.  
Largest lead - CIN by 4 1st-14:16, ISU by 7 1st-03:05.

Points	In	Off	2nd	Fast	Bench
CIN	30	9	16	2	2
ISU	26	15	7	6	17

Score tied - 9 times.  
Lead changed - 16 times.

GAME 6 • NOV. 26, 2016  
LIPSCOMB (68) AT RV/RV CINCINNATI (91)  
FIFTH THIRD ARENA (CINCINNATI, OHIO)

Lipscomb 68 • 2-5

#	Player	Total		3-Ptr		Rebounds			PF	TP	A TO Blk			Stl	Min
		FG-FGA	FG-FGA	FT-FTA	Off Def Tot										
22	PEPPER, Eli	f	0-3	0-3	0-0	0	4	4	3	0	0	0	1	0	23
00	MARBERRY, Rob	c	4-8	0-0	1-2	2	1	3	1	9	0	2	2	1	23
02	WILLIAMS, Josh	g	4-10	2-4	0-0	3	2	5	3	10	0	6	0	0	23
05	MORAN, Nathan	g	2-5	2-5	2-2	0	4	4	3	8	4	2	0	0	23
24	MATHEWS, Garrison	g	8-17	2-7	1-1	1	6	7	4	19	2	2	0	0	29
03	BUCKLAND, Michael		0-5	0-2	0-0	0	0	0	0	0	0	3	0	0	16
21	COOPER, Kenny		2-5	0-3	0-0	0	3	3	3	4	4	0	0	1	23
23	KORN, Aaron		2-5	1-3	0-0	1	3	4	3	5	2	2	0	1	22
55	BRAMMEIER, George		6-8	0-0	1-1	3	1	4	2	13	2	1	1	0	18
Team						5	0	5			1				
Totals			28-66	7-27	5-6	15	24	39	22	68	14	19	4	3	200

FG % 1st Half: 11-31 35.5% 2nd half: 17-35 48.6% Game: 28-66 42.4% Deadball  
3FG % 1st Half: 4-14 28.6% 2nd half: 3-13 23.1% Game: 7-27 25.9% Rebounds  
FT % 1st Half: 2-2 100.0 2nd half: 3-4 75.0% Game: 5-6 83.3%

Cincinnati 91 • 5-1

#	Player	Total		3-Ptr		Rebounds			PF	TP	A TO Blk			Stl	Min
		FG-FGA	FG-FGA	FT-FTA	Off Def Tot										
11	CLARK, Gary	f	1-2	0-0	0-0	0	2	2	1	2	0	0	0	0	6
24	WASHINGTON, Kyle	f	6-9	0-0	3-5	1	1	2	3	15	2	1	1	1	23
01	EVANS, Jacob	g	5-8	2-3	2-3	1	3	4	2	14	4	0	0	2	28
10	CAUPAIN, Troy	g	3-6	2-4	0-0	1	4	5	1	8	5	2	0	0	29
25	JOHNSON, Kevin	g	4-8	1-4	4-5	0	3	3	0	13	1	2	0	1	31
00	MOORE, Quadri		1-6	1-2	0-0	0	3	3	2	3	0	1	0	1	8
03	JENIFER, Justin		2-4	1-1	0-0	0	2	2	0	5	2	2	0	1	13
13	SCOTT, Tre		3-6	0-0	3-5	4	5	9	2	9	5	2	5	0	29
14	BART, Jackson		0-0	0-0	0-0	0	0	0	0	0	0	0	0	0	1
33	BROOKS, Nysier		2-4	0-0	1-1	0	0	0	2	5	0	0	0	0	9
34	CUMBERLAND, Jarron		4-6	1-3	8-10	0	1	1	1	17	1	2	1	3	22
45	TOBLER, Zack		0-0	0-0	0-0	0	0	0	0	0	0	0	0	0	1
Team						0	0	0							
Totals			31-59	8-17	21-29	7	24	31	14	91	20	11	8	8	200

FG % 1st Half: 14-32 43.8% 2nd half: 17-27 63.0% Game: 31-59 52.5% Deadball  
3FG % 1st Half: 3-10 30.0% 2nd half: 5-7 71.4% Game: 8-17 47.1% Rebounds  
FT % 1st Half: 9-13 69.2% 2nd half: 12-16 75.0% Game: 21-29 72.4%

GAME 9 • DEC. 10, 2016  
22/23 CINCINNATI (65) AT 16/15 BUTLER (75)  
HINKLE FIELDHOUSE (INDIANAPOLIS, IND.)

Cincinnati 65 • 7-2

#	Player		Total		3-Ptr		Rebounds			PF	TP	A	TO	Blk	Stl	Min
			FG-FGA	FG-FGA	FG-FGA	FT-FTA	Off	Def	Tot							
11	CLARK, Gary	f	7-13	0-3	0-2	3	9	12	0	14	1	0	0	1	34	
24	WASHINGTON, Kyle	f	2-8	2-4	1-2	0	0	0	5	7	0	1	0	0	19	
01	EVANS, Jacob	g	5-12	2-5	2-2	2	3	5	4	14	1	2	1	0	38	
10	CAUPAIN, Troy	g	9-15	2-7	2-5	2	3	5	4	22	2	2	0	1	38	
25	JOHNSON, Kevin	g	2-9	0-4	0-0	1	1	2	2	4	2	1	0	1	29	
00	MOORE, Quadri	g	0-3	0-1	0-0	0	3	3	0	0	0	0	0	0	12	
03	JENIFER, Justin	g	0-1	0-1	0-0	1	1	2	1	0	1	1	0	0	9	
13	SCOTT, Tre	g	0-1	0-0	0-0	0	3	3	0	0	0	0	0	0	11	
33	BROOKS, Nysier	g	0-0	0-0	0-0	0	0	0	0	0	0	0	0	0	1	
34	CUMBERLAND, Jarron	g	1-3	0-1	2-2	1	0	1	3	4	1	1	0	1	9	
Team						1	1	2	1							
Totals			26-65	6-26	7-13	11	24	35	20	65	8	8	1	4	200	
FG % 1st Half: 14-32			43.8%	2nd half: 12-33	36.4%	Game: 26-65			40.0%	Deadball Rebounds						
3FG % 1st Half: 4-11			36.4%	2nd half: 2-15	13.3%	Game: 6-26			23.1%	3,1						
FT % 1st Half: 3-5			60.0%	2nd half: 4-8	50.0%	Game: 7-13			53.8%							

Butler 75 • 9-1

#	Player		Total		3-Ptr	Rebounds			PF	TP	A	TO	Blk	Stl	Min	
			FG-FGA	FG-FGA	FT-FTA	Off	Def	Tot								
04	WIDEMAN, Tyler	f	3-5	0-0	0-0	1	3	4	3	6	0	0	1	0	23	
45	CHARABASCZ, Andrew	f	3-10	1-2	5-6	1	3	4	1	12	5	0	0	0	35	
01	LEWIS, Tyler	g	1-3	0-2	7-8	2	2	4	2	9	3	1	0	0	29	
03	BALDWIN, Kamar	g	3-6	1-1	1-2	0	7	7	2	8	0	3	1	0	24	
22	McDERMOTT, Sean	g	2-3	2-3	1-2	0	2	2	3	7	0	0	0	0	18	
00	WOODSON, Avery	g	1-5	0-2	2-2	0	1	1	1	4	1	0	2	1	16	
11	SAVAGE, Kethan	g	0-3	0-2	0-0	0	2	2	0	0	2	2	0	0	10	
30	MARTIN, Kelan	g	6-14	3-7	5-6	1	3	4	1	20	2	0	0	0	31	
50	BRUNK, Joey	g	0-0	0-0	0-0	0	0	0	0	0	0	0	0	0	1	
51	FOWLER, Nate	g	4-5	1-1	0-0	0	4	4	2	9	0	0	0	0	13	
Team						2	0	2								
Totals				23-54	8-20	21-26	7	27	34	15	75	13	6	4	1	200
FG % 1st Half: 13-26			50.0%	2nd half: 10-28	35.7%	Game: 23-54			42.6%	Deadball Rebounds 4,4						
3FG % 1st Half: 7-12			58.3%	2nd half: 1-8	12.5%	Game: 8-20			40.0%							
FT % 1st Half: 2-2			100.0	2nd half: 19-24	79.2%	Game: 21-26			80.8%							

Officials: Michael Stephens, Brian O'Connell, Brent Hampton  
Technical fouls: Cincinnati-TEAM. Butler-None.  
Attendance: 9176

Score by periods	1st	2nd	Total
Cincinnati	35	30	65
Butler	35	40	75

Last FG - CIN 2nd-01:18, BUTLER 2nd-03:21.  
Largest lead - CIN by 4 1st-14:02, BUTLER by 12 2nd-05:02.

Points	In	Off	2nd	Fast	Bench
CIN	32	8	14	6	4
BUTLER	26	11	7	0	33

Score tied - 4 times.  
Lead changed - 7 times.

GAME 11 • DEC. 17, 2016  
FAIRLEIGH DICKINSON (68) AT 25/23 CINCINNATI (119)  
FIFTH THIRD ARENA (CINCINNATI, OHIO)

Fairleigh Dickinson 68 • 2-9

#	Player		Total		3-Ptr		Rebounds			PF	TP	A	TO	Blk	Stl	Min
			FG	FGA	FG	FGA	FT	FTA	Off							
12	Kaleb BISHOP	f	0-1	0-0	2-2	1	1	2	3	2	1	2	0	0	20	
34	Mike HOLLOWAY	f	0-0	0-0	0-0	0	1	1	3	0	1	3	0	2	11	
00	Stephan JIGGETTS	g	5-13	3-4	11-12	0	0	0	3	24	5	5	0	1	35	
02	Darian ANDERSON	g	5-15	1-6	2-2	1	2	3	1	13	4	2	0	1	33	
05	Earl POTTS Jr	g	3-13	2-7	0-0	0	5	5	3	8	1	2	1	0	29	
01	Darnell EDGE		1-4	1-1	0-0	0	1	1	4	3	0	2	0	0	15	
13	Mike SCHROBACK		0-1	0-1	2-2	0	2	2	0	2	1	1	0	0	8	
12	Tyrone O'GARRO		2-5	0-0	1-2	2	0	2	2	5	0	2	0	0	10	
22	Ashton MALONE-DUNS		1-1	0-0	0-0	0	0	0	1	2	0	0	0	0	1	
24	Nadi BECIRI		1-4	1-1	2-2	4	2	6	0	5	2	2	0	0	16	
35	Malik MILLER		2-6	0-0	0-0	3	1	4	1	4	0	1	1	1	22	
Team						2	0	2								
Totals				20-63	8-20	20-22	13	15	28	21	68	15	22	2	5	200
FG % 1st Half: 7-29 24.1%			2nd half: 13-34 38.2%			Game: 20-63 31.7%			Deadball Rebounds 3,1							
3FG % 1st Half: 3-8 37.5%			2nd half: 5-12 41.7%			Game: 8-20 40.0%										
FT % 1st Half: 9-10 90.0%			2nd half: 11-12 91.7%			Game: 20-22 90.9%										

Cincinnati 119 • 9-2

#	Player		Total		3-Ptr		Rebounds			PF	TP	A	TO	Blk	Stl	Min
			FG	FGA	FG	FGA	FT	FTA	Off							
11	CLARK, Gary	f	2-3	0-0	2-2	2	6	8	0	6	4	0	1	1	13	
24	WASHINGTON, Kyle	f	6-7	0-0	0-0	2	6	8	0	12	0	5	0	0	21	
01	EVANS, Jacob	g	5-9	2-5	5-8	2	3	5	2	17	4	0	0	0	22	
10	CAUPAIN, Troy	g	3-4	1-1	3-4	1	3	4	2	10	8	1	0	2	22	
25	JOHNSON, Kevin	g	6-10	4-6	2-2	1	1	2	2	18	1	2	1	3	25	
00	MOORE, Quadri		3-5	1-3	2-2	0	2	2	3	9	0	1	0	2	14	
03	JENIFER, Justin		6-11	1-4	0-0	0	0	0	2	13	5	2	0	2	23	
13	SCOTT, Tre		5-5	0-0	0-4	1	2	3	1	10	2	0	1	0	15	
14	BART, Jackson		0-0	0-0	0-0	0	0	0	1	0	0	0	0	0	2	
32	KOZ, John		0-0	0-0	0-0	0	0	0	0	0	0	0	0	0	2	
33	BROOKS, Nysier		3-5	0-0	2-4	1	2	3	2	8	0	0	1	1	15	
34	CUMBERLAND, Jarron		4-8	3-6	0-0	1	3	4	3	11	5	0	0	1	20	
45	TOBLER, Zack		1-1	0-0	3-3	1	1	2	1	5	0	1	0	1	6	
Team						0	0	0								
Totals				44-68	12-25	19-29	12	29	41	19	119	29	12	4	13	200
FG % 1st Half: 23-34 67.6%			2nd half: 21-34 61.8%	Game: 44-68 64.7%			Deadball Rebounds 6									
3FG % 1st Half: 6-11 54.5%			2nd half: 6-14 42.9%	Game: 12-25 48.0%												
FT % 1st Half: 13-22 59.1%			2nd half: 6-7 85.7%	Game: 19-29 65.5%												

Officials: Mike Nance, Rodrick Dixon, Justin Qualls  
Technical fouls: Fairleigh Dickinson-None. Cincinnati-None.  
Attendance: 7017

Score by periods	1st	2nd	Total
Fairleigh Dickinson	26	42	68
Cincinnati	65	54	119

Last FG - FDU 2nd-00:02, CIN 2nd-00:55.  
Largest lead - FDU by 2 1st-18:07, CIN by 53 2nd-04:32.

Score tied - 1 time.  
Lead changed - 2 times.

GAME 10 • DEC. 13, 2016  
TEXAS SOUTHERN (58) AT 25/23 CINCINNATI (96)  
FIFTH THIRD ARENA (CINCINNATI, OHIO)

Texas Southern 58 • 4-6

#	Player		Total		3-Ptr	Rebounds			PF	TP	A	TO	Blk	Stl	Min	
			FG-FGA	FG-FGA	FG-FGA	Off	Def	Tot								
23	Derrick Griffin	f	4-5	0-0	0-0	3	5	8	5	8	2	2	1	0	33	
24	Marvin Jones	c	2-4	0-1	0-0	3	2	5	3	4	0	1	1	0	19	
03	Demontae Jefferson	g	4-20	1-7	4-6	0	0	0	1	13	5	3	0	0	40	
04	Kevin Scott	g	0-3	0-1	0-0	1	0	1	0	0	1	2	0	0	10	
11	Dulani Robinson	g	1-4	1-3	0-0	0	1	1	1	3	2	0	0	0	16	
01	Jalan McCloud	g	2-9	0-2	5-5	1	1	2	0	9	0	0	0	0	23	
02	Zach Lofton	g	2-11	0-3	0-0	0	5	5	1	4	1	1	1	0	20	
05	Tyree Bynum	g	3-6	3-5	1-1	0	0	0	0	10	0	0	0	0	14	
15	Stephan Bennett	g	3-6	0-0	0-0	2	4	6	0	6	2	1	0	0	18	
25	Jamie Rutherford	g	0-1	0-1	1-2	0	1	1	1	1	0	0	0	0	7	
Team						4	4	8								
Totals				21-69	5-23	11-14	14	23	37	12	58	13	10	3	0	200
FG % 1st Half: 10-36			27.8%	2nd half: 11-33	33.3%	Game: 21-69			30.4%	Deadball Rebounds						
3FG % 1st Half: 1-10			10.0%	2nd half: 4-13	30.8%	Game: 5-23			21.7%	2,1						
FT % 1st Half: 2-2			100.0	2nd half: 9-12	75.0%	Game: 11-14			78.6%							



GAME 13 • DEC. 28, 2016  
23/23 CINCINNATI (56) AT TEMPLE (50)  
LIACOURAS CENTER (PHILADELPHIA, PA.)

Cincinnati 56 • 11-2, 1-0

#	Player		Total		3-Ptr	Rebounds			PF	TP	A	TO	Blk	Stl	Min			
			FG-FGA	FG-FGA	FT-FTA	Off	Def	Tot										
11	CLARK, Gary	f	4-10	0-1	3-6	2	4	6	3	11	1	3	2	1	33			
24	WASHINGTON, Kyle	f	2-9	1-3	1-2	3	4	7	1	6	0	1	1	0	18			
01	EVANS, Jacob	g	4-11	0-2	3-4	2	3	5	4	11	1	1	1	2	26			
10	CAUPAIN, Troy	g	2-8	1-3	0-0	0	6	6	2	5	2	1	0	1	37			
25	JOHNSON, Kevin	g	0-3	0-2	5-6	1	2	3	1	5	0	2	0	1	27			
00	MOORE, Quadri		2-4	1-2	0-0	0	0	0	0	5	0	0	0	0	4			
03	JENIFER, Justin		1-3	0-1	0-0	0	0	0	1	2	1	0	0	1	12			
13	SCOTT, Tre		2-3	0-0	1-1	1	5	6	0	5	0	2	1	2	21			
33	BROOKS, Nysier		0-1	0-0	0-0	1	1	2	2	0	0	1	1	0	3			
34	CUMBERLAND, Jarron		2-6	2-4	0-1	3	2	5	2	6	2	3	0	0	19			
Team						1	5	6			1							
Totals						19-58	5-18	13-20	14	32	46	16	56	7	15	6	8	200
FG % 1st Half: 11-31			35.5%	2nd half: 8-27			29.6%	Game: 19-58			32.8%	Deadball						
3FG % 1st Half: 3-11			27.3%	2nd half: 2-7			28.6%	Game: 5-18			27.8%	Rebounds						
FT % 1st Half: 1-1			100.0%	2nd half: 12-19			63.2%	Game: 13-20			65.0%	3						

Temple 50 • 9-5, 0-1

#	Player		Total		3-Ptr	Rebounds			PF	TP	A	TO	Blk	Stl	Min	
			FG-FGA	FG-FGA	FT-FTA	Off	Def	Tot								
00	ENECHIONYIA, Obi	f	3-10	0-5	1-2	0	10	10	3	7	1	4	1	0	36	
24	AFLAKPUI, Ernest	c	2-2	0-0	0-0	4	7	11	5	4	1	3	0	1	28	
02	MOORE II, Alani	g	3-9	3-7	1-2	0	3	3	1	10	0	1	0	0	33	
03	ALSTON, JR., Shizz	g	4-15	1-6	1-2	1	1	2	3	10	3	3	0	1	38	
04	DINGLE, Daniel	g	4-17	1-6	6-9	2	2	4	4	15	2	3	1	2	35	
10	WILLIAMS, Mark		0-2	0-1	0-0	2	2	4	1	0	0	2	0	0	13	
13	ROSE, Quinton		0-5	0-1	4-4	1	1	2	1	4	1	0	0	1	15	
22	ROBBINS, Mike		0-0	0-0	0-0	0	0	0	0	0	0	0	0	0	2	
Team						4	3	7								
Totals				16-60	5-26	13-19	14	29	43	18	50	8	16	2	5	200
FG % 1st Half: 8-29			27.6%	2nd half: 8-31		25.8%	Game: 16-60		26.7%	Deadball						
3FG % 1st Half: 4-12			33.3%	2nd half: 1-14		7.1%	Game: 5-26		19.2%	Rebounds						
FT % 1st Half: 6-8			75.0%	2nd half: 7-11		63.6%	Game: 13-19		68.4%	4						

Officials: Karl Hess, Don Daily, Zelton Steed  
Technical fouls: Cincinnati-None. Temple-None.  
Attendance: 5478

Score by periods	1st	2nd	Total
Cincinnati	26	30	56
Temple	26	24	50

Last FG - CIN 2nd-04:04, TU 2nd-01:31.  
Largest lead - CIN by 9 1st-15:27, TU by 4 2nd-16:24.

Points	In	Off	2nd	Fast	Bench
CIN	24	10	12	4	18
TU	18	10	8	2	4

Score tied - 8 times.  
Lead changed - 4 times.

GAME 15 • JAN. 7, 2017  
22/22 CINCINNATI (67) AT HOUSTON (58)  
HOFHEINZ PAVILLION (HOUSTON, TEXAS)

Cincinnati 67 • 13-2, 3-0

#	Player		Total		3-Ptr	Rebounds			PF	TP	A	TO	Blk	Stl	Min	
			FG-FGA	FG-FGA	FT-FTA	Off	Def	Tot								
01	EVANS, Jacob	f	4-12	3-7	1-3	1	4	5	0	12	3	1	1	1	35	
11	CLARK, Gary	f	4-8	2-4	1-2	4	4	8	1	11	2	1	3	0	34	
24	WASHINGTON, Kyle	f	8-17	1-3	2-4	2	7	9	3	19	0	2	2	1	34	
10	CAUPAIN, Troy	g	3-6	2-3	5-8	1	5	6	3	13	5	0	1	0	25	
25	JOHNSON, Kevin	g	2-9	2-4	4-4	2	3	5	2	10	1	1	0	1	31	
03	JENIFER, Justin		0-2	0-1	0-0	0	1	1	1	0	3	1	0	0	14	
13	SCOTT, Tre		0-0	0-0	0-0	0	0	0	2	0	0	0	1	0	6	
33	BROOKS, Nysier		0-0	0-0	0-0	0	1	1	1	0	0	1	0	0	5	
34	CUMBERLAND, Jarron		1-3	0-2	0-0	0	2	2	2	2	1	2	0	0	16	
Team						3	3	6			2					
Totals				22-57	10-24	13-21	13	30	43	15	67	15	11	8	3	200
FG % 1st Half: 11-31			35.5%	2nd half: 11-26			42.3%	Game: 22-57			38.6%			Deadball		
3FG % 1st Half: 6-14			42.9%	2nd half: 4-10			40.0%	Game: 10-24			41.7%			Rebounds		
FT % 1st Half: 2-5			40.0%	2nd half: 11-16			68.8%	Game: 13-21			61.9%			3		

Houston 58 • 12-4, 3-1

#	Player		Total		3-Ptr	Rebounds			PF	TP	A	TO	Blk	Stl	Min	
			FG-FGA	FG-FGA	FT-FTA	Off	Def	Tot								
00	KNOWLES, Danrad	f	0-3	0-0	0-2	0	2	2	2	0	0	1	0	0	15	
33	MEYER, Kyle	c	0-1	0-0	0-2	0	2	2	2	0	0	0	0	0	12	
21	DOTSON, Damyean	g	4-11	2-7	0-0	2	8	10	3	10	0	2	0	0	40	
25	ROBINSON, Jr., Galen	g	4-12	0-2	2-3	2	3	5	0	10	3	2	0	2	38	
02	GRAY, Rob	g	9-22	0-7	3-3	0	4	4	4	21	1	2	0	0	34	
03	BROOKS, Armoni		0-0	0-0	0-0	0	2	2	3	0	0	1	0	0	7	
12	VANBECK, Wes		3-8	1-3	4-4	2	2	4	2	11	2	1	0	1	23	
13	NKALI, Bertrand		3-6	0-0	0-0	4	1	5	4	6	0	0	4	0	31	
Team						2	3	5	1							
Totals				23-63	3-19	9-14	12	27	39	21	58	6	9	4	3	200
FG % 1st Half: 10-27			37.0%	2nd half: 13-36		36.1%	Game: 23-63		36.5%	Deadball						
3FG % 1st Half: 1-10			10.0%	2nd half: 2-9		22.2%	Game: 3-19		15.8%	Rebounds						
FT % 1st Half: 4-9			44.4%	2nd half: 5-5		100.0	Game: 9-14		64.3%	3						

Officials: Ted Valentine (R), Bill Jacobson (U1), Don Daily (U2)  
Technical fouls: Cincinnati-None. Houston-TEAM.  
Attendance: 4875

Score by periods	1st	2nd	Total
Cincinnati	30	37	67
Houston	25	33	58

Last FG - CIN 2nd-02:58, HOU 2nd-00:24.  
Largest lead - CIN by 14 2nd-12:13, HOU None.

Score tied - 0 times.  
Lead changed - 0 times.

GAME 14 • JAN. 1, 2017  
TULANE (56) AT 23/23 CINCINNATI (92)  
FIFTH THIRD ARENA (CINCINNATI, OHIO)

Tulane 56 • 3-11, 0-2

#	Player		Total		3-Ptr	Rebounds			PF	TP	A	TO	Blk	Stl	Min
			FG-FGA	FG-FGA	FT-FTA	Off	Def	Tot							
15	SMITH, Ryan	c	1-2	0-0	1-3	1	0	1	5	3	2	1	1	0	11
03	ONA EMBO, Ray	g	2-5	0-0	7-9	1	1	2	0	11	2	4	1	0	27
05	REYNOLDS, Cameron	g	5-14	1-4	6-8	1	1	2	3	17	2	1	0	1	34
13	MORGAN, Malik	g	2-5	0-3	0-0	2	1	3	2	4	1	0	0	0	15
35	FRAZIER, Melvin	g	3-9	0-3	3-4	5	4	9	1	9	2	4	1	1	28
02	JOHNSON, Jackson		0-0	0-0	0-0	0	0	0	1	0	0	0	0	0	2
04	CONROY, Riley		0-1	0-0	0-0	0	0	0	0	0	0	0	0	0	1
10	JULIEN, Von		0-2	0-2	0-0	0	0	0	0	0	1	0	0	0	9
11	HARRIS, Kain		3-15	2-7	2-2	0	1	1	2	10	0	3	0	2	23
12	REYES, Sammis		1-3	0-0	0-2	3	8	11	4	2	2	0	2	1	27
14	SLATER, Colin		0-1	0-1	0-0	0	0	0	1	0	1	1	0	0	9
22	JONES, Darian		0-1	0-1	0-0	0	0	0	0	0	0	0	0	0	3
23	PAUL, Blake		0-4	0-0	0-0	0	0	0	2	0	0	0	0	0	11
30	WOODSIDE, Bernard		0-0	0-0	0-0	0	0	0	0	0	0	0	0	0	0+
Team						4	2	6							
Totals			17-62	3-21	19-28	17	18	35	21	56	13	15	5	5	200
FG % 1st Half: 11-30		36.7%	2nd half: 6-32		18.8%	Game: 17-62		27.4%	Deadball						
3FG % 1st Half: 3-11		27.3%	2nd half: 0-10		0.0%	Game: 3-21		14.3%	Rebounds						
FT % 1st Half: 2-4		50.0%	2nd half: 17-24		70.8%	Game: 19-28		67.9%	6,1						

GAME 17 • JAN. 12, 2017  
22/22 CINCINNATI (55) AT EAST CAROLINA (46)  
MINGES COLISEUM (GREENVILLE, N.C.)

Cincinnati 55 • 15-2,5-0 AAC

#	Player	Total		3-Ptr		Rebounds			PF	TP	A	TO	Blk	Stl	Min
		FG-FGA	FG-FGA	FT-FTA	Off Def Tot										
11	CLARK, Gary	f	3-6	0-1	2-2	4	5	9	3	8	1	1	0	1	27
24	WASHINGTON, Kyle	f	6-15	0-0	4-4	3	8	11	1	16	0	1	3	0	26
01	EVANS, Jacob	g	2-7	0-2	6-7	2	2	4	4	10	3	0	1	1	27
10	CAUPAIN, Troy	g	3-5	1-1	1-1	0	4	4	1	8	0	3	0	0	33
25	JOHNSON, Kevin	g	2-11	1-3	0-0	2	3	5	2	5	4	0	0	3	29
00	MOORE, Quadri		0-0	0-0	0-0	0	0	0	0	0	0	0	0	1	5
03	JENIFER, Justin		1-2	0-1	0-0	0	0	0	1	2	0	0	0	0	11
13	SCOTT, Tre		0-2	0-0	0-0	0	3	3	0	0	1	2	0	0	8
33	BROOKS, Nysier		1-3	0-0	0-0	1	3	4	1	2	0	2	5	1	13
34	CUMBERLAND, Jarron		1-7	0-4	2-3	2	2	4	2	4	1	0	0	1	21
Team						2	1	3			2				
Totals			19-58	2-12	15-17	16	31	47	15	55	10	11	9	8	200

FG % 1st Half: 11-31 35.5% 2nd half: 8-27 29.6% Game: 19-58 32.8% Deadball  
3FG % 1st Half: 2-9 22.2% 2nd half: 0-3 0.0% Game: 2-12 16.7% Rebounds  
FT % 1st Half: 7-7 100.0 2nd half: 8-10 80.0% Game: 15-17 88.2%

East Carolina 46 • 9-10 1-5 AAC

#	Player	Total		3-Ptr		Rebounds			PF	TP	A	TO	Blk	Stl	Min
		FG-FGA	FG-FGA	FT-FTA	Off Def Tot										
00	RIAK, Deng	f	0-3	0-1	0-0	2	3	5	2	0	1	1	1	0	25
02	WHITE, Caleb	f	0-7	0-4	0-0	0	0	0	2	0	0	2	0	0	18
31	WASHINGTON, Andre	c	1-3	0-0	0-2	4	3	7	3	2	2	0	5	1	32
04	HUGHES, Elijah	g	5-13	3-9	5-7	0	3	3	4	18	0	0	2	0	33
15	BARKLEY, Kentrell	g	2-10	1-4	4-4	3	7	10	3	9	1	3	0	0	37
01	SHEPPARD, Jeremy		5-16	0-5	3-4	1	2	3	1	13	1	4	0	2	29
13	NZEGE, Michel		2-6	0-0	0-0	2	1	3	1	4	0	1	0	0	18
22	WILKINS, Raquan		0-1	0-0	0-0	0	1	1	0	0	0	0	0	0	4
25	CRAIG, Jabari		0-0	0-0	0-0	0	0	0	1	0	0	0	0	0	4
Team						2	2	4							
Totals			15-59	4-23	12-17	14	22	36	17	46	5	11	8	3	200

FG % 1st Half: 7-29 24.1% 2nd half: 8-30 26.7% Game: 15-59 25.4% Deadball  
3FG % 1st Half: 3-13 23.1% 2nd half: 1-10 10.0% Game: 4-23 17.4% Rebounds  
FT % 1st Half: 6-8 75.0% 2nd half: 6-9 66.7% Game: 12-17 70.6%

Officials: Michael Stephens, Steve Olson, Chris Beaver  
Technical fouls: Cincinnati-None. East Carolina-None.  
Attendance: 4597

Score by periods	1st	2nd	Total
Cincinnati	31	24	55
East Carolina	23	23	46

Last FG - CIN 2nd-03:18, ECU 2nd-02:05.  
Largest lead - CIN by 12 2nd-07:55, ECU by 2 1st-10:54.

Score tied - 2 times.  
Lead changed - 2 times.

GAME 18 • JAN. 18, 2017  
TEMPLE (74) AT 20/20 CINCINNATI (81)  
FIFTH THIRD ARENA (CINCINNATI, OHIO)

Temple 74 • 10-10, 1-6

#	Player	Total		3-Ptr		Rebounds			PF	TP	A	TO	Blk	Stl	Min
		FG-FGA	FG-FGA	FT-FTA	Off Def Tot										
00	ENECHIONYIA, Obi	f	5-9	1-2	0-1	0	4	4	5	11	3	3	0	0	37
04	DINGLE, Daniel	f	2-9	2-6	6-8	1	1	2	2	12	2	2	1	2	39
24	AFLAKPUI, Ernest	c	1-2	0-0	0-0	1	2	3	3	2	0	2	0	0	16
02	MOORE II, Alani	g	2-3	1-1	0-0	1	1	2	1	5	2	2	0	0	32
03	ALSTON, JR., Shizz	g	9-15	5-10	2-2	0	2	2	3	25	6	1	1	5	39
10	WILLIAMS, Mark	g	3-6	1-4	0-0	0	2	2	3	7	1	1	0	0	18
13	ROSE, Quinton		5-7	2-3	0-0	1	4	5	1	12	0	2	1	1	19
Team						1	2	3							
Totals			27-51	12-26	8-11	5	18	23	18	74	14	13	3	8	200

FG % 1st Half: 11-18 61.1% 2nd half: 16-33 48.5% Game: 27-51 52.9% Deadball  
3FG % 1st Half: 3-6 50.0% 2nd half: 9-20 45.0% Game: 12-26 46.2% Rebounds  
FT % 1st Half: 3-4 75.0% 2nd half: 5-7 71.4% Game: 8-11 72.7%

Cincinnati 81 • 16-2, 6-0

#	Player	Total		3-Ptr		Rebounds			PF	TP	A	TO	Blk	Stl	Min
		FG-FGA	FG-FGA	FT-FTA	Off Def Tot										
11	CLARK, Gary	f	2-5	0-1	3-3	4	3	7	1	7	8	3	2	1	35
24	WASHINGTON, Kyle	f	7-14	0-0	2-2	3	1	4	1	16	0	2	1	0	22
01	EVANS, Jacob	g	5-10	1-3	4-6	2	2	4	2	15	3	2	1	1	37
10	CAUPAIN, Troy	g	5-10	0-2	8-9	0	9	9	1	18	7	3	0	0	36
25	JOHNSON, Kevin	g	6-10	3-5	1-2	0	2	2	2	16	4	1	0	1	29
03	JENIFER, Justin		0-1	0-1	0-0	0	0	0	0	0	0	0	0	0	4
13	SCOTT, Tre		1-1	0-0	0-0	1	0	1	1	2	0	1	0	0	5
33	BROOKS, Nysier		1-1	0-0	0-0	1	0	1	1	2	0	0	2	0	9
34	CUMBERLAND, Jarron		1-4	1-2	2-2	0	2	2	3	5	1	0	0	1	23
Team						1	1	2							
Totals			28-56	5-14	20-24	12	20	32	12	81	23	12	6	4	200

FG % 1st Half: 11-33 33.3% 2nd half: 17-23 73.9% Game: 28-56 50.0% Deadball  
3FG % 1st Half: 2-10 20.0% 2nd half: 3-4 75.0% Game: 5-14 35.7% Rebounds  
FT % 1st Half: 2-2 100.0 2nd half: 18-22 81.8% Game: 20-24 83.3%

Officials: Mike Stuart, Lee Cassell, Byron Jarrett  
Technical fouls: Temple-None. Cincinnati-None.  
Attendance: 10718

Score by periods	1st	2nd	Total
Temple	28	46	74
Cincinnati	26	55	81

Points	In	Off	2nd	Fast	Bench
TU	22	24	6	12	19
CIN	36	19	7	4	9

Last FG - TU 2nd-00:24, CIN 2nd-02:02.  
Largest lead - TU by 6 2nd-16:57, CIN by 13 2nd-05:58.

Score tied - 6 times.  
Lead changed - 6 times.

GAME 19 • JAN. 21, 2017  
20/20 CINCINNATI AT TULANE  
DEVLIN FIELDHOUSE (NEW ORLEANS, LA.)

GAME 20 • JAN. 26, 2017 • SKYLINE CHILI CROSSTOWN SHOOTOUT  
XAVIER AT CINCINNATI  
FIFTH THIRD ARENA (CINCINNATI, OHIO)



**2016-17 Cincinnati Basketball**  
**Cincinnati Combined Team Statistics (as of Jan 18, 2017)**  
**All games**



<b>RECORD:</b>	<b>OVERALL</b>	<b>HOME</b>	<b>AWAY</b>	<b>NEUTRAL</b>
ALL GAMES	16-2	11-0	4-1	1-1
CONFERENCE	6-0	3-0	3-0	0-0
NON-CONFERENCE	10-2	8-0	1-1	1-1

#	Player	gp-gs	min	avg	Total		3-Point		F-Throw		Rebounds				pf dq		a	to	blk	stl	pts	avg
					fg-fga	fg%	3fg-fga	3fg%	ft-fa	ft%	off	def	tot	avg	pf	dq						
01	EVANS, Jacob	18-18	561	31.2	87-179	.486	31-77	.403	49-67	.731	26	48	74	4.1	38	0	47	25	12	23	254	14.1
24	WASHINGTON, Kyle	18-17	438	24.3	105-197	.533	8-19	.421	32-46	.696	41	92	133	7.4	37	1	19	30	28	6	250	13.9
10	CAUPAIN, Troy	18-18	570	31.7	69-162	.426	21-63	.333	33-50	.660	11	93	104	5.8	29	0	82	25	7	20	192	10.7
11	CLARK, Gary	18-18	495	27.5	74-129	.574	6-22	.273	27-45	.600	50	75	125	6.9	30	0	45	20	24	18	181	10.1
25	JOHNSON, Kevin	18-18	511	28.4	55-140	.393	24-77	.312	20-25	.800	12	32	44	2.4	33	0	27	23	3	23	154	8.6
34	CUMBERLAND, Jarron	18-0	290	16.1	35-82	.427	17-47	.362	25-36	.694	18	26	44	2.4	31	0	26	14	5	14	112	6.2
13	SCOTT, Tre	18-0	241	13.4	33-62	.532	0-2	.000	11-22	.500	17	49	66	3.7	13	0	16	12	14	6	77	4.3
03	JENIFER, Justin	18-0	272	15.1	28-65	.431	12-33	.364	6-12	.500	5	15	20	1.1	17	0	39	11	0	10	74	4.1
33	BROOKS, Nysier	18-0	148	8.2	19-34	.559	0-0	.000	13-22	.591	10	16	26	1.4	28	1	1	10	16	4	51	2.8
00	MOORE, Quadri	12-1	93	7.8	14-35	.400	3-9	.333	3-4	.750	5	11	16	1.3	12	0	0	9	2	4	34	2.8
45	TOBLER, Zack	7-0	16	2.3	3-9	.333	2-3	.667	4-5	.800	1	5	6	0.9	4	0	0	2	0	2	12	1.7
32	KOZ, John	5-0	7	1.4	0-1	.000	0-1	.000	0-0	.000	0	1	1	0.2	0	0	1	0	0	0	0	0.0
14	BART, Jackson	6-0	8	1.3	0-2	.000	0-2	.000	0-0	.000	0	0	0	0.0	2	0	0	0	0	0	0	0.0
Team											18	22	40		1		10					
Total.....		18	3650		522-1097	.476	124-355	.349	223-334	.668	214	485	699	38.8	275	2	303	191	111	130	1391	77.3
Opponents.....		18	3650		388-1065	.364	125-402	.311	204-273	.747	209	396	605	33.6	310	-	198	240	54	69	1105	61.4

<b>TEAM STATISTICS</b>	<b>CIN</b>	<b>OPP</b>
SCORING	1391	1105
Points per game	77.3	61.4
Scoring margin	+15.9	-
FIELD GOALS-ATT	522-1097	388-1065
Field goal pct	.476	.364
3 POINT FG-ATT	124-355	125-402
3-point FG pct	.349	.311
3-pt FG made per game	6.9	6.9
FREE THROWS-ATT	223-334	204-273
Free throw pct	.668	.747
F-Throws made per game	12.4	11.3
REBOUNDS	699	605
Rebounds per game	38.8	33.6
Rebounding margin	+5.2	-
ASSISTS	303	198
Assists per game	16.8	11.0
TURNOVERS	191	240
Turnovers per game	10.6	13.3
Turnover margin	+2.7	-
Assist/turnover ratio	1.6	0.8
STEALS	130	69
Steals per game	7.2	3.8
BLOCKS	111	54
Blocks per game	6.2	3.0
ATTENDANCE	89235	56818
Home games-Avg/Game	11-8112	5-7702
Neutral site-Avg/Game	-	2-9154

<b>Date</b>	<b>Opponent</b>		<b>Score</b>	<b>Att.</b>
11/11/16	BROWN	w	84-55	6504
11/14/16	ALBANY	w	74-51	5864
11/19/16	vs Rhode Island	L	71-76	9189
11/20/16	vs Penn State	w	71-50	9119
11/23/16	SAMFORD	w	70-55	7422
11/26/16	LIPSCOMB	w	91-68	5724
12-01-16	at Iowa State	Wot	55-54	14384
12/04/16	BOWLING GREEN	w	85-56	7162
12/10/16	at Butler	L	65-75	9176
12/13/16	TEXAS SOUTHERN	w	96-58	6612
12/17/16	FAIRLEIGH DICKINSON	w	119-68	7017
12/22/16	MARSHALL	Wot	93-91	10540
* 12/28/16	at Temple	w	56-50	5478
* 01/01/17	TULANE	w	92-56	10328
* 1/7/17	at Houston	w	67-58	4875
* 01/12/17	SMU	w	66-64	11344
* 01/15/17	at East Carolina	w	55-46	4597
* 01/18/17	TEMPLE	w	81-74	10718

\* = Conference game

<b>Score by Periods</b>	<b>1st</b>	<b>2nd</b>	<b>OT</b>	<b>Totals</b>
Cincinnati	642	731	18	1391
Opponents	503	587	15	1105



**2016-17 Cincinnati Basketball**  
**Cincinnati Combined Team Statistics (as of Jan 18, 2017)**  
**Conference games**



RECORD:	OVERALL	HOME	AWAY	NEUTRAL
ALL GAMES	6-0	3-0	3-0	0-0
CONFERENCE	6-0	3-0	3-0	0-0
NON-CONFERENCE	0-0	0-0	0-0	0-0

#	Player	gp-gs	min	avg	Total		3-Point		F-Throw		Rebounds						a	to	blk	stl	pts	avg
					fg-fga	fg%	3fg-fga	3fg%	ft-fa	ft%	off	def	tot	avg	pf	dq						
24	WASHINGTON, Kyle	6-6	151	25.2	31-67	.463	3-7	.429	12-15	.800	12	27	39	6.5	9	0	7	9	11	3	77	12.8
10	CAUPAIN, Troy	6-6	193	32.2	21-46	.457	11-21	.524	16-22	.727	1	36	37	6.2	10	0	28	8	1	3	69	11.5
01	EVANS, Jacob	6-6	180	30.0	21-58	.362	7-22	.318	14-21	.667	8	15	23	3.8	12	0	18	7	6	7	63	10.5
25	JOHNSON, Kevin	6-6	173	28.8	19-52	.365	12-27	.444	10-12	.833	5	13	18	3.0	9	0	12	7	0	6	60	10.0
11	CLARK, Gary	6-6	180	30.0	23-42	.548	4-10	.400	9-13	.692	18	24	42	7.0	12	0	17	9	7	5	59	9.8
34	CUMBERLAND, Jarron	6-0	116	19.3	12-31	.387	7-18	.389	11-16	.688	6	13	19	3.2	14	0	7	9	1	4	42	7.0
45	TOBLER, Zack	1-0	3	3.0	1-2	.500	1-1	1.000	0-0	.000	0	0	0	0.0	2	0	0	1	0	0	3	3.0
13	SCOTT, Tre	6-0	75	12.5	7-15	.467	0-1	.000	3-3	1.000	4	18	22	3.7	4	0	2	6	3	2	17	2.8
03	JENIFER, Justin	6-0	65	10.8	5-14	.357	1-7	.143	2-2	1.000	1	2	3	0.5	4	0	8	1	0	1	13	2.2
00	MOORE, Quadri	3-0	13	4.3	2-4	.500	1-2	.500	0-0	.000	0	0	0	0.0	0	0	0	0	0	1	5	1.7
33	BROOKS, Nysier	6-0	47	7.8	4-8	.500	0-0	.000	1-2	.500	3	6	9	1.5	11	1	0	5	9	1	9	1.5
14	BART, Jackson	1-0	2	2.0	0-2	.000	0-2	.000	0-0	.000	0	0	0	0.0	0	0	0	0	0	0	0	0.0
32	KOZ, John	1-0	2	2.0	0-0	.000	0-0	.000	0-0	.000	0	0	0	0.0	0	0	0	0	0	0	0	0.0
Team											8	12	20					5				
Total.....		6	1200		146-341	.428	47-118	.398	78-106	.736	66	166	232	38.7	87	1	99	67	38	33	417	69.5
Opponents.....		6	1200		122-355	.344	36-138	.261	68-99	.687	75	138	213	35.5	107	-	60	71	26	27	348	58.0

TEAM STATISTICS	CIN	OPP
SCORING	417	348
Points per game	69.5	58.0
Scoring margin	+11.5	-
FIELD GOALS-ATT	146-341	122-355
Field goal pct	.428	.344
3 POINT FG-ATT	47-118	36-138
3-point FG pct	.398	.261
3-pt FG made per game	7.8	6.0
FREE THROWS-ATT	78-106	68-99
Free throw pct	.736	.687
F-Throws made per game	13.0	11.3
REBOUNDS	232	213
Rebounds per game	38.7	35.5
Rebounding margin	+3.2	-
ASSISTS	99	60
Assists per game	16.5	10.0
TURNOVERS	67	71
Turnovers per game	11.2	11.8
Turnover margin	+0.7	-
Assist/turnover ratio	1.5	0.8
STEALS	33	27
Steals per game	5.5	4.5
BLOCKS	38	26
Blocks per game	6.3	4.3
ATTENDANCE	32390	14950
Home games-Avg/Game	3-10797	3-4983
Neutral site-Avg/Game	-	0-0

Date	Opponent		Score	Att.
* 12/28/16	at Temple	w	56-50	5478
* 01/01/17	TULANE	w	92-56	10328
* 1/7/17	at Houston	w	67-58	4875
* 01/12/17	SMU	w	66-64	11344
* 01/15/17	at East Carolina	w	55-46	4597
* 01/18/17	TEMPLE	w	81-74	10718

\* = Conference game

Score by Periods	1st	2nd	Totals
Cincinnati	186	231	417
Opponents	156	192	348





**2016-17 Cincinnati Basketball**  
**Cincinnati Team Game-by-Game Comparison (as of Jan 18, 2017)**  
**All games**



Opponent	1st	2nd	Score	Mar	Total FG	FG Pct	3-Pointers	3FG Pct	Free Throws	FT Pct	Rebounds	Assist	T/Over	Block	Steal	Fouls
BROWN	43/25	41/30	84-55	+29	33-57/18-57	.579/.316	6-22/10-25	.273/.400	12-20/9-14	.600/.643	43/23 +20	23/10	12/14	9/1	10/3	16/21
ALBANY	29/27	45/24	74-51	+23	28-61/20-48	.459/.417	5-21/2-14	.238/.143	13-20/9-14	.650/.643	34/33 +1	16/8	10/22	6/1	13/4	21/19
Rhode Island	39/31	32/45	71-76	(5)	23-54/26-58	.426/.448	8-20/8-20	.400/.400	17-23/16-20	.739/.800	30/39 (9)	8/15	11/10	7/5	4/5	18/21
Penn State	34/19	37/31	71-50	+21	30-60/17-49	.500/.347	6-17/5-20	.353/.250	5-10/11-12	.500/.917	40/26 +14	14/8	14/19	4/2	9/5	16/15
SAMFORD	30/35	40/20	70-55	+15	27-63/19-58	.429/.328	4-20/8-27	.200/.296	12-20/9-11	.600/.818	42/34 +8	12/9	10/16	10/1	9/2	13/14
LIPSCOMB	40/28	51/40	91-68	+23	31-59/28-66	.525/.424	8-17/7-27	.471/.259	21-29/5-6	.724/.833	31/39 (8)	20/14	11/19	8/4	8/3	14/22
Iowa State	25/24	25/26	55-54	+1	22-62/22-60	.355/.367	3-21/5-21	.143/.238	8-10/5-11	.800/.455	46/34 +12	9/5	14/7	5/3	4/6	13/13
BOWLING GREEN	41/24	44/32	85-56	+29	34-61/21-57	.557/.368	6-15/6-17	.400/.353	11-14/8-12	.786/.667	38/28 +10	18/10	8/9	7/0	6/2	14/14
Butler	35/35	30/40	65-75	(10)	26-65/23-54	.400/.426	6-26/8-20	.231/.400	7-13/21-26	.538/.808	35/34 +1	8/13	8/6	1/4	4/1	20/15
TEXAS SOUTHERN	37/23	59/35	96-58	+38	40-71/21-69	.563/.304	6-17/5-23	.353/.217	10-17/11-14	.588/.786	44/37 +7	26/13	3/10	4/3	8/0	12/12
FAIRLEIGH DICKINSON	65/26	54/42	119-68	+51	44-68/20-63	.647/.317	12-25/8-20	.480/.400	19-29/20-22	.655/.909	41/28 +13	29/15	12/22	4/2	13/5	19/21
MARSHALL	38/50	42/30	93-91	+2	38-75/31-71	.507/.437	7-16/17-30	.438/.567	10-23/12-12	.435/1000	43/37 +6	21/18	11/15	8/2	9/6	12/16
Temple	26/26	30/24	56-50	+6	19-58/16-60	.328/.267	5-18/5-26	.278/.192	13-20/13-19	.650/.684	46/43 +3	7/8	15/16	6/2	8/5	16/18
TULANE	39/27	53/29	92-56	+36	33-58/17-62	.569/.274	13-24/3-21	.542/.143	13-17/19-28	.765/.679	37/35 +2	25/13	14/15	3/5	9/5	19/21
Houston	30/25	37/33	67-58	+9	22-57/23-63	.386/.365	10-24/3-19	.417/.158	13-21/9-14	.619/.643	43/39 +4	15/6	11/9	8/4	3/3	15/21
SMU	34/27	32/37	66-64	+2	25-54/24-60	.463/.400	12-26/9-23	.462/.391	4-7/7-10	.571/.700	27/37 (10)	19/14	4/7	6/4	1/3	10/12
East Carolina	31/23	24/23	55-46	+9	19-58/15-59	.328/.254	2-12/4-23	.167/.174	15-17/12-17	.882/.706	47/36 +11	10/5	11/11	9/8	8/3	15/17
TEMPLE	26/28	55/46	81-74	+7	28-56/27-51	.500/.529	5-14/12-26	.357/.462	20-24/8-11	.833/.727	32/23 +9	23/14	12/13	6/3	4/8	12/18

Note: Game totals are displayed in the format TEAM/OPPONENT for each category



**2016-17 Cincinnati Basketball**  
**Cincinnati Game-by-Game Highs (as of Jan 18, 2017)**  
**All games**



Opponent	Date	Score	Points	Rebounds	Assists	Steals	Blocked shots
BROWN	11/11/16	84-55	23-EVANS, Jacob	12-WASHINGTON, Ky	6-CAUPAIN, Troy	3-CLARK, Gary	2-CLARK, Gary WASHINGTON, Kyl
ALBANY	11/14/16	74-51	19-EVANS, Jacob	5-MOORE, Quadri	5-CAUPAIN, Troy JENIFER, Justin	4-CAUPAIN, Troy	2-CLARK, Gary
vs Rhode Island	11/19/16	71-76	25-EVANS, Jacob	10-WASHINGTON, Ky	5-CAUPAIN, Troy	2-CAUPAIN, Troy	4-WASHINGTON, Kyl
vs Penn State	11/20/16	71-50	16-WASHINGTON, Ky	17-WASHINGTON, Ky	4-CAUPAIN, Troy	3-CLARK, Gary	2-CLARK, Gary
SAMFORD	11/23/16	70-55	18-WASHINGTON, Ky	12-WASHINGTON, Ky	4-CAUPAIN, Troy	3-JOHNSON, Kevin	3-WASHINGTON, Kyl BROOKS, Nysier
LIPSCOMB	11/26/16	91-68	17-CUMBERLAND, Ja	9-SCOTT, Tre	5-CAUPAIN, Troy SCOTT, Tre	3-CUMBERLAND, Ja	5-SCOTT, Tre
at Iowa State	12-01-16	55-54	13-WASHINGTON, Ky	10-CAUPAIN, Troy WASHINGTON, Kyl CLARK, Gary	2-EVANS, Jacob CLARK, Gary	1-EVANS, Jacob MOORE, Quadri CAUPAIN, Troy JOHNSON, Kevin	3-CLARK, Gary
BOWLING GREEN	12/04/16	85-56	24-WASHINGTON, Ky	6-WASHINGTON, Kyl CUMBERLAND, Jar CLARK, Gary	4-CAUPAIN, Troy	2-SCOTT, Tre	3-WASHINGTON, Kyl
at Butler	12/10/16	65-75	22-CAUPAIN, Troy	12-CLARK, Gary	2-CAUPAIN, Troy JOHNSON, Kevin	1-CLARK, Gary JOHNSON, Kevin CUMBERLAND, Jar CAUPAIN, Troy	1-EVANS, Jacob
TEXAS SOUTHERN	12/13/16	96-58	18-CUMBERLAND, Ja	9-WASHINGTON, Kyl	9-JENIFER, Justin	2-CLARK, Gary	1-WASHINGTON, Kyl CUMBERLAND, Jar BROOKS, Nysier SCOTT, Tre
FAIRLEIGH DICKINSON	12/17/16	119-68	18-JOHNSON, Kevin	8-CLARK, Gary WASHINGTON, Kyl	8-CAUPAIN, Troy	3-JOHNSON, Kevin	1-BROOKS, Nysier SCOTT, Tre JOHNSON, Kevin CLARK, Gary
MARSHALL	12/22/16	93-91	26-CLARK, Gary	12-CAUPAIN, Troy	6-CAUPAIN, Troy	4-EVANS, Jacob	2-CLARK, Gary
at Temple	12/28/16	56-50	11-EVANS, Jacob CLARK, Gary	7-WASHINGTON, Kyl	2-CAUPAIN, Troy CUMBERLAND, Jar	2-SCOTT, Tre EVANS, Jacob	2-CLARK, Gary
TULANE	01/01/17	92-56	19-CUMBERLAND, Ja	10-SCOTT, Tre	8-CAUPAIN, Troy	2-CAUPAIN, Troy EVANS, Jacob WASHINGTON, Kyl CUMBERLAND, Jar	1-CUMBERLAND, Ja BROOKS, Nysier WASHINGTON, Kyl
at Houston	1/7/17	67-58	19-WASHINGTON, Ky	9-WASHINGTON, Kyl	5-CAUPAIN, Troy	1-WASHINGTON, Kyl JOHNSON, Kevin EVANS, Jacob	3-CLARK, Gary
SMU	01/12/17	66-64	18-CLARK, Gary	7-CAUPAIN, Troy	6-CAUPAIN, Troy EVANS, Jacob	1-CLARK, Gary	3-WASHINGTON, Kyl
at East Carolina	01/15/17	55-46	16-WASHINGTON, Ky	11-WASHINGTON, Ky	4-JOHNSON, Kevin	3-JOHNSON, Kevin	5-BROOKS, Nysier
TEMPLE	01/18/17	81-74	18-CAUPAIN, Troy	9-CAUPAIN, Troy	8-CLARK, Gary	1-JOHNSON, Kevin CLARK, Gary EVANS, Jacob CUMBERLAND, Jar	2-BROOKS, Nysier CLARK, Gary



**2016-17 Cincinnati Basketball**  
**Cincinnati Points-Rebounds-Assists (as of Jan 18, 2017)**  
**All games**



Opponent	Date	Score		00 MOORE,QUAD	01 EVANS,JACO	03 JENIFER,JU	10 CAUPAIN,TR	11 CLARK,GARY	13 SCOTT,TRE	14 BART,JACKS
BROWN	11/11/16	84-55	w	4-1-0	23-3-3	6-5-2	10-7-6	14-9-4	6-2-0	DNP
ALBANY	11/14/16	74-51	w	6-5-0	19-3-3	6-1-5	8-4-5	2-4-1	4-3-0	0-0-0
vs Rhode Island	11/19/16	71-76	L	DNP	25-6-0	3-0-0	12-4-5	4-6-2	0-0-0	DNP
vs Penn State	11/20/16	71-50	w	2-0-0	14-5-0	3-1-1	12-3-4	9-6-2	10-3-1	DNP
SAMFORD	11/23/16	70-55	w	DNP	12-7-3	0-0-1	7-5-4	13-7-0	0-2-0	DNP
LIPSCOMB	11/26/16	91-68	w	3-3-0	14-4-4	5-2-2	8-5-5	2-2-0	9-9-5	0-0-0
at Iowa State	12-01-16	55-54	w	0-1-0	11-3-2	0-0-1	7-10-1	11-10-2	0-3-1	DNP
BOWLING GREEN	12/04/16	85-56	w	1-0-0	7-3-3	14-3-1	12-4-4	8-6-3	2-4-1	0-0-0
at Butler	12/10/16	65-75	L	0-3-0	14-5-1	0-2-1	22-5-2	14-12-1	0-3-0	DNP
TEXAS SOUTHERN	12/13/16	96-58	w	4-1-0	10-3-1	8-2-9	8-4-4	13-3-6	11-7-3	0-0-0
FAIRLEIGH DICKINSON	12/17/16	119-68	w	9-2-0	17-5-4	13-0-5	10-4-8	6-8-4	10-3-2	0-0-0
MARSHALL	12/22/16	93-91	w	DNP	25-4-5	3-1-3	7-12-6	26-10-3	8-5-1	DNP
at Temple	12/28/16	56-50	w	5-0-0	11-5-1	2-0-1	5-6-2	11-6-1	5-6-0	DNP
TULANE	01/01/17	92-56	w	DNP	13-0-2	9-1-4	9-5-8	4-7-3	6-10-1	0-0-0
at Houston	1/7/17	67-58	w	DNP	12-5-3	0-1-3	13-6-5	11-8-2	0-0-0	DNP
SMU	01/12/17	66-64	w	0-0-0	2-5-6	0-1-0	16-7-6	18-5-2	4-2-0	DNP
at East Carolina	01/15/17	55-46	w	0-0-0	10-4-3	2-0-0	8-4-0	8-9-1	0-3-1	DNP
TEMPLE	01/18/17	81-74	w	DNP	15-4-3	0-0-0	18-9-7	7-7-8	2-1-0	DNP

Opponent	Date	Score		24 WASHINGTON	25 JOHNSON,KE	32 KOZ,JOHN	33 BROOKS,NYS	34 CUMBERLAND	45 TOBLER,ZAC
BROWN	11/11/16	84-55	w	16-12-5	0-2-1	DNP	1-1-0	3-0-2	1-1-0
ALBANY	11/14/16	74-51	w	13-3-0	4-4-0	0-0-0	1-1-1	11-2-1	0-1-0
vs Rhode Island	11/19/16	71-76	L	23-10-0	3-1-0	DNP	1-0-0	0-2-1	DNP
vs Penn State	11/20/16	71-50	w	16-17-2	3-1-1	DNP	0-1-0	2-1-3	DNP
SAMFORD	11/23/16	70-55	w	18-12-1	10-1-2	DNP	10-4-0	0-2-1	DNP
LIPSCOMB	11/26/16	91-68	w	15-2-2	13-3-1	DNP	5-0-0	17-1-1	0-0-0
at Iowa State	12-01-16	55-54	w	13-10-1	11-4-1	DNP	2-4-0	0-0-0	DNP
BOWLING GREEN	12/04/16	85-56	w	24-6-0	6-2-2	0-1-1	6-1-0	2-6-3	3-0-0
at Butler	12/10/16	65-75	L	7-0-0	4-2-2	DNP	0-0-0	4-1-1	DNP
TEXAS SOUTHERN	12/13/16	96-58	w	8-9-1	10-2-1	0-0-0	6-2-0	18-6-1	0-2-0
FAIRLEIGH DICKINSON	12/17/16	119-68	w	12-8-0	18-2-1	0-0-0	8-3-0	11-4-5	5-2-0
MARSHALL	12/22/16	93-91	w	8-5-0	12-2-3	DNP	2-0-0	2-0-0	DNP
at Temple	12/28/16	56-50	w	6-7-0	5-3-0	DNP	0-2-0	6-5-2	DNP
TULANE	01/01/17	92-56	w	9-3-4	15-3-2	0-0-0	5-1-0	19-4-1	3-0-0
at Houston	1/7/17	67-58	w	19-9-0	10-5-1	DNP	0-1-0	2-2-1	DNP
SMU	01/12/17	66-64	w	11-5-3	9-0-1	DNP	0-0-0	6-2-1	DNP
at East Carolina	01/15/17	55-46	w	16-11-0	5-5-4	DNP	2-4-0	4-4-1	DNP
TEMPLE	01/18/17	81-74	w	16-4-0	16-2-4	DNP	2-1-0	5-2-1	DNP



**2016-17 Cincinnati Basketball**  
**Cincinnati Season/Career Statistics (as of Jan 18, 2017)**  
**All games**



**SEASON STATISTICS**

**CAREER STATISTICS**

SUMMARY	gp-gs	min/g	fg%	3fg%	ft%	r/g	a/g	stl	blk	pts/g	gp-gs	min/g	fg%	3fg%	ft%	r/g	a/g	stl	blk	pts/g
EVANS, Jacob	18-18	31.2	.486	.403	.731	4.1	2.6	23	12	14.1	51-26	26.8	.419	.358	.764	4.1	2.0	50	39	10.4
WASHINGTON, Kyle	18-17	24.3	.533	.421	.696	7.4	1.1	6	28	13.9	18-17	24.3	.533	.421	.696	7.4	1.1	6	28	13.9
CAUPAIN, Troy	18-18	31.7	.426	.333	.660	5.8	4.6	20	7	10.7	119-84	28.5	.403	.343	.768	3.6	3.7	129	28	9.5
CLARK, Gary	18-18	27.5	.574	.273	.600	6.9	2.5	18	24	10.1	85-84	28.7	.533	.365	.651	7.8	2.0	94	118	9.3
JOHNSON, Kevin	18-18	28.4	.393	.312	.800	2.4	1.5	23	3	8.6	118-44	19.4	.375	.323	.756	1.5	1.3	94	12	5.9
CUMBERLAND, Jarron	18-0	16.1	.427	.362	.694	2.4	1.4	14	5	6.2	18-0	16.1	.427	.362	.694	2.4	1.4	14	5	6.2
SCOTT, Tre	18-0	13.4	.532	.000	.500	3.7	0.9	6	14	4.3	18-0	13.4	.532	.000	.500	3.7	0.9	6	14	4.3
JENIFER, Justin	18-0	15.1	.431	.364	.500	1.1	2.2	10	0	4.1	45-0	11.2	.398	.349	.625	0.8	1.6	24	0	3.1
BROOKS, Nysier	18-0	8.2	.559	.000	.591	1.4	0.1	4	16	2.8	18-0	8.2	.559	.000	.591	1.4	0.1	4	16	2.8
MOORE, Quadri	12-1	7.8	.400	.333	.750	1.3	0.0	4	2	2.8	64-1	7.8	.386	.314	.711	1.2	0.1	19	8	2.3
TOBLER, Zack	7-0	2.3	.333	.667	.800	0.9	0.0	2	0	1.7	29-0	2.0	.261	.286	.556	0.4	0.0	2	0	0.8
KOZ, John	5-0	1.4	.000	.000	.000	0.2	0.2	0	0	0.0	5-0	1.4	.000	.000	.000	0.2	0.2	0	0	0.0
BART, Jackson	6-0	1.3	.000	.000	.000	0.0	0.0	0	0	0.0	6-0	1.3	.000	.000	.000	0.0	0.0	0	0	0.0

SCORING	fg-fga	fg%	3fg-fga	3fg%	ft-fta	ft%	pts	pts/g	fg-fga	fg%	3fg-fga	3fg%	ft-fta	ft%	pts	pts/g
EVANS, Jacob	87-179	.486	31-77	.403	49-67	.731	254	14.1	181-432	.419	76-212	.358	94-123	.764	532	10.4
WASHINGTON, Kyle	105-197	.533	8-19	.421	32-46	.696	250	13.9	105-197	.533	8-19	.421	32-46	.696	250	13.9
CAUPAIN, Troy	69-162	.426	21-63	.333	33-50	.660	192	10.7	372-924	.403	126-367	.343	262-341	.768	1132	9.5
CLARK, Gary	74-129	.574	6-22	.273	27-45	.600	181	10.1	310-582	.533	19-52	.365	151-232	.651	790	9.3
JOHNSON, Kevin	55-140	.393	24-77	.312	20-25	.800	154	8.6	238-634	.375	122-378	.323	99-131	.756	697	5.9
CUMBERLAND, Jarron	35-82	.427	17-47	.362	25-36	.694	112	6.2	35-82	.427	17-47	.362	25-36	.694	112	6.2
SCOTT, Tre	33-62	.532	0-2	.000	11-22	.500	77	4.3	33-62	.532	0-2	.000	11-22	.500	77	4.3
JENIFER, Justin	28-65	.431	12-33	.364	6-12	.500	74	4.1	49-123	.398	22-63	.349	20-32	.625	140	3.1
BROOKS, Nysier	19-34	.559	0-0	.000	13-22	.591	51	2.8	19-34	.559	0-0	.000	13-22	.591	51	2.8
MOORE, Quadri	14-35	.400	3-9	.333	3-4	.750	34	2.8	56-145	.386	11-35	.314	27-38	.711	150	2.3
TOBLER, Zack	3-9	.333	2-3	.667	4-5	.800	12	1.7	6-23	.261	2-7	.286	10-18	.556	24	0.8
KOZ, John	0-1	.000	0-1	.000	0-0	.000	0	0.0	0-1	.000	0-1	.000	0-0	.000	0	0.0
BART, Jackson	0-2	.000	0-2	.000	0-0	.000	0	0.0	0-2	.000	0-2	.000	0-0	.000	0	0.0

TOTALS	o-reb	d-reb	t-reb	pf	fo	ast	to	a/to	o-reb	d-reb	t-reb	pf	fo	ast	to	a/to
EVANS, Jacob	26	48	74	38	0	47	25	1.9	62	147	209	99	2	101	50	2.0
WASHINGTON, Kyle	41	92	133	37	1	19	30	0.6	41	92	133	37	1	19	30	0.6
CAUPAIN, Troy	11	93	104	29	0	82	25	3.3	57	372	429	176	1	439	199	2.2
CLARK, Gary	50	75	125	30	0	45	20	2.3	257	404	661	160	0	172	100	1.7
JOHNSON, Kevin	12	32	44	33	0	27	23	1.2	56	125	181	194	0	148	132	1.1
CUMBERLAND, Jarron	18	26	44	31	0	26	14	1.9	18	26	44	31	0	26	14	1.9
SCOTT, Tre	17	49	66	13	0	16	12	1.3	17	49	66	13	0	16	12	1.3
JENIFER, Justin	5	15	20	17	0	39	11	3.5	7	31	38	35	0	73	28	2.6
BROOKS, Nysier	10	16	26	28	1	1	10	0.1	10	16	26	28	1	1	10	0.1
MOORE, Quadri	5	11	16	12	0	0	9	0.0	24	54	78	59	1	8	46	0.2
TOBLER, Zack	1	5	6	4	0	0	2	0.0	5	7	12	10	0	1	4	0.3
KOZ, John	0	1	1	0	0	1	0	0.0	0	1	1	0	0	1	0	0.0
BART, Jackson	0	0	0	2	0	0	0	0.0	0	0	0	2	0	0	0	0.0





**2016-17 Cincinnati Basketball**  
**Cincinnati Team High/Low Analysis (as of Jan 18, 2017)**  
**All games**



**Cincinnati - TEAM GAME HIGHS**

POINTS	119	FAIRLEIGH DICKINSON (12/17/16)
	96	TEXAS SOUTHERN (12/13/16)
	93	MARSHALL (12/22/16)
	92	TULANE (01/01/17)
	91	LIPSCOMB (11/26/16)
FIELD GOALS MADE	44	FAIRLEIGH DICKINSON (12/17/16)
	40	TEXAS SOUTHERN (12/13/16)
FIELD GOAL ATTEMPTS	75	MARSHALL (12/22/16)
	71	TEXAS SOUTHERN (12/13/16)
FIELD GOAL PERCENTAGE	.647 (44-68)	FAIRLEIGH DICKINSON (12/17/16)
	.579 (33-57)	BROWN (11/11/16)
3 PT FIELD GOALS MADE	13	TULANE (01/01/17)
	12	SMU (01/12/17)
	12	FAIRLEIGH DICKINSON (12/17/16)
3 PT FG ATTEMPTS	26	SMU (01/12/17)
	26	at Butler (12/10/16)
3 PT FG PERCENTAGE	.542 (13-24)	TULANE (01/01/17)
	.480 (12-25)	FAIRLEIGH DICKINSON (12/17/16)
FREE THROWS MADE	21	LIPSCOMB (11/26/16)
	20	TEMPLE (01/18/17)
FREE THROW ATTEMPTS	29	FAIRLEIGH DICKINSON (12/17/16)
	29	LIPSCOMB (11/26/16)
FREE THROW PERCENTAGE	.882 (15-17)	at East Carolina (01/15/17)
	.833 (20-24)	TEMPLE (01/18/17)
REBOUNDS	47	at East Carolina (01/15/17)
	46	at Temple (12/28/16)
	46	at Iowa State (12-01-16)
ASSISTS	29	FAIRLEIGH DICKINSON (12/17/16)
	26	TEXAS SOUTHERN (12/13/16)
STEALS	13	FAIRLEIGH DICKINSON (12/17/16)
	13	ALBANY (11/14/16)
BLOCKED SHOTS	10	SAMFORD (11/23/16)
	9	at East Carolina (01/15/17)
	9	BROWN (11/11/16)
TURNOVERS	15	at Temple (12/28/16)
	14	TULANE (01/01/17)
	14	at Iowa State (12-01-16)
	14	vs Penn State (11/20/16)
FOULS	21	ALBANY (11/14/16)
	20	at Butler (12/10/16)



**2016-17 Cincinnati Basketball**  
**Cincinnati High/Low Analysis (as of Jan 18, 2017)**  
**All games**



**Opponent - GAME HIGHS**

POINTS	91	MARSHALL (12/22/16)
	76	vs Rhode Island (11/19/16)
	75	at Butler (12/10/16)
	74	TEMPLE (01/18/17)
	68	FAIRLEIGH DICKINSON (12/17/16)
	68	LIPSCOMB (11/26/16)
FIELD GOALS MADE	31	MARSHALL (12/22/16)
	28	LIPSCOMB (11/26/16)
FIELD GOAL ATTEMPTS	71	MARSHALL (12/22/16)
	69	TEXAS SOUTHERN (12/13/16)
FIELD GOAL PERCENTAGE	.529 (27-51)	TEMPLE (01/18/17)
	.448 (26-58)	vs Rhode Island (11/19/16)
3 PT FIELD GOALS MADE	17	MARSHALL (12/22/16)
	12	TEMPLE (01/18/17)
3 PT FG ATTEMPTS	30	MARSHALL (12/22/16)
	27	LIPSCOMB (11/26/16)
	27	SAMFORD (11/23/16)
3 PT FG PERCENTAGE	.567 (17-30)	MARSHALL (12/22/16)
	.462 (12-26)	TEMPLE (01/18/17)
FREE THROWS MADE	21	at Butler (12/10/16)
	20	FAIRLEIGH DICKINSON (12/17/16)
FREE THROW ATTEMPTS	28	TULANE (01/01/17)
	26	at Butler (12/10/16)
FREE THROW PERCENTAGE	1.000 (12-12)	MARSHALL (12/22/16)
	.917 (11-12)	vs Penn State (11/20/16)
REBOUNDS	43	at Temple (12/28/16)
	39	at Houston (1/7/17)
	39	LIPSCOMB (11/26/16)
	39	vs Rhode Island (11/19/16)
ASSISTS	18	MARSHALL (12/22/16)
	15	FAIRLEIGH DICKINSON (12/17/16)
	15	vs Rhode Island (11/19/16)
STEALS	8	TEMPLE (01/18/17)
	6	MARSHALL (12/22/16)
	6	at Iowa State (12-01-16)
BLOCKED SHOTS	8	at East Carolina (01/15/17)
	5	TULANE (01/01/17)
	5	vs Rhode Island (11/19/16)
TURNOVERS	22	FAIRLEIGH DICKINSON (12/17/16)
	22	ALBANY (11/14/16)
FOULS	22	LIPSCOMB (11/26/16)
	21	at Houston (1/7/17)
	21	TULANE (01/01/17)
	21	FAIRLEIGH DICKINSON (12/17/16)
	21	vs Rhode Island (11/19/16)
	21	BROWN (11/11/16)



**2016-17 Cincinnati Basketball**  
**Cincinnati High/Low Analysis (as of Jan 18, 2017)**  
**All games**



**Cincinnati - GAME LOWS**

POINTS	55	at Iowa State (12-01-16)
	55	at East Carolina (01/15/17)
	56	at Temple (12/28/16)
	65	at Butler (12/10/16)
	66	SMU (01/12/17)
FIELD GOALS MADE	19	at Temple (12/28/16)
	19	at East Carolina (01/15/17)
FIELD GOAL ATTEMPTS	54	vs Rhode Island (11/19/16)
	54	SMU (01/12/17)
FIELD GOAL PERCENTAGE	.328 (19-58)	at Temple (12/28/16)
	.328 (19-58)	at East Carolina (01/15/17)
3 PT FIELD GOALS MADE	2	at East Carolina (01/15/17)
	3	at Iowa State (12-01-16)
3 PT FG ATTEMPTS	12	at East Carolina (01/15/17)
	14	TEMPLE (01/18/17)
3 PT FG PERCENTAGE	.143 (3-21)	at Iowa State (12-01-16)
	.167 (2-12)	at East Carolina (01/15/17)
FREE THROWS MADE	4	SMU (01/12/17)
	5	vs Penn State (11/20/16)
FREE THROW ATTEMPTS	7	SMU (01/12/17)
	10	vs Penn State (11/20/16)
	10	at Iowa State (12-01-16)
FREE THROW PERCENTAGE	.435 (10-23)	MARSHALL (12/22/16)
	.500 (5-10)	vs Penn State (11/20/16)
REBOUNDS	27	SMU (01/12/17)
	30	vs Rhode Island (11/19/16)
ASSISTS	7	at Temple (12/28/16)
	8	vs Rhode Island (11/19/16)
	8	at Butler (12/10/16)
STEALS	1	SMU (01/12/17)
	3	at Houston (1/7/17)
BLOCKED SHOTS	1	at Butler (12/10/16)
	3	TULANE (01/01/17)
TURNOVERS	3	TEXAS SOUTHERN (12/13/16)
	4	SMU (01/12/17)
FOULS	10	SMU (01/12/17)
	12	TEXAS SOUTHERN (12/13/16)
	12	MARSHALL (12/22/16)
	12	TEMPLE (01/18/17)



**2016-17 Cincinnati Basketball**  
**Cincinnati High/Low Analysis (as of Jan 18, 2017)**  
**All games**



**Opponent - GAME LOWS**

POINTS	46	at East Carolina (01/15/17)
	50	vs Penn State (11/20/16)
	50	at Temple (12/28/16)
	51	ALBANY (11/14/16)
	54	at Iowa State (12-01-16)
FIELD GOALS MADE	15	at East Carolina (01/15/17)
	16	at Temple (12/28/16)
FIELD GOAL ATTEMPTS	48	ALBANY (11/14/16)
	49	vs Penn State (11/20/16)
FIELD GOAL PERCENTAGE	.254 (15-59)	at East Carolina (01/15/17)
	.267 (16-60)	at Temple (12/28/16)
3 PT FIELD GOALS MADE	2	ALBANY (11/14/16)
	3	TULANE (01/01/17)
	3	at Houston (1/7/17)
3 PT FG ATTEMPTS	14	ALBANY (11/14/16)
	17	BOWLING GREEN (12/04/16)
3 PT FG PERCENTAGE	.143 (2-14)	ALBANY (11/14/16)
	.143 (3-21)	TULANE (01/01/17)
FREE THROWS MADE	5	LIPSCOMB (11/26/16)
	5	at Iowa State (12-01-16)
FREE THROW ATTEMPTS	6	LIPSCOMB (11/26/16)
	10	SMU (01/12/17)
FREE THROW PERCENTAGE	.455 (5-11)	at Iowa State (12-01-16)
	.643 (9-14)	BROWN (11/11/16)
	.643 (9-14)	ALBANY (11/14/16)
	.643 (9-14)	at Houston (1/7/17)
REBOUNDS	23	BROWN (11/11/16)
	23	TEMPLE (01/18/17)
ASSISTS	5	at Iowa State (12-01-16)
	5	at East Carolina (01/15/17)
STEALS	0	TEXAS SOUTHERN (12/13/16)
	1	at Butler (12/10/16)
BLOCKED SHOTS	0	BOWLING GREEN (12/04/16)
	1	BROWN (11/11/16)
	1	ALBANY (11/14/16)
	1	SAMFORD (11/23/16)
TURNOVERS	6	at Butler (12/10/16)
	7	at Iowa State (12-01-16)
	7	SMU (01/12/17)
FOULS	12	TEXAS SOUTHERN (12/13/16)
	12	SMU (01/12/17)





**2016-17 Cincinnati Basketball**  
**Cincinnati Player High/Low Analysis (as of Jan 18, 2017)**  
**All games**



**Cincinnati - INDIVIDUAL GAME HIGHS**

Points	26	CLARK, Gary vs Marshall (12/22/16)
	25	EVANS, Jacob vs Marshall (12/22/16)
	25	EVANS, Jacob vs Rhode Island (11/19/16)
	24	WASHINGTON, Kyle vs Bowling Green (12/04/16)
	23	WASHINGTON, Kyle vs Rhode Island (11/19/16)
	23	EVANS, Jacob vs Brown (11/11/16)
Field Goals Made	12	CLARK, Gary vs Marshall (12/22/16)
	11	WASHINGTON, Kyle vs Bowling Green (12/04/16)
Field Goal Att.	17	WASHINGTON, Kyle at Houston (1/7/17)
	16	WASHINGTON, Kyle vs Penn State (11/20/16)
FG Pct (min 5 made)	1.000 (5-5)	SCOTT, Tre vs Fairleigh Dickinson (12/17/16)
	.889 (8-9)	CLARK, Gary vs SMU (01/12/17)
3-Point FG Made	5	CAUPAIN, Troy vs SMU (01/12/17)
	4	EVANS, Jacob vs Marshall (12/22/16)
	4	JOHNSON, Kevin vs Fairleigh Dickinson (12/17/16)
	4	CUMBERLAND, Jarron vs Texas Southern (12/13/16)
	4	JENIFER, Justin vs Bowling Green (12/04/16)
	4	EVANS, Jacob vs Brown (11/11/16)
3-Point FG Att.	8	CAUPAIN, Troy vs SMU (01/12/17)
	8	JOHNSON, Kevin vs Samford (11/23/16)
3-Pt FG Pct (min 2 made)	1.000 (4-4)	CUMBERLAND, Jarron vs Texas Southern (12/13/16)
	1.000 (3-3)	CUMBERLAND, Jarron vs Tulane (01/01/17)
Free Throws Made	8	CAUPAIN, Troy vs Temple (01/18/17)
	8	CUMBERLAND, Jarron vs Lipscomb (11/26/16)
Free Throw Att.	10	CUMBERLAND, Jarron vs Lipscomb (11/26/16)
	10	CLARK, Gary vs Samford (11/23/16)
FT Pct (min 3 made)	1.000 (4-4)	WASHINGTON, Kyle at East Carolina (01/15/17)
	1.000 (4-4)	JOHNSON, Kevin at Houston (1/7/17)
	1.000 (4-4)	WASHINGTON, Kyle vs Brown (11/11/16)
	1.000 (3-3)	CLARK, Gary vs Temple (01/18/17)
	1.000 (3-3)	WASHINGTON, Kyle vs Tulane (01/01/17)
	1.000 (3-3)	TOBLER, Zack vs Fairleigh Dickinson (12/17/16)
	1.000 (3-3)	CAUPAIN, Troy at Iowa State (12-01-16)
	1.000 (3-3)	EVANS, Jacob vs Samford (11/23/16)
Rebounds	17	WASHINGTON, Kyle vs Penn State (11/20/16)
	12	CAUPAIN, Troy vs Marshall (12/22/16)
	12	CLARK, Gary at Butler (12/10/16)
	12	WASHINGTON, Kyle vs Samford (11/23/16)
	12	WASHINGTON, Kyle vs Brown (11/11/16)
Assists	9	JENIFER, Justin vs Texas Southern (12/13/16)
	8	CLARK, Gary vs Temple (01/18/17)
	8	CAUPAIN, Troy vs Tulane (01/01/17)
	8	CAUPAIN, Troy vs Fairleigh Dickinson (12/17/16)
Steals	4	EVANS, Jacob vs Marshall (12/22/16)
	4	CAUPAIN, Troy vs Albany (11/14/16)
Blocked Shots	5	BROOKS, Nysier at East Carolina (01/15/17)
	5	SCOTT, Tre vs Lipscomb (11/26/16)
Turnovers	5	WASHINGTON, Kyle vs Fairleigh Dickinson (12/17/16)
	4	WASHINGTON, Kyle vs Penn State (11/20/16)
	4	EVANS, Jacob vs Rhode Island (11/19/16)
	4	MOORE, Quadri vs Albany (11/14/16)
	4	CAUPAIN, Troy vs Brown (11/11/16)
Fouls	5	BROOKS, Nysier vs Tulane (01/01/17)





**2016-17 Cincinnati Basketball**  
Cincinnati Opponent High/Low Analysis (as of Jan 18, 2017)  
**All games**



**OPPONENT INDIVIDUAL GAME HIGHS**

Points	28	BROWNING, Stevie vs Marshall (12/22/16)
	25	ALSTON, JR., Shizz vs Temple (01/18/17)
	24	Stephan JIGGETTS vs Fairleigh Dickinson (12/17/16)
	21	GRAY, Rob at Houston (1/7/17)
	20	BROWN, Sterling vs SMU (01/12/17)
	20	ELMORE, Jon vs Marshall (12/22/16)
	20	MARTIN, Kelan at Butler (12/10/16)
	20	Garner, Shep vs Penn State (11/20/16)
Field Goals Made	11	BROWNING, Stevie vs Marshall (12/22/16)
	9	ALSTON, JR., Shizz vs Temple (01/18/17)
	9	GRAY, Rob at Houston (1/7/17)
Field Goal Att.	22	GRAY, Rob at Houston (1/7/17)
	22	BROWNING, Stevie vs Marshall (12/22/16)
FG Pct (min 5 made)	.833 (5-6)	MARTIN, Hassan vs Rhode Island (11/19/16)
	.750 (6-8)	BRAMMEIER, George vs Lipscomb (11/26/16)
3-Point FG Made	6	BROWNING, Stevie vs Marshall (12/22/16)
	5	ALSTON, JR., Shizz vs Temple (01/18/17)
3-Point FG Att.	11	Garner, Shep vs Penn State (11/20/16)
	10	ALSTON, JR., Shizz vs Temple (01/18/17)
	10	ELMORE, Jon vs Marshall (12/22/16)
	10	Triston Chambers vs Samford (11/23/16)
3-Pt FG Pct (min 2 made)	1.000 (2-2)	BURKS, C.J. vs Marshall (12/22/16)
	.750 (6-8)	BROWNING, Stevie vs Marshall (12/22/16)
	.750 (3-4)	Stephan JIGGETTS vs Fairleigh Dickinson (12/17/16)
	.750 (3-4)	Sullivan, Chris vs Brown (11/11/16)
Free Throws Made	11	Stephan JIGGETTS vs Fairleigh Dickinson (12/17/16)
	7	ONA EMBO, Ray vs Tulane (01/01/17)
	7	LEWIS, Tyler at Butler (12/10/16)
Free Throw Att.	12	Stephan JIGGETTS vs Fairleigh Dickinson (12/17/16)
	9	ONA EMBO, Ray vs Tulane (01/01/17)
	9	DINGLE, Daniel at Temple (12/28/16)
FT Pct (min 3 made)	1.000 (5-5)	Jalan McCloud vs Texas Southern (12/13/16)
	1.000 (4-4)	BARKLEY, Kentrell at East Carolina (01/15/17)
	1.000 (4-4)	MILTON, Shake vs SMU (01/12/17)
	1.000 (4-4)	VANBECK, Wes at Houston (1/7/17)
	1.000 (4-4)	ROSE, Quinton at Temple (12/28/16)
	1.000 (4-4)	TAYLOR, Ryan vs Marshall (12/22/16)
	1.000 (4-4)	ELMORE, Jon vs Marshall (12/22/16)
	1.000 (4-4)	Christen Cunningham vs Samford (11/23/16)
	1.000 (4-4)	Stevens, Lamar vs Penn State (11/20/16)
	1.000 (4-4)	Carr, Tony vs Penn State (11/20/16)
	1.000 (4-4)	MARTIN, Hassan vs Rhode Island (11/19/16)
	1.000 (4-4)	CREMO, Joe vs Albany (11/14/16)
	1.000 (3-3)	GRAY, Rob at Houston (1/7/17)
Rebounds	11	MOORE, Ben vs SMU (01/12/17)
	11	BROWN, Sterling vs SMU (01/12/17)
	11	REYES, Sammis vs Tulane (01/01/17)
	11	AFLAKPUI, Ernest at Temple (12/28/16)
	11	Wyatt Walker vs Samford (11/23/16)
	11	Watkins, Mike vs Penn State (11/20/16)
Assists	6	ALSTON, JR., Shizz vs Temple (01/18/17)
	6	ELMORE, Jon vs Marshall (12/22/16)
	6	ALI, Ismail vs Bowling Green (12/04/16)

	6	NICHOLS,David vs Albany (11/14/16)
Steals	5	ALSTON, JR., Shizz vs Temple (01/18/17)
	4	Thomas, Matt at Iowa State (12-01-16)
Blocked Shots	5	WASHINGTON, Andre at East Carolina (01/15/17)
	4	NKALI, Bertrand at Houston (1/7/17)
Turnovers	8	CREMO,Joe vs Albany (11/14/16)
	6	WILLIAMS,Josh vs Lipscomb (11/26/16)
Fouls	5	ENECHIONYIA, Obi vs Temple (01/18/17)
	5	SMITH, Ryan vs Tulane (01/01/17)
	5	AFLAKPUI, Ernest at Temple (12/28/16)
	5	TAYLOR, Ryan vs Marshall (12/22/16)
	5	Derrick Griffin vs Texas Southern (12/13/16)
	5	MARTIN, Hassan vs Rhode Island (11/19/16)



**2016-17 Cincinnati Basketball**  
**Cincinnati Combined Team Statistics (as of Jan 18, 2017)**  
**Win Streak - Last 9**



<b>RECORD:</b>	<b>OVERALL</b>	<b>HOME</b>	<b>AWAY</b>	<b>NEUTRAL</b>
ALL GAMES	9-0	6-0	3-0	0-0
CONFERENCE	6-0	3-0	3-0	0-0
NON-CONFERENCE	3-0	3-0	0-0	0-0

#	Player	gp-gs	min	avg	Total		3-Point		F-Throw		Rebounds				pf dq		a	to	blk	stl	pts	avg
					fg-fga	fg%	3fg-fga	3fg%	ft-fa	ft%	off	def	tot	avg	pf	dq						
01	EVANS, Jacob	9-9	270	30.0	39-89	.438	14-36	.389	23-36	.639	11	24	35	3.9	17	0	28	9	7	12	115	12.8
24	WASHINGTON, Kyle	9-8	204	22.7	45-91	.495	3-7	.429	12-17	.706	18	43	61	6.8	10	0	8	16	13	4	105	11.7
11	CLARK, Gary	9-9	252	28.0	41-68	.603	5-11	.455	17-26	.654	26	37	63	7.0	16	0	30	11	10	8	104	11.6
25	JOHNSON, Kevin	9-9	261	29.0	35-80	.438	18-42	.429	12-14	.857	6	18	24	2.7	15	0	17	10	2	12	100	11.1
10	CAUPAIN, Troy	9-9	274	30.4	31-70	.443	12-24	.500	20-31	.645	5	52	57	6.3	14	0	46	10	2	7	94	10.4
34	CUMBERLAND, Jarron	9-0	167	18.6	23-50	.460	14-30	.467	13-18	.722	10	19	29	3.2	19	0	13	10	2	6	73	8.1
13	SCOTT, Tre	9-0	134	14.9	20-36	.556	0-2	.000	6-14	.429	7	30	37	4.1	8	0	8	9	6	4	46	5.1
03	JENIFER, Justin	9-0	123	13.7	15-33	.455	3-15	.200	4-6	.667	1	5	6	0.7	7	0	25	3	0	4	37	4.1
00	MOORE, Quadri	5-1	38	7.6	7-14	.500	2-5	.400	2-2	1.000	1	2	3	0.6	3	0	0	2	0	3	18	3.6
33	BROOKS, Nysier	9-0	82	9.1	10-18	.556	0-0	.000	5-8	.625	4	10	14	1.6	16	1	0	5	12	2	25	2.8
45	TOBLER, Zack	3-0	10	3.3	2-3	.667	1-1	1.000	3-3	1.000	1	3	4	1.3	3	0	0	2	0	1	8	2.7
14	BART, Jackson	3-0	5	1.7	0-2	.000	0-2	.000	0-0	.000	0	0	0	0.0	2	0	0	0	0	0	0	0.0
32	KOZ, John	3-0	5	1.7	0-1	.000	0-1	.000	0-0	.000	0	0	0	0.0	0	0	0	0	0	0	0	0.0
Team											12	15	27					6				
Total.....		9	1825		268-555	.483	72-176	.409	117-175	.669	102	258	360	40.0	130	1	175	93	54	63	725	80.6
Opponents.....		9	1825		194-558	.348	66-211	.313	111-147	.755	112	203	315	35.0	156	-	106	118	33	38	565	62.8

<b>TEAM STATISTICS</b>	<b>CIN</b>	<b>OPP</b>
SCORING	725	565
Points per game	80.6	62.8
Scoring margin	+17.8	-
FIELD GOALS-ATT	268-555	194-558
Field goal pct	.483	.348
3 POINT FG-ATT	72-176	66-211
3-point FG pct	.409	.313
3-pt FG made per game	8.0	7.3
FREE THROWS-ATT	117-175	111-147
Free throw pct	.669	.755
F-Throws made per game	13.0	12.3
REBOUNDS	360	315
Rebounds per game	40.0	35.0
Rebounding margin	+5.0	-
ASSISTS	175	106
Assists per game	19.4	11.8
TURNOVERS	93	118
Turnovers per game	10.3	13.1
Turnover margin	+2.8	-
Assist/turnover ratio	1.9	0.9
STEALS	63	38
Steals per game	7.0	4.2
BLOCKS	54	33
Blocks per game	6.0	3.7
ATTENDANCE	56559	14950
Home games-Avg/Game	6-9426	3-4983
Neutral site-Avg/Game	-	0-0

<b>Date</b>	<b>Opponent</b>		<b>Score</b>	<b>Att.</b>
12/13/16	TEXAS SOUTHERN	w	96-58	6612
12/17/16	FAIRLEIGH DICKINSON	w	119-68	7017
12/22/16	MARSHALL	Wot	93-91	10540
* 12/28/16	at Temple	w	56-50	5478
* 01/01/17	TULANE	w	92-56	10328
* 1/7/17	at Houston	w	67-58	4875
* 01/12/17	SMU	w	66-64	11344
* 01/15/17	at East Carolina	w	55-46	4597
* 01/18/17	TEMPLE	w	81-74	10718

\* = Conference game

<b>Score by Periods</b>	<b>1st</b>	<b>2nd</b>	<b>OT</b>	<b>Totals</b>
Cincinnati	326	386	13	725
Opponents	255	299	11	565





**2016-17 Cincinnati Basketball**  
**Cincinnati Combined Team Statistics (as of Jan 18, 2017)**  
**Win Streak - Last 9**



<b>RECORD:</b>	<b>OVERALL</b>	<b>HOME</b>	<b>AWAY</b>	<b>NEUTRAL</b>
ALL GAMES	9-0	6-0	3-0	0-0
CONFERENCE	6-0	3-0	3-0	0-0
NON-CONFERENCE	3-0	3-0	0-0	0-0

#	Player	gp-gs	min	avg	Total		3-Point		F-Throw		Rebounds				pf dq		a	to	blk	stl	pts	avg
					fg-fga	fg%	3fg-fga	3fg%	ft-fa	ft%	off	def	tot	avg	pf	dq						
01	EVANS, Jacob	9-9	270	30.0	39-89	.438	14-36	.389	23-36	.639	11	24	35	3.9	17	0	28	9	7	12	115	12.8
24	WASHINGTON, Kyle	9-8	204	22.7	45-91	.495	3-7	.429	12-17	.706	18	43	61	6.8	10	0	8	16	13	4	105	11.7
11	CLARK, Gary	9-9	252	28.0	41-68	.603	5-11	.455	17-26	.654	26	37	63	7.0	16	0	30	11	10	8	104	11.6
25	JOHNSON, Kevin	9-9	261	29.0	35-80	.438	18-42	.429	12-14	.857	6	18	24	2.7	15	0	17	10	2	12	100	11.1
10	CAUPAIN, Troy	9-9	274	30.4	31-70	.443	12-24	.500	20-31	.645	5	52	57	6.3	14	0	46	10	2	7	94	10.4
34	CUMBERLAND, Jarron	9-0	167	18.6	23-50	.460	14-30	.467	13-18	.722	10	19	29	3.2	19	0	13	10	2	6	73	8.1
13	SCOTT, Tre	9-0	134	14.9	20-36	.556	0-2	.000	6-14	.429	7	30	37	4.1	8	0	8	9	6	4	46	5.1
03	JENIFER, Justin	9-0	123	13.7	15-33	.455	3-15	.200	4-6	.667	1	5	6	0.7	7	0	25	3	0	4	37	4.1
00	MOORE, Quadri	5-1	38	7.6	7-14	.500	2-5	.400	2-2	1.000	1	2	3	0.6	3	0	0	2	0	3	18	3.6
33	BROOKS, Nysier	9-0	82	9.1	10-18	.556	0-0	.000	5-8	.625	4	10	14	1.6	16	1	0	5	12	2	25	2.8
45	TOBLER, Zack	3-0	10	3.3	2-3	.667	1-1	1.000	3-3	1.000	1	3	4	1.3	3	0	0	2	0	1	8	2.7
14	BART, Jackson	3-0	5	1.7	0-2	.000	0-2	.000	0-0	.000	0	0	0	0.0	2	0	0	0	0	0	0	0.0
32	KOZ, John	3-0	5	1.7	0-1	.000	0-1	.000	0-0	.000	0	0	0	0.0	0	0	0	0	0	0	0	0.0
Team											12	15	27					6				
Total.....		9	1825		268-555	.483	72-176	.409	117-175	.669	102	258	360	40.0	130	1	175	93	54	63	725	80.6
Opponents.....		9	1825		194-558	.348	66-211	.313	111-147	.755	112	203	315	35.0	156	-	106	118	33	38	565	62.8

<b>TEAM STATISTICS</b>	<b>CIN</b>	<b>OPP</b>
SCORING	725	565
Points per game	80.6	62.8
Scoring margin	+17.8	-
FIELD GOALS-ATT	268-555	194-558
Field goal pct	.483	.348
3 POINT FG-ATT	72-176	66-211
3-point FG pct	.409	.313
3-pt FG made per game	8.0	7.3
FREE THROWS-ATT	117-175	111-147
Free throw pct	.669	.755
F-Throws made per game	13.0	12.3
REBOUNDS	360	315
Rebounds per game	40.0	35.0
Rebounding margin	+5.0	-
ASSISTS	175	106
Assists per game	19.4	11.8
TURNOVERS	93	118
Turnovers per game	10.3	13.1
Turnover margin	+2.8	-
Assist/turnover ratio	1.9	0.9
STEALS	63	38
Steals per game	7.0	4.2
BLOCKS	54	33
Blocks per game	6.0	3.7
ATTENDANCE	56559	14950
Home games-Avg/Game	6-9426	3-4983
Neutral site-Avg/Game	-	0-0

<b>Date</b>	<b>Opponent</b>		<b>Score</b>	<b>Att.</b>
12/13/16	TEXAS SOUTHERN	w	96-58	6612
12/17/16	FAIRLEIGH DICKINSON	w	119-68	7017
12/22/16	MARSHALL	Wot	93-91	10540
* 12/28/16	at Temple	w	56-50	5478
* 01/01/17	TULANE	w	92-56	10328
* 1/7/17	at Houston	w	67-58	4875
* 01/12/17	SMU	w	66-64	11344
* 01/15/17	at East Carolina	w	55-46	4597
* 01/18/17	TEMPLE	w	81-74	10718

\* = Conference game

<b>Score by Periods</b>	<b>1st</b>	<b>2nd</b>	<b>OT</b>	<b>Totals</b>
Cincinnati	326	386	13	725
Opponents	255	299	11	565