

GAME
7

CINCINNATI

CINCINNATI BEARCATS

2-4 • 0-3 BIG 12



BAYLOR BEARS

2-4 • 1-2 BIG 12

BAYLOR

SATURDAY, OCT. 21, 2023 • 12 PM ET • CARSON FIELD AT HISTORIC NIPPERT STADIUM • CINCINNATI, OHIO

INAUGURAL



SEASON

2023 SCHEDULE / RESULTS

| DATE | OPPONENT (TV) | RESULT/TIME (ET) |
|----------|--------------------------|------------------|
| SEPT. 2 | EASTERN KENTUCKY (ESPN+) | W, 66-13 |
| Sept. 9 | @ Pittsburgh (The CW) | W, 27-21 |
| SEPT. 16 | MIAMI (OH) (ESPN+) | L, 24-31 (OT) |
| SEPT. 23 | #16 OKLAHOMA* (FOX) | L, 6-20 |
| Sept. 29 | @ BYU* (ESPN) | L, 27-35 |
| Oct. 7 | BYE WEEK | |
| OCT. 14 | IOWA STATE* | L, 10-30 |
| OCT. 21 | BAYLOR* | 12 P.M. |
| Oct. 28 | @ Oklahoma State* | 8 P.M. |
| NOV. 4 | UCF* | TBD |
| Nov. 11 | @ Houston* | TBD |
| Nov. 18 | @ West Virginia* | TBD |
| NOV. 25 | KANSAS* | TBD |

All times ET. Home in **BOLD CAPS**, played at Nippert Stadium

* - Big 12 Conference game.

ON THE AIR

TV: Big 12 Now on ESPN+

Play-by-Play Shawn Kenney
Analyst Barrett Brooks
Sideline Tori Petry

RADIO: BEARCATS SPORTS NETWORK

Play-by-Play Dan Hoard
Analyst Jim Kelly Jr.
Sideline Tony Pike
Host/Engineer Mo Egger

Local: 700 WLW

Satellite: SiriusXM 136 or 200

App: iHeart Radio App and The Varsity Network: "Search Cincinnati"

LIVE STATS: Cincinnati.StatBroadcast.com

TABLE OF CONTENTS

| | |
|---------------------------------------|-------|
| Quick Hits | 1 |
| Media Information | 2 |
| Team Information | 3-10 |
| Nippert Stadium | 11 |
| Rosters | 12-13 |
| Depth Chart | 14 |
| Scott Satterfield | 15-16 |
| Assistant Coaches/Support Staff | 17 |
| Player Capsules | 18-27 |
| Starter Information | 28 |
| Last Time It Happened | 29 |
| Single-Game Records at a Glance | 30 |
| Game-By-Game Recaps | 31 |
| Misc. Stats | 32-33 |
| Record Book | 34-44 |



CINCINNATI BEARCATS

Head Coach Scott Satterfield

Record at Cincinnati 2-4 (.333, First Year)

Overall Record 78-52 (.600, 11th Year)



BAYLOR BEARS

Head Coach Dave Aranda

Record at School 22-20 (.524, Fourth Year)

Overall Record 22-20 (.524, Fourth Year)

GAME INFORMATION

Facility Nippert Stadium

Capacity 38,193

TV Big 12 Now on ESPN+

Radio 700 WLW and SiriusXM 136 or 200

Series Record First Meeting

Last Meeting First Meeting

Streak N/A

BEARCATS HOST BEARS LOOKING TO GET BACK IN WIN COLUMN

- Cincinnati welcomes Baylor to Historic Nippert Stadium for a 12 p.m. ET Big 12 Conference matchup. The Bearcats and the Bears will face-off for the first-time in history, marking the second straight week UC will face an opponent for the first time ever.
- UC is seeking its first Big 12 Conference victory and looking to stop its four-game losing streak against a Baylor team that is coming off a bye week and is also 2-4.
- The Bearcats are seeking their first Big 12 win and return to Nippert Stadium where they are 327-186-13 all-time (since 1924).
- Baylor is coming off a 39-14 loss to Texas Tech in Waco, Texas, in its last game on Oct. 7. The loss to the Red Raiders came a week after the Bears pulled off the biggest comeback in school history (28 points) in a 36-35 win over UCF in Orlando on Sept. 30. Baylor trailed 35-7 midway through the third quarter and scored 29 unanswered points en route to the victory.
- Saturday's contest is expected to be the 16th consecutive sell-out of Nippert Stadium.

LAST GAME: UC FALLS TO IOWA STATE

- Cincinnati was held to a season-low 214 yards of total offense, as Iowa State ran away with a 30-10 win at Nippert Stadium.
- TE Chamon Metayer caught a 20-yard touchdown pass from QB Emory Jones, but the Cyclones tallied a pair of interceptions and converted a fake field goal. Cyclones redshirt freshman Rocco Becht was 15-of-25 for 241 yards and two scores.

RUSH OFFENSE AND DEFENSE AMONG NATION'S BEST

- Cincinnati is rushing for 202.7 yards per game to rank No. 16 in the nation and No. 4 in the Big 12.
- The Bearcats have been incredibly stout against the run, too, allowing opponents just 104.2 rushing yards per game to rank No. 17 in the country and No. 1 in the Big 12.
- In conference-only games, UC is allowing only 98.7 rush yards per game - the fewest in the league by 30 yards.
- Cincinnati is allowing opponents only 2.96 yards per rush in three league games - also the best in Big 12 games.
- The Bearcats also rank No. 11 in time of possession (32:45) overall and No. 30 nationally in total offense (444.0).
- UC ranks 36th nationally and third in the Big 12 in total defense (334.3).

BRIGGS, CORLEONE, GRZESIAK LEAD DEFENSE

- Fifth-year senior defensive end Jowon Briggs and redshirt sophomore nose tackle Dontay "The Godfather" Corleone were both named team captains this fall.
- Both were named All-AAC First Team during a 2022 season where they rotated at the nose tackle spot.
- Briggs, a married father of three, moved to defensive end for the 2023 season. He was named to the PFF College National Team for Week 1 of the 2023 season.
- Corleone was the highest-rated defensive player in the country (92.7 grade) according to PFF in 2022. He was named a third team All-American by the AP in 2022 and a preseason All-Big 12 and All-American prior to the 2023 season.
- Grzesiak leads Cincinnati with 3.5 sacks this season. He has 19.5 sacks in his career, including 8.5 at Utah State in 2022. He is coming of a two-sack game versus Iowa State.

MIDSEASON STARTER CHECK-IN

- The Bearcats have had 14 different starters on defense. Sammy Anderson Jr. had moved from nickel to the top cornerback spot but has been inactive since Week 1 due to injury. Ken Willis took over one game for Deshaun Pace at the 'star' position, and Jonathan Thompson earned his first-career nod against Iowa State.
- Offensively, UC has had three different tight-ends earn starts, typically depending on the formation. The only line movement was Penn grad transfer Trevor Radesovich at center for the opener. WR Donovan Ollie, who had 24 starts at Washington State, got his first bump to open the Iowa State game.
- TE Payten Singletary and RB Ryan Montgomery are the only Bearcats with receiving TDs at UC prior to this year.

AN ELITE PROGRAM BY THE NUMBERS

- Any way you look at it over the last five, 10, 15 and 20 years — UC has proven to be one of the nation's top programs.
- Cincinnati is the 19th-winningest program since 2013 (the last 10 years) with a record of 88-45 (67%), winning three conference championships and advancing to eight bowls, including two New Year's Six bowls in that time frame.
- The Bearcats became the first-ever "Group of Five" team to advance to the College Football Playoff in 2021, defeating No. 9 Notre Dame on the road and finishing undefeated in the regular season along the way.
- Since 2008, Cincinnati has the 15th-most wins in college football (last 15 years) with a 135-63 (68%) mark. The Bearcats have won an astounding seven conference championships over the last 15 years with only Oklahoma (nine), Ohio State (eight), Alabama (eight) and Clemson (seven) matching that feat. UC also has four NY6 bowl appearances and three AP Top 10 finishes in that time.
- Cincinnati (2021) is one of only 15 teams ever to play in the College Football Playoff and join Oklahoma (2016, 2019, 2020) and TCU (2022) as the only current Big 12 teams to ever qualify for College Football's Final Four.

GET CONNECTED:

GoBears
GoBearsFootballGoBears
GoBearsFB / CoachSattUCGoBears
GoBearsFB

The University of Cincinnati Athletics Communications and Strategic Brand Engagement Office is ready to assist you in to make the experience of covering UC Athletics productive and rewarding.

Richard E. Lindner Center • Suite 860
2751 O'Varsity Way • Cincinnati, OH 45221-0021

SID Phone 513-556-5191
Press Box Phone 513-556-1010
Website GoBEARCATS.com

Zach Stipe (Football SID)..... Associate AD/Comms. & SBE
865-244-6119..... stipezd@ucmail.uc.edu
David Cohen (secondary)..... Director, SBE
513-556-9845..... david.cohen@uc.edu
Nate Jarrett (secondary)..... Assistant Director, SBE
850-499-7586..... jarretne@ucmail.uc.edu

ON THE WEB

Information on the University of Cincinnati football team is available at www.GoBEARCATS.com. To receive the UC updates via email, please send a request to Zach Stipe (zach.stipe@uc.edu), Nate Jarrett (jarretne@ucmail.uc.edu) or David Cohen (david.cohen@uc.edu).

PRACTICES

During a typical Saturday game week, media may interview players and coaches immediately following practice on Tuesday. Practice is generally closed to the public. Anyone hoping to observe practice should contact UC Athletics Communications in advance. Failure to do so may result in an individual's removal from the venue. During regular-season practices, unless otherwise noted, still and television photographers will be allowed to shoot stretching and select periods.

PRESS BOX SERVICES

All media members will be provided with access to game notes via GoBEARCATS.com. At the quarter breaks and halftime, quickie stats and drive charts will be printed and distributed via email. Following the game, a complete postgame statistics package will be distributed via email and will contain a scoring summary, final team statistics, final individual statistics, complete play-by-play, drive charts for both halves, halftime statistics, defensive statistics, substitution chart, postgame quotes from both head coaches and players and postgame notes.

LIVE STATS

Live in-game statistics will be available via StatBroadcast.

INTERNET

Wireless Internet is available in the press box at Nippert Stadium. Members of the Athletics Communications staff will be available to assist you. There is no access fee.

WEEKLY MEDIA AVAILABILITY

Head Coach Scott Satterfield will be available to the media every Tuesday at noon ET during the season with the exception of UC's bye week. The press conference is streamed live on ESPN+ and @GoBears. Players will be made available at the discretion of the coaching staff.

MEDIA CREDENTIALS

Requests for official working media credentials should be directed to the UC Sports Communications Office. All requests should be received no later than noon, four days prior to the game. Visit the football page at GoBEARCATS.com to request credentials online.

Season credentials will be available for pickup prior to the first game. Credentials may be picked up on gameday at the media will call located at the TUC.

On gameday, media should park in Clifton Court Garage and enter Nippert Stadium through Gate J.

SCOUTING PASSES

Professional scouts may obtain credentials through UC's Athletics Communications Office. Scouts will be issued seating in the press box on a space-available basis.

SIDELINE PASSES

The University of Cincinnati follows NCAA guidelines regarding media representatives on the sidelines. Photographers and videographers are permitted to shoot between the 25-yard lines and the goal lines on both sidelines and behind the restraining line in the end zone.

SCOTT SATTERFIELD RADIO SHOW

The hour-long program with Coach Satterfield, Dan Hoard and Jim Kelly Jr. will air weekly from 8-9 p.m. ET on WCKY and 700 WLW AM this season. Fans can listen online at iheart.com and through 700 WLW's iHeartRadio app. For those who can't catch the program live, a podcast of the weekly program will be made available free of charge on 700WLW.com.

MOBILE APP

The Cincinnati Bearcats app for iPhone, iPad and Android devices offers fans a wide variety of information on the Bearcats — home and away. The free app is available in the App Store and Google Play.

2023 QUICK FACTS

GENERAL INFORMATION

Location: Cincinnati, Ohio 45221
Founded: 1819
Enrollment: 50,000+ (Fall 2023 projected)
Conference: Big 12
Nickname: Bearcats
Colors: Red (PMS 186) and Black
Home Field: Nippert Stadium
Surface/Capacity: Motz 24/7 Field System/38,193
President: Neville G. Pinto, PhD
Director of Athletics: John Cunningham
Faculty Representative: Brian Hatch, PhD

HISTORY

First Year of Football: 1885
All-Time Record: 661-603-50
All-Time Bowl Record: 10-12
Last Bowl: 2022 Wasabi Fenway Bowl
Last Bowl Opponent: Louisville (L, 7-24)

2023 TEAM INFORMATION

Basic Offense: Multiple
Basic Defense: Multiple
Letterwinners Returning/Lost: 33/31
Starters Returning/Lost: 8/17
O | D | ST: 1/10 | 5/6 | 2/1

2022 INFORMATION

Overall Record: 9-4
Home/Road/Neutral: 5-1/4-2/0-1
American Record/Finish: 6-2
Final Ranking: NR

COACHING STAFF

Head Coach: Scott Satterfield
Alma Mater: Appalachian State '96
Record at UC/Years: 2-1/1
Career Record/Years: 78-51/11
Twitter: @CoachSattUC
Best time to reach coach: Contact SID

Associate Head Coach/Defensive Coordinator: Bryan Brown
Offensive Coordinator/WR: Brad Glenn
Special Teams Coordinator/CB: Kerry Coombs
Co-Defensive Coordinator/OLB: Nate Fuqua
Assistant Coaches: Cortney Braswell (ILB), Nic Cardwell (OL), Walter Stewart (DL), De'Rail Sims (RB), Josh Stepp (TE), Pete Thomas (QB)
Defensive GAs: Malik Davis, Grant Gourley
Offensive GAs: Chris Canada, Larry Dace III
Quality Control Assts: Robert Nunn (defense), Wes Fleming (defense), Jacob Brandon (defense), Seth Price (offense), Vijay Stingley (offense), Bill Weber (offense), Tim Conner (special teams)
Chief Of Staff: Mark Speir
Special Assistant to the Head Coach: Luke Mullett

collegepressbox
SINCE 2005 EVERYTHING BUT THE PREGAME MEAL

collegepressbox is the official media website for Division I football. Access and download game notes, quotes, statistics, media guides, headshots, logos and more for all FBS schools, conferences, postseason games, awards and the College Football Playoff. For access, please register for an account at collegepressbox.com/register.

OPPONENT INFORMATION

HEAD COACH: Dave Aranda (California Lutheran, 1999)
RECORD AT BAYLOR: 22-20
CONFERENCE: Big 12
2023 RECORD: 2-4, 1-2 Big 12
2022 RECORD: 6-7, 4-5 Big 12
2022 POSTSEASON: Armed Forces Bowl - L, 15-30 vs. Air Force

SERIES INFORMATION

Series Record.....First Meeting
At Cincinnati.....N/A
At Waco.....N/A
At Neutral Sites.....N/A
Most UC points.....N/A
Most BU points.....N/A
Combined points.....N/A
Biggest UC win.....N/A
Biggest BU win.....N/A
Current streak.....N/A

GAME-BY-GAME - LAST MEETINGS

| Year | Site | Score | Winner |
|------|------|-------|--------|
| | | | |

MORE ON THE MATCH UP

- Earlier this season Baylor completed the largest comeback in program history, rallying from down 35-7 late in the third quarter to score 29 unanswered and win 36-35 at UCF in the Knights home debut in the Big 12.
- The comeback win marked the largest by an FBS team since 2019 and snapped a streak of 892 straight losses for a team trailing by 25 points entering the fourth quarter
- Both Cincinnati (11) and Baylor (20) rank inside the top 20 nationally in time of possession and rank second and third in the Big 12, respectively.
- Baylor linebacker Matt Jones' eight TFLs is third-best in the Big 12 and ranks 22nd in the NCAA
- Wide receiver Monaray Baldwin has been the Bears go-to deep threat all season long. He has brought in 17 passes averaging 23.73 yards a catch which is sixth in the nation.
- For Cincinnati this will be the second straight opponent the team has faced for the first time in program history. Last week Cincinnati fell to Iowa State 30-10 in its first ever match up.

RECORD UNDER SATTERFIELD

| | 2023 | STREAK |
|----------------|------|--------|
| Overall | 2-4 | L4 |
| Home | 1-2 | L3 |
| Road | 1-1 | L1 |
| Neutral | 0-0 | |
| Conference | 0-3 | L3 |
| Home | 0-2 | L2 |
| Road | 0-1 | L1 |
| Neutral | 0-0 | |
| Non-Conference | 2-1 | L1 |
| Home | 1-1 | L1 |
| Road | 1-0 | W1 |
| Neutral | 0-0 | |
| Postseason | | |
| Home | 0-0 | |
| Away | 0-0 | |
| Neutral | 0-0 | |

2023 BIG 12 STANDINGS

| SCHOOL | BIG 12 | OVERALL |
|----------------|--------|---------|
| Oklahoma | 3-0 | 6-0 |
| Iowa State | 3-1 | 4-1 |
| Texas | 2-1 | 5-1 |
| Oklahoma State | 2-1 | 5-1 |
| Kansas State | 2-1 | 3-3 |
| West Virginia | 2-1 | 3-3 |
| Kansas | 2-2 | 4-1 |
| TCU | 2-2 | 3-2 |
| Texas Tech | 2-2 | 3-2 |
| BYU | 1-2 | 3-3 |
| Houston | 1-2 | 3-3 |
| Baylor | 1-2 | 2-4 |
| Cincinnati | 0-3 | 2-4 |
| UCF | 0-3 | 3-3 |

THE MATCH UP

| | | | | | | |
|------------------------------|--|---------|-----|---------|--|--|
| CINCINNATI (2-4, 0-3 BIG 12) | | | | | | |
| TEAM STATISTICS | | CIN | OPP | | | |
| Points/Game | | 26.7 | | 25.0 | | |
| First Downs | | 142 | | 104 | | |
| Rushing/Game | | 202.7 | | 104.2 | | |
| Passing/Game | | 241.3 | | 230.2 | | |
| Total Offense/Game | | 444.0 | | 334.3 | | |
| Fumbles-Lost | | 6-2 | | 11-4 | | |
| Pen./Yds per Game | | 39/59.2 | | 36/42.0 | | |
| Time of Possession | | 32:45 | | 27:15 | | |

INDIVIDUAL LEADERS

| | | | | | |
|---------|-----|-----|-----|----|------|
| RUSHING | Att | Net | Avg | TD | YPG |
| Kiner | 87 | 443 | 5.0 | 2 | 72.3 |
| Jones | 84 | 352 | 4.2 | 3 | 58.7 |

| | | | | | |
|---------|-----------|------|------|----|-------|
| PASSING | C-A-I | Pct. | Yds | TD | YPG |
| Jones | 114-187-8 | 61.0 | 1322 | 11 | 220.3 |

| | | | | | |
|-----------|-----|-----|------|----|------|
| RECEIVING | Rec | Yds | Avg | TD | YPG |
| Henderson | 30 | 414 | 13.8 | 1 | 69.0 |
| Smith | 22 | 307 | 14.0 | 3 | 51.2 |

| | | | | | |
|---------|----------|-----|------|------|-----|
| DEFENSE | U-A-TT | TFL | Sck. | Int. | PBU |
| Jones | 12-21-33 | 2.0 | 1 | 0 | 1 |
| Pace | 16-17-33 | 4.0 | 0.5 | 0 | 3 |

| | | | | | | |
|--------------------------|--|---------|-----|---------|--|--|
| BAYLOR (2-4, 1-2 BIG 12) | | | | | | |
| TEAM STATISTICS | | BAY | OPP | | | |
| Points/Game | | 21.7 | | 30.2 | | |
| First Downs | | 120 | | 111 | | |
| Rushing/Game | | 121.5 | | 184.3 | | |
| Passing/Game | | 279.5 | | 205.5 | | |
| Total Offense/Game | | 401.0 | | 389.8 | | |
| Fumbles-Lost | | 9-4 | | 11-6 | | |
| Pen./Yds per Game | | 25/26.8 | | 29/44.8 | | |
| Time of Possession | | 32:09 | | 27:51 | | |

INDIVIDUAL LEADERS

| | | | | | |
|------------|-----|-----|-----|----|------|
| RUSHING | Att | Net | Avg | TD | YPG |
| Reese | 49 | 229 | 4.7 | 2 | 38.2 |
| Richardson | 55 | 218 | 4.0 | 0 | 43.6 |

| | | | | | |
|---------|----------|------|-----|----|-------|
| PASSING | C-A-I | Pct. | Yds | TD | YPG |
| Shapen | 64-103-0 | 62.1 | 920 | 4 | 306.7 |

| | | | | | |
|-----------|-----|-----|------|----|------|
| RECEIVING | Rec | Yds | Avg | TD | YPG |
| Baldwin | 17 | 404 | 23.8 | 2 | 67.3 |
| Presley | 17 | 222 | 13.1 | 0 | 37.0 |

| | | | | | |
|---------|----------|-----|------|------|-----|
| DEFENSE | U-A-TT | TFL | Sck. | Int. | PBU |
| Jones | 28-14-42 | 8.0 | 2 | 0 | 2 |
| Bobby | 21-14-35 | 1.0 | 0 | 0 | 2 |

| | | | |
|---|-----|-----|--|
| 2023 NCAA TEAM RANKINGS (AS OF OCT. 15) | | | |
| CATEGORY | CIN | BAY | |
| Total Offense | 30 | 60 | |
| Rushing Offense | 16 | 104 | |
| Passing Offense | 61 | 33 | |
| Team Passing Efficiency | 67 | 100 | |
| Scoring Offense | 79 | 110 | |
| Total Defense | 36 | 82 | |
| Rushing Defense | 17 | 113 | |
| Passing Yards Allowed | 76 | 38 | |
| Team Passing Effic. Def. | 104 | 110 | |
| Scoring Defense | 63 | 98 | |
| Turnover Margin | 100 | 36 | |
| 3rd Down Conversion Pct | 54 | 84 | |
| 4th Down Conversion Pct | 84 | 89 | |
| 3rd Down Conversion Pct Def. | 41 | 79 | |
| 4th Down Conversion Pct Def. | 126 | 114 | |
| Red Zone Offense | 95 | 119 | |
| Red Zone Defense | 112 | 55 | |
| Net Punting | 8 | 121 | |
| Punt Returns | 113 | 76 | |
| Kickoff Returns | 93 | 62 | |
| First Downs Offense | 42 | 95 | |
| First Downs Defense | 21 | 34 | |
| Fewest Penalties Per Game | 75 | 12 | |
| Time of Possession | 11 | 20 | |

PRESEASON ALL-AMERICANS

Dontay Corleone and Mason Fletcher were named Phil Steele, Sporting News and Athlon All-Americans, while Corleone earned a spot on the AP Preseason First Team. UC had three Preseason All-Americans last year, including Ryan Montgomery as a returner and Deshawn Pace at linebacker.



BIG 12 PRESEASON POLL

- Cincinnati was picked to finish 13th in its inaugural Big 12 season.

2023 BIG 12 PRESEASON MEDIA POLL

| | TEAM (FIRST-PLACE VOTES) | POINTS |
|-----|--------------------------|--------|
| 1. | Texas (41) | 886 |
| 2. | Kansas State (14) | 858 |
| 3. | Oklahoma (4) | 758 |
| 4. | Texas Tech (4) | 729 |
| 5. | TCU (3) | 727 |
| 6. | Baylor | 572 |
| 7. | Oklahoma State (1) | 470 |
| 8. | UCF | 463 |
| 9. | Kansas | 461 |
| 10. | Iowa State | 334 |
| 11. | BYU | 318 |
| 12. | Houston | 215 |
| 13. | Cincinnati | 202 |
| 14. | West Virginia | 129 |

BEARCATS IN THE PROS

20 former UC players are on active NFL rosters while five former student-athletes are on NFL staffs.

NATIONAL FOOTBALL LEAGUE

| PLAYER | TEAM | POS. |
|------------------|----------------|------|
| Mike Boone | Houston Texans | RB |
| Coby Bryant | Seattle | DB |
| Bryan Cook | Kansas City | DB |
| Josiah Deguara | Green Bay | TE |
| Jerome Ford | Cleveland | RB |
| Darrick Forrest | Washington | S |
| Sauce Gardner | New York Jets | CB |
| James Hudson III | Cleveland | OL |
| Jason Kelce | Philadelphia | C |
| Travis Kelce | Kansas City | TE |
| Chris Moore | Tennessee | WR |
| Justin Murray | Tennessee | OL |
| Ivan Pace Jr. | Minnesota | LB |
| Alec Pierce | Indianapolis | WR |
| Desmond Ridder | Atlanta | QB |
| Myjai Sanders | Arizona | DE |
| Tyler Scott | Chicago | WR |
| Tre Tucker | Las Vegas | WR |
| Josh Whyle | Tennessee | TE |
| Eric Wilson | Green Bay | LB |

2023 HONORS AND AWARDS

QB EMORY JONES

Big 12 Offensive Player of the Week (Sept. 4)
Big 12 Newcomer of the Week (Sept. 4)

DT DONTAY CORLEONE

Chuck Bednarik Award Preseason Watch List
Walter Camp Player of the Year Award Preseason Watch List
Outland Trophy Preseason Watch List
Bronko Nagurski Trophy Preseason Watch List
Preseason All-Big 12
AP Preseason First Team All-America
Sporting News Preseason Second Team All-America
Phil Steele Preseason First Team All-America and First Team All-Big 12
Athlon Sports Preseason Second Team All-America and First Team All-Big 12
The Athletic Preseason Second Team All-America
Walter Camp Preseason First Team All-America
Bruce Feldman's Freak List
No. 7 draft-eligible DT underclassman (Dane Brugler, The Athletic)

WR BRADEN SMITH

Paul Hornung Award Honor Roll (Week 2)

RB COREY KINER

Doak Walker Award National RB of the Week Nominee (Week 2)

P MASON FLETCHER

Ray Guy Award Preseason Watch List
Preseason All-Big 12
Sporting News Preseason Second Team All-America
Phil Steele Preseason Third Team All-America and First Team All-Big 12
Athlon Sports Preseason Third Team All-America and First Team All-Big 12

BRUCE FELDMAN'S "FREAKS" LIST

DE Jowon Briggs
DT Dontay Corleone
STAR Deshawn Pace

ALLSTATE GOOD WORKS TEAM

DE Jowon Briggs

REESE'S SENIOR BOWL WATCH LIST

DE Jowon Briggs
WR Xzavier Henderson
STAR Deshawn Pace
DE Malik Vann

PFF NATIONAL TEAM OF THE WEEK

DE Jowon Briggs (Week 1)
WR Xzavier Henderson (Week 1)

| PLAYER | TEAM | POS. |
|-------------------|----------------------|------|
| Darrian Beavers | New York Giants (PS) | LB |
| Curtis Brooks | Washington (IR) | DL |
| Marquise Copeland | LA Rams (PS) | DT |

COACHES

| COACH | TEAM |
|---------------|---------------------------------|
| Danny Barrett | Houston (RB Coach) |
| Bill Davis | Arizona (LB Coach) |
| Chris Hewitt | Baltimore (Secondary/PG Coord.) |
| Doug Rosfeld | Cincinnati (Dir. Coaching Ops) |

SINCE 1901 AND 1915

- Nippert Stadium has been the Bearcats playing site since 1901 and the stadium underwent construction in 1915, making it one of the oldest active stadiums in the NCAA FBS. Penn's Franklin Field (1895) takes the honor as the oldest playing site and stadium in Division I.

OLDEST FBS STADIUMS

| YEAR | STADIUM | TEAM |
|------|------------------|-------------------|
| 1913 | Bobby Dodd | Georgia Tech |
| 1914 | Davis Wade | Mississippi State |
| 1915 | Nippert | Cincinnati |
| | Vaught-Hemingway | Ole Miss |
| 1917 | Camp Randall | Wisconsin |

OLDEST FBS PLAYING SITES

| YEAR | SITE | TEAM |
|------|--------------------|-------------------|
| 1901 | Nippert Stadium | Cincinnati |
| 1904 | Kyle Field | Texas A&M |
| 1905 | Bobby Dodd Stadium | Georgia Tech |
| 1914 | Davis Wade Stadium | Mississippi State |
| 1915 | Vaught-Hemingway | Ole Miss |

BY RUSH AND BY PASS

- In nine full seasons as an FBS head coach, Satterfield's rush offense has always averaged at least 200 yards per game and his teams have ranked in the Top 30 nationally in rushing every year. Louisville's offense was the only FBS program to average both 200 yards passing and 200 yards rushing each of the last four seasons.

SATTERFIELD OFFENSES BY THE NUMBERS (NAT. RANK)

| YEAR | RUSH (rank) | PASS (rank) | TOTAL (rank) |
|-------|-------------|-------------|--------------|
| 2023* | 202.7 (16) | 241.3 (61) | 444.0 (30) |
| 2022 | 201.0 (23) | 205.5 (99) | 406.5 (49) |
| 2021 | 212.9 (18) | 236.4 (65) | 446.2 (21) |
| 2020 | 200.0 (29) | 244.2 (48) | 444.2 (29) |
| 2019 | 212.9 (24) | 234.5 (65) | 447.3 (24) |
| 2018 | 240.4 (14) | 190.6 (99) | 431.0 (37) |
| 2017 | 223.6 (22) | 216.2 (75) | 439.8 (31) |
| 2016 | 250.9 (10) | 179.0 (105) | 429.9 (52) |
| 2015 | 271.5 (6) | 195.8 (93) | 467.3 (26) |
| 2014 | 241.8 (18) | 219.8 (73) | 461.5 (26) |

WINNING BOTH TRENCHES

- It's more than the balance on the ground and through the air for the Bearcats. Cincinnati is one of seven teams to rank in the top-20 for both rush offense and defense.
- UC also ranks 11th in time-of-possession at 32:45.

| TEAM | RUSH OFF. | RUSH DEF. |
|------------|------------|------------|
| Cincinnati | 202.7 (17) | 104.2 (17) |
| Tennessee | 230.3 (6) | 105.2 (20) |
| Air Force | 334.2 (1) | 70.6 (4) |
| UCLA | 214.2 (12) | 76.0 (4) |
| Nebraska | 200.5 (17) | 75.8 (3) |
| Penn State | 203.3 (15) | 72.5 (2) |
| Oregon | 221.7 (8) | 101.5 (16) |

55-15 RECORD SINCE 2018

- Cincinnati has the seventh-most wins in college football (55) since 2018.
- The Bearcats' Week 4 matchup against Oklahoma pitted two of the then-eight programs to win 50 games from 2018 to 2022.
- UC head coach Scott Satterfield propelled App State onto this list during his 11-win final season at the helm of his alma mater in 2018.

WINNINGEST FBS PROGRAMS SINCE 2018

| TEAM | W-L | WIN % |
|-------------------|--------------|-------------|
| Alabama | 68-8 | 89.5 |
| Georgia | 67-8 | 89.3 |
| Clemson | 64-11 | 85.3 |
| Ohio State | 61-7 | 89.7 |
| Notre Dame | 59-13 | 81.9 |
| Oklahoma | 56-15 | 78.9 |
| Cincinnati | 55-15 | 78.6 |
| Michigan | 53-14 | 79.1 |
| App State | 52-19 | 73.2 |
| Louisiana | 51-21 | 70.8 |
| UCF | 49-20 | 71.0 |

RUN GAME HEATS UP

- Cincinnati's 1,216 rush yards are its most through the first six games of a season since 2020 (1,431).
- The Bearcats have run for 200-plus yards in four of their six contests.

- Ryan Montgomery's career-high 104 rush yards, paired with Emory Jones' 101 against Miami (OH) marked UC's first 100-yard rushing duo since Gerrid Doaks and QB Desmond Ridder against Houston in 2020.
- Jones' 58.7 rush ypg is a career-high, just ahead of his 2021 season at Florida. He has led UC in rushing for three consecutive games.
- Jones' career-high is 144 yards against Tennessee while at UF in 2021, which helped earn him SEC Player of the Week honors.
- Cincinnati is 16th nationally with 202.7 rush yards per game. The Bearcats were 93rd last season at 129.7.
- Three different Bearcats registered 100-yard rush games over the first five games (four total instances).

THE X(ZAVIER) FACTOR

- Xzavier Henderson is fifth in the Big 12 with 5.0 receptions per game. His 30 overall are already eight away from his team-leading 38 at Florida in 2022 last season.
- 22 of his 30 catches are at home this year, for 330 yards. He had a career-high nine catches by halftime against Miami (Ohio) and finished with 12, which tied the fourth most in UC history and most since Kahlil Lewis at SMU in 2018. He also had team-highs of 7 catches for 74 yards at BYU.
- Henderson totaled a career-best 149 yards on a career-best-tying seven catches vs. ECU, including the first TD of the 2023 season for the Bearcats — a 49-yard touchdown on a 4th-and-5 pass from Emory Jones. He added 26 yards on kick returns to lead all Big 12 players with 174 yards of all-purpose yards during Week 1 action.
- He was PFF's highest-graded receiver (92.5) in Week 1.
- A transfer from Florida, Henderson was a coveted recruit who held offers from Alabama, Georgia and LSU among others. He won the Florida 4A state 400m title in a blazing fast 46.77 time and was a U.S. Army All-American.

BIG PLAY-ER CHAMON METAYER

- TE Chamon Metayer has made the most of his touches this year, including on special teams.
- His two touchdown grabs, on 27 and 23 yards, against BYU marked the first multi-TD game by a tight end since Josh Whyte in 2021.
- Metayer added a 20-yard touchdown catch against Iowa State as well, tying him for the team-lead with three scores.
- Metayer's number was also called for a 27-yard fake-punt keeper deep inside Miami territory on UC's final regulation drive in that game.
- His lone 2022 catch went for 32 yards as well.

HARD TICKET TO COME BY

- Cincinnati football officially sold out of season tickets for the 2023 football season, selling more than 25,300 to set a new school record in August.
- It's the second time in history that UC has sold out of season tickets.
- Last season, UC set a record with just over 22,000 season tickets sold.
- Cincinnati has sold out 15 consecutive home games dating back to the third home game of 2021, as well.

CINCINNATI DEFEATS RIVAL PITT

- UC's 27-21 win at Pittsburgh was its third-straight against the Panthers, fifth out of the last six and third-straight in Heinz Field/Acrisure Stadium.
- Corey Kiner ran for a career-high 153 yards, which

NUMBERS TO KNOW

10

All-American Dontay Corleone has registered 10.0 TFL in his 1.5 years (15 games) at UC, all as an interior lineman. He is one of three defensive starters from Cincinnati's Colerain HS.

16

Cincinnati is 16th nationally with 202.7 rush yards per game (fourth in Big 12). It was 93rd last year at 129.7. Three Bearcats have combined for five 100-yard rushing games, including QB Emory Jones.

17

The defensive side of the ground game has been strong as well, ranking 17th nationally at 104.2 yards allowed per game to lead the league. The 70 at BYU was UC's season-low.

60%

Mason Fletcher has sent 12 of his 20 punts this season (60 percent) inside the 20-yard line. His other whopping stats include four touchbacks out of 132 boots in his career as well as a school-record 84-yarder in 2022.

434

Corey Kiner's 434 rush yards are already a career-high, surpassing his 362 last season. He had a career-high 153 rush yards to lead UC to victory at Pitt, including a career-long 68-yard run.

HOMETOWN HEROS

- A dozen players from Cincinnati appeared on the season-opening two-deep on offense and defense.
- 26 players from Ohio are also on the initial two-deep.
- This speaks to the program's philosophy to heavily recruit "the State of Cincinnati" and the 50-mile radius around campus.
- UC also features Cincinnati native and legendary Colerain High School coach Kerry Coombs on staff as the cornerbacks coach and special teams coordinator.

THE HOMETOWN HEROES INCLUDE:

Jowon Briggs (DE): Walnut Hills HS

Dontay Corleone (DT): Colerain HS

Deshawn Pace (STAR): Colerain HS

Evan Prater (WR): Wyoming HS

Malik Vann (DE): Fairfield HS

Corey Kiner (RB): Roger Bacon HS

Daved Jones Jr. (LB): Lakota West HS

Ken Willis (STAR): Colerain HS

James Camden (LB): Anderson HS

Nijal Mooney (LB): Roger Bacon HS

Bryce Burton (H/K): Princeton HS

Mao Glynn II (OL): Walnut Hills HS

Ryan Mullaney (DL): Moeller HS

Landon Fickell (OL): Moeller HS

Luke Kandra (OL): Elder HS

Sterling Buckhalter (WR): Princeton HS

Jiarr Thomas (WR): Winton Woods HS

Eric Phillips (DE): Colerain HS

Barak Faulk (TE): Mason HS

***BOLD INDICATES STARTER**

WE ARE FAMILY

This year's roster includes five Bearcats who followed in family footsteps to play for UC.

BROTHER PLAYED AT CININNATI

- Jackson Bruscianelli - Franklin (LB, 2013-16)
- Jack Dingle - Jacob (DB, 2019-)
- Deshawn Pace - Ivan (LB, 2022)
- Evan Prater - Garyn (WR, 2019-20)
- Jiair Thomas - Jaheim (LB, 2020-22)

FATHER PLAYED AT CININNATI

- Jackson Bruscianelli - Jack (LB, 1988-89)
- Jack Dingle - Nate (LB, 1990-93)
- Antwan Peek Jr. - Antwan (LB, 1999-02)

Cincinnati boasts four players on the roster who immediate family members play/played in the NFL.

- Jack Dingle - Father Nate (1995-97)
- Jacob Hoying - Father Bobby (1996-2001)
- Antwan Peek Jr. - Father Antwan Sr. (2003-08)
- Deshawn Pace - Brother Ivan Pace Jr. (2023-)

DOUBLE DUTY

- UC radio voice Dan Hoard also serves as the PXP man for the Cincinnati Bengals, making him part of a select group. Hoard joins Bill Hillgrove (Pittsburgh Panthers & Steelers) as the only broadcasters in the country to handle radio PXP duties for an NCAA FBS and NFL team. ESPN CFB commentators Wes Durham (Atlanta), Dave Pasch (Arizona) and Bob Wischusen (NY Jets) are NFL radio voices.

ACADEMIC SUCCESS

- Cincinnati's academic prowess from the 2022-23 saw 35 Bearcats make the spring Dean's List and 56 overall with a 3.0-or-higher semester GPA.
- The program has a 100-percent senior graduation rate since 2017, including Ahmad "Sauce" Gardner returning for his fourth and final year after earning NFL Defensive Rookie of the Year honors.
- UC has six football Academic All-Americans since 2020.

IT'S ACADEMIC

CININNATI FOOTBALL'S ALL-TIME

ACADEMIC ALL-AMERICANS

- 1979 — G Edward Koboves (Second Team)
- 1981 — OT Kari Yli-Ranko (First Team)
- 1983 — WR Jason Stargell (Second Team)
- 1989 — P Jeff Jones (Second Team)
- 1990 — DL Kyle Stroh (First Team)
- 1991 — TE Kris Bjorson (First Team)
- 1997 — DL John Joseph Kobalka (First Team)
- 2020 — P James Smith (Second Team)
- 2021 — QB Desmond Ridder (First Team)*
- 2021 — WR Alec Pierce (First Team)*
- 2021 — OL Lorenz Metz (Second Team)
- 2021 — S Bryan Cook (Second Team)*
- 2022 — LB Wilson Huber (Second Team)*

*On active NFL rosters

included a 68-yard rush that was both his career-long and UC's biggest of the young season. Emory Jones also threw two touchdown passes.

- The ever-stingy Bearcats defense held Pitt to 10-of-32 passing (31.3), their best mark since UCLA and Dorian Thompson-Robinson went 8-for-26 in the 2019 opener, a 24-14 UC win.
- Senior Justin Harris had four pass breakups in his first start, and Jack Dingle had a career-high seven tackles. Dingle's first-career sack came on Pitt's final fourth-down attempt.
- Cincinnati improved to 4-2 since 2018 in road games against P5 opponents (wins against Pitt, Notre Dame, Indiana, UCLA).

NEW CONTRIBUTORS STEP UP VS. OU

- The Bearcats' defense was up to the challenge in not only its first Big 12 game, but against still-undefeated Oklahoma. Its 10 points in each half, as well as 20 total, marked its fewest since Nov. 12, 2022.
- DB Ken Willis earned his first-career start against Oklahoma in place of Deshawn Pace at the star position, finishing with a career-high nine tackles.
- LB Dorian Jones, who started seven games over the last two years for Satterfield and DC Bryan Brown at Louisville, had a career and UC season-high 13 tackles.
- S Bryon Threats forced a fumble in the first quarter, his third forced turnover (two picks as well) this season.
- S Taj Ward produced career-highs of nine stops and two for loss.

KINER CRACKS 100 FOR THIRD TIME

- Cincinnati native and 2020 Ohio Mr. Football honoree Corey Kiner had game-highs of 105 and 153 yards against ECU and Pitt to open the season, the latter being a career-high that he surpassed by halftime.
- It was his third-career 100-yard game (106 at Tulsa in 2022). His 68-yard first-quarter run was a career-long as well. He had just 16 carries over his final four games last year.
- Kiner had 79 carries for 324 yards and two TDs for LSU as a freshman in 2021.
- The Oklahoma game saw him surpass 1,000 rush yards for his career (793 at UC).

JUSTIN HARRIS: 4 PBU IN FIRST START

- Senior cornerback Justin Harris accomplished a rare feat: tying a school record in his first-career start.
- His four pass breakups marked the most since Linden Stephens in 2017 against Miami (Ohio). Former UC and current Notre Dame assistant Mike Mickens also had four in 2006 against Rutgers.
- Harris, playing in his 35th career game, had also suffered a spinal fracture in kickoff coverage against Murray State in Week 2 of the 2021 CFP season, causing him to miss the rest of the way.

TWO ALL-AMERICANS RETURN...

- Redshirt sophomore defensive tackle Dontay Corleone burst onto the national scene in 2022, earning Third Team All-American honors from the Associated Press and Pro Football Focus. He was famously nicknamed "The Godfather," and rated PFF's top defensive player in the country for 2022 (94.7) and the No. 2 returning interior defensive lineman for 2023. His 94.7 percent run-grade was the best by PFF since Micah Parsons in 2019 and the fifth-highest for a single season by a defensive lineman, edge or linebacker since

2014. The Cincinnati Colerain High School product tallied 45 tackles, 5.5 TFLs, three sacks, two fumble recoveries and two forced fumbles in 2022.

- Corleone was also named the No. 7 draft-eligible DT underclassman by The Athletic's Dane Brugler in the preseason.
- Junior Mason Fletcher also collected Third Team All-American honors from the AP and was a Ray Guy Award finalist. He will arguably be the top returning punter in the country after earning AAC Special Teams Player of the Year honors and ranking fifth in the country with a 46.2 average. The Melbourne, Australia native booted 14 50+ punts and his long of 84 yards set against SMU shattered the Cincinnati and AAC record for longest punt.

...AND THEY'RE LIVING UP TO IT

- Dontay Corleone made his presence known in the Oklahoma backfield, notching a career-high two TFLs and recording his fifth-career sack.
- Corleone also had five tackles and his first-career PBU in the Iowa State game.
- He leads the team in each category (4.5 and 2.0, respectively), all as an interior lineman.

MASON FLETCHER: NATION'S BEST?

- Junior punter Mason Fletcher ranked fourth in the nation and second in the AAC with a 46.2 average in 2022 and was named to the Ray Guy Award watch list, in addition to multiple Preseason All-America honors.
- He has 20 punts for a 44.2-yard average in 2023, with 12 inside the 20 (and four inside the 10) with no touchbacks. He has only four TBs out of 133 for his entire career.
- 29 of his 62 punts (47%) in 2022 were downed inside the 20-yard line with 12 downed inside the 10.
- He has 23 punts of 50+ and three 60-yarders, including a school and AAC record 84 at SMU in 2022.
- His 65.0 average at SMU also set AAC and UC records and gave Fletcher AAC Special Teams honors.
- The Melbourne, Australia native faced his brother, Max Fletcher, a freshman punter for Arkansas, in the 2022 season opener at Arkansas. Mason and Max's parents, Dustin and Suzanne, flew from Australia for the game. It marked the first time in nearly two years that Mason had seen his brother and mother. Fletcher's father, Dustin, a 23-year veteran in Australian Rules Football, came to the 2021 Cotton Bowl.

MARRIED BRIGGS LEADS DEFENSE

- Fifth-year senior Jowon Briggs leads UC with 19 career starts at Cincinnati. A former Walnut Hills High School star, he originally played at Virginia, where he started 14 games over two seasons and was a Midseason Freshman All-American in 2019.
- He came up huge in the Pitt game with his first sack of the season and a pair of TFLs.
- In 2022, he started all 13 games and finished with 61 tackles, 4.5 tackles for loss and three sacks en route to All-AAC First Team honors.
- Briggs has a degree in interdisciplinary studies with a focus on physics and music. He will have his certificate in computer science in December.
- He and his wife, Nyjae, have three children, Jowon, Reine and new-born baby Zane (born Aug. 25, 2023).

MALIK VANN: SCHOLAR-ATHLETE

- Sixth-year Bearcat Malik Vann was named a semifinalist for the NFF's Campbell Trophy.
- Vann entered the year on the watch list for the Reese's Senior Bowl and Comeback Player of the Year. He has held prior captain duties, including at the 2022 Wasabi Fenway Bowl while injured.
- The Fairfield HS alumnus has played in 55 games with 12 starts, totaling 23.5 TFLs and 10.5 sacks. He played only two games last season before suffering a season-ending injury.
- His community involvement includes Lighthouse Youth Services, Matthew 25 Ministries and Bethany House donations.

SATTERFIELD ERA STARTS FAST

- Cincinnati scored the ninth-most points (66), totaled the seventh-most yards (667) and tossed for the sixth-most passing yards (438) in school history in the season-opening 66-13 win over ECU.
- The first TD of the Satterfield era couldn't be more fitting. On fourth-and-5 from midfield, Satterfield dialed up a 49-yard touchdown pass from quarterback Emory Jones to wide receiver Xzavier Henderson for the first score of the season.

JONES' NAMED BIG 12 POTW

- Jones was named the Big 12 Offensive Player of the Week and Newcomer of the Week on Monday following his seven-touchdown performance in his Bearcats' debut on Saturday in the 66-13 victory over ECU.
- Jones had more touchdown passes (five) than incompletions (four) and finished 19-of-23 for 345 yards and five touchdowns with no interceptions through the air. He added two rushing scores and 26 yards on the ground.
- While at UF, he was the SEC Co-Offensive Player of the Week following a standout performance in a win over Tennessee in 2021. He led the Gators to a 38-14 victory over the Volunteers by totaling 209 yards and two touchdowns passing and 144 yards rushing.
- Saturday marked the second seven-touchdown game of Jones' career, as well. He totaled seven touchdowns (six passing, one rushing) during a 550-total-yard performance against Samford in 2021.

JONES FEEDS EVERYONE

- Emory Jones' 49-yard, 4th-and-5 touchdown pass on the opening drive to former Florida teammate Xzavier Henderson was a sign of things to come.
- Jones accounted for a school-record 7 TDs (5 pass, 2 rush), and all five passes were to different receivers vs. ECU. The last UC QB with 5 passing TDs was Gunner Kiel in 2015 vs UCF.
- He also he had three more TDs accounted-for than the next-closest Big 12 quarterback in Week 1.
- Henderson postgame said "I have to call him the lunch lady today, because he was feeding everybody."

RYAN MONTGOMERY STEPS UP

- Fifth-year senior running back Ryan Montgomery had seven carries for 17 yards the first two games, before going for a career-high 104 yards on 20 attempts against Miami (Ohio). His first two carries went for 27 yards.
- Montgomery is third in UC history for punt return yards (684).

THAT'S A LOT OF YARDS

- Freshman Barry Jackson Jr. scored on a 65-yard catch-and-run from redshirt-sophomore Brady Lichtenberg on his first-career reception, capping a historic offensive performance.
- **The 667 yards were seventh in school history, while the 66 points were ninth and the most since 2013.** The program record for the latter is 124 against Transylvania in 1912.
- Satterfield now has 12 games of 600-plus yards as a head coach. While at Louisville, he had 687 against Duke in 2021 and 600-plus against Boston College and Syracuse in 2019 (full listing on page 10).

TOTAL YARDS: CINCINNATI SINGLE-GAME HISTORY

| YARDS | OPPONENT | YEAR |
|-------|--------------------|------|
| 752 | @ Memphis | 2015 |
| 741 | Alabama A&M | 2018 |
| 726 | UCF | 2015 |
| 711 | UCConn | 2009 |
| 684 | Ohio | 1968 |
| 669 | Northwestern State | 2013 |
| 667 | Eastern Kentucky | 2023 |

GET TO KNOW THE BEARCATS

- The University of Cincinnati Department of Athletics competes at the highest level of intercollegiate athletics with the vision to reach Next Level Success for all 18 varsity teams and more than 450 student-athletes. The Bearcats have a proud athletics history, winning eight national championships and 118 conference titles. The Cincinnati men's basketball team is among the 15 winningest programs all-time, while the football team became the first non-Power Five program to compete in the College Football Playoff in 2021. Olympic gold medalist volleyball player Jordan Thompson, NBA Hall of Famer Oscar Robertson and Major League Baseball legend Sandy Koufax are among the several luminaries who have competed as Bearcats.
- The Bearcats entered a new era as a Power Five School on July 1 when they officially joined the Big 12 Conference, positioning Cincinnati among the nation's premier athletics programs.
- Off the field, UC student-athletes continue to find success, collectively posting a 3.4 GPA in spring 2023 with 78% earning spots on the Honor Roll.
- Under the leadership of Director of Athletics John Cunningham, and supported by more than 150 full-time staff members, UC Athletics' mission is to connect our community, enhance our university and impact the lives of student-athletes as they prepare to change the world on and off the field.

100 YEARS OF NIPPERT AT NIGHT

- This season marks the 100th anniversary of Cincinnati playing what is believed to be the first major college football night game in the country.
- Cincinnati started playing football in 1885 but moved the program to campus in Clifton in 1901. In 1906, UC invented co-operative education, which meant student-athletes on the football team were working downtown during the day. They needed a way to keep practicing when players were on a co-op rotation, so they erected a crude system of lights at Carson Field (where the team still plays today) in 1909. This allowed student-athletes to return to campus from co-op jobs and practice at night. In 1910, a more permanent setup was installed.

PERMANENT CAPTAINS

Head coach Scott Satterfield announced four permanent captains for the 2023 season on Sunday, Aug. 27 - the start of the first game week.

The four players were selected by their peers.

Sr.* DE Jowon Briggs
 RSo. DT Dontay Corleone
 R Jr. OL Gavin Gerhardt
 RSr.* QB Emory Jones

19 CURRENT GRADUATES ON THE TEAM

Nineteen Cincinnati football players have their degree in hand from either UC or their previous institution.

- Jowon Briggs (Interdisciplinary Studies - physics, music concentration)
- Ryan Montgomery (Criminal Justice)
- Malik Vann (Criminal Justice)
- Jackson Bruscia (Marketing)
- Bryce Burton (Marketing)
- Cam Jones (Interdisciplinary Studies)
- Ryan Mullaney (Finance)
- Cayson Pfeiffer (Marketing)
- Eric Phillips (Criminal Justice)
- Jaiir Thomas (Criminal Justice)
- Taj Ward (Exercise Science)
- Daniel Grzesiak
- Trevor Radosevich
- Emory Jones
- Joey Beljan
- Braden Smith
- George Udo
- Dee Wiggins
- Jack Perry

12 THINGS TO KNOW ABOUT UC

1. Founded in 1819
2. Enrollment: 50,500 (projected for 2023)
3. Students from all 50 states and 121 countries
4. 12 consecutive years of record enrollment
5. Global birthplace of cooperative education (co-op)
6. #1 Public University for Co-Op & Internships from *U.S. News and World Report*.
7. \$76 million annual student co-op earnings
8. \$1.8 billion endowment (among Top 25 public universities in the U.S.)
9. \$10.6 billion regional economic impact in Greater Cincinnati.
10. 332,000+ living alumni
11. MLB Hall of Famer Sandy Koufax and NBA Legend Oscar "The Big O" Robertson attended UC.
12. Astronaut Neil Armstrong and U.S. President and Supreme Court Chief Justice William Howard Taft attended UC.

OFFENSIVE FIREPOWER UNDER SATTERFIELD

- Scott Satterfield's offenses have been among the nation's best during his time at Appalachian State, Louisville, and now, Cincinnati.
- The Satterfield-led 66-point offense explosion against ECU is tied for the second most points scored in his coaching career and is the sixth time his offense has scored more than 60 points in a game. In his second year at the helm of Appalachian State (2014) he led the Mountaineers to a 66-0 victory over Campbell. His most recent 60-point win was during his tenure at Louisville as the Cardinals defeated Duke 62-22 in 2021.
- It also marks the 12th time a Satterfield-coached team has amassed 600 yards of total offense in a game.

TOTAL YARDS IN SATTERFIELD HISTORY

| YARDS | OPPONENT | YEAR |
|------------|------------------------------|-------------|
| 692 | Gardner-Webb (App State) | 2018 |
| 687 | @ Duke (Louisville) | 2021 |
| 667 | EASTERN KENTUCKY (UC) | 2023 |
| 664 | Boston College (Louisville) | 2019 |
| 663 | Howard (App State) | 2015 |
| 654 | @ ULM (App State) | 2015 |

HOME OPENER WIN STREAK

- Cincinnati has won 22-straight home openers, beginning with an overtime win over TCU in 2002. The last decade is featured below.

| RK | SCHOOL | SCORE |
|------|-------------------|---------------|
| 2023 | Eastern Kentucky | W, 66-13 |
| 2022 | Kennesaw State | W, 63-10 |
| 2021 | Miami (OH) | W, 49-14 |
| 2020 | Austin Peay | W, 55-20 |
| 2019 | UCLA | W, 24-14 |
| 2018 | Alabama A&M | W, 63-7 |
| 2017 | Austin Peay | W, 26-14 |
| 2016 | UT Martin | W, 28-7 |
| 2015 | Alabama A&M | W, 52-10 |
| 2014 | Toledo | W, 58-34 |
| 2013 | Purdue | W, 42-7 |
| 2012 | Pittsburgh* | W, 34-10 |
| 2011 | Austin Peay | W, 72-10 |
| 2010 | Indiana State | W, 40-7 |
| 2009 | SE Missouri State | W, 70-3 |
| 2008 | Eastern Kentucky | W, 40-7 |
| 2007 | SE Missouri State | W, 59-3 |
| 2006 | Eastern Kentucky | W, 31-0 |
| 2005 | Eastern Michigan | W, 28-26 |
| 2004 | Miami (OH) | W, 45-26 |
| 2003 | East Carolina* | W, 40-3 |
| 2002 | TCU* | W, 36-29 (OT) |

The team painted the football white in order to see it better in the dark. In 1921 the university upgraded to a more modern incandescent lighting system which was, fittingly, designed by electrical engineering student Jack Silverman as his co-op thesis.

- In 1923, UC took it a step further, staging a regular-season game under the lights—the September 29 season opener against Kentucky Wesleyan. As the Bearcats won the game 17-0, the college football world took notice that the experiment had worked. It was the first college football game played under lights in the Midwest and believed to be the first major college football night game in the country.
- Cincinnati celebrates the 100th anniversary of night football this season, on the same field where the idea was pioneered in 1923.

BRADEN SMITH TAKES TO THE AIR

- Louisville transfer wide receiver Braden Smith is not only a 4.4 40-yard dash extraordinaire; the 23-year-old is a certified pilot. He took up the journey shortly after his three-catch, 45-yard Fenway Bowl performance against Cincinnati in December.
- Smith's long-term goals include flying cargo for UPS or FedEx, but says he remains open to airlines.
- "I just enjoy the thrill of being hands-on and being in control and going through procedures and things of that nature," Smith said to the Cincinnati Enquirer. "The first time I went up I was kind of shakin' at the knees. I didn't know what to expect. Luckily, I had a really good instructor and was able to keep flying. I got more confident with it, and once I was able to get my license, I really built up that confidence in myself."
- Smith, who had a 48-yard touchdown catch in his debut against ECU, had 59 receptions for 653 yards for Louisville from 2020-22 after transferring from Northwest Mississippi CC.

SMITH A PILOT ON THE FIELD, TOO

- Braden Smith's 30-yard completion on a WR pass to 2022 Louisville teammate Dee Wiggins, which set up a touchdown at Pitt, was a familiar sight.
- For his career, Smith is 6-for-12 with 190 yards and two touchdowns. He was also a quarterback in high school.

SINGLETARY BECOMING TD MACHINE

- Senior tight end Payten Singletary hauled in his third-career TD to put UC ahead 7-0 in the Pitt win, and he has three scores on nine career catches.
- Of Emory Jones' 11 touchdown passes, two have gone to Singletary and six to first-year transfers.
- UC has won every game in which Singletary has a score (2021 Miami (Ohio) and 2023 ECU/Pitt).
- He hauled in a career-long 32-yard catch-and-run in open space against Miami (Ohio) this season.

THIS IS BIG

- Cincinnati joined the Big 12 on July 1, 2023, along with UCF, Houston and BYU.
- After 25 years as a football independent (1970-1995), Cincinnati joined Conference USA in 1996 before becoming a member of the BIG EAST in 2005 and then The American in 2013.

AN ELITE PROGRAM BY THE NUMBERS

- Any way you look at it over the last five, 10, 15 and 20

years — Cincinnati has proven to be one of the nation's top programs.

- Cincinnati is the 19th winningest program since 2013 (the last 10 years) with a record of 88-45 (67%), winning three conference championships and advancing to eight bowls, including two New Year's Six bowls in that time frame.
- The Bearcats became the first-ever "Group of Five" team to advance to the College Football Playoff in 2021, defeating No. 9 Notre Dame on the road and finishing undefeated in the regular season along the way.
- Since 2008, Cincinnati has the 15th-most wins in college football (last 15 years) with a 135-63 (68%) mark. The Bearcats have won an astounding seven conference championships over the last 15 years with only Oklahoma (nine), Ohio State (eight), Alabama (eight) and Clemson (seven) matching that feat. UC also has four NY6 bowl appearances and three AP Top 10 finishes in that time.
- Cincinnati (2021) is one of only 15 teams ever to play in the College Football Playoff and join Oklahoma (2016, 2019, 2020) and TCU (2022) as the only current Big 12 teams to ever qualify for College Football's Final Four.

HALL OF FAME BLOODLINES

- Redshirt-sophomore safety Antwan Peek Jr. is following in his father's Cincinnati Athletics Hall of Fame footsteps.
- The elder Peek is UC's all-time leader in sacks (27.0), tackles for loss (56.0), forced fumbles (17) and blocked kicks (7). He was a third round pick (No. 67 overall) by the Houston Texans in the 2003 in the NFL Draft and played five seasons in the NFL, including four with the Texans and one with the Browns, finishing with 28 starts.
- Peek Jr., a walk-on who was put on scholarship, was cited by Satterfield prior to the season-opener as someone to watch.
- "The guy that's kind of stuck out this August camp was Antwan Peek Jr.. He's a guy who was down the depth chart and now after the spring, he's number two safety. He a guy that will get to play, I mean he's going to get some good playing time."

EMERGING SECONDARY PIECES

- Junior Bryon Threats has two interceptions this year and four for his career, including a 33-yard return against Miami (Ohio).
- He has earned a full-time starting job after having 10 in 2022 and serving primarily on special teams as a freshman on the 2021 CFP team.
- Both of Taj Ward's first two forced fumbles of his career came in back-to-back games (Pitt and Miami) before producing career-highs of 9 tackles and 2 TFL against Oklahoma.
- He is the lone sixth-year member of the program and is enjoying his second year as a starter, this time as a safety after being the nickel in 2022.

FREAKS LIST

- UC boasted three members of Bruce Feldman's annual "Freaks" list for the third-straight season.
- Tyler Scott, Tre Tucker and Josh Whyte earned the honors in 2022, while Desmond Ridder, Alec Pierce and Myjai Sanders garnered 2021 nods. All six are now on NFL rosters.
- Defensive lineman Jowon Briggs, an eclectic music persona with the piano, guitar, bass, drums, sax, flute, cello, violin, viola, harmonica and his tenor voice, squatted 700 in high school. He deadlifted 655 this offseason and did 31

bench-press reps at 225. He also hit 18.6 MPH and 4.89 in the pro shuttle.

- Fellow defensive lineman Dontay Corleone benches 485, squats 605 and deadlifts 700. He can also hit 18 MPH on the GPS with a 4.68 pro shuttle, something only one other 300-pound defensive lineman could do faster at the NFL Combine.
- Deshawn Pace, the 6-2, 212-pound senior star (hybrid nickel/linebacker) hit 21.21 MPH with a speedy 1.51 10-yard split. He also benches 340 pounds and can do 25 pull-ups.

CFP+MF4 APPEARANCE

- Cincinnati is one of 11 schools - one of two in the Big 12 with Oklahoma - to have a Men's Final Four and College Football Playoff appearance in its athletic history.
- Cincinnati became the first non-Power 5 team to make the College Football Playoff after finishing as the nation's only undefeated team in 2021 and has advanced to six Men's Final Fours.

LOOKING AT THE 2023 SCHEDULE

- The Bearcats joined the Big 12 on July 1, setting up what will be the most exciting football schedule in school history.
- Cincinnati hosts seven games at Nippert Stadium.
- Cincinnati's first conference game as a member of the Big 12 will be a marquee matchup against Oklahoma on Sept. 23 inside Nippert Stadium.
- Other highlights include renewing old BIG EAST rivalries with road contests at Pitt and West Virginia.

NOTING THE 2023 SCHEDULE

- **EKU (Sept. 2):** Cincinnati claimed its 22nd-straight home-opening win behind 667 yards (seventh in school history) and 66 points (ninth-most). QB Emory Jones accounted for school-record 7 TDs while throwing TD passes to five different receivers.
- **Pitt (Sept. 9):** Cincinnati defeated its old Big East rival for the third-straight time in what was the first meeting since 2012. Corey Kiner ran for a career-high 153 yards, surpassing his career-high by halftime, and UC built a 27-7 lead before staving off Pitt's rally.
- **Miami (Ohio) (Sept. 16):** The Battle for the Victory Bell remains the longest continuous non-conference rivalry in FBS college football and the oldest rivalry in the FBS with the first game played in 1888. UC fell 31-24 in overtime despite a 538-358 advantage in total offense.
- **Oklahoma (Sept. 23):** Cincinnati gives high-powered Sooners their first deficit of season early, but trail 10-3 at half and are unable to come back in 20-6 defeat for campus' first FOX Big Noon Kickoff visit.
- **BYU (Sept. 29):** Cincinnati out-gained the Cougars by 203 yards, but BYU's early pick-six and drive in the final minute of the first half were the difference on a Friday night in Provo.
- **Iowa State (Oct. 14):** The Bearcats held an early lead, but the Cyclones went up 17-7 at the break and did not look back.
- **Baylor (Oct. 21):** First meeting
- **Oklahoma State (Oct. 28):** Fourth all-time meeting and first since 1983.
- **UCF (Nov. 4):** Bearcats have won three of the last four matchups, but dropped the 2022 contest in Orlando. The

Bearcats and the Knights spent recent years as the top two G5 teams. UCF won 25 straight games and two AAC titles in 2017 and 2018. Cincinnati actually handed UCF its first AAC loss in three years in a historic 27-24 Friday night win in 2019 which propelled the Bearcats to back-to-back league titles and AP Top 10 finishes in 2020-21.

- **Houston (Nov. 11):** 29 meetings are the most among any 2023 opponent; UC has won three in a row from 2019-21, including the 2021 AAC Championship Game which secured the first ever 13-0 start in school history.
- **West Virginia (Nov. 18):** Former Big East rivals meet for 21st time and first since 2011.
- **Kansas (Nov. 25):** Cincinnati won 34-7 in Nippert Stadium in 1997, one of two matchups all-time.

SATTERFIELD SYNOPSIS

- Cincinnati head coach Scott Satterfield begins his first year at the helm of the Bearcats. He was hired as UC's 43rd head coach on Dec. 5, 2022.
- Satterfield brought an outstanding 76-48 record (.616) in 10 years as a head coach at Louisville and Appalachian State, holding a winning mark in seven seasons in addition to a 4-1 record in bowl games.
- He led the Mountaineers from the FCS to the FBS and to three straight conference titles.
- He lifted the Cardinals up from a 2-10 campaign in 2018 to an 8-5 record in his first season in 2019.
- A Durham, N.C., native, Satterfield was the 2018 Sun Belt Coach of the Year at Appalachian State before earning 2019 ACC Coach of the Year honors after leading the Cardinals to a six-win improvement in his first year.
- Satterfield has deep ties to App State, serving as an assistant coach (1998-08) and quarterback for the Mountaineers (1991-95), helping lead his alma mater to three NCAA Division I FCS national titles and eight conference championships along the way.

NEW FACES

- After the 2022 season, Cincinnati had 15 players enter the transfer portal and leave the program and another 17 either graduated or declared for the NFL Draft.
- The Bearcats brought in 23 college transfers for this fall:
 - TE Joey Beljan (Western Kentucky)
 - WR Sterling Berkhalter (NC A&T)
 - K Carter Brown (Arizona State)
 - OL Deondre Buford (Kentucky)
 - OLB Daniel Grzesiak (Nevada, Utah State)
 - WR Xzavier Henderson (Florida)
 - DT Jalen Hunt (Michigan State)
 - LB Dion Hunter (New Mexico)
 - LB Dorian Jones (Louisville)
 - QB Emory Jones (Arizona State, Florida)
 - OL Luke Kandra (Louisville)
 - DE Kyree Moyston (Virginia Tech)
 - OL Judea Milon (Tyler Junior College)
 - WR Donovan Ollie (Washington State)
 - OL Trevor Radosevich (Penn)
 - WR Braden Smith (Louisville)
 - WR Aaron Turner (UConn)
 - S George Udo (BYU)
 - DB D.J. Taylor (Arizona State)
 - DB Jabril White (Diablo Valley JC)
 - OL Philip Wilder (Southeast Missouri State)
 - WR Dee Wiggins (Louisville, Miami)

- DB Jordan Young (Florida)

12 NEW STARTERS IN FIRST GAME

- Of Cincinnati's 22 starters in the season opener, eight were making their UC debuts, including five on offense. Four others (OL Dartanyan Tinsley, RB Corey Kiner, TE Payten Singletary, LB Jack Dingle) made their first-career starts.

WEALTH OF KICK AND PUNT RETURNERS

- Cincinnati returns fifth-year running back Ryan Montgomery, whose 684 punt return yards rank third in school history. He is joined by several transfers with solid special-teams resumes.
- Defensive back D.J. Taylor, a three-year letterwinner at Arizona State, had a 107-yard KR score against Arizona in 2020 while ranking third in the nation with a 36.9-yard average.
- Braden Smith had a 30-yard punt return against Kentucky in 2022 and a career-long 49-yard touchdown versus ECU in 2021.
- Xzavier Henderson had 34 punt and nine kickoff returns in his three years at Florida, including returns of 48 yards against Missouri and 28 at Texas A&M in 2022. He also returned a punt 33 yards against FAU in the 2021 opener.

DON'T FORGET ABOUT ERIC PHILLIPS

- Preseason All-America redshirt sophomore nose tackle Dontay "The Godfather" Corleone and senior defensive end Jowon Briggs get the bulk of the media attention, but Eric Phillips has proven to be star in his own right.
- Entering his second year as a starting defensive end, the Cincinnati native finished with 2 TFL, a sack and forced fumble versus ECU. For his career, he has 12 TFL and five sacks, all over the last two seasons.

GRZESIAK LEADS DEFENSE IN DEBUT

- Another solid Week 1 performer was Daniel Grzesiak, rated the 20th-best available transfer by The Athletic's Max Olson, who had a team- and career-high seven tackles in his UC debut, including a strip-sack and fumble recovery on the same play. The Los Angeles native came by way of Utah State and Nevada before then.
- Taj Ward also had a career-high six tackles, while Justin Harris and Bryon Threats earned their first and third-career interceptions, respectively.

LT AN AEROSPACE ENGINEER

- The offensive line is a cerebral position, and redshirt-junior offensive lineman John Williams has proven it as he pursues a starting job at left tackle.
- Williams, an aerospace engineering major, played in 12 of 13 games last year and 12 more in 2021, including starting the first three for the eventual CFP Bearcats. He cites NASA and Boeing as two places he would like to work for once his career is over.
- "I do take a good amount of pride in it," he told Sports Illustrated about his heavy academic load. "It's hard to juggle, and I don't sleep much, but I like to work hard."

BUFORD HAS SEEN THE BEST

- Redshirt junior and Kentucky transfer Deondre Buford claimed the starting right tackle spot.
- The Detroit native, who went to the same Martin Luther King HS as Ahmad "Sauce" Gardner, appeared in all

13 games for UK in 2022 at both guard and tackle, while earning a pair of starts. One of those was against defending and eventual national champion Georgia.

THE LONE RETURNING STARTER ON OFFENSE

- The coaching change and transfer portal has made for a completely different offensive depth chart this season.
- Redshirt-junior center Gavin Gerhardt is the only returning offensive starter, having taken on all 13 games last year and proving to be one of the Bearcats' best on the line. He snapped for two quarterbacks with vastly different styles and paved the way for three different running backs to tally 100-yard rushing games.
- Not only that, he was emerging as a starting guard in 2022 fall camp before a season-ending injury to incumbent center Jake Renfro.

CARTER BROWN, THE KICKER

- Arizona State transfer Carter Brown was 9-for-9 on PATs in his debut (second-most in UC history as well) and remains perfect on all 50 tries of his career.
- He also made his first six field goal tries (including two of 46 and 47 yards), putting him 9-for-11 from 40-plus in his career.
- His 54-yard boot against Oklahoma was the longest for UC since 2008 and tied for third all-time.

NEW FACES AT WIDE RECEIVER

- The Cincinnati wide receiver room returns just one scholarship receiver in redshirt junior Chris Scott, but it added loads of experience to offensive coordinator/wide receivers coach Brad Glenn's room.
- **0 Braden Smith (Louisville)** — Appeared in 29 games as a wide receiver and kick specialist for Louisville, where he hauled in 59 receptions for 653 yards and two touchdowns from 2020-22 after transferring from Northwest Miss. CC.
- **2 Dee Wiggins (Louisville)** — Veteran who brings 22 games of starting experience during stints at Louisville and Miami. Spent four seasons at Miami from 2018 to 2021 where he appeared in 40 games at wide receiver. Totaled 791 receiving yards on 62 receptions for seven touchdowns as a Hurricane. Played three games at Louisville in 2022 before a season-ending injury.
- **3 Evan Prater (QB at UC)** — Started two games behind center for the Bearcats in 2022 and was previously a backup for Desmond Ridder. Moved to wide receiver this summer. Had 166 yards on the ground as a quarterback and is a natural athlete.
- **8 Xzavier Henderson (Florida)** - Led Florida with 38 receptions in 2022, while also totaling 410 receiving yards and two touchdowns. He appeared in 35 games, recording 73 catches for 835 yards and five touchdowns with the Gators from 2020-22. Former teammate of UC starting quarterback Emory Jones.
- **9 Aaron Turner (UConn)** - Appeared in all 25 games for UConn from 2021-22, totaling 90 receptions for 759 yards and three touchdowns, in addition to 75 more yards on the ground. Led the Huskies in receptions, his second straight season with a team-high in catches, yards and touchdowns in 2022, finishing with 57 catches for 527 yards and three scores after hauling in 33 catches for 232 yards in 2021.
- **11 Donovan Ollie (Washington St.)** - Experienced receiver who brings 24 career starts, 70 receptions, 807 yards, four touchdowns and two years of eligibility to the Bearcats following four seasons as a member of

the Washington State program. Made 11 starts and appeared in 12 games in 2022, tallying 43 receptions for 491 yards and three scores. Overlapped one season with the late Mike Leach, whose Texas connections brought him to Pullman.

- **14 Barry Jackson (High School)** - Four-star recruit according to Rivals and one of the top 50 prospects in the state of Georgia according to 247Sports.
- **84 Sterling Berkhalter (NC A&T)** - Cincinnati native who played in 16 games with 13 starts over two seasons (2021-22) at North Carolina A&T. Totaled 35 receptions for 476 yards and two scores. Made 10 starts in 2022, tallying 28 receptions for 414 yards and both career touchdowns. Attended Georgia Prep Academy prior to college.

WHO IS NEW AT QUARTERBACK

- Cincinnati signed transfer quarterback Emory Jones in the early signing period in December. He has started 20 games at Arizona State and Florida, and thrown for 4,880 yards and 33 touchdowns over 45 career games. He started 12 games at Florida in 2021 and finished with 2,734 yards and 19 touchdowns to go along with 758 yards and four touchdowns on the ground.
- Brady Drogosh, a 6-4 true freshman, joins the Bearcats as a four-star recruit and Michigan's No. 1 prospect. He was named Michigan's Mr. Football in 2022 after throwing for 2,264 yards and 35 touchdowns to go along with 1,340 rushing yards for De La Salle Collegiate.
- RS sophomore Brady Lichtenberg went 4-for-4 for 93 yards as the second-stringer against ECU, his first-career passing attempts. He hit freshman Barry Jackson Jr. for a 65-yard score late in the game.

DUAL-THREAT DROGOSH

- True freshman quarterback Brady Drogosh turned heads in his first collegiate spring and fall camp, despite coming in as arguably UC's top high-school signee.
- The Warren, Mich., native was a consensus four-star recruit and rated the No. 1 player in the state, a top-five quarterback and top-50 national prospect by On3. While the 6-foot-4, 215-pound gunslinger has displayed a fluid throwing motion, he also unleashed a 99-yard touchdown run in a fall-camp scrimmage at Nippert Stadium.

BEARCATS IN SEASON OPENERS

- Cincinnati has won 22-straight home openers, beginning with an overtime win over TCU in 2002. This season was a 66-13 win over Eastern Kentucky.

BEARCATS FIND NFL SUCCESS

- Cincinnati has seen 16 Bearcats drafted since the start of 2021 — second-most in the Big 12 in that time span. The list includes Ahmad "Sauce" Gardner, who was selected fourth overall by the New York Jets in 2022 and went on to earn All-Pro and NFL Defensive Rookie of the Year honors.
- While Gardner took the NFL by storm as a rookie, Travis and Jason Kelce turned in dominant seasons once again. The brothers, who both starred for the Bearcats more than a decade ago, each earned All-Pro and faced off in Super Bowl LVIII. The Kansas City Chiefs won the league crown and Travis Kelce was joined by fellow Bearcat Bryan Cook, a rookie safety.

TAKE ME TO HIGHER GROUND

- For the past 25 years, the UC football has called the Higher Ground Conference and Retreat Center in West Harrison, Ind., its preseason training home.
- The 280-acre facility is located about 30 miles from campus and has served as the Bearcats training camp location since the lead up to the 1999 season.
- Higher Ground has two 100-yard turf practice fields, including a new surface installed in 2017, ample living and meeting spaces and no distractions from football.

CHAMPIONSHIP HISTORY

- UC won the 2021 and 2020 AAC Championships, its 15th and 16th league titles, for its first two since 2014 and first outright crowns since 2009.
- UC played in its third-straight AAC title game in 2021.
- Each of the last two were played at Nippert Stadium. UC toppled No. 16 Houston in 2021 after defeating No. 23 Tulsa on Cole Smith's game-ending 34-yard field goal. That first game, played on Saturday, Dec. 19 at Nippert Stadium, marked the latest date a game was played in Nippert since a matchup vs. Xavier on Dec. 7, 1918.

CONFERENCE CHAMPIONSHIPS (16)

| YEAR | LEAGUE | HC | REC |
|------|-------------------|------------|--------|
| 1933 | Buckeye * | King | 7-2-0 |
| 1934 | Buckeye | King | 6-2-1 |
| 1947 | Mid-American | Nolting | 7-3-0 |
| 1949 | Mid-American | Gillman | 7-4-0 |
| 1951 | Mid-American | Gillman | 10-1-0 |
| 1952 | Mid-American | Gillman | 8-1-1 |
| 1963 | Missouri Valley * | Studley | 6-4-0 |
| 1964 | Missouri Valley | Studley | 8-2-0 |
| 2002 | Conference USA * | Minter | 7-7-0 |
| 2008 | BIG EAST | Kelly | 11-3-0 |
| 2009 | BIG EAST | Kelly | 12-1-0 |
| 2011 | BIG EAST * | Jones | 10-3-0 |
| 2012 | BIG EAST * | Jones | 10-3-0 |
| 2014 | American * | Tuberville | 9-4-0 |
| 2020 | American | Fickell | 9-0-0 |
| 2021 | American | Fickell | 13-0-0 |

* - Shared title

INDOOR PRACTICE FACILITY IN 2024

- Cincinnati this summer broke ground on its new indoor facility. It includes a 120-yard football field, to also be used by other UC programs, scheduled for completion by Fall 2024, as well as a 96,000-square-foot performance center that includes football offices, nutrition stations, a weight room and mental health services, among many others, by Fall 2025.



POLLING DATA

| WEEK | AP | COACHES | CFP |
|--------------|----|---------|-----|
| Preseason | - | - | - |
| Sept. 5 | - | - | - |
| Sept. 12 | RV | RV | - |
| Sept. 19 | - | - | - |
| Sept. 26 | - | - | - |
| Oct. 3 | - | - | - |
| Oct. 10 | - | - | - |
| Oct. 17 | - | - | - |
| Oct. 24 | - | - | - |
| Oct. 31 | - | - | - |
| Nov. 7 | - | - | - |
| Nov. 14 | - | - | - |
| Nov. 21 | - | - | - |
| Nov. 28 | - | - | - |
| Dec. 5 | - | - | - |
| FINAL | - | - | - |

IN THE POLLS

AP

| | |
|--------------------|--------------------|
| 1. Georgia | 1. Georgia |
| 2. Michigan | 2. Michigan |
| 3. Ohio State | 3. Ohio State |
| 4. Florida State | 4. Florida State |
| 5. Washington | 5. Washington |
| 6. Oklahoma | 6. Penn State |
| 7. Penn State | 7. Oklahoma |
| 8. Texas | 8. Texas |
| 9. Oregon | 9. Alabama |
| 10. North Carolina | 10. North Carolina |
| 11. Alabama | 11. Oregon |
| 12. Oregon State | 12. Ole Miss |
| 13. Ole Miss | 13. Oregon State |
| 14. Utah | 14. Utah |
| 15. Notre Dame | 15. Tennessee |
| 16. Duke | 16. USC |
| 17. Tennessee | 17. Duke |
| 18. USC | 18. Notre Dame |
| 19. LSU | 19. LSU |
| 20. Missouri | 20. Missouri |
| 21. Louisville | 21. Louisville |
| 22. Air Force | 22. Air Force |
| 23. Tulane | 23. Iowa |
| 24. Iowa | 24. Tulane |
| 25. UCLA | 25. UCLA |

COACHES

NIPPERT STADIUM TOP CROWDS

| ATT | OPPONENT | DATE | RESULT |
|---------------|-------------------|-----------------|-----------------------|
| 40,140 | UConn | 10/24/15 | W, 37-13* |
| 40,121 | UCF | 10/4/19 | W, 27-24* |
| 40,101 | Miami (Fla.) | 10/1/15 | W, 34-23* |
| 40,015 | Houston | 9/15/16 | L, 40-16* |
| 39,095 | Alabama A&M | 9/5/15 | W, 52-10 |
| 38,919 | UConn | 11/9/19 | W, 48-3 |
| 38,557 | South Florida | 10/8/22 | W, 28-24* |
| 38,464 | Indiana | 9/24/22 | W, 45-24* |
| 38,461 | Navy | 11/5/22 | W, 20-10* |
| 38,199 | East Carolina | 11/11/22 | W, 27-25* |
| 38,193 | EKU | 9/2/23 | W, 66-13* |
| 38,193 | Miami (OH) | 9/16/23 | L, 24-31 (OT)* |
| 38,193 | Oklahoma | 9/23/23 | L, 6-20* |
| 38,193 | Iowa State | 10/14/23 | L, 10-30* |

*Sellouts



CARSON FIELD AT NIPPERT STADIUM

CARSON FIELD AT NIPPERT STADIUM HAS BEEN THE VENERABLE HOME OF THE UNIVERSITY OF CINCINNATI FOOTBALL TEAM SINCE 1901 AND PROVIDES A PHENOMENAL HOME-FIELD ENVIRONMENT.

HARD TICKET TO COME BY

- Cincinnati football officially sold out of season tickets for the first time ever prior to the 2022 football season, selling more than 23,500 to set a new school. The Bearcats accomplished the feat again in 2023.
- The Bearcats are currently on single-game sellout streak spanning 15 contests since 2021.

A MODERN CLASSIC

- In 1915, construction was completed on the first sections of a brick and concrete structure to replace the wooden stands and continued for several seasons as funds were raised.
- In 1924, the completed structure was dedicated as James Gamble Nippert Memorial Stadium with a capacity of 12,000.
- UC has used the Nippert site as a playing field since 1901, making it the second-oldest playing site in the nation for college football behind Penn's Franklin Field (1895).
- Among NCAA FBS schools, Nippert is the third-oldest stadium still in use, behind Bobby Dodd Stadium (Georgia Tech - 1913), Davis Wade Stadium (Mississippi State - 1914) and ahead of Ole Miss' Vaught-Hemingway Stadium (1915) and Wisconsin's Camp Randall Stadium (1917).
- Through numerous renovations, the structure situated in the middle of the Clifton campus has retained its early-century brickwork, wrought-iron gates, and trim giving Nippert a comfortable old-time stadium charm and appeal, while remaining a classic showplace for college football.
- The third-oldest NCAA FBS stadium entered a new era in 2015 following the completion of a 20-month, \$86-million, privately funded renovation and expansion project.
- The post-renovation season in 2015 coincided with the 100th anniversary of the original 1915 construction.

FOR THE FANS

- Both concourses were renovated and widened and now feature nearly 75 permanent point-of-sale concession locations are available on game days.
- Concession stands feature the usual stadium staples along with offerings from premium local vendors, including Frisch's, Montgomery Inn and Skyline Chili.
- Enhancements were added in 2019, including: new tailgating spots, social gathering spaces, fans-first pricing and a season-long DJ for in-game entertainment.

WHAT'S IN A NAME?

- During the season-ending clash with rival Miami (OH) in 1923, Jimmy Nippert sustained a spike wound injury and died a month later from blood poisoning.
- His grandfather, James N. Gamble of Procter and Gamble, provided the funds needed to complete the horseshoe-shaped structure, and the James Gamble Nippert Memorial Stadium was dedicated on Nov. 8, 1924.
- The stadium's founder was Arch Carson, who as captain and principal organizer played a significant role in starting football on the UC campus in 1885. In 1901 as physical director of the university, Carson guided the construction of the field which was later named for him -- the playing surface is still called Carson Field.

THE WEST PAVILION

- The most striking changes sit five stories above the west concourse. At 105,000 square feet and 130 yards long, the West Pavilion rises out of the stadium concourse in glass and angles which contain a host of new premium seating along with state-of-the-art press facilities.
- The curvature of the facility matches that of Herschede-Shank Pavilion on the east side of the stadium and contains four levels; the Margaret & Michael Valentine press and suite level, suite level, scholarship club level, and patio mezzanine level.
- UC went from having nearly no premium seating options to the addition of 1,100 scholarship club seats and 53 indoor and outdoor suites of varying sizes. A skywalk connects Tangeman University Center to the West Pavilion with premium area customers able to access the facility on gameday from the other side of campus.

TQL PARTNERSHIP BOLSTERS NIPPERT STADIUM

- Total Quality Logistics (TQL), the second-largest freight brokerage firm in North America and Cincinnati's largest private company, and UC announced in January 2023 a long-term strategic partnership that will include field level and stadium signage and logo assets for TQL as well as specific investment to the Bearcats' indoor practice and performance facility project.
- TQL's logo will appear on Carson Field in two places.
- While field surface branding typically results in renaming the venue, as a Cincinnati company, TQL has chosen to not name the field. It will continue to be named Carson Field in honor of Dr. Arch Carson, who organized the first football team at the university in 1885 and is known as the Father of UC Football.

2023 CINCINNATI FOOTBALL ALPHABETICAL ROSTER

| # | NAME | POS. | HT. | WT. | CL. | HOMETOWN / HIGH SCHOOL / LAST SCHOOL |
|----|-----------------------|------|------|-----|-------------------|---|
| 37 | Trevor Adams | LB | 6-2 | 236 | RSO. [^] | Loveland, Ohio / Goshen / Western Kentucky |
| 14 | Rayquan Adkins | CB | 5-11 | 185 | Fr. | Miami, Fla. / Northwestern |
| 7 | Sammy Anderson Jr. | CB | 6-0 | 185 | RJr. | Dayton, Ohio / Trotwood-Madison |
| 86 | Lesley Andoh | WR | 6-0 | 190 | RFr. [^] | Dublin, Ohio / Scioto |
| 17 | Joey Beljan | TE | 6-3 | 240 | RSr. | Holland, NJ. / Delaware Valley / Western Kentucky |
| 47 | Rory Bell | K | 5-10 | 185 | RJr. [^] | Wilmington, Ohio / Wilmington / Temple |
| 84 | Sterling Berkhalter | WR | 6-4 | 200 | Jr. | Cincinnati, Ohio / Ga. Prep Academy / NC A&T |
| 51 | Ben Blevins | DL | 6-2 | 270 | RJr. [^] | Cincinnati, Ohio / La Salle |
| 20 | Oliver Bridges | DB | 6-2 | 205 | RFr. | Potomac, Md. / The Bullis School |
| 0 | Jowon Briggs | DE | 6-2 | 297 | Sr.* | Cincinnati, Ohio / Walnut Hills / Virginia |
| 33 | Carter Brown | K | 6-0 | 205 | So. | Pearland, Texas / Dawson / Arizona State |
| 50 | Jackson Brusciannelli | LB | 5-11 | 240 | RSr. [^] | Chicago, Ill. / Montini Catholic |
| 56 | Deondre Buford | OL | 6-3 | 315 | RJr. | Detroit, Mich. / Martin Luther King / Kentucky |
| 24 | Todd Bumphis | CB | 6-0 | 198 | RJr. | Toledo, Ohio / St. Francis De Sales |
| 40 | Kamari Burns | DE | 6-4 | 275 | Fr. | Columbus, Ohio / Gahanna Lincoln |
| 39 | Bryce Burton | H/K | 5-10 | 200 | RSr. [^] | Cincinnati, Ohio / Princeton |
| 42 | Stephan Byrd | RB | 6-0 | 215 | RFr. | Canal Winchester, Ohio / Canal Winchester |
| 32 | James Camden | LB | 6-1 | 228 | RJr. [^] | Cincinnati, Ohio / Anderson |
| 21 | Kalen Carroll | CB | 6-1 | 185 | RFr. | Indianapolis, Ind. / Center Grove |
| 18 | Trevor Carter | LB | 6-1 | 205 | Fr. | Ironton, Ohio / Ironton |
| 87 | Stanley Clyne | WR | 6-1 | 185 | Fr. | Tipp City, Ohio / Tippecanoe |
| 2 | Dontay Corleone | DL | 6-2 | 318 | RSO. | Cincinnati, Ohio / Colerain |
| 29 | Manny Covey | RB | 5-11 | 190 | Fr. | Starke, Fla. / Bradford |
| 8 | Isiah Cox | S | 6-2 | 200 | RSO. | Alcoa, Tenn. / Alcoa |
| 61 | Luke Dalton | OL | 6-5 | 308 | RFr. | Crystal Lake, Ill. / Marian Central Catholic |
| 11 | Jayden Davis | S | 6-2 | 190 | Fr. | Suwanee, Ga. / Collins Hill |
| 36 | Victor Dawson | RB | 6-0 | 225 | RSO. [^] | Akron, Ohio / Hoban / Merrimack |
| 49 | Jack Dingle | LB | 6-4 | 238 | RSO. | Louisville, Ky. / Trinity |
| 33 | CJ Doggette | DE | 6-2 | 270 | RFr. | Pickerington, Ohio / Pickerington Central |
| 12 | Brady Drogosh | QB | 6-4 | 215 | Fr. | Warren, Mich. / De La Salle Collegiate |
| 78 | Grant Edgington | OL | 6-4 | 280 | Fr. [^] | Madeira, Ohio / Madeira |
| 45 | Barak Faulk | TE | 6-3 | 240 | RJr. [^] | Cincinnati, Ohio / Mason |
| 66 | Landon Fickell | OL | 6-4 | 290 | RSO. | Cincinnati, Ohio / Moeller |
| 31 | Mason Fletcher | P | 6-7 | 215 | Jr. | Melbourne, Australia / ProKick |
| 53 | Gavin Gerhardt | OL | 6-4 | 305 | RJr. | Xenia, Ohio / Xenia |
| 19 | Tyler Gillison | OLB | 6-4 | 242 | RFr. | Pickerington, Ohio / Pickerington Central |
| 55 | Mao Glynn II | OL | 6-3 | 300 | RSO. | Cincinnati, Ohio / Walnut Hills |
| 79 | Ethan Green | OL | 6-7 | 305 | RFr. | Fremont, Ohio / Fremont Ross |
| 9 | Daniel Grzesiak | OLB | 6-1 | 250 | RSr.* | Los Angeles, Calif. / Crenshaw / Nevada / Utah State |
| 77 | Jonathan Harder | OL | 6-5 | 320 | RFr. | Delaware, Ohio / Olentangy Berlin |
| 12 | Justin Harris | CB | 6-0 | 195 | RSr. | Dayton, Ohio / Wayne |
| 63 | Nathan Hawks | K | 6-0 | 204 | Jr. [^] | Enon, Ohio / Greenon / Wittenberg |
| 8 | Xzavier Henderson | WR | 6-3 | 200 | Sr. | Miami, Fla. / Columbus / Florida |
| 13 | Jacob Hoying | QB | 6-2 | 205 | RSO. [^] | Columbus, Ohio / Bishop Watterson |
| 90 | Jalen Hunt | DT | 6-4 | 315 | RSr. | Detroit, Mich. / Belleville / Michigan State |
| 42 | Dion Hunter | LB | 6-2 | 235 | RJr. | Albuquerque, N.M. / Cleveland / New Mexico |
| 52 | Connor Ingram | P | 5-10 | 215 | So. [^] | Powell, Ohio / Olentangy Liberty / Wittenberg |
| 14 | Barry Jackson Jr. | WR | 5-11 | 195 | Fr. | Ellenwood, Ga. / Cedar Grove |
| 99 | Rob Jackson | DE | 6-5 | 275 | RSO. | Philadelphia, Pa. / Archbishop Wood |
| 69 | Cam Jones | OL | 6-8 | 330 | RSr. | Knott County, Ky. / Fredrick Douglass |
| 23 | Daved Jones Jr. | LB | 6-1 | 228 | RJr. | Cincinnati, Ohio / Lakota West |
| 6 | Dorian Jones | LB | 6-0 | 230 | Sr. | Boynton Beach, Fla. / American Heritage / Louisville |
| 5 | Emory Jones | QB | 6-3 | 212 | RSr.* | La Grange, Ga. / Heard County / Florida / Arizona State |
| 67 | Luke Kandra | OL | 6-4 | 320 | RJr. | Cincinnati, Ohio / Elder / Louisville |
| 21 | Corey Kiner | RB | 5-9 | 215 | Jr. | Cincinnati, Ohio / Roger Bacon / LSU |
| 15 | Will Kocher | QB | 6-2 | 210 | Fr. | Kings Mills, Ohio / Kings |
| 39 | Cincear Lewis | LB | 6-2 | 210 | RFr. | Kalamazoo, Mich. / Kalamazoo Central |

| # | NAME | POS. | HT. | WT. | CL. | HOMETOWN / HIGH SCHOOL / LAST SCHOOL |
|----|---------------------|------|------|-----|-------------------|--|
| 16 | Brady Lichtenberg | QB | 6-1 | 208 | RSO. | Toledo, Ohio / St. John's Jesuit |
| 91 | Drew Logan | DL | 6-4 | 270 | RFr. [^] | North Canton, Ohio / Hoover |
| 62 | Matt Mason | OL | 6-3 | 295 | RFr. [^] | Union, Ky. / Ryle |
| 82 | Michael McCalmont | TE | 6-3 | 240 | RJr. [^] | Mason, Ohio / Mason |
| 7 | Chamon Metayer | TE | 6-5 | 248 | RSO. | Miami, Fla. / North Miami |
| 89 | Jesse Meyer | TE | 6-4 | 235 | RFr. [^] | Coldwater, Ohio / Coldwater |
| 30 | Au'braylen Million | DB | 5-10 | 164 | RFr. [^] | Middletown, Ohio / Middletown / Louisville |
| 71 | Judea Milon | OL | 6-4 | 290 | Jr. | Killeen, Texas / Shoemaker / Tyler Junior College |
| 26 | Myles Montgomery | RB | 5-11 | 205 | RSO. | Jacksonville, Fla. / Fletcher |
| 22 | Ryan Montgomery | RB | 5-10 | 205 | Sr.* | Franklin, Ohio / Franklin |
| 38 | Nijal Mooney | LB | 6-0 | 230 | RSO. [^] | Cincinnati, Ohio / Roger Bacon / Findlay |
| 13 | Kyree Moyston | DE | 6-4 | 242 | So. | Norfolk, Va. / Kings Fork / Virginia Tech |
| 57 | Ryan Mullaney | DL | 6-2 | 250 | RSr. [^] | Cincinnati, Ohio / Moeller |
| 81 | Michael Mussari | WR | 6-1 | 188 | Fr. [^] | Kings Mills, Ohio / Kings |
| 85 | Triston O'Brien | LS | 6-3 | 225 | RSO. [^] | Jefferson, Ohio / NDCL |
| 11 | Donovan Ollie | WR | 6-3 | 212 | RSr. | Wylie, Texas / Wylie / Washington State |
| 3 | Deshawn Pace | STAR | 6-2 | 212 | Sr. | Cincinnati, Ohio / Colerain |
| 46 | Antwan Peek Jr. | S | 6-2 | 205 | RFr. [^] | Cincinnati, Ohio / Indian Hill |
| 83 | Ty Perkins | WR | 6-3 | 205 | Fr. | Ironton, Ohio / Ironton |
| 96 | Dominique Perry | DL | 6-2 | 290 | RJr. | Germantown, Md. / Northwest |
| 10 | Jack Perry | QB | 6-1 | 205 | RSr. [^] | Mountain View, Calif. / St. Francis / San Mateo / Western Illinois |
| 96 | Cayson Pfeiffer | LS | 6-0 | 220 | RSr.* | Columbus, Ohio / Dublin Scioto |
| 97 | Eric Phillips | DE | 6-3 | 260 | RSr. | Cincinnati, Ohio / Colerain |
| 3 | Evan Prater | WR | 6-4 | 208 | RJr. | Cincinnati, Ohio / Wyoming |
| 58 | Trevor Radosevich | OL | 6-4 | 310 | RSr.* | Englishtown, N.J. / Manalapan / Penn |
| 76 | Mitch Raifsnider | OL | 6-8 | 285 | RSO. [^] | Castalia, Ohio / Margaretta / Army |
| 34 | Caleb Schmitz | TE | 6-3 | 240 | RSO. | Lancaster, Pa. / Warwick |
| 80 | Chris Scott | WR | 6-2 | 205 | RJr. | Columbus, Ohio / Pickerington North |
| 92 | Derrick Shepard Jr. | DL | 6-3 | 305 | RFr. | Dayton, Ohio / Archbishop Alter |
| 48 | Weston Simmons | LS | 5-11 | 215 | Fr. [^] | Mason, Ohio / Mason |
| 17 | Brian Simms III | LB | 6-3 | 250 | Fr. | Baltimore, Md. / St. Frances Academy |
| 88 | Payten Singletary | TE | 6-4 | 235 | RJr. | Thomasville, Ga. / Thomasville |
| 0 | Braden Smith | WR | 5-10 | 185 | RSr.* | Flowood, Miss. / Northwest Rankin / NW Miss. CC / Louisville |
| 94 | Keilan Smith | DT | 6-2 | 330 | Fr. | Pickerington, Ohio / Pickerington Central |
| 41 | Quinn Staten | LB | 6-2 | 230 | Fr. [^] | Toledo, Ohio / St. John's Jesuit |
| 5 | D.J. Taylor | S | 5-10 | 192 | RJr. | Tampa, Fla. / Tampa Catholic / Arizona State |
| 50 | Evan Tengesdahl | OL | 6-4 | 310 | Fr. | Dayton, Ohio / Wayne |
| 85 | Jiari Thomas | WR | 6-4 | 215 | RSr. [^] | Cincinnati, Ohio / Winton Woods |
| 25 | Shaun Thomas | RB | 6-0 | 205 | RSO. [^] | Lima, Ohio / Central Catholic |
| 22 | Jonathan Thompson | LB | 6-2 | 230 | RFr. | Columbus, Ohio / St. Francis De Sales |
| 10 | Bryon Threats | S | 5-10 | 195 | Jr. | Columbus, Ohio / Coffman |
| 54 | Dartanyan Tinsley | OL | 6-5 | 315 | Sr. | Owensboro, Ky. / Owensboro / Kentucky Christian |
| 9 | Aaron Turner | WR | 5-7 | 185 | Jr. | Ellicott, Md. / Gonzaga College / UConn |
| 43 | George Udo | S | 6-1 | 200 | Sr. | Antioch, Calif. / Berean Christian / BYU |
| 4 | Malik Vann | DE | 6-3 | 268 | RSr.* | Cincinnati, Ohio / Fairfield |
| 15 | Taj Ward | DB | 6-0 | 195 | RSr.* | Solon, Ohio / Solon |
| 16 | Jabril White | DB | 5-10 | 193 | Jr. | Oakland, Calif. / McClymonds / Diablo Valley College |
| 2 | Dee Wiggins | WR | 6-3 | 195 | RSr.* | Miami, Fla. / Miami Southridge / Miami / Louisville |
| 74 | Phillip Wilder | OL | 6-5 | 305 | RJr. | Jonesboro, Ga. / Mt. Zion / Southeast Missouri State |
| 44 | Jah-Mal Williams | OLB | 6-4 | 238 | RSO. | Carver Ranches, Fla. / Cardinal Gibbons |
| 75 | John Williams | OL | 6-5 | 310 | RJr. | Bolingbrook, Ill. / Bolingbrook |
| 27 | Ken Willis | STAR | 5-11 | 180 | RFr. | Cincinnati, Ohio / Colerain |
| 95 | Justin Wodtly | DE | 6-3 | 275 | RJr. | Cleveland, Ohio / Cleveland Heights |
| 4 | Ethan Wright | RB | 6-1 | 212 | Sr. | Akron, Ohio / Manchester |
| 35 | Brady Young | P | 6-3 | 215 | RSO. [^] | Perrysburg, Ohio / Perrysburg |
| 1 | Jordan Young | CB | 6-0 | 195 | RSO. | Tampa, Fla. / Gaither / Florida |

* - Using extra year of eligibility from COVID-19 pandemic; ^ - Walk-On

2023 CINCINNATI FOOTBALL NUMERICAL ROSTER

| # | NAME | POS. | HT. | WT. | CL. | HOMETOWN / HIGH SCHOOL / LAST SCHOOL |
|----|---------------------|------|------|-----|-------|--|
| 0 | Jowon Briggs | DE | 6-2 | 297 | Sr.* | Cincinnati, Ohio / Walnut Hills / Virginia |
| 0 | Braden Smith | WR | 5-10 | 185 | RSr.* | Flowood, Miss. / Northwest Rankin / NW Miss. CC / Louisville |
| 1 | Jordan Young | CB | 6-0 | 195 | RSo. | Tampa, Fla. / Gaither / Florida |
| 2 | Dontay Corleone | DL | 6-2 | 318 | RSo. | Cincinnati, Ohio / Colerain |
| 2 | Dee Wiggins | WR | 6-3 | 195 | RSr.* | Miami, Fla. / Miami Southridge / Miami / Louisville |
| 3 | Deshawn Pace | STAR | 6-2 | 212 | Sr. | Cincinnati, Ohio / Colerain |
| 3 | Evan Prater | WR | 6-4 | 208 | RJr. | Cincinnati, Ohio / Wyoming |
| 4 | Malik Vann | DE | 6-3 | 268 | RSr.* | Cincinnati, Ohio / Fairfield |
| 4 | Ethan Wright | RB | 6-1 | 212 | Sr. | Akron, Ohio / Manchester |
| 5 | Emory Jones | QB | 6-3 | 212 | RSr.* | La Grange, Ga. / Heard County / Florida / Arizona State |
| 5 | D.J. Taylor | S | 5-10 | 192 | RJr. | Tampa, Fla. / Tampa Catholic / Arizona State |
| 6 | Dorian Jones | LB | 6-0 | 230 | Sr. | Boynton Beach, Fla. / American Heritage / Louisville |
| 7 | Sammy Anderson Jr. | CB | 6-0 | 185 | RJr. | Dayton, Ohio / Trotwood-Madison |
| 7 | Chamon Metayer | TE | 6-5 | 248 | RSo. | Miami, Fla. / North Miami |
| 8 | Isiah Cox | S | 6-2 | 200 | RSo. | Alcoa, Tenn. / Alcoa |
| 8 | Xzavier Henderson | WR | 6-3 | 200 | Sr. | Miami, Fla. / Columbus / Florida |
| 9 | Daniel Grzesiak | OLB | 6-1 | 250 | RSr.* | Los Angeles, Calif. / Crenshaw / Nevada / Utah State |
| 9 | Aaron Turner | WR | 5-7 | 185 | Jr. | Ellicott, Md. / Gonzaga College / UConn |
| 10 | Jack Perry | QB | 6-1 | 205 | RSr.^ | Mountain View, Calif. / St. Francis / San Mateo / Western Illinois |
| 10 | Bryon Threats | S | 5-10 | 195 | Jr. | Columbus, Ohio / Coffman |
| 11 | Jayden Davis | S | 6-2 | 190 | Fr. | Suwanee, Ga. / Collins Hill |
| 11 | Donovan Ollie | WR | 6-3 | 212 | RSr. | Wylie, Texas / Wylie / Washington State |
| 12 | Brady Drogosh | QB | 6-4 | 215 | Fr. | Warren, Mich. / De La Salle Collegiate |
| 12 | Justin Harris | CB | 6-0 | 195 | RSr. | Dayton, Ohio / Wayne |
| 13 | Jacob Hoying | QB | 6-2 | 205 | RSo.^ | Columbus, Ohio / Bishop Watterson |
| 13 | Kyree Moyston | DE | 6-4 | 242 | So. | Norfolk, Va. / Kings Fork / Virginia Tech |
| 14 | Rayquan Adkins | CB | 5-11 | 185 | Fr. | Miami, Fla. / Northwestern |
| 14 | Barry Jackson Jr. | WR | 5-11 | 195 | Fr. | Ellenwood, Ga. / Cedar Grove |
| 15 | Will Kocher | QB | 6-2 | 210 | Fr. | Kings Mills, Ohio / Kings |
| 15 | Taj Ward | DB | 6-0 | 195 | RSr.* | Solon, Ohio / Solon |
| 16 | Brady Lichtenberg | QB | 6-1 | 208 | RSo. | Toledo, Ohio / St. John's Jesuit |
| 16 | Jabril White | DB | 5-10 | 193 | Jr. | Oakland, Calif. / McClymonds / Diablo Valley College |
| 17 | Joey Beljan | TE | 6-3 | 240 | RSr. | Holland, N.J. / Delaware Valley / Western Kentucky |
| 17 | Brian Simms III | LB | 6-3 | 250 | Fr. | Baltimore, Md. / St. Frances Academy |
| 18 | Trevor Carter | LB | 6-1 | 205 | Fr. | Ironton, Ohio / Ironton |
| 19 | Tyler Gillison | OLB | 6-4 | 242 | RFr. | Pickerington, Ohio / Pickerington Central |
| 20 | Oliver Bridges | DB | 6-2 | 205 | RFr. | Potomac, Md. / The Bullis School |
| 21 | Kalen Carroll | CB | 6-1 | 185 | RFr. | Indianapolis, Ind. / Center Grove |
| 21 | Corey Kiner | RB | 5-9 | 215 | Jr. | Cincinnati, Ohio / Roger Bacon / LSU |
| 22 | Ryan Montgomery | RB | 5-10 | 205 | Sr.* | Franklin, Ohio / Franklin |
| 22 | Jonathan Thompson | LB | 6-2 | 230 | RFr. | Columbus, Ohio / St. Francis De Sales |
| 23 | Daved Jones Jr. | LB | 6-1 | 228 | RJr. | Cincinnati, Ohio / Lakota West |
| 24 | Todd Bumphis | CB | 6-0 | 198 | RJr. | Toledo, Ohio / St. Francis De Sales |
| 25 | Shaun Thomas | RB | 6-0 | 205 | RSo.^ | Lima, Ohio / Central Catholic |
| 26 | Myles Montgomery | RB | 5-11 | 205 | RSo. | Jacksonville, Fla. / Fletcher |
| 27 | Ken Willis | STAR | 5-11 | 180 | RFr. | Cincinnati, Ohio / Colerain |
| 29 | Manny Covey | RB | 5-11 | 190 | Fr. | Starke, Fla. / Bradford |
| 30 | Au'braylen Million | DB | 5-10 | 164 | RFr.^ | Middletown, Ohio / Middletown / Louisville |
| 31 | Mason Fletcher | P | 6-7 | 215 | Jr. | Melbourne, Australia / ProKick |
| 32 | James Camden | LB | 6-1 | 228 | RJr.^ | Cincinnati, Ohio / Anderson |
| 33 | Carter Brown | K | 6-0 | 205 | So. | Pearland, Texas / Dawson / Arizona State |
| 33 | CJ Doggette | DE | 6-2 | 270 | RFr. | Pickerington, Ohio / Pickerington Central |
| 34 | Caleb Schmitz | TE | 6-3 | 240 | RSo. | Lancaster, Pa. / Warwick |
| 35 | Brady Young | P | 6-3 | 215 | RSo.^ | Perrysburg, Ohio / Perrysburg |
| 36 | Victor Dawson | RB | 6-0 | 225 | RSo.^ | Akron, Ohio / Hoban / Merrimack |
| 37 | Trevor Adams | LB | 6-2 | 236 | RSo.^ | Loveland, Ohio / Goshen / Western Kentucky |
| 38 | Nijal Mooney | LB | 6-0 | 230 | RSo.^ | Cincinnati, Ohio / Roger Bacon / Findlay |
| # | NAME | POS. | HT. | WT. | CL. | HOMETOWN / HIGH SCHOOL / LAST SCHOOL |
| 39 | Bryce Burton | H/K | 5-10 | 200 | RSr.^ | Cincinnati, Ohio / Princeton |
| 39 | Cincear Lewis | LB | 6-2 | 210 | RFr. | Kalamazoo, Mich. / Kalamazoo Central |
| 40 | Kamari Burns | DE | 6-4 | 275 | Fr. | Columbus, Ohio / Gahanna Lincoln |
| 41 | Quinn Staten | LB | 6-2 | 230 | Fr.^ | Toledo, Ohio / St. John's Jesuit |
| 42 | Stephan Byrd | RB | 6-0 | 215 | RFr. | Canal Winchester, Ohio / Canal Winchester |
| 42 | Dion Hunter | LB | 6-2 | 235 | RJr. | Albuquerque, N.M. / Cleveland / New Mexico |
| 43 | George Udo | S | 6-1 | 200 | Sr. | Antioch, Calif. / Berean Christian / BYU |
| 44 | Jah-Mal Williams | OLB | 6-4 | 238 | RSo. | Carver Ranches, Fla. / Cardinal Gibbons |
| 45 | Barak Faulk | TE | 6-3 | 240 | RJr.^ | Cincinnati, Ohio / Mason |
| 46 | Antwan Peek Jr. | S | 6-2 | 205 | RFr.^ | Cincinnati, Ohio / Indian Hill |
| 47 | Rory Bell | K | 5-10 | 185 | RJr.^ | Wilmington, Ohio / Wilmington / Temple |
| 48 | Weston Simmons | LS | 5-11 | 215 | Fr.^ | Mason, Ohio / Mason |
| 49 | Jack Dingle | LB | 6-4 | 238 | RSo. | Louisville, Ky. / Trinity |
| 50 | Jackson Bruscanelli | LB | 5-11 | 240 | RSr.^ | Chicago, Ill. / Montini Catholic |
| 50 | Evan Tengesdahl | OL | 6-4 | 310 | Fr. | Dayton, Ohio / Wayne |
| 51 | Ben Blevins | DL | 6-2 | 270 | RJr.^ | Cincinnati, Ohio / La Salle |
| 52 | Connor Ingram | P | 5-10 | 215 | So.^ | Powell, Ohio / Olentangy Liberty / Wittenberg |
| 53 | Gavin Gerhardt | OL | 6-4 | 305 | RJr. | Xenia, Ohio / Xenia |
| 54 | Dartanyan Tinsley | OL | 6-5 | 315 | Sr. | Owensboro, Ky. / Owensboro / Kentucky Christian |
| 55 | Mao Glynn II | OL | 6-3 | 300 | RSo. | Cincinnati, Ohio / Walnut Hills |
| 56 | Deondre Buford | OL | 6-3 | 315 | RJr. | Detroit, Mich. / Martin Luther King / Kentucky |
| 57 | Ryan Mullaney | DL | 6-2 | 250 | RSr.^ | Cincinnati, Ohio / Moeller |
| 58 | Trevor Radosevich | OL | 6-4 | 310 | RSr.* | Englishtown, N.J. / Manalapan / Penn |
| 61 | Luke Dalton | OL | 6-5 | 308 | RFr. | Crystal Lake, Ill. / Marian Central Catholic |
| 62 | Matt Mason | OL | 6-3 | 295 | RFr.^ | Union, Ky. / Ryle |
| 63 | Nathan Hawks | K | 6-0 | 204 | Jr.^ | Enon, Ohio / Greenon / Wittenberg |
| 66 | Landon Fickell | OL | 6-4 | 290 | RSo. | Cincinnati, Ohio / Moeller |
| 67 | Luke Kandra | OL | 6-4 | 320 | RJr. | Cincinnati, Ohio / Elder / Louisville |
| 69 | Cam Jones | OL | 6-8 | 330 | RSr. | Knott County, Ky. / Fredrick Douglass |
| 71 | Judea Milon | OL | 6-4 | 290 | Jr. | Killeen, Texas / Shoemaker / Tyler Junior College |
| 74 | Phillip Wilder | OL | 6-5 | 305 | RJr. | Jonesboro, Ga. / Mt. Zion / Southeast Missouri State |
| 75 | John Williams | OL | 6-5 | 310 | RJr. | Bolingbrook, Ill. / Bolingbrook |
| 76 | Mitch Raifsnider | OL | 6-8 | 285 | RSo.^ | Castalia, Ohio / Margaretta / Army |
| 77 | Jonathan Harder | OL | 6-5 | 320 | RFr. | Delaware, Ohio / Olentangy Berlin |
| 78 | Grant Edgington | OL | 6-4 | 280 | Fr.^ | Madeira, Ohio / Madeira |
| 79 | Ethan Green | OL | 6-7 | 305 | RFr. | Fremont, Ohio / Fremont Ross |
| 80 | Chris Scott | WR | 6-2 | 205 | RJr. | Columbus, Ohio / Pickerington North |
| 81 | Michael Mussari | WR | 6-1 | 188 | Fr.^ | Kings Mills, Ohio / Kings |
| 82 | Michael McCalmont | TE | 6-3 | 240 | RJr.^ | Mason, Ohio / Mason |
| 83 | Ty Perkins | WR | 6-3 | 205 | Fr. | Ironton, Ohio / Ironton |
| 84 | Sterling Berkhalter | WR | 6-4 | 200 | Jr. | Cincinnati, Ohio / Ga. Prep Academy / NC A&T |
| 85 | Triston O'Brien | LS | 6-3 | 225 | RSo.^ | Jefferson, Ohio / NDCL |
| 85 | Jiair Thomas | WR | 6-4 | 215 | RSr.^ | Cincinnati, Ohio / Winton Woods |
| 86 | Lesley Andoh | WR | 6-0 | 190 | RFr.^ | Dublin, Ohio / Scioto |
| 87 | Stanley Clyne | WR | 6-1 | 185 | Fr. | Tipp City, Ohio / Tippecanoe |
| 88 | Payten Singletary | TE | 6-4 | 235 | RJr. | Thomasville, Ga. / Thomasville |
| 89 | Jesse Meyer | TE | 6-4 | 235 | RFr.^ | Coldwater, Ohio / Coldwater |
| 90 | Jalen Hunt | DT | 6-4 | 315 | RSr. | Detroit, Mich. / Belleville / Michigan State |
| 91 | Drew Logan | DL | 6-4 | 270 | RFr.^ | North Canton, Ohio / Hoover |
| 92 | Derrick Shepard Jr. | DL | 6-3 | 305 | RFr. | Dayton, Ohio / Archbishop Alter |
| 94 | Keilan Smith | DT | 6-2 | 330 | Fr. | Pickerington, Ohio / Pickerington Central |
| 95 | Justin Wodtly | DE | 6-3 | 275 | RJr. | Cleveland, Ohio / Cleveland Heights |
| 96 | Dominique Perry | DL | 6-2 | 290 | RJr. | Germantown, Md. / Northwest |
| 96 | Cayson Pfeiffer | LS | 6-0 | 220 | RSr.* | Columbus, Ohio / Dublin Scioto |
| 97 | Eric Phillips | DE | 6-3 | 260 | RSr. | Cincinnati, Ohio / Colerain |
| 99 | Rob Jackson | DE | 6-5 | 275 | RSo. | Philadelphia, Pa. / Archbishop Wood |

* - Using extra year of eligibility from COVID-19 pandemic; ^ - Walk-On

CINCINNATI UNOFFICIAL TWO-DEEP DEPTH CHART

OFFENSE

| | | | | | |
|------|----|---------------------|------|-----|--------|
| LT | 75 | John Williams | 6-5 | 310 | R-Jr. |
| | 74 | Phillip Wilder | 6-5 | 305 | R-Jr. |
| LG | 54 | Dartanyan Tinsley | 6-5 | 315 | Sr. |
| | 77 | Jonathan Harder | 6-5 | 320 | R-Fr. |
| C | 53 | Gavin Gerhardt | 6-4 | 305 | R-Jr. |
| | 58 | Trevor Radosevich | 6-4 | 310 | R-Sr.* |
| RG | 67 | Luke Kandra | 6-4 | 320 | R-Jr. |
| | 69 | Cam Jones | 6-8 | 330 | R-Sr. |
| RT | 56 | Deondre Buford | 6-3 | 315 | R-Jr. |
| | 79 | Ethan Green | 6-7 | 305 | R-Fr. |
| TE | 88 | Payten Singletary | 6-4 | 235 | R-Jr. |
| | 7 | Chamon Metayer | 6-5 | 248 | R-So. |
| -OR- | 45 | Barak Faulk | 6-3 | 240 | R-Jr. |
| | 34 | Caleb Schmitz | 6-3 | 240 | R-So. |
| WR | 2 | Dee Wiggins | 6-3 | 195 | R-Sr.* |
| | 3 | Evan Prater | 6-4 | 208 | R-Jr. |
| WR | 0 | Braden Smith | 5-10 | 185 | R-Sr.* |
| | 9 | Aaron Turner | 5-7 | 185 | Jr. |
| WR | 14 | Barry Jackson Jr. | 5-11 | 195 | Fr. |
| | 8 | Xzavier Henderson | 6-3 | 200 | Sr. |
| WR | 11 | Donovan Ollie | 6-3 | 212 | R-Sr. |
| | 84 | Sterling Berkhalter | 6-4 | 200 | Jr. |
| QB | 5 | Emory Jones | 6-3 | 212 | R-Sr.* |
| | 16 | Brady Lichtenberg | 6-1 | 208 | R-So. |
| QB | 12 | Brady Drogosh | 6-4 | 215 | Fr. |
| | 21 | Corey Kiner | 5-9 | 215 | Jr. |
| RB | 26 | Myles Montgomery | 5-11 | 205 | R-So. |
| | 22 | Ryan Montgomery | 5-10 | 205 | Sr.* |
| -OR- | 4 | Ethan Wright | 6-1 | 212 | Sr. |

DEFENSE

| | | | | | |
|---------|----|---------------------|------|-----|--------|
| DE | 0 | Jowon Briggs | 6-2 | 297 | Sr.* |
| | 4 | Malik Vann | 6-3 | 268 | R-Sr.* |
| DE | 57 | Ryan Mullaney | 6-2 | 250 | R-Sr. |
| | 2 | Dontay Corleone | 6-2 | 318 | R-So. |
| NT | 90 | Jalen Hunt | 6-4 | 315 | R-Sr. |
| | 92 | Derrick Shepard Jr. | 6-3 | 305 | R-Fr. |
| DE | 97 | Eric Phillips | 6-3 | 260 | R-Sr. |
| | 99 | Rob Jackson | 6-5 | 275 | R-So. |
| DE | 95 | Justin Wodtly | 6-3 | 275 | R-Jr. |
| DOG/OLB | 9 | Daniel Grzesiak | 6-1 | 250 | R-Sr.* |
| | 44 | Jah-Mal Williams | 6-4 | 238 | R-So. |
| DOG/OLB | 19 | Tyler Gillison | 6-4 | 242 | R-Fr. |
| LB | 6 | Dorian Jones | 6-0 | 230 | Sr. |
| | 42 | Dion Hunter | 6-2 | 235 | R-Jr. |
| LB | 32 | James Camden | 6-1 | 228 | R-Jr. |
| | 49 | Jack Dingle | 6-4 | 238 | R-So. |
| LB | 22 | Jonathan Thompson | 6-2 | 230 | R-Fr. |
| | 23 | Daved Jones Jr. | 6-1 | 228 | R-Jr. |
| STAR | 3 | Deshawn Pace | 6-2 | 212 | Sr. |
| | 27 | Ken Willis | 5-11 | 180 | R-Fr. |
| BCB | 1 | Jordan Young | 6-0 | 195 | R-So. |
| | 24 | Todd Bumphis | 6-0 | 198 | R-Jr. |
| BCB | 14 | Rayquan Adkins | 5-11 | 185 | Fr. |
| FS | 10 | Bryon Threats | 5-10 | 195 | Jr. |
| | 46 | Antwan Peek Jr. | 6-2 | 205 | R-Fr. |
| -OR- | 8 | Isiah Cox | 6-2 | 200 | R-So. |
| | 20 | Oliver Bridges | 6-2 | 205 | R-Fr. |
| SS | 15 | Taj Ward | 6-0 | 195 | R-Sr.* |
| | 5 | D.J. Taylor | 5-10 | 192 | R-Jr. |
| SS | 16 | Jabril White | 5-10 | 193 | Jr. |
| FCB | 12 | Justin Harris | 6-0 | 195 | R-Sr. |
| | 21 | Kalen Carrol | 6-1 | 185 | R-Fr. |

SPECIAL TEAMS

| | | | | | |
|----|----|-------------------|------|-----|--------|
| LS | 96 | Cayson Pfeiffer | 6-0 | 220 | R-Sr.* |
| | 85 | Triston O'Brien | 6-3 | 225 | R-So. |
| H | 39 | Bryce Burton | 5-10 | 200 | R-Sr. |
| | 33 | Carter Brown | 6-0 | 205 | So. |
| K | 47 | Rory Bell | 5-10 | 185 | R-Jr. |
| | 47 | Rory Bell | 5-10 | 185 | R-Jr. |
| KO | 47 | Rory Bell | 5-10 | 185 | R-Jr. |
| | 39 | Bryce Burton | 5-10 | 200 | R-Sr. |
| P | 31 | Mason Fletcher | 6-7 | 215 | Jr. |
| | 35 | Brady Young | 6-3 | 215 | R-So. |
| PR | 0 | Braden Smith | 5-10 | 185 | R-Sr.* |
| | 22 | Ryan Montgomery | 5-10 | 205 | Sr.* |
| KR | 8 | Xzavier Henderson | 6-3 | 200 | Sr. |
| | 0 | Braden Smith | 5-10 | 185 | R-Sr.* |
| KR | 5 | D.J. Taylor | 5-10 | 192 | R-Jr. |
| | 22 | Ryan Montgomery | 5-10 | 205 | Sr.* |
| KR | 4 | Ethan Wright | 6-1 | 212 | Sr. |
| | 21 | Corey Kiner | 5-9 | 215 | Jr. |

* - Using NCAA's extra year of eligibility

PRONUNCIATION GUIDE

Lesley Andoh.....An-Doe
 Joey Beljan.....Bell-Jan
 Jowon Briggs.....Jah-Wan
 Deondre Buford.....Dee-On-Dray
 Jackson Bruscianni.....Brew-Sha-Nell-Ee
 Dontay Corleone.....Core-Lee-Own (like the Godfather)
 Kalen Carroll.....Kay-Len
 Barak Faulk.....Bare-Ak
 Gavin Gerhardt.....Ga-Air-Hardt
 Mao Glynn II.....Mah-Oh
 Daniel Grzesiak.....Gresh-Ick
 Xzavier Henderson.....Ex-Zave-Your
 Dion Hunter.....Dee-On
 Daved Jones Jr.David
 Dorian Jones.....Door-Ee-An
 Luke Kandra.....Can-Druh

Corey Kiner.....Kye-Ner
 Brady LichtenbergLick-Ten-Burg
 Chamon Metayer.....Sha-Mon Muh-Tay-Err
 Deshawn Pace.....Dee-Shawn
 Cayson Pfeiffer.....Ph-Eye-Fur
 Trevor Radosevich.....Rah-Doe-Suh-Vitch
 Braden Smith.....Bray-Den
 Keilan Smith.....Key-Lan
 Evan Tengesdahl.....Tang-Gess-Da-Hall
 Dartanyan Tinsley.....Dar-Tan-Yan Tins-Lee
 Jaiir Thomas.....Jye-Air
 Malik Vann.....Muh-Leek
 Justin Wodtly.....Watt-Lee

HEAD COACH SCOTT SATTERFIELD | FIRST SEASON

2018 SUN BELT AND 2019 ACC COACH OF THE YEAR

Bringing a history of success as the leader of two programs, Scott Satterfield was hired as Cincinnati football's 43rd head coach on Dec. 5, 2022.

Satterfield holds a 76-48 record (.612) in 10 years as head coach at Louisville and Appalachian State, earning a winning mark in seven seasons and a 4-1 record in bowl games. He led the Mountaineers' transition to the Football Bowl Subdivision and to three straight conference titles and four bowl appearances from 2013 to 2018 before taking over the Cardinals in 2019.

Employing an explosive offensive attack, Satterfield led Louisville to three bowls in four seasons. He lifted the Cardinals from a 2-10 campaign in 2018 to an 8-5 record in his first season in 2019.

A Durham, N.C., native, Satterfield was the 2018 Sun Belt Coach of the Year at Appalachian State before earning 2019 ACC Coach of the Year honors after leading the Cardinals to a six-win improvement in his first year.

Satterfield, who is 50, led Appalachian State from the FCS into the FBS as the head coach after serving as an assistant coach (1998-08) and quarterback for the Mountaineers (1991-95), helping lead his alma mater to three NCAA Division I FCS national titles and eight conference championships along the way. Famously, Satterfield was the offensive play-caller and quarterbacks coach for App State's historic 34-32 upset of No. 5 Michigan to open the 2007 season.

Under Satterfield, Louisville was the only team in the country to average more than 200 yards rushing and 200 yards passing each year from 2019 to 2022.

Additionally, Satterfield's rushing attacks have averaged more than 200 yards and ranked in the nation's top 30 in all eight years he has been an FBS head coach.

While at Louisville, he compiled a 25-24 record and saw 32 players collect All-ACC honors. Six Cardinals were selected in the NFL Draft during Satterfield's tenure as well, including 2023 selections YaYa Diaby (third round), Yasir Abdullah (fifth round) and KeiTrel Clark (sixth round).

Louisville quarterback Malik Cunningham signed a guaranteed free-agent contract with the New England Patriots in 2023.

In 2022, Satterfield led Louisville to a 7-5 mark and saw 13 players collect all-conference accolades. The Cardinals appeared in the College Football Playoff Rankings and beat two Top-25 teams. Louisville led the nation in total sacks (50), finished third in takeaways (30) and ranked 11th nationally and tops in the ACC in scoring defense (19.2).

The 2021 Louisville squad was led by a potent offense that averaged 31.6 points per game and ranked 21st nationally with 446.2 yards of total offense per game. Cunningham proved to be one of the country's top dual-threat quarterbacks, rushing for 1,031 yards and an ACC-leading 20 touchdowns while passing for 2,940 yards and another 19 scores.

Louisville was also explosive in 2020, leading the nation with nine plays of 60+ yards and six plays of more than 70 yards while ranking fifth in the ACC in total offense (444.2).

In 2019, Satterfield guided Louisville to the biggest turnaround in college football, increasing the Cardinals' win total by six and vaulting UofL to the Top 25 in total offense and rushing in his first year. Individually, a pair of Cardinals posted the best statistical seasons in school history. Javian Hawkins broke the school record for rushing yards (1,525) by a running back, while wide receiver Tutu Atwell set the Louisville record for receiving yards (1,276) and tied the school mark with 12 TD catches.

Satterfield guided his alma mater to three consecutive Sun Belt



Conference Championships and an impressive 51-24 record from 2013 to 2018. The Mountaineers held a 38-10 conference mark over six seasons, including a 34-6 record over five seasons in the Sun Belt.

Along the way, he became the first coach to lead a school from the FCS level to FBS and immediately earn three-consecutive bowl wins. Satterfield directed Appalachian State to three-straight conference titles and led the program to four straight bowl appearances.

In 2018, Satterfield led Appalachian State to a 10-2 record and an in-season ranking of No. 25 in the AP poll, capping the season with a 30-19 victory over Louisiana to give the Mountaineers a win in the first-ever Sun Belt Conference Championship Game, securing a third-straight league title.

In 2017, during a 9-4 season that included a 7-1 run through the Sun Belt, the Mountaineers ranked among the Top 20 teams nationally in several categories, including No. 2 in fewest sacks allowed (eight).

The 2015 season saw the Mountaineers finish 11-2—the 11 wins marking the highest total ever by an FBS program in its first season of bowl eligibility. App State completed the transition from the FCS to FBS by ranking among the Sun Belt's top two in 19 statistical categories and defeating Ohio, 31-29, in its first-ever bowl game, the Camellia Bowl.

The 2015 campaign came on the heels of a breakout season in 2014, when Satterfield led the Mountaineers to an impressive 7-5 record in their first full season in the FBS ranks.

He took over the reins at his alma mater in 2013.

Satterfield helped Appalachian State win three consecutive FCS national championships in 2005, 2006 and 2007 as the quarterbacks coach and primary play-caller.

Among his many highlights as an assistant in Boone, N.C., he mentored two-time Walter Payton Player of the Year and FCS All-American Armanti Edwards. He helped lead the Mountaineers to the historic 34-32 upset at No. 5 Michigan to open the 2007 season.

Overall, he won six conference championships as an assistant and two as a player.

Satterfield started 27 games at quarterback for Appalachian State. He collected first-team all-conference honors in 1995 after passing for 1,461 yards and rushing for 649 more to help lead the Mountaineers to the only undefeated, untied regular season (11-0) in school history and a 12-1 final record. He graduated with a degree in physical education in 1996.

Satterfield and his wife, Beth, a former track & field athlete at App State, have a daughter, Alli, and two sons, Bryce and Isaac.



PERSONAL INFORMATION
Born: December 21, 1972
Hometown: Durham, N.C.
Wife: Beth
Children: Alli, Bryce, Isaac
Education: Appalachian State ('96, B.S.)
Year in Coaching: 26th

PLAYING CAREER

| YEAR | TEAM |
|---------|---------------------------------|
| 1991-95 | Appalachian State (Quarterback) |

COACHING CAREER

| YEAR | SCHOOL | POSITION |
|---------|-------------------|------------------|
| 1998 | Appalachian State | Wide Receivers |
| 1999-02 | Appalachian State | Running Backs |
| 2003-08 | Appalachian State | Quarterbacks |
| 2009 | Toledo | Passing Game/QBs |
| 2010-11 | FIU | OC/QBs |
| 2012 | Appalachian State | Asst. HC/OC/QBs |
| 2013-18 | Appalachian State | Head Coach |
| 2019-22 | Louisville | Head Coach |
| 2023- | Cincinnati | Head Coach |

SATTERFIELD POSTSEASONS

| YEAR | SCHOOL | BOWL |
|------|-------------------|------------------|
| 1998 | Appalachian State | FCS Playoffs |
| 1999 | Appalachian State | FCS Playoffs |
| 2000 | Appalachian State | FCS Playoffs |
| 2001 | Appalachian State | FCS Playoffs |
| 2002 | Appalachian State | FCS Playoffs |
| 2005 | Appalachian State | FCS Nat'l Champs |
| 2006 | Appalachian State | FCS Nat'l Champs |
| 2007 | Appalachian State | FCS Nat'l Champs |
| 2008 | Appalachian State | FCS Playoffs |
| 2010 | FIU | Little Caesar's |
| 2011 | FIU | Beef O'Brady's |
| 2012 | Appalachian State | FCS Playoffs |
| 2015 | Appalachian State | Camellia |
| 2016 | Appalachian State | Camellia |
| 2017 | Appalachian State | Dollar General |
| 2018 | Appalachian State | New Orleans |
| 2019 | Louisville | Music City |
| 2021 | Louisville | First Responder |
| 2022 | Louisville | Fenway |

SATTERFIELD'S HEAD COACHING RECORD

| YEAR | SCHOOL | OVERALL | CONFERENCE |
|--------------|-------------------------|---------------------|---------------------------|
| 2013 | Appalachian State (FCS) | 4-8 | 4-4 Southern (T4th) |
| 2014 | Appalachian State | 7-5 | 6-2 Sun Belt (3rd) |
| 2015 | Appalachian State | 11-2 | 7-1 Sun Belt (2nd) |
| 2016 | Appalachian State | 10-3 | 7-1 Sun Belt (T1st) |
| 2017 | Appalachian State | 9-4 | 7-1 Sun Belt (T1st) |
| 2018 | Appalachian State | 10-2 | 7-1 Sun Belt (T1st, East) |
| 2019 | Louisville | 8-5 | 5-3 ACC (2nd, Atlantic) |
| 2020 | Louisville | 4-7 | 3-7 ACC (12th) |
| 2021 | Louisville | 6-7 | 4-4 ACC (T4th, Atlantic) |
| 2022 | Louisville | 7-5 | 4-4 ACC (T3rd, Atlantic) |
| 2023 | Cincinnati | 2-4 | 0-3 Big 12 |
| TOTAL | 11 SEASONS | 78-52 (.600) | 54-31 (.635) |

SATTERFIELD ALL-TIME RESULTS



SCOTT SATTERFIELD

11 YEARS - 78-52 (.600)

2023 (2-4, 0-3 BIG 12) (IN PROGRESS)

| | | | | |
|----------|------------------|---|---|------------|
| Sept. 2 | Eastern Kentucky | H | W | 66-13 |
| Sept. 9 | Pittsburgh | A | W | 27-21 |
| Sept. 16 | Miami (OH) | H | L | 24-31 [OT] |
| Sept. 23 | Oklahoma | H | L | 6-20 |
| Sept. 29 | BYU | A | L | 27-35 |
| Oct. 14 | Iowa State | H | L | 10-30 |
| Oct. 21 | Baylor | H | | TBD |
| Oct. 28 | Oklahoma State | A | | TBD |
| Nov. 4 | UCF | H | | TBD |
| Nov. 11 | Houston | A | | TBD |
| Nov. 18 | West Virginia | A | | TBD |
| Nov. 25 | Kansas | H | | TBD |

2022 (8-5* OVERALL, 4-4 ACC)

| | | | | |
|----------|------------------|---|---|-------|
| Sept. 3 | Syracuse | A | L | 7-31 |
| Sept. 9 | UCF | A | W | 20-14 |
| Sept. 16 | Florida State | H | L | 31-35 |
| Sept. 24 | South Florida | H | W | 41-3 |
| Oct. 1 | Boston College | A | L | 33-34 |
| Oct. 8 | Virginia | A | W | 34-17 |
| Oct. 22 | Pittsburgh | H | W | 24-10 |
| Oct. 29 | [10] Wake Forest | H | W | 48-21 |
| Nov. 5 | James Madison | H | W | 34-10 |
| Nov. 12 | [10] Clemson | A | L | 16-31 |
| Nov. 19 | [24] NC State | H | W | 25-10 |
| Nov. 26 | Kentucky | A | L | 13-26 |
| Dec. 17 | Cincinnati^^ | N | W | 24-7 |

^^Overall record indicates team record; did not coach in the Wasabi Fenway Bowl

2021 (6-7 OVERALL, 4-4 ACC)

| | | | | |
|----------|------------------|---|---|-------|
| Sept. 6 | Ole Miss | N | L | 24-43 |
| Sept. 11 | Eastern Kentucky | H | W | 30-3 |
| Sept. 17 | UCF | H | W | 42-35 |
| Sept. 25 | Florida State | A | W | 31-23 |
| Oct. 2 | [24] Wake Forest | A | L | 34-37 |
| Oct. 9 | Virginia | H | L | 33-34 |
| Oct. 23 | Boston College | H | W | 28-14 |
| Oct. 30 | NC State | A | L | 13-28 |
| Nov. 6 | Clemson | H | L | 24-30 |
| Nov. 13 | Syracuse | H | W | 41-3 |
| Nov. 18 | Duke | A | W | 62-22 |
| Nov. 27 | Kentucky | H | L | 21-52 |
| Dec. 28 | Air Force^ | N | L | 28-31 |

^ - ServPro First Responder Bowl, Dallas, Texas

2020 (4-7 OVERALL, 3-7 ACC)

| | | | | |
|----------|-------------------|---|---|-------|
| Sept. 12 | Western Kentucky | H | W | 35-21 |
| Sept. 19 | [17] Miami (Fla.) | H | L | 34-47 |
| Sept. 26 | [21] Pittsburgh | A | L | 20-23 |
| Oct. 9 | Georgia Tech | A | L | 27-46 |
| Oct. 17 | [4] Notre Dame | A | L | 7-12 |
| Oct. 24 | Florida State | H | W | 48-16 |
| Oct. 31 | Virginia Tech | H | L | 35-42 |
| Nov. 14 | Virginia | A | L | 17-31 |
| Nov. 20 | Syracuse | H | W | 30-0 |
| Nov. 28 | Boston College | A | L | 27-34 |
| Dec. 12 | Wake Forest | H | W | 45-21 |

2019 (8-5 OVERALL, 5-3 ACC)

| | | | | |
|----------|------------------|---|---|-------|
| Sept. 2 | [9] Notre Dame | H | L | 17-35 |
| Sept. 7 | Eastern Kentucky | H | W | 42-0 |
| Sept. 14 | Western Kentucky | N | W | 38-21 |

| | | | | |
|----------|--------------------|---|---|-------|
| Sept. 21 | Florida State | A | L | 24-35 |
| Oct. 5 | Boston College | H | W | 41-39 |
| Oct. 12 | [19] Wake Forest | A | W | 62-59 |
| Oct. 19 | [3] Clemson | H | L | 10-45 |
| Oct. 26 | Virginia | H | W | 28-21 |
| Nov. 9 | Miami | A | L | 27-52 |
| Nov. 16 | NC State | A | W | 34-20 |
| Nov. 23 | Syracuse | H | W | 56-34 |
| Nov. 30 | Kentucky | A | L | 13-45 |
| Dec. 30 | Mississippi State^ | N | W | 38-28 |

^ - Music City Bowl, Nashville, Tenn.

2018 (11-2 OVERALL, 7-1 SUN BELT) • SUN BELT CHAMPS

| | | | | |
|----------|-------------------|---|---|------------|
| Sept. 1 | [10] Penn State | A | L | 38-45 [OT] |
| Sept. 8 | Charlotte | A | W | 45-9 |
| Sept. 15 | Southern Miss | | | Canceled |
| Sept. 22 | Gardner-Webb | H | W | 72-7 |
| Sept. 29 | South Alabama | H | W | 52-7 |
| Oct. 9 | Arkansas State | A | W | 35-9 |
| Oct. 20 | Louisiana | H | W | 27-17 |
| Oct. 25 | Georgia Southern | A | L | 14-34 |
| Nov. 3 | NAVY * | A | W | 42-0 |
| Nov. 10 | Texas State | A | W | 38-7 |
| Nov. 17 | Georgia State | H | W | 45-17 |
| Nov. 24 | Troy | H | W | 21-10 |
| Dec. 1 | Louisiana% | H | W | 30-19 |
| Dec. 15 | Middle Tennessee^ | N | W | 45-13 |

^ - R+L Carriers New Orleans Bowl, New Orleans, La.

% - Sun Belt Championship Game

2017 (9-4 OVERALL, 7-1 SUN BELT) • SUN BELT CHAMPS

| | | | | |
|----------|------------------|---|---|-------------|
| Sept. 2 | [15] Georgia | A | L | 10-31 |
| Sept. 9 | Savannah State | H | W | 54-7 |
| Sept. 16 | Texas State | A | W | 20-13 |
| Sept. 23 | Wake Forest | H | L | 19-20 |
| Oct. 7 | New Mexico State | H | W | 45-31 |
| Oct. 14 | Idaho | A | W | 23-20 |
| Oct. 21 | Coastal Carolina | H | W | 37-29 |
| Oct. 28 | Massachusetts | A | L | 27-30 [2OT] |
| Nov. 4 | Louisiana Monroe | A | L | 45-52 |
| Nov. 9 | Georgia Southern | H | W | 27-6 |
| Nov. 25 | Georgia State | A | W | 31-10 |
| Dec. 2 | Louisiana | H | W | 63-14 |
| Dec. 23 | vs. Toledo^ | N | W | 34-0 |

^ - Dollar General Bowl

2016 (10-3 OVERALL, 7-1 SUN BELT) • SUN BELT CHAMPS

| | | | | |
|----------|-------------------|---|---|------------|
| Sept. 1 | [9] Tennessee | A | L | 13-20 [OT] |
| Sept. 10 | Old Dominion | H | W | 31-7 |
| Sept. 17 | [25] Miami (Fla.) | H | L | 10-45 |
| Sept. 24 | Akron | A | W | 45-38 |
| Oct. 1 | Georgia State | H | W | 17-3 |
| Oct. 12 | Louisiana | A | W | 24-0 |
| Oct. 22 | Idaho | H | W | 37-19 |
| Oct. 27 | Georgia Southern | A | W | 34-10 |
| Nov. 5 | Texas State | H | W | 35-10 |
| Nov. 12 | Troy | A | L | 24-28 |
| Nov. 19 | Louisiana Monroe | H | W | 42-17 |
| Nov. 26 | New Mexico State | A | W | 37-7 |
| Dec. 17 | Toledo^ | N | W | 31-28 |

^ - Raycom Media Camellia Bowl

2015 (11-2 OVERALL, 7-1 SUN BELT)

| | | | | |
|----------|------------------|---|---|-------------|
| Sept. 5 | Howard | H | W | 49-0 |
| Sept. 12 | [12] Clemson | A | L | 10-41 |
| Sept. 26 | Old Dominion | A | W | 49-0 |
| Oct. 3 | Wyoming | W | W | 31-13 |
| Oct. 10 | Georgia State | A | W | 37-3 |
| Oct. 17 | Louisiana Monroe | A | W | 59-14 |
| Oct. 22 | Georgia Southern | H | W | 31-13 |
| Oct. 31 | Troy | H | W | 44-41 [3OT] |
| Nov. 5 | Arkansas State | H | L | 27-40 |
| Nov. 14 | Idaho | A | W | 47-20 |
| Nov. 28 | Louisiana | H | W | 28-7 |
| Dec. 5 | South Alabama | A | W | 34-27 |
| Dec. 19 | Ohio^ | N | W | 31-29 |

^ - Raycom Media Camellia Bowl

2014 (7-5 OVERALL, 6-2 SUN BELT)

| | | | | |
|----------|------------------|---|---|------------|
| Aug. 30 | Michigan | A | L | 14-52 |
| Sept. 6 | Campbell | H | W | 66-0 |
| Sept. 20 | Southern Miss | A | L | 20-21 |
| Sept. 25 | Georgia Southern | A | L | 14-34 |
| Oct. 4 | South Alabama | H | L | 21-47 |
| Oct. 11 | Liberty | H | L | 48-55 [OT] |
| Oct. 18 | Troy | A | W | 53-14 |
| Nov. 1 | Georgia State | H | W | 44-0 |
| Nov. 8 | Louisiana Monroe | H | W | 31-29 |
| Nov. 15 | Arkansas State | A | W | 37-32 |
| Nov. 22 | Louisiana | A | W | 35-16 |
| Nov. 29 | Idaho | H | W | 45-28 |

2013 (4-8 OVERALL, 4-4 SOCON)

| | | | | |
|----------|---------------------|---|---|-------|
| Aug. 31 | Montana | A | L | 6-30 |
| Sept. 7 | North Carolina A&T | H | L | 21-24 |
| Sept. 21 | Elon | A | W | 31-21 |
| Sept. 28 | Charleston Southern | H | L | 24-27 |
| Oct. 5 | The Citadel | A | L | 28-31 |
| Oct. 12 | Samford | H | L | 10-34 |
| Oct. 19 | Furman | A | L | 10-27 |
| Oct. 26 | Georgia Southern | H | W | 38-14 |
| Nov. 2 | Chattanooga | H | L | 28-35 |
| Nov. 9 | Georgia | A | L | 6-45 |
| Nov. 16 | Wofford | A | W | 33-21 |
| Nov. 23 | Western Carolina | H | W | 48-27 |

ASSISTANT COACHES & SUPPORT STAFF (IN-GAME LOCATION)



BRYAN BROWN (F)
ASSOCIATE HEAD COACH / DEFENSIVE COORDINATOR
FIRST SEASON • OLE MISS '06

- A multiple-time Broyles Award nominee, Brown spent four seasons as the defensive coordinator at Louisville.
- He spent six seasons at Appalachian State, coaching cornerbacks from 2012 to 2018 and was also defensive coordinator in 2018.
- In 2022, Louisville lead the nation in sacks (50) and fourth down defense (.190) and ranked third in takeaways (30), eighth in tackles for loss (97) and No. 11 in scoring defense (19.2).
- He played defensive back at Ole Miss from 2003 to 2006. He also played point guard on the Ole Miss basketball team in 2002.
- He and his wife, Courtney, have a son, Bryson, and a daughter, Elle.



NIC CARDWELL (F)
ASSISTANT COACH / OFFENSIVE LINE
FIRST SEASON • APPALACHIAN STATE '08

- Cardwell coached the offensive line at Louisville in 2022 after two seasons in the same role at Appalachian State. He also coached tight ends for the Mountaineers.
- Louisville rank second in the ACC and No. 22 nationally in rushing offense (200.6). He developed offensive linemen Caleb Chandler and Bryan Hudson to All-ACC honors.
- App State's offensive line was one of 13 semifinalists for the Joe Moore Award in 2021, where the Mountaineers allowed an average of 1.21 sacks per game, which ranked 12th in the country.
- He and his wife, Kira, have three children: Kai, Blakely and Brewer.




BRAD GLENN (PB)
OFFENSIVE COORDINATOR / WIDE RECEIVERS
FIRST SEASON • CLEMSON '95

- A 29-year veteran of the coaching ranks who spent the 2022 season as the passing game coordinator and quarterbacks coach at Virginia Tech following a very successful run as the offensive coordinator and quarterbacks coach at Georgia State from 2019 to 21.
- GSU averaged a school-record 33.3 ppg in 2020 and set school records for total yards (439.8 ypg) and rushing (241.6 ypg) in 2019.
- Spent seven seasons as the associate head coach, offensive coordinator and quarterbacks coach at Western Carolina and 2005-11 as a position coach at Appalachian State.
- He and his wife, Anna, have a son, Hank, and daughters, Zoey and Landry.



WALTER STEWART (F)
ASSISTANT COACH / DEFENSIVE LINE
SECOND SEASON • CINCINNATI '12

- Stewart enters his second season after returning to UC in 2022.
- He has coached three All-Americans over his 10-year coaching career, including Cincinnati defensive lineman Dontay Corleone, who was PFF's top-rated defensive player in 2022.
- He has coached at UC, Temple, ECU, Florida A&M and Tennessee.
- He played for UC from 2008-12 as a defensive lineman. He was a team captain and second-team All-BIG EAST selection as a senior in 2012.
- He and his wife, Rebecca, have a daughter, Niya, and son, Nolan.



KERRY COOMBS (F)
SPECIAL TEAMS COORDINATOR / CORNERBACKS
SEVENTH SEASON (SECOND IN A ROW) • DAYTON '83

- Coombs rejoined the UC football staff in 2022 as the CB coach and special teams coordinator. He was on staff from 2007-11, too.
- Served as UC's interim head coach for the 2022 Wasabi Fenway Bowl.
- Coombs spent 2020 and 2021 as Ohio State's defensive coordinator, returning after coaching the Buckeyes for six seasons (2012-17), where he mentored five first-round picks.
- As the head coach at Colerain High School in Cincinnati, he went to 10 state playoffs and won a state title in 2004.
- He and his wife Holly are the parents of three children, Brayden, Cortney and Dylan.



DE'RAIL SIMS (F)
ASSISTANT COACH / RUNNING BACKS
FIRST SEASON • PIKEVILLE '10

- A running backs coach for over a decade, Sims coached the position at Louisville, East Carolina, James Madison, Western Carolina and Carson-Newman, among other stops.
- He helped JMU win the 2016 FCS national championship.
- Louisville in the national Top 25 in rushing in 2022 and 2021.
- The Union, S.C. native was a two-year starter at Pikeville (2006-08) before joining the coaching staff as a student assistant.
- Sims and his wife, Lauren, have two daughters, Amayah and Alivia.



NATE FUQUA (PB)
CO-DEFENSIVE COORDINATOR / OLBs
FIRST SEASON • WOFFORD '03

- Fuqua (pronounced FEW-quay) served as the defensive coordinator and outside linebackers coach at Georgia State for six seasons, from 2017-22.
- He led some of the top defenses in Panthers' history, including a 2021 squad that set school records with 38 sacks and 92 TFLs.
- Fuqua coached for 12 seasons at his alma mater Wofford where he was a two-time All-American. He led the defense for three seasons, helping the Terriers to the FCS quarterfinals in 2016.
- He and his wife, Tiffany, have a daughter, Natalie Marie, and a son, Webb Kirkland.



JOSH STEPP (F)
ASSISTANT COACH / TIGHT ENDS
FIRST SEASON • NEWBERRY '07

- Stepp comes from Louisville, where coached tight ends and served as the recruiting coordinator in 2022. He helped lead an offense that averaged more than 400 yards per game.
- Coached Marshon Ford to honorable mention All-ACC accolades. Ford led the team in receiving touchdowns and ranked second in receptions (33) and receiving yards (434).
- Spent six seasons at Georgia State, where he coached tight ends and running backs before he was promoted to offensive coordinator and quarterbacks coach in 2022.
- He and his wife Caryn have four daughters: Rilee Hope, Emma Paisley, Hadley James and Blakely Ryanne.



CORTNEY BRASWELL (F)
ASSISTANT COACH / INSIDE LINEBACKERS
FIRST SEASON • DALTON STATE '13

- Braswell spent the last two seasons coaching inside linebackers at Army following a year coaching outside linebackers at Appalachian State.
- Mentored Arik Smith, who posted 86 tackles and 10.5 tackles for loss, to be earn the Defender of the Nation Award, which honors the top defensive player on a service academy in the nation.
- Served as a defensive quality control coach on Scott Satterfield's first Louisville team that improved by six wins in 2019.
- Braswell has two sons, Cayden and Isaiah.



PETE THOMAS (PB)
ASSISTANT COACH / QUARTERBACKS
FIRST SEASON • NC STATE '14

- Thomas spent the last four seasons on at Louisville following two seasons at Appalachian State. He was elevated to quarterbacks coach in 2021.
- Developed Malik Cunningham to become the sixth FBS player to pass for 9,000 yards and rush for 3,000 yards in a career. Cunningham became the second quarterback in school history to rush for 1,000 yards and also passed for 2,941 yards and 19 touchdowns in Thomas' first year as quarterbacks coach.
- For his playing career, Thomas threw for more than 9,000 yards and 36 touchdowns, completing 61.7 percent of his passes.

PLAYER PROFILES - OFFENSE

**56 // DEONDRE BUFORD**

OL / R-JR. / 6-3 / 315

DETROIT, MICH. / MARTIN LUTHER KING / KENTUCKY

- Has started all six games at right tackle.
- Played in 15 career games for Kentucky from 2020-22. Appeared in all 13 games for Kentucky in 2022, seeing action at both the guard and tackle spots with a pair of starts, including against No. 1 Georgia.
- Former four-star recruit by 247 Sports.

**53 // GAVIN GERHARDT**

OL / R-JR. / 6-4 / 305

XENIA, OHIO / XENIA

- Has started at center in five games and has 18 starts in his career.
- Named one of four 2023 team captains.
- Started all 13 games at center in 2022, snapped for two different quarterbacks and helped three different running backs to have 100-yard rushing games.
- Saw time as a first-team guard before a season-ending injury to incumbent starter Jake Renfro forced Gerhardt to move to center in 2022 fall camp.

**8 // XZAVIER HENDERSON**

WR / SR. / 6-3 / 200

MIAMI, FLA. / COLUMBUS / FLORIDA

- Has started all six games at wide receiver.
- Ranks fifth in the Big 12 with 5.0 receptions per game.
- Finished with 140 yards on a career-high 12 catches vs. Miami (OH). It marked the most catches since Kahlil Lewis at SMU in 2018 and tied the fourth-most receptions in a game in program history. It is also the third 100-yard game in his career and second at Cincinnati after finishing with 149 yards vs. ECU.
- Recorded a career-high 149 yards on seven receptions and a touchdown vs. ECU.
- Appeared in 35 games with 13 starts at Florida from 2020-22, totaling 73 receptions for 835 yards and five touchdowns, in addition to returning 34 punts for 270 yards for a 7.9 average and nine kickoffs for 137 yards for a 15.2 average.

CAREER RECEIVING STATISTICS

| SEASON | GP | REC | YDS | TD | LONG | AVG/C |
|--------------|-----------|------------|-------------|----------|-----------|-------------|
| 2020 (UF) | 10 | 9 | 148 | 1 | 43 | 16.4 |
| 2021 (UF) | 13 | 26 | 277 | 2 | 35 | 10.7 |
| 2022 (UF) | 11 | 38 | 410 | 2 | 78 | 10.8 |
| 2023 | 6 | 30 | 414 | 1 | 49 | 13.8 |
| TOTAL | 40 | 103 | 1249 | 6 | 78 | 12.1 |

CAREER KICK RETURN STATISTICS

| SEASON | GP | ATT | YDS | TD | LONG | AVG/R |
|--------------|-----------|-----------|------------|----------|-----------|-------------|
| 2020 (UF) | 10 | 0 | 0 | 0 | 0 | 0 |
| 2021 (UF) | 13 | 3 | 26 | 0 | 14 | 8.6 |
| 2022 (UF) | 11 | 7 | 111 | 0 | 23 | 15.9 |
| 2023 | 5 | 6 | 110 | 0 | 26 | 18.3 |
| TOTAL | 40 | 16 | 247 | 0 | 26 | 15.4 |

CAREER HIGHS *At Florida (2020-22)**RECEPTIONS:** 12, vs. Miami (OH) 9/16/23**RECEIVING YARDS:** 149, vs. ECU 9/2/23**RECEIVING TOUCHDOWNS:** 1, six times, last vs. ECU 9/2/23**LONG RECEPTION:** 78, vs. Georgia 10/29/22***LONG PUNT RETURN:** 48, vs. Missouri 10/8/22***LONG KICK RETURN:** 26, vs. ECU 9/2/23**67 // LUKE KANDRA**

OL / R-JR. / 6-4 / 320

CINCINNATI, OHIO / ELDER / LOUISVILLE

- Has started all six games at right guard and helped pave the way for the offense to rush for 202.7 yards per game - 16th in the nation.
- Consistently UC's highest-graded offensive lineman.
- Former Elder High School in Cincinnati standout who appeared in 21 games with two starts across the offensive line for Louisville from 2020-22.
- Made his first career start at guard for Louisville in 24-10 victory versus Pittsburgh in 2022 and also started in the regular season finale against Kentucky.

**21 // COREY KINER**

RB / JR. / 5-9 / 215

CINCINNATI, OHIO / ROGER BACON / LSU

- Has started all six games at running back.
- Ranks ninth in the Big 12 with 72.3 rushing yards per game.
- Has two of his three career 100-yard games this season.
- Tallied 19 attempts for 77 yards, in addition to three receptions for 12 yards at BYU.
- Added 33 yards and a rushing touchdown vs. Miami (OH).
- Recorded a career-high in yards and attempts at Pittsburgh, totaling 153 yards on 20 carries with a touchdown. He also broke a career-long 68 yard rush.
- Made his first career start and finished with 13 carries for 105 yards vs. ECU.
- Rushed 81 times for 362 yards and five touchdowns over 10 games in his first season with Cincinnati in 2022 after transferring from LSU, where he played in 2021.
- Had rushing touchdown in each of his first five games in 2022.
- Recorded a 106-yard, one-touchdown performance on 12 carries at Tulsa, including a career-long 52 yard touchdown.
- Earned valuable reps as a true freshman at LSU, totaling 79 carries for 324 yards-4.1 per carry - and two touchdowns in 2021.
- Named Mr. Football in Ohio in 2020 and was a four-star prospect in the 247 Sports Composite, ESPN and Rivals.

CAREER RUSHING STATISTICS

| SEASON | GP | ATT | YDS | TD | LONG | AVG/C |
|--------------|-----------|------------|-------------|----------|-----------|------------|
| 2021 (LSU) | 11 | 79 | 320 | 2 | 26 | 4.1 |
| 2022 | 10 | 81 | 362 | 5 | 52 | 4.5 |
| 2023 | 6 | 87 | 434 | 2 | 68 | 5.0 |
| TOTAL | 27 | 247 | 1116 | 9 | 68 | 4.5 |

CAREER RECEIVING STATISTICS

| SEASON | GP | REC | YDS | TD | LONG | AVG/C |
|--------------|-----------|-----------|-----------|----------|-----------|------------|
| 2021 (LSU) | 11 | 2 | 10 | 0 | 6 | 5.0 |
| 2022 | 10 | 2 | 2 | 0 | 1 | 1.0 |
| 2023 | 6 | 10 | 52 | 0 | 16 | 6.4 |
| TOTAL | 27 | 14 | 64 | 0 | 16 | 5.3 |

CAREER HIGHS *At LSU (2021)**RUSH ATTEMPTS:** 20, at Pittsburgh 9/9/23**RUSH YARDS:** 153, at Pittsburgh 9/9/23**RUSH TOUCHDOWNS:** 1, nine times, last vs. Miami (OH)**LONG RUSH:** 68, at Pittsburgh 9/9/23**RECEPTIONS:** 3, at BYU 9/29/23, vs. Oklahoma 9/23/23**RECEIVING YARDS:** 37, vs. Oklahoma 9/23/23**LONG RECEPTION:** 16, vs. Oklahoma 9/23/23**TOTAL ATTEMPTS:** 22, (19 rush, 3 receiving) at BYU 9/29/23, (20 rush, 2 receiving) at Pittsburgh 9/9/23

PLAYER PROFILES - OFFENSE



5 // EMORY JONES

QB / R-SR.* / 6-3 / 210

LA GRANGE, GA. / HEARD COUNTY / FLORIDA / ARIZONA STATE

Big 12 Offensive Player and Rookie of the Week (Week 1)


- Has made the first six starts at quarterback - one of five transfers with the first unit.
- Ranks 35th nationally and fifth in the Big 12 in total offense (279.0).
- Currently averaging 220.3 passing yards and 58.7 rushing yards per game - both career bests.
- Went 23-of-37 for 256 yards and three TDs with 94 rush yards on 14 atts. at BYU.
- Finished 18-of-35 for 265 yards and a season-high 101 rushing yards on a career-high 20 attempts vs. Miami (OH). The 101 yards were the second most of his career.
- Finished 19-of-23 for 345 yards and five passing touchdowns, in addition to 26 rushing yards on nine attempts and two rushing touchdowns vs. ECU.
- Set the single-game program record for total touchdowns by a quarterback with seven touchdowns — five passing and two rushing - and tied his single game record vs. ECU. He also became the first Bearcat quarterback to throw for five touchdowns since Gunner Kiel versus UCF on Oct. 31, 2015.
- Jones threw for 326 yards in the first half for his second career 300-yard game and was responsible for all six first-half touchdowns vs. ECU. He was named the Big 12 Offensive Player and Rookie of the Week following Week 1 action.
- Sixth-year veteran quarterback who brought 20 games of starting experience with stints at Arizona State (2022) and Florida (2018-21).
- Has completed 404-of-631 pass attempts (.640) for 4,880 yards and 33 touchdowns over 45 career games entering 2023 season.
- Completed 125-of-199 (.628) pass attempts for 1,533 yards and seven touchdowns, in addition to four rushing touchdowns, in eight games with seven starts for the Arizona State in 2022.
- Started 12 games at Florida in 2021 and finished with 2,734 yards passing and 19 touchdowns, in addition to 758 yards and four touchdowns on the ground.
- Had a 464-yard, six-touchdown passing game with Florida vs. Samford in 2021, in which he added 86 rushing yards and a score for a program-record 550 total yards.

CAREER PASSING STATISTICS

| SEASON | GP | COMP | ATT | PCT | YDS | TD | INT | LONG | AVG/P |
|--------------|-----------|------------|------------|-------------|-------------|-----------|-----------|-----------|-------------|
| 2018 (UF) | 4 | 12 | 16 | 75.0 | 125 | 2 | 0 | 35 | 10.4 |
| 2019 (UF) | 11 | 25 | 38 | 65.8 | 267 | 3 | 0 | 48 | 10.7 |
| 2020 (UF) | 9 | 18 | 32 | 56.3 | 221 | 2 | 1 | 30 | 12.3 |
| 2021 (UF) | 13 | 224 | 346 | 64.7 | 2734 | 19 | 13 | 61 | 12.2 |
| 2022 (ASU) | 8 | 125 | 199 | 62.8 | 1533 | 7 | 4 | 73 | 12.3 |
| 2023 | 6 | 114 | 187 | 61.0 | 1322 | 11 | 8 | 49 | 11.6 |
| TOTAL | 51 | 518 | 818 | 63.3 | 6202 | 44 | 26 | 73 | 12.0 |

CAREER RUSHING STATISTICS

| SEASON | GP | ATT | YDS | TD | LONG | AVG/C |
|--------------|-----------|------------|-------------|-----------|-----------|------------|
| 2018 (UF) | 4 | 18 | 41 | 0 | 15 | 2.3 |
| 2019 (UF) | 11 | 42 | 256 | 4 | 29 | 6.1 |
| 2020 (UF) | 9 | 32 | 217 | 2 | 22 | 6.8 |
| 2021 (UF) | 13 | 143 | 758 | 4 | 49 | 5.3 |
| 2022 (ASU) | 8 | 59 | 31 | 4 | 23 | 0.5 |
| 2023 | 6 | 84 | 352 | 3 | 20 | 4.2 |
| TOTAL | 51 | 378 | 1655 | 17 | 49 | 4.4 |

CAREER HIGHS !While at Arizona State (2022); *While at Florida (2018-21)**PASSING ATTEMPTS:** 41, vs. Oklahoma 9/23/23**PASSING COMPLETIONS:** 28, vs. Samford 11/13/21***PASSING YARDS:** 464, vs. Samford 11/13/21***PASSING TOUCHDOWNS:** 6, vs. Samford 11/13/21***LONGEST PASS:** 73, at Oklahoma State 9/10/22!**TOTAL ATTEMPTS:** 56 (41 pass, 15 rush), vs. Oklahoma 9/23/23**TOTAL YARDS:** 550, vs. Samford 11/13/21***TOTAL TOUCHDOWNS:** 7 vs. ECU 9/2/23; vs. Samford 11/13/21***RUSHING ATTEMPTS:** 20 vs. Miami (OH) 9/16/23**RUSHING YARDS:** 144, vs. Tennessee 9/25/21***RUSHING TOUCHDOWNS:** 3 vs. Vanderbilt, 11/9/19*

16 // BRADY LICHTENBERG

QB / R-SO. / 6-1 / 208

TOLEDO, OHIO / ST. JOHN'S JESUIT

- Played against Iowa State - his second game with action this season.
- Saw action and scored his first two touchdowns vs. ECU on a four-yard rush and a 65-yard touchdown connection to Barry Jackson Jr.
- Appeared in two games in 2022, during the end of the game against Kennesaw State and played the first drive of the third quarter against Louisville in the 2022 Wasabi Fenway Bowl.

CAREER PASSING STATISTICS

| SEASON | GP | COMP | ATT | PCT | YDS | TD | INT | LONG | AVG/P |
|--------------|----------|----------|----------|-------------|-----------|----------|----------|-----------|-------------|
| 2022 | 2 | 0 | 0 | 0 | 0 | 0 | 0 | 0 | 0 |
| 2023 | 2 | 5 | 7 | 71.4 | 96 | 1 | 0 | 65 | 19.2 |
| TOTAL | 4 | 5 | 7 | 71.4 | 96 | 1 | 0 | 65 | 19.2 |

CAREER HIGHS

PASSING ATTEMPTS: 4, vs. ECU 9/2/23**PASSING COMPLETIONS:** 4, vs. ECU 9/2/23**PASSING YARDS:** 93, vs. ECU 9/2/23**PASSING TOUCHDOWNS:** 1, vs. ECU 9/2/23**LONGEST PASS:** 65, vs. ECU 9/2/23

PLAYER PROFILES - OFFENSE



7 // CHAMON METAYER

TE / R-SO. / 6-5 / 248
MIAMI, FLA. / NORTH MIAMI

- Tight end in his first year as a starter after injuries limited him 2022.
- Grandparents are Haitian and Bohemian, and gave him a love of cooking, which he often does for his teammates.
- Won a 6A state championship at Miami Central HS his junior year (same high school as Dalvin Cook) before transferring back to North Miami where he also was a prep basketball star, averaging 15.8 ppg and 8.5 rebounds as a senior.
- Has all three of his career touchdowns - 2 at BYU, 1 vs. Iowa State - over the last two games. Has totaled 152 yards and three touchdowns over the last three.
- Added a career-high four receptions for a game-high 43 yards and a touchdown vs. Iowa State. He has led the team in receiving yards in two of the last three games.
- Against BYU, he tied a career-high in receptions and set new highs in receiving yards and touchdowns with three catches for 59 yards and two touchdowns.
- Hauled in three catches for 50 yards vs. Oklahoma - including a 35-yard catch.
- Pulled in a two-point conversion and had career-long 27-yard run on a fake-punt keeper vs. Miami (OH).
- Appeared in six games, missing six games due to injury, in 2022.
- Earned first career start vs. Louisville in the 2022 Wasabi Fenway Bowl.

CAREER RECEIVING STATISTICS

| SEASON | GP | REC | YDS | TD | LNG | AVG/C |
|--------------|-----------|-----------|------------|----------|-----------|-------------|
| 2022 | 6 | 1 | 32 | 0 | 32 | 32.0 |
| 2023 | 6 | 12 | 159 | 3 | 35 | 13.3 |
| TOTAL | 12 | 13 | 191 | 3 | 35 | 14.7 |

CAREER HIGHS

RECEPTIONS: 4, vs. Iowa State 10/14/23

RECEIVING YARDS: 59, at BYU 9/29/23

LONGEST RECEPTION: 35, vs. Oklahoma 9/23/23

RECEIVING TOUCHDOWNS: 2, at BYU 9/29/23



26 // MYLES MONTGOMERY

RB / R-SO. / 5-11 / 205
JACKSONVILLE, FLA. / FLETCHER

- One of the fastest players on the team.
- Totaled 61 yards on a career-high 12 attempts at BYU.
- Tallied 43 yards on seven attempts vs. ECU.
- Rushed 14 times for 120 yards and one score and tallied one four-yard catch over six games in 2022.
- Sprinted to a 76-yard touchdown in a five-carry, 104-yard rushing performance vs. Kennesaw State.

CAREER RUSHING STATISTICS

| SEASON | GP | ATT | YDS | TD | LNG | AVG/C |
|--------------|-----------|-----------|------------|----------|-----------|------------|
| 2021 | 2 | 0 | 0 | 0 | 0 | 0 |
| 2022 | 6 | 14 | 120 | 1 | 76 | 8.6 |
| 2023 | 6 | 33 | 164 | 0 | 16 | 5.0 |
| TOTAL | 14 | 47 | 284 | 1 | 76 | 6.0 |

CAREER HIGHS

TOTAL ATTEMPTS: 14 (12 rush, 2 receiving), at BYU 9/29/23

TOTAL YARDS: 104, vs. Kennesaw State 9/10/22

RUSHING ATTEMPTS: 12, at BYU 9/29/23

RUSHING YARDS: 104, vs. Kennesaw State 9/10/22

RUSHING TOUCHDOWNS: 1, vs. Kennesaw State 9/10/22



22 // RYAN MONTGOMERY

RB / SR.* / 5-10 / 205
FRANKLIN, OHIO / FRANKLIN

- Veteran running back who has played in 51 career games.
- Rushed for a career-high 104 yards on a career-high 20 attempts vs. Miami (OH).
- Tallied 11 rushing yards, 25 receiving yards and 12 punt return yards vs. ECU.
- Ranks third in UC history with 70 career punt returns and 684 punt return yards.
- Totaled 270 rushing yards and five touchdowns and added four receptions for 65 yards despite missing three games due to injury suffered in season opener in 2022.
- Added 95 yards and two touchdowns against Tulane in the 2022.
- Rushed for 312 yards on 46 attempts and three touchdowns and was named to Pro Football Focus' All-AAC Third Team as a punt returner in 2021.

CAREER KICK RETURN STATISTICS

| SEASON | GP | ATT | YDS | TD | LONG | AVG/R |
|--------------|-----------|----------|------------|----------|-----------|-------------|
| 2019 | 14 | 1 | 14 | 0 | 14 | 14.0 |
| 2020 | 10 | 4 | 87 | 0 | 32 | 21.8 |
| 2021 | 14 | 0 | 0 | 0 | 0 | 0.0 |
| 2022 | 9 | 2 | 19 | 0 | 11 | 9.5 |
| 2023 | 4 | 0 | 0 | 0 | 0 | 0 |
| TOTAL | 51 | 7 | 120 | 0 | 32 | 17.1 |

CAREER PUNT RETURN STATISTICS

| SEASON | GP | ATT | YDS | TD | LONG | AVG/R |
|--------------|-----------|-----------|------------|----------|-----------|------------|
| 2019 | 14 | 28 | 258 | 0 | 25 | 9.2 |
| 2020 | 10 | 14 | 110 | 0 | 21 | 7.9 |
| 2021 | 14 | 20 | 229 | 0 | 30 | 11.5 |
| 2022 | 9 | 7 | 75 | 0 | 31 | 10.7 |
| 2023 | 4 | 1 | 12 | 0 | 12 | 12.0 |
| TOTAL | 51 | 70 | 684 | 0 | 31 | 9.8 |

CAREER RUSHING STATISTICS

| SEASON | GP | ATT | YDS | TD | LONG | AVG/C |
|--------------|-----------|------------|------------|-----------|-----------|------------|
| 2019 | 14 | 20 | 106 | 2 | 26 | 5.3 |
| 2020 | 10 | 15 | 41 | 0 | 7 | 2.7 |
| 2021 | 14 | 46 | 312 | 3 | 55 | 6.8 |
| 2022 | 9 | 63 | 270 | 5 | 39 | 4.3 |
| 2023 | 4 | 30 | 135 | 0 | 26 | 4.5 |
| TOTAL | 51 | 174 | 864 | 10 | 55 | 5.0 |

CAREER RECEIVING STATISTICS

| SEASON | GP | REC | YDS | TD | LONG | AVG/C |
|--------------|-----------|-----------|------------|----------|-----------|------------|
| 2019 | 14 | 0 | 0 | 0 | 0 | 0.0 |
| 2020 | 10 | 4 | 16 | 0 | 10 | 4.0 |
| 2021 | 14 | 6 | 42 | 1 | 19 | 7.0 |
| 2022 | 9 | 4 | 65 | 0 | 30 | 16.3 |
| 2023 | 4 | 2 | 25 | 0 | 25 | 12.5 |
| TOTAL | 51 | 16 | 148 | 1 | 30 | 9.3 |

CAREER HIGHS

RUSHING ATTEMPTS: 20, vs. Miami (OH) 9/16/23

RUSHING YARDS: 104, vs. Miami (OH) 9/16/23

RUSHING TOUCHDOWNS: 2, vs. Tulane 11/25/22; at South Florida 11/12/21

LONGEST RUSH: 55, at South Florida 11/12/21

RECEPTIONS: 2, three times, last vs. Houston 12/4/21

RECEIVING YARDS: 30, at UCF 10/29/22

LONGEST RECEPTION: 30, at UCF 10/29/22

LONGEST PUNT RETURN: 31, at Tulsa 10/1/22

LONGEST KICK RETURN: 32, vs. Tulsa 12/19/20

PLAYER PROFILES - OFFENSE

**11 // DONOVAN OLLIE**

WR / R-SR. / 6-3 / 212

WYLIE, TEXAS / WYLIE / WASHINGTON STATE

- Made his first Cincinnati start vs. Iowa State and saw action at wide receiver in six games.
- Experienced receiver who brings 24 career starts, 70 receptions, 807 yards, four touchdowns in four seasons at Washington State from 2019-22.
- Made 11 starts and appeared in 12 games in 2022, tallying 43 receptions for 491 yards and three scores.
- Set career-high in yards and touchdowns and tied in receptions with a seven-catch, 82-yard, two-touchdown game vs. Colorado State in 2022.
- Started all 13 games for Washington State in 2021, totaling 26 catches for 301 yards and a touchdown.

CAREER RECEIVING STATISTICS

| SEASON | GP | REC | YDS | TD | LONG | AVG/C |
|--------------|-----------|-----------|------------|----------|-----------|-------------|
| 2020 (WSU) | 3 | 1 | 15 | 0 | 15 | 15.0 |
| 2021 (WSU) | 13 | 26 | 301 | 1 | 56 | 11.6 |
| 2022 (WSU) | 12 | 43 | 491 | 3 | 60 | 11.4 |
| 2023 | 6 | 0 | 0 | 0 | 0 | 0 |
| TOTAL | 34 | 70 | 807 | 4 | 60 | 11.5 |

CAREER HIGHS *At Washington State (2019-22)**RECEPTIONS:** 7, vs. Colorado State 9/17/22*; vs. Idaho 9/3/22***RECEIVING YARDS:** 82, vs. Colorado State 9/17/22***RECEIVING TOUCHDOWNS:** 2, vs. Colorado State 9/17/22***LONGEST RECEPTION:** 60, vs. Oregon 9/24/22***3 // EVAN PRATER**

WR / R-JR. / 6-3 / 208

CINCINNATI, OHIO / WYOMING

- Former QB who has appeared at wide receiver in six games.
- Hauled in two catches for 24 yards vs. Oklahoma.
- Tallied three receptions for 31 yards vs. ECU.
- Transitioned to wide receiver in the spring after totaling 461 passing yards and 275 rushing yards with six total touchdowns in 17 games at quarterback from 2020-22.
- Held a 40-2 record at Wyoming High School in Cincinnati and was a four-star recruit who was rated the No. 45 overall player in 2020 by 247Sports.
- Named the 33rd Ohio Mr. Football in 2019. Prater is the fourth winner of Ohio's Mr. Football award to play for Cincinnati, including Michael Warren II (2016), Ben Mauk (2002) and Akise Teague (2010).

CAREER RECEIVING STATISTICS

| SEASON | GP | REC | YDS | TD | LONG | AVG/C |
|--------------|----------------|----------|-----------|----------|-----------|------------|
| 2023 | 6 | 8 | 71 | 0 | 14 | 8.9 |
| TOTAL | 6 (23)* | 8 | 71 | 0 | 14 | 8.9 |

*Has played in 23 career games - 17 at QB and six at WR.

CAREER HIGHS**RECEPTIONS:** 3, vs. ECU 9/2/23**RECEIVING YARDS:** 31, vs. ECU 9/2/23**LONGEST RECEPTION:** 14, vs. Oklahoma 9/23/23**58 // TREVOR RADOSEVICH**

OL / R-SR.* / 6-4 / 310

ENGLISHTOWN, N.J. / MANALAPAN / PENN

- A versatile offensive lineman who started at center in the season opener vs. ECU and has appeared in two games.
- Spent five years on the Penn offensive line and was two-time team captain from 2018-22.
- Named First Team All-Ivy League in 2022 after earning Second-Team honors in 2021.
- Started all 10 games in 2022 - seven at center, three at right tackle - on a line that allowed only 15 sacks all season, tied for the fewest in the Ivy League, while also starting all 10 games in 2021 at center.
- Played in every game as a reserve for a line that ranked second in the Ivy League for fewest sacks allowed in 2019.

**88 // PAYTEN SINGLETARY**

TE / R-JR. / 6-4 / 235

THOMASVILLE, GA. / THOMASVILLE

- Has started at tight end in five games and totaled two touchdowns.
- Has three touchdowns on nine career receptions.
- Hauled in a career-long 32-yard reception vs. Miami (OH).
- Tallied a career-high in receptions at Pittsburgh, finishing with four receptions for 24 yards and a touchdown.
- Pulled in a one-yard touchdown catch vs. ECU.
- Appeared in 12 games and recorded one catch for 11 yards against Louisville in the 2022 Wasabi Fenway Bowl.
- Played in six games with one start in 2021, where he scored on his first-career catch via an 18-yard touchdown vs. Murray State.

CAREER RECEIVING STATISTICS

| SEASON | GP | REC | YDS | TD | LONG | AVG/C |
|--------------|-----------|----------|-----------|----------|-----------|-------------|
| 2020 | 4 | 0 | 0 | 0 | 0 | 0.0 |
| 2021 | 6 | 2 | 22 | 1 | 18 | 11.0 |
| 2022 | 12 | 1 | 11 | 0 | 11 | 11.0 |
| 2023 | 6 | 6 | 57 | 2 | 32 | 9.5 |
| TOTAL | 28 | 9 | 90 | 3 | 32 | 10.0 |

CAREER HIGHS**RECEPTIONS:** 4, at Pittsburgh 9/9/23**RECEIVING YARDS:** 32, vs. Miami (OH) 9/16/23**RECEIVING TOUCHDOWNS:** 1, three times, last at Pittsburgh 9/9/23**LONGEST RECEPTION:** 18, vs. Murray State 9/11/21

PLAYER PROFILES - OFFENSE



0 // BRADEN SMITH

WR / R-SR.* / 5-10 / 185

FLOWOOD, MISS. / NORTHWEST RANKIN /
N.W. MISS COMMUNITY COLLEGE / LOUISVILLE

- Has started two games and seen action in all six as the "starting" slot receiver.
- A certified pilot, he transferred to UC following three seasons at Louisville.
- Recorded a team-high five receptions vs. Iowa State.
- Hauled in four catches for 72 yards and a touchdown at BYU - the fifth of his career.
- Made his first Cincinnati start vs. Miami (OH), finishing with a catch for 37 yards.
- Connected with Dee Wiggins on a 30-yard receiver pass and hauled in five receptions for 59 yards and a touchdown at Pittsburgh.
- Smith is 6-of-12 for 190 yards and two touchdowns as a passer for his career.
- Totaled four receptions for 72 yards and a touchdown vs. ECU.
- Appeared in 29 games as a wide receiver and return specialist for Louisville from 2020-22, totaling 59 receptions for 653 yards and two touchdowns after transferring from Northwest Mississippi Community College in Flowood, Miss.

CAREER RECEIVING STATISTICS

| SEASON | GP | REC | YDS | TD | LONG | AVG/C |
|--------------|-----------|-----------|------------|----------|-----------|-------------|
| 2020 (LOU) | 11 | 27 | 370 | 0 | 63 | 13.7 |
| 2021 (LOU) | 4 | 11 | 68 | 1 | 15 | 6.2 |
| 2022 (LOU) | 13 | 21 | 215 | 1 | 31 | 10.2 |
| 2023 | 6 | 22 | 307 | 3 | 48 | 14.0 |
| TOTAL | 34 | 81 | 960 | 5 | 63 | 11.9 |

CAREER PUNT RETURN STATISTICS

| SEASON | GP | ATT | YDS | TD | LONG | AVG/R |
|--------------|-----------|-----------|------------|----------|-----------|------------|
| 2020 | 11 | 0 | 0 | 0 | 0 | 0 |
| 2021 | 4 | 5 | 60 | 1 | 49 | 12.0 |
| 2022 | 13 | 28 | 141 | 0 | 30 | 5.0 |
| 2023 | 6 | 31 | 0 | 11 | 2.8 | |
| TOTAL | 34 | 44 | 232 | 1 | 49 | 5.3 |

CAREER HIGHS *At Louisville (2020-22)

RUSHING ATTEMPTS: 1, at Florida State 9/25/21*

RUSHING YARDS: 6, vs. Cincinnati 12/17/22*

LONGEST RUSH: 6, vs. Cincinnati 12/17/22*

PASSING ATTEMPTS: 2, vs. Cincinnati 12/17/22*

PASSING YARDS: 45, at Syracuse 9/3/22; vs UCF 9/17/21*

PASSING TOUCHDOWNS: 1 vs. UCF 9/17/21*, vs. Wake Forest 10/29/22*

LONGEST PASS: 45, at Syracuse 9/3/22*; vs. UCF 9/17/21*

RECEPTIONS: 7, vs. Syracuse 11/20/20*

RECEPTIONS YARDS: 110, vs. Western Ky. 9/12/20*

RECEIVING TOUCHDOWNS: 1, five times, last at BYU 9/29/23

LONGEST RECEPTION: 63, vs. Western Ky. 9/12/20*

LONGEST PUNT RETURN: 49, vs. Eastern Ky. 9/11/21*

LONGEST KICK RETURN: 23, vs. Virginia Tech 10/31/20*



54 // DARTANYAN TINSLEY

OL / SR. / 6-5 / 315

OWENSBORO, KY. / OWENSBORO / KENTUCKY CHRISTIAN

- Has started at left guard in all six games.
- NFL prospect who has the biggest hands on the team.
- Appeared in nine games as a backup on the offensive line and a special teams contributor in 2022.
- Transferred to Cincinnati after he collected First Team All-National Christian College Athletic Association (NCCAA) honors in 2020-21 and First Team All-Mid-South Conference Appalachian Division accolades in back-to-back seasons for Kentucky Christian.



9 // AARON TURNER

WR / JR. / 5-7 / 185

ELLCOTT, MD. / GONZAGA COLLEGE / UCONN

- Has seen action at wide receiver and as a designed runner in six games.
- Recorded one catch for 17 yards and a rush for six yards at BYU.
- Totaled three receptions for 14 yards and a touchdown - the fourth of his career - and added 31 yards on three rushes vs. ECU.
- Appeared in all 25 games for UConn from 2021-22, totaling 90 receptions for 759 yards and three touchdowns, in addition to 75 yards on the ground.
- Led the Huskies in receptions, yards and touchdowns in 2022, finishing with 57 catches for 527 yards and three scores after hauling in 33 catches for 232 yards in 2021. It marked his second straight season leading the team in receptions.

CAREER RECEIVING STATISTICS

| SEASON | GP | REC | YDS | TD | LONG | AVG/C |
|--------------|-----------|-----------|------------|----------|-----------|------------|
| 2021 (CONN) | 12 | 33 | 232 | 0 | 50 | 7.0 |
| 2022 (CONN) | 13 | 57 | 527 | 3 | 56 | 9.2 |
| 2023 | 6 | 7 | 47 | 1 | 17 | 6.7 |
| TOTAL | 31 | 97 | 806 | 4 | 56 | 8.3 |

CAREER RUSHING STATISTICS

| SEASON | GP | ATT | YDS | TD | LONG | AVG/C |
|--------------|-----------|-----------|------------|----------|-----------|------------|
| 2021 (CONN) | 12 | 1 | 22 | 0 | 22 | 22.0 |
| 2022 (CONN) | 13 | 14 | 53 | 0 | 15 | 3.8 |
| 2023 | 6 | 8 | 62 | 0 | 25 | 7.8 |
| TOTAL | 31 | 23 | 137 | 0 | 25 | 6.0 |

CAREER HIGHS *At UConn (2021-22)

RECEPTIONS: 10, vs. Liberty, 11/12/22*

RECEIVING YARDS: 71, vs. Syracuse 9/10/22*

RECEIVING TOUCHDOWNS: 1, four times, last vs. ECU 9/2/23

LONGEST RECEPTION: 56, vs. Syracuse 9/10/22*

RUSHING ATTEMPTS: 3, vs. ECU 9/2/23; at NC State 9/24/22*

RUSHING YARDS: 31, vs. ECU 9/2/23

LONGEST RUSH: 25, at Pittsburgh 9/9/23

PLAYER PROFILES - OFFENSE



2 // DEE WIGGINS

WR / R-SR.* / 6-3 / 195

MIAMI, FLA. / MIAMI SOUTHRIDGE / MIAMI / LOUISVILLE

- Has started at wide receiver in five games.
- Finished with six receptions - his most at Cincinnati - for 45 yards vs. Oklahoma.
- Hauled in three catches for 51 yards vs. Miami (OH).
- Recorded three receptions for 52 yards and one rush for 13 yards at Pittsburgh.
- Hauled in a 39-yard touchdown vs. EKU - the eighth of his career.
- Transferred with 22 games of starting experience at Louisville and Miami.
- Spent four seasons at Miami from 2018-21, where he appeared in 40 games and totaled 791 receiving yards on 62 receptions for seven touchdowns.
- Transferred to Louisville in 2022, where he played in three games and made four receptions for 67 yards before suffering a season-ending injury.
- Former four-star prospect by ESPN in 2018.

CAREER RECEIVING STATISTICS

| SEASON | GP | REC | YDS | TD | LONG | AVG/R |
|--------------|-----------|-----------|-------------|----------|-----------|-------------|
| 2018 (MIA) | 13 | 7 | 73 | 0 | 24 | 10.4 |
| 2019 (MIA) | 12 | 20 | 335 | 4 | 67 | 16.8 |
| 2020 (MIA) | 11 | 31 | 358 | 3 | 40 | 11.5 |
| 2021 (MIA) | 4 | 4 | 25 | 0 | 12 | 6.3 |
| 2022 (LOU) | 3 | 4 | 67 | 0 | 23 | 16.8 |
| 2023 | 6 | 15 | 204 | 1 | 39 | 13.6 |
| TOTAL | 49 | 81 | 1062 | 8 | 67 | 13.1 |

CAREER HIGHS *At Miami (2018-21)

RECEPTIONS: 8, at Virginia Tech 11/14/20*

RECEIVING YARDS: 106, at Virginia Tech 11/14/20*

RECEIVING TOUCHDOWNS: 2, vs. Louisville 11/9/19*

LONGEST RECEPTION: 67, vs. Louisville 11/9/19*



75 // JOHN WILLIAMS

OL / R-JR. / 6-5 / 310

BOLINGBROOK, ILL. / BOLINGBROOK

- Has started at left tackle in all six games.
- Appeared in 12 games in 2022, only missing the Indiana contest.
- Played in 12 games, including starting the first three against Miami (OH), Murray State and Indiana in 2021 after seeing action in four games and redshirting in 2020.
- Aerospace engineering major.

PLAYER PROFILES - DEFENSE

**7 // SAMMY ANDERSON JR.**

CB / R-JR. / 6-0 / 185

DAYTON, OHIO / TROTWOOD-MADISON

- Missed the last five contests due to injury suffered vs. ECU - started at cornerback.
- Appeared in 13 games in 2022, rotating with Taj Ward at nickelback and totaling 19 tackles, 2.5 TFLs and a forced fumble.
- Former four-star recruit in 2019.

CAREER DEFENSE STATISTICS

| SEASON | GP | SOLO | ASST | TOTAL | TFL | SACKS | INT | PD | FF | FR |
|--------------|-----------|-----------|----------|-----------|------------|----------|----------|----------|----------|----------|
| 2020 | 2 | 0 | 0 | 0 | 0 | 0 | 0 | 0 | 0 | 0 |
| 2021 | 3 | 1 | 0 | 1 | 1 | 0 | 0 | 0 | 0 | 0 |
| 2022 | 13 | 15 | 4 | 19 | 2.5 | 0 | 0 | 1 | 1 | 0 |
| 2023 | 1 | 0 | 0 | 0 | 0 | 0 | 0 | 0 | 0 | 0 |
| TOTAL | 19 | 16 | 4 | 20 | 3.5 | 0 | 0 | 1 | 1 | 0 |

CAREER HIGHS**TACKLES:** 4, vs. Louisville 12/17/22; vs. South Florida 10/8/22**TACKLES FOR LOSS:** 2, vs. South Florida 10/8/22**PASSES DEFENDED:** 1, vs. East Carolina 11/11/22**0 // JOWON BRIGGS**

DE / SR.* / 6-2 / 297

CINCINNATI, OHIO / WALNUT HILLS / VIRGINIA

2022 ALL-AAC FIRST TEAM**2023 PRESEASON ALL-BIG 12 BY ATHLON SPORTS AND PHIL STEELE**

- One of four 2023 team captains who has started all six games at defensive end. Has 38 career starts, including 24 at Cincinnati.
- Married father of three - sons Jowon and Zane, daughter Reine. Wife Nyjae and Jowon welcomed their third kid, Zane, on August 25. He is also an accomplished singer and graduate, set to add a computer science certificate in December.
- One of three Bearcats on 2023 Bruce Feldman's annual "Freaks" List.
- Named to preseason watch lists for 2023 Wuerffel Trophy and AllState AFCA Good Works Team.
- Former Freshman All-American at Virginia where he played for two years following an Under Armor All-America prep career at Walnut Hills High School in Cincinnati.
- Added three tackles each vs. Oklahoma and at BYU.
- Recorded four tackles, a sack and tied a career-high two TFLs at Pittsburgh.
- Selected to PFF's Week 1 Team of the Week.
- Started 13 games at nose tackle with 61 tackles, 4.5 TFLs and three sacks in 2022.
- Former Under Armor All-American who was a Freshman All-American at Virginia in 2019, played for the Cavaliers from 2019-20.

CAREER DEFENSE STATISTICS

| SEASON | GP | SOLO | ASST | TOTAL | TFL | SACKS | INT | PD | FF | FR |
|--------------|-----------|-----------|------------|------------|-----------|-----------|----------|----------|----------|----------|
| 2019 (UVA) | 13 | 5 | 14 | 19 | 3 | 1 | 0 | 0 | 0 | 0 |
| 2020 (UVA) | 7 | 5 | 15 | 20 | 4 | 3 | 0 | 0 | 0 | 0 |
| 2021 | 14 | 9 | 34 | 43 | 4 | 3 | 0 | 0 | 0 | 0 |
| 2022 | 13 | 17 | 44 | 61 | 4.5 | 3 | 0 | 0 | 0 | 0 |
| 2023 | 6 | 4 | 8 | 12 | 2.5 | 1 | 0 | 0 | 0 | 0 |
| TOTAL | 53 | 40 | 115 | 155 | 18 | 11 | 0 | 0 | 0 | 0 |

CAREER HIGHS *At Virginia (2019-20)**TACKLES:** 9, vs. Navy 11/5/22**TACKLES FOR LOSS:** 2, at Pittsburgh 9/9/23; at Wake Forest 10/17/20***SACKS:** 2, at Wake Forest 10/17/20***2 // DONTAY CORLEONE**

DT / R-SO. / 6-2 / 318


CINCINNATI, OHIO / COLERAIN

2023 PRESEASON ALL-BIG 12**2022 ALL-AAC FIRST TEAM, 2022 AP THIRD TEAM ALL-AMERICAN**

- One of four 2023 team captains who has started all six games at defensive tackle.
- Has his own pulled-pork-topper hamburger, "The Godfather", at Bucketheads in Cincinnati. Also has a "Godfather" pizza at Mio's right next to campus.
- Totaled five tackles vs. Iowa State.
- Recorded six tackles with a sack and a career-high two TFLs vs. Oklahoma.
- Totaled three tackles, a sack and a quarterback hurry at Pittsburgh.
- Given the nickname "The Godfather" by fans.
- Selected to preseason watch lists for 2023 Chuck Bednarik Award, Walter Camp Player of the Year Award, Outland Trophy and Bronko Nagurski Trophy.
- Named 2023 Preseason All-America by AP, *The Athletic*, Sporting News, Phil Steele, Athlon Sports and Walter Camp Football Foundation.
- One of three Bearcats on 2023 Bruce Feldman's annual "Freaks" List.
- Tallied 45 tackles, 5.5 TFLs, three sacks, two forced fumbles in 11 games in 2022.
- Finished as the nation's highest-graded defensive player by PFF (93.8) in 2022 and recorded a single-season run defense grade (94.7) that was best since 2019.
- Totaled a career-high 11 tackles vs. Navy in 2022.

CAREER DEFENSE STATISTICS

| SEASON | GP | SOLO | ASST | TOTAL | TFL | SACKS | INT | PD | FF | FR |
|--------------|-----------|-----------|-----------|-----------|-----------|----------|----------|----------|----------|----------|
| 2022 | 11 | 19 | 26 | 45 | 5.5 | 3 | 0 | 0 | 2 | 2 |
| 2023 | 5 | 11 | 11 | 22 | 4.5 | 2 | 0 | 0 | 0 | 0 |
| TOTAL | 17 | 30 | 37 | 67 | 10 | 5 | 0 | 0 | 2 | 2 |

CAREER HIGHS**TACKLES:** 11, vs. Navy 11/5/22**TACKLES FOR LOSS:** 2, vs. Oklahoma 9/23/23**SACKS:** 1, five times, last vs. Oklahoma 9/23/23**49 // JACK DINGLE**

LB / R-SO. / 6-4 / 238

LOUISVILLE, KY. / TRINITY

- Has started all six games at linebacker.
- Recorded six tackles - five solo - vs. Iowa State.
- Recovered his first career fumble and added three tackles vs. Oklahoma.
- Tied a career-high seven tackles in back-to-back games vs. Miami (OH) and at Pittsburgh.
- Totaled seven tackles, in addition to totaling a career-high two TFLs and first career sack on a pivotal fourth down stop at Pittsburgh.
- Backup linebacker and special teamer who played in 12 games and tallied 13 tackles with a half-TFL in 2022.
- Third member of his family to play at Cincinnati — Father Nate was a standout defensive lineman from 1990-93, a captain as a senior in 1993, who played in the NFL, and brother, Jacob, played safety from 2019-22.

CAREER DEFENSE STATISTICS

| SEASON | GP | SOLO | ASST | TOTAL | TFL | SACKS | INT | PD | FF | FR |
|--------------|-----------|-----------|-----------|-----------|----------|----------|----------|----------|----------|----------|
| 2022 | 12 | 0 | 13 | 13 | 0.5 | 0 | 0 | 0 | 0 | 0 |
| 2023 | 6 | 15 | 16 | 31 | 2.5 | 1 | 0 | 0 | 0 | 1 |
| TOTAL | 18 | 15 | 29 | 44 | 3 | 1 | 0 | 0 | 0 | 1 |

CAREER HIGHS**TACKLES:** 7, three times, last vs. Miami (OH) 9/16/23**TACKLES FOR LOSS:** 2, at Pittsburgh 9/9/23**SACKS:** 1, at Pittsburgh 9/9/23

PLAYER PROFILES - DEFENSE



9 // DANIEL GRZESIAK

OLB / R-SR.* / 6-1 / 250

LOS ANGELES, CALIF. / CRENSHAW / NEVADA / UTAH STATE

- Has started all six games at outside linebacker "dog" position - one of three transfers in the first unit.
- Mother Faith Tubi moved to the United States from Nigeria when she was 16.
- Former walk-on-tight end at Nevada who became the nation's No. 20 transfer portal player this past offseason as an edge rusher from Utah State.
- Tied a career-high seven tackles with two sacks vs. Iowa State.
- Totaled a career-high seven tackles, with two TFLs, a sack and a forced fumble and fumble recovery vs. ECU.
- Sixth-year graduate transfer who led Utah State with 8.5 sacks and added 52 tackles, 13 TFLs and two forced fumbles in 2022.
- Former walk on who spent four seasons at Nevada from 2018-21, where he had 7.5 sacks and 42 tackles.
- Ranked the 20th-best available transfer prospect by *The Athletic's* Max Olson.

CAREER DEFENSE STATISTICS

| SEASON | GP | SOLO | ASST | TOTAL | TFL | SACKS | INT | PD | FF | FR |
|--------------|-----------|-----------|-----------|------------|-------------|-------------|----------|----------|----------|----------|
| 2019 (NEV) | 13 | 4 | 3 | 7 | 0 | 0 | 0 | 0 | 0 | 0 |
| 2020 (NEV) | 9 | 11 | 5 | 16 | 3 | 2 | 0 | 0 | 0 | 0 |
| 2021 (NEV) | 12 | 14 | 5 | 19 | 6.5 | 5.5 | 0 | 1 | 1 | 1 |
| 2022 (USU) | 13 | 24 | 28 | 52 | 13 | 8.5 | 0 | 2 | 2 | 1 |
| 2023 | 6 | 10 | 15 | 25 | 5 | 3.5 | 0 | 1 | 1 | 1 |
| TOTAL | 53 | 63 | 56 | 119 | 27.5 | 19.5 | 0 | 4 | 4 | 3 |

CAREER HIGHS *At Utah State (2022)

TACKLES: 7, vs. Iowa State 10/14/23; vs. ECU 9/2/23

TACKLES FOR LOSS: 3.5, at Colorado State 10/15/22*

SACKS: 3, at Colorado State 10/15/22*



12 // JUSTIN HARRIS

CB / R-SR. / 6-0 / 195

DAYTON, OHIO / WAYNE

- Has started at cornerback in Sammy Anderson Jr.'s absence over the last five games - his first career starts.
- Added four tackles with a TFL vs. Iowa State.
- Had a career-high 10 tackles - seven solo - with a quarterback hurry vs. Oklahoma.
- Tied a school-record with four PBUs and added three tackles at Pittsburgh.
- Recorded his first career interception vs. ECU.
- Returned from a season-ending neck injury suffered in 2021.
- Has played in 39 career games as a special teamer and in the secondary.

CAREER DEFENSE STATISTICS

| SEASON | GP | SOLO | ASST | TOTAL | TFL | SACKS | INT | PD | FF | FR |
|--------------|-----------|-----------|-----------|-----------|------------|----------|----------|----------|----------|----------|
| 2019 | 14 | 7 | 3 | 10 | 0 | 0 | 0 | 1 | 0 | 0 |
| 2020 | 9 | 4 | 4 | 8 | 1 | 0 | 0 | 0 | 0 | 0 |
| 2021 | 2 | 0 | 0 | 0 | 0 | 0 | 0 | 0 | 0 | 0 |
| 2022 | 8 | 3 | 6 | 9 | 0 | 0 | 0 | 1 | 0 | 0 |
| 2023 | 6 | 14 | 10 | 24 | 1.5 | 0 | 1 | 5 | 0 | 0 |
| TOTAL | 39 | 28 | 23 | 51 | 2.5 | 0 | 1 | 7 | 0 | 0 |

CAREER HIGHS

TACKLES: 10, vs. Oklahoma 9/23/23

TACKLES FOR LOSS: 1, vs. Iowa State 10/14/23; at SMU 10/24/20

INTERCEPTIONS: 1 vs. ECU 9/2/23

PASSES DEFENDED: 4, at Pittsburgh 9/9/23



90 // JALEN HUNT

DL / R-SR. / 6-4 / 315

DETROIT, MICH. / BELLEVILLE / MICHIGAN STATE

- Veteran rotational piece on the defensive front in six games.
- Totaled 19 tackles in 23 games with five starts at Michigan State from 2020-22.
- Made three starts and played in seven games, totaling nine tackles despite battling injuries in 2022.

CAREER DEFENSE STATISTICS

| SEASON | GP | SOLO | ASST | TOTAL | TFL | SACKS | INT | PD | FF | FR |
|--------------|-----------|-----------|----------|-----------|----------|----------|----------|----------|----------|----------|
| 2020 (MSU) | 5 | 4 | 1 | 5 | 2 | 0 | 0 | 0 | 0 | 0 |
| 2021 (MSU) | 11 | 3 | 2 | 5 | 0 | 0 | 0 | 0 | 0 | 0 |
| 2022 (MSU) | 7 | 5 | 4 | 9 | 0 | 0 | 0 | 0 | 0 | 0 |
| 2023 | 6 | 0 | 0 | 0 | 0 | 0 | 0 | 0 | 0 | 0 |
| TOTAL | 29 | 12 | 7 | 19 | 2 | 0 | 0 | 0 | 0 | 0 |

CAREER HIGHS *At Michigan State (2019-22)

TACKLES: 4, vs. Rutgers 11/12/22*

TACKLES FOR LOSS: 1, at Iowa 11/7/20*; at Michigan 10/31/20*



42 // DION HUNTER

LB / R-JR. / 6-2 / 235

ALBUQUERQUE, N.M. / CLEVELAND / NEW MEXICO

- Recorded a quarterback hurry vs. Oklahoma.
- Tallied six tackles vs. ECU.
- Appeared in 25 games with eight starts at New Mexico from 2020-22.
- Tallied 69 tackles and three TFLs at New Mexico in 2022.
- Selected in 2021 and 2022 to wear Bobby Santiago's No. 42 number - an honor in the New Mexico program.

CAREER DEFENSE STATISTICS

| SEASON | GP | SOLO | ASST | TOTAL | TFL | SACKS | INT | PD | FF | FR |
|--------------|-----------|-----------|-----------|------------|----------|----------|----------|----------|----------|----------|
| 2020 (UNM) | 4 | 5 | 2 | 7 | 0.5 | 0 | 0 | 0 | 0 | 0 |
| 2021 (UNM) | 12 | 15 | 23 | 38 | 2 | 1 | 0 | 0 | 0 | 0 |
| 2022 (UNM) | 9 | 20 | 49 | 69 | 3 | 2 | 0 | 1 | 0 | 0 |
| 2023 | 4 | 2 | 4 | 6 | 0.5 | 0 | 0 | 0 | 0 | 0 |
| TOTAL | 29 | 42 | 78 | 120 | 6 | 3 | 0 | 1 | 0 | 0 |

CAREER HIGHS *At New Mexico (2020-22)

TACKLES: 13, vs. Fresno State 10/22/22*

TACKLES FOR LOSS: 1.5, at UNLV 9/30/22*

SACKS: 1, three times, last at Utah State 11/5/22*

PLAYER PROFILES - DEFENSE



6 // DORIAN JONES

LB / SR. / 6-0 / 236

BOYNTON BEACH, FLA. / AMERICAN HERITAGE / LOUISVILLE

- Has started five games at linebacker and is tied for the team lead with 33 tackles.
- Had a career day vs. Oklahoma with a career-high 13 tackles and a sack.
- Recorded six tackles vs. Miami (OH).
- Totaled five tackles and a TFL at Pittsburgh.
- Spent four years at Louisville from 2019-22, where he totaled 90 tackles, 10.5 TFLs and four sacks in 36 career games.
- Made one start and played in all 13 contests at Louisville in 2022, totaling 34 tackles, 6.5 TFLs and three sacks.

CAREER DEFENSE STATISTICS

| SEASON | GP | SOLO | ASST | TOTAL | TFL | SACKS | INT | PD | FF | FR |
|--------------|-----------|-----------|-----------|------------|-------------|----------|----------|----------|----------|----------|
| 2019 (LOU) | 1 | 0 | 0 | 0 | 0 | 0 | 0 | 0 | 0 | 0 |
| 2020 (LOU) | 9 | 3 | 6 | 9 | 0 | 0 | 0 | 0 | 0 | 0 |
| 2021 (LOU) | 12 | 19 | 29 | 48 | 4 | 1 | 0 | 0 | 0 | 1 |
| 2022 (LOU) | 13 | 20 | 14 | 34 | 6.5 | 3 | 0 | 0 | 1 | 2 |
| 2023 | 6 | 12 | 21 | 33 | 2 | 1 | 0 | 1 | 0 | 0 |
| TOTAL | 41 | 54 | 70 | 124 | 12.5 | 5 | 0 | 1 | 1 | 3 |

CAREER HIGHS *At Louisville (2019-22)

TACKLES: 13, vs. Oklahoma 9/23/23

TACKLES FOR LOSS: 2, vs. South Florida 9/24/22*

SACKS: 1, four times, last vs. Oklahoma 9/23/23



3 // DESHAWN PACE

STAR / SR. / 6-2 / 212

CINCINNATI, OHIO / COLERAIN

2021 ALL-AAC HONORABLE MENTION

- Has started five games at the "star" position - missed Oklahoma contest.
- Tied a career-high 10 tackles and a pair of pass breakups vs. Iowa State and is tied for the team lead with 33 tackles.
- Totaled a team-high nine tackles - 1.5 TFLs - with two pass breakups at BYU.
- Tallied five tackles, a pass defended and two quarterback hurries at Pittsburgh.
- One of three Bearcats named to 2023 Bruce Feldman's annual "Freaks" list.
- Named Preseason All-Big 12 by Phil Steele and Athlon Sports.
- Transitioned to the "star" linebacker/defensive back hybrid role in 2023.
- Started eight games and appeared in all 13 contests in 2022, ranking fifth on the team with 62 tackles.
- Finished sixth in the AAC and third on the team with 94 tackles, in addition to nine TFLs and a team-high four interceptions in 2021, helping UC to CFP Semifinals.
- His brother, Ivan Pace Jr., is a rookie linebacker for the Minnesota Vikings and had one of the most decorated defensive seasons in Cincinnati history in 2022.

CAREER DEFENSE STATISTICS

| SEASON | GP | SOLO | ASST | TOTAL | TFL | SACKS | INT | PD | FF | FR |
|--------------|-----------|-----------|------------|------------|-------------|----------|----------|----------|----------|----------|
| 2020 | 8 | 3 | 7 | 10 | 0 | 0 | 0 | 0 | 1 | 0 |
| 2021 | 14 | 45 | 49 | 94 | 9.5 | 0.5 | 4 | 2 | 0 | 0 |
| 2022 | 13 | 31 | 31 | 62 | 5 | 1 | 1 | 1 | 0 | 1 |
| 2023 | 5 | 16 | 17 | 33 | 4 | 0.5 | 0 | 3 | 0 | 1 |
| TOTAL | 40 | 95 | 104 | 199 | 18.5 | 2 | 5 | 6 | 1 | 2 |

CAREER HIGHS

TACKLES: 10, three times, vs. Iowa State 10/14/23

TACKLES FOR LOSS: 2, at Navy 10/23/21

SACKS: 1, at Tulsa 10/1/22

INTERCEPTIONS: 1, five times, last at Tulsa 10/1/22



97 // ERIC PHILLIPS

DE / R-SR. / 6-3 / 260

CINCINNATI, OHIO / COLERAIN

- Has started at defensive end and recorded two sacks over six games.
- Four of his five tackles this season have been for loss.
- Finished with sack and a quarterback hurry at Pittsburgh.
- Totaled two TFLs, a forced fumble and a sack vs. EKU.
- Started the final 12 games at defensive end and appeared in all 13 contests in 2022, totaling 38 tackles, eight TFLs, three sacks, four passes defended, a forced fumble and a fumble recovery.
- Turned in five stops, 2.5 TFLs, 1.5 sacks and a forced fumble vs. Indiana in 2022.
- Recorded a TFL in each of the final three games in 2022 - at Temple, vs. Tulane and vs. Louisville in the 2022 Wasabi Bowl.

CAREER DEFENSE STATISTICS

| SEASON | GP | SOLO | ASST | TOTAL | TFL | SACKS | INT | PD | FF | FR |
|--------------|-----------|-----------|-----------|-----------|-----------|----------|----------|----------|----------|----------|
| 2019 | 1 | 0 | 0 | 0 | 0 | 0 | 0 | 0 | 0 | 0 |
| 2020 | 5 | 0 | 5 | 5 | 0 | 0 | 0 | 0 | 0 | 0 |
| 2021 | 9 | 3 | 2 | 5 | 0 | 0 | 0 | 0 | 0 | 0 |
| 2022 | 13 | 16 | 22 | 38 | 8 | 3 | 0 | 4 | 1 | 1 |
| 2023 | 6 | 4 | 1 | 5 | 4 | 2 | 0 | 1 | 1 | 0 |
| TOTAL | 34 | 23 | 30 | 53 | 12 | 5 | 0 | 5 | 2 | 1 |

CAREER HIGHS

TACKLES: 7, vs. Navy 11/5/22

TACKLES FOR LOSS: 2.5, vs. Indiana 9/24/22

SACKS: 1.5, vs. Indiana 9/24/22



10 // BRYON THREATS

S / JR. / 5-10 / 195

COLUMBUS, OHIO / COFFMAN

- Has started at safety and has forced three turnovers - two interceptions and a forced fumble - over six games.
- Finished with four tackles, two pass breakups and his first career forced fumble vs. Oklahoma.
- Posted an interception - fourth of his career - and six tackles with a sack vs. Miami (OH).
- Added seven tackles and a pass defended at Pittsburgh.
- Recorded two tackles and an interception vs. EKU.
- Played in all 13 games with 10 starts, totaling 58 tackles, four TFLs and two interceptions in 2022.
- Tallied a career-high nine tackles and recorded first career interception vs. Indiana and added a red-zone interception at Temple in 2022.
- Made six tackles in his first career start at Arkansas in 2022.
- Appeared in 12 games during the run to the 2021 College Football Playoff.

CAREER DEFENSE STATISTICS

| SEASON | GP | SOLO | ASST | TOTAL | TFL | SACKS | INT | PD | FF | FR |
|--------------|-----------|-----------|-----------|-----------|----------|------------|----------|----------|----------|----------|
| 2021 | 12 | 4 | 4 | 8 | 0 | 0 | 0 | 1 | 0 | 0 |
| 2022 | 13 | 37 | 21 | 58 | 4 | 1.5 | 2 | 2 | 0 | 0 |
| 2023 | 6 | 18 | 12 | 30 | 2 | 1 | 2 | 3 | 1 | 0 |
| TOTAL | 31 | 59 | 37 | 96 | 6 | 2.5 | 4 | 6 | 1 | 0 |

CAREER HIGHS

TACKLES: 9, vs. Indiana 9/24/22

TACKLES FOR LOSS: 1, four times, last vs. Miami (OH) 9/16/23

SACKS: 1, vs. Miami (OH) 9/16/23, 9/17/22

INTERCEPTIONS: 1, four times, last vs. Miami (OH) 9/16/23

PLAYER PROFILES - DEFENSE



22 // JONATHAN THOMPSON

LB / R- FR. / 6-2 / 230

COLUMBUS, OHIO / ST. FRANCIS DE SALES

- Started at linebacker vs. Iowa State, his first career start, and tallied a career-high four tackles.
- Has played in all six games at either special teams or linebacker.
- Was a consensus three-star recruit coming out of power St. Francis De Sales High School in Columbus.

CAREER DEFENSE STATISTICS

| SEASON | GP | SOLO | ASST | TOTAL | TFL | SACKS | INT | PD | FF | FR |
|--------------|----------|----------|----------|----------|------------|----------|----------|----------|----------|----------|
| 2023 | 6 | 4 | 5 | 9 | 0.5 | 0 | 0 | 0 | 0 | 0 |
| TOTAL | 6 | 4 | 5 | 9 | 0.5 | 0 | 0 | 0 | 0 | 0 |

CAREER HIGHS

TACKLES: 4, vs. Iowa State 10/14/23

TACKLES FOR LOSS: 0.5, at BYU 9/29/23



4 // MALIK VANN

DE / R- SR.* / 6-3 / 268

CINCINNATI, OHIO / FAIRFIELD

- Veteran defensive lineman who has saw action in all six games.
- Totaled two tackles both vs. Iowa State and at BYU.
- Tallied a pair of tackles with a sack vs. Miami (OH).
- Started in the first two games at defensive end before going down with a season-ending pectoral injury in 2022.
- Entered his sixth season in 2023 with 90 tackles, 22 TFLs and nine sacks in 49 career games.
- Appeared in 12 games, starting nine, including the first eight games until he was slowed by an ankle injury in 2021.
- Tallied 33 tackles, including 8.5 TFLs and 3.5 sacks with three pass breakups in 2021, where he recorded a career-high six tackles against Miami (OH) and Tulane.

CAREER DEFENSE STATISTICS


| SEASON | GP | SOLO | ASST | TOTAL | TFL | SACKS | INT | PD | FF | FR |
|--------------|-----------|-----------|-----------|------------|-------------|-------------|----------|----------|----------|----------|
| 2018 | 12 | 1 | 7 | 8 | 1 | 1 | 0 | 0 | 0 | 0 |
| 2019 | 14 | 17 | 13 | 30 | 6.5 | 2.5 | 0 | 1 | 0 | 0 |
| 2020 | 9 | 12 | 4 | 16 | 5 | 2 | 0 | 0 | 0 | 0 |
| 2021 | 12 | 19 | 14 | 33 | 8.5 | 3.5 | 0 | 3 | 1 | 0 |
| 2022 | 2 | 3 | 0 | 3 | 1 | 0 | 0 | 0 | 0 | 0 |
| 2023 | 6 | 3 | 7 | 10 | 1.5 | 1.5 | 0 | 1 | 0 | 0 |
| TOTAL | 55 | 55 | 45 | 100 | 23.5 | 10.5 | 0 | 5 | 1 | 0 |

CAREER HIGHS

TACKLES: 6, vs. Tulane 10/30/21; vs. Miami (OH) 9/4/21

TACKLES FOR LOSS: 2, vs. Tulane 10/30/21; vs. Miami (OH) 9/14/19

SACKS: 2, vs. Miami (OH) 9/14/19



15 // TAJ WARD

DB / R-SR.* / 6-0 / 195

SOLON, OHIO / SOLON

- Sixth-year veteran who has started all six games at safety after starting at nickel back in 2022.
- Tallied a career-high nine tackles - six solo - with a career-high two TFLs vs. Oklahoma.
- Forced a fumble vs. Miami (OH) and at Pittsburgh - the first two of his career.
- Recorded four tackles with his first career forced fumble and recovery at Pittsburgh.
- Totaled a career-high six tackles with a half-sack vs. ECU.
- Played in 13 games and started in 11 at nickelback, totaling 20 tackles, an interception, four pass breakups and 2.5 TFLs in 2022.

CAREER DEFENSE STATISTICS

| SEASON | GP | SOLO | ASST | TOTAL | TFL | SACKS | INT | PD | FF | FR |
|--------------|-----------|-----------|-----------|-----------|----------|------------|----------|----------|----------|----------|
| 2018 | 4 | 1 | 0 | 1 | 0 | 0 | 0 | 0 | 0 | 0 |
| 2019 | 13 | 8 | 4 | 12 | 0 | 0 | 0 | 0 | 0 | 0 |
| 2020 | 9 | 5 | 2 | 7 | 0 | 0 | 0 | 0 | 0 | 0 |
| 2021 | 11 | 5 | 2 | 7 | 0 | 0 | 0 | 0 | 0 | 0 |
| 2022 | 13 | 12 | 8 | 20 | 2.5 | 0 | 1 | 4 | 0 | 0 |
| 2023 | 6 | 15 | 12 | 27 | 2.5 | 0.5 | 0 | 1 | 2 | 1 |
| TOTAL | 56 | 46 | 28 | 74 | 5 | 0.5 | 1 | 5 | 2 | 1 |

CAREER HIGHS

TACKLES: 9, vs. Oklahoma 9/23/23

TACKLES FOR LOSS: 2, vs. Oklahoma 9/23/23

SACKS: 0.5, vs. ECU 9/2/23

INTERCEPTIONS: 1, vs. Indiana 9/24/22



1 // JORDAN YOUNG

CB / R-SO. / 6-0 / 195

TAMPA, FLA. / GAITHER / FLORIDA

- Has started all six games at cornerback.
- Posted four tackles and two pass breakups vs. Iowa State.
- Totaled a career-high five tackles vs. Miami (OH).
- Appeared in 13 games over two seasons at Florida from 2021-22.
- Tallied 10 tackles, a pass defended and a blocked kick in 10 games in 2022.
- Finished his Florida career with four tackles and a blocked kick vs. Oregon State in the 2022 Las Vegas Bowl.

CAREER DEFENSE STATISTICS

| SEASON | GP | SOLO | ASST | TOTAL | TFL | SACKS | INT | PD | FF | FR |
|--------------|-----------|-----------|-----------|-----------|------------|----------|----------|----------|----------|----------|
| 2021 (UF) | 3 | 1 | 0 | 1 | 0 | 0 | 0 | 0 | 0 | 0 |
| 2022 (UF) | 10 | 4 | 6 | 10 | 0 | 0 | 0 | 1 | 0 | 0 |
| 2023 | 6 | 8 | 8 | 16 | 0.5 | 0 | 0 | 5 | 0 | 0 |
| TOTAL | 19 | 13 | 14 | 27 | 0.5 | 0 | 0 | 6 | 0 | 0 |

CAREER HIGHS

TACKLES: 5, vs. Miami (OH) 9/16/23

PLAYER PROFILES - SPECIAL TEAMS



47 // RORY BELL

K / R-JR. / 5-10 / 185
WILMINGTON, OHIO / WILMINGTON / TEMPLE

- Starting kickoff specialist through the first six games, averaging 60.6 yards per attempt with 13 touchbacks.
- Walked on at Temple, where he played from 2020-22 and served as the Owls' primary kickoff specialist each of the last two seasons.
- Drilled a career-high 55 yard field goal with Temple at Cincinnati, the longest field goal in the AAC in 2022 and the second longest in Owls' program history.



33 // CARTER BROWN

K / SO. / 6-0 / 205
PEARLAND, TEXAS / DAWSON / ARIZONA STATE

- Made both of his attempts from 33 and 22 yards out at BYU.
- Connected on a career-long 54-yarder and a 40-yarder vs. Oklahoma. He is now 9-11 on field goal attempts of 40+ in his career - 4-4 at Cincinnati. His 54-yard FG against the Sooners was longest at UC since 2008 and tied for third longest overall in program history.
- Connected on 2-2 on field goal attempts and 3-3 on PATs at Pittsburgh.
- Nailed a 46-yard field goal and went 9-9 on PATs vs. ECU. The nine extra points made tied the second-most in a single game in program history.
- Made 11-of-14 field goal attempts, including a 5-of-7 from 40+, and connected on all 33 of his extra point attempts to finish with 61 points as a true freshman for Arizona State in 2022.
- Entered college as one of the nation's top kicking prospects, earning a three-star rating from 247Sports.

CAREER FIELD GOAL STATISTICS


| SEASON | FG | PCT. | PAT | 1-19 | 20-29 | 30-39 | 40-49 | 50+ | LG | PTS |
|--------------|--------------|-------------|--------------|------------|-------------|------------|------------|------------|-----------|------------|
| 2022 (ASU) | 11-14 | 78.6 | 33-33 | 0-0 | 3-4 | 3-3 | 4-6 | 1-1 | 53 | 66 |
| 2023 | 11-13 | 84.6 | 16-16 | 0-0 | 5-6 | 2-3 | 3-3 | 1-1 | 54 | 50 |
| TOTAL | 22-27 | 81.5 | 50-50 | 0-0 | 8-10 | 5-6 | 7-9 | 2-2 | 54 | 116 |

CAREER HIGHS *At Arizona State (2022)

FG MADE: 4, vs. Northern Arizona 9/1/22*

LONGEST FG MADE: 54, vs. Oklahoma 9/23/22

PAT MADE: 9, vs. ECU 9/2/23



39 // BRYCE BURTON

H/K / R-SR. / 5-10 / 200
CINCINNATI, OHIO / PRINCETON

- Starting holder for 33 career games.
- Has held for kicker Carter Brown through five games in 2023, who is 17-17 on PATs and 11-13 on field goals.
- Special teams unit veteran and the primary holder for all 13 games in 2022.
- Kicked off twice vs. Louisville in the 2022 Wasabi Fenway Bowl for an average of 56.0 yard per attempt.
- Holder for all 14 games during 2021 College Football Playoff Championship run in 2021.



31 // MASON FLETCHER

P / JR. / 6-7 / 215
MELBOURNE, AUSTRALIA / PROKICK

2022 RAY GUY AWARD FINALIST

2022 AAC SPECIAL TEAMS PLAYER OF THE YEAR, ALL-AAC FIRST TEAM

2022 AP THIRD TEAM ALL-AMERICAN

- 13 of his 20 attempts this season have been downed inside the 20.
- Posted a 46.8 average and had three of his five punts inside the 20 vs. Iowa State.
- Named to the "Ray Eight" Ray Guy Award weekly top punter list after Oklahoma performance.
- Punted four attempts vs. Oklahoma with a 48.3 average and a season-long 57 yarder. He had two punts of 50-plus and tied a career-high three attempts downed inside the 20 to extend his career total to 55 punts inside the 20.
- His two attempts vs. Miami (OH) were both downed inside the 20.
- Placed three punts inside the 20 at Pittsburgh.
- Named to the preseason watch list for the 2023 Ray Guy Award after being one of three finalists in 2022.
- Selected as preseason All-Big 12 and preseason All-America by Sporting News, Phil Steele and Athlon Sports.
- Ranked fourth with a 46.3 average in 2022 and boasts the top average from last season of any returning punter nationally.
- Named 2022 AAC Special Team Player of the Year and All-AAC First Team and helped Cincinnati rank second nationally in net punting at 44.35.
- Totaled 14 punts of 50-plus yards and 29 punts downed inside the 20 in 2022.
- Set program and AAC records with his 84-yard punt at SMU.
- Had two punts inside the 10 at Arkansas in 2021, punting against his brother, Max.

CAREER PUNTING STATISTICS

| SEASON | NO | YDS | AVG | LONG | I20 | 50+ | BL |
|--------------|------------|-------------|-------------|-----------|-----------|-----------|----------|
| 2021 | 50 | 2151 | 43.0 | 54 | 17 | 5 | 0 |
| 2022 | 62 | 2870 | 46.3 | 84 | 29 | 14 | 0 |
| 2023 | 20 | 883 | 44.2 | 57 | 13 | 4 | 0 |
| TOTAL | 133 | 5943 | 44.7 | 84 | 59 | 23 | 0 |

CAREER HIGHS

PUNT ATTEMPTS: 8, vs. Indiana 9/24/22

PUNT YARDS: 373, vs. Indiana 9/24/22

LONGEST PUNT: 84, at SMU 10/22/22

PUNT AVERAGE: 65.0, at SMU 10/22/22

PUNTS INSIDE THE 20: 3, nine times, last vs. Iowa State 10/14/23



96 // CAYSON PFEIFFER

LS / R-SR.* / 6-0 / 220
COLUMBUS, OHIO / DUBLIN SCIOTO

- Starting long snapper for four straight seasons and 43 career games.
- Snapped in all six games.
- Played in all 13 games and snapped on all 45 PAT attempts, 23 field goal attempts and 62 punts as key part of one of the nation's top special teams units in 2022.
- Snapped for Ray Guy Finalist and AAC Special Teams Player of the Year Mason Fletcher and Second Team All-AAC kicker Ryan Coe in 2022.
- Primary long snapper for the second-straight AAC title and College Football Playoff run in 2021, playing all 14 games where he snapped on all 69 PATs, 19 field-goal attempts and 49 punts.

2023 CINCINNATI FOOTBALL

| STARTERS | | | | | | | | | | | |
|------------|----------|---------|------------|--------|--------|------------|--------------|-----------|---------|-------|-------|
| OFFENSE | LT | LG | C | RG | RT | TE | WR | WR | WR | QB | RB |
| EKU | Williams | Tinsley | Radosevich | Kandra | Buford | Singletary | Metayer (TE) | Henderson | Wiggins | Jones | Kiner |
| PITT | Williams | Tinsley | Gerhardt | Kandra | Buford | Singletary | Metayer (TE) | Henderson | Wiggins | Jones | Kiner |
| MIAMI (OH) | Williams | Tinsley | Gerhardt | Kandra | Buford | Singletary | B. Smith | Henderson | Wiggins | Jones | Kiner |
| OKLAHOMA | Williams | Tinsley | Gerhardt | Kandra | Buford | Singletary | B. Smith | Henderson | Wiggins | Jones | Kiner |
| BYU | Williams | Tinsley | Gerhardt | Kandra | Buford | Metayer | Faulk (FB) | Henderson | Wiggins | Jones | Kiner |
| IOWA ST | Williams | Tinsley | Gerhardt | Kandra | Buford | Singletary | Metayer (TE) | Henderson | Ollie | Jones | Kiner |
| BAYLOR | | | | | | | | | | | |
| OK ST | | | | | | | | | | | |
| UCF | | | | | | | | | | | |
| HOUSTON | | | | | | | | | | | |
| WVU | | | | | | | | | | | |
| KANSAS | | | | | | | | | | | |

| DEFENSE | DE | DT | DE | OLB | ILB | ILB | STAR | CB | CB | S | S |
|------------|--------|----------|----------|----------|----------|--------|--------|-------|--------------|------|---------|
| EKU | Briggs | Corleone | Phillips | Grzesiak | Jones | Dingle | Pace | Young | Anderson Jr. | Ward | Threats |
| PITT | Briggs | Corleone | Phillips | Grzesiak | Jones | Dingle | Pace | Young | Harris | Ward | Threats |
| MIAMI (OH) | Briggs | Corleone | Phillips | Grzesiak | Jones | Dingle | Pace | Young | Harris | Ward | Threats |
| OKLAHOMA | Briggs | Corleone | Phillips | Grzesiak | Jones | Dingle | Willis | Young | Harris | Ward | Threats |
| BYU | Briggs | Corleone | Phillips | Grzesiak | Jones | Dingle | Pace | Young | Harris | Ward | Threats |
| IOWA ST | Briggs | Corleone | Phillips | Grzesiak | Thompson | Dingle | Pace | Young | Harris | Ward | Threats |
| BAYLOR | | | | | | | | | | | |
| OK ST | | | | | | | | | | | |
| UCF | | | | | | | | | | | |
| HOUSTON | | | | | | | | | | | |
| WVU | | | | | | | | | | | |
| KANSAS | | | | | | | | | | | |

| START CHART | | | | | | | | | | | |
|-------------------------|------|------|-------|-----------------------|------|------|-------|-------------------|------|------|-------|
| | 2023 | CAR. | CONS. | | 2023 | CAR. | CONS. | | 2023 | CAR. | CONS. |
| Sammy Anderson Jr., CB | 1 | 2 | 0 | Corey Kiner, RB | 6 | 6 | 6 | John Williams, OL | 6 | 9 | 6 |
| Jowon Briggs, DL | 6 | 38 | 23 | Chamon Metayer | 4 | 4 | 2 | Ken Willis, DB | 1 | 1 | 0 |
| Deondre Buford, OL | 6 | 8 | 6 | Ryan Montgomery, RB | 0 | 1 | 0 | Dee Wiggins, WR | 5 | 27 | 0 |
| Sterling Berkhalter, WR | 0 | 13 | 0 | Donovan Ollie, WR | 1 | 25 | 1 | Ethan Wright, RB | 0 | 1 | 0 |
| Dontay Corleone, DL | 6 | 6 | 6 | Deshawn Pace, DB | 5 | 17 | 2 | Jordan Young, CB | 6 | 6 | 6 |
| Jack Dingle, LB | 6 | 6 | 6 | Eric Phillips, DL | 6 | 16 | 16 | | | | |
| Barak Faulk, TE/FB | 1 | 1 | 0 | Trevor Radosevich, OL | 1 | 21 | 0 | | | | |
| Gavin Gerhardt, OL | 5 | 18 | 5 | Payten Singletary, TE | 5 | 6 | 1 | | | | |
| Daniel Grzesiak, OLB | 6 | 19 | 19 | Braden Smith, WR | 2 | 10 | 0 | | | | |
| Xzavier Henderson, WR | 6 | 19 | 6 | Jonathan Thompson, LB | 1 | 1 | 1 | | | | |
| Jalen Hunt, DL | 0 | 5 | 0 | Bryon Threats, DB | 6 | 16 | 10 | | | | |
| Dion Hunter, LB | 0 | 6 | 0 | Dartanyan Tinsley, OL | 6 | 6 | 6 | | | | |
| Emory Jones, QB | 6 | 26 | 6 | Malik Vann, DE | 0 | 12 | 0 | | | | |
| Dorian Jones, LB | 5 | 11 | 0 | Taj Ward, DB | 6 | 18 | 10 | | | | |
| Luke Kandra, OL | 6 | 8 | 6 | Phillip Wilder, OL | 0 | 9 | 0 | | | | |

THE LAST TIME

SCORING

| | |
|--------------------------|-------------------------------|
| Scored 30 or more points | 66 vs. ECU (09/0×2/23) |
| Scored 40 or more points | 66 vs. ECU (09/02/23) |
| Scored 50 or more points | 66 vs. ECU (09/02/23) |
| Scored 60 or more points | 66 vs. ECU (09/02/23) |
| Scored 70 or more points | 72 vs. Austin Peay (09/03/11) |

TOTAL OFFENSE

| | |
|-------------------------------|---------------------------------|
| Had more than 400 total yards | 498 at BYU (09/29/23) |
| Had more than 450 total yards | 498 at BYU (09/29/23) |
| Had more than 500 total yards | 538 vs. Miami (Ohio) (09/16/23) |
| Had more than 550 total yards | 667 vs. ECU (09/02/23) |
| Had more than 600 total yards | 667 vs. ECU (09/02/23) |
| Had more than 650 total yards | 667 vs. ECU (09/02/23) |
| Had more than 700 total yards | 741 vs. Alabama A&M (09/15/18) |

RUSHING OFFENSE

| | |
|------------------------------|---------------------------------|
| Rushed for 150 or more yards | 242 at BYU (09/29/23) |
| Rushed for 200 or more yards | 242 at BYU (09/29/23) |
| Rushed for 250 or more yards | 273 vs. Miami (Ohio) (09/16/23) |
| Rushed for 300 or more yards | 349 vs. UCF (10/14/21) |
| Rushed for 350 or more yards | 409 vs. Alabama A&M (09/15/18) |
| Rushed for 400 or more yards | 409 vs. Alabama A&M (09/15/18) |

PASSING OFFENSE

| | |
|------------------------------|--------------------------|
| Passed for 250 or more yards | 256 at BYU (09/29/23) |
| Passed for 300 or more yards | 438 vs. ECU (09/02/23) |
| Passed for 350 or more yards | 438 vs. ECU (09/02/23) |
| Passed for 400 or more yards | 438 vs. ECU (09/02/23) |
| Passed for 450 or more yards | 523 @ Houston (11/07/15) |
| Passed for 500 or more yards | 523 @ Houston (11/07/15) |
| Passed for 600 or more yards | 620 @ Memphis (09/24/15) |

SCORING DEFENSE

| | |
|----------------------------|-----------------------|
| Allowed 0 points | 0 vs. Navy (11/03/18) |
| Allowed 3 or fewer points | 3 @ Temple (11/19/22) |
| Allowed 7 or fewer points | 3 @ Temple (11/19/22) |
| Allowed 10 or fewer points | 3 @ Temple (11/19/22) |
| Allowed 14 or fewer points | 13 vs. ECU (09/02/23) |

TOTAL DEFENSE

| | |
|------------------------------------|-----------------------------------|
| Allowed fewer than 75 total yards | 53 vs. Kansas (09/20/97) |
| Allowed fewer than 100 total yards | 87 @ Miami OH (09/21/13) |
| Allowed fewer than 125 total yards | 87 @ Miami OH (09/21/13) |
| Allowed fewer than 150 total yards | 129 @ UConn (11/22/14) |
| Allowed fewer than 175 total yards | 164 vs. Boston College (01/02/20) |
| Allowed fewer than 200 total yards | 183 vs. Miami (OH) (09/17/22) |
| Allowed fewer than 225 total yards | 202 @ Temple (11/19/22) |
| Allowed fewer than 250 total yards | 202 @ Temple (11/19/22) |

RUSHING DEFENSE

| | |
|----------------------------|--------------------------|
| Allowed 0 or fewer yards | -3 @ Miami OH (10/01/11) |
| Allowed 25 or fewer yards | 5 vs. Memphis (10/31/20) |
| Allowed 50 or fewer yards | 36 at Tulsa (10/01/22) |
| Allowed 75 or fewer yards | 70 at BYU (09/29/23) |
| Allowed 100 or fewer yards | 70 at BYU (09/29/23) |

PASSING DEFENSE

| | |
|----------------------------|----------------------------------|
| Allowed 0 passing yards | -1 vs. Xavier (10/09/71) |
| Allowed 50 or fewer yards | 47 vs. Navy (11/03/18) |
| Allowed 100 or fewer yards | 84 vs. Navy (11/05/22) |
| Allowed 150 or fewer yards | 139 vs. South Florida (10/08/22) |
| Allowed 175 or fewer yards | 139 vs. South Florida (10/08/22) |
| Allowed 200 or fewer yards | 179 at Pitt (09/09/23) |

SPECIAL SITUATIONS

| | |
|--|--|
| Scored on the first play from scrimmage | Scott 53-yard pass from Ridder vs. SMU (11/20/21) |
| Had a game-winning field goal | Ryan Coe, 21 yards vs. ECU (11/11/22) |
| Kicked a 50-yard field goal | Carter Brown, 54 yards vs. Oklahoma (09/23/23) |
| UC shutout its opponent | vs. Navy (11/03/18, W, 42-0) |
| UC was shutout | @ No. 5 Ohio State (09/07/19, L 42-0) |
| Converted a 2-point play | Chamon Metayer from Emory Jone vs. Miami (Ohio) (09/16/23) |
| A player scored on a pass, rush and rec. TD in same game | Desmond Ridder vs. SMU (11/20/21) |

INDIVIDUAL RUSHING

| | |
|--|--|
| Had a player rush for 100 or more yards | Ryan Montgomery 104, Emory Jones 101 vs. Miami (Ohio) (09/16/23) |
| Had a player rush for 150 or more yards | 153 by Corey Kiner @ Pitt (09/09/23) |
| Had a player rush for 200 or more yards | 212 by Mike Boone vs. USF (10/24/14) |
| Had a player rush for 225 or more yards | 238 by Richard Hall vs. Miami OH (09/11/04) |
| Had two players rush for 100 or more yards | 104 (R. Montgomery) & 101 (Jones) vs. Miami (OH) (09/16/23) |
| Had a player rush for 2 or more TDs | 2 by Charles McClelland vs. South Florida (10/08/22) |
| Had a player rush for 3 or more TDs | 4 by Jerome Ford vs. UCF (10/14/21) |
| Had a player rush for 4 or more TDs | 4 by Jerome Ford vs. UCF (10/14/21) |
| Had a player rush for 5 or more TDs | 6 by Ike Stewart vs. Transylvania (10/05/1912) |

INDIVIDUAL PASSING

| | |
|---|--|
| Had a player pass for 200 or more yards | 256 by Emory Jones at BYU (09/29/23) |
| Had a player pass for 250 or more yards | 256 by Emory Jones at BYU (09/29/23) |
| Had a player pass for 300 or more yards | 345 by Emory Jones vs. ECU 09/02/23) |
| Had a player pass for 350 or more yards | 354 by Ben Bryant vs. Indiana (09/24/22) |
| Had a player pass for 400 or more yards | 523 by Gunner Kiel @ Houston (11/07/15) |
| Had a player pass for 450 or more yards | 523 by Gunner Kiel @ Houston (11/07/15) |
| Had a player pass for 500 or more yards | 523 by Gunner Kiel @ Houston (11/07/15) |
| Had a player pass for 2 or more TDs | 3 by Emory Jones at BYU (09/29/23) |
| Had a player pass for 3 or more TDs | 3 by Emory Jones at BYU (09/29/23) |
| Had a player pass for 4 or more TDs | 5 by Emory Jones vs. ECU 09/02/23) |
| Had a player pass for 5 or more TDs | 5 by Emory Jones vs. ECU 09/02/23) |
| Had a player pass for 6 or more TDs | 6 by Gunner Kiel vs. Toledo (09/12/14) |
| Had a player complete 20 passes | 23 by Emory Jones at BYU (09/29/23) |
| Had a player complete 30 passes | 31 by Desmond Ridder at South Florida (11/12/21) |
| Had a player complete 35 passes | 35 by Deontey Kenner @ Southern Miss (10/23/99) |
| Had a player complete 10 straight passes | 10 by Emory Jones vs. ECU (09/03/23) |
| Had a player complete 12 straight passes | 12 by Ben Bryant vs. Miami (OH) (09/17/22) |
| Had a player complete 10 straight passes to open game | 10 by Emory Jones vs. ECU (09/03/23)) |
| Had a player complete 12 straight passes to open game | 12 by Ben Bryant vs. Miami (OH) (09/17/22) |
| Had a player throw 30 passes | 37 by Emory Jones at BYU (09/29/23) |
| Had a player throw 35 passes | 37 by Emory Jones at BYU (09/29/23) |
| Had a player throw 40 passes | 45 by Ben Bryant at UCF (10/29/22) |
| Had a player throw 45 passes | 45 by Ben Bryant at UCF (10/29/22) |
| Had a player throw 50 passes | 50 by Desmond Ridder @ SMU (10/27/18) |

INDIVIDUAL RECEIVING

| | |
|---|---|
| Had a player with 10 or more receptions in a game | 12 by Xzavier Henderson vs. Miami (Ohio) (09/16/23) |
| Had a player with 11 or more receptions in a game | 12 by Xzavier Henderson vs. Miami (Ohio) (09/16/23) |
| Had a player with 12 or more receptions in a game | 12 by Xzavier Henderson vs. Miami (Ohio) (09/16/23) |
| Had a player with 13 or more receptions in a game | 15 by Shaq Washington @ ECU (11/28/15) |
| Had a player with 14 or more receptions in a game | 15 by Shaq Washington @ ECU (11/28/15) |
| Had a player with 15 or more receptions in a game | 15 by Shaq Washington @ ECU (11/28/15) |
| Had a player receive 100 or more yards | Xzavier Henderson (140) vs. Miami (Ohio) (09/16/23) |
| Had a player receive 150 or more yards | Tyler Scott (185) vs. Indiana (09/24/22) |
| Had a player receive 200 or more yards | 203 by Kahlil Lewis vs. ECU (11/23/18) |
| Had a player receive 250 or more yards | 254 by Tom Rossley vs. Louisville (11/09/68) |
| Had a player receive for 2 or more TDs | 2 by Chamon Metayer at BYU (09/29/23) |
| Had a player receive for 3 or more TDs | 3 by Tyler Scott vs. Indiana (09/24/22) |

GAMES AGAINST RANKED TEAMS

| | |
|---|---|
| Beat a top 25 team | No. 16 Houston, 35-20 (12/04/21) |
| Beat a top 10 team | @ No. 9 Notre Dame, 24-13 (10/02/21) |
| Beat a ranked opponent @ home | No. 16 Houston, 35-20 (12/04/21) |
| Beat a ranked opponent on the road | @ No. 9 Notre Dame, 24-13 (10/02/21) |
| Beat a ranked opponent @ a neutral site | vs. No. 25 vs. Virginia Tech (FedEx Field/09/29/12) |
| Beat back-to-back ranked opponents | 10/30/08-11/08/08 #24 USF & @ #20 West Virginia |
| Lost to a ranked opponent @ home | No. 16 Oklahoma, 6-20 (09/23/23) |

RETURNS/SPECIAL TEAMS/DEFENSE

| | |
|--|---|
| Returned a KO for a TD | Jadon Thompson, 100 yards vs. ECU (11/11/22) |
| Returned a Punt for a TD | Mardy Gilyard, 53 yards (9/12/09 vs. SEMO) |
| Had Two Interceptions | 2 by Coby Bryant vs. USF (10/03/20) |
| Had Three Interceptions | 3 by Mike Tyson @ Purdue (09/10/16) |
| Recorded a Safety | @ UCLA (09/01/18) |
| Returned an INT for a TD | Deshawn Pace, 18 yards at Tulsa (10/01/22) |
| Returned 2 INTs for TDs | D. Battle-30 yards & C. Cheatham-53 yards vs. Akron (9/17/11) |
| Recovered a fumble in endzone for a TD | Josiah Deguara @ Marshall (09/28/19) |
| Returned a fumble for a TD | Dominique Perry, 14 yards vs. Indiana (09/24/22) |
| Executed a successful onside kick | Kick by Miliano/Recovered by Morrison @ Rutgers (11/16/13) |
| Blocked a FG | Jowon Briggs on 25-yard attempt vs. Navy (11/05/22) |
| Blocked a PAT | Lorenz Metz vs. Temple (11/23/19 - fourth quarter) |
| Returned a blocked PAT for 2 points | Coby Bryant, 98 yards vs. Temple (11/23/19) |
| Blocked a punt | Ryan Royer at East Carolina (11/26/21) |

SINGLE-GAME TEAM OFFENSE

| | |
|----------------------------|--|
| Most Points | 124 vs. Transylvania (1912) |
| Most Touchdowns | 14 vs. Transylvania (1912) |
| Most Rushing Attempts | 83 vs. Louisiana-Monroe (1977) |
| Most Rushing Yards | 464 vs. Case-Western Reserve (1953) |
| | 464 vs. Virginia Military Institute (1953) |
| Most Rushing Touchdowns | 14 vs. Transylvania (1912) |
| Most Passing Attempts | 64 at Memphis (2015) |
| Most Passes Completed | 38 at Memphis (2015) |
| Most Passing Yards | 620 at Memphis (2015) |
| Most Interceptions Thrown | 6 vs. Xavier (1972) |
| Most Touchdown Passes | 6 vs. Toledo (2014); vs. Illinois (2009) |
| Most Offensive Plays | 100 at Memphis (2015) |
| Most Yards Total Offense | 752 at Memphis (2015) |
| Most First Downs | 38 at Memphis (2015); 38 vs. Austin Peay (2018) |
| Most Fumbles | 15 vs. Louisville (1970) |
| Most Fumbles Lost | 7 vs. Virginia Military Institute (1951) |
| Most Turnovers | 9 vs. Xavier (1955) |
| | 9 vs. Hardin-Simmons (1955) |
| | 9 vs. Virginia Military Institute (1951) |
| Most Penalties | 18 vs. Kansas State (1951) |
| Most Penalty Yards | 176 vs. Louisville (1968) |
| Most Punts | 13 vs. Pittsburgh (1981) |
| | 13 vs. Mississippi State (1948) |
| Most Punting Yards | 510 vs. Louisville (1996) |
| Most Punt Return Yards | 177 vs. Ohio (1949) |
| Most Kickoff Return Yards | 295 vs. Memphis (1971) |
| Fewest Rushing Attempts | 15 vs. Illinois (2009) |
| Fewest Rushing Yards | -23 vs. Rutgers (2005) |
| Fewest Passes Completed | 0 vs. Dayton (1970) |
| Fewest Passing Yards | 0 vs. Dayton (1970) |
| Fewest Yards Total Offense | 46 vs. North Texas State (1959) |
| Fewest First Downs | 3 vs. West Virginia (1989) |
| Fewest Penalties | 1 five times |
| | vs. Rutgers (1994), vs. Louisville (1966), vs. Memphis (1966), vs. Army (1963), vs. Hawai'i (1954) |
| Fewest Yards Penalized | 4 vs. Memphis (1966) |
| Fewest Punts | 0 vs. Miami (OH) (2008) |
| | 0 vs. Memphis (1998) |
| | 0 vs. Miami (OH) (1954) |

SINGLE-GAME TEAM DEFENSE

| | |
|------------------------------------|--|
| Fewest Rushing Attempts Allowed | 17 vs. Dayton (1961) |
| Fewest Rushing Yards Allowed | -46 vs. Kansas (1997) |
| Fewest Passing Attempts | 1 vs. Boston College (1964) |
| Fewest Pass Completions Allowed | 0 six times |
| | vs. Louisville (1974), vs. Ohio (1973), vs. Boston College (1964), vs. Indiana (1963), vs. Ohio (1949) |
| Fewest Passing Yards Allowed | -1 vs. Xavier (1971) |
| Fewest Yards Total Offense Allowed | 18 vs. Louisiana-Lafayette (1973) |
| Most Points Allowed | 81 vs. Penn State (1991) |
| Most Rushing Attempts Allowed | 86 vs. West Virginia (1969) |
| Most Rushing Yards Allowed | 539 vs. Northern Illinois (1989) |
| Most Passing Attempts Allowed | 67 vs. Louisville (1997) |
| Most Pass Completions Allowed | 37 vs. East Carolina (1997) |
| Most Passing Yards Allowed | 482 vs. Florida (2010) |
| Most Yards Total Defense Allowed | 742 vs. Louisville (1998) |
| Most Passes Intercepted | 7 vs. Kansas State (1951) |
| Most Interception Return Yards | 162 vs. Dayton (1956) |
| Most Turnovers Forced | 8 vs. Rice (1974) |

SINGLE-GAME INDIVIDUAL OFFENSE

| | |
|---|--|
| Rushing Attempts | 45 by Steve Cowan vs. Ohio (1970) |
| Rushing Yards | 306 by Bob Hynes vs. Case Western Reserve (1923) |
| Yards Per Rush | 29.5 by Mike Boone at Miami (OH) (4 carries, 118 yards) (2015) |
| Rushing Touchdowns | 6 by Ike Stewart vs. Transylvania (1912) |
| | 6 by Bob Heuck vs. Transylvania (1912) |
| Passing Attempts | 59 by Deontey Kenner vs. Southern Miss (1999) |
| Passing Completions | 35 by Deontey Kenner vs. Southern Miss (1999) |
| | 35 by Greg Cook vs. Ohio (1968) |
| Passing Yards | 557 by Hayden Moore at Memphis (2015) |
| Passing Touchdowns | 6 by Gunner Kiel (2014); by Tony Pike vs. Illinois (2009) |
| Interceptions Thrown | 6 by Mike Shoemaker vs. Xavier (1972) |
| Receptions | 15 by Shaq Washington at East Carolina (2015) |
| Receiving Yards | 254 by Tom Rossley vs. Louisville (1968) |
| Yards Per Reception | 73.7 by Chris Moore at Ohio State (3 receptions, 221 yards) (2014) |
| Receiving Touchdowns | 3 by nine players, last by Tyler Scott vs Indiana (2022) |
| All-Purpose Yards (Rsh., Rec. and Ret.) | 381 by Mardy Gilyard at Pittsburgh (2009) |
| Total Yards | 564 by Hayden Moore at Memphis (2015) |
| Total Points | 51 by Ike Stewart vs. Transylvania (1912) |
| Touchdowns | 8 by Ike Stewart vs. Transylvania (1912) |
| Extra Points Made | 12 by Alonzo Weiss vs. Transylvania (1912) |
| Field Goals Made | 5 by Ryan Coe at SMU (2022) |
| Punts | 13 by Phil Peckich at Pittsburgh (1981) |
| Punting Yards | 510 by Steve Smith at Louisville (1996) |
| Punting Average | 65.0 by Mason Fletcher at SMU (3 punts) (2022) |
| Kickoff Returns | 8 by Mardy Gilyard at Pittsburgh (2009) |
| | 8 by LaDaris Vann vs. East Carolina (1999) |
| Kickoff Return Yards | 256 by Mardy Gilyard at Pittsburgh (2009) |
| Kickoff Returns For Touchdowns | 1 by 20 players |
| | last by Mardy Gilyard at Pittsburgh (2009) |
| Punt Returns | 7 by Mike Daniels vs. Western Carolina (2005) |
| | 7 by Tinker Keck vs. Kansas (1997) |
| | 7 by Charley Bland vs. Villanova (1973) |
| Punt Return Yards | 161 by Gene Gibson vs. Ohio (1949) |
| Punt Return Touchdowns | 2 by Tinker Keck vs. Louisville (1997) |
| | 2 by Gene Gibson vs. Ohio (1949) |

SINGLE-GAME INDIVIDUAL DEFENSE

| | |
|-------------------------------------|---|
| Total Tackles | 19 by Greg Blair at Louisville (10/26/12) * |
| | Frank Callicott vs. UAB (11/30/02) * |
| | Jeff Luc vs. Miami (Ohio) (9/20/14) * |
| Tackles For A Loss | 5.5 by Brandon Mills vs. Rutgers (11/20/10) * |
| Sacks | 4.0 by Alex Daniels at Miami (Ohio) (10/3/09) * |
| | Antwan Peek vs. Louisiana-Monroe (12/1/01) * |
| Forced Fumbles | 3 by Antwan Peek vs. Louisiana Monroe (12/1/01) * |
| Fumble Recoveries | 2 by Willis Edwards vs. Memphis (10/26/02) * |
| | Ivan Fields at Memphis (11/11/00) * |
| | Jeff Luc vs. USF (10/14/14) * |
| | Wes Richardson at NC State (9/16/10) * |
| Pass Break Ups | 4 by Justin Harris at Pittsburgh (09/09/23) * |
| | Linden Stephens at Miami (Ohio) (9/16/17)) * |
| | Mike Mickens vs. Rutgers (11/18/06) * |
| | Zach Norton vs. Louisville (10/27/01) * |
| Interceptions | 4 by Bob Hynes vs. Ohio Northern (1923) |
| Interception Return Yards | 123 by Shawn Ferguson vs. Memphis (1998) |
| Interception Returns for Touchdowns | 2 by Shawn Ferguson vs. Memphis (1998) |
| Blocked Kicks | 2 by Connor Barwin at Marshall (10/3/08) * |
| | Antwan Peek vs. Miami (10/28/00) * |

* - Since 2000

GAME-BY-GAME RECAPS

vs. EKU
SEPTEMBER 2, 2023
CINCINNATI, OHIO



| | 1 | 2 | 3 | 4 | F |
|------------------|----|----|----|----|----|
| Eastern Kentucky | 0 | 7 | 3 | 3 | 13 |
| Cincinnati | 21 | 21 | 10 | 14 | 66 |

SCORING PLAYS

| | | | |
|-----|-------|-----|--|
| 1st | 11:45 | CIN | Henderson, Xzavier 49 yd pass from Jones, Emory (Brown, Carter kick) 7-71, 03:09, EKU 0 - CIN 7 |
| 1st | 06:52 | CIN | Wiggins, Dee 39 yd pass from Jones, Emory (Brown, Carter kick) 5-87, 02:07, EKU 0 - CIN 14 |
| 1st | 01:41 | CIN | Jones, Emory 1 yd run (Brown, Carter kick) 9-80, 03:46, EKU 0 - CIN 21 |
| 2nd | 11:47 | CIN | Singletary, Payten 1 yd pass from Jones, Emory (Brown, Carter kick) 4-77, 01:23, EKU 0 - CIN 28 |
| 2nd | 07:17 | CIN | Jones, Emory 12 yd run (Brown, Carter kick) 8-65, 03:04, EKU 0 - CIN 35 |
| 2nd | 05:08 | EKU | Brown, Hunter 17 yd pass from McKinney, Parker (Nations, Patrick kick) 4-74, 02:03, EKU 7 - CIN 35 |
| 2nd | 00:49 | CIN | Smith, Braden 48 yd pass from Jones, Emory (Brown, Carter kick) 10-84, 04:14, EKU 7 - CIN 42 |
| 3rd | 13:21 | CIN | Brown, Carter 46 yd field goal 4-(- 9), 01:27, EKU 7 - CIN 45 |
| 3rd | 08:12 | EKU | Nations, Patrick 42 yd field goal 4-(- 7), 01:44, EKU 10 - CIN 45 |
| 3rd | 02:42 | CIN | Turner, Aaron 6 yd pass from Jones, Emory (Brown, Carter kick) 11-75, 05:30, EKU 10 - CIN 52 |
| 4th | 13:39 | CIN | Lichtenberg, Brady 4 yd run (Brown, Carter kick) 6-37, 02:39, EKU 10 - CIN 59 |
| 4th | 06:30 | EKU | Nations, Patrick 43 yd field goal 13-49, 07:09, EKU 13 - CIN 59 |
| 4th | 04:37 | CIN | Jackson Jr., Barry 65 yd pass from Lichtenberg, Brady (Brown, Carter kick) 4-75, 01:53, EKU 13 - CIN 66 |

| | CIN | EKU |
|----------------------------------|----------|---------|
| FIRST DOWNS | 30 | 15 |
| RUSHES-YARDS (NET) | 44-229 | 32-125 |
| PASSING YDS (NET) | 438 | 177 |
| Passes Att-Comp-Int | 23-27-0 | 13-25-2 |
| TOTAL OFFENSE PLAYS-YARDS | 71-667 | 57-302 |
| Fumble Returns-Yards | 0-0 | 0-0 |
| Punt Returns-Yards | 4-34 | 0-0 |
| Kickoff Returns-Yards | 2-42 | 6-118 |
| Interception Returns-Yards | 2-6 | 0-0 |
| Punts (Number-Avg) | 4-47 | 1-45 |
| Fumbles-Lost | 3-1 | 3-1 |
| Penalties-Yards | 7-55 | 7-42 |
| Possession Time | 31:46 | 28:14 |
| Third-Down Conversions | 10 of 14 | 3 of 11 |
| Fourth-Down Conversions | 2 of 2 | 0 of 1 |
| Red-Zone Scores-Chances | 6-6 | 2-2 |
| Sacks By: Number-Yards | 3-19 | 2-10 |

RUSHING: Cincinnati- KINER, Corey 13-105; MONTGOMERY, Myles 7-43; TURNER, Aaron 3-31; JONES, Emory 9-26; MONTGOMERY, Ryan 4-11; WRIGHT, Ethan 4-6; LICHTENBERG, Brady 1-4; DROGOSH, Brady 3-3
EKU- CARTER, Joshua 7-68; HERGOTT, Cameron 6-40; LATHAM, Brayden 7-21; SLOAN, Braedon 4-12; MAGLOIRE, Kyeandre 3(-1); MCKINNEY, Parker 5(-15)

PASSING: Cincinnati- JONES, Emory 19-23-0-345; LICHTENBERG, Brady 4-4-0-93.
EKU- MCKINNEY, Parker 13-24-2-177; HERGOTT, Cameron 0-1-0-0

RECEIVING: Cincinnati- HENDERSON, Xzavier 7-149; SMITH, Braden 4-72; JACKSON JR., Barry 1-65; WIGGINS, Dee 1-39; SCOTT, Chris 1-32; PRATER, Evan 3-31; MONTGOMERY, Ryan 1-25; TURNER, Aaron 3-14; WRIGHT, Ethan 1-10; SINGLETARY, Payten 1-1
EKU- SMITH, Jaden 5-81; BURBAGE, Jalen 2-30; BROWN, Hunter 2-20; MANNAN, Mena 1-16; MAGLOIRE, Kyeandre 1-13; SLOAN, Braedon 1-9; HENSLEY, Jackson 1-8

at Pittsburgh
SEPTEMBER 9, 2023
PITTSBURGH, PA.



| | 1 | 2 | 3 | 4 | F |
|------------|----|----|---|----|----|
| Cincinnati | 10 | 10 | 7 | 0 | 27 |
| Pittsburgh | 7 | 0 | 0 | 14 | 21 |

SCORING PLAYS

| | | | |
|-----|-------|------|---|
| 1st | 13:06 | CIN | Singletary 12 yd pass from Jones (Brown kick) 4-64, 01:24, CIN 7 - PITT 0 |
| 1st | 8:57 | CIN | Brown 22 yd field goal 5-74, 2:20, CIN 10 - PITT 0 |
| 1st | 4:17 | PITT | Mumpfield 5 yd pass from Jurkovec (Sauls kick) 10-75, 4:40, CIN 10 - PITT 7 |
| 2nd | 13:20 | CIN | Kiner 7 yd rush (Brown kick) 7-76, 3:07, CIN 17 - PITT 7 |
| 2nd | 0:05 | CIN | Brown 47 yd field goal 17-69, 8:11, CIN 20 - PITT 7 |
| 3rd | 9:17 | CIN | Smith 21 yd pass from Jones (Brown kick) 4-36, 1:44, CIN 27 - PITT 7 |
| 4th | 14:48 | PITT | Mumpfield 9 yd pass from Jurkovec (Sauls kick) 7-48, 2:06, CIN 27 - PITT 14 |
| 4th | 11:53 | PITT | Bartholomew 16 yd pass from Jurkovec (Sauls kick) 4-86, 0:45, CIN 27 - PITT 21 |

| | CIN | PITT |
|----------------------------------|---------|---------|
| FIRST DOWNS | 20 | 18 |
| RUSHES-YARDS (NET) | 42-216 | 29-83 |
| PASSING YDS (NET) | 155 | 179 |
| Passes Att-Comp-Int | 19-27-1 | 10-32-0 |
| TOTAL OFFENSE PLAYS-YARDS | 69-371 | 61-262 |
| Fumble Returns-Yards | 0-0 | 0-0 |
| Punt Returns-Yards | 2-5 | 2-8 |
| Kickoff Returns-Yards | 1-15 | 2-28 |
| Interception Returns-Yards | 0-0 | 1-2 |
| Punts (Number-Avg) | 5-198 | 5-237 |
| Fumbles-Lost | 0-0 | 2-1 |
| Penalties-Yards | 7-90 | 5-35 |
| Possession Time | 26:32 | 25:17 |
| Third-Down Conversions | 6 of 16 | 5 of 14 |
| Fourth-Down Conversions | 2 of 2 | 2 of 3 |
| Red-Zone Scores-Chances | 3-3 | 3-3 |
| Sacks By: Number-Yards | 5-38 | 2-7 |

RUSHING: Cincinnati- KINER, Corey 20-153; TURNER, Aaron 2-22; JONES, Emory 11-17; WIGGINS, Dee 1-13; MONTGOMERY, Myles 3-13; MONTGOMERY, Ryan 3-6.
Pittsburgh- FLEMMISTER, C'Bo 6-38; CARTER, Daniel 6-25; HAMMOND JR., Rodney 6-21; JURKOVEC, Phil 10-38.

PASSING: Cincinnati- JONES, Emory 18-26-1-125; SMITH, Braden 1-1-0-30.
Pittsburgh- JURKOVEC, Phil 10-32-0-179.

RECEIVING: Cincinnati- SMITH, Braden 5-59; SINGLETARY 4-24; WIGGINS, Dee 3-52; METAYER, Chamon 2-7; KINER, Corey 2-2; HENDERSON, Xzavier 1-10; TURNER, Aaron 1-1; MONTGOMERY, Ryan 1-0.
Pittsburgh- MUMPFIELD, Konata 4-53; BARTHOLOMEW, Gavin 3-80; REYNOLDS, Daejon 2-36; JOHNSON, Karter 1-10.

vs. Miami (OH)
SEPTEMBER 16, 2023
CINCINNATI, OHIO



| | 1 | 2 | 3 | 4 | OT | F |
|------------|----|---|---|---|----|----|
| Miami (OH) | 7 | 7 | 7 | 3 | 7 | 31 |
| Cincinnati | 10 | 3 | 3 | 8 | 0 | 24 |

SCORING PLAYS

| | | | |
|-----|-------|-----|--|
| 1st | 14:45 | MIA | Larvadain 79 yd pass from Gabbert (Nicholson kick) 1-79, 00:11, MIA 7 - CIN 0 |
| 1st | 11:47 | CIN | Kiner 4 yd rush (Brown kick) 6-75, 2:58, MIA 7 - CIN 7 |
| 1st | 1:40 | CIN | Brown 23 yd field goal 11-72, 4:48, MIA 7 - CIN 10 |
| 2nd | 9:22 | MIA | Larvadain 17 yd pass from Gabbert (Nicholson kick) 12-69, 7:12, MIA 14 - CIN 10 |
| 2nd | 1:52 | CIN | Brown 23 yd field goal 16-79, 7:23, MIA 14 - CIN 13 |
| 3rd | 7:23 | CIN | Brown 23 yd field goal 11-62, 4:21, MIA 14 - CIN 16 |
| 3rd | 3:01 | MIA | Davis 1 yd run (Nicholson kick) 9-75, 4:22, MIA 21 - CIN 16 |
| 4th | 13:52 | CIN | Jones 17 yd run (Metayer pass) 11-75, 4:09, MIA 21 - CIN 24 |
| 4th | 5:10 | MIA | Nicholson 20 yd field goal 7-88, 3:09, MIA 24 - CIN 24 |
| OT | 0:00 | MIA | Wilkins Jr. 8 yd pass from Gabbert (Nicholson kick) 2-25, 0:00, MIA 31 - CIN 24 |

| | CIN | MIA |
|----------------------------------|---------|---------|
| FIRST DOWNS | 30 | 16 |
| RUSHES-YARDS (NET) | 57-273 | 29-121 |
| PASSING YDS (NET) | 265 | 237 |
| Passes Att-Comp-Int | 18-34-2 | 12-20-1 |
| TOTAL OFFENSE PLAYS-YARDS | 91-538 | 49-358 |
| Fumble Returns-Yards | 0-0 | 0-0 |
| Punt Returns-Yards | 2-0 | 0-0 |
| Kickoff Returns-Yards | 2-31 | 3-48 |
| Interception Returns-Yards | 1-33 | 2-25 |
| Punts (Number-Avg) | 2-88 | 4-208 |
| Fumbles-Lost | 1-0 | 1-1 |
| Penalties-Yards | 10-78 | 7-42 |
| Possession Time | 36:18 | 23:42 |
| Third-Down Conversions | 8 of 17 | 4 of 10 |
| Fourth-Down Conversions | 1 of 3 | 1 of 1 |
| Red-Zone Scores-Chances | 5-8 | 4-4 |
| Sacks By: Number-Yards | 2-12 | 2-9 |

RUSHING: Cincinnati- MONTGOMERY, Ryan 20-104; JONES, Emory 20-101; KINER, Corey 14-31; METAYER, Chamon 1-27; MONTGOMERY, Myles 1-8; PRATER, Evan 1-2.

Miami (OH)- GABBERT, Brett 9-75; AMOS, Rashad 8-18; LARVADAIN, Gage 4-13; TRACY, Kenny 3-10; MOZEE, Keyon 1-4; DAVIS, Kevin 2-3.

PASSING: Cincinnati- JONES, Emory 18-34-2-265.

Miami (OH)- GABBERT, Brett 12-20-1-237.

RECEIVING: Cincinnati- HENDERSON, Xzavier 12-140; WIGGINS, Dee 3-51; SMITH, Braden 1-37; SINGLETARY, Payten 1-32; PRATER, Evan 1-5
Miami (OH)- LARVADAIN, Gage 2-96; MARSHALL, Miles 3-54; TRACY, Javon 2-45; WILKINS JR., Joe 3-29; TRACY, Kenny 1-8; DAVIS, Kevin 1-5.

GAME-BY-GAME RECAPS

vs. Oklahoma
SEPTEMBER 23, 2023
CINCINNATI, OHIO



| | 1 | 2 | 3 | 4 | F |
|------------|---|---|---|---|----|
| Oklahoma | 7 | 3 | 7 | 3 | 20 |
| Cincinnati | 3 | 0 | 3 | 0 | 6 |

SCORING PLAYS

| | | | |
|-----|-------|-----|---|
| 1st | 7:39 | CIN | Brown, Carter 40 yd field goal |
| | | | 9-37, 03:45, OU 0 - CIN 3 |
| 1st | 00:34 | OU | Anderson, Nick 5 yd pass from Gabriel, Dillon (Schmit, Zach kick) |
| | | | 6-66, 01:47, OU 7 - CIN 3 |
| 2nd | 08:40 | OU | Schmit, Zach 34 yd field goal |
| | | | 12-72, 04:51, OU 10 - CIN 3 |
| 3rd | 08:22 | CIN | Brown, Carter 54 yd field goal |
| | | | 12-49, 04:32, OU 10 - CIN 6 |
| 3rd | 05:23 | OU | Gabriel, Dillon 1 yd rush (Schmit, Zach kick) |
| | | | 9-75, 02:59, OU 17 - CIN 6 |
| 4th | 10:59 | OU | Schmit, Zach 30 yd field goal |
| | | | 9-67, 04:33, OU 20 - CIN 6 |

| | CIN | OU |
|----------------------------------|---------|---------|
| FIRST DOWNS | 21 | 21 |
| RUSHES-YARDS (NET) | 37-141 | 34-103 |
| PASSING YDS (NET) | 235 | 322 |
| Passes Att-Comp-Int..... | 22-42-2 | 26-38-0 |
| TOTAL OFFENSE PLAYS-YARDS | 79-376 | 72-425 |
| Fumble Returns-Yards..... | 0-0 | 0-0 |
| Punt Returns-Yards | 2-2 | 1-7 |
| Kickoff Returns-Yards..... | 0-0 | 1-9 |
| Interception Returns-Yards | 0-0 | 2-0 |
| Punts (Number-Avg) | 4-193 | 6-232 |
| Fumbles-Lost..... | 0-0 | 3-1 |
| Penalties-Yards..... | 2-20 | 8-53 |
| Possession Time..... | 32:25 | 27:35 |
| Third-Down Conversions..... | 3 of 15 | 6 of 16 |
| Fourth-Down Conversions | 1 of 4 | 1 of 1 |
| Red-Zone Scores-Chances..... | 0-2 | 4-5 |
| Sacks By: Number-Yards..... | 2-14 | 2-14 |

RUSHING: Cincinnati- JONES, Emory 15-42; KINER, Corey 10-39; MONTGOMERY, Myles 6-37; MONTGOMERY, Ryan 3-14; WRIGHT, Ethan 2-9.
OU- MAJOR, Marcus 15-63; GABRIEL, Dillon 11-23; WALKER, Tawee 5-15; FAROOQ, Jalil 2-3.

PASSING: Cincinnati- JONES, Emory 22-41-2-235; SMITH, Braden 0-1-1-0.
OU- GABRIEL, Dillon 26-38-0-322;

RECEIVING: Cincinnati- METAYER, Chamon 3-50; WIGGINS, Dee 6-45; HENDERSON, Xzavier 3-41; KINER, Corey 3-37; SMITH, Braden 3-30; PRATER, Evan 2-24; TURNER, Aaron 1-11; MONTGOMERY, Myles 1-(-3)

OU- ANTHONY, Andrel 7-117; STOOPS, Drake 6-45; FAROOQ, Jalil 2-45; ANDERSON, Nic 3-35; WALKER, Tawee 2-27; MAJOR, Marcus 2-18; FREEMAN, Gavin 2-9; GIBSON, Jayden 1-21; STOGNER, Austin 1-5.

at BYU
September 29, 2023
PROVO, UTAH



| | 1 | 2 | 3 | 4 | F |
|------------|---|----|----|---|----|
| Cincinnati | 0 | 10 | 10 | 7 | 27 |
| BYU | 7 | 7 | 14 | 7 | 35 |

SCORING PLAYS

| | | | |
|-----|-------|-----|--|
| 1st | 8:28 | BYU | Robinson, Jakob 42 yd interception (Ferrin, Will kick) |
| | | | CIN 0 - BYU 7 |
| 2nd | 10:59 | CIN | Metayer, Chamon 27 yd pass from Jones, Emory (Brown, Carter kick) |
| | | | 17-90, 06:49, CIN 7 - BYU 7 |
| 2nd | 00:44 | CIN | Brown, Carter 33 yd field goal |
| | | | 9-42, 02:49, CIN 10 - BYU 7 |
| 2nd | 00:06 | BYU | Lassiter, Darius 22 yd pass from Slovis, Kedon (Ferrin, Will kick) |
| | | | 3-82, 00:30, CIN 10 - BYU 14 |
| 3rd | 11:38 | BYU | Martin, LJ 29 yd run (Ferrin, Will kick) |
| | | | 5-73, 02:02, CIN 10 - BYU 21 |
| 3rd | 05:24 | CIN | Brown, Carter 22 yd field goal |
| | | | 14-71, 06:14, CIN 13 - BYU 21 |
| 3rd | 02:53 | BYU | Roberts, Chase 59 yd pass from Slovis, Kedon (Ferrin, Will kick) |
| | | | 4-75, 02:31, CIN 13 - BYU 28 |
| 3rd | 00:59 | CIN | Metayer, Chamon 23 yd pass from Jones, Emory (Brown, Carter kick) |
| | | | 5-75, 01:54, CIN 20 - BYU 28 |
| 4th | 12:41 | BYU | Martin, LJ 1 yd run (Ferrin, Will kick) |
| | | | 5-15, 02:19, CIN 20 - BYU 35 |
| 4th | 00:26 | CIN | Smith, Braden 31 yd pass from Jones, Emory (Brown, Carter kick) |
| | | | 8-80, 01:10, CIN 27 - BYU 35 |

| | CIN | BYU |
|----------------------------------|---------|---------|
| FIRST DOWNS | 26 | 17 |
| RUSHES-YARDS (NET) | 47-242 | 28-70 |
| PASSING YDS (NET) | 256 | 225 |
| Passes Att-Comp-Int..... | 23-37-1 | 14-25-0 |
| TOTAL OFFENSE PLAYS-YARDS | 84-498 | 53-295 |
| Fumble Returns-Yards..... | 0-0 | 0-0 |
| Punt Returns-Yards | 2-2 | 1-(-1) |
| Kickoff Returns-Yards..... | 0-0 | 2-18 |
| Interception Returns-Yards | 0-0-0 | 1-42-1 |
| Punts (Number-Avg) | 3-125 | 6-306 |
| Fumbles-Lost..... | 1-1 | 2-0 |
| Penalties-Yards..... | 7-63 | 4-25 |
| Possession Time..... | 35:01 | 24:59 |
| Third-Down Conversions..... | 9 of 18 | 4 of 11 |
| Fourth-Down Conversions | 1 of 3 | 0 of 0 |
| Red-Zone Scores-Chances..... | 2-2 | 1-2 |
| Sacks By: Number-Yards..... | 0-0 | 1-10 |

RUSHING: Cincinnati- JONES, Emory 14-94; KINER, Corey 19-77; MONTGOMERY, Myles 12-61; TURNER, Aaron 1-6; WRIGHT, Ethan 1-4.
BYU- MARTIN, LJ 16-66; DAVIS, Miles 4-17; SLOVIS, Kedon 2-4; SMITH, Deion 2-1; ROBERTS, Chase 1-1; MARION, Keelan 1-0.

PASSING: Cincinnati- JONES, Emory 23-37-1-256. BYU- SLOVIS, Kedon 13-24-0-223; MARTIN, LJ 1-1-0-2.

RECEIVING: Cincinnati- HENDERSON, Xzavier 7-74; SMITH, Braden 4-72; METAYER, Chamon 3-59; KINER, Corey 3-12; PRATER, Evan 2-11; MONTGOMERY, Myles 2-5; TURNER, Aaron 1-17; WIGGINS, Dee 1-6.

BYU- ROBERTS, Chase 6-131; HILL, Keanu 3-41; LASSITER, Darius 1-22; REX, Issac 1-14; MARION, Keelan 1-13; MARTIN, LJ 1-2; SLOVIS, Kedon 1-2.

vs. Iowa State
October 14, 2023
CINCINNATI, OHIO



| | 1 | 2 | 3 | 4 | F |
|------------|---|----|---|---|----|
| Iowa State | 3 | 14 | 6 | 7 | 30 |
| Cincinnati | 7 | 0 | 3 | 0 | 10 |

SCORING PLAYS

| | | | |
|-----|-------|-----|--|
| 1st | 05:31 | ISU | Contreras, Chase 30 yd field goal |
| | | | 6-23, 02:12, ISU 3 - CIN 0 |
| 1st | 00:42 | CIN | Metayer, Chamon 20 yd pass from Jones, Emory (Brown, Carter kick) |
| | | | 10-75, 04:49, ISU 3 - CIN 7 |
| 2nd | 07:48 | ISU | Becht, Rocco 2 yd rush (Contreras, Chase kick) |
| | | | 15-59, 07:45, ISU 10 - CIN 7 |
| 2nd | 03:43 | ISU | Brahmer, Benjamin 14 yd pass from Becht, Rocco (Contreras, Chase kick) |
| | | | 5-81, 01:39, ISU 17 - CIN 7 |
| 3rd | 10:45 | ISU | Contreras, Chase 34 yd field goal |
| | | | 7-12, 04:03, ISU 20 - CIN 7 |
| 3rd | 04:03 | CIN | Brown, Carter 36 yd field goal |
| | | | 14-56, 06:42, ISU 20 - CIN 10 |
| 3rd | 01:10 | ISU | Contreras, Chase 30 yd field goal |
| | | | 6-45, 02:53, ISU 23 - CIN 10 |
| 4th | 10:00 | ISU | Klotz, Stevo 13 yd pass from Becht, Rocco (Contreras, Chase kick) |
| | | | 7-69, 04:05, ISU 30 - CIN 10 |

| | CIN | ISU |
|----------------------------------|---------|---------|
| FIRST DOWNS | 15 | 17 |
| RUSHES-YARDS (NET) | 33-115 | 38-123 |
| PASSING YDS (NET) | 99 | 241 |
| Passes Att-Comp-Int..... | 15-29-2 | 15-25-0 |
| TOTAL OFFENSE PLAYS-YARDS | 62-214 | 63-364 |
| Fumble Returns-Yards..... | 0-0 | 0-0 |
| Punt Returns-Yards | 0-0 | 3-3 |
| Kickoff Returns-Yards..... | 2-38 | 2-110 |
| Interception Returns-Yards | 0-0-0 | 2-0-0 |
| Punts (Number-Avg) | 5-234 | 3-126 |
| Fumbles-Lost..... | 1-0 | 0-0 |
| Penalties-Yards..... | 6-49 | 5-55 |
| Possession Time..... | 26:20 | 33:40 |
| Third-Down Conversions..... | 3 of 13 | 5 of 15 |
| Fourth-Down Conversions | 1 of 3 | 3 of 3 |
| Red-Zone Scores-Chances..... | 2-2 | 6-6 |
| Sacks By: Number-Yards..... | 2-8 | 2-10 |

RUSHING: Cincinnati- JONES, Emory 15-72; KINER, Corey 11-29; MONTGOMERY, Myles 4-8; TURNER, Aaron 2-3; LICHTENBURG, Brady 1-3.
ISU- SANDERS, Eli 16-52; NORTON, Cartevious 6-28; HANSEN, Carson 5-25; BECHT, Rocco 10-12; CONTRERAZ, Chase 1-6.

PASSING: Cincinnati- JONES, Emory 14-26-2-96; LICHTENBURG, Brady 1-3-0-3. ISU- BECHT, Rocco 15-25-0-241.

RECEIVING: Cincinnati- METAYER, Chamon 4-43; SMITH, Braden 5-37; WIGGINS, Dee 1-11; TURNER, Aaron 1-4; MONTGOMERY, Myles 2-3; KINER, Corey 2-1.

ISU- HIGGINS, Jayden 6-172; NOEL, Jaylin 3-24; BRAHMER, Benjamin 2-23; KLOTZ, Stevo 2-16; MOORE, Tyler 2-6.

COMBINED STATISTICS

Rushing

| Player | gp | att | gain | loss | net | avg | td | lg | avg/g |
|-------------------|----------|------------|-------------|------------|-------------|------------|----------|-----------|--------------|
| Corey Kiner | 6 | 87 | 451 | 17 | 434 | 5.0 | 2 | 68 | 72.3 |
| Emory Jones | 6 | 84 | 418 | 66 | 352 | 4.2 | 3 | 20 | 58.7 |
| Myles Montgomery | 6 | 33 | 165 | 1 | 164 | 5.0 | 0 | 16 | 27.3 |
| Ryan Montgomery | 4 | 30 | 146 | 11 | 135 | 4.5 | 0 | 26 | 33.8 |
| Aaron Turner | 6 | 8 | 68 | 6 | 62 | 7.8 | 0 | 25 | 10.3 |
| Chamon Metayer | 6 | 1 | 27 | 0 | 27 | 27.0 | 0 | 27 | 4.5 |
| Ethan Wright | 4 | 7 | 19 | 0 | 19 | 2.7 | 0 | 9 | 4.8 |
| Dee Wiggins | 6 | 1 | 13 | 0 | 13 | 13.0 | 0 | 13 | 2.2 |
| Brady Lichtenberg | 2 | 2 | 7 | 0 | 7 | 3.5 | 1 | 4 | 3.5 |
| Brady Drogosh | 1 | 3 | 8 | 5 | 3 | 1.0 | 0 | 8 | 3.0 |
| Evan Prater | 6 | 1 | 2 | 0 | 2 | 2.0 | 0 | 2 | 0.3 |
| Braden Smith | 6 | 1 | 0 | 0 | 0 | 0.0 | 0 | 0 | 0.0 |
| Team | 6 | 2 | 0 | 2 | -2 | -1.0 | 0 | 0 | -0.3 |
| Total | 6 | 260 | 1324 | 108 | 1216 | 4.7 | 6 | 68 | 202.7 |
| Opponents | 6 | 190 | 789 | 164 | 625 | 3.3 | 5 | 38 | 104.2 |

Passing

| Player | gp | effic | comp-att-int | pct | yds | td | lg | avg/g |
|-------------------|----------|--------------|------------------|-------------|-------------|-----------|-----------|--------------|
| Emory Jones | 6 | 131.2 | 114-187-8 | 61.0 | 1322 | 11 | 49 | 220.3 |
| Brady Lichtenberg | 2 | 233.8 | 5-7-0 | 71.4 | 96 | 1 | 65 | 48.0 |
| Braden Smith | 6 | 176.0 | 1-2-0 | 50.0 | 30 | 0 | 30 | 5.0 |
| Total | 6 | 135.3 | 120-196-8 | 61.2 | 1448 | 12 | 65 | 241.3 |
| Opponents | 6 | 145.2 | 90-165-3 | 54.5 | 1381 | 12 | 79 | 230.2 |

Receiving

| Player | gp | no. | yds | avg | td | lg | avg/g |
|-------------------|----------|------------|-------------|-------------|-----------|-----------|--------------|
| Xzavier Henderson | 6 | 30 | 414 | 13.8 | 1 | 49 | 69.0 |
| Braden Smith | 6 | 22 | 307 | 14.0 | 3 | 48 | 51.2 |
| Dee Wiggins | 6 | 15 | 204 | 13.6 | 1 | 39 | 34.0 |
| Chamon Metayer | 6 | 12 | 159 | 13.3 | 3 | 35 | 26.5 |
| Corey Kiner | 6 | 10 | 52 | 5.2 | 0 | 16 | 8.7 |
| Evan Prater | 6 | 8 | 71 | 8.9 | 0 | 14 | 11.8 |
| Aaron Turner | 6 | 7 | 47 | 6.7 | 1 | 17 | 7.8 |
| Payten Singletary | 6 | 6 | 57 | 9.5 | 2 | 32 | 9.5 |
| Myles Montgomery | 6 | 5 | 5 | 1.0 | 0 | 4 | 0.8 |
| Ryan Montgomery | 4 | 2 | 25 | 12.5 | 0 | 25 | 6.3 |
| Ethan Wright | 4 | 1 | 10 | 10.0 | 0 | 10 | 2.5 |
| Chris Scott | 5 | 1 | 32 | 32.0 | 0 | 32 | 6.4 |
| Barry Jackson Jr. | 3 | 1 | 65 | 65.0 | 1 | 65 | 21.7 |
| Total | 6 | 120 | 1448 | 12.1 | 12 | 65 | 241.3 |
| Opponents | 6 | 90 | 1381 | 15.3 | 12 | 79 | 230.2 |

Punt Returns

| Player | no. | yds | avg | td | lg |
|------------------|-----------|-----------|------------|----------|-----------|
| Braden Smith | 11 | 31 | 2.8 | 0 | 12 |
| Ryan Montgomery | 1 | 12 | 12.0 | 0 | 12 |
| Total | 12 | 43 | 3.6 | 0 | 12 |
| Opponents | 7 | 17 | 2.4 | 0 | 11 |

Interceptions

| Player | no. | yds | avg | td | lg |
|------------------|----------|-----------|-------------|----------|-----------|
| Bryon Threats | 2 | 39 | 19.5 | 0 | 33 |
| Justin Harris | 1 | 0 | 0.0 | 0 | 0 |
| Total | 3 | 39 | 13.0 | 0 | 33 |
| Opponents | 8 | 69 | 8.6 | 1 | 42 |

Kick Returns

| Player | no. | yds | avg | td | lg |
|-------------------|-----------|------------|-------------|----------|-----------|
| Xzavier Henderson | 6 | 110 | 18.3 | 0 | 26 |
| D.J. Taylor | 1 | 16 | 16.0 | 0 | 16 |
| Total | 7 | 126 | 18.0 | 0 | 26 |
| Opponents | 16 | 331 | 20.7 | 0 | 72 |

Fumble Returns

| Player | no. | yds | avg | td | lg |
|------------------|----------|----------|------------|----------|----------|
| Taj Ward | 1 | 0 | 0.0 | 0 | 0 |
| Daniel Grzesiak | 1 | 0 | 0.0 | 0 | 0 |
| Deshawn Pace | 1 | 0 | 0.0 | 0 | 0 |
| Jack Dingle | 1 | 0 | 0.0 | 0 | 0 |
| Total | 4 | 0 | 0.0 | 0 | 0 |
| Opponents | 2 | 0 | 0.0 | 0 | 0 |

COMBINED STATISTICS

Scoring

| | | | PAT | | | | | | |
|-------------------|----|-------|-------|------|-----|------|-----|-----|-----|
| Player | td | fg | kick | rush | rcv | pass | dxp | saf | pts |
| Carter Brown | - | 11-13 | 17-17 | - | - | - | - | - | 50 |
| Chamon Metayer | 3 | - | - | - | 1 | - | - | - | 20 |
| Emory Jones | 3 | - | - | - | - | 1 | - | - | 18 |
| Braden Smith | 3 | - | - | - | - | - | - | - | 18 |
| Payten Singletary | 2 | - | - | - | - | - | - | - | 12 |
| Corey Kiner | 2 | - | - | - | - | - | - | - | 12 |
| Xzavier Henderson | 1 | - | - | - | - | - | - | - | 6 |
| Aaron Turner | 1 | - | - | - | - | - | - | - | 6 |
| Brady Lichtenberg | 1 | - | - | - | - | - | - | - | 6 |
| Dee Wiggins | 1 | - | - | - | - | - | - | - | 6 |
| Barry Jackson Jr. | 1 | - | - | - | - | - | - | - | 6 |
| Total | 18 | 11-13 | 17-17 | 0 | 1 | 1 | 0 | 0 | 160 |
| Opponents | 18 | 8-10 | 18-18 | 0 | 0 | 0 | 0 | 0 | 150 |

Field Goals

| Player | fg | pct. | 01-19 | 20-29 | 30-39 | 40-49 | 50-99 | lg | blk |
|------------------|-------------|-------------|------------|------------|------------|------------|------------|-----------|----------|
| Carter Brown | 11-13 | 84.6 | 0-0 | 5-6 | 2-3 | 3-3 | 1-1 | 54 | 1 |
| Opponents | 8-10 | 80.0 | 0-0 | 1-1 | 5-5 | 2-4 | 0-0 | 43 | 0 |

FG Sequence

| Team Name | Cincinnati | Opponents |
|-------------|-------------------|----------------|
| Eastern Ky. | (46) | (42),(43) |
| Pittsburgh | (22),(47) | 42 |
| Miami (OH) | (28),(23),(23),35 | (20) |
| Oklahoma | (40),26,(54) | (34),(30) |
| BYU | (33),(22) | 44 |
| Iowa St. | (36) | (30),(34),(30) |

Numbers in (parentheses) indicate field goal was made

Total Offense

| Player | g | plays | rush | pass | total | avg/g |
|-------------------|----------|------------|-------------|-------------|-------------|--------------|
| Emory Jones | 6 | 271 | 352 | 1322 | 1674 | 279.0 |
| Corey Kiner | 6 | 87 | 434 | 0 | 434 | 72.3 |
| Myles Montgomery | 6 | 33 | 164 | 0 | 164 | 27.3 |
| Ryan Montgomery | 4 | 30 | 135 | 0 | 135 | 33.8 |
| Brady Lichtenberg | 2 | 9 | 7 | 96 | 103 | 51.5 |
| Aaron Turner | 6 | 8 | 62 | 0 | 62 | 10.3 |
| Braden Smith | 6 | 3 | 0 | 30 | 30 | 5.0 |
| Chamon Metayer | 6 | 1 | 27 | 0 | 27 | 4.5 |
| Ethan Wright | 4 | 7 | 19 | 0 | 19 | 4.8 |
| Dee Wiggins | 6 | 1 | 13 | 0 | 13 | 2.2 |
| Brady Drogosh | 1 | 3 | 3 | 0 | 3 | 3.0 |
| Evan Prater | 6 | 1 | 2 | 0 | 2 | 0.3 |
| Team | 6 | 0 | -2 | 0 | -2 | -0.3 |
| Total | 6 | 456 | 1216 | 1448 | 2664 | 444.0 |
| Opponents | 6 | 355 | 625 | 1381 | 2006 | 334.3 |

Punting

| Player | no. | yds | avg | lg | tb | fc | i20 | 50+ | blk |
|------------------|-----------|-------------|-------------|-----------|----------|-----------|-----------|----------|----------|
| Mason Fletcher | 20 | 883 | 44.2 | 57 | 0 | 11 | 12 | 4 | 0 |
| Total | 20 | 883 | 44.2 | 57 | 0 | 11 | 12 | 4 | 0 |
| Opponents | 28 | 1297 | 46.3 | 66 | 4 | 4 | 11 | 9 | 0 |

Kickoffs

| Player | no. | yds | avg | tb | ob | retn | net | ydln |
|------------------|-----------|-------------|-------------|-----------|----------|-----------|-------------|-----------|
| Rory Bell | 31 | 1828 | 59.0 | 14 | 1 | | | |
| Nathan Hawks | 4 | 253 | 63.3 | 2 | 0 | | | |
| Total | 35 | 2081 | 59.5 | 16 | 1 | 16 | 36.6 | 28 |
| Opponents | 31 | 1994 | 64.3 | 22 | 0 | 7 | 41 | 24 |

TEAM STATISTICS

| | UC | OPP |
|----------------------------------|----------------|----------------|
| Scoring | 160 | 150 |
| Points per game | 26.7 | 25.0 |
| Points Off Turnovers | 21 | 17 |
| First Downs | 142 | 104 |
| Rushing | 63 | 37 |
| Passing | 71 | 54 |
| Penalty | 8 | 13 |
| Rushing Yardage | 1216 | 625 |
| Yards gained rushing | 1324 | 789 |
| Yards lost rushing | 108 | 164 |
| Rushing attempts | 260 | 190 |
| Average per rush | 4.7 | 3.3 |
| Average per game | 202.7 | 104.2 |
| TDs Rushing | 6 | 5 |
| Passing Yardage | 1448 | 1381 |
| Comp-Att-Int | 120-196-8 | 90-165-3 |
| Average per pass | 7.4 | 8.4 |
| Average per catch | 12.1 | 15.3 |
| Average per game | 241.3 | 230.2 |
| TDs Passing | 12 | 12 |
| Total offense | 2664 | 2006 |
| Total plays | 456 | 355 |
| Average per play | 5.8 | 5.7 |
| Average per game | 444.0 | 334.3 |
| Kick returns: #-Yards | 7-126 | 16-331 |
| Punt returns: #-Yards | 12-43 | 7-17 |
| Int returns: #-Yards | 3-39 | 8-69 |
| Kick return average | 18.0 | 20.7 |
| Punt return average | 3.6 | 2.4 |
| Int return average | 13.0 | 8.6 |
| Fumbles-Lost | 6-2 | 11-4 |
| Penalties-Yards | 39-355 | 36-252 |
| Average per game | 59.2 | 42.0 |
| Punts-Yards | 20-883 | 28-1297 |
| Average per punt | 44.2 | 46.3 |
| Net punt average | 42.6 | 41.9 |
| Kickoffs-Yards | 35-2081 | 31-1994 |
| Average per kick | 59.5 | 64.3 |
| Net kick average | 36.6 | 41.0 |
| Time of possession / game | 32:45 | 27:15 |
| 3rd-down conversion | 39/93 | 27/77 |
| 3rd-down pct | 42% | 35% |
| 4rd-down conversion | 8/17 | 7/9 |

| | | |
|------------------------------------|---------------------|---------------------|
| 4rd-down pct | 47% | 78% |
| Sacks by-Yards | 14-91 | 12-61 |
| Misc Yards | 0 | 0 |
| Touchdowns scored | 18 | 18 |
| Field goals - attempts | 11-13 | 8-10 |
| On-Side kicks | 0-1 | 0-0 |
| Red-zone scores | (18-23) 78% | (20-22) 91% |
| Red-zone touchdowns | (10-23) 43% | (13-22) 59% |
| PAT-attempts | (17-17) 100% | (18-18) 100% |
| 2-point conversion-attempts | (1-1) 100% | (0-0) 0% |
| Attendance | 152772 | 113232 |
| Games / Avg per game | 4/38193 | 2/56616 |
| Neutral site games | - | 0/0 |

Score by Periods

| Team | 1st | 2nd | 3rd | 4th | OT | TOT |
|------------|-----|-----|-----|-----|----|-----|
| Cincinnati | 51 | 44 | 36 | 29 | 0 | 160 |
| Opponents | 31 | 38 | 37 | 37 | 7 | 150 |

PARTICIPATION

| ## | Player | GP-GS | EKU | UP | Miami | OU | BYU | IowaSt |
|----|--------------------|-------|-------|-------|-------|-------|-------|--------|
| 0 | Jowon Briggs | 6/6 | START | START | START | START | START | START |
| 0 | Braden Smith | 6/2 | XXX | XXX | START | START | XXX | XXX |
| 1 | Jordan Young | 6/6 | START | START | START | START | START | START |
| 2 | Dontay Corleone | 6/6 | START | START | START | START | START | START |
| 2 | Dee Wiggins | 6/5 | START | START | START | START | START | XXX |
| 3 | Evan Prater | 6/0 | XXX | XXX | XXX | XXX | XXX | XXX |
| 3 | Deshawn Pace | 5/5 | START | START | START | ... | START | START |
| 4 | Malik Vann | 6/0 | XXX | XXX | XXX | XXX | XXX | XXX |
| 4 | Ethan Wright | 4/0 | XXX | ... | XXX | XXX | XXX | ... |
| 5 | Emory Jones | 6/6 | START | START | START | START | START | START |
| 5 | D.J. Taylor | 6/0 | XXX | XXX | XXX | XXX | XXX | XXX |
| 6 | Dorian Jones | 6/5 | START | START | START | START | START | XXX |
| 7 | Sammy Anderson Jr. | 1/1 | START | ... | ... | ... | ... | ... |
| 7 | Chamon Metayer | 6/4 | START | START | XXX | XXX | START | START |
| 8 | Xzavier Henderson | 6/6 | START | START | START | START | START | START |
| 8 | Isiah Cox | 6/0 | XXX | XXX | XXX | XXX | XXX | XXX |
| 9 | Daniel Grzesiak | 6/6 | START | START | START | START | START | START |
| 9 | Aaron Turner | 6/0 | XXX | XXX | XXX | XXX | XXX | XXX |
| 10 | Jack Perry | 0/0 | ... | ... | ... | ... | ... | ... |
| 10 | Bryon Threats | 6/6 | START | START | START | START | START | START |
| 11 | Donovan Ollie | 6/1 | XXX | XXX | XXX | XXX | XXX | START |
| 11 | Jayden Davis | 0/0 | ... | ... | ... | ... | ... | ... |
| 12 | Justin Harris | 6/5 | XXX | START | START | START | START | START |
| 12 | Brady Drogosh | 1/0 | XXX | ... | ... | ... | ... | ... |
| 13 | Jacob Hoying | 0/0 | ... | ... | ... | ... | ... | ... |
| 13 | Kyree Moyston | 0/0 | ... | ... | ... | ... | ... | ... |
| 14 | Rayquan Adkins | 4/0 | ... | XXX | XXX | XXX | XXX | ... |
| 14 | Barry Jackson Jr. | 3/0 | XXX | ... | XXX | XXX | ... | ... |
| 15 | Taj Ward | 6/6 | START | START | START | START | START | START |
| 15 | Will Kocher | 0/0 | ... | ... | ... | ... | ... | ... |
| 16 | Brady Lichtenberg | 2/0 | XXX | ... | ... | ... | ... | XXX |
| 16 | Jabril White | 2/0 | XXX | ... | ... | ... | ... | XXX |
| 17 | Joey Beljan | 0/0 | ... | ... | ... | ... | ... | ... |
| 17 | Brian Simms III | 0/0 | ... | ... | ... | ... | ... | ... |
| 18 | Trevor Carter | 0/0 | ... | ... | ... | ... | ... | ... |
| 19 | Tyler Gillison | 5/0 | XXX | XXX | ... | XXX | XXX | XXX |
| 20 | Oliver Bridges | 6/0 | XXX | XXX | XXX | XXX | XXX | XXX |
| 21 | Corey Kiner | 6/6 | START | START | START | START | START | START |
| 21 | Kalen Carroll | 3/0 | XXX | ... | ... | ... | XXX | XXX |
| 22 | Ryan Montgomery | 4/0 | XXX | XXX | XXX | XXX | ... | ... |
| 22 | Jonathan Thompson | 6/1 | XXX | XXX | XXX | XXX | XXX | START |
| 23 | Daved Jones Jr. | 6/0 | XXX | XXX | XXX | XXX | XXX | XXX |
| 24 | Todd Bumphis | 5/0 | XXX | ... | XXX | XXX | XXX | XXX |
| 25 | Shaun Thomas | 2/0 | XXX | ... | ... | ... | ... | XXX |
| 26 | Myles Montgomery | 6/0 | XXX | XXX | XXX | XXX | XXX | XXX |
| 27 | Ken Willis | 6/1 | XXX | XXX | XXX | START | XXX | XXX |
| 29 | Manny Covey | 0/0 | ... | ... | ... | ... | ... | ... |
| 30 | Au'braylen Million | 0/0 | ... | ... | ... | ... | ... | ... |
| 31 | Mason Fletcher | 6/0 | XXX | XXX | XXX | XXX | XXX | XXX |
| 32 | James Camden | 6/0 | XXX | XXX | XXX | XXX | XXX | XXX |
| 33 | Carter Brown | 6/0 | XXX | XXX | XXX | XXX | XXX | XXX |
| 33 | CJ Doggette | 1/0 | XXX | ... | ... | ... | ... | ... |
| 34 | Caleb Schmitz | 5/0 | ... | XXX | XXX | XXX | XXX | XXX |
| 35 | Brady Young | 0/0 | ... | ... | ... | ... | ... | ... |
| 36 | Victor Dawson | 0/0 | ... | ... | ... | ... | ... | ... |
| 37 | Trevor Adams | 1/0 | XXX | ... | ... | ... | ... | ... |
| 38 | Nijal Mooney | 0/0 | ... | ... | ... | ... | ... | ... |
| 39 | Bryce Burton | 6/0 | XXX | XXX | XXX | XXX | XXX | XXX |
| 39 | Cincear Lewis | 0/0 | ... | ... | ... | ... | ... | ... |
| 40 | Kamari Burns | 0/0 | ... | ... | ... | ... | ... | ... |

| ## | Player | GP-GS | EKU | UP | Miami | OU | BYU | IowaSt |
|----|----------------------|-------|-------|-------|-------|-------|-------|--------|
| 41 | Quinn Staten | 0/0 | ... | ... | ... | ... | ... | ... |
| 42 | Dion Hunter | 4/0 | XXX | XXX | ... | XXX | ... | XXX |
| 42 | Stephan Byrd | 1/0 | XXX | ... | ... | ... | ... | ... |
| 43 | George Udo | 0/0 | ... | ... | ... | ... | ... | ... |
| 44 | Jah-Mal Williams | 6/0 | XXX | XXX | XXX | XXX | XXX | XXX |
| 45 | Barak Faulk | 4/1 | XXX | XXX | ... | XXX | START | ... |
| 46 | Antwan Peek Jr. | 6/0 | XXX | XXX | XXX | XXX | XXX | XXX |
| 47 | Rory Bell | 6/0 | XXX | XXX | XXX | XXX | XXX | XXX |
| 48 | Weston Simmons | 0/0 | ... | ... | ... | ... | ... | ... |
| 49 | Jack Dingle | 6/6 | START | START | START | START | START | START |
| 50 | Jackson Bruscianelli | 0/0 | ... | ... | ... | ... | ... | ... |
| 50 | Evan Tengesdahl | 0/0 | ... | ... | ... | ... | ... | ... |
| 51 | Ben Blevins | 0/0 | ... | ... | ... | ... | ... | ... |
| 52 | Connor Ingram | 0/0 | ... | ... | ... | ... | ... | ... |
| 53 | Gavin Gerhardt | 6/5 | XXX | START | START | START | START | START |
| 54 | Dartanyan Tinsley | 6/6 | START | START | START | START | START | START |
| 55 | Mao Glynn II | 0/0 | ... | ... | ... | ... | ... | ... |
| 56 | Deondre Buford | 6/6 | START | START | START | START | START | START |
| 57 | Ryan Mullaney | 6/0 | XXX | XXX | XXX | XXX | XXX | XXX |
| 58 | Trevor Radosevich | 2/1 | START | ... | ... | ... | XXX | ... |
| 61 | Luke Dalton | 0/0 | ... | ... | ... | ... | ... | ... |
| 62 | Matt Mason | 1/0 | XXX | ... | ... | ... | ... | ... |
| 63 | Nathan Hawks | 1/0 | XXX | ... | ... | ... | ... | ... |
| 66 | Landon Fickell | 0/0 | ... | ... | ... | ... | ... | ... |
| 67 | Luke Kandra | 6/6 | START | START | START | START | START | START |
| 69 | Cam Jones | 6/0 | XXX | XXX | XXX | XXX | XXX | XXX |
| 71 | Judea Milon | 0/0 | ... | ... | ... | ... | ... | ... |
| 74 | Phillip Wilder | 4/0 | XXX | XXX | ... | XXX | XXX | ... |
| 75 | John Williams | 6/6 | START | START | START | START | START | START |
| 76 | Mitch Raifsnider | 1/0 | XXX | ... | ... | ... | ... | ... |
| 77 | Jonathan Harder | 6/0 | XXX | XXX | XXX | XXX | XXX | XXX |
| 78 | Grant Edgington | 0/0 | ... | ... | ... | ... | ... | ... |
| 79 | Ethan Green | 1/0 | XXX | ... | ... | ... | ... | ... |
| 80 | Chris Scott | 5/0 | XXX | XXX | XXX | XXX | XXX | ... |
| 81 | Michael Mussari | 0/0 | ... | ... | ... | ... | ... | ... |
| 82 | Michael McCalmont | 3/0 | XXX | ... | XXX | ... | XXX | ... |
| 83 | Ty Perkins | 0/0 | ... | ... | ... | ... | ... | ... |
| 84 | Sterling Berkhalter | 1/0 | XXX | ... | ... | ... | ... | ... |
| 85 | Jaiir Thomas | 1/0 | XXX | ... | ... | ... | ... | ... |
| 85 | Triston O'Brien | 0/0 | ... | ... | ... | ... | ... | ... |
| 86 | Lesley Andoh | 1/0 | XXX | ... | ... | ... | ... | ... |
| 87 | Stanley Clyne | 0/0 | ... | ... | ... | ... | ... | ... |
| 88 | Payten Singletary | 6/5 | START | START | START | START | XXX | START |
| 89 | Jesse Meyer | 0/0 | ... | ... | ... | ... | ... | ... |
| 90 | Jalen Hunt | 6/0 | XXX | XXX | XXX | XXX | XXX | XXX |
| 91 | Drew Logan | 0/0 | ... | ... | ... | ... | ... | ... |
| 92 | Derrick Shepard Jr. | 3/0 | XXX | ... | ... | XXX | XXX | ... |
| 94 | Keilan Smith | 0/0 | ... | ... | ... | ... | ... | ... |
| 95 | Justin Wodtly | 6/0 | XXX | XXX | XXX | XXX | XXX | XXX |
| 96 | Cayson Pfeiffer | 6/0 | XXX | XXX | XXX | XXX | XXX | XXX |
| 96 | Dominique Perry | 2/0 | XXX | ... | ... | XXX | ... | ... |
| 97 | Eric Phillips | 6/6 | START | START | START | START | START | START |
| 99 | Rob Jackson | 5/0 | XXX | ... | XXX | XXX | XXX | XXX |

PASSING

| #0 Braden Smith | Comp | Att | Int | Pct | Yards | TD | Long | Sacked | Effic. |
|-----------------|----------|----------|----------|-------------|-----------|----------|-----------|------------|--------------|
| Pittsburgh | 1 | 1 | 0 | 100.0 | 30 | 0 | 30 | 0-0 | 352.0 |
| Oklahoma | 0 | 1 | 0 | 0.0 | 0 | 0 | 0 | 0-0 | 0.0 |
| Totals | 1 | 2 | 0 | 50.0 | 30 | 0 | 30 | 0-0 | 176.0 |

| #5 Emory Jones | Comp | Att | Int | Pct | Yards | TD | Long | Sacked | Effic. |
|----------------|------------|------------|----------|-------------|-------------|-----------|-----------|--------------|--------------|
| Eastern Ky. | 19 | 23 | 0 | 82.6 | 345 | 5 | 49 | 2-10 | 280.3 |
| Pittsburgh | 18 | 26 | 1 | 69.2 | 125 | 2 | 21 | 3-8 | 127.3 |
| Miami (OH) | 18 | 34 | 2 | 52.9 | 265 | 0 | 37 | 2-9 | 106.6 |
| Oklahoma | 22 | 41 | 2 | 53.7 | 235 | 0 | 35 | 2-14 | 92.0 |
| BYU | 23 | 37 | 1 | 62.2 | 256 | 3 | 31 | 1-10 | 141.6 |
| Iowa St. | 14 | 26 | 2 | 53.8 | 96 | 1 | 20 | 2-10 | 82.2 |
| Totals | 114 | 187 | 8 | 61.0 | 1322 | 11 | 49 | 12-61 | 131.2 |

| #16 Brady Lichtenberg | Comp | Att | Int | Pct | Yards | TD | Long | Sacked | Effic. |
|-----------------------|----------|----------|----------|-------------|-----------|----------|-----------|------------|--------------|
| Eastern Ky. | 4 | 4 | 0 | 100.0 | 93 | 1 | 65 | 0-0 | 377.8 |
| Iowa St. | 1 | 3 | 0 | 33.3 | 3 | 0 | 3 | 0-0 | 41.7 |
| Totals | 5 | 7 | 0 | 71.4 | 96 | 1 | 65 | 0-0 | 233.8 |

RUSHING & RECEIVING

Rushing

| Player | No-Yds/TD | EKU | UP | Miami | OU | BYU | IowaSt |
|-------------------|-----------|----------|----------|----------|---------|---------|---------|
| Corey Kiner | 87-434/2 | 13-105/0 | 20-153/1 | 14-31/1 | 10-39/0 | 19-77/0 | 11-29/0 |
| Emory Jones | 84-352/3 | 9-26/2 | 11-17/0 | 20-101/1 | 15-42/0 | 14-94/0 | 15-72/0 |
| Myles Montgomery | 33-164/0 | 7-43/0 | 3-7/0 | 1-8/0 | 6-37/0 | 12-61/0 | 4-8/0 |
| Ryan Montgomery | 30-135/0 | 4-11/0 | 3-6/0 | 20-104/0 | 3-14/0 | DNP | DNP |
| Aaron Turner | 8-62/0 | 3-31/0 | 2-22/0 | - | - | 1-6/0 | 2-3/0 |
| Ethan Wright | 7-19/0 | 4-6/0 | DNP | - | 2-9/0 | 1-4/0 | DNP |
| Brady Drogosh | 3-3/0 | 3-3/0 | DNP | DNP | DNP | DNP | DNP |
| Brady Lichtenberg | 2-7/1 | 1-4/1 | DNP | DNP | DNP | DNP | 1-3/0 |
| Chamon Metayer | 1-27/0 | - | - | 1-27/0 | - | - | - |
| Dee Wiggins | 1-13/0 | - | 1-13/0 | - | - | - | - |
| Evan Prater | 1-2/0 | - | - | 1-2/0 | - | - | - |
| Braden Smith | 1-0/0 | - | - | - | 1-0/0 | - | - |

Receiving

| Player | No-Yds/TD | EKU | UP | Miami | OU | BYU | IowaSt |
|-------------------|-----------|---------|--------|----------|--------|--------|--------|
| Xzavier Henderson | 30-414/1 | 7-149/1 | 1-10/0 | 12-140/0 | 3-41/0 | 7-74/0 | - |
| Braden Smith | 22-307/3 | 4-72/1 | 5-59/1 | 1-37/0 | 3-30/0 | 4-72/1 | 5-37/0 |
| Dee Wiggins | 15-204/1 | 1-39/1 | 3-52/0 | 3-51/0 | 6-45/0 | 1-6/0 | 1-11/0 |
| Chamon Metayer | 12-159/3 | - | 2-7/0 | - | 3-50/0 | 3-59/2 | 4-43/1 |
| Corey Kiner | 10-52/0 | - | 2-2/0 | - | 3-37/0 | 3-12/0 | 2-1/0 |
| Evan Prater | 8-71/0 | 3-31/0 | - | 1-5/0 | 2-24/0 | 2-11/0 | - |
| Aaron Turner | 7-47/1 | 3-14/1 | 1-1/0 | - | 1-11/0 | 1-17/0 | 1-4/0 |
| Payten Singletary | 6-57/2 | 1-1/1 | 4-24/1 | 1-32/0 | - | - | - |
| Myles Montgomery | 5-5/0 | - | - | - | 1--3/0 | 2-5/0 | 2-3/0 |
| Ryan Montgomery | 2-25/0 | 1-25/0 | 1-0/0 | - | - | DNP | DNP |
| Barry Jackson Jr. | 1-65/1 | 1-65/1 | DNP | - | - | DNP | DNP |
| Chris Scott | 1-32/0 | 1-32/0 | - | - | - | - | DNP |
| Ethan Wright | 1-10/0 | 1-10/0 | DNP | - | - | - | DNP |

DEFENSE

| ## | Player | gp | Tackles | | | | Sacks | Pass defense | | | Fumbles | blkd | | |
|---------------|---------------------|----------|------------|------------|------------|---------------|--------------|--------------|-----------|-----------|------------|----------|----------|----------|
| | | | ua | a | tot | tfl/yds | no-yds | int-yds | brup | qbh | fr-yds | ff | kick | saf |
| 3 | Deshawn Pace | 5 | 16 | 17 | 33 | 4-6 | 0.5-2 | . | 3 | 3 | 1-0 | . | . | . |
| 6 | Dorian Jones | 6 | 12 | 21 | 33 | 2-9 | 1-6 | . | 1 | . | . | . | . | . |
| 49 | Jack Dingle | 6 | 15 | 16 | 31 | 2.5-14 | 1-11 | . | . | 1 | 1-0 | . | . | . |
| 10 | Bryon Threats | 6 | 18 | 12 | 30 | 2-6 | 1-5 | 2-39 | 3 | . | . | 1 | . | . |
| 15 | Taj Ward | 6 | 15 | 12 | 27 | 2.5-4 | 0.5-1 | . | 1 | . | 1-0 | 2 | . | . |
| 9 | Daniel Grzesiak | 6 | 10 | 15 | 25 | 5-23 | 3.5-18 | . | 1 | 2 | 1-0 | 1 | . | . |
| 12 | Justin Harris | 6 | 14 | 10 | 24 | 1.5-3 | . | 1-0 | 5 | 1 | . | . | . | . |
| 2 | Dontay Corleone | 6 | 11 | 11 | 22 | 4.5-25 | 2-18 | . | 1 | 1 | . | . | . | . |
| 1 | Jordan Young | 6 | 8 | 8 | 16 | 0.5-1 | . | . | 5 | . | . | . | . | . |
| 27 | Ken Willis | 6 | 8 | 6 | 14 | 1-1 | . | . | . | . | . | . | . | . |
| 0 | Jowon Briggs | 6 | 4 | 8 | 12 | 2.5-6 | 1-1 | . | . | 1 | . | . | . | . |
| 4 | Malik Vann | 6 | 3 | 7 | 10 | 1.5-11 | 1.5-11 | . | 1 | . | . | . | . | . |
| 22 | Jonathan Thompson | 6 | 4 | 5 | 9 | 0.5-1 | . | . | . | 1 | . | . | . | . |
| 46 | Antwan Peek Jr. | 6 | 2 | 5 | 7 | . | . | . | . | . | . | . | . | . |
| 19 | Tyler Gillison | 5 | 2 | 4 | 6 | 1-5 | . | . | . | . | . | . | . | . |
| 32 | James Camden | 6 | 1 | 5 | 6 | . | . | . | . | . | . | . | . | . |
| 42 | Dion Hunter | 4 | 2 | 4 | 6 | 0.5-0 | . | . | . | 1 | . | . | . | . |
| 5 | D.J. Taylor | 6 | 1 | 4 | 5 | . | . | . | . | . | . | . | . | . |
| 97 | Eric Phillips | 6 | 4 | 1 | 5 | 4-25 | 2-18 | . | 1 | 4 | . | 1 | . | . |
| 95 | Justin Wodtly | 6 | 1 | 3 | 4 | . | . | . | 1 | 2 | . | . | . | . |
| 44 | Jah-Mal Williams | 6 | 1 | 3 | 4 | . | . | . | . | . | . | . | . | . |
| 99 | Rob Jackson | 5 | . | 4 | 4 | 1-1 | . | . | . | . | . | . | . | . |
| 4 | Ethan Wright | 4 | 2 | 2 | 4 | . | . | . | . | . | . | . | . | . |
| 20 | Oliver Bridges | 6 | 2 | 1 | 3 | . | . | . | . | . | . | . | . | . |
| 24 | Todd Bumphis | 5 | 3 | . | 3 | . | . | . | . | . | . | . | . | . |
| 57 | Ryan Mullaney | 6 | . | 2 | 2 | . | . | . | . | . | . | . | . | . |
| 9 | Aaron Turner | 6 | 1 | . | 1 | . | . | . | . | . | . | . | . | . |
| 16 | Jabril White | 2 | . | 1 | 1 | . | . | . | . | . | . | . | . | . |
| 5 | Emory Jones | 6 | 1 | . | 1 | . | . | . | . | . | . | . | . | . |
| 92 | Derrick Shepard Jr. | 3 | . | 1 | 1 | . | . | . | . | . | . | . | . | . |
| 21 | Kalen Carroll | 3 | . | 1 | 1 | . | . | . | . | . | . | . | . | . |
| 45 | Barak Faulk | 4 | . | 1 | 1 | 0.5-1 | . | . | . | . | . | . | . | . |
| 8 | Isiah Cox | 6 | . | 1 | 1 | . | . | . | . | . | . | . | . | . |
| 37 | Trevor Adams | 1 | . | 1 | 1 | . | . | . | . | . | . | . | . | . |
| 26 | Myles Montgomery | 6 | 1 | . | 1 | . | . | . | . | . | . | . | . | . |
| 22 | Ryan Montgomery | 4 | . | 1 | 1 | . | . | . | . | . | . | . | . | . |
| 0 | Braden Smith | 6 | 1 | . | 1 | . | . | . | . | . | . | . | . | . |
| 33 | CJ Doggette | 1 | 1 | . | 1 | . | . | . | . | . | . | . | . | . |
| 96 | Cayson Pfeiffer | 6 | . | 1 | 1 | . | . | . | . | . | . | . | . | . |
| 90 | Jalen Hunt | 6 | . | . | . | . | . | . | . | 1 | . | . | . | . |
| Totals | | 6 | 164 | 194 | 358 | 37-142 | 14-91 | 3-39 | 23 | 18 | 4-0 | 5 | 0 | 0 |

GAME-BY-GAME COMPARISON

| Opponent | Score | First Downs | | | | Rushing Number-Yards | Passing | | Total Offense Plays-Yards | Return Yards | Turn- Overs |
|---------------|----------------|------------------|----------------|----------------|---------------|---------------------------|-----------------------------|--------------------|------------------------------|------------------|----------------|
| | | Total | Rush | Pass | Pen | | Comp-Att.-Int | Yards | | | |
| Eastern Ky. | 66-13 | 30 / 15 | 13 / 8 | 17 / 7 | 0 / 0 | 44-229 / 32-125 | 23-27-0 / 13-25-2 | 438 / 177 | 71-667 / 57-302 | 82 / 118 | 1 / 3 |
| Pittsburgh | 27-21 | 20 / 18 | 9 / 6 | 10 / 6 | 1 / 6 | 42-216 / 29-83 | 19-27-1 / 10-32-0 | 155 / 179 | 69-371 / 61-262 | 20 / 38 | 1 / 1 |
| Miami (OH) | 24-31 | 30 / 16 | 13 / 6 | 14 / 8 | 3 / 2 | 57-273 / 29-121 | 18-34-2 / 12-20-1 | 265 / 237 | 91-538 / 49-358 | 64 / 73 | 2 / 2 |
| Oklahoma | 6-20 | 21 / 21 | 8 / 4 | 12 / 16 | 1 / 1 | 37-141 / 34-103 | 22-42-2 / 26-38-0 | 235 / 322 | 79-376 / 72-425 | 2 / 16 | 2 / 1 |
| BYU | 27-35 | 26 / 17 | 13 / 5 | 13 / 10 | 0 / 2 | 47-242 / 28-70 | 23-37-1 / 14-25-0 | 256 / 225 | 84-498 / 53-295 | 2 / 59 | 2 / 0 |
| Iowa St. | 10-30 | 15 / 17 | 7 / 8 | 5 / 7 | 3 / 2 | 33-115 / 38-123 | 15-29-2 / 15-25-0 | 99 / 241 | 62-214 / 63-364 | 38 / 113 | 2 / 0 |
| Totals | 160-150 | 142 / 104 | 63 / 37 | 71 / 54 | 8 / 13 | 260-1216 / 190-625 | 120-196-8 / 90-165-3 | 1448 / 1381 | 456-2664 / 355-2006 | 208 / 417 | 10 / 7 |

| Opponents | 3rd Down Conversion | 4th Down Conversion | Time of Possession | TOP Margin | Avg Yds/Rush | Avg Yds/Pass | Avg Yds/Play | Punting Number-Avg | Penalties Number-Yards | Sacks |
|---------------|------------------------|------------------------|------------------------|---------------|------------------|------------------|------------------|--------------------------|----------------------------|----------------|
| Eastern Ky. | 10-14 / 3-11 | 2-2 / 0-1 | 31:46 / 28:14 | 03:32 | 5.2 / 3.9 | 16.2 / 7.1 | 9.4 / 5.3 | 1-45.0 / 4-47.0 | 7-55.0 / 7-42.0 | 3 / 2 |
| Pittsburgh | 6-16 / 5-14 | 2-2 / 2-3 | 34:43 / 25:17 | 09:26 | 5.1 / 2.9 | 5.7 / 5.6 | 5.4 / 4.3 | 5-39.6 / 5-47.4 | 7-90.0 / 5-35.0 | 5 / 3 |
| Miami (OH) | 8-17 / 4-10 | 1-3 / 1-1 | 36:18 / 23:42 | 12:36 | 4.8 / 4.2 | 7.8 / 11.9 | 5.9 / 7.3 | 2-44.0 / 4-52.0 | 10-78.0 / 7-42.0 | 2 / 2 |
| Oklahoma | 3-15 / 6-16 | 1-4 / 1-1 | 32:25 / 27:35 | 04:50 | 3.8 / 3.0 | 5.6 / 8.5 | 4.8 / 5.9 | 4-48.3 / 6-38.7 | 2-20.0 / 8-53.0 | 2 / 2 |
| BYU | 9-18 / 4-11 | 1-3 / 0-0 | 35:01 / 24:59 | 10:02 | 5.1 / 2.5 | 6.9 / 9.0 | 5.9 / 5.6 | 3-41.7 / 6-51.0 | 7-63.0 / 4-25.0 | 0 / 1 |
| Iowa St. | 3-13 / 5-15 | 1-3 / 3-3 | 26:20 / 33:40 | -07:20 | 3.5 / 3.2 | 3.4 / 9.6 | 3.5 / 5.8 | 5-46.8 / 3-42.0 | 6-49.0 / 5-55.0 | 2 / 2 |
| Totals | 39-93 / 27-77 | 8-17 / 7-9 | 196:33 / 163:27 | 33:06 | 4.7 / 3.3 | 7.4 / 8.4 | 5.8 / 5.7 | 20-44.2 / 28-46.3 | 39-355.0 / 36-252.0 | 14 / 12 |

Note: Game totals are displayed in the format TEAM/OPPONENT for each category

TEAM GAME-BY-GAME

| Date | Opponent | Rushing | | | | Receiving | | | | Passing | | | | Kick Returns | | | | Punt Returns | | | | tot |
|------------|---------------|---------|------|----|----|-----------|------|----|----|-----------|------|-----|-----|--------------|-----|-----|-----|--------------|----|-----|-----|------|
| | | no. | yds | td | lg | no. | yds | td | lg | cmp | att | int | yds | td | lg | no. | yds | td | lg | no. | yds | td |
| 09/02/2023 | Eastern Ky. | 44 | 229 | 3 | 54 | 23 | 438 | 6 | 65 | 23-27-0 | 438 | 6 | 65 | 2 | 42 | 0 | 26 | 4 | 34 | 0 | 12 | 667 |
| 09/09/2023 | at Pittsburgh | 42 | 216 | 1 | 68 | 19 | 155 | 2 | 30 | 19-27-1 | 155 | 2 | 30 | 1 | 15 | 0 | 15 | 2 | 5 | 0 | 3 | 371 |
| 09/16/2023 | Miami (OH) | 57 | 273 | 2 | 27 | 18 | 265 | 0 | 37 | 18-34-2 | 265 | 0 | 37 | 2 | 31 | 0 | 16 | 2 | 0 | 0 | 0 | 538 |
| 09/23/2023 | Oklahoma | 37 | 141 | 0 | 20 | 22 | 235 | 0 | 35 | 22-42-2 | 235 | 0 | 35 | 0 | 0 | 0 | 0 | 2 | 2 | 0 | 2 | 376 |
| 09/29/2023 | at BYU | 47 | 242 | 0 | 20 | 23 | 256 | 3 | 31 | 23-37-1 | 256 | 3 | 31 | 0 | 0 | 0 | 0 | 2 | 2 | 0 | 12 | 498 |
| 10/14/2023 | Iowa St. | 33 | 115 | 0 | 14 | 15 | 99 | 1 | 20 | 15-29-2 | 99 | 1 | 20 | 2 | 38 | 0 | 20 | 0 | 0 | 0 | 0 | 214 |
| Cincinnati | | 260 | 1216 | 6 | 68 | 120 | 1448 | 12 | 65 | 120-196-8 | 1448 | 12 | 65 | 7 | 126 | 0 | 26 | 12 | 43 | 0 | 12 | 2664 |
| Opponents | | 190 | 625 | 5 | 38 | 90 | 1381 | 12 | 79 | 90-165-3 | 1381 | 12 | 79 | 16 | 331 | 0 | 72 | 7 | 17 | 0 | 11 | 2006 |

Cincinnati Averages

| Games | Avg/ rush | Avg/ catch | Pass eff | KR avg | PR avg | All purpose avg/game | Total offense avg/game |
|-------|-----------|------------|----------|--------|--------|----------------------|------------------------|
| 6 | 4.7 | 12.1 | 135.3 | 18.0 | 3.6 | 478.7 | 444.0 |

| Date | Opponent | Tackles | | | | Sacks | Fumble | | Pass Defense | | | blkd | PAT attempts | | | off | | |
|------------|---------------|---------|-----|-------|----------|--------|--------|--------|--------------|-----|------|------|--------------|------|-----|-----|-----|-----|
| | | ua | a | total | tfl-yds | no-yds | ff | fr-yds | int-yds | qbh | brup | kick | kick | rush | rcv | saf | t/o | pts |
| 09/02/2023 | Eastern Ky. | 32 | 36 | 68 | 7.0-32 | 3-19 | 2 | 1-0 | 2-6 | 1 | 2 | 0 | 9-9 | 0 | 0 | 0 | 14 | 66 |
| 09/09/2023 | at Pittsburgh | 26 | 24 | 50 | 8.0-46 | 5-38 | 1 | 1-0 | 0-0 | 6 | 9 | 0 | 3-3 | 0 | 0 | 0 | 7 | 27 |
| 09/16/2023 | Miami (OH) | 23 | 28 | 51 | 5.0-19 | 2-12 | 1 | 1-0 | 1-33 | 2 | 1 | 0 | 1-1 | 0 | 1 | 0 | 0 | 24 |
| 09/23/2023 | Oklahoma | 32 | 42 | 74 | 6.0-22 | 2-14 | 1 | 1-0 | 0-0 | 3 | 5 | 0 | 0-0 | 0 | 0 | 0 | 0 | 6 |
| 09/29/2023 | at BYU | 21 | 30 | 51 | 7.0-12 | 0-0 | 0 | 0-0 | 0-0 | 5 | 3 | 0 | 3-3 | 0 | 0 | 0 | 0 | 27 |
| 10/14/2023 | Iowa St. | 30 | 34 | 64 | 4.0-11 | 2-8 | 0 | 0-0 | 0-0 | 1 | 3 | 0 | 1-1 | 0 | 0 | 0 | 0 | 10 |
| Cincinnati | | 164 | 194 | 358 | 37.0-142 | 14-91 | 5 | 4-0 | 3-39 | 18 | 23 | 0 | 17-17 | 0 | 1 | 0 | 21 | 160 |
| Opponents | | 204 | 310 | 514 | 33.0-113 | 12-61 | 3 | 2-0 | 8-69 | 17 | 16 | 1 | 18-18 | 0 | 0 | 0 | 17 | 150 |

| Date | Opponent | Punting | | | | | | | | | | Field Goals | | | Kickoffs | | | | |
|------------|---------------|---------|------|------|------|------|----|----|-----|-----|--------|-------------|------|-----|----------|------|----|----|--|
| | | no. | yds | avg | long | blkd | tb | fc | 50+ | i20 | md-att | long | blkd | no. | yds | avg | tb | ob | |
| 09/02/2023 | Eastern Ky. | 1 | 45 | 45.0 | 45 | 0 | 0 | 1 | 0 | 1 | 1-1 | 46 | 0 | 11 | 692 | 62.9 | 4 | 0 | |
| 09/09/2023 | at Pittsburgh | 5 | 198 | 39.6 | 47 | 0 | 0 | 2 | 0 | 2 | 2-2 | 47 | 0 | 6 | 357 | 59.5 | 4 | 0 | |
| 09/16/2023 | Miami (OH) | 2 | 88 | 44.0 | 52 | 0 | 0 | 2 | 1 | 2 | 3-4 | 28 | 1 | 6 | 365 | 60.8 | 3 | 0 | |
| 09/23/2023 | Oklahoma | 4 | 193 | 48.3 | 57 | 0 | 0 | 2 | 2 | 3 | 2-3 | 54 | 0 | 3 | 185 | 61.7 | 2 | 0 | |
| 09/29/2023 | at BYU | 3 | 125 | 41.7 | 46 | 0 | 0 | 2 | 0 | 1 | 2-2 | 33 | 0 | 6 | 333 | 55.5 | 3 | 1 | |
| 10/14/2023 | Iowa St. | 5 | 234 | 46.8 | 50 | 0 | 0 | 2 | 1 | 3 | 1-1 | 36 | 0 | 3 | 149 | 49.7 | 0 | 0 | |
| Cincinnati | | 20 | 883 | 44.2 | 57 | 0 | 0 | 11 | 4 | 12 | 11-13 | 54 | 1 | 35 | 2081 | 59.5 | 16 | 1 | |
| Opponents | | 28 | 1297 | 46.3 | 66 | 0 | 4 | 4 | 9 | 11 | 8-10 | 43 | 0 | 31 | 1994 | 64.3 | 22 | 0 | |

OPPONENT GAME-BY-GAME

| Date | Opponent | Rushing | | | | Receiving | | | | Passing | | | | Kick Returns | | | | Punt Returns | | | | tot off |
|-------------------|---------------|------------|-------------|----------|-----------|------------|-------------|-----------|-----------|------------------|-------------|-----------|-----------|--------------|------------|----------|-----------|--------------|-----------|----------|-----------|-------------|
| | | no. | yds | td | lg | no. | yds | td | lg | cmp-att-int | yds | td | lg | no. | yds | td | lg | no. | yds | td | lg | |
| 09/02/2023 | Eastern Ky. | 32 | 125 | 0 | 34 | 13 | 177 | 1 | 23 | 13-25-2 | 177 | 1 | 23 | 6 | 118 | 0 | 26 | 0 | 0 | 0 | 0 | 302 |
| 09/09/2023 | at Pittsburgh | 29 | 83 | 0 | 38 | 10 | 179 | 3 | 60 | 10-32-0 | 179 | 3 | 60 | 2 | 28 | 0 | 20 | 2 | 8 | 0 | 11 | 262 |
| 09/16/2023 | Miami (OH) | 29 | 121 | 1 | 26 | 12 | 237 | 3 | 79 | 12-20-1 | 237 | 3 | 79 | 3 | 48 | 0 | 29 | 0 | 0 | 0 | 0 | 358 |
| 09/23/2023 | Oklahoma | 34 | 103 | 1 | 19 | 26 | 322 | 1 | 49 | 26-38-0 | 322 | 1 | 49 | 1 | 9 | 0 | 9 | 1 | 7 | 0 | 7 | 425 |
| 09/29/2023 | at BYU | 28 | 70 | 2 | 29 | 14 | 225 | 2 | 59 | 14-25-0 | 225 | 2 | 59 | 2 | 18 | 0 | 18 | 1 | -1 | 0 | 0 | 295 |
| 10/14/2023 | Iowa St. | 38 | 123 | 1 | 20 | 15 | 241 | 2 | 75 | 15-25-0 | 241 | 2 | 75 | 2 | 110 | 0 | 72 | 3 | 3 | 0 | 2 | 364 |
| Opponents | | 190 | 625 | 5 | 38 | 90 | 1381 | 12 | 79 | 90-165-3 | 1381 | 12 | 79 | 16 | 331 | 0 | 72 | 7 | 17 | 0 | 11 | 2006 |
| Cincinnati | | 260 | 1216 | 6 | 68 | 120 | 1448 | 12 | 65 | 120-196-8 | 1448 | 12 | 65 | 7 | 126 | 0 | 26 | 12 | 43 | 0 | 12 | 2664 |

Opponents Averages

| Games | Avg/ rush | Avg/ catch | Pass effc | KR avg | PR avg | All purpose avg/game | Total offense avg/game |
|-------|-----------|------------|-----------|--------|--------|----------------------|------------------------|
| 6 | 3.3 | 15.3 | 145.2 | 20.7 | 2.4 | 403.8 | 334.3 |

| Date | Opponent | Tackles | | | | Sacks no-yds | Fumble | | Pass Defense | | | blkd kick | PAT attempts | | | off | | |
|-------------------|---------------|------------|------------|------------|-----------------|-----------------|----------|------------|--------------|-----------|-----------|--------------|--------------|----------|----------|----------|-----------|------------|
| | | ua | a | total | tfl-yds | | ff | fr-yds | int-yds | qbh | brup | | kick | rush | rcv | saf | t/o | pts |
| 09/02/2023 | Eastern Ky. | 32 | 62 | 94 | 6.0-20 | 2-10 | 2 | 1-0 | 0-0 | 0 | 1 | 0 | 1-1 | 0 | 0 | 0 | 0 | 13 |
| 09/09/2023 | at Pittsburgh | 34 | 44 | 78 | 6.0-20 | 3-8 | 0 | 0-0 | 1-2 | 8 | 1 | 0 | 3-3 | 0 | 0 | 0 | 0 | 21 |
| 09/16/2023 | Miami (OH) | 40 | 70 | 110 | 6.0-18 | 2-9 | 0 | 0-0 | 2-25 | 3 | 5 | 1 | 4-4 | 0 | 0 | 0 | 0 | 31 |
| 09/23/2023 | Oklahoma | 33 | 42 | 75 | 7.0-23 | 2-14 | 0 | 0-0 | 2-0 | 2 | 3 | 0 | 2-2 | 0 | 0 | 0 | 0 | 20 |
| 09/29/2023 | at BYU | 38 | 54 | 92 | 2.0-11 | 1-10 | 0 | 1-0 | 1-42 | 1 | 3 | 0 | 5-5 | 0 | 0 | 0 | 14 | 35 |
| 10/14/2023 | Iowa St. | 27 | 38 | 65 | 6.0-21 | 2-10 | 1 | 0-0 | 2-0 | 3 | 3 | 0 | 3-3 | 0 | 0 | 0 | 3 | 30 |
| Opponents | | 204 | 310 | 514 | 33.0-113 | 12-61 | 3 | 2-0 | 8-69 | 17 | 16 | 1 | 18-18 | 0 | 0 | 0 | 17 | 150 |
| Cincinnati | | 164 | 194 | 358 | 37.0-142 | 14-91 | 5 | 4-0 | 3-39 | 18 | 23 | 0 | 17-17 | 0 | 1 | 0 | 21 | 160 |

| Date | Opponent | Punting | | | | | | | | | | Field Goals | | | Kickoffs | | | | |
|------------|---------------|---------|------|------|------|------|----|----|-----|-----|--------|-------------|------|-----|----------|------|----|----|--|
| | | no. | yds | avg | long | blkd | tb | fc | 50+ | i20 | md-att | long | blkd | no. | yds | avg | tb | ob | |
| 09/02/2023 | Eastern Ky. | 4 | 188 | 47.0 | 52 | 0 | 0 | 0 | 1 | 1 | 2-2 | 43 | 0 | 4 | 257 | 64.3 | 2 | 0 | |
| 09/09/2023 | at Pittsburgh | 5 | 237 | 47.4 | 59 | 0 | 1 | 0 | 2 | 1 | 0-1 | 0 | 0 | 4 | 253 | 63.3 | 3 | 0 | |
| 09/16/2023 | Miami (OH) | 4 | 208 | 52.0 | 63 | 0 | 0 | 1 | 2 | 3 | 1-1 | 20 | 0 | 5 | 325 | 65.0 | 3 | 0 | |
| 09/23/2023 | Oklahoma | 6 | 232 | 38.7 | 45 | 0 | 0 | 1 | 0 | 2 | 2-2 | 34 | 0 | 5 | 322 | 64.4 | 3 | 0 | |
| 09/29/2023 | at BYU | 6 | 306 | 51.0 | 66 | 0 | 2 | 1 | 3 | 3 | 0-1 | 0 | 0 | 6 | 390 | 65.0 | 6 | 0 | |
| 10/14/2023 | Iowa St. | 3 | 126 | 42.0 | 55 | 0 | 1 | 1 | 1 | 1 | 3-3 | 34 | 0 | 7 | 447 | 63.9 | 5 | 0 | |
| Opponents | | 28 | 1297 | 46.3 | 66 | 0 | 4 | 4 | 9 | 11 | 8-10 | 43 | 0 | 31 | 1994 | 64.3 | 22 | 0 | |
| Cincinnati | | 20 | 883 | 44.2 | 57 | 0 | 0 | 11 | 4 | 12 | 11-13 | 54 | 1 | 35 | 2081 | 59.5 | 16 | 1 | |

TEAM GAME HIGHS

| | | |
|------------------|------|----------------------------|
| RUSHES | 57 | Miami (OH) (09/16/2023) |
| YARDS RUSHING | 273 | Miami (OH) (09/16/2023) |
| YARDS PER RUSH | 5.2 | Eastern Ky. (09/02/2023) |
| TD RUSHES | 3 | Eastern Ky. (09/02/2023) |
| PASS ATTEMPTS | 42 | Oklahoma (09/23/2023) |
| PASS COMPLETIONS | 23 | at BYU (09/29/2023) |
| | 23 | Eastern Ky. (09/02/2023) |
| YARDS PASSING | 438 | Eastern Ky. (09/02/2023) |
| YARDS PER PASS | 16.2 | Eastern Ky. (09/02/2023) |
| TD PASSES | 6 | Eastern Ky. (09/02/2023) |
| TOTAL PLAYS | 91 | Miami (OH) (09/16/2023) |
| TOTAL OFFENSE | 667 | Eastern Ky. (09/02/2023) |
| YARDS PER PLAY | 9.4 | Eastern Ky. (09/02/2023) |
| POINTS | 66 | Eastern Ky. (09/02/2023) |
| SACKS BY | 5 | at Pittsburgh (09/09/2023) |
| FIRST DOWNS | 30 | Miami (OH) (09/16/2023) |
| | 30 | Eastern Ky. (09/02/2023) |
| PENALTIES | 10 | Miami (OH) (09/16/2023) |
| PENALTY YARDS | 90 | at Pittsburgh (09/09/2023) |
| TURNOVERS | 2 | Iowa St. (10/14/2023) |
| | 2 | at BYU (09/29/2023) |
| | 2 | Oklahoma (09/23/2023) |
| | 2 | Miami (OH) (09/16/2023) |
| PUNTS | 5 | Iowa St. (10/14/2023) |
| | 5 | at Pittsburgh (09/09/2023) |
| PUNTING AVG | 48.3 | Oklahoma (09/23/2023) |
| LONG PUNT | 57 | Oklahoma (09/23/2023) |
| PUNTS INSIDE 20 | 3 | Iowa St. (10/14/2023) |
| | 3 | Oklahoma (09/23/2023) |
| LONG PUNT RETURN | 12 | at BYU (09/29/2023) |
| | 12 | Eastern Ky. (09/02/2023) |

OPPONENT GAME HIGHS

| | | |
|------------------|------|----------------------------|
| RUSHES | 38 | Iowa St. (10/14/2023) |
| YARDS RUSHING | 125 | Eastern Ky. (09/02/2023) |
| YARDS PER RUSH | 4.2 | Miami (OH) (09/16/2023) |
| TD RUSHES | 2 | at BYU (09/29/2023) |
| PASS ATTEMPTS | 38 | Oklahoma (09/23/2023) |
| PASS COMPLETIONS | 26 | Oklahoma (09/23/2023) |
| YARDS PASSING | 322 | Oklahoma (09/23/2023) |
| YARDS PER PASS | 11.9 | Miami (OH) (09/16/2023) |
| TD PASSES | 3 | Miami (OH) (09/16/2023) |
| | 3 | at Pittsburgh (09/09/2023) |
| TOTAL PLAYS | 72 | Oklahoma (09/23/2023) |
| TOTAL OFFENSE | 425 | Oklahoma (09/23/2023) |
| YARDS PER PLAY | 7.3 | Miami (OH) (09/16/2023) |
| POINTS | 35 | at BYU (09/29/2023) |
| SACKS BY | 3 | at Pittsburgh (09/09/2023) |
| FIRST DOWNS | 21 | Oklahoma (09/23/2023) |
| PENALTIES | 8 | Oklahoma (09/23/2023) |
| PENALTY YARDS | 55 | Iowa St. (10/14/2023) |
| TURNOVERS | 3 | Eastern Ky. (09/02/2023) |
| PUNTS | 6 | at BYU (09/29/2023) |
| | 6 | Oklahoma (09/23/2023) |
| PUNTING AVG | 52.0 | Miami (OH) (09/16/2023) |
| LONG PUNT | 66 | at BYU (09/29/2023) |
| PUNTS INSIDE 20 | 3 | at BYU (09/29/2023) |
| | 3 | Miami (OH) (09/16/2023) |
| LONG PUNT RETURN | 11 | at Pittsburgh (09/09/2023) |

SCORING DRIVES

LONG PLAYS

| | | | | | | | | | |
|---|------------|--------------|--------------|------------|-------------|--------------------------------------|-------------|------------------------------|-------------|
| SEPT. 2 EKU | | | | | | LONG PLAYS (20-YARDS OR MORE) | | | |
| SCORING PLAY | QTR | CLOCK | PLAYS | YDS | TIME | YDS. | TYPE | PLAYER(S) | OPP. |
| Henderson 49-yard pass from Jones | 1 | 11:45 | 7 | 71 | 3:09 | 68 | Rush | Kiner rush middle | Pittsburgh |
| Wiggins 39-yard pass from Jones | 1 | 6:52 | 5 | 87 | 2:07 | 65* | Pass | Jackson Jr. from Lichtenberg | EKU |
| Jones 1-yard run | 1 | 1:41 | 9 | 80 | 3:46 | 54 | Rush | Kiner rush middle | EKU |
| Singletary 1-yard pass from Jones | 2 | 11:47 | 4 | 77 | 1:23 | 49* | Pass | Henderson from Jones | EKU |
| Jones 12-yard run | 2 | 7:17 | 8 | 65 | 3:04 | 48* | Pass | Smith from Jones | EKU |
| Smith 48-yard pass from Jones | 2 | 0:49 | 10 | 84 | 4:14 | 39* | Pass | Wiggins from Jones | EKU |
| Brown 46-yard field goal | 3 | 13:21 | 4 | -9 | 1:27 | 31* | Pass | Smith from Jones | BYU |
| Turner 6-yard pass from Jones | 3 | 2:42 | 11 | 75 | 5:30 | 27* | Pass | Metayer from Jones | BYU |
| Lichtenberg 4-yard run | 4 | 13:39 | 6 | 37 | 2:39 | 23* | Pass | Metayer from Jones | BYU |
| Jackson Jr. 65-yard pass from Lichtenberg | 4 | 4:37 | 4 | 75 | 1:53 | 37 | Pass | Smith from Jones | Miami (OH) |
| SEPT. 9 PITTSBURGH | | | | | | 35 | Pass | Metayer from Jones | Oklahoma |
| SCORING PLAY | QTR | CLOCK | PLAYS | YDS | TIME | 32 | Pass | Singletary from Jones | Miami (OH) |
| Singletary 12-yard pass from Jones | 1 | 13:06 | 4 | 64 | 1:24 | 32 | Pass | Scott from Jones | EKU |
| Brown 22-yard field goal | 1 | 8:57 | 5 | 74 | 2:20 | 31 | Pass | Henderson from Jones | EKU |
| Kiner 7-yard run | 2 | 13:20 | 7 | 76 | 3:07 | 30 | Pass | Wiggins from Smith | Pittsburgh |
| Brown 47-yard field goal | 2 | 0:05 | 17 | 69 | 8:11 | 29 | Pass | Henderson from Jones | EKU |
| Smith 21-yard pass from Jones | 3 | 9:17 | 4 | 36 | 1:44 | 27 | Rush | Metayer rush left | Miami (OH) |
| SEPT. 16 MIAMI (OH) | | | | | | 26 | Rush | Montgomery R. rush middle | Miami (OH) |
| SCORING PLAY | QTR | CLOCK | PLAYS | YDS | TIME | 25 | Pass | Montgomery R. from Jones | EKU |
| Kiner 4-yard run | 1 | 11:47 | 6 | 75 | 2:58 | 25 | Rush | Turner jet sweep left | Pittsburgh |
| Brown 28-yard field goal | 1 | 1:40 | 11 | 72 | 4:48 | 23 | Pass | Henderson from Jones | BYU |
| Brown 23-yard field goal | 2 | 1:52 | 16 | 79 | 7:23 | 23 | Pass | Smith from Jones | BYU |
| Brown 23-yard field goal | 3 | 7:23 | 11 | 62 | 4:21 | 22 | Pass | Henderson from Jones | Oklahoma |
| Jones 17-yard run | 4 | 13:52 | 11 | 75 | 4:09 | 22 | Pass | Henderson from Jones | Miami (OH) |
| SEPT. 23 OKLAHOMA | | | | | | 21 | Pass | Henderson from Jones | Miami (OH) |
| SCORING PLAY | QTR | CLOCK | PLAYS | YDS | TIME | 21* | Pass | Smith from Jones | Pittsburgh |
| Brown 40-yard field goal | 1 | 7:39 | 9 | 37 | 3:45 | 20 | Pass | Smith from Jones | Pittsburgh |
| Brown 54-yard field goal | 3 | 8:22 | 12 | 49 | 4:32 | 20 | Pass | Wiggins from Jones | Miami (OH) |
| SEP. 29 BYU | | | | | | 20 | Rush | Jones rush right | Oklahoma |
| SCORING PLAY | QTR | CLOCK | PLAYS | YDS | TIME | 20 | Rush | Jones rush right | BYU |
| Metayer 27-yard pass from Jones | 2 | 10:59 | 17 | 90 | 6:49 | 20* | Pass | Metayer from Jones | Iowa State |
| Brown 33-yard field goal | 2 | 0:44 | 9 | 42 | 2:49 | * Touchdown scored on play | | | |
| Brown 22-yard field goal | 3 | 5:24 | 14 | 71 | 6:14 | | | | |
| Metayer 23-yard pass from Jones | 3 | 0:59 | 5 | 75 | 1:54 | | | | |
| Smith 31-yard pass from Jones | 4 | 0:26 | 8 | 80 | 1:10 | | | | |
| OCT. 14 IOWA STATE | | | | | | | | | |
| SCORING PLAY | QTR | CLOCK | PLAYS | YDS | TIME | | | | |
| Metayer 20-yard pass from Jones | 1 | 0:42 | 10 | 75 | 4:49 | | | | |
| Brown 36-yard field goal | 3 | 4:03 | 14 | 56 | 6:42 | | | | |
| OCT. 21 BAYLOR | | | | | | | | | |
| SCORING PLAY | QTR | CLOCK | PLAYS | YDS | TIME | | | | |
| OCT. 28 OKLAHOMA STATE | | | | | | | | | |
| SCORING PLAY | QTR | CLOCK | PLAYS | YDS | TIME | | | | |
| NOV. 4 UCF | | | | | | | | | |
| SCORING PLAY | QTR | CLOCK | PLAYS | YDS | TIME | | | | |
| NOV. 11 HOUSTON | | | | | | | | | |
| SCORING PLAY | QTR | CLOCK | PLAYS | YDS | TIME | | | | |
| NOV. 18 WEST VIRGINIA | | | | | | | | | |
| SCORING PLAY | QTR | CLOCK | PLAYS | YDS | TIME | | | | |
| NOV. 25 KANSAS | | | | | | | | | |
| SCORING PLAY | QTR | CLOCK | PLAYS | YDS | TIME | | | | |

MILESTONE GAMES / LONGEST PLAYS ALL-TIME

CURRENT PLAYERS SUPERLATIVES

300 YARDS PASSING

| YDS | NAME | OPPONENT | DATE |
|------------|--------------------|------------|---------------|
| 464 | Emory Jones* | Samford | 11/13/21 |
| 345 | Emory Jones | EKU | 9/2/23 |

*While at Florida

100 YARDS RUSHING

| YDS | NAME | OPPONENT | DATE |
|------------|------------------------|----------------------|----------------|
| 153 | Corey Kiner | at Pittsburgh | 9/10/23 |
| 144 | Emory Jones* | Tennessee | 9/25/21 |
| 106 | Corey Kiner | at Tulsa | 10/1/23 |
| 105 | Corey Kiner | EKU | 9/2/23 |
| 104 | Myles Montgomery | Kennesaw State | 9/10/22 |
| 104 | Ryan Montgomery | Miami (OH) | 9/17/23 |
| 101 | Emory Jones | Miami (OH) | 9/17/23 |

*While at Florida

100 YARDS RECEIVING

| YDS | NAME | OPPONENT | DATE |
|------------|--------------------------|-------------------|----------------|
| 149 | Xzavier Henderson | EKU | 9/2/23 |
| 140 | Xzavier Henderson | Miami (OH) | 9/17/23 |
| 110 | Xzavier Henderson* | vs. Georgia | 10/29/22 |

*While at Florida

LONGEST PLAYS

ALL PLAYS

| | | | |
|-----|----------|---|-------|
| 1. | 100 (KR) | Jadon Thompson vs. ECU (TD)..... | 2022 |
| | 100 (KR) | Darrin Williams vs. SEMO (TD)..... | 2009 |
| | 100 (KR) | Mardy Gilyard at West Virginia (TD)..... | 2008 |
| | 100 (KR) | Walter Heuck vs. Denison (TD)..... | 1910 |
| 5. | 99 (KR) | Tre Tucker at Indiana (TD)..... | 2021 |
| | 99 (KR) | Mardy Gilyard at Pittsburgh (TD)..... | 2009 |
| | 99 (KR) | Keith Jenkins vs. Houston (TD)..... | 1975 |
| 8. | 98 (PR) | Errol Prisby vs. North Texas State (TD)..... | 1963 |
| | 96 (I) | Bob Del Rosa vs. Oklahoma State (TD)..... | 19589 |
| 10. | 95 (P) | Greg Cook to Tom Rossley vs. Louisville (TD)..... | 1968 |
| 11. | 92 (FdB) | DeJuan Gossett vs. Tulane (TD)..... | 1998 |
| 12. | 91 (R) | Desmond Ridder at SMU (TD)..... | 2020 |
| | 91 (P) | Eric Vibberts to James Scott vs. ECU (TD)..... | 1994 |
| | 91 (R) | Joe Miller vs. Xavier (TD)..... | 1953 |

RUSHING

| | | | |
|----|----|--|------|
| 1. | 91 | Desmond Ridder @ SMU (TD)..... | 2020 |
| | 91 | Joe Miller vs. Xavier (TD)..... | 1953 |
| 2. | 84 | Hosey Williams vs. UConn..... | 2015 |
| 3. | 81 | Michael Warren II (TD) vs. Tulane..... | 2018 |
| | 80 | Isaiah Pead vs. Miami (OH) (TD)..... | 2010 |
| | 80 | Allen Harvin vs. Miami (OH)..... | 1982 |
| | 80 | Art Bailey vs. Southern Miss (TD)..... | 1977 |
| | 80 | Bill Bailey vs. Kansas State (TD)..... | 1965 |
| | 80 | Dick Goist vs. William & Mary (TD)..... | 1953 |
| 8. | 79 | Jerome Ford vs. Houston (TD)..... | 2021 |
| | 79 | Jerome Ford vs. UCF (TD)..... | 2021 |
| | 79 | Kahlil Lewis at Purdue..... | 2016 |
| | 79 | Richard Hall vs. Miami (OH)..... | 2004 |
| | 79 | Reggie Harrison vs. Louisville (TD)..... | 1972 |

PASSING

| | | | |
|-----|----|--|------|
| 1. | 95 | Greg Cook to Tom Rossley vs. Louisville (TD)..... | 1968 |
| 2. | 91 | Eric Vibberts to James Scott vs. ECU (TD)..... | 1994 |
| 3. | 88 | Gunner Kiel to Mekale McKay vs. Temple (TD)..... | 2015 |
| 4. | 83 | Gunner Kiel to Chris Moore at Ohio State (TD)..... | 2014 |
| | 83 | Brendon Kay to Travis Kelce vs. Duke (TD)..... | 2012 |
| | 83 | Nick Davila to Brent Celek vs. Rutgers (TD)..... | 2006 |
| 7. | 82 | Hayden Moore to Devin Gray at Tulsa (TD)..... | 2016 |
| | 82 | Eric Vibberts to Robert Tate vs. Kansas (TD)..... | 1995 |
| | 82 | Brig Owens to Errol Prisby vs. Dayton (TD)..... | 1964 |
| 10. | 81 | Desmond Ridder to Tyler Scott vs. Miami (OH) (TD)..... | 2021 |
| | 81 | Zach Collaros to Armon Binns at Syracuse (TD)..... | 2009 |

FIELD GOALS

| | | | |
|-----|-----------|--|-------------|
| 1. | 58 | Jon Bacon vs. Miami (OH)..... | 1994 |
| 2. | 55 | Jake Rogers vs. Oregon State..... | 2007 |
| 3. | 54 | Carter Brown vs. Oklahoma | 2023 |
| | 54 | Jake Rogers at Connecticut..... | 2008 |
| | 54 | Dan Shepherd vs. Tulsa..... | 1975 |
| 6. | 53 | Jake Rogers at Hawai'i..... | 2008 |
| | 53 | Sal Casola vs. Memphis..... | 1973 |
| 8. | 52 | Ryan Coe at SMU..... | 2022 |
| | 52 | Alex Bales vs. Navy..... | 2021 |
| 10. | 51 | Andrew Gantz vs. Miami (Fla.)..... | 2015 |
| | 51 | Steve Schultz vs. Miami (OH)..... | 1976 |
| 12. | 50 | Cole Smith vs. Tulsa..... | 2019 |
| | 50 | Andrew Gantz at East Carolina..... | 2015 |
| | 50 | Jake Rogers vs. Rutgers..... | 2008 |
| | 50 | Eric Richards vs. Southern Miss..... | 1997 |
| | 50 | Phil Insalaco vs. Miami (OH)..... | 1988 |

KICKOFF RETURN

| | | | |
|----|-----|--|------|
| 1. | 100 | Jadon Thompson vs. ECU (TD)..... | 2022 |
| | 100 | Darrin Williams vs. SEMO (TD)..... | 2009 |
| | 100 | Mardy Gilyard at West Virginia (TD)..... | 2008 |
| | 100 | Walter Heuck vs. Denison (TD)..... | 1910 |
| 3. | 99 | Tre Tucker vs. Indiana (TD)..... | 2021 |
| | 99 | Mardy Gilyard at Pittsburgh (TD)..... | 2009 |
| | 99 | Keith Jenkins vs. Houston (TD)..... | 1975 |

PUNT RETURN

| | | | |
|----|----|--|------|
| 1. | 98 | Errol Prisby vs. North Texas State (TD)..... | 1963 |
| 2. | 85 | Dom Del Bene vs. Hardin-Simmons (TD)..... | 1951 |
| 3. | 84 | Joe Morrison vs. Marquette (TD)..... | 1956 |
| 4. | 78 | Tinker Keck vs. Louisville (TD)..... | 1997 |
| | 78 | Tony Jackson vs. Dayton (TD)..... | 1967 |

PUNTS

| | | | |
|----|-----------|--|-------------|
| 1. | 84 | Mason Fletcher at SMU | 2022 |
| 2. | 78 | Mike Connell vs. Louisiana-Lafayette..... | 1976 |
| 3. | 76 | Pat O'Donnell vs. NC State..... | 2011 |
| 4. | 75 | Clem Fennell at Louisville..... | 1971 |
| 5. | 72 | James Smith at Temple..... | 2018 |
| | 72 | Doug Johnson vs. Memphis..... | 1997 |
| 7. | 69 | Adam Wulfeck at Army..... | 2001 |
| 8. | 68 | Jeff Blaylock at Tulsa..... | 1993 |
| 9. | 67 | Mason Fletcher vs. Miami (Ohio) | 2022 |
| | 67 | Shaun Burdick vs. Virginia Tech..... | 1985 |
| | 67 | Dave Ritchie at Houston..... | 1959 |

INTERCEPTION RETURN

| | | | |
|-----|----|---|------|
| 1. | 96 | Bob Del Rosa vs. Oklahoma State (TD)..... | 1958 |
| 2. | 88 | Joe Morrison vs. Dayton (TD)..... | 1956 |
| 3. | 87 | Joe Morrison vs. Wichita State (TD)..... | 1956 |
| 4. | 84 | DeAngelo Smith vs. Rutgers (TD)..... | 2006 |
| 5. | 83 | Shawn Ferguson vs. Memphis (TD)..... | 1998 |
| | 83 | Art Sheffield vs. Indiana State (TD)..... | 1988 |
| 7. | 80 | Gene Gibson vs. Mississippi State (TD)..... | 1949 |
| 8. | 79 | Mike Mickens vs. South Florida (TD)..... | 2007 |
| 9. | 78 | Barry Maroney vs. Dayton (TD)..... | 1956 |
| 10. | 77 | Greg Butler vs. Villanova (TD)..... | 1972 |

FUMBLE RETURN

| | | | |
|-----|----|--|------|
| 1. | 92 | DeJuan Gossett vs. Tulane (TD)..... | 1998 |
| 2. | 82 | Ivan Fields @ Memphis (TD)..... | 2000 |
| 3. | 76 | Deven Drane vs. Fordham (TD)..... | 2012 |
| 4. | 75 | John Viltro vs. Richmond (TD)..... | 1975 |
| 5. | 54 | Maalik Bomar vs. Akron (TD)..... | 2011 |
| 6. | 53 | Grant Coleman vs. Houston..... | 2016 |
| 7. | 43 | Fran Callicott vs. North Texas (TD)..... | 2002 |
| 8. | 39 | Kevin McCullough vs. USF (TD)..... | 2006 |
| 9. | 39 | Antwan Peek @ Temple..... | 2002 |
| 10. | 32 | Jim O'Connell @ Ohio (TD)..... | 1977 |

OFFENSIVE RECORDS - RUSHING

RUSHING

GAME RECORDS

Rushing Attempts

| | | | |
|----|----|------------------------------------|------|
| 1. | 45 | Steve Cowan vs. Ohio..... | 1970 |
| 2. | 41 | DeMarco McCleskey vs. ECU..... | 1998 |
| 3. | 39 | Lloyd Pate vs. Wichita State..... | 1967 |
| 4. | 37 | Robert Cooper vs. Miami (OH)..... | 1999 |
| 5. | 36 | Robert Cooper vs. Memphis..... | 1999 |
| | 36 | Daryl Royal vs. Miami (OH)..... | 1996 |
| | 36 | Reggie Taylor vs. Miami (OH)..... | 1986 |
| | 36 | David Small vs. Toledo..... | 1993 |
| 9. | 35 | Reggie Harrison at Ohio..... | 1973 |
| | 35 | DeMarco McCleskey vs. Houston..... | 1998 |
| | 35 | Michael Warren II at UCLA..... | 2018 |

Rushing Yards

| | | | |
|-----|-----|---|------|
| 1. | 306 | Bob Hynes vs. Case Western Reserve..... | 1923 |
| 2. | 282 | Daryl Royal vs. Miami (OH)..... | 1996 |
| 3. | 267 | Clem Turner vs. Kansas State..... | 1966 |
| 4. | 266 | Steve Cowan vs. Ohio..... | 1970 |
| 5. | 259 | Reggie Taylor vs. Miami (OH)..... | 1986 |
| 6. | 238 | Richard Hall vs. Miami (OH)..... | 2004 |
| 7. | 234 | DeMarco McCleskey vs. ECU..... | 1998 |
| 8. | 233 | David Small vs. Kent State..... | 1992 |
| 9. | 219 | David Small vs. Middle Tennessee State..... | 1991 |
| 10. | 213 | Isaiah Pead vs. Rutgers..... | 2010 |

Rushing Touchdowns

| | | | |
|----|---|---|------|
| 1. | 6 | Ike Stewart vs. Transylvania..... | 1912 |
| | 6 | Bob Heuck vs. Transylvania..... | 1912 |
| 3. | 4 | six times, last by Jerome Ford vs. UCF..... | 2021 |
| | | and Isaiah Pead vs. Rutgers..... | 2010 |

Three Backs with 100+ Yards in a Game

| | | | |
|------|------------|---------------------|-----|
| 1970 | vs. Xavier | Albert Johnson..... | 130 |
| | | Dick James..... | 119 |
| | | Steve Cowan..... | 105 |

Two Backs with 100+ Yards in a Game

| | | | |
|------|------------------|-------------------------|-----|
| 2022 | vs. Miami (Ohio) | Ryan Montgomery..... | 104 |
| | | Emory Jones..... | 101 |
| 2018 | vs. ECU | Charles McClelland..... | 114 |
| | | Tavion Thomas..... | 106 |
| | vs. AAMU | Tavion Thomas..... | 141 |
| | | Charles McClelland..... | 121 |
| 2015 | vs. UConn | Hosey Williams..... | 140 |
| | | Mike Boone..... | 117 |
| 2014 | at Tulane | Rod Moore..... | 124 |
| | | Mike Boone..... | 113 |
| 2003 | vs. ECU | Derrick Eddington..... | 138 |
| | | Richard Hall..... | 117 |
| 1991 | at Kent State | Vince Powell..... | 121 |
| | | David Small..... | 118 |
| 1991 | at Louisville | Vince Powell..... | 140 |
| | | David Small..... | 111 |
| 1985 | at Louisville | Reggie Taylor..... | 126 |
| | | Robert Williams..... | 100 |
| 1977 | vs. Tulsa | Gus Tucker..... | 143 |
| | | Bob Massong..... | 101 |
| 1966 | vs. Kansas State | Clem Turner..... | 267 |
| | | Tony Jackson..... | 118 |
| 1964 | vs. Tulsa | Brig Owens..... | 163 |
| | | Al Nelson..... | 106 |

RUSHING

SEASON RECORDS

Rushing Attempts

| | | | |
|-----|-----|------------------------|------|
| 1. | 315 | DeMarco McCleskey..... | 2002 |
| 2. | 264 | Reggie Taylor..... | 1985 |
| 3. | 261 | Michael Warren II..... | 2019 |
| 4. | 256 | Reggie Taylor..... | 1986 |
| 5. | 246 | James Bettis..... | 1981 |
| 6. | 244 | Michael Warren II..... | 2018 |
| 7. | 243 | George Winn..... | 2012 |
| 8. | 239 | Steve Cowan..... | 1970 |
| 9. | 237 | Isaiah Pead..... | 2011 |
| 10. | 233 | Allen Harvin..... | 1978 |

Rushing Yards

| | | | |
|-----|-------|------------------------|------|
| 1. | 1,361 | DeMarco McCleskey..... | 2002 |
| 2. | 1,334 | George Winn..... | 2012 |
| 3. | 1,329 | Michael Warren II..... | 2018 |
| 4. | 1,325 | Reggie Taylor..... | 1986 |
| 5. | 1,319 | Jerome Ford..... | 2021 |
| 6. | 1,283 | Allen Harvin..... | 1978 |
| 7. | 1,265 | Michael Warren II..... | 2019 |
| 8. | 1,259 | Isaiah Pead..... | 2011 |
| 9. | 1,245 | Robert Cooper..... | 1999 |
| 10. | 1,226 | James Bettis..... | 1981 |

Rushing Average (Minimum 50 Attempts)

| | | | |
|-----|------|-------------------------|------|
| 1. | 8.77 | Dick Goist..... | 1953 |
| 2. | 7.70 | Charles McClelland..... | 2018 |
| 3. | 7.62 | Joe Miller..... | 1953 |
| 4. | 7.54 | Jim Niemann..... | 1954 |
| 5. | 7.20 | Mike Boone..... | 2015 |
| 6. | 7.05 | Roger Stephens..... | 1947 |
| 7. | 6.70 | Isaiah Pead..... | 2010 |
| 8. | 6.60 | Isaiah Pead..... | 2010 |
| 9. | 6.40 | Mike Boone..... | 2014 |
| 10. | 6.34 | Dolph Banks..... | 1965 |

Rushing Touchdowns

| | | | |
|----|----|---|------|
| 1. | 19 | Jerome Ford..... | 2021 |
| | 19 | Michael Warren II..... | 2018 |
| 3. | 17 | David Small..... | 1993 |
| 4. | 15 | DeMarco McCleskey..... | 2002 |
| 5. | 14 | Michael Warren II..... | 2019 |
| 6. | 13 | George Winn..... | 2012 |
| | 13 | Al Nelson..... | 1964 |
| 8. | 12 | Isaiah Pead..... | 2011 |
| 9. | 11 | six times, last by DeMarco McCleskey..... | 1998 |

100-Yard Games

| | | | |
|----|---|---------------------------------------|-------------|
| 1. | 8 | Reggie Taylor..... | 1986 |
| 2. | 7 | Michael Warren II..... | 2018 / 2019 |
| | 7 | James Bettis..... | 1981 |
| | 7 | Allen Harvin..... | 1978 |
| 4. | 6 | seven times, last by George Winn..... | 2012 |

Consecutive 100-Yard Games

| | | | |
|----|---|---|------|
| 1. | 5 | Allen Harvin..... | 1978 |
| | 5 | James Bettis..... | 1980 |
| | 5 | Reggie Taylor..... | 1986 |
| | 5 | David Small..... | 1993 |
| 5. | 4 | six times, last by Michael Warren II..... | 2018 |

RUSHING

CAREER RECORDS

Rushing Attempts

| | | | |
|-----|-----|------------------------|---------------|
| 1. | 876 | Reggie Taylor..... | 1983-86 |
| 2. | 777 | DeMarco McCleskey..... | 1998, 2000-02 |
| 3. | 630 | David Small..... | 1991-93 |
| 4. | 593 | Allen Harvin..... | 1978-82 |
| 5. | 561 | Robert Cooper..... | 1996-99 |
| 6. | 559 | Michael Warren II..... | 2017-19 |
| 7. | 545 | Isaiah Pead..... | 2008-11 |
| 8. | 533 | James Bettis..... | 1978-81 |
| 9. | 502 | Desmond Ridder..... | 2018-21 |
| 10. | 495 | Al Johnson..... | 1969-71 |

Rushing Yards

| | | | |
|-----|-------|------------------------|---------------|
| 1. | 4,242 | Reggie Taylor..... | 1983-86 |
| 2. | 3,487 | DeMarco McCleskey..... | 1998, 2000-02 |
| 3. | 3,288 | Isaiah Pead..... | 2008-11 |
| 4. | 2,998 | Allen Harvin..... | 1978-82 |
| 5. | 2,963 | David Small..... | 1991-93 |
| 6. | 2,918 | Michael Warren II..... | 2017-19 |
| 7. | 2,786 | Robert Cooper..... | 1996-99 |
| 8. | 2,498 | James Bettis..... | 1978-81 |
| 9. | 2,250 | Mike Boone..... | 2014-17 |
| 10. | 2,223 | Al McKinney..... | 1985-88 |

Rushing Average (Min. 150 Attempts)

| | | | |
|-----|------|-------------------------|---------|
| 1. | 6.65 | Roger Stephens..... | 1946-48 |
| 2. | 6.28 | Jerome Ford..... | 2020-21 |
| 3. | 6.12 | Charles McClelland..... | 2018-22 |
| 4. | 6.07 | Dom Del Bene..... | 1951-53 |
| 5. | 6.00 | Isaiah Pead..... | 2008-11 |
| 6. | 5.72 | Joe Miller..... | 1953-55 |
| 7. | 5.60 | Gerrid Doaks..... | 2016- |
| 8. | 5.52 | Bill Bailey..... | 1963-65 |
| 9. | 5.40 | Mike Boone..... | 2014-17 |
| 10. | 5.33 | George Winn..... | 2009-12 |

Rushing Touchdowns

| | | | |
|-----|----|------------------------|---------------|
| 1. | 37 | DeMarco McCleskey..... | 1998, 2000-02 |
| 2. | 34 | Michael Warren II..... | 2017-19 |
| 3. | 31 | David Small..... | 1991-93 |
| 4. | 28 | Desmond Ridder..... | 2018-21 |
| 5. | 27 | Jerome Ford..... | 2020-21 |
| 6. | 27 | Isaiah Pead..... | 2008-11 |
| 7. | 25 | Reggie Harrison..... | 1971-73 |
| 8. | 24 | Mike Boone..... | 2014-17 |
| | 24 | Reggie Taylor..... | 1983-86 |
| 10. | 22 | Bob Heuck..... | 1910-12 |

300-Yard Games

| | | | |
|----|---|----------------|------|
| 1. | 1 | Bob Hynes..... | 1923 |
|----|---|----------------|------|

200-Yard Games

| | | | |
|----|---|--|---------|
| 1. | 4 | David Small..... | 1991-93 |
| 2. | 2 | Robert Cooper..... | 1999 |
| 3. | 1 | 10 tied, last by Mike Boone (212)..... | 2014 |

100-Yard Games

| | | | |
|----|----|------------------------|---------------|
| 1. | 21 | Reggie Taylor..... | 1983-86 |
| 2. | 14 | Michael Warren II..... | 2017-19 |
| | 14 | DeMarco McCleskey..... | 1998, 2000-02 |
| | 14 | David Small..... | 1991-93 |
| 5. | 13 | James Bettis..... | 1978-81 |
| 6. | 12 | Allen Harvin..... | 1978-82 |
| 7. | 11 | Isaiah Pead..... | 2008-11 |
| 8. | 9 | Robert Cooper..... | 1996-99 |
| | 9 | Al McKinney..... | 1985-88 |

OFFENSIVE RECORDS - PASSING

PASSING
GAME RECORDS

Passing Attempts

| | | | |
|----|----|-----------------------------------|------|
| 1. | 59 | Deontey Kenner vs. Southern Miss. | 1999 |
| 2. | 57 | Gunner Kiel at Miami (Fla.) | 2014 |
| 3. | 56 | Hayden Moore at UConn | 2016 |
| | 56 | Greg Cook vs. Ohio | 1968 |
| 5. | 53 | Hayden Moore at Memphis | 2015 |
| | 53 | Zach Collaros vs. USF | 2010 |

Passing Completions

| | | | |
|----|----|-----------------------------------|------|
| 1. | 35 | Deontey Kenner vs. Southern Miss. | 1999 |
| | 35 | Greg Cook vs. Ohio | 1968 |
| 3. | 33 | Desmond Ridder at SMU | 2018 |
| 4. | 32 | Tony Pike vs. Illinois | 2009 |
| 5. | 31 | Desmond Ridder at USF | 2021 |
| | 31 | Hayden Moore at Memphis | 2015 |
| | 31 | Gunner Kiel at Miami (Fla.) | 2014 |
| | 31 | Gino Guidugli vs. Army | 2001 |
| | 31 | Greg Cook vs. Miami (OH) | 1968 |

Passing Yards

| | | | |
|-----|-----|-----------------------------------|------|
| 1. | 557 | Hayden Moore at Memphis | 2015 |
| 2. | 554 | Greg Cook vs. Ohio | 1968 |
| 3. | 523 | Gunner Kiel at Houston | 2015 |
| 4. | 480 | Zach Collaros vs. Connecticut | 2009 |
| 5. | 463 | Zach Collaros vs. USF | 2010 |
| 6. | 436 | Gunner Kiel vs. ECU | 2014 |
| 7. | 431 | Ben Mauk vs. Syracuse | 2007 |
| 8. | 427 | Gunner Kiel vs. Temple | 2015 |
| | 418 | Gunner Kiel vs. Toledo | 2014 |
| 10. | 407 | Deontey Kenner vs. Southern Miss. | 1999 |
| | 407 | Greg Cook vs. Miami (OH) | 1968 |

Passing Touchdowns

| | | | |
|----|---|---|------|
| 1. | 6 | Gunner Kiel vs. Toledo | 2014 |
| | 6 | Tony Pike vs. Illinois | 2009 |
| 3. | 5 | Emory Jones vs. ECU | 2023 |
| | 5 | Gunner Kiel vs. UCF | 2015 |
| | 5 | Zach Collaros at Louisville | 2010 |
| | 5 | Gino Guidugli vs. Southern Miss. | 2004 |
| 7. | 4 | 25 times, last by Desmond Ridder vs. Miami (OH) | 2021 |

Pass Interceptions

| | | | |
|----|---|---------------------------|------|
| 1. | 6 | Mike Shoemaker vs. Xavier | 1972 |
|----|---|---------------------------|------|

PASSING
SEASON RECORDS

Passing Attempts

| | | | |
|-----|-----|----------------|------|
| 1. | 472 | Gino Guidugli | 2002 |
| 2. | 425 | Gino Guidugli | 2003 |
| 3. | 411 | Greg Cook | 1968 |
| 4. | 390 | Gunner Kiel | 2014 |
| 5. | 386 | Ben Mauk | 2007 |
| 6. | 383 | Zach Collaros | 2010 |
| 7. | 379 | Deontey Kenner | 1999 |
| 8. | 369 | Danny McCoin | 1986 |
| 9. | 360 | Brendon Kay | 2013 |
| 10. | 350 | Troy Bodine | 1984 |

Passing Completions

| | | | |
|-----|-----|----------------|------|
| 1. | 258 | Gino Guidugli | 2002 |
| 2. | 251 | Desmond Ridder | 2021 |
| 3. | 247 | Brendon Kay | 2013 |
| 4. | 237 | Danny McCoin | 1986 |
| 5. | 235 | Ben Mauk | 2007 |
| 6. | 233 | Gunner Kiel | 2014 |
| 7. | 227 | Gino Guidugli | 2003 |
| 8. | 225 | Zach Collaros | 2010 |
| 9. | 219 | Greg Cook | 1968 |
| 10. | 213 | Ben Bryant | 2022 |

PASSING
SEASON RECORDS (CONT.)

Passing Yards

| | | | |
|-----|-------|----------------|------|
| 1. | 3,543 | Gino Guidugli | 2002 |
| 2. | 3,334 | Desmond Ridder | 2021 |
| 3. | 3,272 | Greg Cook | 1968 |
| 4. | 3,254 | Gunner Kiel | 2014 |
| 5. | 3,121 | Brendon Kay | 2013 |
| | 3,121 | Ben Mauk | 2007 |
| 7. | 2,902 | Zach Collaros | 2010 |
| 8. | 2,831 | Danny McCoin | 1986 |
| 9. | 2,777 | Gunner Kiel | 2015 |
| 10. | 2,731 | Ben Bryant | 2022 |

Passing Completion Percentage (Min. 100 Att.)

| | | | |
|-----|------|-----------------------------------|------|
| 1. | .750 | Zach Collaros | 2009 |
| 2. | .686 | Brendon Kay | 2013 |
| 3. | .652 | Gunner Kiel | 2015 |
| 4. | .649 | Desmond Ridder | 2021 |
| 5. | .642 | Danny McCoin | 1986 |
| 6. | .630 | Brendon Kay | 2012 |
| 7. | .626 | Eric Vibberts | 1994 |
| 8. | .624 | Desmond Ridder | 2018 |
| 9. | .624 | Tony Pike | 2009 |
| 10. | .614 | Gino Guidugli | 2004 |
| | .614 | Tony Pike | 2008 |
| -- | .610 | Emory Jones (current, 114-of-187) | 2023 |

Passing Yards per Completion (Min. 50 Completions)

| | | | |
|-----|-------|----------------|------|
| 1. | 18.74 | Albert Johnson | 1969 |
| 2. | 16.22 | Gene Rossi | 1951 |
| 3. | 15.59 | Gene Rossi | 1952 |
| 4. | 15.42 | Zach Collaros | 2009 |
| 5. | 15.07 | Greg Cook | 1967 |
| 6. | 14.98 | Mike Murphy | 1954 |
| 7. | 14.97 | Tom O'Malley | 1949 |
| 8. | 14.94 | Greg Cook | 1968 |
| 9. | 14.92 | Brendon Kay | 2012 |
| 10. | 14.71 | Gene Rossi | 1950 |

Passing Efficiency (Min. 100 Attempts)

| | | | |
|-----|--------|----------------|------|
| 1. | 195.53 | Zach Collaros | 2009 |
| 2. | 163.07 | Brendon Kay | 2012 |
| 3. | 158.70 | Desmond Ridder | 2021 |
| 4. | 155.50 | Brendon Kay | 2013 |
| 5. | 151.89 | Gunner Kiel | 2015 |
| 6. | 151.85 | Nick Davila | 2006 |
| 7. | 150.64 | Ben Mauk | 2007 |
| 8. | 149.82 | Tony Pike | 2009 |
| 9. | 149.74 | Gene Rossi | 1952 |
| 10. | 149.39 | Gunner Kiel | 2014 |

Passing Touchdowns

| | | | |
|-----|----|----------------|------|
| 1. | 31 | Gunner Kiel | 2014 |
| | 31 | Ben Mauk | 2007 |
| 3. | 30 | Desmond Ridder | 2021 |
| 4. | 29 | Tony Pike | 2009 |
| 5. | 26 | Zach Collaros | 2010 |
| | 26 | Gino Guidugli | 2004 |
| 7. | 25 | Greg Cook | 1968 |
| 8. | 22 | Brendon Kay | 2013 |
| | 22 | Gino Guidugli | 2002 |
| 10. | 21 | Ben Bryant | 2022 |

Pass Interceptions

| | | | |
|----|----|---------------|------|
| 1. | 21 | Gino Guidugli | 2002 |
| 2. | 20 | Troy Bodine | 1984 |
| 3. | 19 | Eric Vibberts | 1995 |
| 4. | 17 | Greg Cook | 1968 |
| 5. | 16 | Lance Harp | 1992 |

PASSING
SEASON RECORDS (CONT.)

Passing Touchdown-Interception Margin

| | | | |
|----|-----|----------------|------|
| 1. | +23 | Tony Pike | 2009 |
| 2. | +22 | Desmond Ridder | 2021 |
| | +22 | Ben Mauk | 2007 |
| 4. | +18 | Gunner Kiel | 2014 |
| | +18 | Gino Guidugli | 2004 |

PASSING
CAREER RECORDS

Passing Attempts

| | | | |
|-----|-------|----------------|-----------|
| 1. | 1,556 | Gino Guidugli | 2001-04 |
| 2. | 1,304 | Desmond Ridder | 2018-21 |
| 3. | 954 | Hayden Moore | 2015-18 |
| 4. | 922 | Deontey Kenner | 1997-2000 |
| 5. | 899 | Danny McCoin | 1984-87 |
| 6. | 833 | Gunner Kiel | 2014-16 |
| 7. | 788 | Lance Harp | 1991-93 |
| 8. | 783 | Zach Collaros | 2008-11 |
| 9. | 682 | Tony Pike | 2007-09 |
| 10. | 658 | Danny Barrett | 1980-82 |

Passing Completions

| | | | |
|-----|-----|----------------|-----------|
| 1. | 880 | Gino Guidugli | 2001-04 |
| 2. | 810 | Desmond Ridder | 2018-21 |
| 3. | 545 | Hayden Moore | 2015-18 |
| 4. | 544 | Danny McCoin | 1984-87 |
| 5. | 505 | Gunner Kiel | 2014-16 |
| 6. | 498 | Deontey Kenner | 1997-2000 |
| 7. | 485 | Zach Collaros | 2008-11 |
| 8. | 421 | Tony Pike | 2007-09 |
| 9. | 397 | Lance Harp | 1991-93 |
| 10. | 388 | Dustin Grutza | 2005-08 |

Completion Percentage (Min. 200 Att.)

| | | | |
|-----|------|----------------|---------------|
| 1. | .654 | Brendon Kay | 2009-13 |
| 2. | .624 | Zach Collaros | 2008-10 |
| 3. | .621 | Desmond Ridder | 2018-21 |
| 4. | .617 | Tony Pike | 2007-09 |
| 5. | .615 | Ben Bryant | 2018-20, 2022 |
| 6. | .609 | Ben Mauk | 2007 |
| 7. | .606 | Gunner Kiel | 2014-16 |
| 8. | .605 | Danny McCoin | 1984-87 |
| 9. | .601 | Dustin Grutza | 2005-08 |
| 10. | .571 | Hayden Moore | 2015-18 |

Passing Yards

| | | | |
|-----|--------|----------------|-----------|
| 1. | 11,453 | Gino Guidugli | 2001-04 |
| 2. | 10,239 | Desmond Ridder | 2018-21 |
| 3. | 6,835 | Gunner Kiel | 2014-16 |
| 4. | 6,801 | Danny McCoin | 1984-87 |
| 5. | 6,518 | Hayden Moore | 2015-18 |
| 6. | 6,278 | Zach Collaros | 2008-11 |
| | 6,278 | Deontey Kenner | 1997-2000 |
| 8. | 5,018 | Tony Pike | 2007-09 |
| 9. | 4,906 | Greg Cook | 1966-68 |
| 10. | 4,803 | Lance Harp | 1991-93 |

Passing Yards Per Completion (Min. 100 Comp.)

| | | | |
|-----|-------|-----------------|---------|
| 1. | 16.18 | Mike Murphy | 1953-55 |
| 2. | 15.86 | Albert Johnson | 1969-71 |
| 3. | 15.58 | Gene Rossi | 1949-52 |
| 4. | 14.78 | Greg Cook | 1966-68 |
| 5. | 14.38 | Tom O'Malley | 1947-49 |
| 6. | 14.33 | Brig Owens | 1963-64 |
| 7. | 13.84 | Tony Kapetanias | 1977-79 |
| 8. | 13.82 | Chad Plummer | 1995-98 |
| 9. | 13.59 | Zach Collaros | 2008-10 |
| 10. | 13.53 | Gunner Kiel | 2014-16 |

OFFENSIVE RECORDS - PASSING & RECEIVING

PASSING CAREER RECORDS (CONT.)

Touchdown Passes

| | | | |
|-----|----|----------------|---------|
| 1. | 87 | Desmond Ridder | 2018-21 |
| 2. | 78 | Gino Guidugli | 2001-04 |
| 3. | 56 | Gunner Kiel | 2014-16 |
| 4. | 51 | Zach Collaros | 2008-10 |
| 5. | 49 | Tony Pike | 2007-09 |
| 6. | 42 | Hayden Moore | 2015-18 |
| 7. | 39 | Danny McCain | 1984-87 |
| 8. | 37 | Gene Rossi | 1949-52 |
| 9. | 34 | Greg Cook | 1966-68 |
| 10. | 32 | Brendon Kay | 2009-13 |

Pass Interceptions

| | | | |
|----|----|----------------|-----------|
| 1. | 48 | Gino Guidugli | 2001-04 |
| 2. | 37 | Deontey Kenner | 1997-2000 |
| | 37 | Danny Barrett | 1979-82 |
| 4. | 35 | Greg Cook | 1966-68 |
| 5. | 34 | Gene Rossi | 1949-52 |
| | 34 | Tony Kapetanis | 1977-79 |
| 7. | 33 | Lance Harp | 1991-93 |
| 8. | 28 | Desmond Ridder | 2018-21 |
| | 28 | Hayden Moore | 2015-18 |
| | 28 | Troy Bodine | 1983-84 |
| | 28 | Henry Miller | 1973-76 |

Passing Touchdown-Interception Margin

| | | | |
|----|-----|----------------|---------|
| 1. | +59 | Desmond Ridder | 2018-21 |
| 2. | +30 | Gino Guidugli | 2001-04 |
| | +30 | Gunner Kiel | 2014-16 |
| 4. | +29 | Tony Pike | 2007-09 |
| 5. | +22 | Ben Mauk | 2007 |
| 6. | +20 | Zach Collaros | 2008-10 |

Consecutive 250+ Yard Passing Games

| | | | |
|----|---|-------------|------|
| 1. | 8 | Greg Cook | 1968 |
| 2. | 7 | Brendon Kay | 2013 |

RECEIVING GAME RECORDS

Receptions

| | | | |
|----|----|---|------|
| 1. | 15 | Shaq Washington at ECU | 2015 |
| 2. | 13 | Tom Rossley vs. Wichita State | 1968 |
| | 13 | Jon Olinger vs. Miami (OH) | 2002 |
| 4. | 12 | 8 times, last by Xzavier Henderson vs. Miami (OH) | 2023 |

Receiving Yards

| | | | |
|----|-----|----------------------------------|------|
| 1. | 254 | Tom Rossley vs. Louisville | 1968 |
| 2. | 240 | Jon Olinger vs. Miami (OH) | 2002 |
| 3. | 221 | Chris Moore at Ohio State | 2014 |
| | 212 | Jim O'Brien vs. Ohio | 1968 |
| 4. | 210 | Marcus Barnett vs. West Virginia | 2007 |
| 5. | 203 | Kahlil Lewis vs. ECU | 2018 |
| 6. | 196 | Jim O'Brien vs. Tampa | 1968 |

Receiving Touchdowns

| | | | |
|----|---|------------------------------------|------|
| 1. | 3 | Tyler Scott vs. Indiana | 2022 |
| | 3 | Kahlil Lewis vs. ECU | 2016 |
| | 3 | Chris Moore at Ohio State | 2014 |
| | 3 | Armon Binns at Louisville | 2010 |
| | 3 | Marcus Barnett vs. Syracuse | 2007 |
| | 3 | Hannibal Thomas vs. Southern Miss. | 2004 |
| | 3 | Jon Olinger at ECU | 2002 |
| | 3 | Deno Foster at Louisville | 1983 |
| | 3 | Jim O'Brien vs. Tampa | 1968 |

RECEIVING SEASON RECORDS

Receptions

| | | | |
|-----|----|------------------|-------|
| 1. | 90 | Shaq Washington | 2015 |
| 2. | 87 | Mardy Gilyard | 2009 |
| 3. | 84 | Dominick Goodman | 2008 |
| 4. | 81 | Mardy Gilyard | 2008 |
| 5. | 80 | Tom Rossley | 1968* |
| 6. | 75 | Armon Binns | 2010 |
| | 75 | Shaq Washington | 2013 |
| 8. | 73 | LaDaris Vann | 2001 |
| 9. | 71 | LaDaris Vann | 2002 |
| 10. | 68 | Dominick Goodman | 2007 |

*-10 game season

Receiving Yards

| | | | |
|----|-------|------------------|-------|
| 1. | 1,276 | Mardy Gilyard | 2008 |
| 2. | 1,191 | Mardy Gilyard | 2009 |
| 3. | 1,114 | Jon Olinger | 2002 |
| 4. | 1,107 | Jim O'Brien | 1968* |
| 5. | 1,101 | Armon Binns | 2010 |
| 6. | 1,072 | Tom Rossley | 1968* |
| 7. | 1,028 | Dominick Goodman | 2008 |
| | 1,028 | Hannibal Thomas | 2004 |
| 9. | 982 | Shaq Washington | 2015 |
| | 908 | Anthony McClung | 2013 |

*-10 game season

Yards Per Reception (Min. 20 Rec.)

| | | | |
|-----|-------|---------------|-------|
| 1. | 25.16 | Jim O'Brien | 1968* |
| 2. | 22.40 | Chris Moore | 2014 |
| 3. | 21.80 | Chris Moore | 2015 |
| 4. | 21.75 | Jason Stargel | 1985 |
| 5. | 21.25 | Jason Stargel | 1983 |
| 6. | 21.04 | Jim O'Brien | 1969 |
| 7. | 20.62 | Jon Olinger | 2002 |
| 8. | 19.67 | Aaron Hagans | 1979 |
| 9. | 19.48 | Anthony Ladd | 1996 |
| 10. | 19.46 | Robert Tate | 1995 |

*-10 game season

RECEIVING SEASON RECORDS (CONT.)

Touchdown Receptions

| | | | |
|----|----|-----------------|-------|
| 1. | 13 | Marcus Barnett | 2007 |
| 2. | 12 | Jim O'Brien | 1968* |
| 3. | 11 | Armon Binns | 2009 |
| | 11 | Mardy Gilyard | 2009 |
| | 11 | Mardy Gilyard | 2008 |
| 6. | 10 | Armon Binns | 2010 |
| 7. | 9 | Tyler Scott | 2022 |
| | 9 | Kahlil Lewis | 2018 |
| | 9 | Chris Moore | 2013 |
| | 9 | Hannibal Thomas | 2004 |
| | 9 | Jim Kelly | 1950 |

*-10 game season

RECEIVING CAREER RECORDS

Receptions

| | | | |
|-----|-----|------------------|---------------|
| 1. | 240 | Shaq Washington | 2010-15 |
| 2. | 204 | Mardy Gilyard | 2005; 2007-09 |
| | 204 | Dominick Goodman | 2005-08 |
| | 204 | LaDaris Vann | 1999-2002 |
| 5. | 168 | Kahlil Lewis | 2015-18 |
| 6. | 159 | D.J. Woods | 2008-11 |
| 7. | 138 | Armon Binns | 2007-10 |
| 8. | 135 | Tye Keith | 1999-2002 |
| 9. | 127 | Marcus Barnett | 2007-10 |
| 10. | 125 | Marlon Pearce | 1990-92 |

Receiving Yards

| | | | |
|-----|-------|------------------|---------------|
| 1. | 3,003 | Mardy Gilyard | 2005; 2007-09 |
| 2. | 2,563 | Shaq Washington | 2010-15 |
| 3. | 2,512 | Dominick Goodman | 2005-08 |
| 4. | 2,483 | LaDaris Vann | 1999-2002 |
| 5. | 2,301 | Chris Moore | 2012-15 |
| 6. | 2,285 | Jim O'Brien | 1967-69 |
| 7. | 2,156 | D.J. Woods | 2008-11 |
| 8. | 2,116 | Kahlil Lewis | 2018 |
| 9. | 2,096 | Marlon Pearce | 1990-92 |
| 10. | 2,088 | Jason Stargel | 1982-86 |

Yards Per Reception (Min. 50 Rec.)

| | | | |
|-----|------|---------------|-----------|
| 1. | 21.9 | Jim O'Brien | 1967-69 |
| 2. | 19.7 | Mekale McKay | 2013-15 |
| | 19.7 | Jason Stargel | 1982-86 |
| 4. | 19.3 | Chris Moore | 2012-15 |
| 5. | 18.7 | Jon Olinger | 1999-2002 |
| 6. | 18.4 | Glen Dillhoff | 1951-54 |
| 7. | 18.1 | Denny Jackson | 1968-69 |
| 8. | 17.5 | Alec Pierce | 2018-21 |
| 9. | 17.1 | Deno Foster | 1981-84 |
| 10. | 16.9 | Dick Jarvis | 1950-51 |

Touchdown Receptions

| | | | |
|----|----|------------------|---------------|
| 1. | 26 | Chris Moore | 2012-15 |
| 2. | 25 | Mardy Gilyard | 2005; 2007-09 |
| 3. | 22 | Dominick Goodman | 2005-08 |
| 4. | 21 | Kahlil Lewis | 2015-18 |
| | 21 | Armon Binns | 2007-10 |
| | 21 | Jim O'Brien | 1967-69 |

Consecutive Games With A Reception

| | | | |
|----|----|------------------|-----------|
| 1. | 46 | LaDaris Vann | 1999-2002 |
| 2. | 39 | Shaq Washington | 2010-15 |
| 3. | 33 | Jason Stargel | 1982-86 |
| 4. | 32 | Dominick Goodman | 2005-08 |
| 5. | 27 | Tye Keith | 2000-02 |
| | 26 | Jon Olinger | 2001-02 |

OFFENSIVE RECORDS - ALL-PURPOSE & SCORING

ALL-PURPOSE YARDS (Rushing, Receiving and Returns) GAME RECORDS

Game

| | | | |
|-----|-----|---|------|
| 1. | 381 | Mardy Gilyard at Pittsburgh..... | 2009 |
| 2. | 365 | Mardy Gilyard at Oklahoma..... | 2008 |
| 3. | 333 | Robert Tate at Kansas..... | 1995 |
| 4. | 316 | Robert Tate vs. Toledo..... | 1995 |
| 5. | 306 | Bob Hynes vs. Case-Western Reserve..... | 1923 |
| 6. | 303 | Mardy Gilyard vs. Connecticut..... | 2009 |
| 7. | 294 | Clem Turner vs. Kansas State..... | 1966 |
| 8. | 291 | D.J. Woods vs. Rutgers..... | 2010 |
| | 288 | Reggie Taylor vs. Miami (OH)..... | 1986 |
| 10. | 283 | D.J. Woods, vs. Oklahoma..... | 2010 |
| | 283 | LaDaris Vann at ECU..... | 1999 |

Season

| | | | |
|-----|-------|------------------------|------|
| 1. | 2,690 | Mardy Gilyard..... | 2009 |
| 2. | 2,280 | Mardy Gilyard..... | 2008 |
| 3. | 1,859 | D.J. Woods..... | 2010 |
| 4. | 1,729 | DeMarco McCleskey..... | 2002 |
| 5. | 1,685 | Robert Tate..... | 1995 |
| 6. | 1,652 | Isaiah Pead..... | 2011 |
| 7. | 1,643 | Reggie Taylor..... | 1986 |
| 8. | 1,572 | Roger Stephens..... | 1947 |
| 9. | 1,561 | Kahlil Lewis..... | 2018 |
| 10. | 1,539 | Jerome Ford..... | 2021 |

Career

| | | | |
|-----|-------|------------------------|---------------|
| 1. | 5,945 | Mardy Gilyard..... | 2005-09 |
| 2. | 5,322 | Reggie Taylor..... | 1983-86 |
| 3. | 4,113 | DeMarco McCleskey..... | 1998, 2000-02 |
| 4. | 4,104 | Isaiah Pead..... | 2008-11 |
| 5. | 4,036 | Al McKinney..... | 1985-88 |
| 6. | 3,799 | Michael Warren II..... | 2017-19 |
| 7. | 3,738 | Dominick Goodman..... | 2005-08 |
| 8. | 3,663 | Allen Harvin..... | 1978-82 |
| 9. | 3,542 | Robert Cooper..... | 1996-99 |
| 10. | 3,405 | DJ Woods..... | 2008-11 |

TOTAL OFFENSE (Passing and Rushing) GAME RECORDS

Total Plays

| | | | |
|----|----|--------------------------------------|------|
| 1. | 67 | Desmond Ridder at SMU..... | 2018 |
| 2. | 65 | Zach Collaros vs. Connecticut..... | 2010 |
| 3. | 64 | Ben Mauk vs. Southern Miss..... | 2007 |
| | 64 | Greg Cook vs. Ohio..... | 1968 |
| 5. | 63 | Zach Collaros vs. USF..... | 2010 |
| 6. | 62 | Deontey Kenner at Southern Miss..... | 1999 |
| 7. | 60 | Deontey Kenner at Ohio State..... | 1999 |
| 8. | 59 | Gino Guidugli vs. UAB..... | 2004 |
| 9. | 58 | Gino Guidugli vs. Ohio State..... | 2002 |
| | 58 | Deontey Kenner vs. Troy..... | 1999 |

Total Yards

| | | | |
|-----|-----|---|------|
| 1. | 564 | Hayden Moore at Memphis..... | 2015 |
| 2. | 555 | Zach Collaros vs. Connecticut..... | 2009 |
| 3. | 525 | Greg Cook vs. Ohio..... | 1968 |
| 4. | 490 | Zach Collaros vs. USF..... | 2010 |
| 5. | 436 | Ben Mauk vs. Syracuse..... | 2007 |
| 6. | 426 | Deontey Kenner at Southern Miss..... | 1999 |
| 7. | 410 | Zach Collaros at USF..... | 2011 |
| 8. | 412 | Bob Hynes vs. Case-Western Reserve..... | 1923 |
| 9. | 407 | Deontey Kenner at Ohio State..... | 1999 |
| 10. | 404 | Gino Guidugli vs. Louisville..... | 2003 |

ALL-PURPOSE YARDS (Rushing, Receiving and Returns) SEASON RECORDS

Total Plays

| | | | |
|-----|-----|---------------------|------|
| 1. | 541 | Gino Guidugli..... | 2002 |
| 2. | 507 | Greg Cook..... | 1968 |
| 3. | 504 | Zach Collaros..... | 2011 |
| 4. | 501 | Gino Guidugli..... | 2003 |
| 5. | 497 | Desmond Ridder..... | 2021 |
| 6. | 486 | Ben Mauk..... | 2007 |
| 7. | 469 | Desmond Ridder..... | 2019 |
| 8. | 460 | Desmond Ridder..... | 2018 |
| 9. | 453 | Gunner Kiel..... | 2014 |
| 10. | 439 | Danny McCain..... | 1986 |

Total Yards

| | | | |
|-----|-------|---------------------|------|
| 1. | 3,699 | Desmond Ridder..... | 2021 |
| 2. | 3,570 | Gino Guidugli..... | 2002 |
| 3. | 3,498 | Ben Mauk..... | 2008 |
| 4. | 3,396 | Gunner Kiel..... | 2014 |
| 5. | 3,210 | Greg Cook..... | 1968 |
| 6. | 3,104 | Zach Collaros..... | 2011 |
| 7. | 3,028 | Desmond Ridder..... | 2018 |
| 8. | 2,874 | Hayden Moore..... | 2017 |
| 9. | 2,870 | Gino Guidugli..... | 2003 |
| 10. | 2,814 | Desmond Ridder..... | 2019 |

ALL-PURPOSE YARDS (Rushing, Receiving and Returns) CAREER RECORDS

Total Plays

| | | | |
|-----|-------|---------------------|-----------|
| 1. | 1,806 | Desmond Ridder..... | 2018-21 |
| 2. | 1,791 | Gino Guidugli..... | 2001-04 |
| 3. | 1,179 | Hayden Moore..... | 2015-18 |
| 4. | 1,091 | Danny McCain..... | 1984-87 |
| 5. | 1,051 | Zach Collaros..... | 2008-11 |
| 6. | 1,035 | Deontey Kenner..... | 1997-2000 |
| 7. | 955 | Lance Harp..... | 1991-93 |
| 8. | 935 | Gunner Kiel..... | 2014-16 |
| 9. | 892 | Danny Barrett..... | 1979-82 |
| 10. | 869 | Dustin Grutza..... | 2005-08 |

Total Yards

| | | | |
|-----|--------|---------------------|-----------|
| 1. | 12,418 | Desmond Ridder..... | 2018-21 |
| 2. | 11,661 | Gino Guidugli..... | 2001-04 |
| 3. | 7,000 | Gunner Kiel..... | 2014-16 |
| 4. | 7,087 | Zach Collaros..... | 2008-11 |
| 5. | 7,021 | Hayden Moore..... | 2015-18 |
| 6. | 6,558 | Deontey Kenner..... | 1997-2000 |
| 7. | 6,210 | Danny McCain..... | 1984-87 |
| 8. | 5,018 | Tony Pike..... | 2007-09 |
| 9. | 4,909 | Lance Harp..... | 1991-93 |
| 10. | 4,760 | Greg Cook..... | 1965-68 |

TOUCHDOWNS GAME RECORDS

Touchdowns

| | | | |
|----|---|--|------|
| 1. | 8 | Ike Stewart vs. Transylvania..... | 1912 |
| 2. | 6 | Bob Heuck vs. Transylvania..... | 1912 |
| 3. | 5 | Isaiah Pead vs. Rutgers..... | 2010 |
| 4. | 4 | Jerome Ford vs. UCF..... | 2021 |
| | 4 | Michael Warren II vs. USF..... | 2018 |
| | 4 | DeMarco McCleskey at Arkansas State..... | 1998 |
| | 4 | DeMarco McCleskey vs. Houston..... | 1998 |
| | 4 | David Small vs. Houston..... | 1993 |
| | 4 | David Small vs. Kent State..... | 1993 |

TOUCHDOWNS SEASON RECORDS

Touchdowns

| | | | |
|----|----|------------------------|------|
| 1. | 20 | Jerome Ford..... | 2021 |
| | 20 | Michael Warren II..... | 2018 |
| 3. | 17 | DeMarco McCleskey..... | 2002 |
| | 17 | David Small..... | 1993 |
| 5. | 16 | Michael Warren II..... | 2019 |
| 6. | 15 | Isaiah Pead..... | 2011 |
| | 15 | Ed Kovac..... | 1959 |
| 8. | 14 | Marcus Barnett..... | 2007 |
| 9. | 13 | George Winn..... | 2012 |
| | 13 | Mardy Gilyard..... | 2009 |
| | 13 | Mardy Gilyard..... | 2008 |
| | 13 | Al Nelson..... | 1964 |

TOUCHDOWNS CAREER RECORDS

Touchdowns

| | | | |
|----|----|------------------------|---------------|
| 1. | 41 | DeMarco McCleskey..... | 1998, 2000-02 |
| 2. | 37 | Michael Warren II..... | 2017-19 |
| 3. | 33 | David Small..... | 1991-93 |
| 4. | 27 | Reggie Harrison..... | 1971-73 |
| 5. | 33 | Isaiah Pead..... | 2008-11 |
| 6. | 31 | Mardy Gilyard..... | 2005-09 |
| 7. | 28 | Desmond Ridder..... | 2018-21 |
| 8. | 27 | Jerome Ford..... | 2020-21 |
| 9. | 26 | Chris Moore..... | 2012-15 |
| | 26 | Reggie Taylor..... | 1983-86 |
| | 26 | Bob Heuck..... | 1910-12 |

POINTS GAME RECORDS

Total Points

| | | | |
|----|----|-----------------------------------|------|
| 1. | 51 | Ike Stewart vs. Transylvania..... | 1912 |
| 2. | 36 | Bob Heuck vs. Transylvania..... | 1912 |
| 3. | 25 | Jim O'Brien vs. Louisville..... | 1968 |

POINTS SEASON RECORDS

Total Points

| | | | |
|-----|-----|------------------------|------|
| 1. | 142 | Jim O'Brien..... | 1968 |
| 2. | 120 | Jerome Ford..... | 2021 |
| | 120 | Michael Warren II..... | 2018 |
| 4. | 112 | Andrew Gantz..... | 2015 |
| 5. | 104 | Jonathan Ruffin..... | 2000 |
| 6. | 102 | Tony Miliano..... | 2012 |
| | 102 | Jacob Rogers..... | 2009 |
| | 102 | DeMarco McCleskey..... | 2002 |
| | 102 | David Small..... | 1993 |
| 10. | 101 | Ryan Coe..... | 2022 |
| | 101 | Jonathan Ruffin..... | 2002 |

POINTS CAREER RECORDS

Total Points

| | | | |
|-----|-----|------------------------|---------------|
| 1. | 339 | Jacob Rogers..... | 2007-10 |
| 2. | 315 | Jonathan Ruffin..... | 1999-2002 |
| 3. | 248 | DeMarco McCleskey..... | 1998, 2000-02 |
| 4. | 247 | Jim O'Brien..... | 1967-69 |
| 5. | 226 | Andrew Gantz..... | 2014-17 |
| 6. | 222 | Michael Warren II..... | 2017-19 |
| | 203 | Steve Schultz..... | 1976-79 |
| 8. | 202 | Eric Richards..... | 1994-97 |
| 9. | 200 | Tony Miliano..... | 2011-14 |
| 10. | 198 | Isaiah Pead..... | 2008-11 |
| | 198 | David Small..... | 1991-93 |

SPECIAL TEAMS RECORDS - KICKING

KICKING

GAME RECORDS

Extra Points Made

| | | | |
|----|----|--|-------------|
| 1. | 12 | Alonzo Weiss vs. Transylvania..... | 1912 |
| 2. | 9 | Carter Brown vs. ECU..... | 2023 |
| | 9 | Ryan Coe vs. Kennesaw State..... | 2022 |
| | 9 | Cole Smith vs. Alabama A&M..... | 2018 |
| | 9 | Jacob Rogers vs. Rutgers..... | 2010 |
| | 9 | Steve Schultz vs. Louisiana-Monroe | 1977 |
| 7. | 8 | Cole Smith vs. UCF..... | 2021 |
| | 8 | Cole Smith vs. ECU..... | 2018 |

Field Goals Made

| | | | |
|----|---|--|------|
| 1. | 5 | Ryan Coe at SMU..... | 2022 |
| | 4 | 10 times, last by Andrew Gantz at Memphis..... | 2015 |

KICKING

SEASON RECORDS

Extra Points Made

| | | | |
|----|----|----------------------|------|
| 1. | 63 | Jacob Rogers..... | 2009 |
| 2. | 54 | Cole Smith..... | 2018 |
| 3. | 52 | Andrew Gantz..... | 2014 |
| 4. | 51 | Sam Crosa..... | 2019 |
| | 51 | Tony Miliano..... | 2012 |
| | 51 | Jacob Rogers..... | 2007 |
| 7. | 49 | Andrew Gantz..... | 2015 |
| 8. | 47 | Tony Miliano..... | 2011 |
| 9. | 44 | Ryan Coe..... | 2022 |
| | 44 | Jonathan Ruffin..... | 2002 |

Extra Points Attempted

| | | | |
|-----|----|----------------------|------|
| 1. | 68 | Jacob Rogers..... | 2009 |
| 2. | 56 | Cole Smith..... | 2018 |
| 3. | 54 | Andrew Gantz..... | 2014 |
| | 54 | Jacob Rogers..... | 2007 |
| 5. | 53 | Tony Miliano..... | 2012 |
| 6. | 51 | Sam Crosa..... | 2019 |
| 7. | 50 | Andrew Gantz..... | 2015 |
| | 50 | Tony Miliano..... | 2011 |
| 9. | 46 | Jonathan Ruffin..... | 2002 |
| 10. | 44 | Ryan Coe..... | 2022 |

Extra Point Percentage (min. 20 att.)

| | | | |
|----|-------|--|------|
| 1. | 1.000 | 10 times, last by Ryan Coe (44-of-44)..... | 2022 |
|----|-------|--|------|

Field Goals Made

| | | | |
|----|----|----------------------|------|
| 1. | 26 | Jonathan Ruffin..... | 2000 |
| 2. | 21 | Andrew Gantz..... | 2015 |
| 3. | 19 | Ryan Coe..... | 2022 |
| | 19 | Jonathan Ruffin..... | 2002 |
| 5. | 18 | Kevin Lovell..... | 2006 |
| 6. | 17 | Tony Miliano..... | 2012 |
| | 17 | Tony Miliano..... | 2011 |
| | 17 | Tom Dallen..... | 1993 |
| 9. | 16 | Andrew Gantz..... | 2014 |
| | 16 | Jacob Rogers..... | 2008 |
| | 16 | Eric Richards..... | 1995 |

Field Goals Attempted

| | | | |
|-----|----|----------------------|------|
| 1. | 29 | Jonathan Ruffin..... | 2000 |
| 2. | 28 | Steve Schultz..... | 1976 |
| 3. | 27 | Andrew Gantz..... | 2015 |
| | 25 | Tony Miliano..... | 2011 |
| | 25 | Jim O'Brien..... | 1968 |
| 6. | 24 | Eric Richards..... | 1995 |
| 7. | 23 | Ryan Coe..... | 2022 |
| | 23 | Jake Rogers..... | 2008 |
| | 23 | Kevin Lovell..... | 2006 |
| 10. | 22 | Tony Miliano..... | 2012 |
| | 22 | Jonathan Ruffin..... | 2002 |
| | 22 | Tom Dallen..... | 1993 |
| | 22 | Dan Shepherd..... | 1975 |

KICKING

SEASON RECORDS (CONT.)

Field Goal Percentage

| | | | |
|----|-------------|--|-------------|
| 1. | .909 | Chris Manfredini (10-of-11)..... | 2003 |
| 2. | .897 | Jonathan Ruffin (26-of-29)..... | 2000 |
| 3. | .864 | Jonathan Ruffin (19-of-22)..... | 2002 |
| 4. | .846 | Carter Brown (in progress, 11-of-13)..... | 2023 |
| 5. | .826 | Ryan Coe (19-of-23)..... | 2022 |
| 6. | .800 | Andrew Gantz (16-of-20)..... | 2014 |

Consecutive Games with a Field Goal

| | | | |
|----|----|----------------------|------|
| 1. | 11 | Jonathan Ruffin..... | 2000 |
| 2. | 10 | David Rowe..... | 1991 |
| 3. | 8 | Andrew Gantz..... | 2015 |
| | 8 | Jonathan Ruffin..... | 2002 |

Points Scored By Kicking

| | | | |
|----|-----|----------------------|------|
| 1. | 112 | Andrew Gantz..... | 2015 |
| | 104 | Jonathan Ruffin..... | 2000 |
| 3. | 102 | Tony Miliano..... | 2012 |
| | 102 | Jacob Rogers..... | 2009 |
| 5. | 101 | Ryan Coe..... | 2022 |
| | 101 | Jonathan Ruffin..... | 2002 |
| 6. | 100 | Andrew Gantz..... | 2014 |

KICKING

CAREER RECORDS

Extra Points Made

| | | | |
|-----|-----|----------------------|-----------|
| 1. | 186 | Jacob Rogers..... | 2007-10 |
| 2. | 136 | Cole Smith..... | 2018-21 |
| 3. | 129 | Jonathan Ruffin..... | 1999-2002 |
| 4. | 109 | Andrew Gantz..... | 2014-17 |
| 5. | 98 | Tony Miliano..... | 2011-14 |
| | 98 | Steve Schultz..... | 1976-79 |
| 7. | 85 | Kevin Lovell..... | 2004-06 |
| 8. | 79 | Eric Richards..... | 1994-97 |
| 9. | 76 | Phil Insalaco..... | 1986-88 |
| 10. | 61 | Jim O'Brien..... | 1967-69 |

Extra Points Attempted

| | | | |
|-----|-----|----------------------|-----------|
| 1. | 195 | Jacob Rogers..... | 2007-10 |
| 2. | 141 | Cole Smith..... | 2018-21 |
| 3. | 134 | Jonathan Ruffin..... | 1999-2002 |
| 4. | 113 | Andrew Gantz..... | 2014-17 |
| 5. | 103 | Tony Miliano..... | 2011-14 |
| | 103 | Steve Schultz..... | 1976-79 |
| 7. | 86 | Kevin Lovell..... | 2004-06 |
| 8. | 81 | Eric Richards..... | 1994-97 |
| 9. | 79 | Phil Insalaco..... | 1986-88 |
| 10. | 68 | Jim O'Brien..... | 1967-69 |

Extra Point Percentage (Min. 30 Att.)

| | | | |
|----|-------|-------------------------------|---------|
| 1. | 1.000 | Ryan Coe (44-of-44)..... | 2022 |
| | 1.000 | Sam Crosa (51-of-51)..... | 2019 |
| 3. | .988 | Kevin Lovell (85-of-86)..... | 2004-06 |
| 4. | .978 | Eric Richards (89-of-91)..... | 1994-97 |
| 5. | .974 | Mike Morton (37-of-38)..... | 1983-84 |

Consecutive Extra Points Made

| | | | |
|-----|----|----------------------|-----------|
| 1. | 82 | Kevin Lovell..... | 2004-06 |
| 2. | 78 | Andrew Gantz..... | 2014-15 |
| | 65 | Jonathan Ruffin..... | 2000-2002 |
| 4. | 64 | Jacob Rogers..... | 2008-09 |
| 5. | 63 | Eric Richards..... | 1994-97 |
| 6. | 51 | Sam Crosa..... | 2019 |
| 7. | 44 | Ryan Coe..... | 2022 |
| 8. | 38 | Phil Insalaco..... | 1986-88 |
| 9. | 37 | Jacob Rogers..... | 2007 |
| 10. | 36 | Mike Morton..... | 1983-84 |

KICKING

CAREER RECORDS (CONT.)

Field Goals Made

| | | | |
|-----|----|----------------------|-----------|
| 1. | 62 | Jonathan Ruffin..... | 1999-2002 |
| 2. | 51 | Jacob Rogers..... | 2007-10 |
| 3. | 41 | Eric Richards..... | 1994-97 |
| 4. | 39 | Andrew Gantz..... | 2014-17 |
| 5. | 35 | Steve Schultz..... | 1976-79 |
| 6. | 34 | Tony Miliano..... | 2011-14 |
| 7. | 33 | Kevin Lovell..... | 2004-06 |
| 8. | 28 | Phil Insalaco..... | 1986-88 |
| 9. | 25 | Dan Shepherd..... | 1973-75 |
| 10. | 23 | Tom Dallen..... | 1993-94 |

Field Goals Attempted

| | | | |
|----|----|----------------------|-----------|
| 1. | 79 | Jonathan Ruffin..... | 1999-2002 |
| 2. | 75 | Jacob Rogers..... | 2007-10 |
| 3. | 68 | Steve Schultz..... | 1976-79 |
| 4. | 62 | Eric Richards..... | 1994-97 |
| 5. | 49 | Andrew Gantz..... | 2014-17 |
| 6. | 47 | Tony Miliano..... | 2011-14 |
| | 47 | Kevin Lovell..... | 2004-06 |
| 8. | 44 | Jim O'Brien..... | 1967-69 |
| 9. | 41 | Phil Insalaco..... | 1986-88 |
| | 41 | Sal Casola..... | 1972-73 |

Field Goal Percentage (min. 20 attempts)

| | | | |
|-----|------|---------------------------------|-----------|
| 1. | .826 | Ryan Coe (19-of-23)..... | 2022 |
| 2. | .785 | Jonathan Ruffin (62-of-79)..... | 1999-2002 |
| 3. | .780 | Andrew Gantz (39-of-50)..... | 2014-17 |
| 4. | .731 | David Rowe (19-of-26)..... | 1990-91 |
| 5. | .723 | Tony Miliano (34-of-47)..... | 2011-14 |
| 6. | .714 | Dan Shepherd (25-of-35)..... | 1973-75 |
| 7. | .702 | Kevin Lovell (33-of-47)..... | 2004-06 |
| 8. | .683 | Phil Insalaco (28-of-41)..... | 1986-88 |
| 9. | .680 | Jacob Rogers (51-of-75)..... | 2007-10 |
| 10. | .677 | Jim Fogler (21-of-31)..... | 1981-83 |

Consecutive Field Goals Made

| | | | |
|----|----|----------------------|---------|
| 1. | 13 | Jake Rogers..... | 2007-08 |
| | 13 | Jonathan Ruffin..... | 2002 |
| 3. | 12 | Andrew Gantz..... | 2012 |
| | 12 | Jonathan Ruffin..... | 2000 |
| 5. | 11 | Kevin Lovell..... | 2006 |
| 6. | 10 | Ryan Coe..... | 2022 |
| 7. | 8 | Jonathan Ruffin..... | 2001 |
| | 8 | Eric Richards..... | 1997 |
| 9. | 7 | Jonathan Ruffin..... | 2000 |
| | 7 | Phil Insalaco..... | 1987 |
| | 7 | Kevin Lovell..... | 2005-06 |

Points Scored By Kicking

| | | | |
|-----|-----|----------------------|-----------|
| 1. | 339 | Jacob Rogers..... | 2007-10 |
| 2. | 315 | Jonathan Ruffin..... | 1999-2002 |
| 3. | 224 | Andrew Gantz..... | 2014-17 |
| 4. | 203 | Steve Schultz..... | 1976-79 |
| 5. | 202 | Eric Richards..... | 1994-97 |
| 6. | 200 | Tony Miliano..... | 2011-14 |
| 7. | 193 | Cole Smith..... | 2018-21 |
| 8. | 184 | Kevin Lovell..... | 2004-06 |
| 9. | 160 | Phil Insalaco..... | 1986-88 |
| 10. | 121 | Jim O'Brien..... | 1967-69 |

Consecutive Games Scored In

| | | | |
|----|----|----------------------|-----------|
| 1. | 47 | Jonathan Ruffin..... | 1999-2002 |
| 2. | 37 | Jacob Rogers..... | 2007-10 |
| 3. | 28 | Andrew Gantz..... | 2014-15 |
| 4. | 26 | Tony Miliano..... | 2011-2012 |
| 5. | 24 | Jim O'Brien..... | 1968-69 |

SPECIAL TEAMS RECORDS - PUNTING & RETURNS

PUNTING GAME RECORDS

Punts

| | | | |
|----|----|--|------|
| 1. | 13 | Phil Peckich at Pittsburgh..... | 1981 |
| 2. | 12 | four times, last by Steve Smith at Louisville..... | 1996 |

Punting Yards

| | | | |
|----|-----|--|------|
| 1. | 510 | Steve Smith at Louisville..... | 1996 |
| 2. | 502 | Mike Connell vs. Arizona State..... | 1976 |
| 3. | 460 | Clem Fennell at North Texas State..... | 1970 |
| 4. | 456 | Doug Johnson at Boston College..... | 1997 |
| 5. | 452 | Steve Smith at Virginia Tech..... | 1995 |

Punting Average

| | | | |
|----|------|--|------|
| 1. | 65.0 | Mason Fletcher at SMU (3 punts)..... | 2022 |
| 2. | 59.7 | Pat O'Donnell vs NC State (3 punts)..... | 2011 |
| | 59.7 | Kevin Huber vs. Marshall (3 punts)..... | 2007 |
| 4. | 57.5 | John Lloyd vs. USF (2 punts)..... | 2013 |
| | 55.0 | John Lloyd vs. Temple (2 punts)..... | 2012 |

PUNTING SEASON RECORDS

Punts

| | | | |
|----|----|-------------------|------|
| 1. | 80 | Phil Peckich..... | 1981 |
| 2. | 77 | Jeff West..... | 1974 |
| 3. | 73 | Jeff Jones..... | 1990 |
| 4. | 72 | James Smith..... | 2019 |
| | 72 | Mike Connell..... | 1976 |
| 5. | 71 | Clem Fennell..... | 1972 |

Punting Yards

| | | | |
|----|-------|---------------------|------|
| 1. | 3,192 | Jeff West..... | 1974 |
| 2. | 3,155 | Phil Peckich..... | 1981 |
| 3. | 3,095 | Mike Connell..... | 1976 |
| | 3,053 | James Smith..... | 2019 |
| 4. | 2,913 | Mason Fletcher..... | 2022 |
| 5. | 2,821 | Jeff Jones..... | 1990 |

Punting Average (Min. 25 Punts)

| | | | |
|----|-------|---------------------|------|
| 1. | 46.90 | Kevin Huber..... | 2007 |
| 2. | 46.60 | James Smith..... | 2018 |
| 3. | 46.30 | Sam Geraci..... | 2015 |
| 4. | 46.23 | Mason Fletcher..... | 2022 |
| 5. | 45.00 | Kevin Huber..... | 2008 |

PUNTING CAREER RECORDS

Punts

| | | | |
|----|-----|--------------------|---------|
| 1. | 241 | Chet Ervin..... | 2002-05 |
| 2. | 236 | Jeff Blaylock..... | 1991-94 |
| 3. | 235 | James Smith..... | 2017-20 |
| | 235 | Shaun Burdick..... | 1983-86 |
| 5. | 216 | Jeff Jones..... | 1987-90 |

Punting Yards

| | | | |
|----|--------|--------------------|-----------|
| 1. | 10,245 | James Smith..... | 2017-20 |
| 2. | 9,446 | Chet Ervin..... | 2002-05 |
| 3. | 9,244 | Shaun Burdick..... | 1983-86 |
| 4. | 9,008 | Adam Wulfbeck..... | 1998-2001 |
| 5. | 8,711 | Jeff Blaylock..... | 1991-94 |

Punting Average (Min. 50 Punts)

| | | | |
|----|-------|---------------------|--------------|
| 1. | 45.47 | Kevin Huber..... | 2005-08 |
| 2. | 44.73 | Mason Fletcher..... | 2021-present |
| 3. | 43.60 | James Smith..... | 2017-20 |
| 4. | 42.60 | Pat O'Donnell..... | 2010-12 |
| 5. | 42.51 | Mike Connell..... | 1974-77 |

RETURNS GAME RECORDS

Kickoff Returns

| | | | |
|----|---|----------------------------------|------|
| 1. | 8 | Mardy Gilyard at Pittsburgh..... | 2009 |
| | 8 | LaDaris Vann vs. ECU..... | 1999 |

Kickoff Return Yards

| | | | |
|----|-----|----------------------------------|------|
| 1. | 256 | Mardy Gilyard at Pittsburgh..... | 2009 |
| 2. | 246 | Mardy Gilyard at Oklahoma..... | 2008 |
| 3. | 218 | Roger Stephens vs. Dayton..... | 1947 |
| 4. | 207 | Mardy Gilyard vs. Florida..... | 2010 |
| 5. | 192 | Keith Jenkins vs. Houston..... | 1975 |

Kickoff Returns For Touchdowns

| | | | |
|----|---|---|--|
| 1. | 1 | Accomplished 23 times; last by Thompson vs ECU (2022) | |
|----|---|---|--|

Punt Returns

| | | | |
|----|---|--|------|
| 1. | 7 | three times, last by Mike Daniels vs. WCU..... | 2005 |
|----|---|--|------|

Punt Return Yards

| | | | |
|----|-----|---|------|
| 1. | 161 | Gene Gibson vs. Ohio..... | 1949 |
| 2. | 122 | Tinker Keck vs. Louisville..... | 1997 |
| 3. | 103 | Gene Gibson vs. Western Michigan..... | 1949 |
| 4. | 98 | Errol Prisyb vs. North Texas State..... | 1963 |
| 5. | 97 | Tinker Keck vs. Miami (OH)..... | 1997 |

Punt Return Touchdowns

| | | | |
|----|---|---------------------------------|------|
| 1. | 2 | Tinker Keck vs. Louisville..... | 1997 |
| | 2 | Gene Gibson vs. Ohio..... | 1949 |

RETURNS SEASON RECORDS

Kickoff Returns

| | | | |
|----|----|-------------------------------|------|
| 1. | 42 | Mardy Gilyard..... | 2009 |
| 2. | 39 | Ralph David Abernathy IV..... | 2011 |
| 3. | 36 | Mardy Gilyard..... | 2008 |
| 4. | 33 | Donald McKnight..... | 1998 |
| 5. | 32 | Ralph David Abernathy IV..... | 2012 |

Kickoff Return Yards

| | | | |
|----|-------|-------------------------------|------|
| 1. | 1,281 | Mardy Gilyard..... | 2009 |
| 2. | 1,034 | Ralph David Abernathy IV..... | 2011 |
| 3. | 994 | Mardy Gilyard..... | 2008 |
| 4. | 801 | Ralph David Abernathy IV..... | 2012 |
| 5. | 652 | Russell Cooper..... | 1980 |

Kickoff Return Average (Min. 1.5 KOR/G)

| | | | |
|----|-------|--------------------|------|
| 1. | 34.33 | Robert Tate..... | 1995 |
| 2. | 31.50 | Chris Hewitt..... | 1993 |
| 3. | 30.50 | Mardy Gilyard..... | 2009 |
| 4. | 29.13 | Keith Jenkins..... | 1975 |
| 5. | 27.73 | Tom Marvaso..... | 1974 |

Kickoff Returns For Touchdowns

| | | | |
|----|---|--------------------|------|
| 1. | 2 | Mardy Gilyard..... | 2008 |
|----|---|--------------------|------|

Punt Returns

| | | | |
|----|----|--------------------|------|
| 1. | 38 | Tinker Keck..... | 1997 |
| | 38 | Charley Bland..... | 1973 |
| 3. | 37 | Tom Marvaso..... | 1975 |
| 4. | 36 | Tye Keith..... | 2002 |
| 5. | 35 | LaDaris Vann..... | 2001 |

Punt Return Yards

| | | | |
|----|-----|--------------------|------|
| 1. | 577 | Tinker Keck..... | 1997 |
| 2. | 438 | Gene Gibson..... | 1949 |
| 3. | 342 | Tom Marvaso..... | 1974 |
| 4. | 322 | Gene Gibson..... | 1950 |
| 5. | 302 | Charley Bland..... | 1973 |

RETURNS SEASON RECORDS (CONT.)

Punt Return Average (Min. 10 Returns)

| | | | |
|----|-------|-------------------|------|
| 1. | 20.86 | Gene Gibson..... | 1949 |
| 2. | 20.12 | Gene Gibson..... | 1950 |
| 3. | 19.82 | Jack Delaney..... | 1951 |
| 4. | 17.36 | Billy Hunter..... | 1972 |
| 5. | 16.23 | Dom Del Bene..... | 1951 |

Punt Return Touchdowns

| | | | |
|----|---|------------------|------|
| 1. | 4 | Tinker Keck..... | 1997 |
| 2. | 3 | Gene Gibson..... | 1949 |

RETURNS CAREER RECORDS

Kickoff Returns

| | | | |
|----|----|-------------------------------|---------|
| 1. | 93 | Mardy Gilyard..... | 2005-09 |
| 2. | 87 | Ralph David Abernathy IV..... | 2011-14 |
| 3. | 67 | Tre Tucker..... | 2019-22 |
| 4. | 62 | Brian Jenkins..... | 1990-93 |
| 5. | 55 | Dominick Goodman..... | 2005-07 |

Kickoff Returns Yards

| | | | |
|----|-------|-------------------------------|---------|
| 1. | 2,657 | Mardy Gilyard..... | 2005-09 |
| 2. | 2,186 | Ralph David Abernathy IV..... | 2011-14 |
| 3. | 1,670 | Tre Tucker..... | 2019-22 |
| 4. | 1,506 | Brian Jenkins..... | 1990-93 |
| 5. | 1,199 | Dominick Goodman..... | 2005-07 |

Kickoff Returns Average (Min. 25 KOR)

| | | | |
|----|-------|-------------------------------|---------|
| 1. | 28.60 | Mardy Gilyard..... | 2005-09 |
| 2. | 28.54 | Chris Hewitt..... | 1993-95 |
| 3. | 26.41 | Robert Tate..... | 1993-95 |
| 4. | 25.10 | Ralph David Abernathy IV..... | 2011-14 |
| 5. | 24.93 | Tre Tucker..... | 2019-22 |

Kickoff Returns For Touchdowns

| | | | |
|----|---|--------------------|---------|
| 1. | 4 | Mardy Gilyard..... | 2005-09 |
| 2. | 2 | Tre Tucker..... | 2019-22 |
| | 2 | Mel Riggins..... | 1970-71 |

Punt Returns

| | | | |
|----|----|-----------------------|--------------|
| 1. | 73 | Robert Tate..... | 1993-96 |
| | 73 | Tom Marvaso..... | 1974-75 |
| 3. | 70 | Ryan Montgomery..... | 2019-present |
| 4. | 68 | Tinker Keck..... | 1997-99 |
| 5. | 60 | Lamont Patterson..... | 1979-82 |

Punt Return Yards

| | | | |
|----|-----|----------------------|--------------|
| 1. | 804 | Tinker Keck..... | 1997-99 |
| 2. | 760 | Gene Gibson..... | 1949-50 |
| 3. | 684 | Ryan Montgomery..... | 2019-present |
| 4. | 637 | Robert Tate..... | 1993-96 |
| 5. | 575 | Tom Marvaso..... | 1974-75 |

Punt Return Average

| | | | |
|----|-------|--------------------|---------|
| 1. | 20.54 | Gene Gibson..... | 1949-50 |
| 2. | 14.33 | Jack Delaney..... | 1950-52 |
| 3. | 11.82 | Tinker Keck..... | 1997-99 |
| 4. | 11.80 | Mardy Gilyard..... | 2005-09 |
| 5. | 10.57 | Brian Jenkins..... | 1990-92 |

Punt Return Touchdowns

| | | | |
|----|---|--|---------|
| 1. | 5 | Gene Gibson..... | 1949-50 |
| 2. | 4 | Tinker Keck..... | 1997-99 |
| 3. | 3 | Joe Morrison..... | 1956-58 |
| 4. | 2 | Tom Marvaso..... | 1974-75 |
| 5. | 1 | Accomplished 16 times last by Gilyard (2009) | |

DEFENSIVE RECORDS - TACKLES

TACKLES

GAME RECORDS

Total Tackles

| | | | |
|----|----|--|------|
| 1. | 31 | Karl Woods at South Carolina | 1980 |
| 2. | 24 | Vaughn Booker vs. ECU | 1987 |
| 3. | 23 | Brad Jackson vs. Boston College | 1997 |
| | 23 | Jerome Brinson vs. Oklahoma State | 1987 |
| 5. | 22 | Sam Garnes vs. Vanderbilt | 1994 |
| | 22 | Jason Coppess vs. Bowling Green | 1993 |
| | 22 | Alex Gordon vs. Miami (OH) | 1986 |
| | 22 | Brad Nothacker vs. Penn State | 1985 |
| 9. | 21 | Jack Brusciannelli vs. West Virginia | 1989 |
| | 21 | Mike Kelly vs. Rutgers | 1987 |

Solo Tackles (Since 2001)

| | | | |
|-----|----|-------------------------------------|------|
| 1. | 12 | Zach Edwards vs. ECU | 2014 |
| | 12 | Mike Mickens at Akron | 2008 |
| | 12 | Jamar Enzor at Memphis | 2003 |
| | 12 | Ivan Fields vs. Tulane | 2001 |
| 5. | 11 | Walter Stewart vs. Syracuse | 2010 |
| | 11 | Haruki Nakamura at USF | 2007 |
| 7. | 11 | Ryan Manalac at USF | 2007 |
| 8. | 11 | Jamar Enzor vs. Rhode Island | 2003 |
| 9. | 11 | Ivan Fields vs. West Virginia | 2002 |
| 10. | 11 | Lewis Carter vs. Purdue | 2001 |

Assisted Tackles (Since 2001)

| | | | |
|----|----|--|-------------|
| 1. | 12 | Andre Revels at Miami (OH) | 2009 |
| | 12 | Corey Smith vs. Louisville | 2007 |
| | 12 | Jamar Enzor at UAB | 2003 |
| 4. | 11 | Kevin Brown vs. Memphis | 2014 |
| | 11 | Zach Edwards vs. Memphis | 2014 |
| | 11 | Jeff Luc vs. Miami (OH) | 2014 |
| 7. | 10 | Dorian Jones vs. Oklahoma | 2023 |
| | 10 | Eric Wilson vs. UT Martin | 2016 |
| | 10 | Jeff Luc vs. Memphis | 2014 |
| | 10 | Nick Temple vs. Memphis | 2014 |
| | 10 | Greg Blair at Louisville | 2012 |
| | 10 | JK Schaffer at NC State | 2010 |
| | 10 | JK Schaffer vs. Illinois | 2009 |

Tackles For A Loss (Since 2001)

| | | | |
|----|-----|--|------|
| 1. | 5.5 | Brandon Mills vs. Rutgers | 2010 |
| 2. | 5.0 | Antwan Peek at Southern Miss | 2002 |
| | 5.0 | Antwan Peek vs. Louisiana-Monroe | 2001 |
| | 5.0 | Derek Wolfe vs. Connecticut | 2011 |
| 5. | 4.5 | Ivan Pace Jr. vs. Indiana | 2022 |
| | 4.5 | Trevor Anderson at Connecticut | 2006 |
| | 4.5 | Cortez Broughton at UCLA | 2018 |

TACKLES

SEASON RECORDS

Total Tackles

| | | | |
|-----|-----|---------------------------|------|
| 1. | 186 | Mike Brookins | 1979 |
| 2. | 168 | Brad Jackson | 1997 |
| 3. | 161 | Karl Woods | 1980 |
| 4. | 158 | Jerome Brinson | 1983 |
| 5. | 155 | Karl Woods | 1978 |
| 6. | 147 | Dwayne Berry | 1978 |
| 7. | 145 | Muhammed El-Mubarak | 1995 |
| 8. | 143 | Linwood Marshall | 1983 |
| 9. | 140 | Howie Kurnick | 1978 |
| 10. | 138 | Greg Blair | 2012 |
| | 138 | Phillip Curry | 1997 |
| | 138 | Antonio Gibson | 1982 |

Solo Tackles

| | | | |
|-----|-----|---------------------------|------|
| 1. | 101 | Howie Kurnick | 1978 |
| 2. | 94 | Linwood Marshall | 1983 |
| 3. | 93 | Brad Jackson | 1997 |
| | 93 | Mike Brookins | 1979 |
| 5. | 90 | Muhammed El-Mubarak | 1995 |
| | 90 | Jerome Brinson | 1983 |
| 7. | 88 | Sam Garnes | 1994 |
| 8. | 83 | Phillip Curry | 1997 |
| 9. | 82 | DeJuan Gossett | 1999 |
| 10. | 80 | Jack Brusciannelli | 1988 |

Assisted Tackles

| | | | |
|-----|----|----------------------|------|
| 1. | 99 | Karl Woods | 1980 |
| 2. | 93 | Mike Brookins | 1979 |
| 3. | 83 | Karl Woods | 1978 |
| 4. | 82 | Alex Gordon | 1985 |
| 5. | 81 | Ivan Pace Jr. | 2022 |
| 6. | 78 | Dwayne Berry | 1978 |
| 7. | 75 | Brad Jackson | 1997 |
| | 75 | Richard Rhodes | 1985 |
| 9. | 74 | Antonio Gibson | 1982 |
| 10. | 73 | Alex Gordon | 1986 |

Tackles For A Loss

| | | | |
|----|------|----------------------|------|
| 1. | 28.0 | Mike Gates | 1980 |
| 2. | 22.0 | Trent Cole | 2004 |
| | 22.0 | Antwan Peek | 2001 |
| 4. | 21.5 | Ivan Pace Jr. | 2022 |
| | 21.5 | Derek Wolfe | 2011 |
| 6. | 21.0 | Antwan Peek | 2002 |
| | 21.0 | Phil Poirier | 1989 |
| 8. | 20.0 | Nate Dingle | 1992 |
| 9. | 18.0 | Tyjuan Hagler | 2002 |
| | 18.0 | Andrew Stewart | 1988 |

TACKLES

CAREER RECORDS

Total Tackles

| | | | |
|-----|-----|-----------------------|-----------|
| 1. | 502 | Karl Woods | 1977-80 |
| 2. | 487 | Phillip Curry | 1994-97 |
| 3. | 392 | Brad Jackson | 1994-97 |
| 4. | 381 | Zach Edwards | 2013-16 |
| 5. | 356 | Mike Brookins | 1979-81 |
| 6. | 352 | Alex Gordon | 1983-86 |
| 7. | 351 | Hassan Champion | 1995-98 |
| | 351 | Joe Olding | 1979-82 |
| 9. | 338 | Doug Monaghan | 2001-04 |
| 10. | 337 | JK Schaffer | 2008-11 |
| | 327 | DeJuan Gossett | 1997-2000 |

Solo Tackles

| | | | |
|-----|-----|-----------------------|-----------|
| 1. | 268 | Phillip Curry | 1994-97 |
| 2. | 229 | Zach Edwards | 2013-16 |
| 3. | 222 | DeJuan Gossett | 1997-2000 |
| 4. | 216 | Brad Jackson | 1994-97 |
| 5. | 211 | Karl Woods | 1977-80 |
| 6. | 208 | Ivan Fields | 1999-2002 |
| 7. | 206 | Sam Garnes | 1993-96 |
| 8. | 200 | Doug Monaghan | 2001-04 |
| 9. | 190 | Mike Brookins | 1979-81 |
| 10. | 184 | Hassan Champion | 1995-98 |

Assisted Tackles

| | | | |
|-----|-----|-----------------------|---------|
| 1. | 291 | Karl Woods | 1979-81 |
| 2. | 219 | Phillip Curry | 1994-97 |
| 3. | 192 | Alex Gordon | 1983-86 |
| 4. | 176 | Brad Jackson | 1994-97 |
| 5. | 175 | Joe Olding | 1979-82 |
| 6. | 168 | Howie Kurnick | 1975-78 |
| 7. | 167 | Hassan Champion | 1995-98 |
| 8. | 166 | Mike Brookins | 1979-81 |
| 9. | 155 | JK Schaffer | 2008-11 |
| 10. | 152 | Zach Edwards | 2014-16 |

Tackles For A Loss

| | | | |
|-----|------|----------------------|-----------|
| 1. | 56.0 | Antwan Peek | 1998-2002 |
| 2. | 48.0 | Trent Cole | 2002-04 |
| 3. | 46.0 | Nate Dingle | 1990-93 |
| 4. | 45.0 | Phillip Curry | 1994-97 |
| 5. | 44.5 | Andre Frazier | 2001-04 |
| 6. | 42.0 | Terrill Byrd | 2005-08 |
| 7. | 38.0 | Alex Gordon | 1983-86 |
| 8. | 37.0 | Derek Wolfe | 2008-11 |
| | 37.0 | George Jamison | 1980-83 |
| 9. | 36.0 | Andrew Stewart | 1986-88 |
| 10. | 34.5 | Tyjuan Hagler | 2002-04 |

DEFENSIVE RECORDS - **SACKS & MISC.****SACKS****GAME RECORDS****Quarterback Sacks (Since 2001)**

| | | | |
|----|-----|---------------------------------------|------|
| 1. | 4.0 | Alex Daniels at Miami (OH)..... | 2009 |
| | 4.0 | Antwan Peek vs. Louisiana-Monroe..... | 2001 |
| 3. | 3.5 | Cortez Broughton at UCLA..... | 2018 |
| 4. | 3.0 | Connor Barwin vs. Pittsburgh..... | 2008 |
| | 3.0 | Trent Cole at ECU..... | 2004 |
| | 3.0 | Anthony Hoke vs. UConn..... | 2007 |
| | 3.0 | Anthony Hoke at Syracuse..... | 2007 |
| | 3.0 | Brandon Mills vs. Rutgers..... | 2010 |
| | 3.0 | Lamonte Nelms at Syracuse..... | 2007 |

SACKS**SEASON RECORDS****Quarterback Sacks (Since 2001)**

| | | | |
|----|------|-------------------------|------|
| 1. | 13.0 | Anthony Hoke..... | 2007 |
| 2. | 12.5 | Antwan Peek..... | 2001 |
| 3. | 11.0 | Connor Barwin..... | 2008 |
| 4. | 10.0 | Ivan Pace Jr. | 2022 |
| 5. | 9.5 | Derek Wolfe..... | 2011 |
| | 9.5 | Silverberry Mouhon..... | 2013 |
| 7. | 9.0 | Terrell Hartsfield..... | 2014 |
| | 9.0 | Antwan Peek..... | 2000 |
| 9. | 8.5 | Trent Cole..... | 2004 |
| | 8.5 | Alex Daniels..... | 2009 |

SACKS**CAREER RECORDS****Quarterback Sacks (Since 2001)**

| | | | |
|-----|------|-------------------------|-----------|
| 1. | 28.0 | Antwan Peek..... | 1998-2002 |
| 2. | 22.0 | Anthony Hoke..... | 2004-07 |
| 3. | 21.5 | Andre Frazier..... | 2000-04 |
| 4. | 19.5 | Derek Wolfe..... | 2008-11 |
| 5. | 19.0 | Trent Cole..... | 2002-04 |
| | 19.0 | Silverberry Mouhon..... | 2012-15 |
| 7. | 18.0 | Nate Dingle..... | 1990-93 |
| | 18.0 | George Jamison..... | 1980-83 |
| 9. | 17.5 | Walter Stewart..... | 2009-12 |
| 10. | 16.5 | Dan Giordano..... | 2008-12 |
| | 16.5 | Terrill Byrd..... | 2005-08 |

FUMBLES**GAME RECORDS****Fumbles Forced (Since 2000)**

| | | | |
|----|---|--|------|
| 1. | 3 | Antwan Peek vs. Louisiana-Monroe..... | 2001 |
| 2. | 2 | Seven times, last by J. White vs. Tulsa..... | 2019 |

Fumbles Recovered (Since 2000)

| | | | |
|----|---|---------------------------------------|------|
| 1. | 2 | Willis Edwards vs. Memphis..... | 2002 |
| | 2 | Ivan Fields at Memphis..... | 2000 |
| | 2 | Jeff Luc vs. USF..... | 2014 |
| | 2 | Kevin McCullough vs. Connecticut..... | 2005 |
| | 2 | Wesley Richardson at NC State..... | 2010 |

FUMBLES**SEASON RECORDS****Fumbles Forced (Since 2000)**

| | | | |
|----|---|---------------------|------|
| 1. | 7 | Antwan Peek..... | 2002 |
| 2. | 6 | Jeff Luc..... | 2014 |
| 3. | 5 | Antwan Peek..... | 2001 |
| 4. | 4 | Bryan Wright..... | 2019 |
| | 4 | Walter Stewart..... | 2011 |
| | 4 | Willis Edwards..... | 2001 |
| | 4 | Troy Evans..... | 2000 |

Fumbles Recovered (Since 2000)

| | | | |
|----|---|--|------|
| 1. | 5 | Antwan Peek..... | 2002 |
| 2. | 4 | JaVon Hicks..... | 2019 |
| | 4 | Jeff Luc..... | 2014 |
| 4. | 3 | Nine times, last by Hartsfield & Wilson..... | 2014 |

FUMBLES**CAREER RECORDS****Forced Fumbles (Since 1999)**

| | | | |
|----|----|-----------------------|---------|
| 1. | 17 | Antwan Peek..... | 1998-02 |
| 2. | 8 | Jeff Luc..... | 2013-14 |
| | 8 | Walter Stewart..... | 2009-12 |
| 3. | 6 | JK Schaffer..... | 2008-11 |
| | 6 | Andre Frazier..... | 2000-04 |
| | 6 | Zach Norton..... | 2000-03 |
| 6. | 5 | Coby Bryant..... | 2017-21 |
| | 5 | Willis Edwards..... | 2000-02 |
| | 5 | Anthony Hoke..... | 2004-07 |
| | 5 | Jason Russel..... | 2001-04 |
| | 5 | Anthony Williams..... | 2005-07 |
| | 5 | Tyrell Gilbert..... | 2014-18 |

Fumble Recoveries

| | | | |
|----|----|----------------------|-----------|
| 1. | 12 | John Vitro..... | 1973-75 |
| 2. | 10 | Antwan Peek..... | 1998-2002 |
| | 10 | Howie Kurnick..... | 1975-77 |
| 4. | 9 | Ronnie Shannon..... | 1988-91 |
| | 9 | David Mann..... | 1975-77 |
| 6. | 7 | Eric Wilson..... | 2014-16 |
| | 7 | Marion Ford..... | 1972-73 |
| | 7 | Charlie Stovall..... | 1971-72 |

BLOCKED KICKS**GAME RECORDS****Blocked Kicks (Since 2000)**

| | | | |
|----|---|--|------|
| 1. | 2 | Connor Barwin at Marshall..... | 2008 |
| | 2 | Antwan Peek vs. Miami..... | 2000 |
| 3. | 1 | 41 times, last by Jowon Briggs vs. Navy..... | 2022 |

BLOCKED KICKS**SEASON RECORDS****Blocked Kicks (Since 2000)**

| | | | |
|----|---|--------------------|------|
| 1. | 3 | Antwan Peek..... | 2000 |
| | 3 | Connor Barwin..... | 2008 |
| | 3 | Ethan Tucky..... | 2019 |
| 4. | 2 | Arquon Bush..... | 2021 |
| | 2 | Mardy Gilyard..... | 2007 |
| | 2 | Antwan Peek..... | 2001 |
| | 2 | Wilson Huber..... | 2019 |
| | 2 | Andre Frazier..... | 2003 |
| | 2 | Tyjuan Hagler..... | 2004 |
| | 2 | Antwan Peek..... | 2002 |

BLOCKED KICKS**CAREER RECORDS****Blocked Kicks (Since 2000)**

| | | | |
|----|---|--------------------|--------------|
| 1. | 7 | Antwan Peek..... | 2000-02 |
| 2. | 5 | Ethan Tucky..... | 2018-20 |
| 3. | 4 | Connor Barwin..... | 2005-08 |
| 4. | 3 | Wilson Huber..... | 2018-22 |
| 5. | 2 | Deshawn Pace..... | 2020-present |
| | 2 | Arquon Bush..... | 2018-22 |
| | 2 | Tyjuan Hagler..... | 2001-04 |
| | 2 | Mardy Gilyard..... | 2005,07-09 |
| | 2 | Andre Frazier..... | 2000-04 |

HURRIES**SEASON RECORDS****Quarterback Hurries (Since 2000)**

| | | | |
|----|----|----------------------|------|
| 1. | 13 | Myjai Sanders..... | 2021 |
| | 13 | Trevor Anderson..... | 2006 |
| | 13 | Trent Cole..... | 2004 |
| 4. | 12 | Dan Giordano..... | 2012 |
| 5. | 11 | Angelo Craig..... | 2007 |

HURRIES**CAREER RECORDS****Quarterback Hurries (Since 2000)**

| | | | |
|----|----|-------------------------|---------|
| 1. | 26 | Dan Giordano..... | 2008-12 |
| 2. | 25 | Myjai Sanders..... | 2018-21 |
| 3. | 16 | Silverberry Mouhon..... | 2012-15 |
| 4. | 15 | Angelo Craig..... | 2003-07 |
| 5. | 14 | Andre Frazier..... | 2000-04 |

DEFENSIVE RECORDS - INTERCEPTIONS AND SCORES

INTERCEPTIONS GAME RECORDS

Interceptions

- 4 Bob Hynes vs. Ohio Northern..... 1923
- 3 accomplished six times, last by D. Smith (2007)

Interception Return Yards

- 123 Shawn Ferguson vs. Memphis..... 1998
- 96 Jocelyn Borgella vs. Rutgers..... 1992
- 96 Bob Del Rosa vs. Oklahoma State 1958
- 88 Joe Morrison vs. Dayton 1956
- 87 Joe Morrison vs. Wichita State..... 1956

Interception Returns for Touchdowns

- 2 Shawn Ferguson vs. Memphis..... 1998
- 1 accomplished 61 times, last by Bryant (2021)

INTERCEPTIONS SEASON RECORDS

Interceptions

- 8 DeAngelo Smith 2007
- 6 seven times, last by Mike Mickens..... 2007

Interception Return Yards

- 175 Joe Morrison..... 1956
- 171 Jocelyn Borgella 1992
- 159 John Mooth..... 1951
- 158 Mike Mickens 2008
- 136 Mike Mickens 2007

Interception Returns for Touchdowns

- 2 Ahmad Gardner..... 2019
- 2 Mike Mickens 2007
- 2 Blue Adams..... 2002
- 2 Shawn Ferguson..... 1998
- 2 Joe Morrison..... 1956

INTERCEPTIONS CAREER RECORDS

Interceptions

- 14 Mike Mickens 2005-08
- 12 DeAngelo Smith 2005-08
- 12 Blue Adams..... 1998-2002
- 12 Jocelyn Borgella 1990-93
- 11 Ed Bolis..... 1970-72
- 10 JaVon Hicks..... 2018-22
- 10 Coby Bryant 2017-21

Interception Return Yards

- 296 Mike Mickens 2005-08
- 263 Jocelyn Borgella 1990-93
- 263 Joe Morrison..... 1956-58
- 254 Gene Gibson..... 1949-50
- 222 Aaron Webster 2006-09

Interception Returns for Touchdowns

- 3 Mike Mickens 2005-08
- 3 Shawn Ferguson..... 1995-98
- 2 four times, last by Ahmad Gardner 2019-21

PASSES BROKEN UP GAME RECORDS

Most Pass Breakups (Since 2000)

- 4 Justin Harris at Pitt 2023
- 4 Mike Mickens vs. Rutgers 2006
- 4 Zach Norton vs. Louisville 2001
- 4 Linden Stephens at Miami (OH)..... 2017
- 3 JaVon Hicks at Tulsa 2022
- 3 Coby Bryant at Notre Dame 2021
- 3 Blue Adams at Temple 2002
- 3 Coby Bryant at Temple..... 2018
- 3 Coby Bryant at ECU..... 2019
- 3 Zach Edwards vs. North Carolina 2013
- 3 Ivan Fields vs. Houston..... 2002
- 3 Tyrell Gilbert at Miami (OH) 2018
- 3 Andre Jones vs. ECU..... 2014
- 3 Mike Mickens at Akron..... 2008
- 3 Mike Mickens vs. UConn..... 2005
- 3 Mike Mickens vs. Louisville 2005
- 3 Mike Mickens vs. Pittsburgh 2006
- 3 Mike Mickens at Miami (OH)..... 2005
- 3 Haruki Nakamura vs. USF..... 2006
- 3 Zach Norton vs. UAB..... 2002
- 3 Antwan Peek at Tulane 2000

PASSES DEFENDED (PBU+INT) SEASON RECORDS

Most Passes Defended (Since 2000)

- 23 Blue Adams (17 PBU, 6 INT) 2002
- 18 Mike Mickens (15 PBU, 3 INT)..... 2006
- 16 Lavar Glover (15 PBU, 1 INT)..... 2001
- 16 Zach Norton (14 PBU, 2 INT) 2002
- 16 Deangelo Smith (8 PBU, 8 INT)..... 2007
- 15 Mike Mickens (14 PBU, 1 INT)..... 2005
- 15 Daven Holly (9 PBU, 6 INT)..... 2003
- 14 Coby Bryant (11 PBU, 3 INT)..... 2021
- 13 Ivan Fields (10 PBU, 3 INT)..... 2002
- 13 Zach Norton (10 PBU, 3 INT) 2001
- 13 Mike Mickens (10 PBU, 3 INT)..... 2008

PASSES DEFENDED (PBU+INT) CAREER RECORDS

Most Passes Defended (Since 2000)

- 58 Mike Mickens (45 Brup, 13 Int)..... 2005-08
- 45 Coby Bryant (35 Brup, 10 Int)..... 2017-21
- 41 Zach Norton (31 Brup, 10 Int)..... 2000-03
- 34 Blue Adams (26 Brup, 8 Int)..... 2000-02
- 34 Zach Edwards (26 Brup, 8 Int)..... 2013-16
- 32 Arquon Bush (23 Brup, 9 Int)..... 2018-22
- 30 Deangelo Smith (19 Brup, 11 Int)..... 2004-08
- 29 Doug Monaghan (20 Brup, 9 Int)..... 2001-04
- 29 Deven Drane (21 Brup, 8 Int) 2010-13
- 28 Drew Frey (20 Brup, 8 Int) 2008-12
- 27 Ahmad "Sauce" Gardner (18 Brup, 9 INT)..... 2019-21

DEFENSIVE SCORES GAME RECORDS

Fumble Return TDs - Defense (Since 2000)

- 1 19 times, last by Dominique Perry 2022

Blocked PAT Return (Two Points) (Since 2000)

- 1 Coby Bryant vs. Temple..... 2019
- 1 Daven Holly vs. Miami (OH)..... 2004

Blocked FG Return TDs (Since 2000)

- 1 Ahmad "Sauce" Gardner at ECU..... 2021

DEFENSIVE SCORES SEASON RECORDS

Fumble return TDs (Since 2000)

- 2 Antwan Peek 2002
- 1 16 times, last by Jabari Taylor..... 2022

Blocked PAT Return (Two Points) (Since 2000)

- 1 Coby Bryant 2019
- 1 Daven Holley..... 2004

DEFENSIVE SCORES CAREER RECORDS

Fumble return TDs (Since 2000)

- 2 Antwan Peek..... 2000-02
- 2 Kevin McCullough..... 2005-06
- 1 Dominique Perry..... 2020-pres.
- 1 Nick Temple..... 2011-14
- 1 Eric Wilson..... 2014-16
- 1 Fran Callicott..... 2002-03
- 1 JK Schaffer 2008-11
- 1 Walter Stewart 2009-12
- 1 Daven Holly 2000-04
- 1 Maalik Bomar..... 2009-12
- 1 Deven Drane 2010-13
- 1 Ivan Fields..... 2000-02
- 1 Angelo Craig..... 2003-07
- 1 Tyjuan Hagler 2001-04
- 1 Carter Jacobs 2014-17
- 1 Kimoni Fitz..... 2014-18
- 1 Terrell Hartsfield..... 2013-14

Blocked PAT Return (Two Points) (Since 2000)

- 1 Coby Bryant 2017-21
- 1 Daven Holley..... 2001-04

Blocked FG Return TDs (Since 2000)

- 1 Ahmad "Sauce" Gardner at ECU..... 2019-21

SINGLE GAME TEAM RECORDS

Most Points

| | | | |
|-----|-----|----------------------------------|------|
| 1. | 124 | Transylvania..... | 1912 |
| 2. | 115 | Kentucky Wesleyan..... | 1921 |
| 3. | 72 | Austin Peay..... | 2011 |
| 4. | 70 | Southeast Missouri State..... | 2009 |
| 5. | 69 | Rutgers..... | 2010 |
| 6. | 69 | Case-Western Reserve..... | 1923 |
| 7. | 67 | Virginia Military Institute..... | 1953 |
| | 67 | Baltimore..... | 1935 |
| 9. | 66 | EKU..... | 2023 |
| | 66 | Northwestern State..... | 2013 |
| | 66 | Case-Western Reserve..... | 1953 |
| 12. | 63 | Kennesaw State..... | 2022 |
| | 63 | Alabama A&M..... | 2018 |
| | 63 | Louisiana-Monroe..... | 1977 |

Most Touchdowns

| | | | |
|----|----|-------------------|------|
| 1. | 14 | Transylvania..... | 1912 |
| 2. | 10 | Four Times | |

Most Rushing Attempts

| | | | |
|----|----|------------------------|------|
| 1. | 83 | Louisiana-Monroe..... | 1977 |
| 2. | 82 | Miami (OH)..... | 1996 |
| 3. | 77 | Miami (OH)..... | 1951 |
| 4. | 74 | North Texas State..... | 1970 |
| 5. | 73 | Miami (OH)..... | 1970 |

Most Rushing Yards

| | | | |
|-----|-----|----------------------------------|------|
| 1. | 464 | Case-Western Reserve..... | 1953 |
| | 464 | Virginia Military Institute..... | 1953 |
| 3. | 422 | Kansas State..... | 1966 |
| 4. | 421 | Marshall..... | 1946 |
| 5. | 419 | Xavier..... | 1970 |
| 6. | 409 | Alabama A&M..... | 2018 |
| | 405 | Miami (OH)..... | 1996 |
| 7. | 402 | North Texas State..... | 1970 |
| 8. | 389 | Xavier..... | 1946 |
| 9. | 387 | Austin Peay..... | 2011 |
| 10. | 383 | South Dakota..... | 1965 |

Most Rushing Touchdowns

| | | | |
|----|----|----------------------------------|------|
| 1. | 14 | Transylvania..... | 1912 |
| 2. | 10 | Case-Western Reserve..... | 1953 |
| | 10 | Virginia Military Institute..... | 1953 |

Most Passing Attempts

| | | | |
|----|----|---------------------|------|
| 1. | 64 | @ Memphis..... | 2015 |
| 2. | 61 | USF..... | 2010 |
| 3. | 60 | @ Miami (Fla.)..... | 2014 |
| 4. | 59 | Southern Miss..... | 1999 |
| 5. | 57 | Ohio..... | 1968 |

Most Passes Completed

| | | | |
|----|----|--------------------|------|
| 1. | 38 | @ Memphis..... | 2015 |
| | 36 | Ohio..... | 1968 |
| 3. | 35 | Southern Miss..... | 1999 |
| 4. | 34 | USF..... | 2010 |
| 5. | 33 | @ SMU..... | 2018 |

Most Passing Yards

| | | | |
|-----|-----|-----------------|------|
| 1. | 620 | @ Memphis..... | 2015 |
| 2. | 584 | Ohio..... | 1968 |
| 3. | 512 | USF..... | 2010 |
| 4. | 507 | @ Rutgers..... | 2013 |
| 5. | 480 | UConn..... | 2009 |
| 6. | 438 | EKU..... | 2023 |
| 7. | 436 | ECU..... | 2014 |
| | 436 | Toledo..... | 2014 |
| | 436 | Louisville..... | 1968 |
| 10. | 431 | Syracuse..... | 2007 |

Most Interceptions Thrown

| | | | |
|----|---|------------------|------|
| 1. | 6 | Xavier..... | 1972 |
| 2. | 5 | North Texas..... | 2002 |
| | 5 | Toledo..... | 1995 |
| | 5 | Houston..... | 1968 |
| | 5 | North Texas..... | 1967 |
| | 5 | Xavier..... | 1955 |
| | 5 | Xavier..... | 1951 |

Most Touchdown Passes

| | | | |
|----|---|-------------------------|------|
| 1. | 6 | EKU..... | 2023 |
| | 6 | UCF..... | 2015 |
| | 6 | Toledo..... | 2014 |
| | 6 | @ Rutgers..... | 2013 |
| | 6 | Illinois..... | 2009 |
| 6. | 5 | SMU..... | 2021 |
| | 5 | ECU..... | 2018 |
| | 5 | UConn..... | 2013 |
| | 5 | Northwestern State..... | 2013 |
| | 5 | @ Louisville..... | 2010 |
| | 5 | @ Rutgers..... | 2009 |
| | 5 | Southern Miss..... | 2004 |

Most Offensive Plays

| | | | |
|----|-----|--------------------|------|
| 1. | 100 | @ Memphis..... | 2015 |
| 2. | 99 | Miami (OH)..... | 1996 |
| 3. | 96 | Southern Miss..... | 1999 |
| 4. | 95 | ECU..... | 1998 |
| 5. | 94 | @ Miami (OH)..... | 2015 |
| | 94 | Tulsa..... | 1978 |

Most Yards Total Offense

| | | | |
|-----|-----|-------------------------|------|
| 1. | 752 | @ Memphis..... | 2015 |
| 2. | 741 | Alabama A&M..... | 2018 |
| 3. | 726 | UCF..... | 2015 |
| 4. | 711 | UConn..... | 2009 |
| 5. | 684 | Ohio..... | 1968 |
| 6. | 669 | Northwestern State..... | 2013 |
| 7. | 667 | EKU..... | 2023 |
| 8. | 661 | Rutgers..... | 2010 |
| 9. | 659 | @ UConn..... | 2018 |
| 10. | 653 | ECU..... | 2020 |

Most First Downs

| | | | |
|----|----|------------------|------|
| 1. | 38 | Alabama A&M..... | 2018 |
| | 38 | @ Memphis..... | 2015 |
| 3. | 36 | Ohio..... | 1968 |
| 4. | 34 | Temple..... | 2015 |
| | 34 | Alabama A&M..... | 2015 |

Most Fumbles

| | | | |
|----|----|------------------------|------|
| 1. | 15 | Louisville..... | 1970 |
| 2. | 9 | North Texas State..... | 1968 |
| 3. | 8 | Wichita State..... | 1960 |

Most Fumbles Lost

| | | | |
|----|---|----------------------------------|------|
| 1. | 7 | Virginia Military Institute..... | 1951 |
| 2. | 6 | Louisville..... | 1970 |
| | 6 | Hardin-Simmons..... | 1955 |

Most Turnovers

| | | | |
|----|---|----------------------------------|------|
| 1. | 9 | Xavier..... | 1955 |
| | 9 | Hardin-Simmons..... | 1955 |
| | 9 | Virginia Military Institute..... | 1951 |
| 4. | 8 | Houston..... | 1968 |
| | 8 | Western Michigan..... | 1949 |

Most Penalties

| | | | |
|----|----|-------------------|------|
| 1. | 18 | Kansas State..... | 1951 |
| 2. | 15 | Xavier..... | 1958 |
| 3. | 14 | at Hawai'i..... | 2002 |
| | 14 | Louisville..... | 1968 |

Most Penalty Yards

| | | | |
|----|-----|-------------------|------|
| 1. | 176 | Louisville..... | 1968 |
| 2. | 170 | Kentucky..... | 1945 |
| 3. | 161 | Dayton..... | 1957 |
| 4. | 159 | ECU..... | 2020 |
| | 142 | Toledo..... | 1953 |
| 5. | 140 | Kansas State..... | 1951 |

Most Punts

| | | | |
|----|----|------------------------|------|
| 1. | 13 | Pittsburgh..... | 1981 |
| | 13 | Mississippi State..... | 1948 |
| 3. | 12 | Louisville..... | 1996 |
| | 12 | Virginia Tech..... | 1995 |
| 5. | 11 | Boston College..... | 1997 |
| | 11 | Central Michigan..... | 1990 |
| | 11 | North Texas State..... | 1970 |
| | 11 | Tulsa..... | 1958 |
| | 11 | Mississippi State..... | 1949 |

Most Punting Yards

| | | | |
|-----|-----|------------------------|------|
| 1. | 510 | Louisville..... | 1996 |
| 2. | 502 | Arizona State..... | 1976 |
| 3. | 475 | Mississippi State..... | 1948 |
| 4. | 460 | North Texas State..... | 1968 |
| 5. | 456 | Boston College..... | 1997 |
| 6. | 452 | Virginia Tech..... | 1995 |
| 7. | 451 | Central Michigan..... | 1990 |
| 8. | 425 | West Virginia..... | 2003 |
| 9. | 418 | Rutgers..... | 2008 |
| 10. | 407 | Iowa..... | 1990 |

Most Punt Return Yards

| | | | |
|----|-----|-----------------------|------|
| 1. | 177 | Ohio..... | 1949 |
| 2. | 156 | Western Reserve..... | 1951 |
| 3. | 150 | Western Michigan..... | 1950 |
| 4. | 122 | Louisville..... | 1997 |
| 5. | 116 | UTEP..... | 1950 |

Most Kickoff Return Yards

| | | | |
|----|-----|---------------------|------|
| 1. | 295 | Memphis..... | 1971 |
| 2. | 278 | at Pittsburgh..... | 2009 |
| 3. | 265 | at Oklahoma..... | 2008 |
| 4. | 226 | Florida..... | 2010 |
| | 219 | Hardin-Simmons..... | 1955 |

Fewest Rushing Attempts

| | | | |
|----|----|-----------------------|------|
| 1. | 15 | Illinois..... | 2009 |
| 2. | 16 | at West Virginia..... | 2010 |
| | 16 | Fresno State..... | 2009 |
| 4. | 19 | Ohio State..... | 2014 |
| | 19 | at UConn..... | 2008 |
| | 19 | Miami (OH)..... | 1968 |
| 7. | 18 | at Houston..... | 2015 |
| | 18 | at Pittsburgh..... | 2009 |

Fewest Rushing Yards

| | | | |
|----|-----|-------------------------|------|
| 1. | -23 | Rutgers..... | 2005 |
| 2. | -20 | Northwestern State..... | 1977 |

Fewest Passes Completed

| | | | |
|----|---|--------------------|------|
| 1. | 0 | Dayton..... | 1970 |
| 2. | 1 | Wichita State..... | 1965 |
| | 1 | South Dakota..... | 1965 |
| | 1 | Wichita State..... | 1962 |
| | 1 | Tulsa..... | 1959 |

Fewest Passing Yards

| | | | |
|----|----|--------------------|------|
| 1. | 0 | Dayton..... | 1970 |
| 2. | 6 | Wichita State..... | 1965 |
| 3. | 8 | South Dakota..... | 1965 |
| 4. | 11 | Wichita State..... | 1962 |
| 5. | 14 | Ohio..... | 1970 |

Fewest Yards Total Offense

| | | | |
|----|-----|-----------------------|------|
| 1. | 46 | North Texas..... | 1959 |
| 2. | 48 | Central Michigan..... | 1989 |
| 3. | 69 | Iowa..... | 1990 |
| 4. | 97 | Houston..... | 1957 |
| 5. | 100 | Tulsa..... | 1958 |

Fewest First Downs

| | | | |
|----|---|--------------------|------|
| 1. | 3 | West Virginia..... | 1989 |
| 2. | 5 | Pacific..... | 1949 |
| 3. | 6 | Tulsa..... | 1958 |
| | 6 | Xavier..... | 1956 |
| | 6 | @ Navy..... | 1956 |

Fewest Penalties

| | | | |
|----|---|-----------------|------|
| 1. | 1 | Houston..... | 2014 |
| | 1 | Rutgers..... | 1994 |
| | 1 | Louisville..... | 1966 |
| | 1 | Memphis..... | 1966 |
| | 1 | Army..... | 1963 |
| | 1 | Hawai'i..... | 1954 |

Fewest Yards Penalized

| | | | |
|----|----|--------------------|------|
| 1. | 4 | Memphis..... | 1966 |
| 2. | 5 | Army..... | 1963 |
| 3. | 10 | Houston..... | 2014 |
| | 10 | Temple..... | 2003 |
| | 10 | Rutgers..... | 1994 |
| 5. | 12 | Wichita State..... | 1965 |
| 6. | 13 | South Dakota..... | 1965 |

Fewest Punts

| | | | |
|----|---|-------------------|------|
| 1. | 0 | UCF..... | 2015 |
| | 0 | Miami (OH)..... | 2008 |
| | 0 | Memphis..... | 1998 |
| | 0 | Miami (OH)..... | 1954 |
| 3. | 1 | Seven Times | |
| | | Last vs. SMU..... | 2021 |

OPPONENT SINGLE GAME TEAM RECORDS & OVERTIME RESULTS

Fewest Rushing Attempts

| | | | |
|----|----|----------------------|------|
| 1. | 17 | Dayton..... | 1961 |
| 2. | 18 | @ East Carolina..... | 2015 |
| 3. | 19 | Miami (OH)..... | 2012 |
| | 19 | Xavier..... | 1954 |
| | 19 | Akron..... | 2006 |

Fewest Rushing Yards

| | | | |
|----|-----|--------------------------|------|
| 1. | -46 | Kansas..... | 1997 |
| 2. | -37 | Wichita State..... | 1974 |
| 3. | -22 | NC State..... | 2011 |
| 4. | -20 | Northwestern State..... | 1977 |
| 5. | -19 | Louisiana-Monroe..... | 1996 |
| 6. | -17 | Louisville..... | 1968 |
| 7. | -16 | Louisiana-Lafayette..... | 1975 |
| 8. | -15 | Syracuse..... | 2007 |
| 9. | -14 | Louisville..... | 1981 |
| | -14 | Wichita State..... | 1965 |

Fewest Passing Attempts

| | | | |
|----|---|---------------------|------|
| 1. | 1 | Boston College..... | 1964 |
| 2. | 2 | Louisville..... | 1953 |
| 3. | 3 | Miami (OH)..... | 1971 |
| | 3 | Wichita State..... | 1955 |
| | 3 | Miami (OH)..... | 1957 |

Fewest Pass Completions

| | | | |
|----|---|-------------------------|------|
| 1. | 0 | vs. Louisville..... | 1974 |
| | 0 | vs. Ohio..... | 1973 |
| | 0 | vs. Boston College..... | 1964 |
| | 0 | vs. Indiana..... | 1963 |
| | 0 | vs. Ohio..... | 1949 |

Fewest Passing Yards

| | | | |
|----|----|---------------------|------|
| 1. | -1 | Xavier..... | 1971 |
| 2. | 0 | Louisville..... | 1974 |
| | 0 | Ohio..... | 1973 |
| | 0 | Boston College..... | 1964 |
| | 0 | Indiana..... | 1963 |
| | 0 | Ohio..... | 1949 |

Fewest Yards Total Offense

| | | | |
|----|----|--------------------------|------|
| 1. | 18 | Louisiana-Lafayette..... | 1973 |
| 2. | 22 | Ohio..... | 1950 |
| 3. | 32 | Xavier..... | 1954 |
| 4. | 53 | Kansas..... | 1997 |
| 5. | 70 | Louisville..... | 1976 |

Most Points

| | | | |
|----|----|--------------------|------|
| 1. | 81 | Penn State..... | 1991 |
| 2. | 71 | Houston..... | 1968 |
| | 71 | Ohio Wesleyan..... | 1928 |
| 4. | 70 | Louisville..... | 2004 |
| | 70 | Florida State..... | 1990 |
| 6. | 69 | West Virginia..... | 1989 |

Most Rushing Attempts

| | | | |
|----|----|--------------------|------|
| 1. | 86 | West Virginia..... | 1969 |
| 2. | 79 | Houston..... | 1974 |
| | 79 | Miami (OH)..... | 1972 |
| 4. | 76 | Miami (OH)..... | 1967 |
| 5. | 74 | Miami (OH)..... | 1968 |

Most Rushing Yards

| | | | |
|----|-----|------------------------|------|
| 1. | 569 | @ Navy..... | 2017 |
| 2. | 539 | Northern Illinois..... | 1989 |
| 3. | 500 | ECU..... | 1987 |
| 4. | 484 | Penn State..... | 1991 |
| 5. | 483 | West Virginia..... | 1969 |

Most Passing Yards

| | | | |
|----|-----|------------------|------|
| 1. | 535 | @ ECU..... | 2019 |
| 2. | 482 | vs. Florida..... | 2010 |
| 3. | 464 | @ ECU..... | 2017 |
| 4. | 460 | Louisville..... | 1998 |
| 5. | 451 | Tulsa..... | 1965 |

Most Passing Attempts

| | | | |
|----|----|-----------------|------|
| 1. | 67 | Louisville..... | 1997 |
| 2. | 66 | Indiana..... | 2022 |
| | 66 | Houston..... | 1993 |
| 4. | 62 | ECU..... | 2014 |
| | 62 | ECU..... | 1997 |

Most Pass Completions

| | | | |
|----|----|------------------|------|
| 1. | 38 | Duke..... | 2012 |
| 2. | 37 | ECU..... | 1997 |
| 3. | 36 | Oklahoma..... | 2010 |
| | 36 | Houston..... | 1992 |
| 5. | 35 | ECU..... | 2014 |
| 6. | 34 | @ ECU..... | 2015 |
| | 34 | @ Tennessee..... | 2011 |

Most Yards Total Defense

| | | | |
|----|-----|-------------------|------|
| 1. | 742 | Louisville..... | 1998 |
| 2. | 710 | @ Ohio State..... | 2014 |
| | 706 | Penn State..... | 1991 |
| 4. | 696 | Houston..... | 1968 |
| 5. | 662 | Iowa..... | 1990 |

Most Passes Intercepted

| | | | |
|----|---|------------------------|------|
| 1. | 7 | Kansas State..... | 1951 |
| 2. | 6 | Oregon State..... | 2007 |
| | 6 | North Texas..... | 1966 |
| | 6 | UTEP..... | 1951 |
| | 6 | Mississippi State..... | 1949 |

Most Interception Return Yards

| | | | |
|----|-----|-------------------|------|
| 1. | 162 | Dayton..... | 1956 |
| 2. | 138 | UTEP..... | 1951 |
| 3. | 123 | Memphis..... | 1998 |
| 4. | 117 | Memphis..... | 1995 |
| 5. | 110 | Oregon State..... | 2007 |

Most Turnovers Forced

| | | | |
|----|---|-------------------|------|
| 1. | 8 | Rice..... | 1974 |
| 2. | 7 | Oregon State..... | 2007 |
| | 7 | Memphis..... | 2000 |
| | 7 | ECU..... | 1990 |
| | 7 | Rutgers..... | 1983 |

OVERTIME RECORDS

| YEAR | OPPONENT | W/L | LENGTH | REGULATION | FINAL |
|------|---------------------------|-----|--------|------------|-------|
| 1996 | Miami (OH) | W | 3OT | 17-17 | 30-23 |
| 1997 | at Houston * | L | 2OT | 31-31 | 41-38 |
| | at Miami (OH) | W | 2OT | 24-24 | 34-31 |
| 1999 | UAB * | L | OT | 21-21 | 24-21 |
| 2000 | at Wisconsin | L | OT | 22-22 | 28-25 |
| | at Memphis * | W | OT | 10-10 | 13-10 |
| 2002 | TCU * | W | OT | 29-29 | 36-29 |
| 2003 | Temple | W | 3OT | 24-24 | 30-24 |
| | at USF * | L | 2OT | 10-10 | 24-17 |
| 2008 | at No. 20 West Virginia * | W | OT | 20-20 | 26-23 |
| 2012 | at No. 16/14 Louisville * | L | OT | 31-31 | 34-31 |
| 2013 | No. 19/16 Louisville * | L | OT | 24-24 | 31-24 |
| 2016 | at Tulsa * | L | OT | 34-34 | 40-37 |
| 2017 | SMU * | L | OT | 28-28 | 31-28 |
| 2018 | at Temple * | L | OT | 17-17 | 24-17 |
| | at SMU * | W | OT | 20-20 | 26-20 |
| 2023 | Miami (OH) | L | OT | 24-24 | 31-24 |

* - Conference Game

CINCINNATI'S RECORD WHEN ...

| | |
|------------------------------------|------|
| All Overtime Games..... | 7-10 |
| One Overtime:..... | 4-8 |
| Two Overtimes:..... | 1-2 |
| Three Overtimes:..... | 2-0 |
| Overtime at Home..... | 3-4 |
| Overtime on the Road..... | 4-6 |
| Overtime Conference Games..... | 4-8 |
| Overtime Non-Conference Games..... | 3-2 |
| Overtime Coin Toss..... | 9-8 |

POSSESSION RESULT

| | CINCINNATI | OPP. |
|-------------------------|------------|------|
| Touchdowns..... | 8 | 8 |
| Field Goals..... | 6 | 7 |
| Missed Field Goals..... | 0 | 3 |
| Turnovers..... | 6 | 5 |