



Game Two | at RV Cincinnati | Sept. 10, 2022 at 3:30 P.M. EST | Cincinnati, OH

## SERIES HISTORY



FIRST-EVER MEETING



VS. FBS  
0-3

VS. FCS SINCE 2010  
11-0

LAST GAME VS. FBS ('21)  
L, at GaTech - 45-17

LAST GAME VS. FCS ('21)  
W, vs. Murray St. - 42-7

## BROADCAST INFO



TV: ESPN+

PLAY-BY-PLAY  
Tony Simone

COLOR  
Taylor McHargue



RADIO: KSU OWLS APP  
PLAY-BY-PLAY  
Nolan Alexander

ANALYST  
Barclay Miller

SIDELINE  
Brandon Sutton

HOST  
Jordan Griffitt

## 2022 STATS



### 2022 OPPONENTS

#### POINTS SCORED

17

27

#### TOTAL YARDS

328

402

#### PASSING YARDS

135

289

#### RUSHING YARDS

193

113

#### TIME OF POSSESSION

39:06

20:54

#### FIRST DOWNS

20

21

#### TURNOVERS

1

2

#### SACKS

2

2

## COACHING MATCHUP



Brian Bohannon  
Season at KSU: 8th (63-19)  
Season as HC: 8th (63-19)



Luke Fickell  
Season at CIN: 6th (48-16)  
Season as HC: 7th (54-23)

## NUMBERS TO KNOW

73

» The Owls have rushed for 150+ yards in 73 straight games dating back to week 11 of the 2015 season.

» KSU football has been ranked in a top 25 poll for 61 consecutive weeks dating back to Oct. 30, 2017.

61

32

» KSU has won each of the last 41 games when it scores 32 points and is 44-1 all-time when reaching that mark.

» KSU ranks second in the FCS with 20 road wins in the last five seasons.

20

18

» KSU football is 18-2 at home when it plays an opponent for the first time. The Owls face five new opponents this season.

» KSU quarterback Xavier Shepherd is only 13 completions away from 100 career completions.

13

4

» Saturday's contest marks the fourth game against the FBS for Kennesaw State Football.

» The Owls' trip to Cincinnati will be the third game against a team from Ohio in program history.

3

1

» 2022 marks year one for Kennesaw State in the ASUN Conference for football after seven years in the Big South.

## 2022 SCHEDULE (0-1, 0-0)

COMBINED OPPONENTS RECORD

5-8



at Samford (1-0)

L, 17-27



at RV Cincinnati (0-1)  
Saturday, Sept. 10 | 3:30p EST  
Cincinnati, Ohio  
Nippert Stadium



BYE WEEK



vs. Wofford (0-1)  
Saturday, Sept. 24 | 6:00pm  
Kennesaw, Ga.  
Fifth Third Bank Stadium



at Jacksonville State (2-0)  
Saturday, Oct. 1 | 2:00p EST  
Jacksonville, Ala.  
JSU Stadium



vs. North Alabama (0-1)  
Saturday, Oct. 8 | 6:00pm  
Kennesaw, Ga.  
Fifth Third Bank Stadium



vs. RV Central Arkansas (0-1)  
Saturday, Oct. 15 | 1:00pm  
Kennesaw, Ga.  
Fifth Third Bank Stadium



vs. Tennessee Tech (0-1)  
Saturday, Oct. 22 | 3:00pm  
Kennesaw, Ga.  
Fifth Third Bank Stadium



vs. Charleston Southern (0-1)  
Saturday, Oct. 29 | 1:00pm  
Kennesaw, Ga.  
Fifth Third Bank Stadium



at UT Martin (1-0)  
Saturday, Nov. 5 | 1:00p EST  
Martin, Tenn.  
Graham Stadium



vs. RV Austin Peay (1-1)  
Saturday, Nov. 12 | 1:00pm  
Kennesaw, Ga.  
Fifth Third Bank Stadium



at RV Eastern Kentucky (0-1)  
Saturday, Nov. 19 | 3:00pm  
Richmond, Kent.  
Roy Kidd Stadium

## WHAT'S INSIDE

Schedule/Results  
Team Notes  
Media Info  
Team Notes  
Milestones Ahead  
Nitty Gritties  
Saturday's Best

1 Xavier Shepherd  
1 A New Playground  
2 Rankings  
3 LLLD  
5 2021 Big South Honors  
6 Our Road to Glory  
8 The Bank

9 Offensive Depth Chart  
10 Defensive Depth Chart  
11 Brian Bohannon  
12 History  
13 Year-by-Year Results  
14 Single Game Records  
15 The Last Time We...

17 2021 Charts  
18 Depth Chart  
19 2021 Stats  
20 2022 Roster/Staff

31  
34  
35  
38

All games broadcasted on ESPN+  
All times eastern  
>> White - Home Game  
>> Grey - Road Game  
>> ASUN logo - Conference Game  
>> \* - Homecoming  
>> & - Senior Day/Military Appreciation Day



# MEDIA INFORMATION

## CREDENTIAL REQUESTS

>> Media credential requests for the 2022 KSU football season can be found on [KSUOwls.com/football](https://ksuowls.com/football) under the drop down menu.

>> Requests must be submitted no less than two days prior to the scheduled game. There are no exceptions.

>> The football communications staff reserves the right to revoke or deny credentials to any media members.

## PARKING INFO

>> Parking will be available for credentialed members of the media for 2022 Kennesaw State football home games. The KSU football communications staff is not able to provide parking for uncredentialed persons.

>> Media will park in the Yellow Lot at the northeast corner of Fifth Third Bank Stadium (see map on the right).

## MEDIA WILL CALL

>> Media will call/credential pickup will be at the Georgia Natural Gas Gate (located on the west side of Fifth Third Bank Stadium) and will open two hours prior to kickoff.

## SIDELINE ACCESS

>> Media must remain outside the bench area and may not shoot behind the benches on either sideline.

>> Media must remain in the designated area outside of the sideline box (from 20-yard line to 20-yard line).

## WEEKLY PRESS CONFERENCE

>> Coach Bohannon's weekly press conference is held in the press conference room inside Fifth Third Bank Stadium. For access and directions, please contact a member of the football communications staff.

>> The press conference is also live streamed every Tuesday at 11:30 a.m. on the Kennesaw State Owls YouTube channel.

## COMMS CONTACTS

Michael Goss      Assoc. Director of Communications  
Email: rgoss11@kennesaw.edu  
Office: 470-578-7872  
Cell: 678-477-8590

Michael Pitts      Communications Assistant  
Email: mpitts24@kennesaw.edu  
Office: 470-578-3217  
Cell: 678-373-7093

Nolan Alexander      Director of Communications/  
Broadcasting  
Email: nalexa29@kennesaw.edu  
Office: 470-578-7789  
Cell: 770-713-3071

## WEEKLY INTERVIEW ACCESS

>> Player/coach interview availability post-practice and during the week varies week-to-week and must be requested at least one day in advance.

>> The coaches and players available for interviews are determined by the KSU football communications staff and specific coaches and players cannot be guaranteed for media availability.

## MEDIA AVAILABILITY

SUN. 9/4 | NO AVAILABILITY

MON. 9/5 | SELECT PLAYER/COACH  
AVAILABILITY POST-PRACTICE

TUES. 9/6 | COACH BOHANNON'S  
WEEKLY PRESS CONFERENCE

WED. 9/7 | SELECT PLAYER/COACH  
AVAILABILITY POST-PRACTICE

THURS. 9/8 | NO AVAILABILITY

FRI. 9/9 | BROADCAST MEETINGS  
TRAVEL DAY

SAT. 9/10



SUN. 9/11 | NO AVAILABILITY

MON. 9/12 | SELECT PLAYER/COACH  
AVAILABILITY POST-PRACTICE

>> Any other interview requests for players or coaches must be approved by a KSU football communications contact.

# MEDIA PARKING





# A NUMBERS GAME

**82** STRAIGHT GAMES  
WITH AT LEAST ONE  
POINT SCORED  
(A.K.A. - EVERY GAME KSU HAS EVER PLAYED)



**117**



FBS VS. FCS GAMES SCHEDULED FOR  
THE 2022 SEASON



**STATS  
PERFORM**

THE ANALYST NAMED KENNESAW STATE  
AT CINCINNATI AS ONE OF THE TOP-10  
MATCHUPS TO WATCH

STRAIGHT  
GAMES SCORING  
DOUBLE-DIGITS **60**

LAST TIME SCORING ONLY SINGLE-DIGITS:  
NOVEMBER 19, 2016 VS. CHARLESTON SO.



**25-12** ALL  
TIME

WHEN PLAYING A TEAM FOR THE FIRST TIME

**7** STRAIGHT  
CONFERENCE  
WINS



KSU RECORD: 12

**SIX**

STRAIGHT  
FULL SEASONS  
FORCING AT  
LEAST ONE  
SHUTOUT

**6-4** IN  
CONFERENCE

**3-3** IN  
PLAYOFFS

**18-2** AT  
HOME

**7-10** ON THE  
ROAD

**FIVE** NEW OPPONENTS ON DECK IN 2022

RE-WROTE  
THE



RECORD  
BOOK

1ST AND 2ND-MOST SINGLE-GAME RUSHING TDs BY A QB


**4**

XAVIER SHEPHERD  
VS. DAVIDSON IN 2021

JONATHAN MURPHY  
AT WOFFORD IN 2019

**3**

**TOP 20**



TOTAL  
DEFENSE  
IN FCS EVERY  
YEAR  
OF KSU FB  
HISTORY

THE ONLY FCS PROGRAM TO FINISH  
TOP 20 IN EVERY SEASON SINCE 2015



# RUSHING TO VICTORY

**6** STRAIGHT  
SEASONS  
FINISHING  
**TOP  
THREE**

IN RUSHING YARDS

THE LONGEST ACTIVE  
STREAK IN THE



**263** RUSH  
TDS  
SINCE 2015  
**2ND IN FCS**

**73**

STRAIGHT GAMES  
WITH 150+  
RUSHING YARDS

STARTED IN **WEEK 11** OF THE  
**2015 SEASON**



CONSECUTIVE GAMES  
OUT-RUSHING OPPONENTS

**14**

*IN 81 GAMES, KSU HAS  
ONLY BEEN  
OUT-RUSHED*

**3 TIMES**



FOOTBALL x TRACK & FIELD



ADAM WATKINS  
THROWS



TYKEEM WALLACE  
SPRINTS

**2**  
**SPORTERS**





# NOTES TO KNOW

**ONE OF 3**



**PROGRAMS TO HAVE A**  
PLAYER FINISH 28TH OR BETTER IN  
RUSHING TOUCHDOWNS IN EACH OF  
THE LAST FIVE SEASONS  
*NORTH DAKOTA ST*  
+  
*EASTERN WASHINGTON*

THE  
**ONLY**

FCS PROGRAM TO HAVE **4**  
QBs POST FALL SEASONS OF

**850+ RUSHING YARDS**

**AND**

**1,000+ PASSING YARDS**

**SINCE 2015**

(NO SCHOOL HAS HAD MORE THAN TWO IN THAT  
SPAN)

**KSU IS ONE OF ONLY**

**THREE**

**DIVISION I PROGRAMS TO**  
**ACCOMPLISH THIS FEAT**  
(LOUISVILLE AND NAVY)

**ONE OF 2**

FCS TEAMS  
SINCE 2015 TO

**FINISH TOP 23 IN 3RD DOWN**  
**CONVERSIONS EVERY**  
**SEASON** (DUQUESNE)



**FINISH TOP 26 IN TIME OF**  
**POSSESSION EVERY SEASON**  
(THE CITADEL)

**3**

**THE ONLY FCS TEAM TO**  
**FINISH TOP 10 IN 3RD**  
**DOWN CONVERSIONS IN**

**FIVE** OF THE  
LAST SEVEN  
SEASONS

THE ONLY  
FCS  
PROGRAM  
TO FINISH

**TOP 6**

IN SACKS  
ALLOWED  
EVERY FALL  
SINCE 2015



# CAREER MILESTONES AHEAD



**XAVIER SHEPHERD**  
QUARTERBACK

## 52.6 Rushing YPG (5th)

- Record: Trey White (70.6)

## 25 Rushing TDs (3rd)

- Record: Chandler Burks (56)
- 2nd: Darnell Holland (26)

## 1,055 QB Rush Yards (3rd)

- Record: Chandler Burks (2,813)
- 2nd: Trey White (1,059)

## 16 Passing TDs (2nd)

- Record: Chandler Burks (33)

## 11.0 Passing YPA (2nd)

- Record: Tommy Bryant (12.7)

## One 200-Yard Passing Game (2nd)

- Record: Chandler Burks (2)

## 2,604 Total Yards (2nd)

- Record: Chandler Burks (6,451)

## 41 TDs Responsible For (2nd)

- Record: Chandler Burks (89)

## 25 Total TDs (3rd)

- Record: Chandler Burks (56)
- 2nd: Darnell Holland (30)

## 87 Completions

- 13 away from 100

## Eight 100-yard Passing Games (2nd)

- Record: Chandler Burks (13)



**TRAVIS BELL**  
DEFENSIVE LINE

## 19.0 TFL (5th)

- 4th: Izzy Sam (21.0)

## 9.5 Sacks (5th)

- 3rd: Peyton Moore (11.0)
- 4th: Anthony Gore (10.0)

## 69.7 Rushing YPG (2nd)

- Record: Trey White (70.6)

## 10.8 Passing YPA (3rd)

- Record: Tommy Bryant (12.7)
- 2nd: Xavier Shepherd (11.1)

## 21.6 Passing YPC (2nd)

- Record: Tommy Bryant (22.3)



**JONATHAN MURPHY**  
QUARTERBACK

## 232 Points Scored (3rd)

- Record: Chandler Burks (336)
- 2nd: Justin Thompson (316)

## 148 PATs Made (2nd)

- Record: Justin Thompson (196)

## 28 FGs Made (2nd)

- Record: Justin Thompson (40)

## 151 PAT Atts. (2nd)

- Record: Justin Thompson (202)



**NATHAN ROBERTSON**  
KICKER

**MARKEITH MONTGOMERY**  
DEFENSIVE BACK



## 5 INTs (5th)

- Record: Dante Blackmon (8)
- 2nd: Taylor Henkle (7)
- 3rd: Bryson Armstrong & Dorian Walker (6)



# THE NITTY GRITTIES

Stat	2022	Under Bohannon
Overall	0-1	63-19
At home	0-0	37-5
On the road	0-1	25-14
At neutral site	0-0	1-0
Conference Games	0-0	29-8
Non-Conference Games	0-1	31-11
Overtime	0-0	1-2
Playoff games	0-0	5-4
Thursdays	0-1	3-3
Saturdays	0-0	60-16
Day (Before 6 p.m.)	0-0	46-11
Night (After 6 p.m.)	0-1	16-8
In August	0-0	1-2
In September	0-1	17-5
In October	0-0	22-2
In November	0-0	19-5
In December	0-0	2-4
On Turf	0-0	18-12
On Grass	0-1	45-7
Vs. Ranked Opponents	0-0	8-9
Win Coin Toss	0-1	27-14
Lose Coin Toss	0-0	35-6
Score First	0-1	38-9
Opponent Scores First	0-0	25-10
Lead after 1st quarter	0-1	37-4
Tied after 1st quarter	0-0	14-9
Trail after 1st quarter	0-0	13-6
Lead after 2nd quarter	0-0	52-5
Tied after 2nd quarter	0-0	7-1
Trail after 2nd quarter	0-1	4-13
Lead after 3rd quarter	0-1	59-3
Tied after 3rd quarter	0-0	1-0
Trail after 3rd quarter	0-0	3-16
Have a 100-yd rusher	0-0	34-6
Allow a 100-yd rusher	0-0	9-6
Have a 300-yd passer	0-0	0-0
Allow a 300-yd passer	0-0	5-2
Have a 100-yd receiver	0-0	6-1
Allow a 100-yd receiver	0-1	5-7
Scoring < 20 points	0-1	7-9
Scoring 20-29 points	0-0	9-8
Scoring 30+ points	0-0	45-2
Allowing < 20 points	0-0	43-2
Allowing 20-29 points	0-1	11-8
Allowing 30+ points	0-0	3-9
Outgain opponent	0-0	57-10
Outgained by opp.	0-1	6-9
Win turnover margin	0-1	40-3
Lose turnover margin	0-0	7-9
Tie in turnovers	0-0	17-6
Close games (1-10)	0-1	19-12
Games (11-20)	0-0	8-2
Blowouts (20+)	0-0	36-5
Won Time of Poss.	0-1	50-15
Last Time of Poss.	0-0	11-5

## STREAKS AND DUBS

Current Streak	Loss 1
Current Home Streak	Won 11
Current Road Streak	Lost 1
Last Win	Nov. 27, 2021
	vs. Davidson, 48-21
Last Home Win	Nov. 27, 2021
	vs. Davidson, 48-21
Last Home Loss	Nov. 2, 2019
	vs. Monmouth, 45-21
Last Road Win	Nov. 13, 2021
	at North Alabama, 28-24
Last Road Loss	Sept. 1, 2022
	at Samford, 27-17

## COACHES TO 50 WINS

Coach	Record	Total Gms
Paul Johnson	50-8	58
Urban Meyer	50-11	61
Kirby Smart	50-14	64
<b>Brian Bohannon</b>	<b>50-15</b>	<b>65</b>
Dabo Swinney	50-22	77
Nick Saban	50-29-1	80

## WINNING % SINCE 2015

Rk	Team	Win%
1.	Georgia	.811
2.	<b>Kennesaw State</b>	<b>.768</b>
3.	Georgia Southern	.506
4.	Mercer	.487
5.	Georgia State	.454
6.	Georgia Tech	.398

## PPG AVERAGE SINCE 2015

Rk	Team	PPG
1.	<b>Kennesaw State</b>	<b>34.81</b>
2.	Georgia	32.67
3.	Mercer	28.09
4.	Georgia Southern	27.65
5.	Georgia State	26.04
6.	Georgia Tech	26.16

## QUICK FACTS

Institution Name	Kennesaw State University
Location	Kennesaw, Ga. 30144
Enrollment	43,000
Founded	1963
Nickname	Owls
Colors	Black & Gold
Affiliation	NCAA Division I FCS
Conference	Big South Conference
President	Dr. Kathy Schwaig
Director of Athletics	Milton Overton
Athletic Website	KSUOwls.com
Home Field	Fifth Third Bank Stadium
» Capacity	8,300
» Surface	Bermuda Grass
» 2021 Fall Record	11-2
Base Offense	Spread Option
Base Defense	4-2-5
Offensive Starters Returning/Lost	5/6
Defensive Starters Returning/Lost	7/4
First Season of Football	2015
All-Time Record	63-19 (.768)

## COACHING STAFF

Head Coach	Brian Bohannon
» Alma Mater	Georgia '93
» Career Record	63-19 (8th Year)
Off. Coordinator/Off. Line	Grant Chesnut
Def. Coordinator/Safeties	Danny Verpaele
WRs Coach/Special Teams Coord.	Ossie Buchannon
Tight Ends/Tackles Coach	Stewart Cook
Recruiting/Defensive Line	Liam Klein
Defensive Backs Coach	Darius Safford
Running Backs Coach	Tim Glanton
Quarterbacks/B-backs Coach	Chandler Burks
Linebackers Coach	Greg Harris
Defensive Ends	Kynjee Cotton
Graduate Assistant/Offense	Jake Lassiter
Graduate Assistant/Defense	Hampton Hamner
Director of Strength/Conditioning	Jim Kiritsy
Chief of Staff	Matt Griffin
Director of Football Operations	Lydia West
Head Football Athletic Trainer	Keith Mize
Assistant Football Athletic Trainer	Courtney Wisler
Video Coordinator	Reese Mathewson
Coordinator, Football Admin.	Trudy Cobb



# THE NITTY GRITTIES

## Best Ever

- No other start-up program in college football history had more wins in its first five seasons that Kennesaw State with 48 victories
- The Owls surpassed Georgia Southern (47) and Old Dominion (46) with their final two wins of the 2019 season.
- KSU is also the first start-up program in college football history to post three consecutive 11-win seasons during its first five years of competition.

## Dynasty Mode

- Dating back to week two of the 2017 season, Kennesaw State has won 49 of its last 59 games for an .831 winning percentage.
- The Owls won three Big South Conference Championships in the last five seasons and have four FCS Playoff appearances.
- KSU is one of three teams in the country to win a playoff game in each of the last four fall seasons, joined by North Dakota State and James Madison. The Owls are also one of just five programs to appear in each of the last four 24-team FCS Playoffs.

## Double-Up

- The Owls are 46-5 when they score inside the last three minutes of the first half (35 TD's and 16 FG's). The team is 33-2 when it scores a touchdown inside three minutes and 13-3 when it kicks a field goal inside three minutes of the first half.
- When KSU scores inside three minutes of the first half AND on its first possession of the second half, the team is 30-0.

## Owls Owned The Big South

- In just seven seasons of existence, Kennesaw State and head coach Brian Bohannon have five all-time playoff wins, tying the record by both a league member and head coach. Former member Coastal Carolina and its head coach, Joe Moglia, collected four playoff victories.
- Kennesaw State and Monmouth split the last five Big South titles. The two programs are a combined 47-5 in conference games since the start of the 2017 season, with each loss against each other.

## Minute Men

- In their first seven seasons, the Owls have 63 scoring drives of one minute or less, including a program-best 17 in 2019.
- KSU tallied eight scoring drives under one minute during the 2021 season.

## Fourth Down Success

- The Owls set a new program record with 12 consecutive successful fourth down attempts last season. The streak started week one against Reinhardt and ended week eight against Campbell.
- Since its inaugural season in 2015, Kennesaw State has the most fourth down attempts AND most successful conversions in the FCS (minimum 100 attempts).
- There have only been four games in the history of Kennesaw State football that the team has not attempted at least one fourth down conversion.
  - Point University - 2015, 2016
  - Presbyterian College - 2018
  - Gardner-Webb - 2021

## A Tradition Unlike Any Other

- HERO Sports ranked the top FCS traditions and to no surprise KSU's Turnover Plank made the list. Former Owl Tanner Jones discovered Plank during a 2015 spring break trip, and brought it to the team during the 2017 season. Adopted as the team's turnover reward, Plank has been featured on media outlets nationwide and is an unquestioned national treasure.

## The In-Town Scoreboard

- Kennesaw State is 20 minutes away from the city of Atlanta and its three major professional sports franchises, the Braves, Falcons and Hawks.
- KSU football has shared gamedays with each of these teams and has found success when it has had to share the spotlight.
- The Owls were in action on three Saturdays during the Atlanta Braves' 2021 World Series run in the Postseason. On each of those days, both squads were victorious (and both brought rings to Cobb County in 2021).
- When any of the three play, KSU football is 45-12.
- On days when the Braves play: 25-8
- On days when the Falcons play: 1-0
- On days when the Hawks play: 19-4
- On days when two of the three play, KSU football is 3-0.
- The Owls share eight gamedays in 2022 with one of these teams, with the first four regular season games matching up with the Braves and the final four with the Hawks,





# SATURDAY'S BEST

## 2022 UNIFORM COMBINATIONS

Opponent	Result	Helmet	Jersey	Pants
Samford	Loss	Black	White	Black
Cincinnati				
Wofford				
Jacksonville State				
North Alabama				
Central Arkansas				
Tennessee Tech				
Charleston Southern				
UT Martin				
Austin Peay				
Eastern Kentucky				

Xavier Hill catching the game-winning TD vs. Gardner-Webb (2021) >>



## ALL-TIME UNIFORM COMBINATIONS

Helmet/Jersey/Pants	W/L Record	Last Win	Last Used	First Used	Notable Games
Gold/White/Gold	7-3	10/9/21	10/9/21	2015	
Gold/White/Gold	7-3	10/9/21	10/9/21	2015	First-ever KSU game at ETSU
Gold/Black/Black	7-0	9/2/21	9/2/21	2015	First-ever KSU home game vs. EWU
Gold/Gold/White	2-2	9/9/17	9/11/21	2015	First P5 game at Georgia Tech
Gold/White/White	6-6	9/18/21	12/4/21	2015	2019 Postseason vs. Wofford
Gold/Gold/Black	1-1	10/8/16	10/8/16	2015	
Gold/White/Black	0-1	N/A	11/14/15	2015	
Gold/Black/Gold	4-0	10/2/21	10/2/21	2016	
Black/White/Gold	1-0	10/29/16	10/29/16	2016	
Black/Gold/Gold	1-0	11/5/16	11/5/16	2016	
Black/Black/Black	5-0	11/20/21	11/20/21	2016	2018 and 2021 Big South Championship Games
Black/White/Black	5-3	10/23/18	9/1/22	2017	
Gold/Gold/Gold	4-0	10/16/21	10/16/21	2017	
Gold/Grey/Grey	2-1	3/20/21	3/20/21	2017	
Black/White/White	3-0	11/6/21	11/6/21	2017	2017 Big South Championship Game
Black/Gold/Black	2-1	9/15/18	11/2/19	2017	2017 Postseason vs. Wofford
Black/Grey/Grey	1-0	11/25/17	11/25/17	2017	
White/Black/White	2-0	9/28/19	9/28/19	2018	
White/White/White	2-0	11/9/19	11/9/19	2018	2018 vs. JSU at SunTrust Park
Gold/Grey/Gold	3-0	4/3/21	4/3/21	2018	2018 Postseason vs. Wofford
White/Gold/White	1-0	12/1/18	12/1/18	2018	
Gold/Gold/Grey	1-0	10/26/19	10/26/19	2019	
White/White/Grey	1-0	11/16/19	11/16/19	2019	
Grey/Grey/Grey	1-0	10/30/21	10/30/21	2021	
Grey/White/Grey	1-0	11/13/21	11/13/21	2021	
Black/Grey/Black	1-0	11/27/21	11/27/21	2021	2021 Postseason vs. Davidson

## UNIFORM FUN FACTS

### Combination Lock

• Since its inception as a program in 2015, the Owls have donned 26 different uniform combinations. Gold, black, white and grey are the only colors that have made an appearance on a KSU football uniform. The 2015 and 2018 seasons each introduced six new combos, the most in a single season.

### All-Out Dominance

• The Owls are 12-0 all-time when using one color on all three pieces of the uniform. When wearing all black, the Owls are 5-0, and 4-0 when wearing all gold. Only one of these combinations, the all-white uniform used in 2018 and 2019, has even been worn on the road.

### Black and Gold, Proud and Bold

• The winningest combo in KSU history is gold helmets with a black jersey and black pants with a 7-0 all-time record. This uniform was worn in the first-ever home game in KSU football history, a 58-7 win over Edward Waters. It was worn four total times in the inaugural season, but has only been used three times since then.



# THE X MAN

2021 MARKS

**23**

**RUSHING TOUCHDOWNS**  
FIRST IN FCS, LED ASUN

**10.6**

**POINTS PER GAME**  
THIRD IN FCS, LED ASUN

**228**

**POINTS RESPONSIBLE FOR**  
SIXTH IN FCS, LED ASUN

**15**

**PASSING TOUCHDOWNS**  
KSU RECORD

**4**

**PASS TD VS. G. WEBB**  
KSU RECORD

**179**

**RUSHING YARDS VS. HAMPTON**  
BIG SOUTH RECORD FOR RUSH YARDS BY QB IN CONFERENCE GAME

**11**

**WINS IN FIRST 12 STARTS**  
KSU QB RECORD

**2**

**BACK-TO-BACK GAMES WITH 4 TOUCHDOWN PASSES**  
KSU RECORD

**4**

**BIG SOUTH OFFENSIVE PLAYER OF THE WEEK HONORS**  
ONLY PLAYER TO HAVE MORE THAN ONE



**XAVIER SHEPHERD**  
QUARTERBACK



# NEW PLAYGROUND



**PICKED TO WIN ASUN**  
4 FIRST PLACE VOTES  
34 TOTAL POINTS



**5-0**  
**ALL-TIME**  
AGAINST CURRENT ASUN TEAMS



# ALL-CONFERENCE



**XAVIER  
SHEPHERD**

QUARTERBACK  
Junior



**TERRELL  
PAXTON**

OFFENSIVE LINEMAN  
Senior



**ZION  
KATINA**

OFFENSIVE LINEMAN  
Senior



**MATT  
OLSON**

OFFENSIVE LINEMAN  
Graduate



# POLL POSITION

2015

STATS	Coaches
--	PS
--	W1
--	W2
--	W3
--	W4
--	W5
--	W6
RV	W7
RV	W8
RV	W9
--	W10
--	W11
--	W12
--	FINAL

2016

STATS	Coaches
RV	PS
--	W1
--	W2
--	W3
--	W4
RV	W5
RV	W6
RV	W7
--	W8
RV	W9
RV	W10
RV	W11
RV	W12
RV	FINAL

2017

STATS	Coaches
RV	PS
RV	W1
RV	W2
RV	W3
RV	W4
RV	W5
RV	W6
RV	W7
RV	W8
25	W9
23	W10
21	W11
16	W12
8	FINAL

2018

STATS	Coaches
5	PS
7	W1
7	W2
5	W3
4	W4
4	W5
3	W6
3	W7
2	W8
2	W9
2	W10
2	W11
2	W12
5	FINAL

2019

STATS	Coaches
10	PS
9	W1
9	W2
7	W3
6	W4
7	W5
7	W6
6	W7
6	W8
5	W9
15	W10
16	W11
16	W12
15	W13
13	FINAL

2021 (SPRING)

STATS	Coaches
8	PS
9	W1
9	W2
9	W3
8	W4
7	W5
7	W6
7	W7
16	W8
17	W9
--	W10
--	W11
--	W12
17	FINAL

2021 (FALL)

STATS	Coaches
19	PS
22	W1
24	W2
23	W3
20	W4
17	W5
15	W6
11	W7
12	W8
12	W9
10	W10
9	W11
10	W12
11	FINAL

2022

STATS	Coaches
8	PS
19	W1
	W2
	W3
	W4
	W5
	W6
	W7
	W8
	W9
	W10
	W11
	W12
	FINAL

61

CONSECUTIVE WEEKS  
IN THE TOP 25

THE STREAK STARTED  
OCT. 30, 2017

1,776 DAYS AGO  
(ENTERING 9/10)

SINCE OUR FIRST GAME



96

WEEKS OF  
NATIONAL FCS  
POLLS RELEASED



HAVE APPEARED IN  
63%  
OF THOSE POLLS

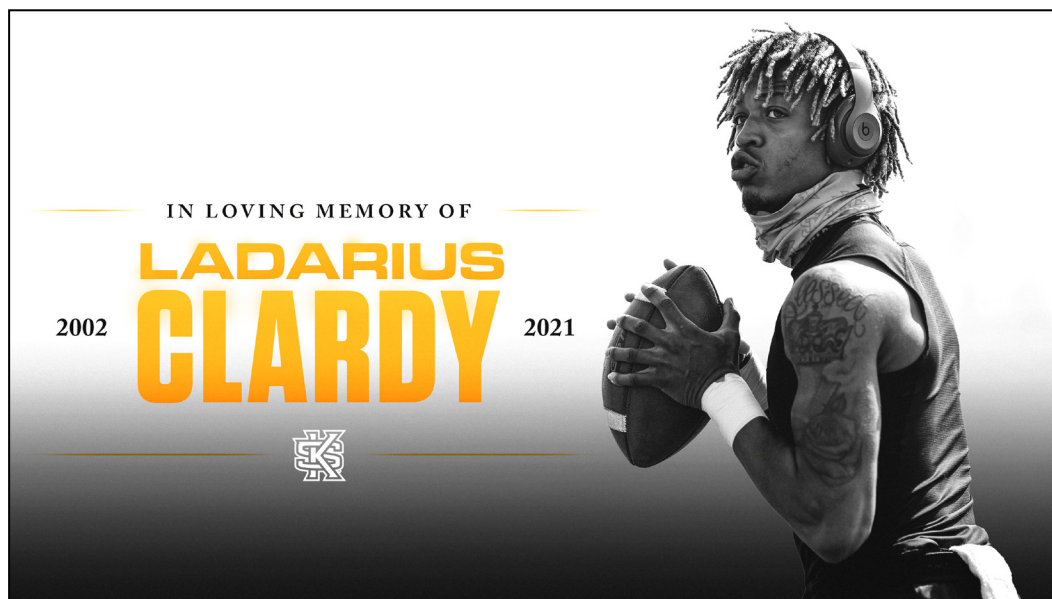
42 WEEKS  
IN  
TOP 10

WEEKS  
IN  
TOP 5 21





# LADARIUS CLARDY MEMORIAL IMPACT AWARD



Ladarius “LD” Clardy was a member of our 2020-2021 Kennesaw State football program. Just a freshman, he left a lifetime impact on teammates, coaches, the athletics department, and the greater Kennesaw community. Above all, he was a competitor.

Whether in friendships, in the classroom, or on the field, Ladarius worked hard to achieve his goals and lead others along with him. He is remembered for his smile and uplifting attitude that lit up any room. His effort on the football field was matched only by his diligence in the classroom. Ladarius represented all facets of a Kennesaw State football player.

On July 1st, 2021, his life was taken too soon. To honor his memory and legacy, the Ladarius “LD” Clardy Memorial Impact Award will be annually given to a member of our program that embodies his love for the game, the example he led by on and off the field, and the level of excellence we know he would want his teammates to live up to.

This player upholds the standards of Kennesaw State football, gives unbelievable effort in all areas as a student-athlete, and radiates a positive attitude worthy of wearing jersey #13. Ladarius was the Gold Standard as a young man, and we are honored to continue remembering his life on the football field each season.

## AWARD RECIPIENTS

Player	Year
DeAngelo Hardy, QB	2021



# LEFT IT RIGHT

2021 BIG SOUTH ALL-CONFERENCE SELECTIONS



BIG SOUTH OFFENSIVE PLAYER OF THE YEAR

**XAVIER SHEPHERD**

BIG SOUTH ALL-ACADEMIC TEAM

**CALEB O'NEAL**

BIG SOUTH SPECIAL TEAMS PLAYER OF THE YEAR

**NATHAN ROBERTSON**

BIG SOUTH DEFENSIVE FRESHMAN OF THE YEAR

**GARLAND BENYARD**

BIG SOUTH COACH OF THE YEAR

**BRIAN BOHANNON**

## 2021 BIG SOUTH FIRST-TEAM SELECTIONS

Player	Position	Year
Xavier Shepherd	QB	Sophomore
Jake Lassier	OL	Graduate
William Nana Fabu	OL	Senior
Evan Thompson	LB	Junior
Nathan Robertson	K	Senior
Jacob Potter	LS	Senior

## 2021 BIG SOUTH SECOND-TEAM SELECTIONS

Player	Position	Year
Zion Katina	OL	Junior
Terrell Paxton	OL	Junior
Travis Bell	DL	Senior
Chance Bates	LB	Senior




# ROAD TO **GLORY**





H O M E   F I E L D   A D V A N T A G E



**6-0**  
**IN 2021**

**37-5**  
**ALL TIME HOME RECORD**

**11**

**STRAIGHT WINS GOING INTO 2022**





# HOME, SWEET HOME

Opened **May 2, 2010**

Capacity **8,300**

Attendance Record **9,556**

Oct. 16, 2021 - KSU Football vs. North Carolina A&T



Home to KSU Soccer **since Aug. 14, 2010**

Home to KSU Lacrosse **since Mar. 2, 2013**

Home to KSU Football **since Sept. 12, 2015**

Also home to **Atlanta United 2**

Has Hosted:

**Atlanta United, United States National Women's Soccer Team, three U20 National Men's Soccer teams, World Cup Rugby qualifying games, Major League Lacrosse National Championship, CONCACAF Champions League Soccer and the USA Rugby Sevens Collegiate National Champs.**



## MOST ATTENDED KSU HOME FB GAMES

Rank	Opponent	Attendance
1	North Carolina A&T (10/16/21)	9,556
2	Edward Waters (9/12/15)	9,506
3	Liberty (10/15/16)	8,803
4	Alabama State (9/15/18)	8,799
5	Charleston Southern (11/7/15)	8,670
6	Monmouth (10/31/15)	8,668
7	Shorter (9/19/15)	8,664
8	ETSU (9/3/16)	8,574
9	Tennessee Tech (9/9/17)	8,418
10	Point (9/10/16)	8,354







# OFFENSIVE DEPTH CHART

**QB**



## 8 Xavier SHEPHERD

- 6-0 • 205 • Jr.
- KSU record 35 carries against Samford (Sept. 1)
- Led FCS in 2021 with 23 rushing TDs
- Set KSU season recs: passing TDs (15) & yds (1,341)



## 4 Jonathan MURPHY

- 6-0 • 190 • Sr.
- KSU single-game QB rushing yards record (206)
- 289 total yards and 4 TDs at ETSU in 2021
- Started 2021 season opener at Reinhardt

**2B**



## 2 Preston DANIELS

- 5-11 • 255 • Jr.
- 64 rush yards + 1 TD in season opener
- Career-long rush (26 yds) at Samford (Sept. 1)
- 11 yards per carry vs. Monmouth in 2021



## 46 Jordan LAY

- 5-11 • 205 • Jr.
- Four carries against Samford (Sept. 1)
- Hartwell, Ga. native
- Played linebacker in 2021

**SB**



## 12 Isaac FOSTER

- 5-10 • 175 • Gr.
- 1,043 career rushing yards
- 902 career kick return yards
- Graduated w/ B.S. in Business Admin in Dec. '21



## 26 Gabriel BENYARD

- 5-10 • 175 • So.
- Three carries for 20 yards, 1 rec. for 15 at Samford
- Scored first punt return TD in KSU history in 2021
- Brother, Garland, is starting at linebacker for KSU

**SB**



## 32 Marquis LEDET

- 6-0 • 205 • Jr.
- Three carries for six yards at Samford
- Went to Osborne High School in Marietta, Ga.
- Made KSU debut vs. Robert Morris in s2021



## 3 Nykeem FARROW

- 5-9 • 170 • Jr.
- Career-high 72-yard reception at Samford
- Career-high 178 rush yards last season
- 516 career all-purpose yards

**WR**



## 17 Chavis MARSHALL

- 6-3 • 195 • Jr.
- 38-yard career-long reception at Samford (Sept. 1)
- Played in 22 career games at Kennesaw State
- Graduated from Worth Co. HS in Sylvester, Ga.



## 7 Oscar GONZALEZ

- 6-4 • 230 • Sr.
- One reception for five yards at Samford
- Played in all 14 games as a freshman
- Native of Dalton, Ga.

**WR**



## 83 Blake BOHANNON

- 6-1 • 200 • So.
- Graduated from Etowah HS in Woodstock, Ga.
- Made first career start at Samford (Sept. 1)
- Son of head coach Brian Bohannon



## 5 Xavier HILL

- 6-2 • 205 • Jr.
- Career-best 56-yard reception vs. Davidson in '21
- Appeared on ESPN's 'You Got Mossed' in 2021
- Had two receiving TDs vs. Gardner-Webb

**LT**



## 71 Nathan WRIGHT

- 6-3 • 255 • Fr.
- Graduated from Gardendale HS in Alabama
- Started 13 games as a senior
- Led team to the state quarterfinals



## 75 Hall O'NEAL

- 6-2 • 255 • Jr.
- Played in seven games w/ 76 snaps in 2021
- Graduated from Holy Innocents' Episcopal School
- Native of Atlanta, Ga.

**LG**



## 50 Terrell PAXTON

- 6-0 • 310 • Sr.
- 2022 ASUN Preseason All-Conference selection
- Made nine starts in 2021 w/ 518 snaps
- 2021 Big South All-Conference second team



## 68 Trenton JACKSON

- 6-0 • 290 • Jr.
- Played in nine games w/ 500 snaps in 2021
- Led HS to the 2019 South State Championship
- Native of Hattiesburg, Miss.

**C**



## 70 James DAWSON


- 6-1 • 295 • Jr.
- Played in 10 games with 454 snaps last season
- Got first career start vs. Dixie State in s2021
- Graduated from Opelika HS in Opelika, Ala.



## 73 Mike FANGMAN

- 6-1 • 270 • So.
- Transferred from Missouri State
- Played four games for the Bears in 2021
- Graduated from Naples HS in Naples, Fla.

**RG**



## 65 Zion KATINA

- 6-2 • 285 • Sr.
- 2022 ASUN Preseason All-Conference selection
- Made nine starts at three positions w/ 599 snaps
- 2021 Big South All-Conference second team



## 52 Jordan LOVE

- 6-2 • 275 • So.
- Played in four games w/ 53 snaps as a freshman
- Graduated from Rockledge HS in Rockledge, Fla.
- Brother, Tristan, also plays OL for Kennesaw St.

**RT**



## 54 Seth ADAMS

- 6-3 • 250 • So.
- Transferred from Univ. of the Cumberlands (KY)
- Started 17 career games at UC
- Named to MSC Academic All-Conference team



## 71 Nathan WRIGHT

- 6-3 • 255 • Fr.
- Graduated from Gardendale HS in Alabama
- Started 13 games as a senior
- Led team to the state quarterfinals



# DEFENSIVE DEPTH CHART

**DE**



## 95 Joel PARKER

- 6-0 • 250 • Sr.
- Holds KSU single-game TFL (6.0) and sacks (3.0) record (vs. Alabama State in 2019)
- Had one sack at ETSU in 2021 FCS Playoffs



## 51 Kelcy ALLEN

- 6-1 • 280 • Sr.
- Made first career start vs. N.C. A&T in 2021
- Career-high five tackles against the Aggies
- Played in 18 career games at Kennesaw State

**DT**



## 96 Travis BELL


- 6-1 • 305 • Gr.
- Graduated w/ a B.S. in integrative studies in 2021
- Played in 37 career games at Kennesaw State
- 2021 Big South All-Conference second team



## 99 Charles REMY


- 6-1 • 215 • So.
- Two tackles in season opener at Samford
- Graduated from Harrison HS in Kennesaw, Ga.
- Earned all-region, All-Cobb and all-metro honors

**NT**



## 92 Carlos ALLEN

- 6-0 • 290 • Jr.
- Two tackles + one FR at Samford (Sept. 1)
- Recorded 14 tackles in nine games last season
- Graduated from Frederick Douglass HS in Atlanta



## 97 Adam WATKINS

- 6-0 • 285 • So.
- One sack against Samford in season opener
- Graduated from Dacula HS in Dacula, Ga.
- 24 tackles, six TFL and two sacks as a HS senior

**DE**



## 58 Jahon MYERS


- 6-3 • 255 • Jr.
- Had one TFL in season opener at Samford
- Played in all 13 games in 2021
- Had one sack and 2.5 TFL last season



## 94 Kerick REESE

- 6-2 • 210 • Jr.
- Two tackles and one strip-sack at Samford (Sept. 1)
- Played in 10 games with 3 sacks and 6.5 TFL in '21
- Career-high five tackles vs. Monmouth in 2021

**MIKE**



## 49 Juan SILAS

- 6-1 • 200 • Fr.
- One FF and TFL in first game at KSU (Sept. 1)
- Led Cedar Shoals HS to playoffs as a senior
- Native of Athens, Ga.



## 45 Mike MINCEY


- 6-1 • 230 • So.
- Played in season opener at Samford (Sept. 1)
- Transferred from Vanderbilt
- Graduated from Ware Co. HS in Waycross, Ga.

**WILL**



## 14 Jalen BARNUM

- 6-1 • 195 • Jr.
- Played in seven games last season
- Had nine tackles and two pass deflections in 2021
- Career-high five tackles vs. Robert Morris in s2021



## 42 Montrel JENKINS

- 6-0 • 215 • So.
- Two tackles against Samford (Sept. 1)
- Graduated from North Cobb High School
- Native of Acworth, Ga.

**SAM**



## 41 Garland BENYARD


- 6-1 • 200 • So.
- Seven tackles, two TFL and one FR at Samford
- 2021 Big South Defensive Freshman of the Year
- Brother, Gabriel, is a B-Back for Kennesaw State



## 39 William JENKINS


- 6-0 • 215 • Jr.
- Played in two games as a freshman in 2019
- Graduated from Cedar Grove High School
- Native of Decatur, Ga.

**CB**



## 11 Je'Cory BURKS


- 6-0 • 195 • Sr.
- Returned blocked FG for TD at Campbell in 2021
- Career-high six tackles at Wofford last season
- Played in 25 career games at KSU



## 20 Erwin BYRD

- 5-10 • 175 • Jr.
- Played in seven games last season
- Big South Co-Def. Player of the Week on 11/15/21
- Graduated from McEachern High School

**CB**



## 31 Chance GAMBLE

- 6-2 • 170 • So.
- Played in five games as a freshman last season
- First career INT at ETSU in 2021 FCS Playoffs
- 2021: seven tackles, two pass brkups and one INT



## 16 Ryan HARRIS

- 5-10 • 170 • Jr.
- Played in seven games last season
- Had four tackles in 2021
- Graduated from Dutch Fork HS in Irmo, S.C.

**FS**



## 21 Markeith MONTGOMERY


- 5-10 • 185 • Sr.
- Career-high eight tackles vs. Davidson last season
- One TFL in season opener at Samford
- Five career interceptions at KSU



## 25 Deontre MORRIS

- 5-11 • 185 • So.
- Played in season opener at Samford (Sept. 1)
- Played in two games last season
- Graduated from Therrell HS in Atlanta, Ga.

**SS**



## 38 Dylan HAND

- 6-0 • 195 • So.
- First career INT at Robert Morris last season
- Played in four games as a freshman in 2021
- Graduated from Dacula HS in Dacula, Ga.



## 29 Joe WILLIAMS

- 6-0 • 170 • Fr.
- Graduated from Thomasville High School
- Named Region 1 AA Athlete of the Year
- Native of Thomasville, Ga.



# BRIAN BOHANNON

**HEAD COACH  
8TH SEASON**



## PERSONAL INFO

Born: December 17, 1970  
Hometown: Griffin, Ga.  
Alma Mater: Georgia '93  
High School: Griffin HS  
Wife: Melanie  
Children: Blake, Braden and Brooke Anna

## BY THE NUMBERS

**Years as a Head Coach**

1 2 3 4 5 6 7 8

**Playoff Wins**

1 2 3 4 5

**Playoff Appearances**

1 2 3 4

**10-Win Seasons**

1 2 3 4

**Losing Seasons**

0

A program built on Effort, Attitude and Toughness, head coach Brian Bohannon has constructed Kennesaw State from the ground up and turned the Owls into a powerhouse program at the FCS level in just seven seasons.

Hired on March 24, 2013 and tasked with building a football program from scratch, Bohannon and embraced the challenge and quickly turned Kennesaw State into the best five-year start-up program in college football history in 2019 with a 48-15 overall record, three Big South Conference championships, three straight appearances in the FCS Playoffs and four playoff victories.

Bohannon is a four-time finalist for the Eddie Robinson award as the nation's top FCS head coach, including a runner-up finish in 2018 and a third-place finish in 2017. He was named the AFCA National Coach of the Year in 2017 and is a three-time Big South Conference Coach of the Year.

He is tied for 1st in Big South Conference history with 63 victories and he became the fastest coach in league history to win 50 games when he accomplished the feat in just 65 games.

In the first five years of the program, 72 national polls were released with the Owls appearing in exactly 50-percent of the rankings. Of those 72 polls, Kennesaw State was inside the top-10 41-percent of the time.

In its final season in the Big South, Kennesaw State "left it right," winning the 2021 conference title with a 49-17 rout of Monmouth and sealing a 7-0 conference record. The Black and Gold were ranked the entire season and made it as high as No. 4 in the AFCA Coaches poll. An 11-2 campaign saw KSU earn a fourth FCS Playoff appearance and a 48-21 win over Pioneer League champion Davidson in the opening round.

Due to COVID-19, the Big South Conference moved the 2020 season to the spring of 2021, where KSU posted a 4-1 mark. The Owls were perfect at home, and had 13 all-conference honorees. Linebacker Bryson Armstrong garnered multiple All-America honors as the Owls ranked second nationally in rushing and No. 14 in total defense.

The 2019 season was the beginning of a new era in Kennesaw State football, as the original signing class moved on and gave way to a new crop of talented players hungry to continue the championship tradition. Not only did the team deliver, but they recorded the program's third-straight 11-win season and made a return trip to the FCS Playoffs where they knocked off No. 11 Wofford on the road in the opening round.

After putting the world on notice in 2017 with a 12-2 season, the Owls somehow outdid themselves during the 2018 campaign. Ranked No. 2 in the nation for much of the year, KSU earned the No. 4 overall seed in the playoffs and took an 11-game winning streak to a second consecutive quarterfinal appearance where the Owls held the third-longest home winning streak in the nation that dated back over two calendar years.

Bohannon put Kennesaw State on the map in 2017 when he led the Owls to a 12-2 season and an outright Big South Championship after finishing conference play undefeated at 5-0. After upsetting No. 3 Jacksonville State in the second round of the FCS Playoffs, KSU's historic run would falter in the quarterfinals in a tough 34-27 loss to No. 5 Sam Houston State, but not before solidifying a young Kennesaw State team as one of the nation's top programs.

Bohannon is married to the former Melanie Cobb. The two have three children, sons Blake and Braden, and daughter Brooke Anna. Braden (freshman) and Blake (sophomore) are both on the Kennesaw State football team.

## CAREER NUMBERS

Year	School	Record
1996	Gardner-Webb (WR)	2-9
1997	Georgia Southern (WR)	10-3
1998	Georgia Southern (WR)	14-1
1999	Georgia Southern (WR)	13-2
2000	Georgia Southern (DB)	13-2
2001	Georgia Southern (DB)	12-2
2002	Navy (WR)	2-10
2003	Navy (WR)	8-5
2004	Navy (WR)	10-2
2005	Navy (WR)	8-4
2006	Navy (WR)	9-4
2007	Navy (WR)	8-4
2008	Georgia Tech (QB/B-backs)	9-4
2009	Georgia Tech (QB/B-backs)	10-3
2010	Georgia Tech (QB/B-backs)	6-7
2011	Georgia Tech (QB/B-backs)	8-5
2012	Georgia Tech (QB/B-backs)	7-7
2013	Kennesaw State (Head Coach)	--
2014	Kennesaw State (Head Coach)	--
2015	Kennesaw State (Head Coach)	6-5
2016	Kennesaw State (Head Coach)	8-3
2017	Kennesaw State (Head Coach)	12-2
2018	Kennesaw State (Head Coach)	11-2
2019	Kennesaw State (Head Coach)	11-3
2021 (S)	Kennesaw State (Head Coach)	4-1
2021 (F)	Kennesaw State (Head Coach)	11-2
2022	Kennesaw State (Head Coach)	0-1

**Totals (HC & Assistant) 212-89 (.704)**  
**Totals (Head Coach) 63-19 (.768)**

## POSTSEASON HISTORY

Year	School	Finish
1997	Georgia Southern	I-AA Playoffs
1998	Georgia Southern	I-AA National Finalist
1999	Georgia Southern	National Champion
2000	Georgia Southern	National Champion
2001	Georgia Southern	I-AA Playoffs
2003	Navy	EV1.net Houston Bowl
2004	Navy	Emerald Bowl
2005	Navy	Poinsettia Bowl
2006	Navy	Meineke Car Care Bowl
2007	Navy	Poinsettia Bowl
2008	Georgia Tech	Chick-fil-A Bowl
2009	Georgia Tech	FedEx Orange Bowl
2010	Georgia Tech	Independence Bowl
2011	Georgia Tech	Hyundai Sun Bowl
2012	Georgia Tech	Hyundai Sun Bowl
2017	Kennesaw State	FCS Quarterfinals
2018	Kennesaw State	FCS Quarterfinals
2019	Kennesaw State	FCS Second Round
2021	Kennesaw State	FCS Second Round

## THE ACCOLADES

Honors & Awards	Year
Eddie Robinson Award - Finalist	2021
Big South Coach of the Year	2021
Eddie Robinson Award - Runner-Up	2018
AFCA District Coach of the Year	2018
Big South Coach of the Year	2018
Eddie Robinson Award - Finalist (3rd place)	2017
AFCA FCS National Coach of the Year	2017
Big South Coach of the Year	2017
Eddie Robinson Award - Finalist (8th place)	2016

 1989-93 - Student-Athlete (Wide Receiver)	 1994-95 - Graduate Assistant	 1996 - Assistant Coach (WR)	 1997-99 - Asst. Coach (WR) 2000-01 - Asst. Coach (DB)	 2002-07 - Asst. Coach (WR)	 2008-12 - Asst. Coach (QB)	 2013-Present - Head Coach 63-19 (.768)
---	---	--	---	--	---	--





# FOR THE RECORD

## ALL-TIME RECORD VERSUS OPPONENTS

Opponent	Overall	Home	Away	Neutral	Streak	Last Meeting	Date
Alabama State	3-0	1-0	2-0	0-0	W3	W, 42-7	Sept. 14, 2019
Campbell	2-0	1-0	1-0	0-0	W2	W, 38-35	Nov. 9, 2019
Clark Atlanta	2-0	2-0	0-0	0-0	W2	W, 70-13	Sept. 22, 2018
Charleston Southern	4-2	3-1	1-1	0-0	W4	W, 24-19	March 13, 2021
Coastal Carolina	0-1	0-0	0-1	0-0	L1	L, 13-45	Nov. 14, 2015
Dayton	0-1	0-0	0-1	0-0	L1	L, 27-31	Sept. 26, 2015
Dixie State	1-0	1-0	0-0	0-0	W1	W, 37-27	March 20, 2021
Duquesne	1-0	0-0	1-0	0-0	W1	W, 36-28	Sept. 24, 2016
East Tennessee State	1-1	0-1	1-0	0-0	L1	L, 17-20	Sept. 3, 2016
Edward Waters	1-0	1-0	0-0	0-0	W1	W, 58-7	Sept. 12, 2015
Furman	1-0	0-0	1-0	0-0	W1	W, 52-42	Oct. 1, 2016
Gardner-Webb	5-0	3-0	2-0	0-0	W5	W, 42-14	Nov. 23, 2019
Georgia State	0-1	0-0	0-1	0-0	L1	L, 24-20	Aug. 30, 2018
Georgia Tech	0-1	0-0	0-1	0-0	L1	L, 45-17	Sept. 11, 2021
Hampton	1-0	0-0	1-0	0-0	W1	W, 50-7	Nov. 16, 2019
Jacksonville State	2-0	0-0	1-0	1-0	W2	W, 60-52 (5OT)	Nov. 17, 2018
Kent State	0-1	0-0	0-1	0-0	L1	L, 26-23 (OT)	Sept. 7, 2019
Liberty	1-2	0-1	1-1	0-0	W1	W, 42-28	Oct. 14, 2017
Missouri S&T	1-0	1-0	0-0	0-0	W1	W, 49-16	Oct. 8, 2016
Missouri State	1-0	0-0	1-0	0-0	W1	W, 35-24	Sept. 21, 2019
Monmouth	4-2	2-1	2-1	0-0	L2	L, 45-21	April 10, 2021
Montana State	1-0	0-0	1-0	0-0	W1	W, 16-14	Nov. 4, 2017
North Alabama	1-0	1-0	0-0	0-0	W1	W, 41-17	Oct. 26, 2019
North Greenville	1-0	1-0	0-0	0-0	W1	W, 38-34	Sept. 20, 2017
Point	3-0	3-0	0-0	0-0	W3	W, 59-0	Aug. 31, 2019
Presbyterian	4-1	2-0	2-1	0-0	W4	W, 55-10	Oct. 19, 2019
Reinhardt	2-0	2-0	0-0	0-0	W2	W, 35-25	Sept. 2, 2021
Robert Morris	1-0	1-0	0-0	0-0	W1	W, 35-0	April 3, 2021
Sam Houston State	0-1	0-0	0-1	0-0	L1	L, 27-34	Dec. 9, 2017
Samford	2-2	2-0	0-2	0-0	L1	L, 17-27	Sept. 1, 2022
Shorter	2-0	2-0	0-0	0-0	W2	W, 35-3	Feb. 27, 2021
South Dakota State	0-1	0-1	0-0	0-0	L1	L, 27-17	Dec. 8, 2018
Tennessee Tech	2-0	0-0	1-0	0-0	W2	W, 49-10	Sept. 6, 2018
Texas Southern	1-0	1-0	0-0	0-0	W1	W, 48-3	Oct. 7, 2017
Weber State	0-1	0-0	0-1	0-0	L1	L, 26-21	Dec. 7, 2019
Wofford	3-0	1-0	2-0	0-0	W3	W, 31-10	Sept. 18, 2021

## ALL-TIME RECORD VERSUS CONFERENCES

Conference/Division	Overall	Home	Away	Neutral	Streak	Last Meeting	Date
FCS (Non-Conference)	22-8	11-3	10-4	1-0	L1	ETSU, L 32-31	Dec. 4, 2021
ASUN	1-0	1-0	0-0	0-0	W1	JSU, W 31-7	Oct. 2, 2021
Big Sky	1-1	1-1	0-0	0-0	L1	Weber St., L 20-26	Dec. 7, 2019
Independents	3-0	2-0	1-0	0-0	W3	N. Alabama, W 41-17	Oct. 26, 2019
MVFC	1-1	0-1	1-0	0-0	W1	Missouri St., W 35-24	Sept. 21, 2019
NEC	1-0	0-0	1-0	0-0	W1	Duquesne, W 36-28	Sept. 24, 2016
OVC	4-0	1-0	2-0	1-0	W4	JSU, W 60-52	Nov. 17, 2018
Pioneer	1-1	1-0	0-1	0-0	W1	Davidson, W 48-21	Nov. 27, 2021
SoCon	6-4	3-1	3-3	0-0	L2	Samford, L 27-17	Sept. 1, 2022
Southland	0-1	0-0	0-1	0-0	L1	Sam Houston, L 34-27	Dec. 9, 2017
SWAC	4-0	2-0	2-0	0-0	W4	Alabama St., W 42-7	Sept. 14, 2019
FBS	0-3	0-0	0-3	0-0	L3	GaTech, L 45-17	Sept. 11, 2021
ACC	0-1	0-0	0-1	0-0	L1	GaTech, L 45-17	Sept. 11, 2021
MAC	0-1	0-0	0-1	0-0	L1	Kent State, L 26-23	Sept. 7, 2019
Sun Belt	0-1	0-0	0-0	0-1	L1	Ga State, L 20-24	Aug. 30, 2018
Division II	7-0	7-0	0-0	0-0	W7	Clark Atlanta, W 70-13	Sept. 22, 2018
NAIA	5-0	5-0	0-0	0-0	W5	Reinhardt, W 35-25	Sept. 2, 2021

Records reflect conference affiliation on day of game played.



# GAME-BY-GAME HISTORY

## ALABAMA STATE (3-0)

Date	Result	Score	KSU Rank	Opp Rank	Attendance
Sept. 16, 2017	W (a)	20-14	--	--	11,000
Sept. 15, 2018	W (h)	62-13	7	--	8,799
Sept. 14, 2019	W (a)	42-7	7	--	15,887

## CAMPBELL (3-0)

Date	Result	Score	KSU Rank	Opp Rank	Attendance
Nov. 3, 2018	W (h)	49-0	2	--	6,012
Nov. 9, 2019	W (a)	38-35	11	--	5,039
Oct. 23, 2021	W (a)	30-7	11	--	5,977

## CLARK ATLANTA (2-0)

Date	Result	Score	KSU Rank	Opp Rank	Attendance
Nov. 5, 2016	W (h)	56-0	--	--	6,916
Sept. 22, 2018	W (h)	70-13	5	--	6,009

## CHARLESTON SOUTHERN (4-2)

Date	Result	Score	KSU Rank	Opp Rank	Attendance
Nov. 7, 2015	L (h)	14-28	--	13	8,670
Nov. 19, 2016	L (a)	7-28	--	13	2,446
Nov. 11, 2017	W (h)	38-0	23	--	6,224
Oct. 27, 2018	W (a)	38-10	2	--	1,242
Oct. 12, 2019	W (h)	45-24	4	--	8,258
Mar. 13, 2021	W (h)	24-19	9	--	1,803

## COASTAL CAROLINA (0-1)

Date	Result	Score	KSU Rank	Opp Rank	Attendance
Nov. 14, 2015	L (a)	13-45	--	4	8,802

## DAVIDSON (1-0)

Date	Result	Score	KSU Rank	Opp Rank	Attendance
Nov. 21, 2021	W (h)	48-21	4	--	2,764

## DAYTON (0-1)

Date	Result	Score	KSU Rank	Opp Rank	Attendance
Sept. 26, 2015	L (a)	27-31	--	--	2,512

## DIXIE STATE (1-0)

Date	Result	Score	KSU Rank	Opp Rank	Attendance
Mar. 13, 2020	W (h)	37-27	9	--	2,156

## DUQUESNE (1-0)

Date	Result	Score	KSU Rank	Opp Rank	Attendance
Sept. 24, 2016	W (a)	36-28	--	--	2,658

## EAST TENNESSEE STATE (1-2)

Date	Result	Score	KSU Rank	Opp Rank	Attendance
Sept. 3, 2015	W (a)	56-16	--	--	8,217
Sept. 3, 2016	L (ot) (h)	17-20	--	--	8,574
Dec. 4, 2021	L (a)	32-31	4	8	8,453

## EDWARD WATERS (1-0)

Date	Result	Score	KSU Rank	Opp Rank	Attendance
Sept. 12, 2015	W (h)	58-7	--	--	9,506

## FURMAN (1-0)

Date	Result	Score	KSU Rank	Opp Rank	Attendance
Oct. 1, 2016	W (a)	52-42	--	--	6,970

## GARDNER-WEBB (6-0)

Date	Result	Score	KSU Rank	Opp Rank	Attendance
Oct. 17, 2015	W (h)	12-7	--	--	8,732
Oct. 22, 2016	W (a)	47-39	--	--	2,450
Oct. 21, 2017	W (h)	17-3	--	--	6,954
Oct. 13, 2018	W (a)	56-17	3	--	4,150
Nov. 23, 2019	W (h)	42-14	9	--	4,383
Oct. 30, 2021	W (h)	34-30	10	--	4,041

## GEORGIA STATE (0-1)

Date	Result	Score	KSU Rank	Opp Rank	Attendance
Aug. 30, 2018	L (a)	24-20	5	--	23,088

## GEORGIA TECH (0-1)

Date	Result	Score	KSU Rank	Opp Rank	Attendance
Sept. 11, 2021	L (a)	45-17	22	--	35,195

## HAMPTON (2-0)

Date	Result	Score	KSU Rank	Opp Rank	Attendance
Nov. 16, 2019	W (a)	50-7	11	--	3,612
Oct. 9, 2021	W (a)	34-15	17	--	3,983

## JACKSONVILLE STATE (3-0)

Date	Result	Score	KSU Rank	Opp Rank	Attendance
Dec. 2, 2017	W (a)	17-7	16	2	17,412
Nov. 17, 2018	W (n)	60-52	2	7	16,949
Oct. 2, 2021	W (h)	31-6	20	17	7,476

## KENT STATE (0-1)

Date	Result	Score	KSU Rank	Opp Rank	Attendance
Sept. 7, 2019	L (a)	26-23 (OT)	7	--	18,679

## LIBERTY (1-2)

Date	Result	Score	KSU Rank	Opp Rank	Attendance
Oct. 24, 2015	L (a)	35-45	--	--	20,393
Oct. 15, 2016	L (h)	21-36	--	--	8,803
Oct. 14, 2017	W (a)	42-28	--	--	17,726

## MISSOURI S&T (1-0)

Date	Result	Score	KSU Rank	Opp Rank	Attendance
Oct. 8, 2016	W (h)	49-16	--	--	6,775

## MISSOURI STATE (1-0)

Date	Result	Score	KSU Rank	Opp Rank	Attendance
Sept. 21, 2019	W (a)	35-24	7	--	11,424

## MONMOUTH (5-2)

Date	Result	Score	KSU Rank	Opp Rank	Attendance
Oct. 31, 2015	W (h)	23-13	--	--	8,668
Oct. 29, 2016	W (a)	49-17	--	--	3,869
Nov. 18, 2017	W (h)	52-21	21	22	6,808
Nov. 10, 2018	W (a)	51-14	2	--	2,332
Nov. 2, 2019	L (h)	45-21	4	--	4,464
April 10, 2021	L (a)	17-42	7	20	928
Nov. 20, 2021	W (h)	49-17	5	24	4,630

## MONTANA STATE (1-0)

Date	Result	Score	KSU Rank	Opp Rank	Attendance
Nov. 4, 2017	W (a)	16-14	25	--	16,337

## NORTH ALABAMA (2-0)

Date	Result	Score	KSU Rank	Opp Rank	Attendance
Oct. 26, 2019	W (h)	41-17	4	--	4,845
Nov. 13, 2021	W (a)	28-24	5	--	7,032

## NORTH CAROLINA A&T (1-0)

Date	Result	Score	KSU Rank	Opp Rank	Attendance
Oct. 16, 2021	W (h)	14-0	13	RV	9,556

## NORTH GREENVILLE (1-0)

Date	Result	Score	KSU Rank	Opp Rank	Attendance
Sept. 30, 2017	W (h)	38-34	--	--	6,161

## POINT (3-0)

Date	Result	Score	KSU Rank	Opp Rank	Attendance
Oct. 10, 2015	W (h)	56-17	--	--	8,680
Sept. 10, 2016	W (h)	49-3	--	--	8,354
Aug. 31, 2019	W (h)	59-0	9	--	6,621

## PRESBYTERIAN (4-1)

Date	Result	Score	KSU Rank	Opp Rank	Attendance
Nov. 21, 2015	L (a)	6-14	--	--	3,577
Nov. 12, 2016	W (h)	45-10	22	--	7,186
Oct. 28, 2017	W (a)	28-0	--	--	2,804
Oct. 6, 2018	W (h)	56-0	4	--	6,414
Oct. 19, 2019	W (a)	55-10	4	--	1,635

## REINHARDT (2-0)

Date	Result	Score	KSU Rank	Opp Rank	Attendance
Sept. 28, 2019	W (h)	31-7	4	--	6,978
Sept. 2, 2021	W (h)	35-25	20	--	6,348

## ROBERT MORRIS (2-0)

Date	Result	Score	KSU Rank	Opp Rank	Attendance
April 3, 2021	W (h)	35-0	7	--	2,065
Nov. 6, 2021	W (a)	45-21	8	--	2,144

## SAM HOUSTON STATE (0-1)

Date	Result	Score	KSU Rank	Opp Rank	Attendance
Dec. 9, 2017	L (a)	27-34	16	6	5,725

## SAMFORD (2-2)

Date	Result	Score	KSU Rank	Opp Rank	Attendance
Aug. 31, 2017	L (a)	23-28	--	19	4,908
Nov. 25, 2017	W (h)	28-17	16	14	5,566
Sept. 29, 2018	W (h)	24-10	4	--	6,304
Sept. 1, 2022	L (a)	17-27	6	--	5,333

## SHORTER (2-0)

Date	Result	Score	KSU Rank	Opp Rank	Attendance
Sept. 19, 2015	W (h)	18-10	--	--	8,664
Feb. 27, 2021	W (h)	35-3	8	--	2,026

## SOUTH DAKOTA STATE (0-1)

Date	Result	Score	KSU Rank	Opp Rank	Attendance
Dec. 8, 2018	L (h)	27-17	4	5	3,242

## TENNESSEE TECH (2-0)

Date	Result	Score	KSU Rank	Opp Rank	Attendance
Sept. 9, 2017	W (h)	27-14	--	--	8,418
Sept. 6, 2018	W (a)	49-10	7	--	4,188

## TEXAS SOUTHERN (1-0)

Date	Result	Score	KSU Rank	Opp Rank	Attendance
Oct. 7, 2017	W (h)	48-3	--	--	6,743

## WEBER STATE (0-1)

Date	Result	Score	KSU Rank	Opp Rank	Attendance
Dec. 7, 2019	L (a)	26-20	9	3	5,422

## WOFFORD (3-0)

Date	Result	Score	KSU Rank	Opp Rank	Attendance
Dec. 1, 2018	W (h)	13-10	4	12	3,515
Nov. 30, 2019	W (a)	28-21	9	11	1,992
Sept. 18, 2021	W (a)	31-10	24	--	4,597



# YEAR BY YEAR

## 2015

**Head Coach Brian Bohannon**  
6-5; 2-4; Home: 5-1; Away: 1-4

Date	Result	Score	Opponent	KSU Rk	Opp Rk	Record	Att
Sept. 3	W	56-16	at East Tennessee State	--	--	1-0	8,217
Sept. 12	W	58-7	Edward Waters	--	--	2-0	9,506
Sept. 19	W	18-10	Shorter	--	--	3-0	8,664
Sept. 26	L	27-31	at Dayton	--	--	3-1	2,512
Oct. 10	W	56-17	Point	--	--	4-1	8,680
Oct. 17	W	12-7	Gardner-Webb*	--	--	5-1	8,732
Oct. 24	L	35-45	at Liberty*	--	--	5-2	20,393
Oct. 31	W	23-13	Monmouth*	--	--	6-2	8,668
Nov. 7	L	14-28	Charleston Southern*	--	13	6-3	8,670
Nov. 14	L	13-45	at Coastal Carolina*	--	4	6-4	8,802
Nov. 21	L	6-14	at Presbyterian*	--	--	6-5	3,577

## 2016

**Head Coach Brian Bohannon**  
8-3; 3-2; Home: 4-2; Away: 4-1

Date	Result	Score	Opponent	KSU Rk	Opp Rk	Record	Att
Sept. 3	L (ot)	17-20	East Tennessee State	--	--	0-1	8,574
Sept. 10	W	49-3	Point	--	--	1-1	8,354
Sept. 24	W	36-28	at Duquesne	--	--	2-1	2,658
Oct. 1	W	52-42	at Furman	--	--	3-1	6,970
Oct. 8	W	49-16	Missouri S&T	--	--	4-1	6,775
Oct. 15	L	21-36	Liberty*	--	--	4-2	8,803
Oct. 22	W	47-39	at Gardner-Webb*	--	--	5-2	2,450
Oct. 29	W	49-17	at Monmouth*	--	--	6-2	3,869
Nov. 5	W	56-0	Clark Atlanta	--	--	7-2	6,916
Nov. 12	W	45-10	Presbyterian*	22	--	8-2	7,186
Nov. 19	L	7-28	at Charleston Southern*	--	13	8-3	2,446

## 2017

**Head Coach Brian Bohannon**  
12-2; 5-0; Home: 7-0; Away: 5-2

Date	Result	Opponent	KSU Rk	Opp Rk	Record	Att
Aug. 31	L	at Samford	--	19	0-1	4,908
Sept. 9	W	Tennessee Tech	--	--	1-1	8,418
Sept. 16	W	at Alabama State	--	--	2-1	11,000
Sept. 30	W	North Greenville	--	--	3-1	6,161
Oct. 7	W	Texas Southern	--	--	4-1	6,743
Oct. 14	W	at Liberty*	--	--	5-1	17,726
Oct. 21	W	Gardner-Webb*	--	--	6-1	6,954
Oct. 28	W	at Presbyterian*	--	--	7-1	2,804
Nov. 4	W	at Montana State	25	--	8-1	16,337
Nov. 11	W	Charleston Southern*	23	--	9-1	6,224
Nov. 18	W	Monmouth*	21	22	10-1	6,808
Nov. 25	W	Samford&	16	14	11-1	5,566
Dec. 2	W	at Jacksonville State&	16	2	12-1	17,412
Dec. 9	L	at Sam Houston State%	16	6	12-2	5,625

& - FCS Playoffs - Round 1-2  
% - FCS Playoffs - Quarterfinals

## 2018

**Head Coach Brian Bohannon**  
11-2; 5-0; Home: 6-1; Away: 4-1; Neutral: 1-0

Date	Result	Opponent	KSU Rk	Opp Rk	Record	Att
Aug. 30	L, 24-20	at Georgia State	5	-	0-1	23,088
Sept. 6	W, 49-10	at Tennessee Tech	7	-	1-1	4,118
Sept. 15	W, 62-13	vs. Alabama State	7	-	2-1	8,799
Sept. 22	W, 70-13	vs. Clark Atlanta	5	-	3-1	6,009
Sept. 29	W, 24-10	vs. Samford	4	-	4-1	6,304
Oct. 6	W, 56-0	vs. Presbyterian*	4	-	5-1	6,414
Oct. 13	W, 56-17	at Gardner-Webb*	3	-	6-1	4,150
Oct. 27	W, 38-10	at Charleston Southern*	2	-	7-1	1,242
Nov. 3	W, 49-0	vs. Campbell*	2	-	8-1	6,012
Nov. 10	W, 51-14	at Monmouth*	2	-	9-1	2,332
Nov. 17	W (SOT) 60-52	vs. Jacksonville State	2	7	10-1	16,949
Dec. 1	W, 13-10	vs. Wofford#	4	12	11-1	3,515
Dec. 8	L, 27-17	vs. South Dakota State%	4	5	11-2	3,242

# - FCS Playoffs - Round 2  
% - FCS Playoffs - Quarterfinals

## 2019

**Head Coach Brian Bohannon**  
11-3; 5-1; Home: 6-1; Away: 6-1; Neutral: 0-0

Date	Result	Opponent	KSU Rk	Opp Rk	Record	Att
Aug. 31	W, 59-0	Point	9	-	1-0	6,621
Sept. 7	L, 26-23 (OT)	at Kent State	7	-	1-1	18,679
Sept. 14	W, 42-7	at Alabama State	7	-	2-1	15,887
Sept. 21	W, 35-24	at Missouri State	7	-	3-1	11,421
Sept. 28	W, 31-7	Reinhardt	4	-	4-1	6,978
Oct. 12	W, 45-23	Charleston Southern*	4	-	5-1	8,258
Oct. 19	W, 55-10	at Presbyterian*	4	-	6-1	1,635
Oct. 26	W, 41-17	North Alabama	4	-	7-1	4,546
Nov. 2	L, 45-21	Monmouth*	4	-	7-2	4,464
Nov. 9	W, 38-35	at Campbell*	11	-	8-2	5,039
Nov. 16	W, 50-7	at Hampton*	11	-	9-2	3,612
Nov. 23	W, 42-14	Gardner-Webb*	9	-	10-2	4,383
Nov. 30	W, 28-21	at Wofford&	9	11	11-2	1,992
Dec. 7	L, 26-20	at Weber State#	9	3	11-3	5,422

& - FCS Playoffs - Round 1  
# - FCS Playoffs - Round 2



# YEAR BY YEAR

## Spring 2021

**Head Coach Brian Bohannon**  
**4-1; 2-1; Home: 4-0; Away: 0-1; Neutral: 0-0**

<i>Date</i>	<i>Result</i>	<i>Opponent</i>	<i>KSU Rk</i>	<i>Opp Rk</i>	<i>Record</i>	<i>Att</i>
Feb. 27	W, 35-3	Shorter University	8	--	1-0	2,027
Mar. 13	W, 24-19	Charleston Southern*	9	--	2-0	1,803
Mar. 20	W, 37-27	Dixie State	9	--	3-0	2,156
Apr. 3	W, 35-0	Robert Morris*	7	--	4-0	2,065
Apr. 10	L, 42-17	at Monmouth*	7	20	4-1	928

## Fall 2021

**Head Coach Brian Bohannon**  
**11-2; 7-0; Home: 6-0; Away: 5-2; Neutral: 0-0**

<i>Date</i>	<i>Result</i>	<i>Opponent</i>	<i>KSU Rk</i>	<i>Opp Rk</i>	<i>Record</i>	<i>Att</i>
Sept. 2	W, 35-25	Reinhardt	20	--	1-0	6,348
Sept. 11	L, 45-17	at Georgia Tech	22	--	1-1	35,195
Sept. 18	W, 31-10	at Wofford	24	--	2-1	4,597
Oct. 2	W, 31-6	Jacksonville State	20	17	3-1	7,476
Oct. 9	W, 34-15	at Hampton*	17	--	4-1	3,983
Oct. 16	W, 14-0	North Carolina A&T*	13	RV	5-1	9,556
Oct. 23	W, 30-7	at Campbell*	11	--	6-1	5,977
Oct. 30	W, 34-30	Gardner-Webb*	10	--	7-1	4,041
Nov. 6	W, 45-21	at Robert Morris*	8	--	8-1	2,144
Nov. 13	W, 28-24	at North Alabama*	5	--	9-1	7,032
Nov. 20	W, 49-17	vs. Monmouth*	5	24	10-1	4,630
Nov. 27	W, 48-21	vs. Davidson&	4	--	11-1	2,764
Dec. 4	L, 32-31	at ETSU#	4	8	11-2	8,453

& - FCS Playoffs - Round 1

# - FCS Playoffs - Round 2

## 2022

**Head Coach Brian Bohannon**  
**0-1; 0-0; Home: 0-0; Away: 0-1; Neutral: 0-0**

<i>Date</i>	<i>Result</i>	<i>Opponent</i>	<i>KSU Rk</i>	<i>Opp Rk</i>	<i>Record</i>	<i>Att</i>
Sept. 1	L, 27-17	at Samford	6	--	0-1	5,333
Sept. 10	--	at RV Cincinnati	18	--	0-0	--
Sept. 24	--	Wofford	--	--	0-0	--
Oct. 1	--	at Jacksonville State	--	--	0-0	--
Oct. 8	--	North Alabama	--	--	0-0	--
Oct. 15	--	Central Arkansas	--	--	0-0	--
Oct. 22	--	Tennessee Tech	--	--	0-0	--
Oct. 29	--	Charleston Southern	--	--	0-0	--
Nov. 5	--	at UT Martin	--	--	0-0	--
Nov. 12	--	Austin Peay	--	--	0-0	--
Nov. 19	--	at Eastern Kentucky	--	--	0-0	--





# SINGLE-GAME RECORDS

## SCORING

Most Points Scored	70 vs. Clark Atlanta, Sept. 22, 2018
Conference	56 at Gardner-Webb, Nov. 13, 2018
Most Points in a Half	52 (1st) vs. Edward Waters, Sept. 12, 2015
Conference	40 (1st) at Gardner-Webb, Oct. 22, 2016
Most Points in a Quarter	35 (1st) vs. Edward Waters, Sept. 12, 2015
Conference	21, 5x, most recent (1st) vs. Robert Morris April 3, 2021
Most Points in Home Game	70 vs. Clark Atlanta, Sept. 22, 2018
Conference	56 at Gardner-Webb, Nov. 13, 2018
Most Points in Road Game	56 at Gardner-Webb, Nov. 13, 2018
Conference	56 at East Tennessee State, Sept. 3, 2015
Conference	56 at Gardner-Webb, Nov. 13, 2018
Most Points vs. Ranked Team	60 vs. Jacksonville State, Nov. 17, 2018
Conference	52 vs. Monmouth, Nov. 18, 2017
Largest Margin of Victory	59 (59-0) vs. Point University, Aug. 31, 2019
Conference	56 (56-0) at Gardner-Webb, Nov. 13, 2018
Largest Lead After First Quarter	35 (35-0) vs. Edward Waters, Sept. 12, 2015
Conference	21 (21-0) vs. Robert Morris April 3, 2021
Largest Lead at Halftime	52 (52-0) vs. Edward Waters, Sept. 12, 2015
Conference	31 at Hampton, Nov. 16, 2019
Largest Lead After Third Quarter	58 (58-0) vs. Edward Waters, Sept. 12, 2015
Conference	42 (42-0) vs. Presbyterian, Oct. 6, 2018
Most Points in a Win	70 vs. Clark Atlanta, Sept. 22, 2018
Conference	56 2x, last vs. Presbyterian, Oct. 13, 2018
Fewest Points in a Win	12 vs. Gardner-Webb, Oct. 17, 2015
Conference	12 vs. Gardner-Webb, Oct. 17, 2015
Most Points in a Loss	35 at Liberty, Oct. 24, 2015
Conference	35 at Liberty, Oct. 24, 2015
Fewest Points in a Loss	6 at Presbyterian, Nov. 21, 2015
Conference	6 at Presbyterian, Nov. 21, 2015
Largest Deficit Overcome in a Win	14 (14-0) at North Alabama, Nov. 13, 2021
Conference	14 (14-0) at North Alabama, Nov. 13, 2021
Largest Margin of Defeat	32 (13-45) at Coastal Carolina, Nov. 14, 2015
Conference	32 (13-45) at Coastal Carolina, Nov. 21, 2015

## TOUCHDOWNS

Most Touchdowns	8 (6x) last vs. Point University, Aug. 31, 2019
Conference	7 (7x) last at Hampton, Nov. 16, 2019
Most Rushing Touchdowns	7 (3x) last at Monmouth, Nov. 10, 2018
Conference	7 (2x) last at Monmouth, Nov. 10, 2018
Most Passing Touchdowns	4 vs. Presbyterian, Nov. 12, 2016
Conference	4 vs. Presbyterian, Nov. 12, 2016
Most Defensive Touchdowns	2 (2x) last vs. Clark Atlanta, Sept. 22, 2018
Conference	1 (3x) last at Presbyterian, Oct. 19, 2019
Most Punt Return Touchdowns	1 (2x) last at Alabama State, Sept. 14, 2019
Most Kickoff Return Touchdowns	1 vs. Texas Southern (97 yards), Oct. 7, 2017
Conference	1 (2x) last vs. Campbell (84 yards), Nov. 3, 2019
Most Interception Return Touchdowns	2 vs. Clark Atlanta, Sept. 22, 2018
Most Fumble Return Touchdowns	2 vs. Edward Waters, Sept. 12, 2015

## SCORING

Most Two-Point Conversions	2 vs. Jacksonville State, Nov. 17, 2018
Conference	1 vs. Charleston Southern, Sept. 19, 2015
	1 at Gardner-Webb, Oct. 22, 2016
Most Two-Point Conversion Attempts	2 vs. Jacksonville State, Nov. 17, 2018
Conference	2 at Gardner-Webb, Oct. 22, 2016
Most Safeties Recorded	--
Most Different Players to Score a TD	7 at East Tennessee State, Sept. 3, 2015
	7 vs. Clark Atlanta, Nov. 5, 2016
Most Different Players to Rush for a TD	6 vs. Clark Atlanta, Nov. 5, 2016
Most Different Players to Catch a TD Pass	4 vs. Presbyterian, Nov. 12, 2016
Most Different Players to Throw a TD Pass	2 at Liberty, Oct. 24, 2015
	2 vs. Point, Sept. 10, 2016
	2 vs. Presbyterian, Nov. 12, 2016
	2 vs. Point University, Aug. 31, 2019

## RUSHING

Most Rushing Attempts	77 at Liberty, Oct. 14, 2017
Conference	77 at Liberty, Oct. 14, 2017
Fewest Rushing Attempts	25 vs. Reinhardt, Sept. 2, 2021
Conference	37 vs. Charleston Southern, Nov. 7, 2015
Most Rushing Yards	507 at Tennessee Tech, Sept. 6, 2018
Conference	498 at Liberty, Oct. 14, 2017
Fewest Rushing Yards	113 vs. Charleston Southern, Nov. 7, 2015
Conference	113 vs. Charleston Southern, Nov. 7, 2015
Most Yards Per Rush Attempt	10.9 at Missouri State, Sept. 21, 2019
Conference	7.4 at Monmouth, Oct. 29, 2016

## PASSING

Most Pass Attempts	28 at Charleston Southern, Nov. 19, 2016
Conference	28 at Charleston Southern, Nov. 19, 2016
Fewest Pass Attempts	3 vs. Robert Morris, April 3, 2021
	3 vs. Shorter, Feb. 27, 2021
	3 vs. Edward Waters, Sept. 12, 2015
Conference	3 vs. Robert Morris, April 3, 2021
Most Pass Completions	14 at Duquesne, Sept. 24, 2016
Conference	13 vs. Liberty, Oct. 15, 2016
Fewest Pass Completions	0 vs. North Alabama, Oct. 26, 2019
Conference	2 (2x) last at Hampton, Nov. 16, 2019
Highest Completion Pct.	85.7 (6-7) vs. Point University, Aug. 31, 2019
Conference	83.3 (5-6) at Presbyterian, Oct. 19, 2019
Most Passing Yards	312 at Duquesne, Sept. 24, 2016
Conference	224 vs. Presbyterian, Nov. 12, 2016
Fewest Passing Yards	0 vs. North Alabama, Oct. 26, 2019
Conference	9 at Liberty, Oct. 14, 2017
Most Interceptions Thrown	4 at Charleston Southern, Nov. 19, 2016
Conference	4 at Charleston Southern, Nov. 19, 2016
Most Yards Per Pass Completion	38.3 vs. Monmouth, Nov. 2, 2019
Conference	66.5 at Hampton, Nov. 16, 2019
Most Yards Per Pass Attempt	26.6 at Hampton, Nov. 16, 2019
Conference	26.6 at Hampton, Nov. 16, 2019
Highest Pass Efficiency	354.7 vs. Presbyterian, Nov. 12, 2016
Conference	354.7 vs. Presbyterian, Nov. 12, 2016

## TOTAL OFFENSE

Most Offensive Plays	87 at Kent State, Sept. 7, 2019
Conference	84 at Liberty, Oct. 14, 2017
Most Total Offense Yards	699 vs. Point, Oct. 10, 2015
Conference	637 vs. Presbyterian, Oct. 6, 2018
Fewest Total Offense Yards	264 vs. Reinhardt, Sept. 28, 2019
Conference	270 at Charleston Southern, Nov. 19, 2016
Most Total Offense Per Play	10.1 at Missouri State, Sept. 21, 2019
Conference	8.5 vs. Presbyterian, Nov. 12, 2016
Most All-Purpose Yards	791 vs. Point, Oct. 10, 2015
Conference	646 vs. Presbyterian, Oct. 6, 2018
Most First Downs	34 vs. Presbyterian, Oct. 6, 2018
Conference	34 vs. Presbyterian, Oct. 6, 2018
Fewest First Downs	9 vs. Reinhardt, Sept. 28, 2019
Conference	13 vs. Charleston Southern, Nov. 7, 2015
Most First Downs by Rushing	26 vs. North Alabama, Oct. 26, 2019
Conference	25 (3x), last vs. Presbyterian, Oct. 6, 2018
Most First Downs by Passing	11 at Duquesne, Sept. 24, 2016
Conference	9 at Coastal Carolina, Nov. 14, 2015
Biggest First Down Margin	27 (34-7) vs. Presbyterian, Oct. 6, 2018
Most Third-Down Conversions	12 vs. Point, Oct. 10, 2015
	12 vs. Monmouth, Oct. 31, 2015
Most Third-Down Attempts	22 at Kent State, Sept. 7, 2019
Fewest Third-Down Conversions	1 (2x) last at Campbell, Nov. 9, 2019
Best Third-Down Conversion Pct.	80.0 (12/15) vs. Point, Oct. 10, 2015
	80.0 (12/15) vs. Monmouth, Oct. 31, 2015
Most Fourth-Down Conversions	5 vs. Charleston Southern, March 13, 2021
Most Fourth-Down Attempts	7 vs. Charleston Southern, March 13, 2021
Highest Time of Possession	40:20 vs. Charleston Southern, March 13, 2021
Lowest Time of Possession	24:16 at Missouri State, Sept. 21, 2019
Highest Time of Possession Margin	+20:40 vs. Charleston Southern, March 13, 2021
Longest Scoring Drive (Plays)	20 plays (10:03) at Montana State, Nov. 4, 2017
Longest Scoring Drive (Time)	10:47 (19 plays) vs. Gardner-Webb, Oct. 17, 2015



# SINGLE-GAME RECORDS

## KICKING/PUNTING

Most Points by Kicking . . . . . 12 (3x), last vs. Texas Southern, Oct. 7, 2017  
Conference . . . . . 12 vs. Gardner-Webb, Oct. 17, 2015  
Most Field Goals Made . . . . . 4 (2x), last vs. Gardner-Webb, Oct. 17, 2015  
Conference . . . . . 4 vs. Gardner-Webb, Oct. 17, 2015  
Most Field Goals Attempted . . . . . 7 vs. Shorter, Sept. 19, 2015  
Conference . . . . . 4 vs. Gardner-Webb, Oct. 17, 2015  
Most Field Goals Missed . . . . . 3 vs. Shorter, Sept. 19, 2015  
Most PATs Made . . . . . 8 (4x), last vs. Point, Aug. 31, 2019  
Conference . . . . . 7 (3x), last at Presbyterian, Oct. 19, 2019  
Most PATs Missed . . . . . 2 at Gardner-Webb, Oct. 22, 2016  
Most Punts . . . . . 7 vs. Charleston Southern, Nov. 7, 2015  
Highest Punting Average (min. 2) . . . . . 53.5 vs. Presbyterian, Nov. 12, 2016

## RETURNS

Most Kickoff Returns . . . . . 7 vs Coastal Carolina, Nov. 14, 2015  
Conference . . . . . 6 vs. Liberty, Oct. 15, 2016  
Conference . . . . . 6 vs. Charleston Southern, Oct. 12, 2019  
Most Kickoff Return Yards . . . . . 167 (5 att.) at Campbell, Nov. 9, 2019  
Highest Kickoff Return Avg. (min. 2) . . . . . 67.5 (135/2) at Gardner-Webb, Oct. 13, 2018  
Most Punt Returns . . . . . 6 vs. Texas Southern, Oct. 7, 2017  
Most Punt Return Yards . . . . . 82 vs. Clark Atlanta, Nov. 5, 2016  
Conference . . . . . 82 at Presbyterian, Oct. 19, 2019  
Highest Punt Return Average . . . . . 17.8 (71/4) vs. Clark Atlanta, Nov. 5, 2016

## TURNOVERS

Most Turnovers Lost . . . . . 4 at Presbyterian, Nov. 21, 2015  
Conference . . . . . 4 at Charleston Southern, Nov. 19, 2016  
Most Interceptions Lost . . . . . 4 at Charleston Southern, Nov. 19, 2016  
Most Fumbles . . . . . 4 vs. Dixie State March 20, 2021  
Conference . . . . . 4 vs. Shorter, Feb. 27, 2021  
Most Fumbles Lost . . . . . 2 (9x), last vs. Shorter, Feb. 27, 2021  
Most Points Off Turnovers . . . . . 27 at Presbyterian, Oct. 19, 2019

## PENALTIES

Most Penalties . . . . . 14 vs. Gardner-Webb, Sept. 21, 2017  
Fewest Penalties . . . . . 2 (5x), last at Weber State, Dec. 7, 2019  
Most Penalty Yards . . . . . 122 vs. Presbyterian, Oct. 6, 2018  
Conference . . . . . 122 vs. Charleston Southern, Oct. 12, 2019  
Fewest Penalty Yards . . . . . 17 vs. Reinhardt, Sept. 28, 2019

## DEFENSE

Most Interceptions Gained . . . . . 4 (2x), last vs Clark Atlanta, Sept. 22, 2018  
Conference . . . . . 3 (2x), last at Hampton, Nov. 16, 2019  
Most Interception Return Yards . . . . . 130 vs Clark Atlanta, Sept. 22, 2018  
Conference . . . . . 75 vs. Robert Morris, Apr. 3, 2021  
Most Tackles . . . . . 95 at Dayton, Oct. 26, 2015  
Conference . . . . . 72 at Campbell, Nov. 9, 2019  
Most Tackles for Loss . . . . . 14 at Alabama State, Sept. 14, 2019  
Conference . . . . . 12.0 vs. Gardner-Webb, Nov. 23, 2019  
Most Sacks . . . . . 5 (2x), last vs. Gardner-Webb, Nov. 23, 2019  
Conference . . . . . 5 vs. Gardner-Webb, Nov. 23, 2019  
Most Opponent Fumbles . . . . . 6 vs. Edward Waters, Sept. 3, 2015  
Conference . . . . . 4 at Monmouth, Oct. 29, 2016  
Most Opponent Fumbles Recovered . . . . . 3 (3x), last vs. Shorter, Oct. 19, 2019  
Conference . . . . . 3 (2x), last at Presbyterian, Oct. 19, 2019  
Fewest Total Offense Yards Allowed . . . . . 102 vs. Reinhardt, Sept. 28, 2019  
Conference . . . . . 121 vs. Campbell, Nov. 3, 2018  
Most Total Offense Yards Allowed . . . . . 519 vs. Jacksonville State, Nov. 17, 2018  
Conference . . . . . 517 vs. Monmouth, Nov. 2, 2019  
Fewest First Downs Allowed . . . . . 5 (2x), last vs. Reinhardt, Sept. 28, 2019  
Conference . . . . . 7 at Presbyterian, Nov. 21, 2015  
Most First Downs Allowed . . . . . 28 vs. Tennessee Tech, Sept. 9, 2017  
Conference . . . . . 25 at Monmouth, Oct. 29, 2016  
Fewest Rushing Yards Allowed . . . . . 18 vs. Presbyterian, Oct. 6, 2018  
Conference . . . . . 18 vs. Presbyterian, Oct. 6, 2018  
Most Rushing Yards Allowed . . . . . 287 at Dayton, Sept. 26, 2015  
Conference . . . . . 279 at Gardner-Webb, Oct. 22, 2016  
Fewest Passing Yards Allowed . . . . . 41 vs. Edward Waters, Sept. 12, 2015  
Conference . . . . . 51 vs. Robert Morris, Apr. 3, 2021  
Most Passing Yards Allowed . . . . . 396 vs. Samford, Nov. 25, 2017  
Conference . . . . . 332 vs. Monmouth, Nov. 2, 2019  
Fewest Completions Allowed . . . . . 4 (3x) last vs. Campbell, Nov. 3, 2018  
Conference . . . . . 4 (2x) last vs. Campbell, Nov. 3, 2018  
Most Completions Allowed . . . . . 39 vs. Samford, Nov. 25, 2017  
Conference . . . . . 23 vs. North Alabama, Oct. 26, 2019  
Fewest Opponent Pass Attempts . . . . . 6 at Charleston Southern, Nov. 19, 2016  
Conference . . . . . 6 at Charleston Southern, Nov. 19, 2016  
Most Opponent Pass Attempts . . . . . 66 vs. Samford, Nov. 25, 2017  
Conference . . . . . 36 vs. Gardner-Webb, Nov. 23, 2019  
Fewest Points Allowed . . . . . 0 (7x), last s. Robert Morris, Apr. 3, 2021  
Conference . . . . . 0 (5x), last s. Robert Morris, Apr. 3, 2021  
Most Points Allowed . . . . . 52 vs. Jacksonville State, Nov. 17, 2018  
Conference . . . . . 45 (2x), last vs. Monmouth, Nov. 2, 2019  
Most Safeties Allowed . . . . . --  
Most Kicks Blocked . . . . . 2 (12), last vs. Gardner-Webb, Nov. 23, 2019  
Most Punts Blocked . . . . . 1 (9x), vs. Charleston Southern, Mar. 13, 2021  
Most Field Goals Blocked . . . . . 1 (3x), vs. Dixie State, Mar. 20, 2021  
Most PATs Blocked . . . . . 1, vs. Charleston Southern, Mar. 13, 2021



# SINGLE-GAME RECORDS

## SCORING

### MOST POINTS IN A GAME

Points	Opponent	Date
1. 70	vs. Clark-Atlanta	Sept. 22, 2018
2. 62	vs. Alabama State	Sept. 15, 2018
3. 60	vs. Jacksonville State	Nov. 17, 2018
4. 59	vs. Point	Aug. 31, 2019
5. 58	vs. Edward Waters	Sept. 12, 2015

### MOST POINTS IN A HALF

Points	Opponent	Date
1. 52 (1st)	vs. Edward Waters	Sept. 12, 2015
2. 49 (1st)	at Furman	Oct. 1, 2016
3. 42 (1st)	vs. Point	Aug. 31, 2019
4. 42 (1st)	vs. Alabama State	Sept. 15, 2018
5. 40 (1st)	at Gardner-Webb	Oct. 22, 2016

### MOST POINTS IN A QUARTER

Points	Opponent	Date
1. 35 (1st)	vs. Edward Waters	Sept. 12, 2015
2. 28 (1st)	vs. Point	Aug. 31, 2019
28 (2nd)	vs. Point	Oct. 10, 2015
28 (2nd)	at Furman	Oct. 1, 2016
28 (2nd)	vs. Alabama State	Sept. 15, 2018
6. 24 (2nd)	vs. Texas Southern	Oct. 7, 2017

### MOST POINTS IN A HOME GAME

Points	Opponent	Date
1. 70	vs. Clark-Atlanta	Sept. 22, 2018
2. 62	vs. Alabama State	Sept. 15, 2018
3. 59	vs. Point	Aug. 31, 2019
4. 58	vs. Edward Waters	Sept. 12, 2015
5. 56	vs. Presbyterian	Oct. 6, 2018
56	vs. Clark Atlanta	Nov. 5, 2016
56	vs. Point	Oct. 10, 2015

### MOST POINTS IN A ROAD GAME

Points	Opponent	Date
1. 56	at Gardner-Webb	Oct. 13, 2018
56	at East Tennessee State	Sept. 3, 2015
3. 52	at Furman	Oct. 1, 2016
4. 51	at Monmouth	Nov. 10, 2018
5. 50	at Hampton	Nov. 16, 2019
6. 49	at Monmouth	Oct. 29, 2016
49	at Tennessee Tech	Sept. 6, 2018

### MOST POINTS VERSUS RANKED OPPONENT

Points	Opponent	Date
1. 60	vs. Jacksonville State (#6)	Nov. 17, 2018
2. 52	vs. Monmouth (#22)	Nov. 18, 2017
3. 28	at Wofford (#11)	Nov. 30, 2019
28	vs. vs. Samford (#14)	Nov. 25, 2017
5. 27	at Sam Houston St. (#6)	Dec. 9, 2017
6. 23	vs. Samford (#14)	Nov. 25, 2017

### MOST POINTS IN A CONFERENCE GAME

Points	Opponent	Date
1. 56	vs. Presbyterian	Oct. 6, 2018
2. 56	at Gardner-Webb	Oct. 13, 2018
3. 52	vs. Monmouth	Nov. 18, 2017
4. 51	at Monmouth	Nov. 10, 2018
5. 50	at Hampton	Nov. 16, 2019
6. 49	at Monmouth	Oct. 29, 2016
49	vs. Campbell	Nov. 3, 2018

### MOST POINTS IN OVERTIME GAME

Points	Opponent	Date
1. 36	vs. Jacksonville State	Nov. 17, 2018
2. 10	vs. East Tennessee State	Sept. 3, 2016

### LARGEST MARGIN OF VICTORY

Points	Opponent	Date
1. 59 (59-0)	vs. Point	Aug. 31, 2019
2. 57 (70-13)	vs. Clark Atlanta	Sept. 22, 2018
3. 56 (56-0)	vs. Clark Atlanta	Nov. 5, 2016
56 (56-0)	vs. Presbyterian	Oct. 6, 2018
5. 51 (58-7)	vs. Edward Waters	Sept. 12, 2015
6. 49 (49-0)	vs. Campbell	Nov. 3, 2018
49 (62-13)	vs. Alabama State	Sept. 15, 2018

### MOST POINTS IN A WIN

Points	Opponent	Date
1. 70 (70-13)	vs. Clark Atlanta	Sept. 22, 2018
2. 62 (62-13)	vs. Alabama State	Sept. 15, 2018
3. 60 (60-52)	vs. Jacksonville State	Nov. 17, 2018
4. 59 (59-0)	vs. Point	Aug. 31, 2019
5. 58 (58-7)	Edward Waters	Sept. 12, 2015
6. 56 (56-0)	vs. Presbyterian	Oct. 6, 2018
56 (56-17)	at Gardner-Webb	Oct. 13, 2018
56 (56-0)	Clark Atlanta	Nov. 5, 2016
56 (56-17)	Point	Oct. 10, 2015
56 (56-16)	at East Tennessee St.	Sept. 3, 2015

### FEWEST POINTS IN A WIN

Points	Opponent	Date
1. 12 (12-7)	vs. Gardner-Webb	Oct. 17, 2015
2. 13 (13-10)	vs. Wofford	Dec. 1, 2018
3. 16 (16-14)	at Montana State	Nov. 4, 2017
4. 17 (17-3)	vs. Gardner-Webb	Oct. 21, 2017
5. 17 (17-7)	at Jacksonville State	Dec. 2, 2017

## TOUCHDOWNS

### MOST TOUCHDOWNS SCORED

No.	Opponent	Date
1. 8	vs. Point	Aug. 31, 2019
8	vs. Jacksonville State	Nov. 17, 2018
8	vs. Clark Atlanta	Nov. 5, 2016
8	vs. Point	Oct. 10, 2015
8	vs. Edward Waters	Sept. 12, 2015
8	at East Tennessee State	Sept. 3, 2015

### MOST RUSHING TOUCHDOWNS

No.	Opponent	Date
1. 7	at Monmouth	Nov. 10, 2018
7	at Gardner-Webb	Oct. 13, 2018
7	at Tennessee Tech	Sept. 6, 2018
4. 6	13 times	

### MOST PASSING TOUCHDOWNS

No.	Opponent	Date
1. 4	vs. Presbyterian	Nov. 12, 2016
2. 3	vs. Point	Sept. 10, 2016
3	vs. Point	Oct. 10, 2015
3	vs. Point	Aug. 31, 2019
3	at Presbyterian	Oct. 19, 2019
6. 2	11 times	

### MOST DEFENSIVE TOUCHDOWNS

No.	Opponent	Date
1. 2 INT	vs. Clark Atlanta	Sept. 22, 2018
2 FR, FR	vs. Edward Waters	Sept. 12, 2015
3. 1	10 times	

### MOST FUMBLE RETURN TOUCHDOWNS

No.	Opponent	Date
1. 2	vs. Edward Waters	Sept. 12, 2015
2. 1	at Presbyterian	Oct. 19, 2019
1	at Monmouth	Oct. 29, 2016
1	Shorter	Sept. 19, 2015
1	Dixie State	March 20, 2021

### MOST INTERCEPTION RETURN TOUCHDOWNS

No.	Opponent	Date
1. 2	Clark Atlanta	Sept. 22, 2018
2. 1	at Alabama State	Sept. 14, 2019
1	vs. Samford	Nov. 25, 2017
1	at Duquesne	Sept. 24, 2016
1	at East Tennessee State	Sept. 3, 2015
1	Robert Morris	April 3, 2021



# SINGLE-GAME RECORDS

## RUSHING

Most Attempts ..... 35 (Xavier Shepherd at Samford, 2022)  
Most Yards ..... 221 (Bronson Rechsteiner at Missouri State, 2019)  
Most TDs ..... 4 (Five times, last: Xavier Shepherd vs. Davidson, 2021)  
Yards per Attempt (min. 10) ..... 221 (Bronson Rechsteiner at Missouri State, 2019)  
Most Yards by a QB ..... 206 (Jonathan Murphy at Wofford, 2019)  
Most TDs by a QB ..... 4 (Five times, last: Xavier Shepherd vs. Davidson, 2021)  
Longest Rush ..... 85 (Bronson Rechsteiner at Missouri State, 2019)

## PASSING

Most Attempts ..... 22 (Chandler Burks at Samford, 2017)  
Most Completions ..... 12 (Chandler Burks at Georgia State, 2018)  
Most Yards ..... 239 (Trey White vs. Point, 2015)  
Most TDs ..... 3 (Three times, last: Tommy Bryant at Presbyterian, 2019)  
Most INTs ..... 2 (Six times, last: Chandler Burks at Jacksonville State, 2018)  
Yards per Completion (min. 5) ..... 28.2 (Chandler Burks at Presbyterian, 2016)  
Yards per Attempt (min. 5) ..... 17.2 (Daniel David at Duquesne, 2016)  
Completion % (min. 10) ..... 75.0 (Chandler Burks 9-for-12 at Furman, 2016)  
Pass Efficiency (min. 10) ..... 301.0 (Chandler Burks at Presbyterian, 2016)  
Longest Pass ..... 79 (Trey White to Chaston Bennett vs. Charleston So., 2015)

## RECEIVING

Most Receptions ..... 8 (Justin Sumpter at Duquesne, 2016)  
Most Yards ..... 187 (Justin Sumpter at Duquesne, 2016)  
Most TDs ..... 2 (Six times, last: Caleb O'Neal at Robert Morris, 2021)  
Most Yards per Reception (min. 3) ..... 40.3 (Xavier Harper at Presbyterian, 2016)  
Longest Catch ..... 79 (Chaston Bennett from Trey White vs. Charleston So., 2015)

## TOTAL OFFENSE

Most Plays ..... 51 (Trey White vs. Gardner-Webb, 2015)  
Most Yards ..... 294 (Two times, last: Chandler Burks vs. Charleston So., 2018)  
Yards per Play ..... 25.6 (Chaston Bennett vs. Clark Atlanta, 2016)  
TDs Responsible For ..... 5 (Four times, last: Xavier Shepherd vs. Davidson, 2021)  
All-Purpose Yards ..... 267 (Chaston Bennett vs. Clark Atlanta, 2016)

## SCORING

Points ..... 24 (Six times, last: Xavier Shepherd vs. Davidson, 2021)  
TDs ..... 5 (Xavier Shepherd vs. Davidson, 2021)  
Defensive TDs ..... 1 (13 times, last: Bryson Armstrong vs. Robert Morris, s2021)  
2-Point Conversions ..... 2 (Justin Sumpter vs. Jacksonville State, 2018)

## KICKING

Points ..... 12 (Three times, last: Justin Thompson vs. Texas Southern, 2017)  
PAT Attempts ..... 8 (Seven times, last: Nathan Robertson vs. Point, 2019)  
PATs Made ..... 8 (Six times, last: Nathan Robertson vs. Point, 2019)  
FG Attempts ..... 7 (Justin Thompson vs. Shorter, 2015)  
FGs Made ..... 4 (Two times, last: Justin Thompson vs. Gardner-Webb, 2015)  
Longest FG Made ..... 46 (Two times, last: Nathan Robertson vs. Robert Morris, 2021)  
Longest FG Attempt ..... 51 (Justin Thompson vs. Gardner-Webb, 2017)

## PUNTING

Punts ..... 7 (Two times, last: Nicholas Jones vs. Wofford, 2018)  
Punt Yards ..... 296 (Nicholas Jones vs. Wofford, 2018)  
Yards per Punt (min. 3) ..... 44.0 (Two times, last: Nicholas Jones vs. Monmouth, 2019)  
Longest Punt ..... 61 (Christian Kinsley at Presbyterian, 2016)

## RETURNS

Kick Returns ..... 6 (Chaston Bennett vs. Liberty, 2016)  
Kick Return Yards ..... 137 (Antavius Grier at Campbell, 2019)  
Kick Return TDs ..... 1 (Four times, last: Darnell Holland vs. Campbell, 2018)  
Yards per Kick Return (min. 2) ..... 45.5 (Chaston Bennett vs. ETSU, 2016)  
Longest Return ..... 100 (Two times, last: Isaac Foster at Gardner-Webb, 2018)  
Punt Returns ..... 6 (Bert Birdsall vs. Texas Southern, 2017)  
Punt Return Yards ..... 67 (Bert Birdsall vs. Texas Southern, 2017)  
Punt Return TDs ..... 1 (Gabriel Benyard vs. Davidson, 2021)  
Yards per Punt Return (min. 3) ..... 33 (Isaac Foster vs. Alabama State, 2018)  
Longest Punt Return ..... 63 (Gabriel Benyard vs. Davidson, 2021)

## DEFENSE

Total Tackles ..... 17 (Evan Thompson vs. Gardner-Webb, 2021)  
Solo Tackles ..... 11 (Bryson Armstrong vs. Samford, 2017)  
Tackles for Loss ..... 6 (Two times, last: Joel Parker at Alabama State, 2019)  
Sacks ..... 3 (Joel Parker at Alabama State, 2019)  
Interceptions ..... 3 (Dante Blackmon at Duquesne, 2016)  
INT Return Yards ..... 75 (Bryson Armstrong vs. Robert Morris, s2021)  
INT Return TDs ..... 1 (Seven times, last: Bryson Armstrong vs. Robert Morris, s2021)  
Longest INT Return ..... 75 (Bryson Armstrong vs. Robert Morris, s2021)  
Forced Fumbles ..... 3 (Derrick Farrow vs. Edward Waters, 2015)  
Fumble Recoveries ..... 2 (Dorian Walker at Kent State, 2019)  
Fumble Return Yards ..... 65 (Dez Billingslea vs. Shorter, 2015)  
Fumble Return TDs ..... 1 (Six times, last: Cade Loden vs. Dixie State, s2021)  
Longest Fumble Return ..... 65 (Dez Billingslea vs. Shorter, 2015)





## INDIVIDUAL ALL-TIME RUSHING NUMBERS

### 100-YARD RUSHING GAMES

Player	Opponent	Date	Yards
1. Micah Reed	Shorter	Sept. 19, 2015	100
2. Chaston Bennett	at Dayton	Sept. 26, 2015	155
3. Trey White	at Dayton	Sept. 26, 2015	128
4. Trey White	Gardner-Webb	Oct. 17, 2015	170
5. Chaston Bennett	Monmouth	Oct. 31, 2015	129
6. Trey White	Monmouth	Oct. 31, 2015	102
7. Trey White	at Presbyterian	Nov. 21, 2015	155
8. Chandler Burks	Point	Sept. 10, 2016	138
9. Darnell Holland	at Furman	Oct. 1, 2016	123
10. Chandler Burks	at Furman	Oct. 1, 2016	103
11. Chandler Burks	Missouri S&T	Oct. 8, 2016	118
12. Chaston Bennett	at Monmouth	Oct. 29, 2016	129
13. Chaston Bennett	Clark Atlanta	Nov. 5, 2016	179
14. Chandler Burks	Presbyterian	Nov. 12, 2016	119
15. Darnell Holland	Tennessee Tech	Sept. 9, 2017	129
16. Chandler Burks	North Greenville	Sept. 30, 2017	100
17. Shaquil Terry	at Liberty	Oct. 14, 2017	126
18. Jake McKenzie	at Liberty	Oct. 14, 2017	111
19. Jake McKenzie	Gardner-Webb	Oct. 21, 2017	119
20. Chandler Burks	at Montana State	Nov. 4, 2017	149
21. Jake McKenzie	at Montana State	Nov. 4, 2017	116
22. Darnell Holland	Charleston Southern	Nov. 11, 2017	109
23. Chandler Burks	Monmouth	Nov. 18, 2017	131
24. Shaquil Terry	Samford	Nov. 25, 2017	120
25. Shaquil Terry	at Sam Houston State	Dec. 9, 2017	120
26. Darnell Holland	vs. Alabama State	Sept. 15, 2018	136
27. Chandler Burks	vs. Presbyterian	Oct. 6, 2018	135
28. Chandler Burks	at Charleston Southern	Oct. 27, 2018	102
29. Shaq Terry	vs. Campbell	Nov. 3, 2018	112
30. Darnell Holland	at Monmouth	Nov. 10, 2018	195
31. Darnell Holland	vs. Jacksonville State	Nov. 17, 2018	101
32. Bronson Rechsteiner	at Missouri State	Sept. 21, 2019	221*
33. Isaac Foster	at Missouri State	Sept. 21, 2019	183
34. Isaac Foster	vs. Reinhardt	Sept. 28, 2019	127
35. Bronson Rechsteiner	vs. Charleston Southern	Oct. 12, 2019	138
36. Daniel David	vs. North Alabama	Oct. 26, 2019	111
37. Tommy Bryant	at Campbell	Nov. 9, 2019	105
38. Tommy Bryant	at Hampton	Nov. 16, 2019	100
39. Tommy Bryant	vs. Gardner-Webb	Nov. 23, 2019	154
40. Bronson Rechsteiner	vs. Gardner-Webb	Nov. 23, 2019	128
41. Jonathan Murphy	at Wofford	Nov. 30, 2019	206
42. Jonathan Murphy	at Weber State	Dec. 7, 2019	116
43. Jonathan Murphy	vs. Charleston Southern	Mar. 14, 2021	113
44. Kyle Glover	at Wofford	Sept. 18, 2021	117
45. Xavier Shepherd	vs. Jacksonville State	Oct. 2, 2021	124
46. Xavier Shepherd	at Hampton	Oct. 9, 2021	179
47. Xavier Shepherd	vs. Monmouth	Nov. 20, 2021	118
48. Iaan Cousin	vs. Monmouth	Nov. 20, 2021	114
49. Jonathan Murphy	at ETSU	Dec. 4, 2021	164

### TWO 100-YARD RUSHERS, SAME GAME

Player (Yards)	Opponent	Date
1. Chaston Bennett (155)	Trey White (128)	at Dayton Sept. 26, 2015
2. Chaston Bennett (124)	Trey White (102)	vs. Monmouth Oct. 31, 2015
3. Darnell Holland (123)	Chandler Burks (103)	at Furman Oct. 1, 2016
4. Jake McKenzie (111)	Shaquil Terry (126)	Liberty Oct. 14, 2017
5. Chandler Burks (149)	Jake McKenzie (116)	Montana State Nov. 4, 2017
6. Bronson Rechsteiner (221)	Isaac Foster (183)	at Missouri State Sept. 21, 2019
7. Tommy Bryant (154)	Bronson Rechsteiner (128)	vs. Gardner-Webb Nov. 23, 2019
8. Xavier Shepherd (118)	Iaan Cousin (114)	vs. Monmouth Nov. 20, 2021

### 200-YARD RUSHING GAMES

Player	Opponent	Date	Yards
1. Bronson Rechsteiner	at Missouri State	Sept. 21, 2019	221*
2. Jonathan Murphy	at Wofford	Nov. 30, 2019	206

\*school record

### MOST 100-YARD RUSH GAMES

Player	Games
Chandler Burks	9
Darnell Holland	6
Trey White	4
Chaston Bennett	4
Jonathan Murphy	4
Bronson Rechsteiner	3
Tommy Bryant	3
Shaquil Terry	3
Jake McKenzie	3
Xavier Shepherd	3
Isaac Foster	2

### MOST 200-YARD RUSH GAMES

Player	Games
Bronson Rechsteiner	1
Jonathan Murphy	1

### LONGEST RUSHING ATTEMPTS

Yds	Result	Player	Date
85	TD	Bronson Rechsteiner	Sept. 21, 2019
84	TD	Darnell Holland	Sept. 9, 2017
84	--	Shaquil Terry	Nov. 25, 2017
80	TD	Chaston Bennett	Sept. 26, 2015
79	TD	T.J. Reed	Oct. 7, 2017
75	TD	Isaac Foster	Sept. 21, 2019
75	TD	Darnell Holland	Sept. 6, 2018
70	TD	Darnell Holland	Sept. 15, 2018
69	--	Chaston Bennett	Nov. 5, 2016
65	--	Daniel David	Sept. 15, 2018
65	TD	Bronson Rechsteiner	Nov. 23, 2019



## THE LAST TIME KENNESAW STATE...

### RUSHING

Had 500+ yards rushing	at Tennessee Tech, 2018 (507)
Had 400+ yards rushing	vs. Monmouth, 2021 (471)
Had 300+ yards rushing	vs. Davidson, 2021 (305)
Had 70+ rushing attempts	vs. Jacksonville State, 2018 (71)
Had 60+ rushing attempts	at Samford, 2022 (62)
Had 50+ rushing attempts	at Samford, 2022 (62)
Had 7+ rushing TDs	at Monmouth, 2018 (7)
Had 6+ rushing TDs	vs. Monmouth, 2021 (6)
Had 5+ rushing TDs	vs. Davidson, 2021 (5)
Had 4+ rushing TDs	vs. Davidson, 2021 (5)
Had 2+ players with 100 yards rushing	vs. Monmouth, 2021 (2)

### PASSING

Had 300+ yards passing	at Duquesne, 2016 (312)
Had 200+ yards passing	at Robert Morris, 2021 (240)
Had 25+ pass attempts	at Charleston Southern, 2016 (28)
Had 20+ pass attempts	at Georgia Tech, 2021 (20)
Had 10+ pass completions	at ETSU, 2021 (10)
Had 4+ passing TDs	at Robert Morris, 2021 (4)
Had 3+ passing TDs	at Robert Morris, 2021 (4)
Had 4+ passes intercepted	at Charleston Southern, 2016 (4)
Had 3+ passes intercepted	at Charleston Southern, 2016 (4)

### TOTAL OFFENSE

Had 650+ yards total offense	vs. Point University, 2015 (699)
Had 600+ yards total offense	vs. Presbyterian, 2018 (637)
Had 550+ yards total offense	vs. Monmouth, 2021 (571)
Had 500+ yards total offense	vs. Monmouth, 2021 (571)
Had 85+ plays total offense	at Kent State, 2019 (87)
Had 80+ plays total offense	at Kent State, 2019 (87)
Had 75+ plays total offense	at Samford, 2022 (75)

### SCORING

Scored 70+ points	vs. Clark Atlanta, 2018 (70)
Scored 60+ points	vs. Jacksonville State, 2018 (60)
Scored 50+ points	at Hampton, 2019 (50)
Scored 40+ points in a half	vs. Davidson, 2021 (41)
Scored 30+ points in a half	vs. Davidson, 2021 (41)
Scored 35+ points in a quarter	vs. Edward Waters, 2015 (35)
Scored 28+ points in a quarter	vs. Alabama State, 2018 (28)
Both teams combined for 100+ points	vs. Jacksonville State, 2018 (112)
Allowed 50+ points	vs. Jacksonville State, 2018 (52)
Allowed 40+ points	at Georgia Tech, 2021 (45)
Allowed 30+ points	at ETSU, 2021 (32)
Was held scoreless	--
Was held scoreless at Fifth Third Bank Stadium	--
Was held scoreless on the road	--
Was held scoreless at a neutral site	--
Won a game without a rushing TD	at Robert Morris, 2021
Won a game without a passing TD	vs. NC A&T, 2021
Held opponent scoreless	vs. NC A&T, 2021 (14-0)
Held opponent scoreless at Fifth Third Bank Stadium	vs. NC A&T, 2021 (14-0)
Held opponent scoreless on the road	at Presbyterian, 2017 (28-0)
Held opponent without a touchdown	vs. NC A&T, 2021 (14-0)
Held two opponents scoreless in one season	2018, vs. Presbyterian and Campbell
Held a Big South opponent scoreless	vs. NC A&T, 2021 (14-0)
Scored on the first offensive play of the game	vs. Charleston Southern, 2015
Scored on the first offensive series of the game	at Samford, 2022

### RECEIVING

Had a player with 100 yards receiving	at Robert Morris, 2021 (O'Neal - 119)
Had a player with 5+ catches in a game	at Robert Morris, 2021 (O'Neal - 5)
Had a player with 2+ TD receptions in a game	at Robert Morris, 2021 (O'Neal - 119)

### DEFENSE

Held opponent to 10 or fewer first downs	vs. Reinhardt, 2021 (9)
Held opponent to 25 or fewer yards rushing	vs. Presbyterian, 2018 (18)
Held opponent to 50 or fewer yards rushing	vs. Monmouth, 2021 (30)
Held opponent to 50 or fewer yards passing	vs. Campbell, 2018 (46)
Held opponent to 150 or fewer yards total offense	at Hampton, 2019 (126)
Held opponent to 200 or fewer yards total offense	at Campbell, 2021 (189)
Intercepted 4+ passes	vs. Clark Atlanta, 2018 (4)
Intercepted 3+ passes	at Hampton, 2019 (3)
Scored a safety	--
Scored a touchdown	vs. Robert Morris s2021 (75-yd int return)
Recorded 5+ sacks	vs. Monmouth, 2021 (5.0)
Recorded 4+ sacks	vs. Monmouth, 2021 (5.0)

### SPECIAL TEAMS

Returned a punt for a TD	vs. Davidson, 2021 (Gabriel Benyard - 63 yds)
Returned a blocked punt for a TD	vs. Gardner-Webb, 2019 (Jalen Jackson)
Returned a kickoff for a TD	vs. Campbell, 2018 (Holland - 84 yds)
Punted 10+ times	--
Did not punt	vs. Dixie State, s2021
Blocked a punt	vs. NC A&T, 2021
Blocked a field goal	at Campbell, 2021
Returned a blocked field goal for a TD	at Campbell, 2021
Had a punt blocked	at Samford, 2017
Had a field goal blocked	--
Blocked a PAT kick	vs. Gardner-Webb, 2021
Missed a kicking PAT	at Hampton, 2019
Have a kicking PAT blocked	vs. North Alabama, 2019
Recovered an onside kick	vs. Monmouth, 2021

### MISCELLANEOUS

Had 30+ first downs	vs. Presbyterian, 2018 (34)
Had 25+ first downs	vs. Monmouth, 2021 (26)
Had 10+ passing first downs	at Samford, 2017 (10)
Had 20+ rushing first downs	vs. Monmouth, 2021 (20)
Had 10+ penalties	vs. Charleston Southern, 2019 (11)
Had 100+ yards in penalties	vs. Charleston Southern, 2019 (122)
Had 35 minutes+ of possession time	at Samford, 2022 (39:06)
Was involved in an overtime game	vs. Jacksonville State, 2018 (50T)
Defeated a ranked opponent	vs. No. 24 Monmouth, 2021 (49-17)
Defeated a ranked opponent on the road	at No. 11 Wofford, 2019 (28-21)
Came back from 10+ points down to win	at North Alabama, 2021 (14)



## THE LAST TIME A KENNESAW STATE PLAYER...

### RUSHING

Rushed 30+ times	Xavier Shepherd at Samford, 2022 (35)
Rushed 25+ times	Xavier Shepherd at Samford, 2022 (35)
Rushed for 250+ yards	--
Rushed for 200+ yards	Jonathan Murphy at Wofford, 2019 (206)
Rushed for 175+ yards	Xavier Shepherd at Hampton, 2021 (179)
Rushed for 150+ yards	Jonathan Murphy at ETSU, 2021 (164)
Rushed for 125+ yards	Jonathan Murphy at ETSU, 2021 (164)
Rushed for 100+ yards	Jonathan Murphy at ETSU, 2021 (164)
Rushed for 100+ yards (QB)	Xavier Shepherd vs. Monmouth, 2021 (118)
Rushed for 100+ yards in consecutive games	Xavier Shepherd at Hampton, 2021 (179)
Rushed for 100+ yards in 3 straight games	Xavier Shepherd vs. Jacksonville St, 2021 (124) Tommy Bryant vs. Gardner-Webb, 2019 (154) Tommy Bryant at Hampton, 2019 (100) Tommy Bryant at Campbell, 2019 (105)
Rushed for 5+ touchdowns	--
Rushed for 4+ touchdowns	Xavier Shepherd vs. Davidson (4)
Rushed for 3+ touchdowns	Xavier Shepherd vs. Davidson, 2021 (4)
Rushed for 3+ touchdowns (QB)	Xavier Shepherd vs. Davidson, 2021 (4)
Rushed for 2+ touchdowns	Jonathan Murphy at ETSU, 2021 (2)
Had 3 players rush for a touchdown	vs. Reinhardt, 2021 (3)
Had 4 players rush for a touchdown	at Hampton, 2019 (3)
Had 5 players rush for a touchdown	at Hampton, 2019 (5)
Had a run of 80+ yards	Bronson Rechsteiner at Missouri St., 2019 (87)
Had a run of 70+ yards	Bronson Rechsteiner at Missouri St., 2019 (87)
Had a run of 60+ yards	Iaan Cousin vs. Monmouth, 2021 (61)
Had a run of 50+ yards	Iaan Cousin vs. Monmouth, 2019 (61)
Had a run of 50+ yards	Isaac Foster at Missouri State, 2019 (75, 67)

### PASSING

Passed for 250+ yards	--
Passed for 200+ yards	Xavier Shepherd vs. Gardner-Webb, 2021 (209)
Passed for 100+ yards	Xavier Shepherd at Samford, 2022 (135)
Attempted 20+ passes	Xavier Shepherd at Georgia Tech, 2021 (20)
Completed 15+ passes	Daniel David at Kent State, 2019 (21)
Threw 4+ touchdown passes	Xavier Shepherd at Robert Morris, 2021 (4)
Threw 3+ touchdown passes	Xavier Shepherd at Robert Morris, 2021 (4)
Threw 2+ touchdown passes	Jonathan Murphy at ETSU, 2021 (2)
Threw 2+ TD passes in consecutive games	Xavier Shepherd at Robert Morris, 2021 (4) Xavier Shepherd vs. Gardner-Webb, 2021 (4) Xavier Shepherd at Campbell (2)
Threw 3+ interceptions	--
Threw 2+ interceptions	Xavier Shepherd at Georgia Tech, 2021 (2)
Completed pass for 80+ yards	--
Completed pass for 70+ yards	Shepherd to Marshall at Samford, 2022 (72)
Completed pass for 60+ yards	Shepherd to Marshall at Samford, 2022 (72)
Completed pass for 50+ yards	Shepherd to Marshall at Samford, 2022 (72)

### RECEIVING

Caught 9+ passes	--
Caught 8+ passes	Justin Sumpter at Duquesne, 2016 (8)
Caught 7+ passes	Justin Sumpter at Georgia State, 2018 (7)
Caught 6+ passes	Justin Sumpter at Georgia State, 2018 (7)
Had 200+ yards receiving	--
Had 175+ yards receiving	Justin Sumpter at Duquesne, 2016 (187)
Had 150+ yards receiving	Justin Sumpter at Duquesne, 2016 (187)
Had 100+ yards receiving	Caleb O'Neal at Robert Morris, 2016 (119)
Had 100+ yards receiving in consecutive games	Justin Sumpter at Furman, 2016 (147) Justin Sumpter at Duquesne, 2016 (187)
Caught 3+ TD passes	--
Caught 2+ TD passes	Caleb O'Neal at Robert Morris, 2021 (2)

### TOTAL OFFENSE

Had 300+ yards total offense	--
Had 275+ yards total offense	Jonathan Murphy at ETSU, 2021 (289)
Had 250 yards+ total offense	Jonathan Murphy at ETSU, 2021 (289)
Had 100 yards both pass & rush	Jonathan Murphy at ETSU, 2021 (125, 164)

### TOTAL OFFENSE

Accounted for 5+ touchdowns	Tommy Bryant at Campbell, 2019 (5)
Accounted for 4+ touchdowns	Jonathan Murphy at ETSU, 2021 (4)
Accounted for 3+ touchdowns	Jonathan Murphy at ETSU, 2021 (4)
Scored 4+ touchdowns	Jonathan Murphy at ETSU, 2021 (4)
Scored 3+ touchdowns	Jonathan Murphy at ETSU, 2021 (4)
Multiple players score 2+ touchdowns	Jonathan Murphy vs. Reinhardt, 2021 (2) Xavier Shepherd vs. Reinhardt, 2021 (2)

### DEFENSE

Intercepted 3+ passes	Donte Blackmon at Duquesne, 2016 (3)
Intercepted 2+ passes	Akebren Ralls vs. Gardner-Webb, 2017 (2)
Recovered 2+ fumbles	Kareem Taylor vs. Shorter, s2021 (2)
Forced 3+ fumbles	Derrick Farrow vs. Edward Waters, 2015 (3)
Recorded 3+ sacks	Joel Parker at Alabama State, 2019 (3.0)
Recorded 2+ sacks	Peyton Moore vs. Shorter, s2021 (2.0)
Recorded 5+ tackles for loss	Joel Parker at Alabama State, 2019 (6.0)
Recorded 3+ tackles for loss	Evan Thompson vs. NC A&T, 2021 (3.0)
Recorded 15+ tackles	Evan Thompson vs. Gardner-Webb, 2021 (17)
Recorded 10+ tackles	Evan Thompson at ETSU, 2021 (11)
Recorded 10+ tackles in back-to-back games	Evan Thompson at ETSU, 2021 (11)
Recorded 10+ tackles in four straight games	Evan Thompson vs. Davidson, 2021 (10) Evan Thompson at Hampton, 2021 (10) Evan Thompson vs. NC A&T, 2021 (12) Evan Thompson at Campbell, 2021 (10) Evan Thompson vs. Gardner-Webb, 2021 (17)
Recorded 15+ tackles twice in one season	Bryson Armstrong vs. Samford, 2017 (16) Bryson Armstrong at Alabama State, 2017 (15)
Recorded 15+ tackles in back-to-back games	--
Recorded 15+ tackles twice in one season	Bryson Armstrong vs. Samford, 2017 (16) Bryson Armstrong at Alabama State, 2017 (15)
Returned an interception for a touchdown	Bryson Armstrong vs. Robert Morris, s2021
Returned a fumble for a touchdown	Cade Loden vs. Dixie State, s2021

### SPECIAL TEAMS

Scored 10+ points kicking	Nathan Robertson vs. Gardner-Webb, 2021 (10)
Made 5+ field goals	--
Made 4+ field goals	Justin Thompson vs. Shorter, 2015 (4)
Made a field goal of 50+ yards	--
Made a field goal of 40+ yards	Nathan Robertson at ETSU, 2021 (45)
Kicked a punt of 70+ yards	--
Kicked a punt of 60+ yards	Christian Kinsley vs. Presbyterian, 2016
Punted 7+ times	Ben Moran at Georgia Tech, 2021 (7)
Totalled 125+ kick return yards	Antavius Grier at Campbell, 2019 (137)
Totalled 100+ kick return yards	Antavius Grier at Campbell, 2019 (137)
Totalled 50+ punt return yards	Gabriel Benyard at ETSU, 2021 (55)





## GAME-BY-GAME NOTABLES

Opponent	Captains	Coin Toss	Kickoff/ Recieve	KSU 1st Poss.	Game Length	Helmet	Jersey	Pants
Samford	Robertson, Bell, Foster	Win	Kickoff	TD	3:04	Black	White	Black
Cincinnati								
Wofford								
Jacksonville State								
North Alabama								
Central Arkansas								
Tennessee Tech								
Charleston Southern								
UT Martin								
Austin Peay								
Eastern Kentucky								

## GAME-BY-GAME OFFENSIVE STARTERS

Opponent	LT	LG	C	RG	RT	WR	WR	2B	SB	SB	QB
Samford	Wright	Paxton	Dawson	Katina	Adams	Marshall	Bohannon	Daniels	Ledet	Foster	Shepherd
Cincinnati											
Wofford											
Jacksonville State											
North Alabama											
Central Arkansas											
Tennessee Tech											
Charleston Southern											
UT Martin											
Austin Peay											
Eastern Kentucky											

## GAME-BY-GAME DEFENSIVE STARTERS

Opponent	DE	NT	DT	DE	MIKE	WILL	SAM	CB	SS	FS	CB
Samford	Myers	Allen	Bell	Parker	Silas	Barnum	Gar. Benyard	Burks	Byrd	Montgomery	Gamble
Cincinnati											
Wofford											
Jacksonville State											
North Alabama											
Central Arkansas											
Tennessee Tech											
Charleston Southern											
UT Martin											
Austin Peay											
Eastern Kentucky											

## PLAY BREAKDOWN

Kennesaw State				Opponents			
Opponent	Rush	Pass	Total	Opponent	Rush	Pass	Total
Samford	62	13	75	Samford	32	24	56
Cincinnati				Cincinnati			
Wofford				Wofford			
Jacksonville State				Jacksonville State			
North Alabama				North Alabama			
Central Arkansas				Central Arkansas			
Tennessee Tech				Tennessee Tech			
Charleston Southern				Charleston Southern			
UT Martin				UT Martin			
Austin Peay				Austin Peay			
Eastern Kentucky				Eastern Kentucky			
<b>Totals</b>	<b>62</b>	<b>13</b>	<b>75</b>	<b>Totals</b>	<b>32</b>	<b>24</b>	<b>56</b>



## GAME-OPENING DRIVES

	Kennesaw St.			Opponent		
Opponent	Pts	1sts	Yds	Pts	1sts	Yds
Samford	7	2	80	0	0	5
Cincinnati						
Wofford						
Jacksonville State						
North Alabama						
Central Arkansas						
Tennessee Tech						
Charleston Southern						
UT Martin						
Austin Peay						
Eastern Kentucky						
<b>Totals</b>	<b>7</b>	<b>2</b>	<b>80</b>	<b>0</b>	<b>0</b>	<b>5</b>

## 2ND HALF-OPENING DRIVES

	Kennesaw St.			Opponent		
Opponent	Pts	1sts	Yds	Pts	1sts	Yds
Samford	3	4	54	0	0	-5
Cincinnati						
Wofford						
Jacksonville State						
North Alabama						
Central Arkansas						
Tennessee Tech						
Charleston Southern						
UT Martin						
Austin Peay						
Eastern Kentucky						
<b>Totals</b>	<b>3</b>	<b>4</b>	<b>54</b>	<b>0</b>	<b>0</b>	<b>-5</b>

## SCORING DRIVES BY THE NUMBERS

	Time of Possession			
Opponent	1-60 Sec	1-4 Min	4-7 Min	7+ Min
Samford		1	1	1
Cincinnati				
Wofford				
Jacksonville State				
North Alabama				
Central Arkansas				
Tennessee Tech				
Charleston Southern				
UT Martin				
Austin Peay				
Eastern Kentucky				
<b>Totals</b>		<b>1</b>	<b>1</b>	<b>1</b>

	Number of Plays			
Opponent	1-3	4-7	8-10	11+
Samford		1	1	1
Cincinnati				
Wofford				
Jacksonville State				
North Alabama				
Central Arkansas				
Tennessee Tech				
Charleston Southern				
UT Martin				
Austin Peay				
Eastern Kentucky				
<b>Totals</b>		<b>1</b>	<b>1</b>	<b>1</b>



## FIRST DOWNS GAME LOG

Kennesaw State				
Opponent	Rush	Pass	Penalty	Total
Samford	15	3	2	20
Cincinnati				
Wofford				
Jacksonville State				
North Alabama				
Central Arkansas				
Tennessee Tech				
Charleston Southern				
UT Martin				
Austin Peay				
Eastern Kentucky				
<b>Totals</b>	<b>15</b>	<b>3</b>	<b>2</b>	<b>20</b>

Opponents				
Opponent	Rush	Pass	Penalty	Total
Samford	9	11	1	21
Cincinnati				
Wofford				
Jacksonville State				
North Alabama				
Central Arkansas				
Tennessee Tech				
Charleston Southern				
UT Martin				
Austin Peay				
Eastern Kentucky				
<b>Totals</b>	<b>9</b>	<b>11</b>	<b>1</b>	<b>21</b>

## TURNOVER CHART

Forced by Kennesaw State					
Opponent	Fum	Int	Total	Pts Off	Margin
Samford	2	0	2	7	+1
Cincinnati					
Wofford					
Jacksonville State					
North Alabama					
Central Arkansas					
Tennessee Tech					
Charleston Southern					
UT Martin					
Austin Peay					
Eastern Kentucky					
<b>Totals</b>	<b>2</b>	<b>0</b>	<b>2</b>	<b>7</b>	<b>+1</b>

Forced by Opponents					
Opponent	Fum	Int	Total	Pts Off	Margin
Samford	0	1	1	0	-1
Cincinnati					
Wofford					
Jacksonville State					
North Alabama					
Central Arkansas					
Tennessee Tech					
Charleston Southern					
UT Martin					
Austin Peay					
Eastern Kentucky					
<b>Totals</b>	<b>0</b>	<b>1</b>	<b>1</b>	<b>0</b>	<b>-1</b>





# DEPTH CHART

## OFFENSE

QB	8	<b>XAVIER SHEPHERD</b> , 6-0, 205, Jr., Nashville, Tenn.
	4	Jonathan Murphy, 6-0, 190, Sr., Los Angeles, Calif.
2B	2	<b>PRESTON DANIELS</b> , 5-11, 255, Jr., Sandersville, Ga.
	46	Jordan Lay, 5-11, 205, Jr., Hartwell, Ga.
SB	12	<b>ISAAC FOSTER</b> , 5-10, 175, Gr., Summerville, Ga.
	26	Gabriel Benyard, 5-10, 175, So., Ocilla, Ga.
SB	32	<b>MARQUIS LEDET</b> , 6-0, 205, Jr., Marietta, Ga.
	3	Nykeem Farrow, 5-9, 170, Jr., Cochran, Ga.
WR	17	<b>CHAVIS MARSHALL</b> , 6-3, 195, Jr., Sylvester, Ga.
	7	Oscar Gonzalez, 6-4, 230, Sr., Dalton, Ga.
WR	83	<b>BLAKE BOHANNON</b> , 6-1, 200, So., Woodstock, Ga.
	5	Xavier Hill, 6-2, 205, Jr., Pleasant Grove, Ala.
LT	71	<b>NATHAN WRIGHT</b> , 6-3, 255, Fr., Gardendale, Ala.
	75	Hall O'Neal, 6-2, 255, Jr., Atlanta, Ga.
LG	50	<b>TERRELL PAXTON</b> , 6-0, 310, Sr., Stone Mountain, Ga.
	52	Jordan Love, 6-2, 275, So., Rockledge, Fla.
C	70	<b>JAMES DAWSON</b> , 6-1, 295, Jr., Opelika, Ala.
	73	Mike Fangman, 6-1, 270, So., Naples, Fla.
RG	65	<b>ZION KATINA</b> , 6-2, 285, Sr., Franklin, Tenn.
	68	Trenton Jackson, 6-0, 290, Jr., Hattiesburg, Miss.
RT	54	<b>SETH ADAMS</b> , 6-3, 250, So., Dawsonville, Ga.
	71	Nathan Wright, 6-3, 255, Fr., Gardendale, Ala.

## SPECIALISTS

KO	77	<b>CONOR CUMMINS</b> , 6-1, 175, So., Marietta, Ga.
	88	Nathan Robertson, 5-10, 160, Gr., Columbus, Ga.
PK	88	<b>NATHAN ROBERTSON</b> , 5-10, 160, Gr., Columbus, Ga.
	77	Conor Cummins, 6-1, 175, So., Marietta, Ga.
P	90	<b>JOSHUA HUIET</b> , 6-2, 205, So., Johns Creek, Ga.
	53	Charlie Cooper, 5-11, 185, Fr., Tucker, Ga.
HLD	90	<b>JOSHUA HUIET</b> , 6-2, 205, So., Johns Creek, Ga.
	12	Isaac Foster, 5-10, 175, Gr., Summerville, Ga.
LS	81	<b>ZANE McCracken</b> , 6-2, 200, Jr., Calhoun, Ga.
	78	Ronnie Thomas, 5-10, 180, Fr., Warner Robbins, Ga.
KR	26	<b>GABRIEL BENYARD</b> , 5-10, 175, So., Ocilla, Ga.
	12	Isaac Foster, 5-10, 175, Gr., Summerville, Ga.
PR	26	<b>GABRIEL BENYARD</b> , 5-10, 175, So., Ocilla, Ga.
	12	Isaac Foster, 5-10, 175, Gr., Summerville, Ga.

## DEFENSE

DE	95	<b>JOEL PARKER</b> , 6-0, 250, Sr., Birmingham, Ala.
	51	Kelcy Allen, 6-1, 280, Sr., Smith Station, Ala.
DT	92	<b>CARLOS ALLEN</b> , 6-0, 290, Jr., Atlanta, Ga.
	97	Adam Watkins, 6-0, 285, So., Dacula, Ga.
NT	96	<b>TRAVIS BELL</b> , 6-1, 305, Gr., Montgomery, Ala.
	99	Charles Remy, 6-1, 215, So., Kennesaw, Ga.
DE	58	<b>JAHON MYERS</b> , 6-3, 255, Jr., Luella, Ga.
	94	Kerick Reese, 6-2, 210, Jr., Stockbridge, Ga.
MIKE	49	<b>JUAN SILAS</b> , 6-1, 200, Fr., Athens, Ga.
	45	Mike Mincey, 6-1, 230, So., Waycross, Ga.
WILL	14	<b>JALEN BARNUM</b> , 6-1, 195, Jr., Jesup, Ga.
	42	Montrel Jenkins, 6-0, 215, So., Acworth, Ga.
SAM	41	<b>GARLAND BENYARD</b> , 6-1, 200, So., Ocilla, Ga.
	39	William Jenkins, 6-0, 215, Jr., Decatur, Ga.
CB	11	<b>JE'CORY BURKS</b> , 6-0, 195, Sr., Perry, Ga.
	20	Erwin Byrd, 5-10, 175, Jr., Powder Springs, Ga.
CB	31	<b>CHANCE GAMBLE</b> , 6-2, 170, So., Fitzgerald, Ga.
	16	Ryan Harris, 5-10, 170, Jr., Irmo, S.C.
FS	21	<b>MARKEITH MONTGOMERY</b> , 5-10, 185, Sr., Flintstone, Ga.
	25	Deontre Morris, 5-11, 185, So., Atlanta, Ga.
SS	38	<b>DYLAN HAND</b> , 6-0, 195, So., Dacula, Ga.
	29	Joe Williams, 6-0, 170, Fr., Thomasville, Ga.



# 2022-23 Kennesaw St. Football Combined Team Statistics All games

Page 1/3  
as of Sep 04, 2022

## Team Results

Date	Opponent		Score	Att.
09/01/2022	at Samford	L	17-27	5333

## Rushing

Player	gp	att	gain	loss	net	avg	td	lg	avg/g
Xavier Shepherd	1	35	88	24	64	1.8	1	8	64.0
Preston Daniels	1	8	64	0	64	8.0	1	26	64.0
Gabriel Benyard	1	3	20	0	20	6.7	0	10	20.0
Isaac Foster	1	5	17	1	16	3.2	0	5	16.0
Nykeem Farrow	1	3	12	3	9	3.0	0	8	9.0
Jordan Lay	1	4	9	0	9	2.3	0	3	9.0
Marquis Ledet	1	3	6	0	6	2.0	0	3	6.0
Michael Benefield	1	1	5	0	5	5.0	0	5	5.0
<b>Total</b>	<b>1</b>	<b>62</b>	<b>221</b>	<b>28</b>	<b>193</b>	<b>3.1</b>	<b>2</b>	<b>26</b>	<b>193.0</b>
<b>Opponents</b>	<b>1</b>	<b>32</b>	<b>141</b>	<b>28</b>	<b>113</b>	<b>3.5</b>	<b>0</b>	<b>20</b>	<b>113.0</b>

## Passing

Player	gp	effic	comp-att-int	pct	yds	td	lg	avg/g
Xavier Shepherd	1	110.3	5-13-1	38.5	135	0	72	135.0
<b>Total</b>	<b>1</b>	<b>110.3</b>	<b>5-13-1</b>	<b>38.5</b>	<b>135</b>	<b>0</b>	<b>72</b>	<b>135.0</b>
<b>Opponents</b>	<b>1</b>	<b>231.2</b>	<b>18-24-0</b>	<b>75.0</b>	<b>289</b>	<b>4</b>	<b>48</b>	<b>289.0</b>

## Receiving

Player	gp	no.	yds	avg	td	lg	avg/g
Chavis Marshall	1	1	38	38.0	0	38	38.0
Oscar Gonzalez	1	1	5	5.0	0	5	5.0
Nykeem Farrow	1	1	72	72.0	0	72	72.0
Marquis Ledet	1	1	5	5.0	0	5	5.0
Gabriel Benyard	1	1	15	15.0	0	15	15.0
<b>Total</b>	<b>1</b>	<b>5</b>	<b>135</b>	<b>27.0</b>	<b>0</b>	<b>72</b>	<b>135.0</b>
<b>Opponents</b>	<b>1</b>	<b>18</b>	<b>289</b>	<b>16.1</b>	<b>4</b>	<b>48</b>	<b>289.0</b>

## Game Records

Record	Overall	Home	Away	Neutral
ALL GAMES	0-1	0-0	0-1	0-0
CONFERENCE	0-0	0-0	0-0	0-0
NON-CONFERENCE	0-1	0-0	0-1	0-0

## Team Statistics

	KENNST	OPP
<b>First Downs</b>	<b>20</b>	<b>21</b>
Rushing	15	9
Passing	3	11
Penalty	2	1
<b>Rushing Yardage</b>	<b>193</b>	<b>113</b>
Rushing attempts	62	32
Average per rush	3.1	3.5
Average per game	193.0	113.0
TDs Rushing	2	0
<b>Passing Yardage</b>	<b>135</b>	<b>289</b>
Comp-Att-Int	5-13-1	18-24-0
Average per pass	10.4	12.0
Average per catch	27.0	16.1
Average per game	135.0	289.0
TDs Passing	0	4
<b>Total offense</b>	<b>328</b>	<b>402</b>
Average per play	4.4	7.2
Average per game	328.0	402.0
<b>Kick returns: #-Yards</b>	<b>1-15</b>	<b>2-61</b>
<b>Punt returns: #-Yards</b>	<b>0-0</b>	<b>1-20</b>
<b>Int returns: #-Yards</b>	<b>0-0</b>	<b>1-0</b>
<b>Fumbles-Lost</b>	<b>3-0</b>	<b>2-2</b>
<b>Penalties-Yards</b>	<b>5-34</b>	<b>3-30</b>
<b>Punts-Avg</b>	<b>5-43.0</b>	<b>2-46.0</b>
<b>Time of possession / game</b>	<b>39:06</b>	<b>20:54</b>
<b>3rd-down conversion</b>	<b>9/18</b>	<b>8/11</b>
<b>4rd-down conversion</b>	<b>2/3</b>	<b>0/0</b>
<b>PAT-attempts</b>	<b>(2-2) 100%</b>	<b>(3-4) 75%</b>
<b>2-point conversion-attempts</b>	<b>(0-0) 0%</b>	<b>(0-0) 0%</b>

## Interceptions

Player	no.	yds	avg	td	lg
<b>Total</b>	<b>0</b>	<b>0</b>	<b>0.0</b>	<b>0</b>	<b>0</b>
<b>Opponents</b>	<b>1</b>	<b>0</b>	<b>0.0</b>	<b>0</b>	<b>0</b>



2022-23 Kennesaw St. Football  
Combined Team Statistics  
All games

Page 2/3  
as of Sep 04, 2022

### Field Goals

Player	fg	pct.	01-19	20-29	30-39	40-49	50-59	lg	blk
Nathan Robertson	1-1	100.0	0-0	0-0	1-1	0-0	0-0	38	0
Opponents	0-1	0.0	0-0	0-0	0-0	0-1	0-0	0	0

### Scoring

Player	td	fg	PAT				dpx	saf	pts
			kick	rush	rcv	pass			
Preston Daniels	1	-	-	-	-	-	-	-	6
Xavier Shepherd	1	-	-	-	-	-	-	-	6
Nathan Robertson	-	1-1	2-2	-	-	-	-	-	5
<b>Total</b>	<b>2</b>	<b>1-1</b>	<b>2-2</b>	<b>0</b>	<b>0</b>	<b>0</b>	<b>0</b>	<b>0</b>	<b>17</b>
<b>Opponents</b>	<b>4</b>	<b>0-1</b>	<b>3-4</b>	<b>0</b>	<b>0</b>	<b>0</b>	<b>0</b>	<b>0</b>	<b>27</b>

### Score by Periods

Team	1st	2nd	3rd	4th	OT	TOT
Kennesaw St.	7	0	10	0	0	17
Opponents	0	14	0	13	0	27

### Punting

Player	no.	yds	avg	lg	tb	fc	i20	50+	blk
Joshua Huiet	5	215	43.0	55	1	2	2	1	0
<b>Total</b>	<b>5</b>	<b>215</b>	<b>43.0</b>	<b>55</b>	<b>1</b>	<b>2</b>	<b>2</b>	<b>1</b>	<b>0</b>
<b>Opponents</b>	<b>2</b>	<b>92</b>	<b>46.0</b>	<b>47</b>	<b>1</b>	<b>1</b>	<b>0</b>	<b>0</b>	<b>0</b>

### Punt Returns

Player	no.	yds	avg	td	lg
<b>Total</b>	<b>0</b>	<b>0</b>	<b>0.0</b>	<b>0</b>	<b>0</b>
<b>Opponents</b>	<b>1</b>	<b>20</b>	<b>20.0</b>	<b>0</b>	<b>20</b>

### Kick Returns

Player	no.	yds	avg	td	lg
Isaac Foster	1	15	15.0	0	15
<b>Total</b>	<b>1</b>	<b>15</b>	<b>15.0</b>	<b>0</b>	<b>15</b>
<b>Opponents</b>	<b>2</b>	<b>61</b>	<b>30.5</b>	<b>0</b>	<b>43</b>

### All Purpose

Player	g	rush	rcv	pr	kr	ir	total	avg/g
Nykeem Farrow	1	9	72	0	0	0	81	81.0
Xavier Shepherd	1	64	0	0	0	0	64	64.0
Preston Daniels	1	64	0	0	0	0	64	64.0
Chavis Marshall	1	0	38	0	0	0	38	38.0
Gabriel Benyard	1	20	15	0	0	0	35	35.0
Isaac Foster	1	16	0	0	15	0	31	31.0
Marquis Ledet	1	6	5	0	0	0	11	11.0
Jordan Lay	1	9	0	0	0	9	9	9.0
Michael Benefield	1	5	0	0	0	5	5	5.0
Oscar Gonzalez	1	0	5	0	0	5	5	5.0
<b>Total</b>	<b>1</b>	<b>193</b>	<b>135</b>	<b>0</b>	<b>15</b>	<b>0</b>	<b>343</b>	<b>343.0</b>
<b>Opponents</b>	<b>1</b>	<b>113</b>	<b>289</b>	<b>20</b>	<b>61</b>	<b>0</b>	<b>483</b>	<b>483.0</b>

### Total Offense

Player	g	plays	rush	pass	total	avg/g
Xavier Shepherd	1	48	64	135	199	199.0
Preston Daniels	1	8	64	0	64	64.0
Gabriel Benyard	1	3	20	0	20	20.0
Isaac Foster	1	5	16	0	16	16.0
Nykeem Farrow	1	3	9	0	9	9.0
Jordan Lay	1	4	9	0	9	9.0
Marquis Ledet	1	3	6	0	6	6.0
Michael Benefield	1	1	5	0	5	5.0
<b>Total</b>	<b>1</b>	<b>75</b>	<b>193</b>	<b>135</b>	<b>328</b>	<b>328.0</b>
<b>Opponents</b>	<b>1</b>	<b>56</b>	<b>113</b>	<b>289</b>	<b>402</b>	<b>402.0</b>

### Team Defense

#	Player	gp	Tackles				Sacks	Pass defense		Fumbles		blkd	
			ua	a	tot	tfl/yds		int-yds	brup	qbh	fr-yds	ff	kick
41	Garland Benyard	1	7	.	7	2-3	.	.	1	.	1-0	.	.



2022-23 Kennesaw St. Football  
Combined Team Statistics  
All games

Page 3/3  
as of Sep 04, 2022

##	Player	gp	Tackles				Sacks	Pass defense			Fumbles	blkd		
			ua	a	tot	tfl/yds	no-yds	int-yds	brup	qbh	fr-yds	ff	kick	saf
21	Markeith Montgomery	1	4	.	4	1-1	.	.	.	.	.	.	.	.
11	Je'Cory Burks	1	4	.	4	.	.	.	2	.	.	.	.	.
14	Jalen Barnum	1	3	.	3	.	.	.	.	.	.	.	.	.
49	Juandarion Silas	1	3	.	3	1-9	.	.	1	.	.	1	.	.
94	Kerick Reese	1	2	.	2	1-8	1-8	.	.	.	.	1	.	.
96	Travis Bell	1	1	1	2	.	.	.	.	.	.	.	.	.
31	Chance Gamble	1	2	.	2	.	.	.	.	.	.	.	.	.
42	Montrel Jenkins	1	2	.	2	.	.	.	.	.	.	.	.	.
38	Dylan Hand	1	1	1	2	.	.	.	.	.	.	.	.	.
99	Charles Remy	1	2	.	2	.	.	.	.	.	.	.	.	.
97	Adam Watkins	1	2	.	2	1-11	1-11	.	.	.	.	.	.	.
92	Carlos Allen	1	2	.	2	.	.	.	.	.	1-0	.	.	.
58	Jahon Myers	1	1	.	1	1-1	.	.	.	.	.	.	.	.
16	Ryan Harris	1	1	.	1	.	.	.	.	.	.	.	.	.
57	Demetric Barnes	1	1	.	1	.	.	.	.	.	.	.	.	.
51	Kelcy Allen	1	1	.	1	.	.	.	.	.	.	.	.	.
37	Yesiah Clemons	1	1	.	1	.	.	.	.	.	.	.	.	.
<b>Totals</b>		<b>1</b>	<b>40</b>	<b>2</b>	<b>42</b>	<b>7-33</b>	<b>2-19</b>	<b>0-0</b>	<b>4</b>	<b>0</b>	<b>2-0</b>	<b>2</b>	<b>0</b>	<b>0</b>
Opponents		1	60	8	68	6-23	2-16	1-0	4	0	0-0	1	0	0





## NUMERICAL ROSTER

No.	Name	Pos.	Ht.	Wt.	Cl.	Hometown /Previous School
0	Gene Sledge	RB	6-2	235	So.	Huntsville, Ala. / Vista Peak HS
1	Iaan Cousin	RB	6-0	160	Jr.	Carrollton, Ga. / Mount Zion HS
2	Preston Daniels	RB	5-11	255	Jr.	Sandersville, Ga. / Washington Co HS
3	Nykeem Farrow	RB	5-9	170	Jr.	Cochran, Ga. / Bleckley County HS
4	Jonathan Murphy	QB	6-0	190	Sr.	Los Angeles, Calif. / Long Beach CC
5	Xavier Hill	WR	6-2	205	Jr.	Pleasant Grove, Ala. / Pleasant Grove HS
6	Sharmari Reed	DB	6-0	205	Jr.	Fayetteville, Ga. / Trinity Christian HS
7	Oscar Gonzalez	WR	6-4	230	Sr.	Dalton, Ga. / Southeast Whitfield County HS
8	Xavier Shepherd	QB	6-0	205	Jr.	Nashville, Tenn. / Pearl-Cohn HS
11	Je'Cory Burks	DB	6-0	195	Sr.	Perry, Ga. / Perry HS
12	Isaac Foster	RB	5-10	175	Gr.	Summerville, Ga. / Chattooga HS
13	DeAngelo Hardy	QB	5-10	185	Jr.	Chattanooga, Tenn. / McCallie School
14	Jalen Barnum	LB	6-1	195	Jr.	Jesup, Ga. / Wayne County HS
15	Braden Bohannon	QB	6-1	195	Fr.	Woodstock, Ga. / Etowah HS
15	Jayven Williams	DB	6-2	170	Fr.	Mobile, Ala. / Baker HS
16	Ryan Harris	DB	5-10	170	Jr.	Irmo, S.C. / Dutch Fork HS
17	Chavis Marshall	WR	6-3	195	Jr.	Sylvester, Ga. / Worth County HS
18	Nick Sawyer	QB	5-11	160	Fr.	Harvest, Ala. / Sparkman HS
19	Adam Diaz	QB	5-11	180	Fr.	Shaker Heights, Oh. / Shaker Heights HS
20	Erwin Byrd	DB	5-10	175	Jr.	Powder Springs, Ga. / Maryland
21	Markeith Montgomery	DB	5-10	185	Sr.	Flintstone, Ga. / Ridgeland HS
22	Elijah Kirby	DB	6-1	210	Jr.	Sandy Springs, Ga. / Riverwood HS
23	Sulaiman Bah	DB	6-1	190	So.	Lilburn, Ga. / Parkview HS
23	Kemari McGowan	RB	5-10	160	Jr.	Murfreesboro, Tenn. / M. Tenn. Christian
24	Jeremiah Compton	DB	6-1	185	Sr.	Waverly, Ga. / Camden County HS
25	Deontre Morris	DB	5-11	185	So.	Atlanta, Ga. / Therrell HS
26	Gabriel Benyard	RB	5-10	175	So.	Ocilla, Ga. / Irwin County HS
27	Cade Loden	DB	6-0	180	Jr.	St. Mary's, Ga. / Camden County HS
28	Tykeem Wallace	RB	5-9	160	So.	Thomasville, Ga. / Thomas County Central HS
29	Eli Leiataua	RB	5-11	215	Fr.	Hinesville, Ga. / Bradwell Institute
29	Joe Williams	DB	6-0	170	Fr.	Thomasville, Ga. / Thomasville HS
30	Qua Ashley	RB	5-10	185	Fr.	Dublin, Ga. / Dublin HS
30	Milon Jones	DB	5-11	175	Fr.	Marietta, Ga. / Marietta HS
31	Chance Gamble	DB	6-2	170	So.	Fitzgerald, Ga. / Fitzgerald HS
32	Marquis Ledet	RB	6-0	205	Jr.	Marietta, Ga. / Osborne HS
33	Myles Beris	DB	5-9	170	So.	Jonesboro, Ga. / Jonesboro HS
33	Rob Brown	RB	6-0	205	Jr.	Trion, Ga. / Trion HS
34	Jameel Avery	RB	5-10	165	Fr.	Atlanta, Ga. / Chamblee HS
35	Michael Benefield	RB	5-7	190	So.	Atlanta, Ga. / Butler
36	Remi Adams	RB	5-6	165	Fr.	Kennesaw, Ga. / Mt. Paran Christian School
36	Danarius Johnson	LB	5-11	195	Fr.	Patterson, Ga. / Pierce County HS
37	Yesiah Clemons	LB	5-10	200	Jr.	Griffin, Ga. / Point
37	Nemo McCoy	RB	5-10	200	Fr.	Ocilla, Ga. / Irwin County HS
38	Dylan Hand	DB	6-0	195	So.	Dacula, Ga. / Dacula HS
39	William Jenkins	LB	6-0	215	Jr.	Decatur, Ga. / Cedar Grove HS
41	Garland Benyard	LB	6-1	200	So.	Ocilla, Ga. / Irwin County HS
42	Montrel Jenkins	LB	6-0	215	Fr.	Acworth, Ga. / North Cobb HS
43	Jerrold Woods	LB	6-1	210	So.	Leesburg, Ga. / Lee County HS
44	Damarion Davis	LB	6-0	185	Fr.	Lithonia, Ga. / Lithonia HS
45	Mike Mincey	LB	6-1	230	So.	Waycross, Ga. / Vanderbilt
46	Jordan Lay	RB	5-11	205	Jr.	Hartwell, Ga. / Hart County HS
47	Alexander Diggs	RB	5-9	190	Fr.	Snellville, Ga. / Brookwood HS
47	Antonio Ward	LB	6-0	210	Jr.	Snellville, Ga. / Georgia Knights Prep Academy
48	Donelius Johnson	LB	6-0	215	Fr.	Patterson, Ga. / Pierce County HS
49	Juan Silas	LB	6-1	200	Fr.	Athens, Ga. / Cedar Shoals HS
50	Terrell Paxton	OL	6-0	310	Sr.	Stone Mountain, Ga. / Tucker HS
51	Kelcy Allen	DL	6-2	280	Sr.	Smith Station, Ala. / Glenwood School
52	Jordan Love	OL	6-2	275	So.	Rockledge, Fla. / Rockledge HS
53	Charlie Cooper	P	5-11	185	Fr.	Tucker, Ga. / Tucker HS
54	Seth Adams	OL	6-3	250	So.	Dawsonville, Ga. / Univ. of the Columbians
55	Seaburn Hines	OL	6-2	305	So.	Helena, Ala. / Helena HS
56	Demetric Barnes	DL	6-4	235	Jr.	Stone Mountain, Ga. / Arabia Mountain HS
57	Tyler Scott	DL	6-1	310	Jr.	Jackson, Ga. / Jackson HS
58	Jahon Myers	DL	6-3	255	Jr.	Luella, Ga. / Luella HS
59	Cameron Donald	DL	6-1	250	Jr.	Pelzer, S.C. / Woodmont HS
60	Caleb Newell	OL	6-2	325	Fr.	Pelham, Ala. / Pelham HS

## A-Z ROSTER

No.	Name	Pos.
36	ADAMS, REMI	RB
54	ADAMS, SETH	OL
91	AGBENOU, JOSHUA	DL
92	ALLEN, CARLOS	DL
51	ALLEN, KELCY	DL
30	ASHLEY, QUA	RB
34	AVERY, JAMEEL	RB
23	BAH, SULAIMAN	DB
56	BARNES, DEMETRIC	DL
14	BARNUM, JALEN	LB
93	BARRON, JAYDEN	DL
96	BELL, TRAVIS	DL
35	BENEFIELD, MICHAEL	RB
26	BENYARD, GABRIEL	RB
41	GARLAND, BENYARD	LB
33	BERIS, MYLES	DB
83	BOHANNON, BLAKE	WR
15	BOHANNON, BRADEN	QB
33	BROWN, ROB	RB
9	BRYSON, DAVIS	QB
11	BURKS, JE'CORY	DB
64	BUTTS, TREY	OL
20	BYRD, ERWIN	DB
37	CLEMONS, YESIAH	RB
24	COMPTON, JEREMIAH	DB
53	COOPER, CHARLIE	P
1	COUSIN, IAAAN	RB
77	CUMMINS, CONNOR	K
2	DANIELS, PRESTON	RB
85	DARNELL, ROWAN	WR
44	DAVIS, DAMARION	LB
70	DAWSON, JAMES	OL
19	DIAZ, ADAM	QB
47	DIGGS, ALEXANDER	RB
59	DONALD, CAMERON	OL
73	FANGMAN, MICHAEL	OL
3	FARROW, NYKEEM	RB
80	FINER, CONNOR	TE
12	FOSTER, ISAAC	RB
31	GAMBLE, CHANCE	DB
67	GILLIAM, MATTHEW	OL
7	GONZALEZ, OSCAR	WR
76	HABECK, BRIAN	OL
38	HAND, DYLAN	DB
79	HANNON, DYLAN	DL
13	HARDY, DEANGELO	QB
16	HARRIS, RYAN	DB
5	HILL, XAVIER	WR
55	HINES, SEABURN	OL
90	HUIET, JOSH	P
68	JACKSON TRENTON	OL
42	JENKINS, MONTREL	LB
39	JENKINS, WILLIAM	LB
36	JOHNSON, DANARIUS	LB
48	JOHNSON, DONELIUS	LB
30	JONES, MILON	DB
65	KATINA, ZION	OL
86	KENT, CARSON	TE
22	KIRBY, ELIJAH	DB
46	LAY, JORDAN	RB
32	LEDET, MARQUIS	RB
29	LEIATAUA, ELI	RB
27	LODEN, CADE	DB
52	LOVE, JORDAN	OL
62	LOVE, TRISTAN	OL



## NUMERICAL ROSTER

No.	Name	Pos.	Ht.	Wt.	Cl.	Hometown /Previous School
61	Darron Willis	OL	6-2	255	Jr.	Alpharetta, Ga. / St. Francis HS
62	Tristan Love	OL	6-2	300	Sr.	Rockledge, Fla. / Southeast Missouri
63	Braden Whittenburg	LS	6-1	195	So.	Folkston, Ga. / Charlton County HS
64	Trey Butts	OL	6-2	270	Fr.	Macon, Ga. / Mount De Sales Academy
65	Zion Katina	OL	6-2	285	Sr.	Franklin, Tenn. / Independence HS
66	Matt Olson	OL	6-3	285	Gr.	Cumming, Ga. / Forsyth Central HS
67	Matthew Gilliam	OL	6-2	250	So.	Fayetteville, Ga. / Fayette County HS
68	Trenton Jackson	OL	6-0	290	Jr.	Hattiesburg, Miss. / Oak Grove HS
69	Jacob Strom	OL	6-3	280	Fr.	Hazlehurst, Ga. / Jeff Davis HS
70	James Dawson	OL	6-1	295	Jr.	Opelika, Ala. / Opelika HS
71	Nathan Wright	OL	6-3	255	Fr.	Gardendale, Ala. / Gardendale HS
72	Hunter Pendergrass	OL	6-3	275	Fr.	Lafayette, Ga. / Lafayette HS
73	Mike Fangman	OL	6-1	270	So.	Naples, Fla. / Missouri State
75	Hall O'Neal	OL	6-2	255	Jr.	Atlanta, Ga. / Holy Innocents' Episcopal School
76	Brian Habeck	OL	6-3	235	Fr.	Jefferson, Ga. / Jefferson HS
77	Connor Cummins	K	6-1	175	So.	Marietta, Ga. / George Walton Comp. HS
78	Ronnie Thomas	LS	5-10	180	Fr.	Warner Robbins, Ga. / Houston County HS
79	Dylan Hannon	DL	6-2	290	Fr.	Alpharetta, Ga. / Alpharetta HS
80	Connor Finer	TE	6-2	215	So.	New Port Richey, Fla. / River Ridge HS
81	Zane McCracken	LS	6-2	200	Jr.	Calhoun, Ga. / Calhoun HS
82	Clayton Nelson	WR	6-0	190	Sr.	Buford, Ga. / Buford HS
83	Blake Bohannon	WR	6-1	200	So.	Woodstock, Ga. / Etowah HS
85	Rowan Darnell	WR	6-4	210	Fr.	Johns Creek, Ga. / Johns Creek HS
86	Carson Kent	TE	6-4	230	Fr.	Milton, Ga. / Cambridge HS
87	Carter Pinholster	WR	6-1	190	Jr.	Fort Payne, Ala. / Fort Payne HS
88	Nathan Robertson	K	5-10	160	Gr.	Columbus, Ga. / Northside HS
89	Acha Mbanwei	K	5-11	230	So.	Conyers, Ga. / Presbyterian
90	Josh Huiet	P	6-2	205	So.	Johns Creek, Ga. / Johns Creek HS
90	Ugonna Nwoha	DL	6-3	265	Fr.	Austell, Ga. / South Cobb HS
91	Joshua Agbenou	DL	6-3	255	Fr.	Gardendale, Ala. / Furman
92	Carlos Allen	DL	6-0	290	Jr.	Atlanta, Ga. / Frederick Douglass HS
93	Jayden Barron	DL	6-2	280	Sr.	Thomaston, Ga. / Upson-Lee HS
94	Kerick Reese	DL	6-2	210	Jr.	Stockbridge, Ga. / Stockbridge HS
95	Joel Parker	DL	6-0	250	Sr.	Birmingham, Ala. / Pinson Valley HS
96	Travis Bell	DL	6-1	305	Gr.	Montgomery, Ala. / Jefferson Davis HS
97	Adam Watkins	DL	6-0	285	So.	Dacula, Ga. / Dacula HS
98	RJ Taylor	DL	6-3	195	Fr.	Gulf Shores, Ala. / Gulf Shores HS
99	Charles Remy	LB	6-1	215	So.	Kennesaw, Ga. / Harrison HS

## COACHING STAFF

### THE COACHES

Brian Bohannon, Head Coach  
 Grant Chesnut, Offensive Coordinator/Offensive Line Coach  
 Danny Verpaele, Defensive Coordinator/Safeties Coach  
 Ossie Buchannon, Wide Receivers Coach/Special Teams Coordinator  
 Stewart Cook, Tight Ends and Tackles Coach  
 Liam Klein, Recruiting Coordinator/Defensive Line Coach  
 Darius Safford, Defensive Backs Coach  
 Tim Glanton, Running Backs Coach  
 Chandler Burks, Quarterbacks/B-backs Coach  
 Greg Harris, Linebackers Coach  
 Kynjee Cotton, Defensive Ends Coach  
 Jake Lassiter, Offensive Graduate Assistant  
 Hampton Hamner, Defensive Graduate Assistant

### THE SUPPORT STAFF

Matt Griffin, Chief of Staff  
 Jim Kirtsy, Director of Strength and Conditioning  
 Dakota Rushing, Assistant Sports Performance Coach  
 Johnny Rupp, Graduate Sports Performance Coach  
 Keith Mize, Head Football Athletic Trainer  
 Courtney Wisler, Assistant Athletic Trainer  
 Lydia West, Director of Football Operations  
 Trudy Cobb, Coordinator - Football Administration  
 Reese Mathewson, Video Coordinator



## A-Z ROSTER

No.	Name	Pos.
17	MARSHALL, CHAVIS	WR
89	MBANWEI, ACHA	K
37	MCCOY, NEMO	LB
81	MCCRACKEN, ZANE	LS
23	MCGOWAN, KEMARI	RB
45	MINCEY, MIKE	LB
21	MONTGOMERY, MARKEITH	DB
25	MORRIS, DEONTRE	DB
4	MURPHY, JONATHAN	QB
58	MYERS, JAHON	DL
82	NELSON, CLAYTON	WR
60	NEWELL, CALEB	OL
90	MWOHA, UGONNA	DL
66	OLSON, MATT	OL
75	O'NEAL, HALL	OL
95	PARKER, JOEL	DL
50	PAXTON, TERRELL	OL
72	PENDERGRASS, HUNTER	OL
87	PINHOLSTER, CARTER	WR
6	REED, SHAMARI	DB
94	REESE, KERICK	DL
99	REMY, CHARLES	LB
88	ROBERTSON, NATHAN	K
18	SAWYER, NICK	QB
57	SCOTT, TYLER	DL
8	SHEPHERD, XAVIER	QB
49	SILAS, JUAN	LB
0	SLEDGE, GENE	RB
69	STROM, JACOB	OL
98	TAYLOR, RJ	DL
78	THOMAS, RONNIE	LS
28	WALLACE, TYKEEM	RB
47	WARD, ANTONIO	LB
97	WATKINS, ADAM	DL
63	WHITTENBURG, BRADEN	LS
15	WILLIAMS, JAYVEN	DB
29	WILLIAMS, JOE	DB
61	WILLIS, DARRON	OL
43	WOODS, JERROD	LB
71	WRIGHT, NATHAN	OL

## PRONUNCIATION GUIDE

Qua Ashley	Quay
Sulaiman Bah	Sool-uh-man B-ah
Demetric Barnes	De-MEAT-trick
Gabriel Beynard	Ben-YARD
Garland Beynard	Ben-YARD
Iaan Cousin	Eye-an
Connor Finer	Fine-r
Brian Habeck	Hah-beck
Joshua Huiet	Hewitt
Milon Jones	Mile-on
Zion Katina	Zigh-on Ka-teen-a
Carson Koporc	Kuh-poor-ick
Marquis Ledet	Luh-Det
Cade Loden	Cade Low-den
Acha Mbanwei	Ah-cha Ban-wey
Chavis Marshall	CHAY-vis
Jahon Myers	Juh-hon
Xavier Shepherd	Xzavier (Pronounce X)
Danny Verpaele	Vur-PALE
Jayven Williams	JAY-vin
Eli Leiatua	LAY-uh-tow-uh
Kynjee Cotton	Kin-JAY
Joshua Agbenou	Ag-Ben-OO
Ugonna Nwoha	You-Gonna Woah-Ha