



CINCINNATI

2021 FOOTBALL GAME NOTES



UC ATHLETICS COMMUNICATIONS 2751 O'VARSITY WAY SUITE 860 CINCINNATI, OHIO 45221-0021 • GOBEARCATS.COM

GAME
3

CINCINNATI

8/8 CINCINNATI

2-0 • 0-0 AAC

AT

INDIANA

1-1 • 0-1 BIG TEN

INDIANA

SATURDAY, SEPT. 18, 2021 • 12 PM ET • MEMORIAL STADIUM • BLOOMINGTON, IND.

2021 SCHEDULE / RESULTS

DATE	OPPONENT [TV]	TIME [ET]/RES
Sept. 4	MIAMI [OH] (ESPN+)	W, 49-14
Sept. 11	MURRAY STATE (ESPN+)	W, 42-7
Sept. 18	@ Indiana (ESPN)	Noon
Oct. 2	@ Notre Dame (NBC)	3:30 p.m.
Oct. 8	TEMPLE * (ESPN)	7 p.m.
Oct. 16	UCF *	
Oct. 23	@ Navy * (ABC/ESPN/ESPN2)	Noon
Oct. 30	@ Tulane *	
Nov. 6	TULSA *	
Nov. 12	@ South Florida * (ESPN2)	6 p.m.
Nov. 20	SMU *	
Nov. 27	@ East Carolina *	

All times ET. Home games in **BOLD CAPS**, played at Nippert Stadium. * - American Athletic Conference game.

ON THE AIR

TV: ESPN

- Play-by-Play Dave Pasch
- Analyst..... Dusty Dvoracek
- Sideline..... Tom Luginbill
- **Online:** WatchESPN.com **Mobile App:** ESPN

RADIO: BEARCATS SPORTS NETWORK

- Play-by-Play Dan Hoard
- Analyst..... Jim Kelly Jr.
- Host/Engineer Mo Egger
- **Local:** 700 WLW AM
- **Satellite:** Sirius 211 / XM 202 / Internet 970
- **App:** The Varsity Network: "Search Cincinnati"

LIVE STATS: Cincinnati.StatBroadcast.com

SOCIAL MEDIA

- Twitter.....@GoBears | @GoBearsFB | @CoachFick
- Hashtag.....#Bears | #TEAM | #CinCityPride
- Instagram.....@GoBears | @GoBearsFB
- Facebook.....GoBears | GoBearsFootball

ATHLETICS COMMUNICATIONS

MEGAN COFFEY/DAVID COHEN Interim FB Contacts
 Phone (C/C):.....773-343-5870 / 817-739-6585
 Email:Megan.Coffey@uc.edu / David.Cohen@uc.edu
 Twitter.....@megacoffey21 / @DavidECohen_
 Web:.....GoBEARCATS.com

2020 AMERICAN ATHLETIC CONFERENCE CHAMPIONS



8/8 CINCINNATI BEARCATS

Head Coach Luke Fickell
Record at Cincinnati 37-14 (Fifth Year)
Overall Record 43-21 (Sixth Year)



INDIANA HOOSIERS

Head Coach Tom Allen
Record at School 25-23 (Fifth Year)
Overall Record Same

GAME INFORMATION

Facility Memorial Stadium
Capacity 52,626
TV ESPN
Radio 700 WLW AM / Sirius 211 / XM 202 / Internet 970
Online SiriusXM Internet Channel 970
Series Record Indiana leads 9-3-2
Neutral Site 0-0
Last Meeting Sept. 23, 2000 (L, 6-42)

NOW IT'S TIME FOR THE BREAKDOWN

The No. 8/8 University of Cincinnati football team overcame a slow start to Murray State Saturday, outscoring the Racers 35-0 over the second half. It had just 90 seconds of possession in the first quarter but had three interceptions (including Ja'Von Hicks' in the endzone on the opening drive) in the first half. UC scored TDs on four of its first five second-half possessions to break away. UC also moved to 25-1 in the Luke Fickell era when tied or ahead after the first period.

INSIDE THE NUMBERS

Cincinnati ranks fourth nationally in defensive pass efficiency and sixth on the offensive end. Six Bearcats account for the team's seven touchdown catches, led by Tyler Scott's two. He and Jadon Thompson also have a team-high five catches among 13 with a reception this season. Noah Davis' fourth-down TD grab (UC's first score of the game) was his first reception since having three for Michigan State in 2017. UC also has three scoring drives this season of one or two plays (the latter an 81-yard TD pass on the second snap of the Miami game). Defensively, the four takeaways came on the heels of having its nation-leading 20-game streak snapped in the opener.

THE COACHES

LUKE FICKELL, a two-time AAC Coach of the Year, is in his fifth season at UC. He has led the Bearcats to back-to-back 11-win seasons, the 2019 AAC East Division title and consecutive bowl wins in the 2018 Military Bowl and 2019 TicketSmarter Birmingham Bowl. A veteran of 20 years in the FBS ranks, Fickell has been a part of two national championship squads, nine conference title-winning teams (seven as a coach, two as a player at Ohio State) with 16 postseason games and 13 NFL Draft selections.

TOM ALLEN is also in his fifth season there and was named the AFCA National Coach of the Year in 2020. His 24 wins were the most in program history over the first four years as head coach. His head coaching debut was in the 2016 Foster Farms Bowl and previously had stops at South Florida (2015), Ole Miss (2012-14), Arkansas State (2011).

STREAKS, STORYLINES, SIDEBARS ...

- UC plays its 134th football season in 2021. The Bearcats program dates to 1885 and is one of the 10 oldest in the NCAA FBS. UC has won a league title six times in the last 14 years and has played 12 bowl games in the past 15 years.
- UC has won five of the last six American Athletic Conference FB Team Academic Excellence Awards and posted a school-record GPA of 3.212 in spring 2021.
- UC entered with 31 wins over the last three seasons, including back-to-back 11-win campaigns in 2018 and 2019.
- UC has won 22-straight at Nippert Stadium, going undefeated at home in three-straight seasons for the first time in history.
- UC ranked in the Top-10 of all three final national polls for the first time since the end of the 2009 regular season and started a season 9-0 for the fourth time in program history, along with 1951, 1954, 2009 and 2020.
- UC had forced a turnover in 20-straight games, the longest active streak in FBS, before it was snapped in the Miami game.
- Picked to repeat as American Athletic Conference Champions, Cincinnati is coming off a 9-1 campaign in 2020, winning the AAC title and playing in the Chick-fil-A Peach Bowl, a New Year's Six game. AP ranked UC as No. 8 in its preseason poll, the schools best-ever mark. USA TODAY had the Bearcats No. 10 in the preseason coaches poll.
- UC has won 11-straight season openers and 18 of 19 since 2005. The Bearcats are 89-36-10 (.694) all-time in lid lifters.
- The Bearcats return 16 starters from last season's squad, including Desmond Ridder, the 2020 AAC Player of the Year and Ahmad Gardner, a seven-time All-America selection. All-AAC selections Darrian Beavers, Marcus Brown, Bryant, Myjai Sanders, Tre Tucker, Whyte and Young also return.
- The 2021 roster has nearly 40 local players who grew up and played high-school football in the tri-state area.
- UC entered the season with a school-record season-ticket number of over 22,000, eclipsing the previous best of 18,836 set entering 2010. UC added nearly 5,000 new season tickets and sold 6,000 student season tickets.

GET CONNECTED:

GoBears
GoBearsFootballGoBears
GoBearsFB / Coach FickGoBears
GoBearsFBgobears.com
bears_fb

The University of Cincinnati Athletics Communications Office is ready to assist you in to make the experience of covering UC Athletics productive and rewarding.

Richard E. Lindner Center • Suite 860**2751 O'Varsity Way • Cincinnati, OH 45221-0021**

SID Phone..... 513-556-5191
Press Box Phone..... 513-556-1010
Website..... GoBEARCATS.com

Megan Coffey (interim primary).....Director, SBE
513-556-9845..... Megan.Coffey@uc.edu
David Cohen (interim primary).....Director, SBE
513-556-0667..... David.Cohen@uc.edu
Kelsey Sharkey..... FB Video Contact
513-556-5986..... Kelsey.Sharkey@uc.edu

ON THE WEB

Information on the University of Cincinnati football team is available at www.GoBEARCATS.com. To receive the UC updates via email, please send a request to Megan Coffey (megan.coffey@uc.edu) or David Cohen (david.cohen@uc.edu).

Information on the American Athletic Conference and all member institutions is also available through the league's web site at www.TheAmerican.org.

PRACTICES

During a typical Saturday game week, media may interview players and coaches immediately following practice on Tuesday. Practice is generally closed to the public. Anyone hoping to observe practice should contact UC Athletics Communications in advance. Failure to do so may result in an individual's removal from the venue. During regular-season practices, unless otherwise noted, still and television photographers will be allowed to shoot stretching and the first 30 minutes (six periods).

PRESS BOX SERVICES

All media members will be provided with access to game notes via GoBEARCATS.com. At the quarter breaks and halftime, quickie stats and drive charts will be distributed via email. Following the game, a complete post-game statistics package will be distributed via email and will contain a scoring summary, final team statistics, final individual statistics, complete play-by-play, drive charts for both halves, halftime statistics, defensive statistics, substitution chart, postgame quotes from both head coaches and players and postgame notes.

LIVE STATS

Live in-game statistics will be available via StatBroadcast.

Following each UC home game, the athletic communications office will be happy to email whatever information media members need to their respective agencies. Please ask any member of the staff for assistance on this matter.

INTERNET

Wireless Internet is available in the press box at Nippert Stadium. Members of the Athletics Communications staff will be available to assist you. There is no access fee.

WEEKLY MEDIA AVAILABILITY

Head Coach Luke Fickell will be available to the media every Tuesday at noon ET during the season with the exception of UC's bye week. Players will be made available at the discretion of the coaching staff

MEDIA CREDENTIALS

Requests for official working media credentials should be directed to the UC Sports Communications Office. All requests should be received no later than noon, four days prior to the game. Visit the football page at GoBEARCATS.com to request credentials online.

Season credentials will be available for pickup prior to the first game. No credentials will be mailed after Tuesday preceding the game. Thereafter, credentials may be picked up on gameday at the media will call located by gate J in the lobby of the Steger Student Life Center.

On gameday, media should park in Clifton Court Garage and enter Nippert Stadium through Gate J. Masks will be required inside the Nippert Stadium West Pavilion and any interior spaces on campus due to current UC policies.

SCOUTING PASSES

Professional scouts may obtain credentials through UC's Athletics Communications Office. Scouts will be issued seating in the press box on a space-available basis.

SIDELINE PASSES

The University of Cincinnati follows NCAA guidelines regarding media representatives on the sidelines. Photographers and videographers are permitted to shoot between the 25-yard lines and the goal lines on both sidelines and behind the restraining line in the end zone.

AAC ON ESPN+

In Spring 2019, the AAC and ESPN agreed to a 12-year media rights extension beginning in 2020-21. In football, in addition to The American's games continuing to appear on ESPN networks (ABC, ESPN, ESPN2 and ESPNU), select conference-controlled home games will be available exclusively on ESPN+.

BEARCATS INSIDER TV SHOW

Bearcats Insider, a weekly show on Bally Sports Ohio covering UC Athletics, returns in 2021. The 30-minute show, which airs weekly through the season, is hosted by Dan Hoard and former Bearcats standout Tony Pike. Visit www.ballysports.com/ohio-greatlakes for a schedule.

LUKE FICKELL RADIO SHOW

The hour-long program with Coach Fickell, Dan Hoard and Jim Kelly Jr. will air weekly from 8-9 p.m. ET on both ESPN 1530 AM and 700 WLW AM this season. Fans can listen online at iheart.com and through 700 WLW and ESPN 1530's iHeartRadio app. For those who can't catch the program live, a podcast of the weekly program will be made available free of charge on 700WLW.com.

MOBILE APP

The Cincinnati Bearcats app for iPhone, iPad and Android devices offers fans a wide variety of information on the Bearcats — home and away. The free app is available in the App Store and Google Play.

2021 QUICK FACTS**GENERAL INFORMATION**

Location..... Cincinnati, OH 45221
Founded..... 1819
Enrollment..... 46,798
Conference..... American Athletic
Nickname..... Bearcats
Colors..... Red (PMS 186) & Black
Home Field..... Nippert Stadium
Surface/Capacity..... Shaw Sports Elevate 68/40,000
President..... Neville G. Pinto, PhD
Director of Athletics..... John Cunningham
Faculty Representative..... Brian Hatch, PhD

HISTORY

First Year of Football..... 1885
All-Time Record..... 639-594-50
All-Time Bowl Record..... 10-10
Last Bowl..... 2021 Peach
Last Bowl Opponent..... Georgia (L, 24-21)

2021 TEAM INFORMATION

Basic Offense..... Multiple
Basic Defense..... Multiple
Letterwinners Returning/Lost..... 52/28
O | D | ST..... 22/14 | 28/11 | 2/3
Starters Returning/Lost..... 17/8
O | D | ST..... 7/4 | 8/3 | 2/1

2020 INFORMATION

Overall Record..... 9-1
Home/Road/Neutral..... 7-0/2-0/0-1
American Record/Finish..... 6-0/AAC Champions
Final Ranking..... 8 (AP/USA Today/CFP)

COACHING STAFF

Head Coach..... Luke Fickell
Alma Mater..... Ohio State '97
Record at UC/Year..... 37-14/5
Career Record/Year..... 43-21/6
Football Office Phone..... (513) 556-4110
Twitter..... @CoachFick
Best time to reach coach..... Contact SID
Defensive Coordinator/LB..... Mike Tressel
Offensive Coordinator/TE..... Mike Denbrock
Passing Game Coordinator/QB..... Gino Guidugli
Special Teams Coordinator..... Brian Mason
Assistant Coaches..... Mike Brown (WR), Ron Crook (OL)
..... Perry Eliano (CB), Colin Hitschler (S)
..... Darren Paige (RB), Greg Scruggs (DL)
Defensive GA..... Cam Cleminson
Offensive GAs..... Nate Letton, Jake Sopko
Quality Control... Armon Binns (Off.), Mike Brewster (Off.)
..... Nick Sharp (Def.)

collegepressbox
SINCE 2005 EVERYTHING BUT THE PREGAME MEAL

collegepressbox is the official media website for Division I football. Access and download game notes, quotes, statistics, media guides, headshots, logos and more for all FBS schools, conferences, postseason games, awards and the College Football Playoff. For access, please register for an account at collegepressbox.com/register.

OPPONENT INFORMATION

HEAD COACH: Tom Allen
RECORD AT INDIANA: 25-23 (Fifth Year)
CONFERENCE: Big Ten
2020 RECORD: 6-2, 6-1 Big Ten
2020 POSTSEASON: L, 20-26 to Ole Miss in Outback Bowl

SERIES INFORMATION

Series Record	3-9-2
At Cincinnati	1-3-1
At Indiana	2-6-1
At Neutral Sites	N/A
Most UC points	21, Nov. 9, 1957
Most Indiana points	48, Sept. 26, 1998
Combined points	62, Sept. 26, 1998
Biggest UC win	21-0, Nov. 9, 1957
Biggest Indiana win	47-6, 1905
Current streak	Lost 5 in a row

GAME-BY-GAME

Year	Site	Score	Winner
1896	Bloomington	0-16	Indiana
1898	Cincinnati	11-11	
1898	Bloomington	0-0	
1899	Bloomington	0-35	Indiana
1905	Bloomington	6-47	Indiana
1935	Cincinnati	7-0	Cincinnati
1937	Bloomington	0-27	Indiana
1946	Bloomington	15-6	Cincinnati
1957	Bloomington	21-0	Cincinnati
1962	Cincinnati	6-26	Indiana
1963	Bloomington	6-20	Indiana
1984	Bloomington	3-28	Indiana
1998	Cincinnati	14-48	Indiana
2000	Bloomington	6-42	Indiana

LAST TIME THEY MET

	1	2	3	4	F
Cincinnati	3	3	0	0	- 6
Indiana	21	7	7	7	- 42

Indiana rushed for 295 yards and five touchdowns in a 42-6 win over Cincinnati. Antwaan Randle El accounted for 261 yards and three touchdown drives and Levron Williams added 119 yards for the Hoosiers. Indiana opened the game with consecutive 80-yard touchdown drives. UC closed to 28-6 at halftime on a 33-yard field goal by Jonathan Ruffin with 4:29 left.

SCORING PLAYS

1st	12:48	IU	Williams 7 yd run (Payne kick)
	8:16	IU	Randle El 1 yd run (Payne kick)
	3:09	UC	Ruffin 25 yd field goal
	2:12	IU	Dorsey 50 yd pass from Randle El (Payne kick)
2nd	7:59	IU	Randle El 14 yd run (Payne kick)
	4:22	UC	Ruffin 33 yd field goal
3rd	6:06	IU	Williams 1 yd run (Payne kick)
4th	12:23	IU	Hogan 1 yd run (Payne kick)

RUSHING: Cincinnati-Jackson 21-104; Wize 1-9; Hoover 3-9; Kenner 3-3; Spencer 5-0; Vann 1-(-11). Indiana-Williams 11-119; Myles 11-61; Randle El 9-47; Lewis 7-40; Jones 1-13; Hogan 4-9; Johnson 3-6.

PASSING: Cincinnati-Kenner 24-11-0, 142, 0; Hoover 21-11-0, 97, 0. Indiana-Randle El 16-9-1, 214, 1; Jones 5-1-0, 7, 0.

RECEIVING: Cincinnati-Hunt 7-48; Chatman 6-66; Collins-Baker 4-48; Vann 3-39; Smikle 1-24; Keith 1-14. Indiana-Dorsey 3-125; Lewis 1-29; Gaddis 1-22; Brandt 1-14; Johnson 1-11; Graham 1-7; Myles 1-7; Frazier 1-6.

START ME UP

SEPTEMBER SLINGIN'

- Cincinnati is seeking its third 3-0 start in Fickell's five years at the helm.
- In addition to its perfect 2020 regular season, it also started 6-0 in 2018 and reeled off nine wins in a row after a Week 2 loss in 2019.
- Not only that, UC's 20-3 record (.870) win percentage in league play over the past three years is the highest mark in the AAC.

SCHOOL TIES

- Indiana tight end Matt Bjorson's father, Kris, was a tight end at Cincinnati from 1989-92.
- Hoosier run game coordinator/offensive line coach Darren Hiller was the Bearcats' offensive line coach from 2013-15, including when UC broke 18 offensive school records in 2015.

RECENT BIG TEN GAMES

- Cincinnati's last win over a Big Ten foe was Sept. 10, 2016, a 38-20 win at Purdue. More recently, it fell at Michigan in 2017 and Ohio State in 2019.

COACH FICKELL

- The University of Cincinnati football team opened a new era in December 2016 with the hiring of Ohio native Luke Fickell, the Bearcats' 42nd football head coach.
- The 21-year veteran of the FBS coaching ranks took the reins of the UC program after spending 16 years at his alma mater, Ohio State. His impressive resume includes being on the staff of two national championship winning teams, seeing 18 players selected in the NFL Draft, coordinating outstanding defenses over 12 seasons as a co-coordinator or defensive coordinator, winning AAC Coach of the Year honors in 2018 and 2020 and leading the Bearcats to an AAC Championship in 2020.
- Fickell, starting his fifth season at UC in 2021, led UC to

MATCHING THEM UP

8 CINCINNATI (2-0, 0-0 American)

TEAM STATISTICS	CIN	OPP
Points/Game	45.5	10.5
First Downs	44	32
Rushing/Game	188.5	131.0
Passing/Game	278.0	129.0
Total Offense/Game	466.5	260.0
Fumbles-Lost	1-1	3-1
Pen./Yds per Game	11/42.5	24/80.0
Time of Possession	25:26	34:33

INDIVIDUAL LEADERS

RUSHING	Att	Net	Avg	TD	YPG
Ford	30	234	7.8	4	117.0
Prater	7	52	7.4	1	26.0

PASSING	C-A-I	Pct.	Yds	TD	YPG
Ridder	34-47-1	72.3	538	6	269.0

RECEIVING	Rec	Yds	Avg	TD	YPG
Scott	5	155	31.0	2	77.5
Thompson	5	91	18.2	0	45.5

DEFENSE	U-A-TT	TFL	Sck.	Int.	PBU
Pace	6-9-15	1.0	0	0	0
Dublanko	6-8-14	2.0	0.5	0	0

INDIANA (1-1, 0-1 BIG TEN)

TEAM STATISTICS	IND	OPP
Points/Game	31.0	24.0
First Downs	31	31
Rushing/Game	128.0	111.5
Passing/Game	157.5	170.5
Total Offense/Game	285.5	282.0
Fumbles-Lost	0-0	3-3
Pen./Yds per Game	12/58.5	10/42.5
Time of Possession	32:33	27:11

INDIVIDUAL LEADERS

RUSHING	Att	Net	Avg	TD	YPG
Carr	41	175	4.3	1	87.5
Baldwin Jr.	14	37	2.6	0	18.5

PASSING	C-A-I	Pct.	Yds	TD	YPG
Penix Jr.	25-47-1	53.2	224	2	112.0

RECEIVING	Rec	Yds	Avg	TD	YPG
Fryfogle	10	113	11.3	1	56.5
Matthews Jr.	6	30	5.0	0	15.0

DEFENSE	U-A-TT	TFL	Sck.	Int.	PBU
Mullen	10-2-12	0	0	0	0
Anderson	7-4-11	3.0	1.0	0	0

NCAA TEAM RANKINGS

CATEGORY	CIN	IND
Total Offense	36	116
Rushing Offense	49	94
Passing Offense	34	110
Team Passing Efficiency	6	109
Scoring Offense	16	63
Total Defense	18	29
Rushing Defense	61	45
Passing Yards Allowed	10	35
Team Passing Effic. Def.	4	28
Scoring Defense	11	77
Turnover Margin	43	65
3rd Down Conversion Pct	55	73
4th Down Conversion Pct	1	1
3rd Down Conversion Pct Def.	46	18
4th Down Conversion Pct Def.	41	87
Red Zone Offense	51	1
Red Zone Defense	7	89
Net Punting	63	93
Punt Returns	99	20
Kickoff Returns	51	9
First Downs Offense	51	116
First Downs Defense	36	29
Fewest Penalties Per Game	44	57
Time of Possession	119	31

31 wins over the 2018-20 seasons, including back-to-back 11-win campaigns in 2018 and 2019, the 2020 AAC title, an AAC East Division Championship in 2019 and three-straight bowl games, including the 2021 Chick-fil-A Peach Bowl, the program's first New Year's Six game since 2009.

SAUCE

- CB Ahmad 'Sauce' Gardner earned recognition on five All-America teams following the 2020 campaign, including first-team honors from the Football Writers Association of America and USA Today along with second-team accolades from the American Football Coaches Association, Associated Press and the Athletic.
- The First-Team All-AAC selection tied for second in the AAC's with nine passes defended and tied for fourth with three interceptions in the regular season. In nine starts, he added 28 tackles and shared a sack. According to ProFootballFocus.com, Gardner allowed the third-lowest passer rating in the FBS in coverage in 2020, making more plays on the ball than first downs allowed.

SUPER SENIORS

- Six players, LB Darrian Beavers, DT Curtis Brooks, DT Marcus Brown, CB Coby Bryant, and LB Joel Dublanko elected to use their additional year of eligibility from COVID-19 to return to school for another season.
- QB Desmond Ridder & DE Myjai Sanders are NFL prospects who chose to return to UC.

BUILT FORD TOUGH

- Senior running back Jerome Ford has continued his ascent in the UC backfield. Over his first three collegiate seasons (two at Alabama), he increased his carries (7-24-73), yards (37-114-483) and TDs (0-3-8).
- This year, he has 30 carries for 234 yards and 4 TDs, averaging 7.8 ypc. Ford also had a 79-yard TD run against Georgia in the 2021 Peach Bowl.

NEWCOMERS TO WATCH

- Incoming transfers DL Jowon Briggs (Virginia), LB Devin Hightower (Michigan State) and OL James Tunstall (Stony Brook) joined the squad in the offseason.

QB 1

- QB Desmond Ridder, the 2020 American Athletic Conference Offensive Player of the Year, 2021 AAC Championship Game Most Outstanding Player and 2018 AAC Rookie of the Year, helped lead the Bearcats to an AAC Championship and the team's first New Year's Six appearance since 2009.
- A finalist for the Manning Award, Ridder has 23 career rushing TDs, most ever for a UC QB and tied for No. 8 in the Bearcats annals.
- He is the active career leader in winning percentage among NCAA Football Bowl Subdivision signal callers, winning over 88% of his career starts.
- Ridder is the No. 2 passer in school history, throwing for 7,443 yards and 63 touchdowns. He was a 2020 finalist for the Manning Award and semifinalist for the Maxwell and O'Brien Awards.
- He became a father during the spring to a baby girl with his partner, Claire.

FREAKS LIST

- UC tied for the national lead with three honorees on

Bruce Feldman's annual Freaks list.

- Myjai Sanders a 6-5, 259-pound DE, ran a 4.56 40 this offseason and 4.10 in the shuttle. He also has a 10-2 broad jump and 35-inch vertical.
- Alec Pierce, the big play, 6-3, 213-pound WR, broke the program skill-position record with a 675-pound deadlift. He also boasts an 11-foot broad jump, 40-inch vertical and 4.45 40.
- Desmond Ridder has clocked a 4.55 40 to go with a 10-8 broad jump, 4.00 shuttle and 36-inch vertical.

HOMEGROWN

- Since Head Coach Luke Fickell's arrival in Cincinnati in late 2016, the recruiting focus has shifted to the State of Cincinnati, a 50-mile radius around campus along with a 300-mile radius which covers Ohio and more.
- During Fickell's first spring in 2017, 11 scholarship players hailed from Ohio and entering 20, the number has jumped to 45 Ohio scholarship players.
- The 2021 roster projects to have nearly 40 local players who grew up and played high-school football in the tri-state area.

WE ARE THE CHAMPIONS

- For the first time, UC enters a season under Fickell with a target on their back as the projected league favorite with a Top-10 preseason ranking.
- UC won the 2020 AAC Championship, its 15th league championship, first title since 2014 and first outright crown since 2009.
- UC was playing in its second-straight AAC title game.
- The AAC Championship game, played on Saturday, Dec. 19 at Nippert Stadium marked the latest date a game was played in Nippert since a matchup vs. Xavier on Dec. 7, 1918.
- It was UC's first December home game since defeating Houston for a share of the AAC titled on Dec. 6, 2014.

CONFERENCE CHAMPIONSHIPS (15)

YEAR	LEAGUE	HC	REC
1933	Buckeye *	King	7-2-0
1934	Buckeye	King	6-2-1
1947	Mid-American	Nolting	7-3-0
1949	Mid-American	Gillman	7-4-0
1951	Mid-American	Gillman	10-1-0
1952	Mid-American	Gillman	8-1-1
1963	Missouri Valley *	Studley	6-4-0
1964	Missouri Valley	Studley	8-2-0
2002	Conference USA *	Minter	7-7-0
2008	BIG EAST	Kelly	11-3-0
2009	BIG EAST	Kelly	12-1-0
2011	BIG EAST *	Jones	10-3-0
2012	BIG EAST *	Jones	10-3-0
2014	American *	Tuberville	9-4-0
2020	American	Fickell	9-0-0

* - Shared title

UP FOR BREAKFAST

- UC will play four-straight day games to open the season, after playing six of 10 in sunlight a year ago.
- UC played 24-consecutive afternoon games between 1999 and 2001.

TAKE ME TO HIGHER GROUND

- For the past 22 years, the UC football has called the Higher Ground Conference and Retreat Center in West Harrison, Ind., its preseason training home.

BEARCATS IN THE PROS

Thirteen former UC players are on current NFL rosters while five former student-athletes are on NFL staffs.

NATIONAL FOOTBALL LEAGUE

PLAYER	TEAM	POS.
Mike Boone	Denver	RB
Cortez Broughton	LA Chargers	DT
Marquise Copeland	LA Rams	DT
Korey Cunningham	New England	OL
Josiah Deguara	Green Bay	TE
Gerrid Doaks	Miami	RB
Darrick Forrest	Washington	S
Kevin Huber	Cincinnati	P
James Hudson	Cleveland	OL
Jason Kelce	Philadelphia	C
Travis Kelce	Kansas City	TE
Chris Moore	Houston	WR
Justin Murray	Arizona	OL
Elijah Ponder	Tampa Bay	LB
Linden Stephens	Washington	CB
Michael Warren II	Detroit	RB
James Wiggins	Arizona	S
Eric Wilson	Philadelphia	LB
Derek Wolfe	Baltimore	DE

COACHES

COACH	TEAM
Danny Barrett	Houston
Bill Davis	Arizona
Chris Hewitt	Baltimore
Urban Meyer	Jacksonville
Doug Rosfeld	Cincinnati
George Warhop	Jacksonville

CANADIAN FOOTBALL LEAGUE

PLAYER	TEAM	POS.
Zach Collaros	Winnipeg	QB
Jarell White	Calgary	LB

CATHEDRAL

- Nippert Stadium, has been the Bearcats playing site since 1901 and the stadium underwent construction in 1915, making it one of the oldest active stadiums in the NCAA FBS. Penn's Franklin Field (1895) takes the honor as the oldest playing site and stadium in Division I.

OLDEST FBS STADIUMS

YEAR	STADIUM	TEAM
1913	Bobby Dodd	Georgia Tech
1914	Davis Wade	Mississippi State
1915	Nippert	Cincinnati
	Vaught-Hemmingway	Ole Miss
1917	Camp Randall	Wisconsin

OLDEST FBS PLAYING SITES

YEAR	SITE	TEAM
1901	Nippert Stadium	Cincinnati
1904	Kyle Field	Texas A&M
1905	Bobby Dodd Stadium	Georgia Tech
1914	Davis Wade Stadium	Mississippi State
1915	Vaught-Hemmingway	Ole Miss

WE ARE FAMILY

This year's roster includes 10 Bearcats who followed in family footsteps to play for UC.

BROTHER PLAYED AT CINCINNATI

- Jackson Bruscianelli - Franklin (LB, 2013-16)
- Jacob Dingle - Jack (LB, 2021-)
- Jack Dingle - Jacob (DB, 2019-)
- Cameron Junior - EJ IV (RB, 2013-14)
- Evan Prater - Garyn (WR, 2019-20)
- Jaheim Thomas - Jaiir (WR, 2019-)
- Jaiir Thomas - Jaheim (LB, 2020-)

FATHER PLAYED AT CINCINNATI

- Jackson Bruscianelli - Jack (LB, 1988-89)
- Wilson Huber - Daryl (TE, 1985-88)
- Jacob & Jack Dingle - Nate (LB, 1990-93)
- Nate Meyer - Urban (DB, 1984)
- Colin Woodside - Ray (DL, 1990-93)

THE AUTUMN WIND

Cincinnati boasts six players on the roster who had immediate family members play in the NFL.

- Coby Bryant - Brother Christian (2015-17)
- Jacob & Jack Dingle - Father Nate (1995-97)
- Drew Donley - Father Doug (1981-86)
- Jacob Hoying - Father Bobby (1996-2001)
- Cameron Junior - Father EJ III (1981-93)

CAN I GRADUATE?

Eighteen UC players have already earned their college degree, the fifth-straight year double-digit graduates will take the field as seniors. UC's graduates include: Darrian Beavers, Curtis Brooks, Marcus Brown, Coby Bryant, Bryan Cook, Noah Davis, Joel Dublanko, Wilson Huber, Jordan Jones, Michael Kopaygorodsky, Cody Lamb, Miles Manigault, Vincent McConnell, Desmond Ridder, Cole Smith, Jabari Taylor, Malik Vann and Michael Young Jr..

DOUBLE DUTY

UC radio voice Dan Hoard also serves as the PXP man for the Cincinnati Bengals, making him part of a select group. Hoard joins Bill Hillgrove (Pittsburgh Panthers & Steelers) and Gene Deckerhoff (Florida State/Tampa Bay Buccaneers) as the only broadcasters in the country to handle radio PXP duties for an NCAA FBS and NFL team. ESPN CFB commentators Wes Durham (Atlanta), Dave Pasch (Arizona) and Bob Wischusen (NY Jets) are NFL radio voices.

ALL OF THE LIGHTS

- UC has been playing night games at Nippert Stadium since 1928 with a .763 win percentage in night games at Nippert Stadium over the last 12 seasons.
- UC is 11-1 in its last 12 night games and has won three-straight Friday-night games at Nippert.

LET IT FLY

- UC's 2021 preseason was featured in a six-part miniseries titled LET IT FLY, which aired weekly on YouTube leading into the season. The internally-produced series took Bearcats fans from offseason workouts, behind the scenes of Camp Higher Ground and into game week. Produced by Kelsey Sharkey, Eichel Davis and the internal creative unit, the series granted fans an all-access look at preparations for 2021.

- The 280-acre facility is located about 30 miles from campus and has served as the Bearcats training camp location since the lead up to the 1999 season.
- Higher Ground has two 100-yard turf practice fields, including a new surface installed in 2017, ample living and meeting spaces and no distractions from football.

BACK IN BLACK

- UC has won 19 straight games in black jerseys, dating back to a 22-21 win over UConn on Nov. 25, 2017.
- UC has also won three consecutive Friday-night games.

DEMON IN PROFILE

- TE Josh Whyte was UC's leading receiver last year with 25 receptions for 318 yards and five TDs.
- He made his first career start against Memphis and had four receptions for 36 yards on five targets.
- Pro Football Focus named him a Third-Team All-America selection and he also snaged PFF All-AAC honors along with Second-Team All-AAC accolades from the coaches.
- His 23-yard TD reception in the 2021 opener was both his seventh score and 20-plus-yard reception.

UNDER PRESSURE

- K Cole Smith connected on a 34-yard field goal in the final seconds vs. Tulsa to clinch the AAC Championship.
- UC last won a game on a final second field goal was on Nov. 16, 2019 when Sam Crosa kicked a 37-yard field goal to give Cincinnati a 20-17 lead over USF.
- Smith sent the 2018 SMU game into overtime with a 41-yard kick at the gun which he made three times after the Mustangs used timeouts to freeze the kicker twice.
- For his career, Smith is 14-for-26 on field goals and made his only 40-plus-yard try last year. He nailed a career-long 50-yarder against Tulsa in 2019.

FAIRLY LOCAL

- Head Coach Luke Fickell picked up win No. 37 at Cincinnati with the victory vs. Murray State. He is third on UC's all-time coaching chart and just outside of the top five in games coached (51) and winning percentage (.725).

SPEED OF SOUND

- KR Tre Tucker had a 97-yard KOR TD in the third quarter vs. USF, a career-long return for Tucker, his first career KOR score, the seventh-longest play in school history and UC's first kick return TD since Ralph David Abernathy IV vs. Vanderbilt in the 2011 Liberty Bowl.

THERE'S NO PLACE LIKE HOME

- UC entered the year as one of four FBS teams to go undefeated at home the last two seasons (Ohio State, Clemson, Notre Dame). Ohio State's loss to Oregon on Sept. 11 moved UC to No. 3 nationally for longest-active home win streaks (22).

A SALUTE TO THE LETTER ZERO

- RB Charles McClelland became the first player in school history to wear the No. 0 in a game.
- McClelland switched numbers after tearing his left ACL in preseason camp leading up to the 2019 season.
- He tore his right ACL at SMU and missed the rest of 2020.
- LB Darrian Beavers joins him in 0 this season.

DON'T CALL IT A COMEBACK

- UC trailed 14-3 early in the second quarter at UCF before scoring 16 points to lead 19-6 at the half and were down 25-22 at the end of the third quarter before winning 36-33.
- UC had 2019 comeback wins over USF (10), ECU (12), then No. 18 UCF (6) and Miami (OH) (10).
- UC put together six come-from-behind wins in 2018, earning victories after facing deficits at UCLA (10), vs. Ohio (21), vs. Tulane (4), at SMU (2), USF (6) and vs. Virginia Tech in the Military Bowl (3).

COMEBACK WINS UNDER FICKELL

DATE	OPPONENT	DEFICIT	FINAL
09/11/21	MURRAY STATE	7	W, 42-7
11/21/20	@ UCF	11	W, 36-33
09/26/20	22 ARMY	7	W, 24-10
11/16/19	@ USF	10	W, 20-17
11/02/19	@ ECU	12	W, 46-43
10/04/19	18 UCF	6	W, 27-24
09/14/19	MIAMI (OH)	10	W, 35-13
12/31/18	vs. Virginia Tech	3	W, 35-31
11/10/18	USF	6	W, 35-23
10/27/18	@ SMU	2	W, 26-20
10/06/18	TULANE	4	W, 37-21
09/22/18	OHIO	21	W, 34-30
09/01/18	@ UCLA	10	W, 26-17
11/25/17	UCONN	7	W, 22-21
11/04/17	@ Tulane	3	W, 17-16
09/16/17	@ Miami (OH)	11	W, 21-17

IF YOU BUILD IT, THEY WILL COME

- UC is bucking a nationwide trend, recently reporting a fall 2020 count of 46,798 students, its eighth-straight increase.

YEAR	ENROLLMENT
2020	46,798
2019	46,388
2018	45,949
2017	44,783
2016	44,338
2015	44,251
2014	43,691
2013	42,656

LIGHT UP THE SKY

- UC is a crafty veteran in stadium lighting, first starting in 1909 out of sheer necessity, as the large number of co-op students on the team could only practice after dark.
- As technology improved, UC's electrical engineering co-ops designed a lighting system which allowed UC to host one of the first night football games in the U.S. and the first in the Midwest on Sept. 29, 1923, opening the season at night with a 17-0 win over Kentucky Wesleyan.

CHEER CINCINNATI

- UC serves as an economic powerhouse for the Queen City, with more than 15,000 employees, 46,000 students, 300,000 living alumni and countless Bearcats fans.
- Among the state's five counties in southwestern Ohio, UC generates a whopping \$3.3 billion annual impact.
- UC is the 18th-oldest public institution in the United States and traces its origins to the founding of the Medical College of Ohio and Cincinnati College in 1819.

FOOTBALL HISTORY

**HISTORICALLY SPEAKING**

The University of Cincinnati football program dates to 1885 and ranks as one of the 10 oldest in major college football and holds an all-time mark of 637-593-50 entering its 133rd season. UC has won a conference championship six times in the last decade while playing in the postseason in 12 of the last 15 years. UC played in the American Athletic Conference title game for the first time in 2019 and won the championship game in a 2020 return trip. The Bearcats have tallied 121 wins since 2007, ranking among the Top-15 teams in the NCAA FBS. In 2010, UC reached as high as No. 3 in all three major polls (Associated Press, USA Today, Bowl Championship Series).

A TOWER OF STRENGTH

UC's football program is one of the nation's oldest — only Rutgers (1869), Michigan (1879), Navy (1880), and Minnesota (1883), among NCAA Football Bowl Subdivision institutions, predate Cincinnati, which began the sport in 1885.

THE ROCK OF TRUTH

UC has been involved in several historic college football milestones starting with Dec. 8, 1888. That day, the Bearcats and Miami (Ohio) University engaged in the first college football game played in the state of Ohio, launching a rivalry that is tied for the oldest in the game among major universities — North Carolina vs. Wake Forest began playing that same year. The Battle for the Victory Bell is the fifth-most played rivalry series in college football.

ALWAYS ON THE SIDE OF INNOVATION

A few years later in 1897, UC received an invitation to visit New Orleans to play a football game as a reward for a successful season, a precursor to the current postseason football bowl games.

BOWL-CATS

Cincinnati has been to 16 bowl games over the last 20 seasons and 20 in the program's 133 seasons. UC played in the first Bowl Championship Series, now New Year's Six, game in school history, taking on Virginia Tech in the 75th FedEx Orange Bowl on Jan. 1, 2009. The Bearcats returned to the New Year's Six in the Chick-fil-A Peach Bowl on Jan. 1, 2021 in Atlanta.

WE ENGINEER BETTER

In the 1930s, a UC football player wore a device with his helmet to protect his broken nose. The device was a forerunner of the now standard face mask. The first soccer-style place kick was also attempted by a Bearcat, Hank Hartong, in the early 1960s.

THE CHART TOPPERS

In 1968, the Bearcats were the nation's top passing team with quarterback Greg Cook leading the NCAA in total offense, while receiver/kicker Jim O'Brien captured the national scoring title. A year later, Cook earned Rookie of the Year honors as a Cincinnati Bengal, and two years later, O'Brien kicked the game-winning field goal for the Baltimore Colts in Super Bowl V.

ALL-AMERICA TRADITION

Forty-five Bearcats have earned All-America recognition. Mike Woods garnered first-team honors in 1977, earning him an appearance on Bob Hope's television special. Punter Kevin Huber became the first two-time First-Team Associated Press all-American in UC history when he earned the honor in 2007 and 2008.

"THE TOE"

Jonathan Ruffin received the Lou Groza Award as the nation's top kicker in 2000 after booting a record 26 field goals. He was presented the award by ESPN's Chris Fowler. Ruffin was also a consensus all-American that year.

OUR CRADLE OF COACHES

Coaching luminaries have patrolled the sidelines at Cincinnati. College Football Hall of Fame coach Frank Cavanaugh began his 24-season career at UC. Sid Gillman, a member of the College and NFL Halls of Fame, was the architect of one of the top eras of Cincinnati football history. He directed the Bearcats to three conference titles and a pair of bowl game appearances during his six seasons (1949-54) before leaving for the professional ranks. Cincinnati, with Gillman developing the passing offenses which would make him successful in the pro ranks, became known for its aerial attack in the early 1950s. That notoriety continued long after his departure. Current Head Coach Luke Fickell enters his fourth year with the program.

THE NEXT LEVEL

With more than 100 players advancing into the professional ranks and 12 earning Super Bowl wins, 45 earning all-America honors, and 11 garnering academic all-America recognition, Cincinnati football has clearly made an important impact on college football with its long history of accomplishments.

TROPHY GAMES

The Bearcats are involved in three trophy games. UC's annual clash with the Miami RedHawks is tied for the third-most-played series in college football history and the second-longest active rivalry in the FBS. The winner of the yearly fall battle claims the Victory Bell. The winner of the UC-Louisville contest takes home the Keg of Nails, while the winner of the UC-Pittsburgh game stakes claim to the River City Rivalry Trophy. UC currently holds two of the three trophies.

UPSET CATS

Cincinnati has been dangerous to top teams over the years, knocking off the likes of No. 8 Wisconsin, 17-12, at home in 1999, upending defending national champion Penn State in 1983 14-3 on the road, and dominating Virginia Tech, 16-0, in 1995 while allowing just 41 yards of offense. However, possibly the biggest upset in UC history came in 2006 as the Bearcats beat its highest-ranked opponent in Nippert Stadium history, blowing away then-No. 7 Rutgers, 30-11.

CHAMPIONSHIP FOOTBALL

With 121 wins since the 2007 season, the Bearcats have become relevant on the national stage once again. Between 2008-12, UC became the only FBS AQ school to earn four conference championships in five seasons. The 2008 BIG EAST Conference Championship was the school's first since 1956. UC finished with a school-record 12 wins in 2009 and finished No. 3 in the Bowl Championship Series standings. The 2008 and 2009 squads made the first two BCS appearances in school history, playing in the Orange and Sugar Bowls, respectively. The Bearcats added BIG EAST titles in 2011 and 2012 along with their first American Athletic Conference title in 2014. UC made a school-record five-straight bowl appearances between 2011-15, playing in the Liberty, Belk - twice, Military and Hawai'i bowls. The 2020 season saw UC return to the Top-10 in all three national polls, AP, USA Today and College Football Playoff, for the first time since 2009, including UC's highest CFP ranking, No. 7 on Nov. 22 and 28, 2020.

POLLING DATA

WEEK	AP	COACHES	CFP
Preseason	8	10	-
Sept. 7	7	8	-
Sept. 12	8	8	-
Sept. 19			-
Sept. 26			-
Oct. 3			-
Oct. 10			-
Oct. 17			-
Oct. 24			-
Oct. 31			[11/2]
Nov. 7			[11/9]
Nov. 14			[11/16]
Nov. 21			[11/23]
Nov. 28			[11/30]
Dec. 5			

FINAL

VOICE YOUR CHOICE

AP	USA TODAY	CFP
1. Alabama	1. Alabama	
2. Georgia	2. Georgia	
3. Oklahoma	3. Oklahoma	
4. Oregon	4. Oregon	
5. Iowa	5. Texas A&M	
6. Clemson	6. Clemson	
7. Texas A&M	7. Iowa	
8. Cincinnati	8. Cincinnati	
9. Ohio State	9. Florida	
10. Penn State	10. Notre Dame	
11. Florida	11. Ohio State	
12. Notre Dame	12. Penn State	
13. UCLA	13. UCLA	
14. Iowa State	14. Iowa State	
15. Virginia Tech	15. Virginia Tech	
16. Coastal Carolina	16. Ole Miss	
17. Ole Miss	17. Wisconsin	
18. Wisconsin	18. Coastal Carolina	
19. Arizona State	19. North Carolina	
20. Arkansas	20. Auburn	
21. North Carolina	21. Arizona State	
22. Auburn	22. Oklahoma State	
23. BYU	23. BYU	
24. Miami	24. Arkansas	
25. Michigan	25. Michigan	

NIPPERT STADIUM TOP-10 CROWDS

ATT	OPPONENT	DATE	RESULT
40,140	UConn	10/24/15	W, 37-13*
40,121	UCF	10/04/19	W, 27-24*
40,101	Miami (Fla.)	10/01/15	W, 34-23*
40,015	Houston	09/15/16	L, 40-16*
39,095	Alabama A&M	09/05/15	W, 52-10
38,919	UConn	11/09/19	W, 48-3
38,112	Miami (OH)	09/24/16	W, 27-20
38,112	Temple	09/12/15	L, 34-26
38,032	UCLA	08/29/19	W, 24-14
37,978	Miami (OH)	09/04/21	W, 49-14*

*-Sellouts

NIPPERT STADIUM



CARSON FIELD AT NIPPERT STADIUM HAS BEEN THE VENERABLE HOME OF THE UNIVERSITY OF CINCINNATI FOOTBALL TEAM SINCE 1901 AND PROVIDES A PHENOMENAL HOME-FIELD ENVIRONMENT.

A MODERN CLASSIC

- The third-oldest NCAA FBS stadium entered a new era in 2015 following the completion of a 20-month, \$86-million, privately funded renovation and expansion project.
- The post-renovation season in 2015 coincided with the 100th anniversary of the original 1915 construction.
- UC has used the Nippert site as a playing field since 1901, making it the second-oldest playing site in the nation for college football behind Penn's Franklin Field (1895).
- Among NCAA FBS schools, Nippert is the third-oldest stadium still in use, behind Bobby Dodd Stadium (Georgia Tech - 1913), Davis Wade Stadium (Mississippi State - 1914) and ahead of Ole Miss' Vaught-Hemingway Stadium (1915) and Wisconsin's Camp Randall Stadium (1917).
- Through numerous renovations, the structure situated in the middle of the Clifton campus has retained its early-century brickwork, wrought-iron gates, and trim giving Nippert a comfortable old-time stadium charm and appeal, while remaining a classic showplace for college football.

FOR THE FANS

- Both concourses were renovated and widened and now feature nearly 75 permanent point-of-sale concession locations are available on game days.
- Concession stands feature the usual stadium staples along with offerings from premium local vendors, including Frisch's, Montgomery Inn and Skyline Chili.
- Enhancements were added in 2019, including: new tailgating spots, social gathering spaces, fans-first pricing and a season-long DJ for in-game entertainment.

THE WEST PAVILION

- The most striking changes sit five stories above the west concourse. At 105,000 square feet and 130 yards long, the West Pavilion rises out of the stadium concourse in glass and angles which contain a host of new premium seating along with state-of-the-art press facilities.
- The curvature of the facility matches that of Herschede-Shank Pavilion on the east side of the stadium and contains four levels; the Margaret & Michael Valentine press and suite level, suite level, scholarship club level, and patio suites mezzanine level.
- UC went from having nearly no premium seating options to the addition of 1,100 scholarship club seats and 53 indoor and outdoor suites of varying sizes. A skywalk connects Tangeman University Center to the West Pavilion with premium area customers able to access the facility on gameday from the other side of campus.

HISTORICALLY SPEAKING

- The 2015 project was the latest in a series of enhancements that began in 1916 when the stadium was completed, section-by-section, as funds were raised.
- The Cincinnati Bengals played at Nippert from 1968-69 and MLS' FC Cincinnati currently calls Nippert home.
- Nippert has served as a venue for numerous concerts and events, including speeches by US Presidents, Franklin D. Roosevelt (1936) and Barack Obama (2008).
- USA Today named it the best home-field venue in the former BIG EAST Conference and ESPN's Scott Van Pelt cited Nippert as a "one of the gems of college football".

WHAT'S IN A NAME?



During the season-ending clash with rival Miami (OH) in 1923, Jimmy Nippert sustained a spike wound injury and died a month later from blood poisoning.

His grandfather, James N. Gamble of Procter and Gamble, provided the funds needed to complete the horseshoe-shaped structure, and the James Gamble Nippert Memorial Stadium was dedicated on Nov. 8, 1924.

The stadium's founder was Arch Carson, who as captain and principal organizer played a significant role in starting football on the UC campus in 1885. In 1901 as physical director of the university, Carson guided the construction of the field which was later named for him -- the playing surface is still called Carson Field.

2021 CINCINNATI FOOTBALL

ALPHABETICAL ROSTER

#	NAME	POS.	HT.	WT.	CL.	EX.	HOMETOWN/HS/LAST SCHOOL
36	Will Adams ^	S	6-0	195	Jr.	1L	Cincinnati, Ohio / Mason
11	Sammy Anderson Jr.	CB	6-0	180	So.	HS	Dayton, Ohio / Trotwood-Madison
91	Alex Bales ^	K	5-10	177	So.	SQ	Westfield, Ind. / Westfield
0	Darrian Beavers	LB	6-4	255	Gr.	2L	Cincinnati, Ohio / Colerain / UConn
17	Marquez Bell *	WR	6-1	180	Fr.	RS	Lake City, Fla. / Columbia
57	Ben Blevins ^ *	OL	6-2	270	Fr.	RS	Cincinnati, Ohio / La Salle
40	Leroy Bowers	SLB	6-1	213	Fr.	HS	Cincinnati, Ohio / Princeton
18	Jowon Briggs	OL	6-1	297	So.	TR	Cincinnati, Ohio / Walnut Hills / Virginia
92	Curtis Brooks	OL	6-2	285	Gr.	4L	Danville, Va. / George Washington
94	Chase Brown ^	OL	6-1	215	Jr.	SQ	Cleveland, Ohio / NDCL
99	Marcus Brown	DT	6-2	297	Gr.	4L	Naples, Fla. / Lely
50	Jackson Brusciannelli ^	LB	5-11	245	So.	SQ	Chicago, Ill. / Montini Catholic
7	Coby Bryant	CB	6-1	198	Gr.	4L	Cleveland, Ohio / Glenville
14	Todd Bumphis	CB	6-0	188	Fr.	RS	Toledo, Ohio / St. Francis De Sales
64	Jake Burns ^	OL	6-2	308	So.	RS	Akron, Ohio / Hoban
39	Bryce Burton ^	K	5-10	210	So.	SQ	Cincinnati, Ohio / Princeton
9	Arquon Bush	CB	6-0	190	Jr.	3L	Cleveland, Ohio / Euclid
32	James Camden ^	S	6-1	205	Fr.	RS	Cincinnati, Ohio / Anderson
86	Jack Campbell ^	TE	6-4	222	So.	SQ	Bellbrook, Ohio / Bellbrook
78	Luke Collinsworth	OL	6-6	316	Fr.	HS	Cincinnati, Ohio / East Central
6	Bryan Cook	S	6-1	210	Sr.	2L	Cincinnati, Ohio / Mount Healthy / Howard
74	Jeremy Cooper	OL	6-4	315	Jr.	2L	Chicago, Ill. / Mount Carmel
58	Dontay Corleone	OL	6-2	335	Fr.	HS	Cincinnati, Ohio / Colerain
8	Isiah Cox	S	6-2	192	Fr.	HS	Alcoa, Tenn. / Alcoa
82	Noah Davis ^	TE	6-4	244	Gr.	SQ	Cincinnati, Ohio / St. Xavier / Michigan State
49	Jack Dingle	LB	6-4	230	Fr.	HS	Louisville, Ky. / Trinity
29	Jacob Dingle	S	5-11	195	Jr.	2L	Louisville, Ky. / Trinity
23	Drew Donley	WR	6-2	173	Fr.	HS	Frisco, Texas / Lebanon Trail
41	Joel Dublanko	LB	6-3	240	Gr.	4L	Aberdeen, Wash. / IMG Academy
45	Barak Faulk ^	OL	6-3	241	Fr.	RS	Cincinnati, Ohio / Mason
66	Landon Fickell	OL	6-4	290	Fr.	HS	Cincinnati, Ohio / Moeller
14	Wyatt Fischer ^	WR	6-0	202	Jr.	2L	Mount Orab, Ohio / Western Brown
31	Mason Fletcher	P	6-7	202	Fr.	HS	Melbourne, Australia / ProKick
24	Jerome Ford	RB	5-11	215	Jr.	1L	Tampa, Fla. / Armwood / Alabama
1	Ahmad Gardner	CB	6-3	200	Jr.	2L	Detroit, Mich. / Martin Luther King
52	AJ George ^	OL	6-6	292	Fr.	HS	Byesville, Ohio / Meadowbrook
53	Gavin Gerhardt	OL	6-4	305	Fr.	RS	Xenia, Ohio / Xenia
55	Mao Glynn II	OL	6-3	275	Fr.	HS	Cincinnati, Ohio / Walnut Hills
54	Nick Grace ^	OL	6-5	257	Fr.	HS	Naperville, Ill. / North
70	Joey Groeber ^	OL	6-3	330	Jr.	SQ	Williamsburg, Ohio / Clermont NE / CCU
25	Jack Haglage ^	LB	6-2	220	Fr.	TR	Mason, Ohio / Mason / Naval Academy
4	Justin Harris	CB	6-0	190	Jr.	2L	Dayton, Ohio / Wayne
3	Ja'von Hicks	S	6-2	205	Sr.	3L	Cincinnati, Ohio / Colerain
37	Devin Hightower ^	LB	5-11	220	Fr.	TR	Twinsburg, Ohio / Hoban / Michigan State
13	Jacob Hoying ^	QB	6-2	202	Fr.	HS	Columbus, Ohio / Bishop Watterson
60	Joe Huber ^	OL	6-5	305	Fr.	RS	Dublin, Ohio / Jerome
2	Wilson Huber	LB	6-4	242	Sr.	3L	Indianapolis, Ind. / Franklin Central
19	Brody Ingle	LB	6-0	225	Jr.	2L	Cincinnati, Ohio / La Salle
30	Rob Jackson	OL	6-5	285	Fr.	HS	Philadelphia, Pa. / Archbishop Wood
12	Iesa Jarmon	CB	6-0	175	Fr.	HS	Cincinnati, Ohio / La Salle
73	CJ Johnson ^	OL	6-1	295	Jr.	SQ	Grand Rapids, Ohio / Liberty Center / Siena
23	Daved Jones Jr.	LB	6-1	225	So.	1L	Cincinnati, Ohio / Lakota West
69	Cam Jones	OL	6-8	325	So.	1L	Knott County, Ky. / Fredrick Douglass
5	Jordan Jones	WR	6-2	190	Gr.	1L	Smackover, Ark. / Smackover / Arkansas
16	Cameron Junior	LB	6-1	211	Fr.	HS	Middletown, Ohio / Middletown
98	Mychal Keys ^	OL	6-4	246	Jr.	SQ	Columbus, Ohio / Marion-Franklin
31	Casey Kirk ^	CB	5-10	190	Sr.	1L	Dublin, Ohio / Coffman
29	Ashton Koller ^	WR	6-1	195	Fr.	RS	Landen, Ohio / Kings
30	Michael Kopaygorodsky ^	RB	6-0	215	Sr.	2L	Mason, Ohio / Mason
65	Cody Lamb	OL	6-4	285	Sr.	2L	Miamisburg, Ohio / Miamisburg
47	Nate Lawler	TE	6-4	222	Jr.	2L	Dresden, Ohio / Tri-Valley
33	Zeiqui Lawton	OL	6-3	266	Fr.	HS	Charleston, W.Va. / South Charleston
16	Brady Lichtenberg	QB	6-1	198	Fr.	HS	Toledo, Ohio / Saint Johns Jesuit
27	Norman Love	WR	6-0	200	Fr.	RS	Lake Wales, Fla. / Lake Wales

#	NAME	POS.	HT.	WT.	CL.	EX.	HOMETOWN/HS/LAST SCHOOL
90	Christian Lowery ^	K	5-11	168	Fr.	HS	Acworth, Ga. / Harrison
43	Jonah Lytle ^	CB	5-11	165	Fr.	HS	Canton, Ohio / McKinley
91	Miles Manigault ^	DL	6-2	280	Sr.	SQ	Cincinnati, Ohio / Moeller / ETSU
87	Joey McBee ^	TE	6-2	245	Fr.	HS	Morgantown, W.Va. / University
0	Charles McClelland	RB	5-11	193	Jr.	2L	Homerville, Ga. / Clinch County
77	Vincent McConnell	OL	6-5	300	Sr.	3L	Massillon, Ohio / Washington
22	De'Arre McDonald	S	6-1	205	Fr.	RS	Murfreesboro, Tenn. / Oakland
76	Marcelo Mendiola	OL	6-3	330	So.	SQ	Chicago, Ill. / Mount Carmel
18	Chamon Metayer	TE	6-5	252	Fr.	HS	Miami, Fla. / North Miami
51	Lorenz Metz	OL	6-9	326	Jr.	2L	Neuötting, Germany / Kirchdorf Wildcats
15	Nate Meyer ^	WR	6-1	205	So.	SQ	Dublin, Ohio / Bishop Watterson
89	Sterling Miles	DL	6-5	220	Fr.	RS	West Bloomfield, Mich. / West Bloomfield
87	Jalen Monrrow	DL	6-4	250	Fr.	HS	Lafayette, Ind. / Jefferson-Lafayette
26	Myles Montgomery	RB	5-11	200	Fr.	HS	Jacksonville, Fla. / Fletcher
22	Ryan Montgomery	RB	5-10	205	Jr.	2L	Franklin, Ohio / Franklin
57	Ryan Mullaney ^	DL	6-1	242	So.	SQ	Cincinnati, Ohio / Moeller
85	Triston O'Brien ^	LS	6-3	200	Fr.	HS	Jefferson, Ohio / NDCL
50	Dylan O'Quinn	OL	6-4	305	Jr.	2L	Toledo, Ohio / Lake
20	Deshawn Pace	LB	6-2	218	So.	1L	Cincinnati, Ohio / Colerain
19	Will Pauling	WR	5-10	180	Fr.	HS	Chicago, Ill. / Homewood-Flossmoor
96	Dominique Perry	DL	6-2	288	Fr.	RS	Germantown, Md. / Northwest
10	Jack Perry ^	QB	6-0	201	Jr.	SQ	Mountain View, Calif. / St. Francis / St. Mateo
96	Cayson Pfeiffer ^	LS	6-0	215	So.	1L	Columbus, Ohio / Dublin Scioto
97	Eric Phillips	DL	6-3	265	So.	1L	Cincinnati, Ohio / Colerain
12	Alec Pierce	WR	6-3	213	Sr.	3L	Glen Ellyn, Ill. / Glenbard West
3	Evan Prater	QB	6-4	200	Fr.	RS	Cincinnati, Ohio / Wyoming
26	Malik Rainey	CB	5-11	180	Fr.	HS	Chicago, Ill. / Bolingbrook
56	Jake Renfro	OL	6-3	310	So.	1L	Mokena, Ill. / Providence Catholic
9	Desmond Ridder	QB	6-4	215	Sr.	3L	Louisville, Ky. / St. Xavier
35	Ryan Royer	LB	5-11	218	Sr.	3L	Hilliard, Ohio / Davidson
54	Izaiah Ruffin	DL	6-6	245	So.	SQ	Oak Park, Ill. / Oak Park River Forest
21	Myjai Sanders	DL	6-5	250	Sr.	3L	Jacksonville, Fla. / Camden County
34	Caleb Schmitz	TE	6-3	218	Fr.	HS	Lancaster, Pa. / Warwick
80	Chris Scott	WR	6-2	190	Fr.	RS	Columbus, Ohio / Pickerington North
21	Tyler Scott	WR	5-11	177	So.	1L	Norton, Ohio / Norton
36	Lewis Shepherd ^	RB	6-0	195	So.	TR	Elgin, Okla. / Elgin / NE Oklahoma
5	Jaquan Sheppard	S	6-2	200	Jr.	2L	Zephyrhills, Fla. / Zephyrhills
88	Payten Singletary	TE	6-4	230	Fr.	RS	Thomasville, Ga. / Thomasville
27	Armorian Smith	S	6-1	197	Fr.	HS	Detroit, Mich. / River Rouge
83	Blue Smith	WR	6-5	215	Jr.	SQ	Huber Hts. Ohio / Wayne / Ohio State
17	Cole Smith	K	5-11	193	Sr.	2L	Middletown, Ohio / Middletown
67	Jaxon Smith ^	OL	6-3	292	Fr.	RS	Maineville, Ohio / Kings
90	Jabari Taylor	DL	6-1	280	Sr.	3L	Akron, Ohio / Hoban
11	Leonard Taylor	TE	6-5	250	Sr.	3L	Springfield, Ohio / Springfield
24	Jaheim Thomas	LB	6-4	235	Fr.	RS	Cincinnati, Ohio / Princeton
85	Jaiir Thomas ^	WR	6-4	192	So.	SQ	Cincinnati, Ohio / Winton Woods
25	Shaun Thomas ^	RB	6-0	188	Fr.	HS	Lima, Ohio / Central Catholic
20	Jadon Thompson	WR	6-2	185	So.	1L	Chicago, Ill. / Naperville Central
10	Bryon Threats	S	5-10	195	Fr.	HS	Dublin, Ohio / Coffman
7	Tre Tucker	WR	5-9	175	Jr.	2L	Akron, Ohio / CVCA
72	James Tunstall	OL	6-5	311	Jr.	TR	Indian Head, Md. / Lackey / Stony Brook
13	Ty Van Fossen	LB	6-2	220	Jr.	2L	Croton, Ohio / St. Francis De Sales
42	Malik Vann	DL	6-4	275	Sr.	3L	Cincinnati, Ohio / Fairfield
15	Taj Ward	CB	6-0	197	Jr.	2L	Solon, Ohio / Solon
81	Josh Whyte	TE	6-6	255	Jr.	2L	Cincinnati, Ohio / La Salle
44	Jah-Mal Williams	OL	6-4	213	Fr.	HS	Carver Ranches, Fla. / Cardinal Gibbons
75	John Williams	OL	6-5	310	Fr.	RS	Bolingbrook, Ill. / Bolingbrook
34	Justin Wodtly	DL	6-3	282	Fr.	RS	Cleveland, Ohio / Cleveland Hts.
71	Colin Woodside	OL	6-5	313	Jr.	1L	Lancaster, Ohio / Fairfield Union
4	Ethan Wright	RB	6-1	198	So.	1L	Akron, Ohio / Manchester
8	Michael Young Jr.	WR	5-10	195	Gr.	1L	Saint Rose, La. / Destrehan / Notre Dame
35	Brady Young ^	P	6-3	208	Fr.	HS	Perrysburg, Ohio / Perrysburg

^ - Walk-On; * - Has utilized redshirt year.

PRONUNCIATIONS

Marquez Bell.....mar-kez
Jowon Briggs.....jo-wan
Jackson Brusciannelli.....brew-sha-nell-ee
Joel Dublanko.....do-BLANK-o
Mao Glynn II.....mah-oh

Ja'Von Hicks.....jay-von
Daved Jones Jr.....day-vid
Michael Kopaygorodsky.....co-pay-guh-rod-ski
Zeiqui Lawton.....zah-kee
De'Arre McDonald.....dee-ah-ray

Chamon Metayer.....sha-mon muh-tay-err
Myjai Sanders.....my-jay
Armorian Smith.....oh-more-eee-on
Jaiir Thomas.....jie-aiir
Malik Vann.....muh-leek

OFFENSE

LT	75	John Williams	6-5	310	r-Fr.
-or-	72	James Tunstall	6-5	311	Jr.
LG	74	Jeremy Cooper	6-4	315	Jr.
	71	Colin Woodside	6-5	313	Jr.
	65	Cody Lamb	6-4	285	Sr.
C	56	Jake Renfro	6-3	310	So.
	53	Gavin Gerhardt	6-4	305	r-Fr.
RG	77	Vincent McConnell	6-5	300	Sr.
	51	Lorenz Metz	6-9	326	Jr.
RT	50	Dylan O'Quinn	6-4	305	Jr.
	69	Cam Jones	6-8	325	So.
TE	81	Josh Whyte	6-6	255	Jr.
-or-	11	Leonard Taylor	6-5	250	Sr.
WR	12	Alec Pierce	6-3	213	Sr.
	5	Jordan Jones	6-2	190	Gr.
	83	Blue Smith	6-5	215	Jr.
WR	21	Tyler Scott	5-11	177	So.
	20	Jadon Thompson	6-2	185	So.
	80	Chris Scott	6-2	190	r-Fr.
WR	8	Michael Young Jr.	5-10	195	Gr.
	7	Tre Tucker	5-9	175	Jr.
	19	Will Pauling	5-10	180	Fr.
QB	9	Desmond Ridder	6-4	215	Sr.
	3	Evan Prater	6-4	200	r-Fr.
RB	24	Jerome Ford	5-11	215	Jr.
	0	Charles McClelland	5-11	193	Jr.
-or-	22	Ryan Montgomery	5-10	205	Jr.
-or-	4	Ethan Wright	6-1	198	So.

DEFENSE

DE	21	Myjai Sanders	6-5	250	Sr.
	90	Jabari Taylor	6-1	280	Sr.
DT	92	Curtis Brooks	6-2	285	Gr.
	99	Marcus Brown	6-2	297	Gr.
	97	Eric Phillips	6-3	265	So.
DE	42	Malik Vann	6-4	275	Sr.
	18	Jowon Briggs	6-1	297	So.
WLB	0	Darrian Beavers	6-4	255	Gr.
	24	Jaheim Thomas	6-4	235	r-Fr.
	23	Daved Jones Jr.	6-1	225	So.
MLB	41	Joel Dublanko	6-3	240	Gr.
	2	Wilson Huber	6-4	242	Sr.
SLB	13	Ty Van Fossen	6-2	220	Jr.
	20	Deshawn Pace	6-2	218	So.
CB	1	Ahmad Gardner	6-3	200	Jr.
	5	Jaquan Sheppard	6-2	200	Jr.
S	6	Bryan Cook	6-1	210	Sr.
	29	Jacob Dingle	5-11	195	Jr.
S	3	Ja'von Hicks	6-2	205	Sr.
	36	Will Adams	6-0	195	Jr.
CB	7	Coby Bryant	6-1	198	Gr.
	14	Todd Bumphis	6-0	188	r-Fr.
N	9	Arquon Bush	6-0	190	Jr.
	15	Taj Ward	6-0	197	Jr.

SPECIAL TEAMS

LS	96	Cayson Pfeiffer	6-0	215	So.
	85	Triston O'Brien	6-3	200	Fr.
H	39	Bryce Burton	5-10	210	So.
	31	Mason Fletcher	6-7	202	Fr.
K	17	Cole Smith	5-11	193	Sr.
	91	Alex Bales	5-10	177	So.
P	31	Mason Fletcher	6-7	202	Fr.
	91	Alex Bales	5-10	177	So.
PR	22	Ryan Montgomery	5-10	205	Jr.
	8	Michael Young Jr.	5-10	195	Gr.
KR	7	Tre Tucker	5-9	175	Jr.
	21	Tyler Scott	5-11	177	So.

^ - Walk-On

NUMERICAL ROSTER

0	Darrian Beavers	LB	14	Wyatt Fischer ^	WR	27	Norman Love	WR	49	Jack Dingle	LB	76	Marcelo Mendiola	OL
0	Charles McClelland	RB	15	Nate Meyer ^	WR	27	Armorial Smith	S	50	Jackson Brusciannelli ^	LB	77	Vincent McConnell	OL
1	Ahmad Gardner	CB	15	Taj Ward	CB	29	Jacob Dingle	S	50	Dylan O'Quinn	OL	78	Luke Collinsworth	OL
2	Wilson Huber	LB	16	Cameron Junior	LB	29	Ashton Koller ^	WR	51	Lorenz Metz	OL	80	Chris Scott	WR
3	Ja'von Hicks	S	16	Brady Lichtenberg	QB	30	Rob Jackson	DL	52	AJ George ^	OL	81	Josh Whyte	TE
3	Evan Prater	QB	17	Marquez Bell	WR	30	Michael Kopaygorodsky ^	RB	53	Gavin Gerhardt	OL	82	Noah Davis ^	TE
4	Justin Harris	CB	17	Cole Smith	K	31	Mason Fletcher	P	54	Nick Grace ^	OL	83	Blue Smith	WR
4	Ethan Wright	RB	18	Jowon Briggs	DL	31	Casey Kirk ^	CB	54	Izaiah Ruffin	OL	85	Triston O'Brien ^	LS
5	Jordan Jones	WR	18	Chamon Metayer	TE	32	James Camden ^	S	55	Mao Glynn II	OL	85	Jair Thomas ^	WR
5	Jaquan Sheppard	S	19	Brody Ingle	LB	33	Zeiqui Lawton	DL	56	Jake Renfro	OL	86	Jack Campbell ^	TE
6	Bryan Cook	S	19	Will Pauling	WR	34	Caleb Schmitz	TE	57	Ben Blevins ^	OL	87	Joey McBee ^	TE
7	Coby Bryant	CB	20	Deshawn Pace	LB	34	Justin Wodtly	DL	57	Ryan Mullaney ^	DL	87	Jalen Monrrow	DL
7	Tre Tucker	WR	20	Jadon Thompson	WR	35	Ryan Royer ^	LB	58	Dontay Corleone	DL	88	Payten Singletary	TE
8	Isiah Cox	S	21	Myjai Sanders	DL	35	Brady Young ^	P	60	Joe Huber ^	OL	89	Sterling Miles	DL
8	Michael Young Jr.	WR	21	Tyler Scott	WR	36	Will Adams ^	S	64	Jake Burns ^	OL	90	Christian Lowery ^	K
9	Arquon Bush	CB	22	De'Arre McDonald	S	36	Lewis Shepherd ^	RB	65	Cody Lamb	OL	90	Jabari Taylor	DL
9	Desmond Ridder	QB	22	Ryan Montgomery	RB	37	Devin Hightower ^	LB	66	Landon Fickell	OL	91	Alex Bales ^	K
10	Jack Perry ^	QB	23	Drew Donley	WR	39	Bryce Burton ^	K	67	Jaxon Smith ^	OL	91	Miles Manigault ^	DL
10	Bryon Threats	S	23	Daved Jones Jr.	LB	40	Leroy Bowers	SLB	69	Cam Jones	OL	92	Curtis Brooks	DL
11	Sammy Anderson Jr.	CB	24	Jerome Ford	RB	41	Joel Dublanko	LB	70	Joey Groeber ^	OL	94	Chase Brown ^	DL
11	Leonard Taylor	TE	24	Jaheim Thomas	LB	42	Malik Vann	DL	71	Colin Woodside	OL	96	Dominique Perry	DL
12	Alec Pierce	WR	25	Jack Haglage ^	LB	43	Jonah Lytle ^	CB	72	James Tunstall	OL	96	Cayson Pfeiffer ^	LS
13	Jacob Hoying ^	QB	25	Shaun Thomas ^	RB	44	Jah-Mal Williams	DL	73	CJ Johnson ^	OL	97	Eric Phillips	DL
13	Ty Van Fossen	LB	26	Myles Montgomery	RB	45	Barak Faulk ^	DL	74	Jeremy Cooper	OL	98	Mychal Keys ^	DL
14	Todd Bumphis	CB	26	Malik Rainey	CB	47	Nate Lawler ^	TE	75	John Williams	OL	99	Marcus Brown	DT

HEAD COACH LUKE FICKELL

The University of Cincinnati football team opened a new era in December 2016 with the hiring of Ohio native Luke Fickell, the Bearcats 42nd football head coach.

The 21-year veteran of the FBS coaching ranks took the reins of the UC program after spending 16 years at his alma mater, Ohio State. His impressive resume includes being on the staff of two national championship winning teams, seeing 14 players selected in the NFL Draft, coordinating outstanding defenses over 12 seasons as a co-coordinator or defensive coordinator, winning AAC Coach of the Year honors in 2018 and 2020 and leading the Bearcats to an AAC Championship in 2020.

Fickell, starting his fifth season at UC in 2020, has led UC to 31 wins over the last three seasons, including back-to-back 11-win campaigns in 2018 and 2019, the 2020 AAC title, an AAC East Division Championship in 2019, three-straight bowl games, including the 2021 Chick-fil-A Peach Bowl, the program's first New Year's Six game since 2009.

Fickell led one of the more remarkable turnarounds in school history in 2018, rebounding from a 4-8 inaugural campaign with the third 11-win season in school history and a win in the Military Bowl. The 2018 American Athletic Conference Coach of the Year, Fickell was a semifinalist for the George Munger Award and was tabbed for the watch lists for the Dodd Trophy and Paul "Bear" Bryant Coach of the Year awards.

Establishing his T.E.A.M. culture on the Clifton Hts. campus, standing for Together Everyone Achieves More, UC has emerged as one of the teams to watch in the American, especially on defense where the UC has led the AAC in scoring defense in 2018, 2019 and 2020.

Fickell was hired on Dec. 10, 2016 and has been a tireless advocate for the UC program, speaking at numerous events and schools to continue to build the Bearcats brand inside the State of Cincinnati, the 50-mile radius surrounding campus.

An excellent recruiter with strong Ohio, Midwest and Florida relationships, a national presence and a discerning eye for talent, Fickell has put together four-straight impactful recruiting classes at Cincinnati. He was named the American Football Coaches Association assistant coach of the year in 2010 and he was named a "top recruiter" in 2012 by both Rivals and ESPN.

The former standout football player, college graduate, NFL player, husband and father is most-noticed as a developer of talent.

His NFL Draft selections include first-round picks A.J. Hawk, Bobby Carpenter, Ryan Shazier and Darron Lee, NFL standout James Laurinaitis, along with Joshua Perry, Anthony Schlegel, Larry Grant, Marcus Freeman, Austin Spitler, Ross Homan and Brian Rolle and most recently UC players Cortez Broughton, Korey Cunningham and Josiah Deguara.

No stranger to championship-level football, Fickell was a part of nine Big Ten Conference titles (seven as a coach, two as a player), two national championship squads and 15 postseason games, including two College Football Playoff



appearances.

From 2005-2016, Fickell-coached defenses at Ohio State ranked among the NCAA FBS Top-40 in yards-per-play allowed, averaging a ranking of No. 17 and earning its highest rank of No. 3 in 2016.

Fickell's coaching career began at Ohio State. After spending a year on the IR list with the New Orleans Saints, he was hired in 1999 as a GA at OSU by his college coach, John Cooper.

Fickell's first full-time coaching position came in 2000 under Lee Owens at Akron, spending two years as defensive line coach. Jim Tressel brought him to Ohio State as special teams coordinator in 2002 and he also worked with the defensive front on the BCA National Championship squad. He was named linebackers coach in 2004, and added co-defensive coordinator duties to his resume in 2005.


In May of 2011 he was asked to take over an Ohio State program staggered by the loss of its head coach, the unexpected departure of a star quarterback and on the cusp of NCAA penalties, and against stacked odds, he led the Buckeyes to a bowl game. Prior to his appointment to serve as head coach, he had been promoted to assistant head coach in March 2011.

He returned to his role as defensive coordinator and LB coach in 2012. Over five seasons, coaching under UC alumnus Urban Meyer, Fickell's defensive units were a big reason OSU went 61-5 and won the 2014 CFP National Championship.

Fickell was one of the founders of the 2nd & 7 Foundation in 1999 with teammates Ryan Miller and Mike Vrabel. The foundation promotes reading by providing free books and positive role models to kids in need while encouraging young athletes of the community to pay it forward.

A native of Columbus, Ohio, Fickell is a graduate of DeSales High School, where he was a three-time, undefeated state wrestling champion. He played for the Buckeyes from 1992-96, redshirting the first year and then starting the next four seasons at nose guard. He started a then school-record 50 consecutive games between 1993 and 1996.

He graduated from Ohio State in 1997 with a degree in exercise science. Fickell and his wife Amy have six children: Landon, a freshman offensive lineman at UC, Luca, twin sons Aydon and Ashton, and twin sons Laykon and Lucian.



PERSONAL INFORMATION

Born: August 18, 1973
Hometown: Columbus, Ohio
Wife: Amy
Children: Landon, Luca, Aydon, Ashton, Laykon, Lucian
Education: Ohio State (1997, B.S.)
Year in Coaching: 21st

PLAYING CAREER

YEAR	TEAM
1992-96	Ohio State (Nose Guard)

BOWLS PLAYED IN

YEAR	SCHOOL	BOWL
1993	Ohio State	Holiday
1994	Ohio State	Citrus
1995	Ohio State	Citrus
1996	Ohio State	Rose

COACHING CAREER

YEAR	SCHOOL	POSITION
1999	Ohio State	Graduate Assistant
2000-01	Akron	Defensive Line
2002-03	Ohio State	Special Teams Coordinator
2004	Ohio State	Linebackers
2005-11	Ohio State	Co-Defensive Coord./Linebackers
2011	Ohio State	Head Coach
2012-16	Ohio State	Defensive Coord./Linebackers
2017-	Cincinnati	Head Coach

BOWLS COACHED IN

YEAR	SCHOOL	BOWL
2002	Ohio State	Fiesta
2003	Ohio State	Fiesta
2004	Ohio State	Alamo
2005	Ohio State	Fiesta
2006	Ohio State	BCS National Championship
2007	Ohio State	BCS National Championship
2008	Ohio State	Fiesta
2009	Ohio State	Rose
2010	Ohio State	Sugar
2011	Ohio State	Gator
2013	Ohio State	Orange
2014	Ohio State	CFP: Sugar (Semi)/NCG
2015	Ohio State	Fiesta
2016	Ohio State	CFP: Fiesta (Semi)
2018	Cincinnati	Military
2019	Cincinnati	Birmingham
2020	Cincinnati	Peach

FICKELL'S HEAD COACHING RECORD

YEAR	SCHOOL	OVERALL	CONFERENCE
2011	Ohio State	6-7	3-5 Big Ten (4th)
2017	Cincinnati	4-8	2-6 American East (4th)
2018	Cincinnati	11-2	6-2 American East (3rd)
2019	Cincinnati	11-3	7-1 American East Champs
2020	Cincinnati	9-1	6-0 AAC Champions
2021	Cincinnati	2-0	--
TOTALS	FIVE SEASONS	43-21 (.672)	24-14 (.631)

**MIKE DENBROCK****OFFENSIVE COORDINATOR/TIGHT ENDS**

FIFTH SEASON • GRAND VALLEY STATE '87

- Has worked as both an OC and DC and coached every position on the offensive side of the ball in his 30+ years of coaching.
- UC has averaged 30 points per game the last three years.
- QB Desmond Ridder was the 2020 AAC Player of the Year and 2018 AAC Rookie of the Year.
- Former UC players Mike Boone, Korey Cunningham, Josiah Deguara, Gerrid Doaks, James Hudson, Devin Gray, Bruno Labelle and Michael Warren II spent time on NFL rosters.
- Denbrock and his wife Dianne have a son, Chance.

**MIKE TRESSEL****DEFENSIVE COORDINATOR/LINEBACKERS**

FOURTH SEASON • CORNELL COLLEGE '96

- Started his second stint at UC in January 2021 as DC/LB coach. Previously coached at UC from 2004-06 as special teams coordinator/linebackers coach
- Returned to the Clifton Heights campus after spending 14 seasons at Michigan State where he coached 20 All-Big Ten players, eight All-Americans and two major award winners.
- Seven of his former linebackers have gone on to play in the NFL, including former Bearcats Jamar Enzor and Tyjuan Hagler.
- He and his wife Megan have two children: Logan and Quincy.

**GINO GUIDUGLI****PASSING GAME COORDINATOR/QUARTERBACKS**

FIFTH SEASON • CINCINNATI '05

- Former UC QB has been instrumental in the development of QB Desmond Ridder, the 2020 AAC Player of the Year.
- A member of UC's Athletics HOF and a charter member of Nippert Stadium's Ring of Honor, he returned to his alma mater after spending six seasons at Central Michigan.
- Prior to joining the coaching ranks, Guidugli played professionally in the Arena and Canadian Football Leagues.
- He and his wife, Michelle, have two sons, Ryland and Ezra and a daughter, Willow.

**BRIAN MASON****SPECIAL TEAMS COORDINATOR/SNIPERS**

FIFTH SEASON • DENISON '09

- Oversees UC's special-teams unit as well as coaching the sniper position, a hybrid linebacker/safety.
- Former pupils James Smith (punter/Tennessee) and Jarell White (sniper/Calgary) play in the NFL and CFL, respectively.
- Spent 2017 as the Bearcats' director of recruiting, helping sign a pair of highly-rated recruiting classes ranked atop the AAC.
- Coached eight years at Ohio State, Purdue, Kent State and Bluffton before coming to UC.
- Mason and his wife Rachel have a son, Graham.

**MIKE BROWN****WIDE RECEIVERS**

THIRD SEASON • LIBERTY '11

- Coached All-AAC selections Tre Tucker and Michael Young Jr. during UC's conference-championship season in 2020.
- Worked virtually with the Cincinnati Bengals in 2020 and 2021 as part of the Bill Walsh NFL Minority Coaching Fellowship.
- Previous coaching stops at Delaware, Michigan and Liberty.
- Played three seasons for the Jacksonville Jaguars (2012-14), including a 32-catch, 446-yard, two-TD season in 2013.
- Two-time All-America selection at Liberty at WR and QB.
- Brown and his wife, Dymond, have a son, Mike III.

**PERRY ELIANO****CORNERBACKS**

SECOND SEASON • STEPHEN F. AUSTIN '00

- Has spent nearly 20 seasons in the coaching ranks, and enters his second year at UC, mentoring the cornerbacks, including the All-AAC backfield duo of Coby Bryant and Ahmad Gardner.
- Came to UC after a two-year stint as the special teams coordinator and cornerbacks coach at New Mexico.
- Also coached at Bowling Green, Central Arkansas, Sam Houston, UTSA and his alma mater, Stephen F. Austin.
- Killeen, Texas native played S for the Lumberjacks (1996-99).
- He and his wife, Regenia, have two sons, Amari and Evan.

**RON CROOK****OFFENSIVE LINE**

FIFTH SEASON • WEST LIBERTY STATE '91

- Coached an all-conference selection in each of his first four years at UC, including NFL players Korey Cunningham, Dino Boyd and James Hudson.
- Has mentored offensive linemen from coast-to-coast, with stops at West Virginia, Stanford, Harvard, Illinois, West Liberty State, Glenville State, Clarion and West Virginia Tech.
- Was as a GA working with the OL at UC in 1993.
- Crook and his wife, Stacy, have three children — Andrew, Cian and Kenley.

**COLIN HITSCHLER****SAFETIES**


FOURTH SEASON • PENN '10

- In his fourth year on staff and second coaching the safeties.
- Was a senior defensive analyst (2019) and quality control coach (2018). Came to UC after stints at South Alabama, Arkansas State, Widener (Pa.) and Salve Regina (R.I.).
- Worked as a player personnel assistant for Kansas City in 2010 and as a training camp assistant for Philadelphia in 2009.
- Wrestled at Pennsylvania for four years before earning his degree in 2010.
- He and his wife Rebecca have a daughter, Catherine.

**DARREN PAIGE****RUNNING BACKS**

FIRST SEASON • FINDLAY '08

- Came to UC in 2021 after two years at Eastern Michigan.
- Coached wideouts for almost a decade with stops at Stony Brook, Holy Cross, Midwestern State, Kent State and Gannon.
- Spent the summer of 2017 with the NFL's Tennessee Titans as part of the Bill Walsh Minority Fellowship Program.
- Played professionally for the Peoria Pirates and collegiately at Miami (OH) and Findlay.
- The native of Rossford, Ohio, and his wife, Amanda, have a son, Brandon (Zek), and a daughter, Aniyah.

**GREG SCRUGGS****DEFENSIVE LINE**

THIRD SEASON • LOUISVILLE '11

- Cincinnati native joined the UC staff in 2018 and moved to the full-time coaching staff in 2020
- Former standout player at St. Xavier HS, the University of Louisville and a two-time Super Bowl Champion.
- Spent 2018 and 2019 as the Bearcats' director of player development and NFL liaison.
- Serves on the international board of directors and as a national spokesperson for Boys Hope Girls Hope.
- Scruggs has a son, Koven.

**BRADY COLLINS**

DIRECTOR / FOOTBALL SPORTS PERFORMANCE
FIFTH SEASON • OTTERBEIN '09

- Creates, implements and oversees a modern and comprehensive sports performance program which allows student-athletes maximize their athletic potential with the latest techniques.
- Came to UC after spending the two seasons at Ohio State as a strength coach with the football team.
- Previously worked at Mississippi State, Kentucky and for the Cincinnati Bengals.
- Collins and his wife, Allie, are the parents of a daughter, Kaylee and a son, Crew.

**GREG GILLUM**

CHIEF OF STAFF

SECOND SEASON • OHIO STATE '83

- Oversees the day-to-day operations of the coaching staff and manage the football budget.
- Coordinates the execution of strategic initiatives and serves as a liaison between the football program and athletics. Manages the recruiting office along with the oversight of player development, academics and community service.
- Spent 10 years at Ohio State and coached at Akron and Ashland.
- Gillum and his wife Jody have two sons, Tyler and Tanner, and a daughter, Myriah.



JASON ACHAUER
EQUIPMENT




LAUREN BAKER
SPORTS MEDICINE



ARMON BINNS
QUALITY CONTROL



MICHAEL BREWSTER
QUALITY CONTROL



CAM CLEMENSTON
GRADUATE ASSISTANT



DANNY FOLINO
SPORTS PERFORMANCE




PARRISH GAINES
GRADUATE ASSISTANT



MICHELE GALVIN
SPORTS MEDICINE




ZACH HIGGINS
SPORTS PERFORMANCE



AARON HIMMLER
SPORTS MEDICINE




DALVIN JONES
EQUIPMENT



PAT LAMBERT
RECRUITING




NATE LETTON
GRADUATE ASSISTANT



MITCH MAROTTI
OPERATIONS



SHERRY MURRAY
ADMINISTRATION



ADAM NIEMEYER
VIDEO



JEREMIAH ORTIZ
SPORTS PERFORMANCE




JIMMY RODENBERG
SPORTS PERFORMANCE




AUSTIN SCHAFFER
RECRUITING




KELSEY SHARKEY
NEW MEDIA



NICK SHARP
ANALYST



JAKE SOPKO
GRADUATE ASSISTANT



MAX STIENECKER
RECRUITING



JOHN WIDECAN
OPERATIONS

FIELD GOALS (MADE) MISSED

FG SEQUENCE	CINCINNATI	OPPONENTS
Miami [OH]	-	-
Murray State	37	33

TURNOVERS

Takeaways.....	4 (3 Interceptions, 1 Fumble)
Turnovers.....	3 (2 Interceptions, 1 Fumble)

Points Off Turnovers

Cincinnati.....	14
Opponents.....	7

Points Off Turnovers/Game

Cincinnati.....	7.0
Opponents.....	3.5

GAME	GIVEAWAYS			TAKEAWAYS			+/-
	FUM	INT	TOT	FUM	INT	TOT	
Miami [OH]	0	2	2	0	0	0	-2
Murray State	1	0	1	1	3	4	+3

OPENING DRIVES — OFFENSE

GAME	1ST	2ND
Miami [OH]	Touchdown	Punt
Murray State	Punt	Touchdown

OPENING DRIVES — DEFENSE

GAME	1ST	2ND
Miami [OH]	Punt	Punt
Murray State	Interception	Punt

UC ON COIN FLIPS

GAME	RESULT	SCORE
Miami [OH]	L (Receive)	W, 49-14
Murray State	W (Defer)	W, 42-7

THE BEARCATS - A FICKELL-ERA COMPARISON

CATEGORY	2017	2018	2019	2020	2021
Points Per Game	20.9	35.0	29.6	37.5	45.5
Total TDs	31	43	49	49	13
Yards Per Game	351.8	449.6	390.3	451.0	466.5
Yards Per Play	5.2	6.0	5.5	6.7	8.2
Rushing Yards Per Game	135.3	235.6	208.0	212.4	188.5
Rushing Yards Per Carry	4.4	5.1	4.7	5.6	6.0
Passing Yards Per Game	216.4	214.0	182.3	238.6	278.0
Passing Yards Per Attempt	6.0	7.6	6.8	8.1	10.9
Penalties/Yards/Per Game	94/876/73.0	71/680/75.6	123/977/69.8	88/768/76.8	11/85/42.5
Third-Down Conversion	39%	45%	43%	45%	44%
Red Zone Conversion (TDs)	75% (55 TDs)	80% (71 TDs)	83% (66 TDs)	80% (67 TDs)	89% (ALL TDs)
Takeaways	11 (5 INT/6 FR)	20 (12 INT/8 FR)	26 (16 INT/10 FR)	21 (16 INT/5 FR)	4 (3 INT/1 FR)
Giveaways	16 (9 INT/7 FL)	20 (7 INT/13 FL)	20 (11 INT/9 FL)	16 (6 INT/10 FL)	3 (2 INT, 1 FL)
Points Allowed Per Game	31.8	14.0	20.6	16.8	10.5
Total TDs Allowed	42	15	32	17	3
Yards Allowed Per Game	428.5	273.4	361.4	324.6	260.0
Yards Allowed Per Play	5.8	4.2	5.1	4.6	3.7
Rushing Yards Allowed	192.4	102.6	138.6	111.1	131.0
Yards Allowed Per Carry	4.4	3.2	3.6	3.1	3.2
Passing Yards Allowed	236.1	170.9	222.8	213.5	129.0
Yards Allowed Per Attempt	8.0	5.3	6.9	6.0	4.5
Opponent Third-Down Conversion	43%	26%	38%	35%	33%
Opponent Red Zone Conversion (TDs)	87% (52 TDs)	77% (55 TDs)	73% (43 TDs)	74% (44 TDs)	40% (ALL TDs)

MILESTONE VICTORIES

NO.	DATE	SCORE	OPPONENT	PLACE
1	11/14/85	26-6	Mt. Auburn	Cincinnati
50	10/18/02	6-0	Indianapolis	Cincinnati
100	11/02/18	6-0	Fort Thomas	Cincinnati
150	10/29/32	25-6	Wittenberg	Cincinnati
200	09/22/45	30-0	Denison	Cincinnati
250	10/11/52	20-13	Xavier	Cincinnati
300	11/25/61	19-13	Detroit	Cincinnati
350	11/27/71	19-16	Louisville	Louisville, Ky.
400	10/09/82	34-14	Long Beach	Cincinnati
450	10/28/95	55-19	N. Illinois	DeKalb, Ill.
500	10/30/04	21-10	TCU	Cincinnati
550	10/09/10	45-3	Miami [OH]	Cincinnati
600	10/24/16	27-20	Miami [OH]	Cincinnati

Currently 639 wins

WEEKLY HONORS

AMERICAN ATHLETIC CONFERENCE

Sept. 6	Desmond Ridder	Honor Roll
---------	----------------	------------

DAVEY O'BRIEN GREAT 8 LIST

Sept. 6	Desmond Ridder
---------	----------------

MANNING AWARD STAR OF THE WEEK

Sept. 6	Desmond Ridder
---------	----------------

TEAM WEEKLY AWARDS

Miami [OH]	Ridder (offense), Vann (defense), Wright (ST)
Murray State	Ford (offense), Dublank (defense), Scott (ST)



ADAMS, Will
TACKLES: 1, East Carolina, 11/13/20 (1-0)
FUMBLES RECOVERED: 1, East Carolina, 11/13/20

BACEVICH, Blake
TACKLES: 2, Alabama A&M, 09/15/18 (1-1); Memphis, 10/31/20 (1-1)

BAKER, DeMarco
TACKLES: 1, at Marshall, 09/28/19 (0-1)

BEAVERS, D.
ALL-PURPOSE YARDS: 8, USF, 10/03/20
INTERCEPTIONS: 1, USF, 10/03/20; Tulsa, 12/19/20
LONG INTERCEPTION RETURN: 8, USF, 10/03/20
TACKLES: 12, at UCF, 11/21/20 (8-4)
SACKS: 1.5, at UCF, 11/21/20 (1-1)
TACKLES FOR LOSS: 4.0, at UCF, 11/21/20 (3-1)
PASS BREAKUPS: 1, Memphis, 10/31/20; Tulsa, 12/19/20

BROOKS, Curtis
TACKLES: 5, 5 times
SACKS: 2.0, UConn, 11/09/19 (2-0)
TFLS: 2.0, UConn, 11/09/19 (2-0)
FUMBLES FORCED: 1, at SMU, 10/24/20
FUMBLES RECOVERED: 1 [t-6th], UCLA, 08/29/19
PASS BREAKUPS: 1, at Houston, 10/12/19 ; Tulsa, 10/19/19

BROWN, Marcus
TACKLES: 5, Tulsa, 10/19/19 (2-3); UConn, 11/09/19 (0-5)
SACKS: 2.0, Tulsa, 10/19/19 (2-0)
TFLS: 2.0, at Houston, 10/12/19 (2-0); Tulsa, 10/19/19 (2-0); at SMU, 10/24/20 (2-0)
FUMBLES FORCED: 1 [t-9th], Tulsa, 10/19/19
FUMBLES RECOVERED: 1 [t-6th], Tulsa, 10/19/19
PASS BREAKUPS: 2, at ECU, 11/18/17

BRYANT, Ben
POINTS SCORED: 6, Austin Peay, 09/19/20 ; at Memphis, 11/29/19
TOUCHDOWNS: 1, Austin Peay, 09/19/20 ; at Memphis, 11/29/19
RUSH ATTEMPTS: 11, at Memphis, 11/29/19
RUSH YARDS: 55, Austin Peay, 09/19/20 (4 carries)
RUSH TDS: 1, Austin Peay, 09/19/20 ; at Memphis, 11/29/19
LONG RUSH: 40, Austin Peay, 09/19/20
PASS ATTEMPTS: 32, at Memphis, 11/29/19
PASS COMPLETIONS: 20, at Memphis, 11/29/19
PASS YARDS: 229, at Memphis, 11/29/19
PASS TDS: 1, Austin Peay, 09/19/20 ; at Memphis, 11/29/19
HAD INTERCEPTED: 2, at Memphis, 11/29/19
LONG PASS: 56, at Marshall, 09/28/19
TOTAL OFFENSE ATTEMPTS: 43, at Memphis, 11/29/19 (11 rush,32 pass)
TOTAL OFFENSE YARDS: 228, at Memphis, 11/29/19 [-1 rush,229 pass)
ALL-PURPOSE YARDS: 55, Austin Peay, 09/19/20

BRYANT, Coby
POINTS SCORED: 2, Temple, 11/23/19
INTERCEPTIONS: 2, USF, 10/03/20 ; at Temple, 10/20/18
LONG INTERCEPTON RETURN: 24, East Carolina, 11/13/20
TACKLES: 8, at East Carolina, 11/02/19 (7-1); vs Virginia Tech, 12/31/18 (7-1)
TFLS: 1.0, USF, 10/03/20 (1-0); at USF, 11/16/19 (1-0); at Memphis, 12/07/19 (1-0)
FUMBLES FORCED: 1, Tulane, 10/06/18; Tulsa, 12/19/20; Miami (OH), 09/04/21
PASS BREAKUPS: 3, at Temple, 10/20/18; at East Carolina, 11/02/19

BUSH, Arquon
POINTS SCORED: 6, ECU, 11/23/18
TOUCHDOWNS: 1, ECU, 11/23/18
ALL-PURPOSE YARDS: 36, ECU, 11/23/18

INTERCEPTIONS: 2, ECU, 11/23/18
LONG INTERCEPTION RETURN: 36, ECU, 11/23/18
TACKLES: 6, Tulsa, 10/19/19 (3-3)
SACKS: 1, Miami (OH), 09/04/21 (1-0)
TFLS: 1.5, Army, 09/26/20 (1-0)
FUMBLES FORCED: 1, Tulsa, 10/19/19
FUMBLES RECOVERED: 1, ECU, 11/23/18
PASS BREAKUPS: 2, Tulsa, 10/19/19 ; ECU, 11/23/18 ; at Memphis, 12/07/19

COOK, Bryan
TACKLES: 9, Houston, 11/07/20 (6-3)
TFLS: 1.0, Austin Peay, 09/19/20 (1-0)
PASS BREAKUPS: 1, 4 times

DAVIS, Noah
RECEPTIONS: 1, Murray State, 09/11/21
RECEIVING YARDS: 2, Murray State, 09/11/21
LONG RECEPTION: 2, Murray State, 09/11/21
RECEIVING TDS: 1, Murray State, 09/11/21

DINGLE, Jacob
TACKLES: 4, East Carolina, 11/13/20 (2-2), Miami (OH), 09/04/21 (3-1)

DUBLANKO, Joel
RUSH ATTEMPTS: 1, East Carolina, 11/13/20
RUSH YARDS: 29, East Carolina, 11/13/20 (1 carries)
LONG RUSH: 29, East Carolina, 11/13/20
ALL-PURPOSE YARDS: 29, East Carolina, 11/13/20
KICK RETURNS: 1, at Temple, 10/20/18 ; USF, 11/10/18
KICK RETURN YARDS: 17, USF, 11/10/18 (1 returns)
LONG KICK RETURN: 17, USF, 11/10/18
TACKLES: 8, 4 times
SACKS: 1.0, UConn, 11/09/19 (1-0)
TFLS: 2.0, Army, 09/26/20 (2-0), Murray State, 09/11/21 (2-4)
FUMBLES FORCED: 1 [t-9th], at Houston, 10/12/19
FUMBLES RECOVERED: 1 [t-6th], Army, 09/26/20

FISCHER, Wyatt
RECEPTIONS: 1, vs Boston College, 01/02/20
RECEIVING YARDS: 7, vs Boston College, 01/02/20 (1 receptions)
LONG RECEPTION: 7, vs Boston College, 01/02/20
ALL-PURPOSE YARDS: 7, vs Boston College, 01/02/20
PUNT RETURNS: 1, Tulsa, 10/19/19
PUNT RETURN YARDS: -10, Tulsa, 10/19/19 (1 returns)
TACKLES: 1, UConn, 11/09/19 (1-0)

FLETCHER, Mason
PUNT ATTEMPTS: 4, Murray State, 09/11/21
PUNT YARDS: 181, Murray State, 09/11/21
LONGEST PUNT: 50, Murray State, 09/11/21

FORD, Jerome
POINTS SCORED: 18, Murray State, 09/11/21
TOUCHDOWNS: 3, Murray State, 09/11/21
RUSH ATTEMPTS: 18, Murray State, 09/11/21
RUSH YARDS: 116, Memphis, 10/31/20 (9 carries)
RUSH TDS: 2, Memphis, 10/31/20, East Carolina, 11/13/20
LONG RUSH: 48, Memphis, 10/31/20
RECEPTIONS: 4, Tulsa, 12/19/20
RECEIVING YARDS: 24, Tulsa, 12/19/20 (4 receptions)
LONG RECEPTION: 15, Tulsa, 12/19/20
TOTAL OFFENSE ATTEMPTS: 18, Murray State, 09/11/21
TOTAL OFFENSE YARDS: 116, Memphis, 10/31/20 (116 rush,0 pass)

SINGLE-GAME HIGHS

GARDNER, Ahmad

POINTS SCORED: 6, UCF, 10/04/19 ; at East Carolina, 11/02/19
TOUCHDOWNS: 1, UCF, 10/04/19 ; at East Carolina, 11/02/19
ALL-PURPOSE YARDS: 62, at East Carolina, 11/02/19
INTERCEPTIONS: 1, 7 times
LONG INTERCEPTION RETURN: 62, at East Carolina, 11/02/19
TACKLES: 8, Austin Peay, 09/19/20 (3-5)
SACKS: .5, Houston, 11/07/20 (0-1)
TFLS: .5, Houston, 11/07/20 (0-1)
PASS BREAKUPS: 2, 4 times

HARRIS, Justin

TACKLES: 3, Austin Peay, 09/19/20 (1-2)
TFLS: 1.0, at SMU, 10/24/20 (1-0)
PASS BREAKUPS: 1, UCF, 10/04/19

HICKS, JaVon

ALL-PURPOSE YARDS: 70, at Memphis, 12/07/19
INTERCEPTIONS: 2, at Houston, 10/12/19
LONG INTERCEPTION RETURN: 70 [8th], at Memphis, 12/07/19
TACKLES: 9, at USF, 11/16/19 (8-1)
TFLS: .5, Temple, 11/23/19 (0-0)
FUMBLES FORCED: 1, at Ohio State, 09/07/19 ; at USF, 11/16/19
FUMBLES RECOVERED: 1, 4 times
PASS BREAKUPS: 1, USF, 10/03/20 ; Tulsa, 10/19/19

HUBER, Wilson

POINTS SCORED: 6, Alabama A&M, 09/15/18
TOUCHDOWNS: 1, Alabama A&M, 09/15/18
RUSH ATTEMPTS: 1, at Memphis, 11/29/19
RUSH YARDS: 13, at Memphis, 11/29/19 (1 carries)
RUSH TDS: 1, Alabama A&M, 09/15/18
LONG RUSH: 13, at Memphis, 11/29/19
RECEPTIONS: 1, at UCLA, 09/01/18 ; Ohio, 09/22/18
RECEIVING YARDS: 16, at UCLA, 09/01/18 (1 receptions)
LONG RECEPTION: 16, at UCLA, 09/01/18
TOTAL OFFENSE ATTEMPTS: 1, at Memphis, 11/29/19 (1 rush,0 pass)
TOTAL OFFENSE YARDS: 13, at Memphis, 11/29/19 (13 rush,0 pass)
ALL-PURPOSE YARDS: 16, at UCLA, 09/01/18
TACKLES: 2, Miami (OH), 09/14/19 (0-2); Austin Peay, 09/19/20 (2-0), Murray State, 09/11/21 (1-1)
TFLS: 1.0, Austin Peay, 09/19/20 (1-0)
PASS BREAKUPS: 1, vs Boston College, 01/02/20, Murray State, 09/11/21
BLOCKED KICKS: 1, at USF, 11/16/19 ; at Memphis, 12/07/19

INGLE, Brody

TACKLES: 5, Austin Peay, 09/19/20 (0-5); USF, 10/03/20 (3-2)

JONES, Daved

TACKLES: 2, Austin Peay, 09/19/20 (1-1); USF, 10/03/20 (0-2), Murray State, 09/11/21 (1-1)
TFLS: 1, Murray State, 09/11/21
PASS BREAKUPS: 1, Austin Peay, 09/19/20

JONES, Cam

RECEPTIONS: 1, East Carolina, 11/13/20
RECEIVING YARDS: 11, East Carolina, 11/13/20 (1 reception)
LONG RECEPTION: 11, East Carolina, 11/13/20
ALL-PURPOSE YARDS: 11, East Carolina, 11/13/20

JONES, Jordan

RECEPTIONS: 5, vs. Eastern Illinois, 9/1/18
RECEIVING YARDS: 132, vs. Eastern Illinois, 9/1/18
RECEIVING TDS: 1, (4x) last vs. Eastern Illinois, 9/1/18
LONG RECEPTION: 65, vs. Missouri, 11/24/17

RUSHES: 2, vs. Texas A&M, 9/23/17
RUSHING YARDS: 50, vs. Texas A&M, 9/23/17
LONG RUSH: 30, vs. Texas A&M, 9/23/17

KOPAYGORODSKY, Michael

POINTS SCORED: 6, at Marshall, 09/28/19
TOUCHDOWNS: 1, at Marshall, 09/28/19
RUSH ATTEMPTS: 5, Alabama A&M, 09/15/18 ; at Marshall, 09/28/19
RUSH YARDS: 26, Alabama A&M, 09/15/18 (5 carries)
RUSH TDS: 1, at Marshall, 09/28/19
LONG RUSH: 14, Alabama A&M, 09/15/18
TOTAL OFFENSE ATTEMPTS: 5, Alabama A&M, 09/15/18 (5 rush,0 pass); at Marshall, 09/28/19 (5 rush,0 pass)
TOTAL OFFENSE YARDS: 26, Alabama A&M, 09/15/18 (26 rush,0 pass)
ALL-PURPOSE YARDS: 26, Alabama A&M, 09/15/18
KICK RETURNS: 1, Tulsa, 10/19/19
KICK RETURN YARDS: 13, Tulsa, 10/19/19 (1 returns)
LONG KICK RETURN: 13, Tulsa, 10/19/19
TACKLES: 2, Temple, 11/23/19 (1-1)

MCCLELLAND, C.

POINTS SCORED: 6, 5 times
TOUCHDOWNS: 1, 5 times
RUSH ATTEMPTS: 16, Alabama A&M, 09/15/18
RUSH YARDS: 121, Alabama A&M, 09/15/18 (16 carries)
RUSH TDS: 1, 4 times
LONG RUSH: 55, ECU, 11/23/18
RECEPTIONS: 2, at SMU, 10/27/18 ; ECU, 11/23/18 ; vs Virginia Tech, 12/31/18
RECEIVING YARDS: 47, vs Virginia Tech, 12/31/18 (2 receptions)
RECEIVING TDS: 1, vs Virginia Tech, 12/31/18
LONG RECEPTION: 38, vs Virginia Tech, 12/31/18
TOTAL OFFENSE ATTEMPTS: 16, Alabama A&M, 09/15/18 (16 rush,0 pass)
TOTAL OFFENSE YARDS: 121, Alabama A&M, 09/15/18 (121 rush,0 pass)
ALL-PURPOSE YARDS: 144, ECU, 11/23/18
KICK RETURNS: 4, at UCF, 11/17/18
KICK RETURN YARDS: 70, at UCF, 11/17/18 (4 returns)
LONG KICK RETURN: 24, at UCF, 11/17/18
TACKLES: 1, Austin Peay, 09/19/20 (1-0); Army, 09/26/20 (1-0)

MCCONNELL, V.

TACKLES: 1, at Ohio State, 09/07/19 (1-0)

METZ, Lorenz

BLOCKED KICKS: 1, Temple, 11/23/19

MONTGOMERY, R.

POINTS SCORED: 6, vs Boston College, 01/02/20 ; UConn, 11/09/19
TOUCHDOWNS: 1, vs Boston College, 01/02/20 ; UConn, 11/09/19
RUSH ATTEMPTS: 7, vs Boston College, 01/02/20
RUSH YARDS: 47, vs Boston College, 01/02/20 (7 carries)
RUSH TDS: 1, vs Boston College, 01/02/20 ; UConn, 11/09/19
LONG RUSH: 26, Miami (OH), 09/14/19
RECEPTIONS: 1, Memphis, 10/31/20; Houston, 11/07/20, Miami (OH), 09/04/21
RECEIVING YARDS: 10, Memphis, 10/31/20 (1 receptions)
LONG RECEPTION: 10, Memphis, 10/31/20
TOTAL OFFENSE ATTEMPTS: 7, vs Boston College, 01/02/20 (7 rush,0 pass)
TOTAL OFFENSE YARDS: 47, vs Boston College, 01/02/20 (47 rush,0 pass)
ALL-PURPOSE YARDS: 92, Miami (OH), 09/14/19
PUNT RETURNS: 5, Miami (OH), 09/14/19 ; UConn, 11/09/19
PUNT RETURN YARDS: 57, Miami (OH), 09/14/19 (5 returns)
LONG PUNT RETURN: 25, UCLA, 08/29/19
KICK RETURNS: 2, East Carolina, 11/13/20
KICK RETURN YARDS: 41, East Carolina, 11/13/20 (2 returns)
LONG KICK RETURN: 32, Tulsa, 12/19/20

PACE, Deshawn

TACKLES: 8, Miami (OH), 09/04/21 [2-6]
TFLS: 1, Miami (OH), 09/04/21 [1-2]
FUMBLES FORCED: 1, East Carolina, 11/13/20
FUMBLES RECOVERED: 1, Murray State, 09/11/21

PHILLIPS, Eric

TACKLES: 3, East Carolina, 11/13/20 [0-3]

PIERCE, Alec

POINTS SCORED: 6, 4 times
TOUCHDOWNS: 1, 4 times
RECEPTIONS: 6, at Marshall, 09/28/19
RECEIVING YARDS: 146, Tulsa, 12/19/20 [5 receptions]
RECEIVING TDS: 1, 4 times
LONG RECEPTION: 52, UCLA, 08/29/19
ALL-PURPOSE YARDS: 146, Tulsa, 12/19/20
TACKLES: 2, Navy, 11/03/18 [1-1]

PRATER, Evan

RUSH ATTEMPTS: 4, Miami (OH), 09/04/21
RUSH YARDS: 38, Miami (OH), 09/04/21
LONG RUSH: 16, Miami (OH), 09/04/21
TOTAL OFFENSE ATTEMPTS: 6, Murray State, 09/11/21 [3 rush, 3 pass]
TOTAL OFFENSE YARDS: 38, Miami (OH), 09/04/21 [4 rush, 1 pass]
ALL-PURPOSE YARDS: 38, Miami (OH), 09/04/21

RIDDER, Desmond

POINTS SCORED: 18, three times
TOUCHDOWNS: 3, three times
RUSH ATTEMPTS: 21, vs Boston College, 01/02/20
RUSH YARDS: 179, at SMU, 10/24/20 [8 carries]
RUSH TDS: 3, three times
LONG RUSH: 91, at SMU, 10/24/20
PASS ATTEMPTS: 50 [t-10th], at SMU, 10/27/18
PASS COMPLETIONS: 33 [1st], at SMU, 10/27/18
PASS YARDS: 352, at SMU, 10/27/18
PASS TDS: 4, at Marshall, 09/28/19; ECU, 11/23/18
HAD INTERCEPTED: 3, USF, 10/03/20
LONG PASS: 81, Miami (OH), 09/04/21
TOTAL OFFENSE ATTEMPTS: 67, at SMU, 10/27/18 [17 rush, 50 pass]
TOTAL OFFENSE YARDS: 402, East Carolina, 11/13/20 [75 rush, 327 pass]
ALL-PURPOSE YARDS: 179, at SMU, 10/24/20
TACKLES: 1, at SMU, 10/24/20 [1-0]

SANDERS, Myjai

TACKLES: 6, Tulsa, 10/19/19 [3-3]; Memphis, 10/31/20 [5-1]
SACKS: 2.0, Tulsa, 12/19/20 [2-0]
TFLS: 2.5, Memphis, 10/31/20 [2-1]
FUMBLES FORCED: 1, Tulsa, 10/19/19
FUMBLES RECOVERED: 1, Miami (OH), 09/14/19
PASS BREAKUPS: 2, Houston, 11/07/20

SCOTT, Tyler

RUSH ATTEMPTS: 1, Austin Peay, 09/19/20
RUSH YARDS: 20, Austin Peay, 09/19/20 [1 carries]
LONG RUSH: 20, Austin Peay, 09/19/20
RECEPTIONS: 4, Murray State, 09/11/21
RECEIVING YARDS: 81, Miami (OH), 09/04/21 [1 reception]
RECEIVING TDS: 1, Miami (OH), 09/04/21, Murray State, 09/11/21
LONG RECEPTION: 81, Miami (OH), 09/04/21
TOTAL OFFENSE ATTEMPTS: 1, Miami (OH), 09/04/21 [1 pass, 0 rush]
TOTAL OFFENSE YARDS: 81, Miami (OH), 09/04/21
ALL-PURPOSE YARDS: 81, Miami (OH), 09/04/21

SHEPPARD, J.

TACKLES: 4, Austin Peay, 09/19/20 [4-0]
TFLS: 1.0, Austin Peay, 09/19/20 [1-0]

SMITH, Cole

POINTS SCORED: 12, at UCF, 11/21/20
KICK PATS: 9, Alabama A&M, 09/15/18
POINTS BY KICKING: 12, at UCF, 11/21/20
FIELD GOALS MADE: 3, at UCF, 11/21/20
FIELD GOAL ATTEMPTS: 4, at Temple, 10/20/18
LONGEST FIELD GOAL: 50, Tulsa, 10/19/19
TACKLES: 2, vs Boston College, 01/02/20 [1-1]; East Carolina, 11/13/20 [2-0]

TAYLOR, Jabari

TACKLES: 5, UConn, 11/09/19 [1-4]
SACKS: 1.0, vs Boston College, 01/02/20 [1-0]; Memphis, 10/31/20 [1-0]
TFLS: 2.0, Memphis, 10/31/20 [2-0]
PASS BREAKUPS: 1, Memphis, 10/31/20

TAYLOR, Leonard

POINTS SCORED: 6, at UCF, 11/21/20; at Memphis, 11/29/19, Miami (OH), 09/04/21
TOUCHDOWNS: 1, at UCF, 11/21/20; at Memphis, 11/29/19, Miami (OH), 09/04/21
RECEPTIONS: 6, at UCF, 11/21/20
RECEIVING YARDS: 76, at UCF, 11/21/20 [6 receptions]
RECEIVING TDS: 1, at UCF, 11/21/20; at Memphis, 11/29/19, Miami (OH), 09/04/21
LONG RECEPTION: 25, Memphis, 10/31/20
ALL-PURPOSE YARDS: 76, at UCF, 11/21/20
KICK RETURNS: 1, Alabama A&M, 09/15/18; at East Carolina, 11/02/19
KICK RETURN YARDS: 13, at East Carolina, 11/02/19 [1 returns]
LONG KICK RETURN: 13, at East Carolina, 11/02/19
TACKLES: 1, Army, 09/26/20 [0-1]; USF, 10/03/20 [1-0]

THOMAS, Jaheim

TACKLES: 2, Miami (OH), 09/04/21 [1-1], Murray State, 09/11/21 [0-2]

THOMPSON, Jadon

RECEPTIONS: 4, Miami (OH), 09/04/21
RECEIVING YARDS: 79, Miami (OH), 09/04/21
LONG RECEPTION: 47, Miami (OH), 09/04/21
ALL-PURPOSE YARDS: 79, Miami (OH), 09/04/21
TACKLES: 1, Memphis, 10/31/20 [1-0]

TUCKER, Tre

POINTS SCORED: 6, 4 times
TOUCHDOWNS: 1, 4 times
RUSH ATTEMPTS: 2, Miami (OH), 09/14/19; at Memphis, 12/07/19
RUSH YARDS: 32, vs Boston College, 01/02/20 [1 carries]
LONG RUSH: 32, vs Boston College, 01/02/20
RECEPTIONS: 4, East Carolina, 11/13/20
RECEIVING YARDS: 69, East Carolina, 11/13/20 [4 receptions]
RECEIVING TDS: 1, Austin Peay, 09/19/20; Memphis, 10/31/20; East Carolina, 11/13/20
LONG RECEPTION: 56, at Marshall, 09/28/19
TOTAL OFFENSE ATTEMPTS: 2, twice
TOTAL OFFENSE YARDS: 32, vs Boston College, 01/02/20 [32 rush, 0 pass]
ALL-PURPOSE YARDS: 121, Tulsa, 12/19/20
PUNT RETURNS: 1, at Houston, 10/12/19
PUNT RETURN YARDS: 2, at Houston, 10/12/19 [1 returns]
LONG PUNT RETURN: 2, at Houston, 10/12/19
KICK RETURNS: 4, at USF, 11/16/19; Tulsa, 12/19/20
KICK RETURN YARDS: 111, Tulsa, 12/19/20 [4 returns]
LONG KICK RETURN: 97 [t-4th], USF, 10/03/20
TACKLES: 1, 9 times

VAN FOSSEN, Ty

TACKLES: 8, Houston, 11/07/20 [6-2]; UConn, 11/09/19 [4-4]

SINGLE-GAME HIGHS

SACKS: 1.0, USF, 10/03/20 [1-0]; East Carolina, 11/13/20 [1-0]

TFLS: 3.0, Houston, 11/07/20 [3-0]

FUMBLES RECOVERED: 1, Memphis, 10/31/20

PASS BREAKUPS: 1, UConn, 11/09/19; vs Virginia Tech, 12/31/18

VANN, Malik

TACKLES: 6, Miami [OH], 09/04/21 [4-2]

SACKS: 2.0, Miami [OH], 09/14/19 [2-0]

TFLS: 2.0, Miami [OH], 09/14/19 [2-0]

PASS BREAKUPS: 1, at Houston, 10/12/19, Miami [OH], 09/04/21

WARD, Taj

TACKLES: 4, Miami [OH], 09/14/19 [2-2]

WHYLE, Josh

POINTS SCORED: 6, 7 times

TOUCHDOWNS: 1, 7 times

RECEPTIONS: 5, Houston, 11/07/20; at UCF, 11/21/20

RECEIVING YARDS: 81, at UCF, 11/21/20 [5 receptions]

RECEIVING TDS: 1, 7 times

LONG RECEPTION: 32, UConn, 11/09/19

ALL-PURPOSE YARDS: 81, at UCF, 11/21/20

TACKLES: 1, Army, 09/26/20 [1-0]; Tulsa, 12/19/20 [1-0]

WRIGHT, Ethan

RUSH ATTEMPTS: 2, Murray State, 09/11/21

RUSH YARDS: 3, Murray State, 09/11/21

LONG RUSH: 3, Murray State, 09/11/21

RECEPTIONS: 2, East Carolina, 11/13/20

RECEIVING YARDS: 21, East Carolina, 11/13/20 [2 receptions]

LONG RECEPTION: 13, East Carolina, 11/13/20

ALL-PURPOSE YARDS: 21, East Carolina, 11/13/20

TACKLES: 1, Memphis, 10/31/20 [1-0]

YOUNG, Michael

POINTS SCORED: 6, five times

TOUCHDOWNS: 1, five times

RUSH ATTEMPTS: 1, four times

RUSH YARDS: 6, Miami [OH], 09/30/17 [1 carry]

LONG RUSH: 6, Miami [OH], 09/30/17

RECEPTIONS: 5, Army, 09/26/20, Memphis, 10/31/20

RECEIVING YARDS: 66, at Wake Forest, 09/22/18 [1 reception]

RECEIVING TDS: 1, five times

LONG RECEPTION: 66, at Wake Forest, 09/22/18

ALL-PURPOSE YARDS: 112, at Northwestern, 11/03/18

KICK RETURNS: 3, at Northwestern, 11/03/18

KICK RETURN YARDS: 66, Vanderbilt, 09/15/18 [2 returns]

LONG KICK RETURN: 48, Vanderbilt, 09/15/18

2021 CINCINNATI FOOTBALL

STARTERS											
OFFENSE	LT	LG	C	RG	RT	TE	WR	WR	WR	QB	RB
MIAMI (OH)	Williams	Cooper	Renfro	McConnell	O'Quinn	Whyle	Taylor (TE)	Young	Pierce	Ridder	Ford
MURRAY STATE	Williams	Cooper	Renfro	McConnell	O'Quinn	Whyle	Taylor (TE)	Young	Pierce	Ridder	Ford

DEFENSE	DE	DT	DE	WLB	MLB	SLB	CB	S	S	CB	NK
MIAMI (OH)	Vann	Brooks	Sanders	Beavers	Dublanke	Van Fossen	Gardner	Cook	Bush	Bryant	Hicks
MURRAY STATE	Vann	Brooks	Sanders	Beavers	Dublanke	Van Fossen	Gardner	Cook	Bush	Bryant	Hicks

START CHART											
PLAYER	2021	CAR.	CONS.	PLAYER	2021	CAR.	CONS.	Leonard Taylor, TE	2	9	2
Darrian Beavers, LB	2	29 *	13	Wilson Huber, TE	0	1	0	Jadon Thompson, WR	0	2	0
Curtis Brooks, DT	2	8	4	Jordan Jones, WR	0	7 *	0	Tre Tucker, WR	0	11	0
Marcus Brown, DT	4	10	0	Vincent McConnell, OL	2	16	9	Ty Van Fossen, LB	2	3	3
Coby Bryant, CB	2	36	26	Lorenz Metz, OL	0	13	0	Malik Vann, DE	2	3	2
Arquon Bush, CB	2	14	6	Dylan O'Quinn, OL	2	9	9	Josh Whyle, TE	2	4	2
Bryan Cook, S	2	4	3	Alec Pierce, WR	2	19	3	John Williams, OL	2	2	2
Jeremy Cooper, OL	0	7	0	Jake Renfro, OL	2	8	2	Colin Woodside, OL	0	1	0
Joel Dublanke, LB	2	11	3	Desmond Ridder, QB	2	37	14	Ethan Wright, RB	0	1	0
Jerome Ford, RB	2	4 *	3	Myjai Sanders, DE	2	26	26	Michael Young Jr., WR	2	13 *	12
Ahmad Gardner, CB	2	16	2	PLAYER	2021	CAR.	CONS.				
JaVon Hicks, S	2	17	2	Jabari Taylor, DT	0	11	0				

* - Beavers started 7 games @ UConn (2018), Ford started 1 game @ Alabama (2019), Jones started 6 games at Arkansas (2017), Young started 1 game at Notre Dame (2019)

LONG PLAYS

YDS.	TYPE	PLAYER(S)	OPP.
*81	Pass	Scott, Tyler from Ridder, Desmond	Miami (OH)
50	Rush	Ford, Jerome	Miami (OH)
48	Pass	Tucker, Tre from Ridder, Desmond	Murray State
47	Pass	Thompson, Jadon from Ridder, Desmond	Miami (OH)
38	Pass	Young, Michael from Ridder, Desmond	Murray State
27	Pass	Scott, Tyler from Ridder, Desmond	Murray State
*25	Rush	Ridder, Desmond	Miami (OH)
*23	Pass	Whyte, Josh from Ridder, Desmond	Miami (OH)
*23	Pass	Scott, Tyler from Ridder, Desmond	Murray State
22	Rush	McClelland, Charles	Miami (OH)
*21	Rush	Ford, Jerome	Miami (OH)
20	Rush	Ford, Jerome	Murray State

* touchdown scored on play

SCORING DRIVES

SEPT. 4 MIAMI (OH)

SCORING PLAY	QTR	CLOCK	PLAYS	YDS	TIME
Scott 81-yard pass from Ridder	1	14:15	2	84	0:43
Montgomery 8-yard pass from Ridder	1	8:01	8	97	3:33
Whyte 23-yard pass from Ridder	1	2:45	8	72	3:52
Ford 21-yard rush	2	8:03	5	68	2:46
Ridder 25-yard rush	2	2:53	5	49	3:04
Taylor 8-yard pass from Ridder	4	11:46	10	86	3:05
Prater 14-yard rush	4	0:23	7	83	2:02

SEPT. 11 MURRAY STATE

SCORING PLAY	QTR	CLOCK	PLAYS	YDS	TIME
Davis 2-yard pass from Ridder	2	9:41	6	40	2:16
Ford 13-yard rush	3	10:05	10	75	4:50
Ford 8-yard rush	3	4:58	8	55	3:08
Scott 23-yard pass from Ridder	4	14:13	1	23	0:06
Ford 3-yard rush	4	10:50	4	63	2:09
Singletary 18-yard pass from Prater	4	1:08	1	18	0:07

OVERTIME GAMES

YEAR	OPPONENT	W/L	LENGTH	REGULATION	FINAL
1996	Miami (Ohio)	W	30T	17-17	30-23
1997	at Houston *	L	20T	31-31	41-38
	at Miami (Ohio)	W	20T	24-24	34-31
1999	UAB *	L	OT	21-21	24-21
2000	at Wisconsin	L	OT	22-22	28-25
	at Memphis *	W	OT	10-10	13-10
2002	TCU *	W	OT	29-29	36-29
2003	Temple	W	30T	24-24	30-24
	at USF *	L	20T	10-10	24-17
2008	at No. 20 West Virginia *	W	OT	20-20	26-23
2012	at No. 16/14 Louisville *	L	OT	31-31	34-31
2013	No. 19/16 Louisville *	L	OT	24-24	31-24
2016	at Tulsa *	L	OT	34-34	40-37
2017	SMU *	L	OT	28-28	31-28
2018	at Temple *	L	OT	17-17	24-17
	at SMU *	W	OT	20-20	26-20

* - Conference Game

CINCINNATI'S RECORD IN...

All Overtime Games	7-9
One Overtime:	4-7
Two Overtimes:	1-2
Three Overtimes:	2-0
Overtime at Home	3-3
Overtime on the Road	4-6
Overtime Conference Games	4-8
Overtime Non-Conference Games	3-1
Overtime Coin Toss	8-8

POSSESSION RESULT	CINCINNATI	OPP.
Touchdowns	8	7
Field Goals	6	7
Missed Field Goals	0	3
Turnovers	6	5

2021 CINCINNATI FOOTBALL

SITUATIONAL RECORD

	2021	2020	2019	2018	2017	2016	2015	2014	2013	2012	2011	2010	2009	2008	2007	SINCE '07
Overall	2-0	9-1	11-3	11-2	4-8	4-8	7-6	9-4	9-4	10-3	10-3	4-8	12-1	11-3	10-3	122-57
Conference Games	0-0	6-0	7-1	6-2	2-6	3-4	4-4	7-1	6-2	5-2	5-2	4-3	7-0	6-1	4-3	67-36
When playing at home	2-0	7-0	6-0	6-0	2-4	3-4	5-1	5-1	5-1	6-1	5-1	3-4	6-0	6-0	4-2	72-19
When playing on road	0-0	2-0	4-3	4-2	2-4	1-4	2-4	4-2	4-2	2-2	4-2	1-4	6-0	5-2	5-1	46-32
At Neutral Sites	0-0	0-1	1-0	1-0	0-0	0-0	0-1	0-1	0-1	2-0	1-0	0-0	0-1	0-1	1-0	6-6
When playing on natural grass	0-0	1-0	2-0	2-2	0-2	1-3	1-2	2-1	1-2	4-0	2-1	0-3	2-0	0-3	3-1	21-20
When playing on artificial turf	2-0	8-1	9-3	9-0	4-6	3-5	6-4	7-3	8-2	6-3	8-2	4-5	10-1	11-0	7-2	100-37
When playing during the day	2-0	6-1	6-3	7-1	2-4	2-4	4-2	3-2	6-2	4-1	7-3	1-4	8-0	3-2	4-1	64-30
When playing at night	0-0	3-0	5-0	4-1	2-4	2-4	3-4	6-2	3-2	6-2	3-0	3-4	4-1	8-1	6-2	59-27
When scoring first	1-0	7-1	8-1	6-1	3-1	2-3	3-2	7-3	7-0	8-1	6-2	3-3	9-0	10-2	6-2	84-22
When opponent scores first	1-0	2-0	3-2	5-1	1-7	2-5	4-4	2-1	2-4	2-2	4-1	1-5	3-1	1-1	4-1	37-35
When leading after first quarter	1-0	6-0	7-0	4-0	0-0	2-1	6-1	6-0	3-0	8-1	5-0	3-2	8-0	9-1	8-2	74-8
When trailing after first quarter	0-0	2-0	3-3	4-2	3-8	2-5	1-5	1-3	3-4	2-2	3-1	0-5	2-1	1-1	1-0	28-40
When tied after first quarter	1-0	1-1	1-0	3-0	1-0	0-2	0-0	2-1	3-0	0-0	2-2	1-1	2-0	1-1	1-1	19-9
When leading at halftime	1-0	9-1	8-1	7-0	2-0	2-2	6-2	9-0	8-0	8-1	7-0	3-0	10-0	9-1	9-1	96-9
When trailing at halftime	0-0	0-0	3-2	2-1	2-8	1-6	1-3	0-4	0-4	2-2	2-3	1-7	1-1	2-2	1-1	18-44
When tied at halftime	1-0	0-0	0-0	2-1	0-0	1-0	0-1	0-0	1-0	0-0	1-0	0-1	1-0	0-0	0-1	7-4
When leading after three quarters	2-0	8-1	9-1	8-1	2-0	3-1	6-2	9-0	8-1	10-1	6-0	4-0	11-0	10-0	10-0	104-8
When trailing after three quarters	0-0	1-0	2-2	2-1	2-8	1-7	0-4	0-4	0-3	0-2	2-2	0-8	1-1	1-3	0-2	12-47
When tied after three quarters	0-0	0-0	0-0	1-0	0-0	0-0	1-0	0-0	1-0	0-0	2-1	0-0	0-0	0-0	0-1	5-2
In overtime	0-0	0-0	0-0	1-1	0-1	0-1	0-0	0-0	0-1	0-1	0-0	0-0	0-0	1-0	0-0	2-5
When UC has more rushing yards	2-0	7-1	10-1	10-2	2-3	2-0	7-0	5-0	9-0	9-2	9-2	3-1	8-0	8-0	8-1	96-13
When opponent has more rushing yards	0-0	2-0	1-2	1-0	2-5	2-8	0-6	4-4	0-4	1-1	1-1	1-6	4-1	3-3	2-2	24-43
When UC rushes for 150 or more yards	1-0	7-0	8-2	10-2	1-2	3-0	7-0	6-0	6-1	8-2	6-2	4-2	4-0	2-0	4-0	75-13
When UC rushes for 200 or more yards	1-0	5-0	6-1	7-2	1-1	1-0	5-0	4-0	3-0	7-1	3-0	3-0	3-0	2-0	3-0	54-5
When UC holds opponent to < than 100 rushing yards	1-0	4-1	4-0	6-1	1-0	1-0	2-0	4-0	7-0	3-0	5-1	3-3	3-0	6-0	8-1	57-7
When UC holds opponent to < than 150 rushing yards	1-0	5-1	9-0	9-2	2-3	2-0	4-0	5-0	8-1	6-1	8-2	3-4	4-0	7-0	8-1	100-15
When UC has more passing yards	2-0	5-0	6-0	7-0	3-1	3-5	5-5	6-3	8-3	4-2	1-0	1-4	11-0	8-2	5-2	72-27
When opponent has more passing yards	0-0	4-1	6-3	4-2	1-7	1-3	2-1	2-1	1-1	5-1	9-3	3-5	1-1	3-1	5-1	46-31
When UC passes for 200 or more yards	2-0	6-1	4-2	6-0	2-4	4-5	7-5	7-4	8-3	8-2	6-2	3-4	5-0	4-2	10-2	80-35
When UC passes for 300 or more yards	0-0	2-0	0-0	4-0	0-1	1-2	4-3	4-3	5-2	2-0	1-0	1-3	7-0	3-0	3-2	37-16
When UC holds opponent to < than 200 passing yards	2-0	4-0	5-0	7-0	1-2	1-4	3-3	3-1	5-2	3-2	2-1	1-4	6-0	5-2	3-2	50-23
When UC holds opponent to < than 150 passing yards	2-0	2-0	4-0	4-0	1-1	1-2	3-2	1-1	3-1	1-1	1-0	0-1	2-0	2-0	1-1	28-10
When UC holds opponent to < than 100 passing yards	0-0	2-0	2-0	1-0	1-1	0-0	0-1	1-0	2-0	0-0	1-0	0-0	0-0	1-0	1-0	12-2
When UC has more total yards	2-0	9-0	5-1	8-0	2-1	4-1	7-3	7-1	9-2	7-1	7-0	4-4	10-0	10-0	7-1	109-15
When opponent has more total yards	0-0	0-1	6-2	1-2	2-7	0-7	0-3	2-3	0-2	3-2	3-2	0-4	2-1	1-3	3-2	23-41
When UC has 300 or more yards	2-0	9-1	9-2	8-2	3-6	4-5	7-5	8-4	9-4	10-3	10-2	4-4	12-0	11-1	9-3	115-42
When UC has 400 or more yards	1-0	5-0	6-2	9-0	1-3	3-1	7-4	7-3	8-2	7-1	3-1	3-2	10-0	4-0	8-2	82-21
When UC has 500 or more yards	1-0	6-0	2-0	3-0	0-0	2-1	5-3	5-0	4-0	1-0	3-0	2-1	3-0	1-0	3-0	38-5
When UC has 600 or more yards	0-0	1-0	0-0	3-0	0-0	0-0	3-1	0-0	2-0	0-0	0-0	2-0	1-0	0-0	1-0	13-1
When UC has 700 or more yards	0-0	0-0	0-0	1-0	0-0	0-0	1-1	0-0	0-0	0-0	0-0	0-0	1-0	0-0	0-0	3-1
When UC has more first downs	2-0	6-0	6-0	9-2	2-0	2-1	7-2	6-2	9-1	5-1	7-0	4-3	7-0	6-1	7-1	83-14
When opponent has more first downs	0-0	3-1	5-3	2-1	2-7	2-7	0-2	1-2	0-3	5-2	3-3	0-5	5-1	3-2	3-2	34-40
When first downs are equal	0-0	0-0	0-0	0-0	0-1	0-0	0-2	2-0	0-0	0-0	0-0	0-0	0-0	2-0	0-0	4-3
When UC forces more turnovers	1-0	3-1	5-0	5-0	1-1	2-2	1-1	7-1	4-0	8-0	6-1	1-0	8-0	2-0	8-0	61-7
In games decided by < than three points	0-0	2-1	4-0	0-0	2-1	0-1	1-1	0-0	1-0	1-1	2-1	0-1	3-0	3-0	1-0	20-7
In games decided by < than seven points	0-0	2-1	4-1	3-1	3-0	1-1	2-2	2-0	2-2	1-3	3-1	0-1	0-0	5-0	2-3	30-16
In black jerseys	2-0	5-0	5-0	6-0	2-4	1-4	4-0	3-2	2-2	6-3	5-0	3-2	3-0	6-1	5-2	59-20
In white jerseys	0-0	3-0	4-3	5-2	2-4	2-3	2-5	5-2	4-2	4-0	5-2	1-4	7-1	4-2	5-1	50-30
In red jerseys	0-0	1-1	2-0	0-0	0-0	1-1	1-1	1-0	3-0	1-0	0-1	0-2	2-0	1-0	0-0	13-6

THE LAST TIME

SCORING

Scored 30 or more points	42 vs. Murray State [09/11/21]
Scored 40 or more points	42 vs. Murray State [09/11/21]
Scored 50 or more points	55 vs. ECU [11/13/20]
Scored 60 or more points	63 vs. Alabama A&M [09/15/18]
Scored 70 or more points	72 vs. Austin Peay [09/03/11]

TOTAL OFFENSE

Had more than 400 total yards	542 vs. Miami OH [09/04/21]
Had more than 450 total yards	542 vs. Miami OH [09/04/21]
Had more than 500 total yards	542 vs. Miami OH [09/04/21]
Had more than 550 total yards	653 vs. ECU [11/13/20]
Had more than 600 total yards	653 vs. ECU [11/13/20]
Had more than 650 total yards	653 vs. ECU [11/13/20]
Had more than 700 total yards	741 vs. Alabama A&M [09/15/18]

RUSHING OFFENSE

Rushed for 150 or more yards	247 vs. Miami OH [09/04/21]
Rushed for 200 or more yards	247 vs. Miami OH [09/04/21]
Rushed for 250 or more yards	289 vs. ECU [11/13/20]
Rushed for 300 or more yards	342 vs. Houston [11/07/20]
Rushed for 350 or more yards	409 vs. Alabama A&M [09/15/18]
Rushed for 400 or more yards	409 vs. Alabama A&M [09/15/18]

PASSING OFFENSE

Passed for 250 or more yards	261 vs. Murray State [09/11/21]
Passed for 300 or more yards	338 @ UCF [11/21/20]
Passed for 350 or more yards	354 vs. ECU [11/13/20]
Passed for 400 or more yards	400 @ Tulsa [11/25/16]
Passed for 450 or more yards	523 @ Houston [11/07/15]
Passed for 500 or more yards	523 @ Houston [11/07/15]
Passed for 600 or more yards	620 @ Memphis [09/24/15]

SCORING DEFENSE

Allowed 0 points	0 vs. Navy [11/03/18]
Allowed 3 or fewer points	3 vs. UConn [11/09/19]
Allowed 7 or fewer points	7 vs. Murray State [09/11/21]
Allowed 10 or fewer points	7 vs. Murray State [09/11/21]
Allowed 14 or fewer points	7 vs. Murray State [09/11/21]

TOTAL DEFENSE

Allowed fewer than 75 total yards	53 vs. Kansas [09/20/97]
Allowed fewer than 100 total yards	87 @ Miami OH [09/21/13]
Allowed fewer than 125 total yards	87 @ Miami OH [09/21/13]
Allowed fewer than 150 total yards	129 @ UConn [11/22/14]
Allowed fewer than 175 total yards	164 vs. Boston College [01/02/20]
Allowed fewer than 200 total yards	164 vs. Boston College [01/02/20]
Allowed fewer than 225 total yards	164 vs. Boston College [01/02/20]
Allowed fewer than 250 total yards	242 vs. Murray State [09/11/21]

RUSHING DEFENSE

Allowed 0 or fewer yards	-3 @ Miami OH [10/01/11]
Allowed 25 or fewer yards	5 vs. Memphis [10/31/20]
Allowed 50 or fewer yards	5 vs. Memphis [10/31/20]
Allowed 75 or fewer yards	5 vs. Memphis [10/31/20]
Allowed 100 or fewer yards	93 vs. Murray State [09/11/21]

PASSING DEFENSE

Allowed 0 passing yards	-1 vs. Xavier [10/09/71]
Allowed 50 or fewer yards	47 vs. Navy [11/03/18]
Allowed 100 or fewer yards	87 vs. ECU [11/13/20]
Allowed 150 or fewer yards	149 vs. Murray State [09/11/21]
Allowed 175 or fewer yards	109 vs. Miami OH [09/04/21]
Allowed 200 or fewer yards	109 vs. Miami OH [09/04/21]

SPECIAL SITUATIONS

Scored on the first play from scrimmage	McKay 80-yard pass from Kiel vs. Memphis [10/4/14]
Had a game-winning field goal	Cole Smith, 34 yards vs. Tulsa [12/19/20]
Kicked a 50-yard field goal	Cole Smith, 50 yards vs. Tulsa [10/19/19]
UC shutout its opponent	vs. Navy [11/03/18, W, 42-0]
UC was shutout	@ No. 5 Ohio State [09/07/19, L 42-0]
Converted a 2-point play	Josiah Deguara from Desmond Ridder @ ECU [11/02/19]

INDIVIDUAL RUSHING

Had a player rush for 100 or more yards	113 by Jerome Ford vs. Murray State [09/11/21]
Had a player rush for 150 or more yards	184 by Gerrid Doaks vs. Houston [11/07/20]
Had a player rush for 200 or more yards	212 by Mike Boone vs. USF [10/24/14]
Had a player rush for 225 or more yards	238 by Richard Hall vs. Miami OH [09/11/04]
Had two players rush for 100 or more yards	184 [Doaks] & 103 [Ridder] vs. Houston [11/07/20]
Had a player rush for 2 or more TDs	2 by Desmond Ridder @ UCF [11/21/20]
Had a player rush for 3 or more TDs	3 by Desmond Ridder vs. Houston [11/07/20]
Had a player rush for 4 or more TDs	4 by Isaiah Pead vs. Rutgers [11/20/10]
Had a player rush for 5 or more TDs	6 by Ike Stewart vs. Transylvania [10/05/1912]

INDIVIDUAL PASSING

Had a player pass for 200 or more yards	243 by Desmond Ridder vs. Murray State [09/11/21]
Had a player pass for 250 or more yards	295 by Desmond Ridder vs. Miami OH [09/04/21]
Had a player pass for 300 or more yards	338 by Desmond Ridder @ UCF [11/21/20]
Had a player pass for 350 or more yards	352 by Desmond Ridder @ SMU [10/27/18]
Had a player pass for 400 or more yards	523 by Gunner Kiel @ Houston [11/07/15]
Had a player pass for 450 or more yards	523 by Gunner Kiel @ Houston [11/07/15]
Had a player pass for 500 or more yards	523 by Gunner Kiel @ Houston [11/07/15]
Had a player pass for 2 or more TDs	2 by Desmond Ridder vs. Murray State [09/11/21]
Had a player pass for 3 or more TDs	4 by Desmond Ridder vs. Miami OH [09/04/21]
Had a player pass for 4 or more TDs	4 by Desmond Ridder vs. Miami OH [09/04/21]
Had a player pass for 5 or more TDs	5 by Gunner Kiel vs. UCF [10/31/15]
Had a player pass for 6 or more TDs	6 by Gunner Kiel vs. Toledo [09/12/14]
Had a player complete 20 passes	20 by Desmond Ridder vs. Miami OH [09/04/21]
Had a player complete 30 passes	33 by Desmond Ridder @ SMU [10/27/18]
Had a player complete 35 passes	35 by Deontey Kenner @ Southern Miss [10/23/99]
Had a player complete 10 straight passes	17 by Desmond Ridder vs. Ohio [09/22/18]/@ UConn [09/29/18]
Had a player throw 30 passes	32 by Desmond Ridder @ UCF [11/21/20]
Had a player throw 35 passes	36 by Desmond Ridder @ Memphis [12/07/19]
Had a player throw 40 passes	50 by Desmond Ridder @ SMU [10/27/18]
Had a player throw 45 passes	50 by Desmond Ridder @ SMU [10/27/18]
Had a player throw 50 passes	50 by Desmond Ridder @ SMU [10/27/18]

INDIVIDUAL RECEIVING

Had a player with 10 or more receptions in a game	12 by Kahlil Lewis @ SMU [10/27/18]
Had a player with 11 or more receptions in a game	12 by Kahlil Lewis @ SMU [10/27/18]
Had a player with 12 or more receptions in a game	12 by Kahlil Lewis @ SMU [10/27/18]
Had a player with 13 or more receptions in a game	15 by Shaq Washington @ ECU [11/28/15]
Had a player with 14 or more receptions in a game	15 by Shaq Washington @ ECU [11/28/15]
Had a player with 15 or more receptions in a game	15 by Shaq Washington @ ECU [11/28/15]
Had a player receive 100 or more yards	146 by Alec Pierce vs. Tulsa [12/19/20]
Had a player receive 150 or more yards	203 by Kahlil Lewis vs. ECU [11/23/18]
Had a player receive 200 or more yards	203 by Kahlil Lewis vs. ECU [11/23/18]
Had a player receive 250 or more yards	254 by Tom Rossley vs. Louisville [11/09/68]
Had a player receive for 2 or more TDs	2 by Josiah Deguara vs. UConn [11/09/19]
Had a player receive for 3 or more TDs	3 by Kahlil Lewis vs. ECU [11/23/18]

GAMES AGAINST RANKED TEAMS

Beat a top 25 team	vs. No. 23 Tulsa, 27-24 [12/19/20]
Beat a top 10 team	No. 7 Rutgers, 30-11 [11/18/06]
Beat a ranked opponent @ home	No. 23 Tulsa, 27-24 [12/19/20]
Beat a ranked opponent on the road	@ No. 16 SMU, 42-13 [10/24/20]
Beat a ranked opponent @ a neutral site	vs. No. 25 vs. Virginia Tech [FedEx Field/09/29/12]
Beat back-to-back ranked opponents	10/30/08-11/08/08 #24 USF & @ #20 West Virginia
Lost to a ranked opponent @ home	No. 25 UCF, 51-23 [10/07/17]

RETURNS/SPECIAL TEAMS/DEFENSE

Returned a KO for a TD	Tre Tucker, 97 yards vs. USF [10/03/20]
Returned a Punt for a TD	Mardy Gilyard, 53 yards [9/12/09 vs. SEMO]
Had Two Interceptions	2 by Coby Bryant vs. USF [10/03/20]
Had Three Interceptions	3 by Mike Tyson @ Purdue [09/10/16]
Recorded a Safety	@ UCLA [09/01/18]
Returned an INT for a TD	Jarell White, 26 yards vs. ECU [11/13/20]
Returned 2 INTs for TDs	D. Battle-30 yards & C. Cheatham-53 yards vs. Akron [9/17/11]
Recovered a fumble in endzone for a TD	Josiah Deguara @ Marshall [09/28/19]
Returned a fumble for a TD	Kimoni Fitz 0 yards @ UCF [11/17/18]
Executed a successful onside kick	Kick by Miliano/Recovered by Morrison @ Rutgers [11/16/13]
Blocked a FG	Jordan Stepp vs. Rutgers [11/17/12 - 22-yard third quarter attempt]
Blocked a PAT	Lorenz Metz vs. Temple [11/23/19 - fourth quarter]
Returned a blocked PAT for 2 points	Coby Bryant, 98 yards vs. Temple [11/23/19]
Blocked a punt	Ethan Tucky vs. Army West Point [09/26/20]

SINGLE-GAME TEAM OFFENSE

Most Points	124 vs. Transylvania [1912]
Most Touchdowns	14 vs. Transylvania [1912]
Most Rushing Attempts	83 vs. Louisiana-Monroe [1977]
Most Rushing Yards	464 vs. Case-Western Reserve [1953] 464 vs. Virginia Military Institute [1953]
Most Rushing Touchdowns	14 vs. Transylvania [1912]
Most Passing Attempts	64 at Memphis [2015]
Most Passes Completed	38 at Memphis [2015]
Most Passing Yards	620 at Memphis [2015]
Most Interceptions Thrown	6 vs. Xavier [1972]
Most Touchdown Passes	6 vs. Toledo [2014]; vs. Illinois [2009]
Most Offensive Plays	100 at Memphis [2015]
Most Yards Total Offense	752 at Memphis [2015]
Most First Downs	38 at Memphis [2015]; 38 vs. Austin Peay [2018]
Most Fumbles	15 vs. Louisville [1970]
Most Fumbles Lost	7 vs. Virginia Military Institute [1951]
Most Turnovers	9 vs. Xavier [1955] 9 vs. Hardin-Simmons [1955] 9 vs. Virginia Military Institute [1951]
Most Penalties	18 vs. Kansas State [1951]
Most Penalty Yards	176 vs. Louisville [1968]
Most Punts	13 vs. Pittsburgh [1981] 13 vs. Mississippi State [1948]
Most Punting Yards	510 vs. Louisville [1996]
Most Punt Return Yards	177 vs. Ohio [1949]
Most Kickoff Return Yards	295 vs. Memphis [1971]
Fewest Rushing Attempts	15 vs. Illinois [2009]
Fewest Rushing Yards	-23 vs. Rutgers [2005]
Fewest Passes Completed	0 vs. Dayton [1970]
Fewest Passing Yards	0 vs. Dayton [1970]
Fewest Yards Total Offense	46 vs. North Texas State [1959]
Fewest First Downs	3 vs. West Virginia [1989]
Fewest Penalties	1 five times, last vs. Rutgers [1994]
Fewest Yards Penalized	4 vs. Memphis [1966]
Fewest Punts	0 three times, last vs. Miami (OH) [2008]

SINGLE-GAME TEAM DEFENSE

Fewest Rushing Attempts Allowed	17 vs. Dayton [1961]
Fewest Rushing Yards Allowed	-46 vs. Kansas [1997]
Fewest Passing Attempts	1 vs. Boston College [1964]
Fewest Pass Completions Allowed	0 six times, last vs. Louisville [1974]
Fewest Passing Yards Allowed	-1 vs. Xavier [1971]
Fewest Yards Total Offense Allowed	18 vs. Louisiana-Lafayette [1973]
Most Points Allowed	81 vs. Penn State [1991]
Most Rushing Attempts Allowed	86 vs. West Virginia [1969]
Most Rushing Yards Allowed	539 vs. Northern Illinois [1989]
Most Passing Attempts Allowed	67 vs. Louisville [1997]
Most Pass Completions Allowed	37 vs. East Carolina [1997]
Most Passing Yards Allowed	482 vs. Florida [2010]
Most Yards Total Defense Allowed	742 vs. Louisville [1998]
Most Passes Intercepted	7 vs. Kansas State [1951]
Most Interception Return Yards	162 vs. Dayton [1956]
Most Turnovers Forced	8 vs. Rice [1974]

SINGLE-GAME INDIVIDUAL OFFENSE

Rushing Attempts	45 by Steve Cowan vs. Ohio [1970]
Rushing Yards	306 by Bob Hynes vs. Case Western Reserve [1923]
Yards Per Rush	29.5 by Mike Boone at Miami (OH) [4 carries, 118 yards] [2015]
Rushing Touchdowns	6 by Ike Stewart vs. Transylvania [1912] 6 by Bob Heuck vs. Transylvania [1912]
Passing Attempts	59 by Deontey Kenner vs. Southern Miss [1999]
Passing Completions	35 by Deontey Kenner vs. Southern Miss [1999] 35 by Greg Cook vs. Ohio [1968]
Passing Yards	557 by Hayden Moore at Memphis [2015]
Passing Touchdowns	6 by Gunner Kiel [2014]; by Tony Pike vs. Illinois [2009]
Interceptions Thrown	6 by Mike Shoemaker vs. Xavier [1972]
Receptions	15 by Shaq Washington at East Carolina [2015]
Receiving Yards	254 by Tom Rossley vs. Louisville [1968]
Yards Per Reception	73.7 by Chris Moore at Ohio State [3 rec, 221 yards] [2014]
Receiving Touchdowns	3 by eight players, last by Chris Moore at Ohio State [2014]
All-Purpose Yards (Rsh., Rec. and Ret.)	381 by Mardy Gilyard at Pittsburgh [2009]
Total Yards	564 by Hayden Moore at Memphis [2015]
Total Points	51 by Ike Stewart vs. Transylvania [1912]
Touchdowns	8 by Ike Stewart vs. Transylvania [1912]
Extra Points Made	12 by Alonzo Weiss vs. Transylvania [1912]
Field Goals Made	4 by 10 players, last by Andrew Gantz at Memphis [2015]
Punts	13 by Phil Peckich at Pittsburgh [1981]
Punting Yards	510 by Steve Smith at Louisville [1996]
Punting Average	59.7 by Kevin Huber vs. Marshall [3 punts] [2007]
Kickoff Returns	8 by Mardy Gilyard at Pittsburgh [2009] 8 by LaDaris Vann vs. East Carolina [1999]
Kickoff Return Yards	256 by Mardy Gilyard at Pittsburgh [2009]
Kickoff Returns For Touchdowns	1 by 20 players, last by Gilyard at Pittsburgh [2009]
Punt Returns	7 by Mike Daniels vs. Western Carolina [2005] 7 by Tinker Keck vs. Kansas [1997] 7 by Charley Bland vs. Villanova [1973]
Punt Return Yards	161 by Gene Gibson vs. Ohio [1949]
Punt Return Touchdowns	2 by Tinker Keck vs. Louisville [1997] 2 by Gene Gibson vs. Ohio [1949]

SINGLE-GAME INDIVIDUAL DEFENSE

Total Tackles	19 by Greg Blair at Louisville [10/26/12] * Frank Callicott vs. UAB [11/30/02] * Jeff Luc vs. Miami (Ohio) [9/20/14] *
Tackles For A Loss	5.5 by Brandon Mills vs. Rutgers [11/20/10] *
Sacks	4.0 by Alex Daniels at Miami (Ohio) [10/3/09] * Antwan Peek vs. Louisiana-Monroe [12/1/01] *
Forced Fumbles	3 by Antwan Peek vs. Louisiana Monroe [12/1/01] *
Fumble Recoveries	2 by Willis Edwards vs. Memphis [10/26/02] * Ivan Fields at Memphis [11/11/00] * Jeff Luc vs. USF [10/14/14] *
Pass Break Ups	Wes Richardson at NC State [9/16/10] * 4 by Zach Norton vs. Louisville [10/27/01] *
Interceptions	4 by Bob Hynes vs. Ohio Northern [1923]
Interception Return Yards	123 by Shawn Ferguson vs. Memphis [1998]
Interception Returns for Touchdowns	2 by Shawn Ferguson vs. Memphis [1998]
Blocked Kicks	2 by Connor Barwin at Marshall [10/3/08] * Antwan Peek vs. Miami [10/28/00] *

* - Since 2000



2021-22 Cincinnati Football
Game Results
All games

Page 1/1
as of Sep 12, 2021

Team Results

Date	Opponent		Score	Overall	Conf	Time	Attend
09/04/2021	Miami (OH)	W	49-14	1-0	0-0	3:28	37978
09/11/2021	Murray St.	W	42-7	2-0	0-0	3:10	33498



2021-22 Cincinnati Football
Overall Team Statistics
All games

Page 1/2
as of Sep 13, 2021

Team Statistics

	UC	OPP
Scoring	91	21
Points per game	45.5	10.5
Points Off Turnovers	14	7
First Downs	44	32
Rushing	18	14
Passing	21	15
Penalty	5	3
Rushing Yardage	377	262
Yards gained rushing	411	293
Yards lost rushing	34	31
Rushing attempts	63	82
Average per rush	6.0	3.2
Average per game	188.5	131.0
TDs Rushing	6	2
Passing Yardage	556	258
Comp-Att-Int	35-51-2	26-57-3
Average per pass	10.9	4.5
Average per catch	15.9	9.9
Average per game	278.0	129.0
TDs Passing	7	0
Total offense	933	520
Total plays	114	139
Average per play	8.2	3.7
Average per game	466.5	260.0
Kick returns: #-Yards	5-108	5-79
Punt returns: #-Yards	3-3	1-4
Int returns: #-Yards	3-13	2-32
Kick return average	21.6	15.8
Punt return average	1.0	4.0
Int return average	4.3	16.0
Fumbles-Lost	1-1	3-1
Penalties-Yards	11-85	24-160
Average per game	42.5	80.0
Punts-Yards	6-262	11-399
Average per punt	43.7	36.3
Net punt average	39.7	36.0
Kickoffs-Yards	15-853	6-304
Average per kick	56.9	50.7
Net kick average	36.4	32.7
Time of possession / game	25:26	34:33
3rd-down conversion	7/16	10/30
3rd-down pct	44%	33%
4rd-down conversion	2/2	2/6



2021-22 Cincinnati Football
Overall Team Statistics
All games

Page 2/2
as of Sep 13, 2021

	UC	OPP
4rd-down pct	100%	33%
Sacks by-Yards	3-14	4-25
Misc Yards	0	0
Touchdowns scored	13	3
Field goals - attempts	0-1	0-1
On-Side kicks	0-0	0-0
Red-zone scores	(8-9) 89%	(2-5) 40%
Red-zone touchdowns	(8-9) 89%	(2-5) 40%
PAT-attempts	(13-13) 100%	(3-3) 100%
Attendance	71476	0
Games / Avg per game	2/35738	0/0
Neutral site games	-	0/0

Score by Periods

Team	1st	2nd	3rd	4th	OT	TOT
Cincinnati	21	21	14	35	0	91
Opponents	0	7	0	14	0	21



2021-22 Cincinnati Football Individual Statistics All games

Page 1/2
as of Sep 12, 2021

Rushing

Player	gp	att	gain	loss	net	avg	td	lg	avg/g
Jerome Ford	2	30	238	4	234	7.8	4	50	117.0
Evan Prater	2	7	52	0	52	7.4	1	16	26.0
Charles McClelland	2	5	36	3	33	6.6	0	22	16.5
Desmond Ridder	2	10	52	25	27	2.7	1	25	13.5
Ryan Montgomery	2	7	26	2	24	3.4	0	17	12.0
Ethan Wright	2	4	7	0	7	1.8	0	3	3.5
Total	2	63	411	34	377	6.0	6	50	188.5
Opponents	2	82	293	31	262	3.2	2	19	131.0

Passing

Player	gp	effic	comp-att-int	pct	yds	td	lg	avg/g
Desmond Ridder	2	206.4	34-47-1	72.3	538	6	81	269.0
Evan Prater	2	95.3	1-4-1	25.0	18	1	18	9.0
Total	2	197.7	35-51-2	68.6	556	7	81	278.0
Opponents	2	73.1	26-57-3	45.6	258	0	40	129.0

Receiving

Player	gp	no.	yds	avg	td	lg	avg/g
Tyler Scott	2	5	155	31.0	2	81	77.5
Jadon Thompson	2	5	91	18.2	0	47	45.5
Michael Young	2	4	75	18.8	0	38	37.5
Alec Pierce	2	4	64	16.0	0	19	32.0
Leonard Taylor	2	3	16	5.3	1	8	8.0
Tre Tucker	2	3	52	17.3	0	48	26.0
Jordan Jones	1	2	13	6.5	0	9	13.0
Josh Whyte	2	2	32	16.0	1	23	16.0
Ryan Montgomery	2	2	9	4.5	1	8	4.5
Jerome Ford	2	2	19	9.5	0	13	9.5
Noah Davis	1	1	2	2.0	1	2	2.0
Ethan Wright	2	1	10	10.0	0	10	5.0
Payten Singletary	2	1	18	18.0	1	18	9.0
Total	2	35	556	15.9	7	81	278.0
Opponents	2	26	258	9.9	0	40	129.0

Punt Returns

Player	no.	yds	avg	td	lg
Ryan Montgomery	3	3	1.0	0	3
Total	3	3	1.0	0	3
Opponents	1	4	4.0	0	4

Interceptions

Player	no.	yds	avg	td	lg
Ja'von Hicks	1	11	11.0	0	11
Arquon Bush	1	2	2.0	0	2
Ahmad Gardner	1	0	0.0	0	0
Total	3	13	4.3	0	11
Opponents	2	32	16.0	1	32

Kick Returns

Player	no.	yds	avg	td	lg
Tre Tucker	4	86	21.5	0	28
Tyler Scott	1	22	22.0	0	22
Total	5	108	21.6	0	28
Opponents	5	79	15.8	0	21

Fumble Returns

Player	no.	yds	avg	td	lg
Total	0	0	0.0	0	0
Opponents	0	0	0.0	0	0



2021-22 Cincinnati Football
Overall Defense Statistics
All games

Page 1/1
as of Sep 12, 2021

Team Defense

##	Player	gp	Tackles				Sacks	Pass defense			Fumbles		blkd	
			ua	a	tot	tfl/yds		int-yds	brup	qbh	fr-yds	ff	kick	saf
20	Deshawn Pace	2	6	9	15	1-2
41	Joel Dublanko	2	6	8	14	2-4	0.5-2	.	.	4
0	Darrian Beavers	2	7	7	14	1-4	1-4	.	.	1	1-0	.	.	.
42	Malik Vann	2	4	6	10	1.5-3	.	.	1
18	Jowon Briggs	2	.	10	10
92	Curtis Brooks	2	6	3	9	1-1
7	Coby Bryant	2	6	1	7	.	.	.	2	.	.	1	.	.
9	Arquon Bush	2	4	2	6	.	.	1-2	3
6	Bryan Cook	2	4	2	6	.	.	.	2
3	Ja'von Hicks	2	2	3	5	.	.	1-11
1	Ahmad Gardner	2	2	3	5	.	.	1-0
90	Jabari Taylor	1	4	1	5	2-10	1-8
24	Jaheim Thomas	2	1	3	4
29	Jacob Dingle	1	3	1	4
99	Marcus Brown	2	1	3	4
21	Myjai Sanders	2	1	2	3	2
2	Wilson Huber	2	1	2	3	.	.	.	1
15	Taj Ward	1	.	2	2
14	Todd Bumphis	2	1	1	2
13	Ty Van Fossen	2	1	1	2	1-1	.	.	.	1
23	Daved Jones Jr.	1	1	1	2	1-1
34	Justin Wodtly	1	1	.	1	1-2
97	Eric Phillips	1	1	.	1
5	Jaquan Sheppard	1	1	.	1
0	Charles McClelland	1	1	.	1
4	Ethan Wright	1	1	.	1
10	Bryon Threats	1	1	.	1
11	Sammy Anderson	1	1	.	1	1-1
98	Mychal Keys	1	1
	Totals	2	68	72	140	13-29	3-14	3-13	9	9	1-0	1	0	0
	Opponents	2	64	52	116	8-36	4-25	2-32	1	0	1-0	1	0	0



**2021-22 Cincinnati Football
Individual Statistics
All games**

Page 2/2
as of Sep 12, 2021

Scoring

Player			PAT						pts
	td	fg	kick	rush	rcv	pass	dxp	saf	
Jerome Ford	4	-	-	-	-	-	-	-	24
Cole Smith	-	0-1	13-13	-	-	-	-	-	13
Tyler Scott	2	-	-	-	-	-	-	-	12
Desmond Ridder	1	-	-	-	-	-	-	-	6
Leonard Taylor	1	-	-	-	-	-	-	-	6
Josh Whyte	1	-	-	-	-	-	-	-	6
Ryan Montgomery	1	-	-	-	-	-	-	-	6
Noah Davis	1	-	-	-	-	-	-	-	6
Evan Prater	1	-	-	-	-	-	-	-	6
Payten Singletary	1	-	-	-	-	-	-	-	6
Total	13	0-1	13-13	0	0	0	0	0	91
Opponents	3	0-1	3-3	0	0	0	0	0	21

Field Goals

Player	fg	pct.	01-19	20-29	30-39	40-49	50-99	lg	blk
Cole Smith	0-1	0.0	0-0	0-0	0-1	0-0	0-0	0	0
Opponents	0-1	0.0	0-0	0-0	0-1	0-0	0-0	0	0

FG Sequence

Team Name	Cincinnati	Opponents
Murray St.	37	33

Numbers in (parentheses) indicate field goal was made

All Purpose

Player	g	rush	rcv	pr	kr	ir	total	avg/g
Jerome Ford	2	234	19	0	0	0	253	126.5
Tyler Scott	2	0	155	0	22	0	177	88.5
Tre Tucker	2	0	52	0	86	0	138	69.0
Jadon Thompson	2	0	91	0	0	0	91	45.5
Michael Young	2	0	75	0	0	0	75	37.5
Alec Pierce	2	0	64	0	0	0	64	32.0
Evan Prater	2	52	0	0	0	0	52	26.0
Ryan Montgomery	2	24	9	3	0	0	36	18.0
Charles McClelland	2	33	0	0	0	0	33	16.5
Josh Whyte	2	0	32	0	0	0	32	16.0
Desmond Ridder	2	27	0	0	0	0	27	13.5
Payten Singletary	2	0	18	0	0	0	18	9.0
Ethan Wright	2	7	10	0	0	0	17	8.5
Leonard Taylor	2	0	16	0	0	0	16	8.0
Jordan Jones	1	0	13	0	0	0	13	13.0
Ja'von Hicks	2	0	0	0	0	11	11	5.5
Noah Davis	1	0	2	0	0	0	2	2.0
Arquon Bush	2	0	0	0	0	2	2	1.0
Total	2	377	556	3	108	13	1057	528.5
Opponents	2	262	258	4	79	32	635	317.5

Total Offense

Player	g	plays	rush	pass	total	avg/g
Desmond Ridder	2	57	27	538	565	282.5
Jerome Ford	2	30	234	0	234	117.0
Evan Prater	2	11	52	18	70	35.0
Charles McClelland	2	5	33	0	33	16.5
Ryan Montgomery	2	7	24	0	24	12.0
Ethan Wright	2	4	7	0	7	3.5
Total	2	114	377	556	933	466.5
Opponents	2	139	262	258	520	260.0

Punting

Player	no.	yds	avg	lg	tb	fc	i20	50+	blk
Mason Fletcher	6	262	43.7	50	1	4	2	1	0
Total	6	262	43.7	50	1	4	2	1	0
Opponents	11	399	36.3	53	0	5	2	1	0

Kickoffs

Player	no.	yds	avg	tb	ob	retn	net	ydl
Alex Bales	9	577	64.1	7	1			
Cole Smith	6	276	46.0	0	2			
Total	15	853	56.9	7	3	5	36.4	28
Opponents	6	304	50.7	0	0	5	32.7	32



2021-22 Cincinnati Football
Rushing/Receiving Game-by-Game
All games

Page 1/1
as of Sep 12, 2021

Rushing

Player	No-Yds/TD	Miami	MSU
Jerome Ford	30-234/4	12-121/1	18-113/3
Desmond Ridder	10-27/1	6-31/1	4--4/0
Evan Prater	7-52/1	4-38/1	3-14/0
Ryan Montgomery	7-24/0	3-17/0	4-7/0
Charles McClelland	5-33/0	4-36/0	1--3/0
Ethan Wright	4-7/0	2-4/0	2-3/0

Receiving

Player	No-Yds/TD	Miami	MSU
Tyler Scott	5-155/2	1-81/1	4-74/1
Jadon Thompson	5-91/0	4-79/0	1-12/0
Michael Young	4-75/0	1-8/0	3-67/0
Alec Pierce	4-64/0	2-29/0	2-35/0
Tre Tucker	3-52/0	2-4/0	1-48/0
Leonard Taylor	3-16/1	2-12/1	1-4/0
Josh Whyte	2-32/1	2-32/1	-
Jerome Ford	2-19/0	2-19/0	-
Jordan Jones	2-13/0	2-13/0	DNP
Ryan Montgomery	2-9/1	1-8/1	1-1/0
Payten Singletary	1-18/1	-	1-18/1
Ethan Wright	1-10/0	1-10/0	-
Noah Davis	1-2/1	DNP	1-2/1



2021-22 Cincinnati Football
Total Tackles Game-by-Game
All games

Page 1/1
as of Sep 12, 2021

Total Tackles

Player	S-A	Total	Miami	MSU
Deshawn Pace	6-9	15	2-6	4-3
Darrian Beavers	7-7	14	1-5	6-2
Joel Dublanko	6-8	14	3-3	3-5
Malik Vann	4-6	10	4-2	0-4
Jowon Briggs	0-10	10	0-6	0-4
Curtis Brooks	6-3	9	2-2	4-1
Coby Bryant	6-1	7	4-0	2-1
Bryan Cook	4-2	6	1-2	3-0
Arquon Bush	4-2	6	1-1	3-1
Jabari Taylor	4-1	5	4-1	-
Ahmad Gardner	2-3	5	2-1	0-2
Ja'von Hicks	2-3	5	0-3	2-0
Jacob Dingle	3-1	4	3-1	-
Marcus Brown	1-3	4	0-1	1-2
Jaheim Thomas	1-3	4	1-1	0-2
Wilson Huber	1-2	3	0-1	1-1
Myjai Sanders	1-2	3	1-1	0-1
Todd Bumphis	1-1	2	0-1	1-0
Ty Van Fossen	1-1	2	0-1	1-0
Daved Jones Jr.	1-1	2	DNP	1-1
Taj Ward	0-2	2	0-2	-
Justin Wodtly	1-0	1	DNP	1-0
Sammy Anderson	1-0	1	DNP	1-0
Bryon Threats	1-0	1	-	1-0
Jaquan Sheppard	1-0	1	-	1-0
Ethan Wright	1-0	1	1-0	-
Eric Phillips	1-0	1	1-0	-
Charles McClelland	1-0	1	-	1-0



2021-22 Cincinnati Football Games Played All games

Page 1/3
as of Sep 12, 2021

##	Player	GP-GS	Miami	MSU
0	Charles McClelland	2/0	XXX	XXX
0	Darrian Beavers	2/2	START	START
1	Ahmad Gardner	2/2	START	START
2	Wilson Huber	2/0	XXX	XXX
3	Ja'von Hicks	2/2	START	START
3	Evan Prater	2/0	XXX	XXX
4	Ethan Wright	2/0	XXX	XXX
5	Jordan Jones	1/0	XXX	...
5	Jaquan Sheppard	2/0	XXX	XXX
6	Bryan Cook	2/2	START	START
7	Coby Bryant	2/2	START	START
7	Tre Tucker	2/0	XXX	XXX
8	Michael Young	2/2	START	START
8	Isaiah Cox	0/0
9	Desmond Ridder	2/2	START	START
9	Arquon Bush	2/2	START	START
10	Jack Perry	0/0
10	Bryon Threats	2/0	XXX	XXX
11	Leonard Taylor	2/2	START	START
11	Sammy Anderson	1/0	...	XXX
12	Alec Pierce	2/2	START	START
12	Justin Harris	1/0	...	XXX
13	Ty Van Fossen	2/2	START	START
13	Jacob Hoying	0/0
14	Wyatt Fischer	2/0	XXX	XXX
14	Todd Bumphis	2/0	XXX	XXX
15	Taj Ward	2/0	XXX	XXX
15	Nate Meyer	0/0
16	Cameron Junior	0/0
16	Brady Lichtenberg	0/0
17	Cole Smith	2/0	XXX	XXX
17	Marquez Bell	1/0	...	XXX
18	Jowon Briggs	2/0	XXX	XXX
18	Chamon Metayer	0/0
19	Brody Ingle	0/0
19	Will Pauling	1/0	XXX	...
20	Deshawn Pace	2/0	XXX	XXX
20	Jadon Thompson	2/0	XXX	XXX
21	Myjai Sanders	2/2	START	START
21	Tyler Scott	2/0	XXX	XXX
22	Ryan Montgomery	2/0	XXX	XXX
22	De'Arre McDonald	0/0
23	Daved Jones Jr.	1/0	...	XXX
23	Drew Donley	0/0
24	Jerome Ford	2/2	START	START
24	Jaheim Thomas	2/0	XXX	XXX
25	Jack Haglage	0/0
25	Shaun Thomas	0/0
26	Myles Montgomery	0/0
26	Malik Rainey	0/0
27	Armorion Smith	0/0
29	Jacob Dingle	2/0	XXX	XXX
29	Ashton Koller	0/0
30	Michael Kopaygorodsky	1/0	...	XXX
30	Rob Jackson	0/0
31	Casey Kirk	1/0	...	XXX
31	Mason Fletcher	2/0	XXX	XXX
32	James Camden	1/0	...	XXX
33	Zeiqui Lawton	0/0
34	Justin Wodtly	1/0	...	XXX



2021-22 Cincinnati Football
Games Played
All games

Page 2/3
as of Sep 12, 2021

##	Player	GP-GS	Miami	MSU
34	Caleb Schmitz	0/0
35	Ryan Royer	1/0	...	XXX
35	Brady Young	0/0
36	Will Adams	2/0	XXX	XXX
36	Lewis Shepherd	0/0
37	Devin Hightower	1/0	...	XXX
39	Bryce Burton	2/0	XXX	XXX
40	Leroy Bowers	0/0
41	Joel Dublanko	2/2	START	START
42	Malik Vann	2/2	START	START
43	Jonah Lytle	0/0
44	Jah-Mal Williams	0/0
45	Barak Faulk	0/0
47	Nate Lawler	1/0	...	XXX
49	Jack Dingle	0/0
50	Dylan O'Quinn	2/2	START	START
50	Jackson Bruscianelli	0/0
51	Lorenz Metz	2/0	XXX	XXX
52	AJ George	0/0
53	Gavin Gerhardt	1/0	...	XXX
54	Izaiah Ruffin	1/0	...	XXX
54	Nick Grace	0/0
55	Mao Glynn	0/0
56	Jake Renfro	2/2	START	START
57	Ryan Mullaney	0/0
57	Ben Blevins	0/0
58	Dontay Corleone	0/0
60	Joe Huber	1/0	...	XXX
64	Jake Burns	0/0
65	Cody Lamb	1/0	...	XXX
66	Landon Fickell	0/0
67	Jaxon Smith	0/0
69	Cam Jones	2/0	XXX	XXX
70	Joey Groeber	0/0
71	Colin Woodside	2/0	XXX	XXX
72	James Tunstall	2/0	XXX	XXX
73	CJ Johnson	1/0	...	XXX
74	Jeremy Cooper	2/2	START	START
75	John Williams	2/2	START	START
76	Marcelo Mendiola	0/0
77	Vincent McConnell	2/2	START	START
78	Luke Collinsworth	0/0
80	Chris Scott	0/0
81	Josh Whyte	2/2	START	START
82	Noah Davis	1/0	...	XXX
83	Blue Smith	2/0	XXX	XXX
85	Jair Thomas	0/0
85	Triston O'Brien	0/0
86	Jack Campbell	0/0
87	Joey McBee	0/0
87	Jalen Monrrow	0/0
88	Payten Singletary	2/0	XXX	XXX
89	Sterling Miles	0/0
90	Jabari Taylor	2/0	XXX	XXX
90	Christian Lowery	0/0
91	Miles Manigault	1/0	XXX	...
91	Alex Bales	2/0	XXX	XXX
92	Curtis Brooks	2/2	START	START
94	Chase Brown	0/0
96	Cayson Pfeiffer	2/0	XXX	XXX



2021-22 Cincinnati Football
Games Played
All games

Page 3/3
as of Sep 12, 2021

##	Player	GP-GS	Miami	MSU
96	Dominique Perry	1/0	...	XXX
97	Eric Phillips	2/0	XXX	XXX
98	Mychal Keys	2/0	XXX	XXX
99	Marcus Brown	2/0	XXX	XXX



**2021-22 Cincinnati Football
Team Game-by-Game Comparison
All games**

Page 1/1
as of Sep 12, 2021

Opponent	Score	First Downs				Rushing Number-Yards	Passing		Total Offense Plays-Yards	Return Yards	Turn- Overs
		Total	Rush	Pass	Pen		Comp-Att.-Int	Yards			
Miami (OH)	49-14	27 / 17	12 / 9	10 / 6	5 / 2	31-247 / 45-169	20-26-2 / 9-28-0	295 / 109	57-542 / 73-278	60 / 80	2 / 0
Murray St.	42-7	17 / 15	6 / 5	11 / 9	0 / 1	32-130 / 37-93	15-25-0 / 17-29-3	261 / 149	57-391 / 66-242	64 / 35	1 / 4
Totals	91-21	44 / 32	18 / 14	21 / 15	5 / 3	63-377 / 82-262	35-51-2 / 26-57-3	556 / 258	114-933 / 139-520	124 / 115	3 / 4

Opponents	3rd Down Conversion	4th Down Conversion	Time of Possession	TOP Margin	Avg Yds/Rush	Avg Yds/Pass	Avg Yds/Play	Punting Number-Avg	Penalties Number-Yards	Sacks
Miami (OH)	3-6 / 3-15	1-1 / 1-5	25:40 / 34:18	-08:38	8.0 / 3.8	11.3 / 3.9	9.5 / 3.8	2-40.5 / 6-35.3	6-45.0 / 13-100.0	2 / 2
Murray St.	4-10 / 7-15	1-1 / 1-1	25:12 / 34:48	-09:36	4.1 / 2.5	10.4 / 5.1	6.9 / 3.7	4-45.3 / 5-37.4	5-40.0 / 11-60.0	1 / 2
Totals	7-16 / 10-30	2-2 / 2-6	50:52 / 69:06	-18:14	6.0 / 3.2	10.9 / 4.5	8.2 / 3.7	6-43.7 / 11-36.3	11-85.0 / 24-160.0	3 / 4

Note: Game totals are displayed in the format TEAM/OPPONENT for each category



2021-22 Cincinnati Football
Individual Game Highs
All games

Page 1/1
as of Sep 12, 2021

Cincinnati - Individual Game Highs

RUSHES	18	Jerome Ford vs Murray St. (09/11/2021)
YARDS RUSHING	121	Jerome Ford vs Miami (OH) (09/04/2021)
TD RUSHES	3	Jerome Ford vs Murray St. (09/11/2021)
LONG RUSH	50	Jerome Ford vs Miami (OH) (09/04/2021)
PASS ATTEMPTS	25	Desmond Ridder vs Miami (OH) (09/04/2021)
PASS COMPLETIONS	20	Desmond Ridder vs Miami (OH) (09/04/2021)
YARDS PASSING	295	Desmond Ridder vs Miami (OH) (09/04/2021)
TD PASSES	4	Desmond Ridder vs Miami (OH) (09/04/2021)
LONG PASS	81	Desmond Ridder vs Miami (OH) (09/04/2021)
RECEPTIONS	4	Tyler Scott vs Murray St. (09/11/2021)
	4	Jadon Thompson vs Miami (OH) (09/04/2021)
YARDS RECEIVING	81	Tyler Scott vs Miami (OH) (09/04/2021)
TD RECEPTIONS	1	Noah Davis vs Murray St. (09/11/2021)
	1	Payten Singletary vs Murray St. (09/11/2021)
	1	Tyler Scott vs Murray St. (09/11/2021)
	1	Ryan Montgomery vs Miami (OH) (09/04/2021)
	1	Josh Whyte vs Miami (OH) (09/04/2021)
	1	Tyler Scott vs Miami (OH) (09/04/2021)
	1	Leonard Taylor vs Miami (OH) (09/04/2021)
LONG RECEPTION	81	Tyler Scott vs Miami (OH) (09/04/2021)
PUNTS	4	Mason Fletcher vs Murray St. (09/11/2021)
PUNTING AVG	45.3	Mason Fletcher vs Murray St. (09/11/2021)
LONG PUNT	50	Mason Fletcher vs Murray St. (09/11/2021)
PUNTS INSIDE 20	2	Mason Fletcher vs Murray St. (09/11/2021)
LONG PUNT RETURN	3	Ryan Montgomery vs Murray St. (09/11/2021)
LONG KICKOFF RETURN	28	Tre Tucker vs Miami (OH) (09/04/2021)
TACKLES	8	Joel Dublanko vs Murray St. (09/11/2021)
	8	Darrian Beavers vs Murray St. (09/11/2021)
	8	Deshawn Pace vs Miami (OH) (09/04/2021)
SACKS	1	Jabari Taylor vs Miami (OH) (09/04/2021)
TACKLES FOR LOSS	2	Joel Dublanko vs Murray St. (09/11/2021)
	2	Jabari Taylor vs Miami (OH) (09/04/2021)



2021-22 Cincinnati Football
Team Game Highs
All games

Page 1/1
as of Sep 12, 2021

Cincinnati - Game Highs

RUSHES	32	Murray St. (09/11/2021)
YARDS RUSHING	247	Miami (OH) (09/04/2021)
YARDS PER RUSH	8.0	Miami (OH) (09/04/2021)
TD RUSHES	3	Murray St. (09/11/2021)
	3	Miami (OH) (09/04/2021)
PASS ATTEMPTS	26	Miami (OH) (09/04/2021)
PASS COMPLETIONS	20	Miami (OH) (09/04/2021)
YARDS PASSING	295	Miami (OH) (09/04/2021)
YARDS PER PASS	11.3	Miami (OH) (09/04/2021)
TD PASSES	4	Miami (OH) (09/04/2021)
TOTAL PLAYS	57	Murray St. (09/11/2021)
	57	Miami (OH) (09/04/2021)
TOTAL OFFENSE	542	Miami (OH) (09/04/2021)
YARDS PER PLAY	9.5	Miami (OH) (09/04/2021)
POINTS	49	Miami (OH) (09/04/2021)
SACKS BY	2	Miami (OH) (09/04/2021)
FIRST DOWNS	27	Miami (OH) (09/04/2021)
PENALTIES	6	Miami (OH) (09/04/2021)
PENALTY YARDS	45	Miami (OH) (09/04/2021)
TURNOVERS	2	Miami (OH) (09/04/2021)
PUNTS	4	Murray St. (09/11/2021)
PUNTING AVG	45.3	Murray St. (09/11/2021)
LONG PUNT	50	Murray St. (09/11/2021)
PUNTS INSIDE 20	2	Murray St. (09/11/2021)
LONG PUNT RETURN	3	Murray St. (09/11/2021)