



# CINCINNATI

## 2021 FOOTBALL GAME NOTES



UC ATHLETICS COMMUNICATIONS 2751 O'VARSITY WAY SUITE 860 CINCINNATI, OHIO 45221-0021 • GOBEARCATS.COM

GAME  
13



3/4/4 CINCINNATI

12-0 • 8-0 AAC

VS

16/16/24 HOUSTON

11-1 • 8-0 AAC

SATURDAY, DEC. 4, 2021 • 4 PM ET • NIPPERT STADIUM • CINCINNATI, OHIO

HOUSTON

### 2021 SCHEDULE / RESULTS

DATE	OPPONENT [TV]	TIME (ET)/RES
Sept. 4	MIAMI [OH] (ESPN+)	W, 49-14
Sept. 11	MURRAY STATE (ESPN+)	W, 42-7
Sept. 18	@ Indiana (ESPN)	W, 38-24
Oct. 2	@ Notre Dame (NBC)	W, 24-13
Oct. 8	TEMPLE * (ESPN)	W, 52-3
Oct. 16	UCF * [ABC]	W, 56-21
Oct. 23	@ Navy * [ESPN2]	W, 27-20
Oct. 30	@ Tulane * (ESPN2)	W, 31-12
Nov. 6	TULSA * [ESPN2] Homecoming	W, 28-20
Nov. 12	@ South Florida * [ESPN2]	W, 45-28
Nov. 20	SMU * [ESPN] Senior Day	W, 48-14
Nov. 26	@ East Carolina * [ABC]	W, 35-13
Dec. 4	HOUSTON [ABC] AAC Championship	4 p.m.

All times ET. Home games in **BOLD CAPS**

\* - American Athletic Conference game.

### ON THE AIR

#### TV: ABC

• Play-by-Play ..... Joe Tessitore  
• Analyst ..... Greg McElroy  
• Sideline ..... Katie George  
• Online: ..... ESPN+ Mobile App: ESPN+

#### RADIO: BEARCATS SPORTS NETWORK

• Play-by-Play ..... Dan Hoard  
• Analyst ..... Jim Kelly Jr.  
• Host/Engineer ..... Mo Egger  
• Local: 700 WLW AM  
• Satellite: Sirius 83 / XM 83 / SXM App 83  
• App: The Varsity Network: "Search Cincinnati"

**LIVE STATS:** Cincinnati.StatBroadcast.com

### SOCIAL MEDIA

• Twitter ..... @GoBears | @GoBearsFB | @CoachFick  
• Hashtag ..... #Bears | #TEAM | #CinCityPride  
• Instagram ..... @GoBears | @GoBears FB  
• Facebook ..... GoBears | GoBearsFootball

### ATHLETICS COMMUNICATIONS

ZACH STIPE ..... Associate AD/Communications [FB SID]  
Phone [C]: ..... 865-244-6119  
Email: ..... zach.stipe@uc.edu  
Twitter ..... @zachstipe

MEGAN COFFEY/DAVID COHEN ..... Secondary FB Contacts  
Phone [C/C]: ..... 773-343-5870 / 817-739-6585  
Email: ..... Megan.Coffey@uc.edu / David.Cohen@uc.edu  
Twitter ..... @megacoffey21 / @DavidECohen\_  
Web: ..... GoBEARCATS.com

### 2021 AMERICAN ATHLETIC CONFERENCE CHAMPIONSHIP GAME



#### 3/4/4 CINCINNATI BEARCATS

**Head Coach** Luke Fickell  
**Record at Cincinnati** 47-14 (Fifth Year)  
**Overall Record** 53-21 (Sixth Year)



#### 16/16/24 HOUSTON COUGARS

**Head Coach** Dana Holgorsen  
**Record at School** 18-14 (Third Year)  
**Overall Record** 79-55 (11th Year)

#### GAME INFORMATION

**Facility** Nippert Stadium  
**Capacity** 40,000  
**TV ABC**  
**Radio** 700 WLW AM / Sirius 83 / XM 83 / SXM App 83  
**Series Record** Houston leads 15-12  
**At Cincinnati** UC leads 7-5  
**Last Meeting** Nov. 7, 2020 (Cincinnati won 38-10 at home)  
**Streak** Cincinnati has won two straight

### NO. 3/4/4 BEARCATS SEEK SECOND STRAIGHT AAC CHAMPIONSHIP, FIRST 13-0 START

- The Cincinnati football team will look to secure its second-straight American Conference Championship on Saturday at 4 p.m. [ABC] when Houston comes to town.
- Cincinnati will look to improve to 13-0 for the first time in school history and secure its 16th all-time conference title, while locking up a College Football Playoff berth or a New Year's Six Bowl in the process.
- The Cougars dropped their first game, 38-21, to Texas Tech, but have won 11 straight since, including all eight AAC games. Houston is No. 2 in the conference behind UC in both scoring offense (38.8) and scoring defense (19.8).
- Cincinnati has won three straight in the series against Houston, including a 38-10 win in Cincinnati last November when the Bearcats rushed for 342 yards, including 103 yards and three touchdowns from quarterback Desmond Ridder.
- In 2019, UC won 38-23 in Houston as Ridder passed for three TDs and added a rushing score, while safety Ja'Von Hicks had two interceptions and Coby Bryant added a pick, as well.
- Cincinnati completed its second-ever 12-0 regular season on Friday by beating East Carolina 35-13 in Greenville, N.C.
- Ridder (12,072 career total yards) broke the AAC and Cincinnati total yardage records against the Pirates by tossing for 301 yards - his second 300-yard performance in his last three games. He also became the AAC's all-time leader in total touchdowns in the game with 113 (84 passing, 28 rushing, 1 receiving).
- Cincinnati defeated Tulsa 27-24 on Cole Smith's 34-yard field goal as time expired to win the 2020 AAC Championship Game at Nippert Stadium. Alec Pierce had a career-high 146 yards receiving on five catches, Ridder, the AAC Championship MVP, passed for 269 yards and a TD and ran for a score, and Jerome Ford added a 42-yard scoring run for the Bearcats.
- Against ranked teams, UC is 1-0 in 2021 and 4-1 since the start of 2020. Luke Fickell is 5-8 against ranked teams with UC.
- Ridder is a finalist for the Unitas Golden Arm Award, a semifinalist for the Maxwell, Walter Camp and Davey O'Brien Awards, and a candidate for the Heisman Trophy. Bryant is a finalist for the Jim Thorpe Award, given to the nation's top defensive back, while senior linebacker Darrian Beavers is a finalist for the Butkus Award (top LB).
- Six Bearcats accepted Senior Bowl invitations: Ridder, Pierce, Beavers, Bryant, S Bryan Cook and DE Myjai Sanders.
- 16 Bearcats collected All-AAC honors, including 12 on the First Team. Head Coach Luke Fickell and quarterback Desmond Ridder both repeated as AAC Coach of the Year and Offensive Player of the Year, respectively. Gardner won AAC Defensive Player of the Year.

### CINCINNATI PROVES IT'S ELITE

- Cincinnati and current-No. 1 Georgia are the only two teams in the nation that rank in the Top 10 in both scoring offense (UC - 39.6, 8th) and scoring defense (UC - 15.8, 3rd), and the nation's only two teams without a loss.
- Cincinnati sports a 21-1 record (.955) since the start of 2020, with the Bearcats only loss over the last 23 months coming by three points, 24-21, to Georgia in the 2020 Peach Bowl.
- UC is the only team with a double-digit road victory over a CFP Top 10 team (24-13 at current CFP No. 6 Notre Dame).
- Defensively, the Bearcats rank No. 3 in the nation in scoring defense (15.8), No. 2 in pass efficiency defense (95.88), No. 2 in opponent completion percentage (52.6%), No. 3 in pass yards allowed (161.5), No. 3 in interceptions (17), No. 3 in yards per play allowed (4.3), No. 3 in TD passes allowed (8) and No. 8 in total defense (303.3).
- Cincinnati ranks No. 2 in the country in turnovers gained (28) and tied for 10th in turnover margin (10).

### BREAKING RECORDS IN THE CLASSROOM

- UC placed a school-record six players on the CoSIDA Academic All-District First Team last week. No FBS team in the country had more honorees than the Bearcats, which tied for the most with Kentucky. Joining Ridder, who captured the honor for a second straight year, were Pierce, Cook, junior offensive lineman Lorenz Metz, senior linebacker Wilson Huber and junior cornerback Ahmad "Sauce" Gardner. UC posted a school-record GPA [3.212] in spring 2021.

### STREAKS, STORYLINES, SIDEBARS ...

- Cincinnati has scored 475 points and 65 touchdowns in 2021. The UC school record for points (502) and touchdowns (66) are well within reach and were both set by the 2009 team - the last UC team to start 12-0.
- Ridder, who has 3,000 passing yards and 27 TDs in 2021, is the sixth Bearcat to pass for 3,000 yards in a season.
- RB Jerome Ford's 1,055 rushing yards this season marks the 19th 1,000 yard rushing season in UC history.
- Gardner is one of the nation's top defensive players. Per PFF, he has allowed only 14 receptions on 32 targets in 2021. His 12.0 opponent passer rating is the second-lowest in the country. He has never allowed a TD pass.
- UC is currently ranked No. 3 in the AP poll and No. 4 in the Coaches' poll, and was ranked No. 2 in both polls earlier this season. The Bearcats became the first non-Power 5 team to rank in the College Football Playoff's Top 4 last Tuesday.
- UC has won 26-straight at Nippert Stadium, which is the second-longest home win streak in the country behind Clemson (34).
- Cincinnati's 24-13 win at No. 9 Notre Dame was the program's first-ever win over a Top-10 team on the road.
- Cincinnati is 649-594-50 (.521) all-time.
- UC is playing its 134th football season in 2021. The Bearcats program dates to 1885 and is one of the 10 oldest in the FBS.

## GET CONNECTED:

GoBears  
GoBearsFootballGoBears  
GoBearsFB / Coach FickGoBears  
GoBearsFBgobearcats.com  
bearcats\_fb

The University of Cincinnati Athletics Communications Office is ready to assist you in to make the experience of covering UC Athletics productive and rewarding.

**Richard E. Lindner Center • Suite 860****2751 O'Varsity Way • Cincinnati, OH 45221-0021**

SID Phone..... 513-556-5191  
Press Box Phone..... 513-556-1010  
Website..... GoBEARCATS.com

Zach Stipe (Football SID).....Associate AD/Comms. & SBE  
865-244-6119.....stipezd@ucmail.uc.edu  
Megan Coffey (secondary).....Director, SBE  
513-556-9845.....Megan.Coffey@uc.edu  
David Cohen (secondary).....Director, SBE  
513-556-0667.....David.Cohen@uc.edu  
Kelsey Sharkey.....FB Video Contact  
513-556-5986.....Kelsey.Sharkey@uc.edu

**ON THE WEB**

Information on the University of Cincinnati football team is available at [www.GoBEARCATS.com](http://www.GoBEARCATS.com). To receive the UC updates via email, please send a request to Megan Coffey ([megan.coffey@uc.edu](mailto:megan.coffey@uc.edu)) or David Cohen ([david.cohen@uc.edu](mailto:david.cohen@uc.edu)).

Information on the American Athletic Conference and all member institutions is also available through the league's web site at [www.TheAmerican.org](http://www.TheAmerican.org).

**PRACTICES**

During a typical Saturday game week, media may interview players and coaches immediately following practice on Tuesday. Practice is generally closed to the public. Anyone hoping to observe practice should contact UC Athletics Communications in advance. Failure to do so may result in an individual's removal from the venue. During regular-season practices, unless otherwise noted, still and television photographers will be allowed to shoot stretching and the first 30 minutes (six periods).

**PRESS BOX SERVICES**

All media members will be provided with access to game notes via GoBEARCATS.com. At the quarter breaks and halftime, quickie stats and drive charts will be distributed via email. Following the game, a complete post-game statistics package will be distributed via email and will contain a scoring summary, final team statistics, final individual statistics, complete play-by-play, drive charts for both halves, halftime statistics, defensive statistics, substitution chart, postgame quotes from both head coaches and players and postgame notes.

**LIVE STATS**

Live in-game statistics will be available via StatBroadcast.

**INTERNET**

Wireless Internet is available in the press box at Nippert Stadium. Members of the Athletics Communications staff will be available to assist you. There is no access fee.

**WEEKLY MEDIA AVAILABILITY**

Head Coach Luke Fickell and QB Desmond Ridder will be available to the media every Tuesday at noon ET during the season with the exception of UC's bye week. The press conference is streamed live on GoBears.com. Players will be made available at the discretion of the coaching staff.

**MEDIA CREDENTIALS**

Requests for official working media credentials should be directed to the UC Sports Communications Office. All requests should be received no later than noon, four days prior to the game. Visit the football page at GoBEARCATS.com to request credentials online.

Season credentials will be available for pickup prior to the first game. No credentials will be mailed after Tuesday preceding the game. Thereafter, credentials may be picked up on gameday at the media will call located by gate J in the lobby of the Steger Student Life Center.

On gameday, media should park in Clifton Court Garage and enter Nippert Stadium through Gate J. Masks will be required inside the Nippert Stadium West Pavilion and any interior spaces on campus due to current UC policies.

**SCOUTING PASSES**

Professional scouts may obtain credentials through UC's Athletics Communications Office. Scouts will be issued seating in the press box on a space-available basis.

**SIDELINE PASSES**

The University of Cincinnati follows NCAA guidelines regarding media representatives on the sidelines. Photographers and videographers are permitted to shoot between the 25-yard lines and the goal lines on both sidelines and behind the restraining line in the end zone.

**AAC ON ESPN+**

In Spring 2019, the AAC and ESPN agreed to a 12-year media rights extension beginning in 2020-21. In football, in addition to The American's games continuing to appear on ESPN networks, select conference-controlled games will be available exclusively on ESPN+.

**BEARCATS INSIDER TV SHOW**

Bearcats Insider, a weekly show on Bally Sports Ohio covering UC Athletics, returns in 2021. The 30-minute show, which airs weekly through the season, is hosted by Dan Hoard and former Bearcats standout Tony Pike. Visit [www.ballysports.com/ohio-greatlakes](http://www.ballysports.com/ohio-greatlakes) for a schedule.

**LUKE FICKELL RADIO SHOW**

The hour-long program with Coach Fickell, Dan Hoard and Jim Kelly Jr. will air weekly from 8-9 p.m. ET on both ESPN 1530 AM and 700 WLW AM this season. Fans can listen online at [iheart.com](http://iheart.com) and through 700 WLW and ESPN 1530's iHeartRadio app. For those who can't catch the program live, a podcast of the weekly program will be made available free of charge on 700WLW.com.

**MOBILE APP**

The Cincinnati Bearcats app for iPhone, iPad and Android devices offers fans a wide variety of information on the Bearcats — home and away. The free app is available in the App Store and Google Play.

**2021 QUICK FACTS****GENERAL INFORMATION**

Location..... Cincinnati, OH 45221  
Founded..... 1819  
Enrollment..... 46,798  
Conference..... American Athletic  
Nickname..... Bearcats  
Colors..... Red (PMS 186) & Black  
Home Field..... Nippert Stadium  
Surface/Capacity..... Shaw Sports Elevate 68/40,000  
President..... Neville G. Pinto, PhD  
Director of Athletics..... John Cunningham  
Faculty Representative..... Brian Hatch, PhD

**HISTORY**

First Year of Football..... 1885  
All-Time Record..... 648-594-50  
All-Time Bowl Record..... 10-10  
Last Bowl..... 2021 Peach  
Last Bowl Opponent..... Georgia (L, 24-21)

**2021 TEAM INFORMATION**

Basic Offense..... Multiple  
Basic Defense..... Multiple  
Letterwinners Returning/Lost..... 52/28  
O | D | ST..... 22/14 | 28/11 | 2/3  
Starters Returning/Lost..... 17/8  
O | D | ST..... 7/4 | 8/3 | 2/1

**2020 INFORMATION**

Overall Record..... 9-1  
Home/Road/Neutral..... 7-0/2-0/0-1  
American Record/Finish..... 6-0/AAC Champions  
Final Ranking..... 8 (AP/USA Today/CFP)

**COACHING STAFF**

Head Coach..... Luke Fickell  
Alma Mater..... Ohio State '97  
Record at UC/Year..... 47-14/5  
Career Record/Year..... 53-21/6  
Football Office Phone..... (513) 556-4110  
Twitter..... @CoachFick  
Best time to reach coach..... Contact SID  
Defensive Coordinator/LB..... Mike Tressel  
Offensive Coordinator/TE..... Mike Denbrock  
Passing Game Coordinator/QB..... Gino Guidugli  
Special Teams Coordinator..... Brian Mason  
Assistant Coaches..... Mike Brown (WR), Ron Crook (OL)  
..... Perry Eliano (CB), Colin Hitschler (S)  
..... Darren Paige (RB), Greg Scruggs (DL)  
Defensive GA..... Cam Cleminson, Parrish Gaines  
Offensive GAs..... Nate Letton, Jake Sopko  
Quality Control ...Armon Binns (Off.), Mike Brewster (Off.)  
..... Nick Sharp (Def.)

**collegepressbox**  
SINCE 2005 EVERYTHING BUT THE PREGAME MEAL

collegepressbox is the official media website for Division I football. Access and download game notes, quotes, statistics, media guides, headshots, logos and more for all FBS schools, conferences, postseason games, awards and the College Football Playoff. For access, please register for an account at [collegepressbox.com/register](http://collegepressbox.com/register).

OPPONENT INFORMATION

**HEAD COACH:** Dana Holgorsen  
**RECORD AT HOUSTON:** 18-14 (3rd year)  
**CONFERENCE:** American Athletic Conference  
**2020 RECORD:** 3-5, 3-3 AAC  
**2020 POSTSEASON:** New Mexico Bowl vs Hawaii, L, 14-28

SERIES INFORMATION

<b>Series Record</b> .....	12-15
<b>At Cincinnati</b> .....	7-6
<b>At Houston</b> .....	5-9
<b>At Neutral Sites</b> .....	0-0
<b>Most UC points</b> .....	48, Oct. 7, 2000
<b>Most Houston points</b> .....	49, Nov. 25, 1972
<b>Combined points</b> .....	87, Nov. 14, 1998
<b>Biggest UC win</b> .....	47-14, Nov. 16, 2002
<b>Biggest Houston win</b> .....	0-49, Nov. 25, 1972
<b>Current streak</b> .....	UC won 2 in a row

GAME-BY-GAME

Year	Site	Score	Winner
2020	Cincinnati	38-10	UC
2019	Houston	38-23	UC
2016	Cincinnati	16-40	UH
2015	Houston	30-33	UH
2014	Cincinnati	38-31	UC
2013	Houston	24-17	UC
2002	Cincinnati	47-14	UC
2001	Houston	29-28	UC
2000	Cincinnati	48-31	UC
1999	Houston	20-23	UH
1998	Cincinnati	44-43	UC
1997	Houston	38-41 (2OT)	UH
1996	Cincinnati	31-20	UC
1993	Houston	41-17	UC
1975	Cincinnati	28-23	UC
1974	Houston	6-27	UH
1972	Houston	0-49	UH

LAST TIME THEY MET

	1	2	3	4	F
<b>Cincinnati</b>	7	21	3	7	- 38
<b>Houston</b>	0	10	0	0	- 10

SCORING PLAYS

1st	8:51	CIN	Doaks 2-yard run (Smith kick)
2nd	7:53	CIN	Ridder 10-yard run (Smith kick)
	4:17	HOU	Porter 3-yard run (Witherspoon kick)
	1:40	CIN	Ridder 32-yard run (Smith kick)
	0:38	HOU	Witherspoon 27-yard field goal
	0:13	CIN	Whyte 4-yard pass from Ridder (Smith kick)
3rd	5:48	CIN	Smith 32-yard field goal
4th	14:15	CIN	Ridder 12-yard run (Smith kick)

**RUSHING:** Houston- Porter 16-69-1; Car 5-14; Smith 3-9; Tune 4-1.  
Cincinnati-Doaks 16-184-1; Ridder 12-103-3; Ford 6-43; Tucker 1-9; Montgomery 3-5.

**PASSING:** Cincinnati-Ridder 17-27-162-1-1; Bryant 3-3-6-0-0.  
Houston- Tune 20-34-189-0-1.

**RECEIVING:** Houston-Dell 3-60; Corbin 3-53; Smith 3-31; Trahan 4-21; Singleton 2-14; Smith 1-11; Porter 2-2. Cincinnati-Young Jr. 4-47; Whyte 5-38-1; Doaks 3-30; Tucker 2-17; Taylor 1-16; Jackson 1-9; Jones 2-7; Montgomery 1-2; Ford 1-2.

LAST TIME AGAINST HOUSTON

- Gerrid Doaks and Desmond Ridder ran wild on Houston. Doaks rushed for a career-high 184 yards, Ridder ran for three scores and threw for another and No. 6 Cincinnati rolled to a 38-10 victory over Houston. The Bearcats rushed for 342 yards.
- Doaks ran for the most yards by a Bearcats player since Mike Boone's 212 in 2014 against South Florida. It was Doaks' best total since he had 149 on Nov. 4, 2017, at Tulane.
- Ridder rushed for 103 yards and threw for 162. He has accounted for 13 touchdowns (eight running, five passing) in the past three games.

MORE ON THE RANKINGS

INSIDE THE RANKINGS

- Cincinnati is ranked No. 4 in the nation in the latest College Football Playoff rankings. This marks the highest a non-Power Five team has ever been ranked in the rankings.
- Cincinnati earned its first ever win over a Top-10 team on the road with its 24-13 victory at No. 9 Notre Dame on Oct. 2.
- Since the start of 2020, UC is 4-1 against ranked opponents.
- The Bearcats' highest-ranked win to date was over No. 7 Rutgers (30-11) in 2006, with its highest on the road coming at No. 9 Notre Dame two weeks ago (besting 2009 at No. 14 Pitt). The squad's other top-10 win came in 1999 against No. 9 and eventual Rose Bowl champion Wisconsin.
- Fickell is 5-8 against ranked foes at UC, including a 1-0 record in 2021 (Notre Dame) and a 3-1 mark in 2020 (Army, SMU and Tulsa), while also defeating UCF in 2019.

THE MATCH UP

3/4 CINCINNATI (12-0, 8-0 American)

TEAM STATISTICS	CIN	OPP
Points/Game	39.6	15.8
First Downs	250	219
Rushing/Game	177.7	141.8
Passing/Game	253.6	161.5
Total Offense/Game	431.3	303.3
Fumbles-Lost	16-11	24-15
Pen./Yds per Game	90/56.7	78/49.2
Time of Possession	27:50	32:07

INDIVIDUAL LEADERS

RUSHING	Att	Net	Avg	TD	YPG
Ford	182	1055	5.8	17	95.9
Ridder	93	342	3.7	6	28.5

PASSING	C-A-I	Pct.	Yds	TD	YPG
Ridder	223-338-8	65.98	3000	27	250

RECEIVING	Rec	Yds	Avg	TD	YPG
Pierce	48	802	16.71	7	66.8
Scott	25	452	18.08	4	37.7

DEFENSE	U-A-TT	TFL	Sck.	Int.	PBU
Dublanko	52-47-99	9	3.5	0	0
Beavers	40-40-80	10	4	1	2

16/16 Houston (11-1, 8-0 American)

TEAM STATISTICS	HOU	OPP
Points/Game	38.8	19.8
First Downs	264	187
Rushing/Game	149.6	97.2
Passing/Game	272.4	192
Total Offense/Game	422	289.2
Fumbles-Lost	9-2	20-8
Pen./Yds per Game	77/63.8	67/45.3
Time of Possession	33:09	26:36

INDIVIDUAL LEADERS

RUSHING	Att	Net	Avg	TD	YPG
McCaskill	162	844	5.2	16	70.3
Henry	102	503	4.9	7	45.7

PASSING	C-A-I	Pct.	Yds	TD	YPG
Tune	244-354-8	68.9	3013	26	251.1

RECEIVING	Rec	Yds	Avg	TD	YPG
Dell	71	1027	14.5	11	85.6
Trahan	34	368	10.8	2	30.7

DEFENSE	U-A-TT	TFL	Sck.	Int.	PBU
Mutin	41-24-85	5	2	0	0
Williams	42-9-51	3	0	1	7

NCAA TEAM RANKINGS

CATEGORY	CIN	HOU
Total Offense	44	54
Rushing Offense	50	81
Passing Offense	48	23
Team Passing Efficiency	10	15
Scoring Offense	8	10
Total Defense	8	6
Rushing Defense	49	8
Passing Yards Allowed	3	16
Team Passing Effic. Def.	2	13
Scoring Defense	3	19
Turnover Margin	10	4
3rd Down Conversion Pct	31	40
4th Down Conversion Pct	4	16
3rd Down Conversion Pct Def.	22	4
4th Down Conversion Pct Def.	53	45
Red Zone Offense	94	35
Red Zone Defense	3	20
Net Punting	32	45
Punt Returns	33	8
Kickoff Returns	40	48
First Downs Offense	70	48
First Downs Defense	27	7
Fewest Penalties Per Game	115	77
Time of Possession	113	8

## COACH FICKELL

- UC opened a new era with the hiring of Luke Fickell as the Bearcats' 42nd head coach in December 2016.
- The 23-year veteran of the FBS coaching ranks took the reins of the UC program after spending 16 years at his alma mater, Ohio State. His impressive resume includes being on the staff of two national-championship-winning teams, seeing more than 40 players selected in the NFL Draft, coordinating outstanding defenses over 12 seasons, winning AAC Coach of the Year honors in 2018 and 2020 and leading the Bearcats to an AAC Championship in 2020.

## SEEKING PERFECTION

- Cincinnati finished perfect in the regular season for the first time since going 12-0 to start the 2009 season.
- UC is in the midst of its third ever 12-game winning streak.

## UC'S LONGEST WIN STREAKS TO START THE SEASON

Year	Streak
<b>2021</b>	<b>12-0</b>
2020	9-0
2009	12-0
1954	8-0
1951	9-0

## LONGEST WIN STREAKS IN UC HISTORY

Year[s]	Streak
1953-54	16 games
2009	12 games
<b>2021</b>	<b>12 games</b>
1931-32	10 games
2020	9 games
2019	9 games
2006-07	9 games
2011-12	8 games

## WINNING LIKE FEW OTHERS

- Desmond Ridder is the third FBS quarterback with 43 or more career victories.
- Only Kellen Moore (50) and Colt McCoy (43) have more wins in FBS history.

## Most wins by a QB in CFB history

TEAM	W-L	WIN %
Kellen Moore	50-3	Boise State
Colt McCoy	45-8	Texas
<b>Desmond Ridder</b>	<b>43-5</b>	<b>Cincinnati</b>
Andy Dalton	42-7	TCU
David Greene	42-10	Georgia

\* Peyton Manning had 39

## BEAVERS FOR BUTKUS

- Graduate senior linebacker Darrian Beavers is one of the six finalists for the 2021 Dick Butkus Award, given annually to the nation's top linebacker.
- The Cincinnati native ranks second on the Blackcats defense in tackles (80), tackles for loss (10), sacks (4) and forced fumbles (2). He had his first interception of the season at East Carolina.
- Beavers, a native of Cincinnati and a high school safety, started his career at UConn before transferring back home, transforming his body and developing into one of the nation's top linebackers and a bona fide NFL prospect.

## TURNOVER TIME

- Cincinnati is second in the nation in turnovers gained (28) and 10th in turnover margin (10).
- The Bearcats are third in the nation with 17 interceptions - a mark that leads the AAC.

## MORE RECORDS FOR RIDDER IN 35-13 WIN AT ECU

- Ridder surpassed 12,000 career total yards (12,071) in the 35-13 win at East Carolina, becoming the AAC and Cincinnati career-record holder, passing USF's Quinten Flowers (11,802) and Cincinnati's current quarterbacks coach and passing game coordinator Gino Guidugli (11,930). He also passed Flowers (112 touchdowns) for the AAC career TDs responsible mark with 113.
- Ridder passed for 301 yards and two touchdowns, while senior wide receiver Alec Pierce recorded his third 100-yard game of the season, finishing with eight receptions for 136 yards and one touchdown.
- Junior nickelback Arquon Bush blocked a field goal for a second straight week, swatting away a 35-yard attempt in the fourth quarter, which junior cornerback Ahmad "Sauce" Gardner returned 60 yards for a touchdown to give Cincinnati a commanding 28-6 lead with 11:17 remaining in the game.

## RIDDER SCORES THREE WAYS IN 48-14 WIN OVER SMU

- Ridder celebrated Senior Day by tossing three touchdowns, rushing for a score and catching his first career touchdown to lead the No. 3-ranked Cincinnati football team to a dominant 48-14 victory over SMU on Saturday at Nippert Stadium.
- Ridder collected AAC Offensive Player of the Week honors for the second time this season after he became the first Bearcat ever to score a TD via pass, rush and reception in a single game.

## NATION'S TOP PASS DEFENSE

- UC ranks second nationally in pass efficiency defense (95.88), second in opponent completion percentage (52.5%), third in interceptions (17), third in TD passes allowed (8) and No. 3 in passing yards allowed (161.5).
- Junior Ahmad "Sauce" Gardner is a lockdown boundary cornerback, who at 6-3, 200 pounds, has the production and measurables to be a potential first round pick. He had eight tackles, two PBUs and a 60-yard blocked FG TD return at ECU. Gardner has allowed only 14 receptions on 32 targets in 2021 and his 12.0 opponent passer rating when targeted is No. 2 in the country. He has never allowed a TD pass in his career.
- Senior Coby Bryant is one of three finalists for the Thorpe Award, given to the nation's top DB. He has 11 PBUs and three interceptions in 2021. He ranks No. 16 in the nation in passes defended (14). He has 35 career PBUs and 10 career interceptions. His 45 career passes defended ranks No. 3 among active players.
- Sophomore linebacker Deshaun Pace leads UC in interceptions with four, which is tied for 11th nationally.
- Junior nickel back Arquon Bush, Gardner and Bryant each have three INTs, which is tied for No. 7 in the AAC.

## RIDDER AMONG BEST QB'S IN THE NATION

- QB Desmond Ridder, the 2020 American Athletic Conference Offensive Player of the Year, 2020 AAC Championship Game Most Outstanding Player and 2018 AAC Rookie of the Year, led the Bearcats to an AAC Championship and the team's first New Year's Six

## NUMBERS TO KNOW

0

Ahmad "Sauce" Gardner has never allowed a passing touchdown in his career. The junior from Detroit, Mich. has played 1,008 coverage snaps since beginning his career in 2019 (PFF).

2

UC is one of two teams in the nation that ranks in the Top 10 in scoring offense (39.6, 8th) and scoring defense (15.8, 3rd), joining No. 1 Georgia. They are the only two unbeaten teams remaining.

475

Cincinnati has scored 475 points this season, which trails the school record of 502 by just 27 points. UC also has 65 TDs and is one score away from the school-record of 66. Both records were set in 2009.

99

Sixth-year senior linebacker Joel Dublanko leads the Bearcats with 99 tackles, which ranks fourth in the AAC and 42nd in the nation. He has 219 career tackles. The Aberdeen, Wash. native began his career in 2017 and has appeared in 51 games.

1

Senior quarterback Desmond Ridder is ranked first in UC history in passing touchdowns (84) and first in AAC history with 12,072 total yards and 113 touchdowns.

## MOVING UP SINGLE-SEASON CHARTS

## CINCINNATI SINGLE-SEASON RUSHING TOUCHDOWNS

RK	PLAYER	TDS
1.	Michael Warren II (2018)	19
2.	<b>Jerome Ford (2021)</b>	<b>17</b>
	David Small (1993)	17

## CINCINNATI SINGLE-SEASON TOUCHDOWNS

RK	PLAYER	TDS
1.	Michael Warren II (2018)	20
2.	<b>Jerome Ford (2021)</b>	<b>18</b>

## CINCINNATI SINGLE-SEASON PASSING TOUCHDOWNS

RK	PLAYER	TDS
1.	Gunner Kiel (2014)	31
	Ben Mauk (2007)	31
3.	Tony Pike (2009)	29
4.	<b>Desmond Ridder (2021)</b>	<b>27</b>

## CINCINNATI SINGLE-SEASON PASSING YARDS

RK	PLAYER	YDS
1.	Gino Guidugli (2002)	3,543
2.	Brendon Kay (2013)	3,302
3.	Greg Cook (1968)	3,272
4.	Gunner Kiel (2014)	3,254
5.	Ben Mauk (2007)	3,121
6.	<b>Desmond Ridder (2021)</b>	<b>3,000</b>

## CINCINNATI SINGLE-SEASON RECEIVING YARDS

RK	PLAYER	YDS
10.	Anthony McClung (2013)	939
20.	<b>Alec Pierce (2021)</b>	<b>802</b>

## CINCINNATI SINGLE-SEASON RUSHING YARDS

RK	PLAYER	YDS
10.	Steve Cowan (1970)	1,197
15.	<b>Jerome Ford (2021)</b>	<b>1,055</b>



## 2021 AAC AWARDS

The Bearcats took over the American Athletic Conference Awards this year. In addition to winning Coach of the Year, Offensive Player of the Year and Defensive Player of the Year, 16 Bearcats were named to the All-AAC teams, including 12 on the First Team, one on the Second Team and three were named as Honorable Mentions.

- The 12 First Team selections for the Bearcats are the most by any team in American Athletic Conference history.
- Ridder becomes only the second player to repeat as Offensive Player of the Year in AAC history (McKenzie Milton, UCF, 2016, 2017).
- Gardner was selected by every other coach in the conference as the Defensive Player of the Year, the first in UC history. He also becomes just the fifth player in AAC history to be selected to the First Team three times.
- Fickell has led the Bearcats to a 12-0 record and is the first coach to get a top four ranking from the College Football Playoff Selection Committee in AAC history.

### AAC OFFENSIVE PLAYER OF THE YEAR

- QB Desmond Ridder - Two-time winner (2020, 2021)

### AAC DEFENSIVE PLAYER OF THE YEAR

- CB Ahmad "Sauce" Gardner - Unanimous winner

### AAC COACH OF THE YEAR

- Luke Fickell - Three-time (2018, 2020, 2021)

### ALL-AAC FIRST TEAM

- QB Desmond Ridder - Two-time (2020, 2021)
- RB Jerome Ford
- OT Dylan O'Quinn
- OG Lorenz Metz
- C Jake Renfro
- DL Curtis Brooks
- DL Myjai Sanders - Unanimous, two-time (2020, 2021)
- LB Darrian Beavers
- LB Joel Dublanko
- CB Ahmad "Sauce" Gardner - Unanimous, three-time (2019, 2020, 2021)
- CB Coby Bryant - Two-time (2020, 2021)
- S Bryan Cook

### ALL-AAC SECOND TEAM

- WR Alec Pierce

### ALL-AAC HONORABLE MENTIONS

- DL Marcus Brown - Former Second Team (2020)
- LB Deshaun Pace
- TE Josh Whyte - Former Second Team (2020)

appearance since 2009.

- Through 12 games in 2021, Ridder has passed for 3,000 yards and 27 touchdowns, while adding 352 yards and six scores on the ground.
- He has thrown a TD pass in 23 straight games.
- Ridder is the No. 1 TD passer in school history, throwing 84 touchdowns. He passed UC QB coach Gino Guidugli (78 from 2001-04) for first in UC history in TD throws.
- Ridder, who graduated last fall, has 12,072 yards of total offense in his career, which ranks No. 1 in AAC history.
- Ridder is the only active player in college football with 9,000 passing yards and 2,000 rushing yards.
- He was a 2020 finalist for the Manning Award.
- He became a father in April to a baby girl, Leighton Elizabeth, with his partner, Claire. Read more on Ridder on Page 8.

### RIDDER SETS TO PASS MARK IN 45-28 WIN AT USF

- Senior QB Desmond Ridder completed 31 of 39 passes for 304 yards in the win at USF last Friday in Tampa.
- More importantly, he threw a pair of touchdowns in the game. His first, a one yard pass to Tre Tucker, gave him 78 career passing touchdowns, tying his quarterbacks coach Gino Guidugli for the most in UC history. His second TD pass, a 21-yard toss to Josh Whyte to start the third quarter, gave him the most career passing touchdowns in UC history.
- Ridder threw an interception on his second pass attempt, but then proceeded to complete 13 straight pass attempts and lead UC to 31 straight points.
- CB Ahmad Gardner and LB Deshaun Pace each had interceptions in the game, while RB Ryan Montgomery scored two TDs.

### BUILT FORD TOUGH

- Cincinnati junior running back Jerome Ford ranks eighth nationally in rushing touchdowns (17) and six in overall touchdowns (18).
- Ford's 95.9 rush ypg average ranks No. 1 in the AAC and ranks No. 26 nationally.
- Ford captured back-to-back AAC Offensive Player of the Week honors after rushing for 189 yards and four touchdowns against UCF and 149 yards and two scores versus Temple to lead Cincinnati to back-to-back 50-point games for the first-time in school history.
- Ford has five career 100-yard games, including four in 2021. The Cincinnati single-season record for 100-yard games is eight, set in 1986 by Reggie Taylor.
- Ford reached 100 rushing yards in the first four home games at Nippert Stadium in 2021.
- Ford at home in 2021: 92 carries, 678 rushing yards, 7.37 ypc, 113 ypg and 12 TDs.
- Ford has three career 75+ TD runs. He had a 75-yarder versus Temple, a 79-yarder vs. UCF and a 79-yard TD run against Georgia in the 2021 Peach Bowl.

### SAUCE PROVING TO BE ONE OF NATION'S BEST CBS

- CB Ahmad "Sauce" Gardner has never allowed a TD in his career, spanning more than 1,000 coverage snaps.
- The Detroit, Mich., native has allowed the nation's second-lowest passer rating (12.0) on 32 targets (14 completions) in 2021. He has 33 tackles, three INTs, two sacks, 2.5 TFLs, four PBUs and a forced fumble in 2021.
- Gardner was named along with teammate Coby Bryant to the Thorpe Award semifinalist list and was a mid-season All-American by the AP, ESPN, CBS, The Athletic

and Sporting News.

- Against Notre Dame, per PFF, Gardner allowed just three targets, two catches (nine yards) to go with his eighth-career INT over 51 coverage snaps.
- The two-time First-Team All-AAC selection (19-20) was a First Team All-American by USA Today and FWA in 2020

### LEGENDARY NAMESAKE, STELLAR PLAY

- Yes, senior cornerback Coby Bryant is named after NBA Legend Kobe Bryant.
- "My parents loved Kobe Bryant and my brother does too," Coby said. "So I was named for Kobe Bryant - it's just spelled differently."
- Bryant ranks third in the nation with 45 career passes defended (10 INTs, 35 PBUs) among active players.
- In 2021, he has three interceptions, including a 74-yard pick-six against UCF, and 30 tackles. His 14 passes defended in 2021 rank ninth in the country.
- Bryant's brother, Christian, played safety at Ohio State under Luke Fickell and was drafted by the St. Louis Rams in 2014.
- Bryant was a first-team All-AAC selection in 2020 and has already collected PFF College National Team of the Week honors (Oct. 18) and twice been named to the AAC's weekly honor roll.
- Bryant is a finalist for the Jim Thorpe Award, given to the nation's top defensive back.

### PIERCE PROVES TO BE TOP TARGET

- Senior wide receiver Alec Pierce has proven to be one of the nation's top targets and the favorite receiver of QB Desmond Ridder.
- The 6-3, 213-pounder from Glen Ellyn, Ill., leads the Bearcats with 48 receptions for 802 yards (16.71 ypc) and seven TDs in 2021.
- He ranks fifth in the AAC in yards per catch (16.7) and sixth in yards per game (66.8).
- He had two touchdown receptions in the 48-14 win over SMU on Senior Day.
- The Rich Eisen Show named Pierce the Gorilla Glue "Toughest Player on Earth" following his six-catch, 144-yard performance in the 24-13 win at Notre Dame.
- A mechanical engineering major, he was limited to just six games and 17 catches in 2020 after totaling 37 catches for 652 yards and two scores as a sophomore in 2019.

### SUPER SENIORS

- Five players, LB Darrian Beavers, DT Curtis Brooks, DT Marcus Brown, CB Coby Bryant, and LB Joel Dublanko elected to use their additional year of eligibility from COVID-19 to return to school for another season.
- QB Desmond Ridder & DE Myjai Sanders are NFL prospects who chose to return to UC.

### BEARCATS HAVE ONE OF THE NATION'S TOP O-LINES

- Cincinnati has one of the nation's top offensive lines, which has allowed the Bearcats to average 6.82 yards per play (vs FBS) this season - which ranks 6th nationally.
- Cincinnati leads the American in yards per play (6.81) and is second in yards per rush (5.2).
- The Bearcats have only allowed 42 TFLs this season which ranks No. 6 nationally and is 23 less than the second-best American team (Memphis, 65).
- LG Jeremy Cooper and RT Dylan O'Quinn have started all 12 games for UC, while Lorenz Metz has emerged as a

force since taking over at RG for Vinny McConnell, who missed time due to illness.

- C Jake Renfro is arguably the AAC's top center. He missed the USF game due to injury, but McConnell stepped in and had a great performance.
- LT James Tunstall won the job in Week 4 and hasn't looked back. He is a former FCS All-American at Stony Brook.

#### WHYLE MAKES PLAYS

- TE Josh Whyte was UC's leading receiver last year with 25 receptions for 318 yards and six TDs.
- He made his first career start against Memphis and had four receptions for 36 yards on five targets.
- Pro Football Focus named him a Third-Team All-America selection and he also snagged PFF All-AAC honors along with Second-Team All-AAC accolades from the coaches.
- He is on a touchdown tear recently, bringing in two touchdowns in each game against Navy and Tulane.
- The junior tight end is second on the team in receiving touchdowns with six through 12 games.
- He has 22 receptions for 285 yards so far in 2021.

#### MONTGOMERY LEADS RUSH ATTACK AT USF

- Junior running back Ryan Montgomery had a game-high 72 rushing yards and two touchdowns on just six carries to lead Cincinnati's rushing attack at USF.
- Playing without leading rusher Jerome Ford, Montgomery led a three-headed attack with Ethan Wright (10 car. 34 yards, 1 TD) and Charles McClelland (6 car. 34 yards) also seeing action.
- Montgomery's 55-yard TD with 1:22 left effectively ended the game.
- The Franklin, Ohio, native has 310 rushing yards on 43 carries this season for an impressive 7.2 ypc average.
- He is also in his third season as UC's punt returner. His 11.42 punt return average in 2021 ranks second in the AAC and ninth nationally.

#### COMMUNITY SHOWS UP FOR COLLEGE GAMEDAY

- ESPN College GameDay came to Cincinnati for the first-time in school history on Saturday, Nov. 6.
- Originating from The Commons at the heart of UC's campus, the show featured a live interview with head coach Luke Fickell and a behind-the-scenes segment on the Bearcats.
- Cincinnati is the 78th different school and the 94th different city to host GameDay during the show's 35 seasons. In addition, this is the fourth time that GameDay is originating from the home site of an American Athletic Conference program, having traveled to Memphis (2019), UCF (2018) and Temple (2015) in recent seasons.
- Approximately 15,000 fans attended the event in an incredible show of support for the Bearcats.

#### GOAL LINE STANDS LIFT UC PAST TULSA

- The Bearcats made back-to-back goal line stops in the final two minutes to secure the 28-20 victory over Tulsa at Nippert Stadium.
- Senior LB Joel Dublanko made a career-high 17 tackles while senior WR Alec Pierce had five receptions for 113 yards and one 12-yard TD - his second 100-yard game of the season and fourth of his career.

#### RIDDER LEADS UC TO TOP-10 VICTORY AT NOTRE DAME

- QB Desmond Ridder was named the Davey O'Brien National QB of the Week for the second time and snagged the sixth AAC Player of the Week honor of his career on Oct. 4, following his triumphant performance at No. 9 Notre Dame on Oct. 2. The senior totaled 323 yards of total offense and three TDs to lead Cincinnati to its first-ever victory over a top-10 team on the road.
- Ridder tossed first-half touchdown passes to Tre Tucker and Leonard Taylor.
- After Notre Dame cut the UC lead to 4, 17-13, with eight minutes remaining in the game, Ridder led a six-play, 75-yard drive in which he delivered a 36-yard NFL throw to Taylor to put the Bearcats in the red zone. Two plays later he scored the game-sealing touchdown on a six-yard rush.

#### RIDDER, DEFENSE LEAD 31-12 WIN AT TULANE

- The Bearcats forced four turnovers in the 32-12 win over Tulane.
- Coby Bryant and Ja'von Hicks each secured an interception while Joel Dublanko and Malik Vann both forced a fumble.

#### SUPER SENIORS LEAD UC PAST NAVY

- Linebackers Joel Dublanko and Darrian Beavers and defensive tackle Curtis Brooks led Cincinnati to a 27-20 victory over Navy on Oct. 23.
- Dublanko (15 stops) and Beavers (14) each had career highs in tackles, while Brooks had 10 tackles and 3.0 TFLs - both career highs - on the defensive line. Brooks was named to the AAC honor roll for his performance.
- All three used their additional year of eligibility from COVID-19 to return to school for another season.
- UC had a season-high 11 TFLs in the game, most since Sept. 14, 2019.
- Cincinnati kickers Christian Lowery and Alex Bales both kicked the first field goals of their careers with Bales' 52-yarder as time expired serving as the longest by a Bearcat since 2008 and the seventh-longest in school history.

#### CINCINNATI DOMINATES UCF, EARNS 82B 50-PT WINS

- This is the first time in school history that the Bearcats have scored 50-plus points in back-to-back games (defeated Temple 52-3 on Friday).
- UC scored 56 points, which is the most since it scored since 63 against Alabama A&M on Sept. 15, 2018.
- The Bearcats jumped out to a 35-0 lead vs. UCF.
- RB Jerome Ford rushed for 179 yards and four touchdowns in the first half and finished with 189 rushing yards and four scores.

#### FORD RUNS OVER OWLS IN 52-3 WIN VS TEMPLE

- UC held Temple to 3 points, which is the fewest by an opponent since Nov. 9, 2019 against UConn (48-3).
- Jerome Ford's 75-yard TD run on the first play of the second half broke open a 17-3 game, giving the Bearcats a 24-3 lead en route to a 35-point second half.
- Sophomore RB Ethan Wright scored the first TD of his career on a 58-yard rush.
- The BlackCats defense only allowed 234 total yards, which was the lowest total of the year and fewest since UC gave up only 164 yards versus Boston College in a 38-6 win in the 2020 Birmingham Bowl in 2020. It was the fewest total yards from an opponent in a conference

#### GLANCING AT THE RECORD

	2021	STK	SINCE '17*
Overall	12-0	W12	47-14
Home	6-0	W26	27-4
Road	6-0	W6	17-9
Neutral	0-0	L1	2-1
Conference	8-0	W15	29-10
Home	4-0	W17	17-3
Road	4-0	W6	11-6
Neutral	0-0	W1	1-1
Non-Conference	4-0	W4	17-4
Home	3-0	W9	11-1
Road	2-0	W3	4-2
Neutral	0-0	L1	2-1

\*since Luke Fickell became UC's head coach

#### AAC STANDINGS

SCHOOL	AAC	OVERALL
#3/4 Cincinnati	8-0	12-0
#16/16 Houston	8-0	11-1
UCF	5-3	8-4
ECU	5-3	7-5
Tulsa	5-3	6-6
SMU	4-4	8-4
Navy	3-5	3-8
Memphis	2-5	5-6
Tulane	1-6	2-9
South Florida	1-7	2-10
Temple	1-7	3-9

#### THE COMPANY WE KEEP

- UC has won over 87% of its football games since 2018, ranking fifth among squads in the NCAA FBS.

#### RECORD SINCE THE START OF THE 2018 SEASON

TEAM	W-L	WIN %
Alabama	50-4	92.6%
Ohio State	44-5	89.8%
Clemson	48-6	88.9%
Notre Dame	45-6	88.2%
<b>Cincinnati</b>	<b>43-6</b>	<b>87.8%</b>
Georgia	44-7	86.3%
Oklahoma	43-8	84.3%

#### LIGHT UP THE SKY

- UC is a crafty veteran in stadium lighting, first starting in 1909 out of sheer necessity, as the large number of co-op students on the team could only practice after dark.
- As technology improved, UC's electrical engineering co-ops designed a lighting system which allowed UC to host one of the first night football games in the U.S. and the first in the Midwest on Sept. 29, 1923, opening the season at night with a 17-0 win over Kentucky Wesleyan.

#### CHEER CINCINNATI

- UC serves as an economic powerhouse for the Queen City, with more than 15,000 employees, 46,000 students, 300,000 living alumni and countless Bearcats fans.
- Among the state's five counties in southwestern Ohio, UC generates a whopping \$3.3 billion annual impact.
- UC is the 18th-oldest public institution in the United States and traces its origins to the founding of the Medical College of Ohio and Cincinnati College in 1819.

game since allowing 218 versus UConn in 2019.

### 'PACE'-ING THE DEFENSE

- Sophomore linebacker Deshawn Pace leads Cincinnati with four INTs, which ranks third in the AAC and tied-for 11th nationally. The Cincinnati native is fourth on UC with 79 tackles and his 8.0 TFLs are also fourth on the team.
- Pace was named the AAC Defensive Player of the Week after a game-high 10 tackles and a fourth-quarter interception in the 38-24 win at Indiana.

### FREAKS LIST

- UC tied for the national lead with three honorees on Bruce Feldman's annual Freaks list.
- Myjai Sanders a 6-5, 259-pound DE, ran a 4.56 40-yard dash this offseason and 4.10 in the shuttle. He also has a 10-2 broad jump and 35-inch vertical.
- Alec Pierce, the big play, 6-3, 213-pound WR, broke the program skill-position record with a 675-pound deadlift. He also boasts an 11-foot broad jump, 40-inch vertical, 4.45 40 and 3.8 GPA in mechanical engineering.
- Desmond Ridder has clocked a 4.55 40 to go with a 10-8 broad jump, 4.00 shuttle and 36-inch vertical.

### FUTURE NFL STARS

- More than 20 NFL scouts, including a several GMs, were credentialed for the Temple game and at least 13 scouts watched UC face UCF.
- Desmond Ridder (No. 8 QB), Myjai Sanders (No. 6 DE) and Ahmad Gardner (No. 6 CB) were listed among Mel Kiper's top 2022 draft prospects in September.
- Ridder moved up to the No. 5 QB in Kiper's latest update, while WR Alec Pierce was labeled the "Under-the-radar prospect your should know" by Kiper, who also called him a third or fourth round pick.

### HOMEGROWN

- Since Head Coach Luke Fickell's arrival in Cincinnati in late 2016, the recruiting focus has shifted to the State of Cincinnati, a 50-mile radius around campus along with a 300-mile radius which covers Ohio and more. During Fickell's first spring in 2017, 11 scholarship players hailed from Ohio and entering 2021, the number has jumped to 45 Ohio scholarship players.

### WE ARE THE CHAMPIONS

- UC won the 2020 AAC Championship, its 15th league championship, first title since 2014 and first outright crown since 2009.
- UC will play in its third-straight AAC title game on Dec. 4.
- The 2020 AAC Championship game, played on Saturday, Dec. 19 at Nippert Stadium marked the latest date a game was played in Nippert since a game vs. Xavier on Dec. 7, 1918.
- It was UC's first December home game since defeating Houston for a share of the AAC titled on Dec. 6, 2014.

### CONFERENCE CHAMPIONSHIPS (15)

YEAR	LEAGUE	HC	REC
1933	Buckeye *	King	7-2-0
1934	Buckeye	King	6-2-1
1947	Mid-American	Nolting	7-3-0
1949	Mid-American	Gillman	7-4-0
1951	Mid-American	Gillman	10-1-0
1952	Mid-American	Gillman	8-1-1
1963	Missouri Valley *	Studley	6-4-0
1964	Missouri Valley	Studley	8-2-0
2002	Conference USA *	Minter	7-7-0
2008	BIG EAST	Kelly	11-3-0
2009	BIG EAST	Kelly	12-1-0
2011	BIG EAST *	Jones	10-3-0
2012	BIG EAST *	Jones	10-3-0
2014	American *	Tuberville	9-4-0
2020	American	Fickell	9-0-0

\* - Shared title

### DON'T CALL IT A COMEBACK


- UC's 14-0 deficit at Indiana marked its largest comeback win since 2018 against Ohio, which was Desmond Ridder's third-career start.
- UC had 2019 comeback wins over USF (10), ECU (12), then No. 18 UCF (6) and Miami (OH) (10).
- UC put together six come-from-behind wins in 2018, earning victories after facing deficits at UCLA (10), vs. Ohio (21), vs. Tulane (4), at SMU (2), USF (6) and vs. Virginia Tech in the Military Bowl (3).

### COMEBACK WINS UNDER FICKELL

DATE	OPPONENT	DEFICIT	FINAL
11/12/21	@USF	7	W, 45-28
10/23/21	@ Navy	7	W, 27-20
09/18/21	@ INDIANA	14	W, 38-24
09/11/21	MURRAY STATE	7	W, 42-7
11/21/20	@ UCF	11	W, 36-33
09/26/20	22 ARMY	7	W, 24-10
11/16/19	@ USF	10	W, 20-17
11/02/19	@ ECU	12	W, 46-43
10/04/19	18 UCF	6	W, 27-24
09/14/19	MIAMI (OH)	10	W, 35-13
12/31/18	vs. Virginia Tech	3	W, 35-31
11/10/18	USF	6	W, 35-23
10/27/18	@ SMU	2	W, 26-20
10/06/18	TULANE	4	W, 37-21
09/22/18	OHIO	21	W, 34-30
09/01/18	@ UCLA	10	W, 26-17
11/25/17	UCONN	7	W, 22-21
11/04/17	@ Tulane	3	W, 17-16
09/16/17	@ Miami (OH)	11	W, 21-17

### THE BEARCATS - A FICKELL-ERA COMPARISON

CATEGORY	2017	2018	2019	2020	2021
Points Per Game	20.9	35.0	29.6	37.5	39.6
Total TDs	31	43	49	49	65
Yards Per Game	351.8	449.6	390.3	451.0	432.0
Yards Per Play	5.2	6.0	5.5	6.7	6.8
Rushing Yards Per Game	135.3	235.6	208.0	212.4	178.4
Rushing Yards Per Carry	4.4	5.1	4.7	5.6	5.2
Passing Yards Per Game	216.4	214.0	182.3	238.6	253.6
Passing Yards Per Attempt	6.0	7.6	6.8	8.1	8.7
Penalties/Yards/Per Game	94/876/73.0	71/680/75.6	123/977/69.8	88/768/76.8	90/680/56.7
Third-Down Conversion	39%	45%	43%	45%	44%
Red Zone Conversion (TDs)	75% [55% TDs]	80% [71% TDs]	83% [66% TDs]	80% [67% TDs]	80% [69% TDs]
Takeaways	11 [5 INT/6 FR]	20 [12 INT/8 FR]	26 [16 INT/10 FR]	21 [16 INT/5 FR]	32 [17 INT/15 FR]
Giveaways	16 [9 INT/7 FL]	20 [7 INT/13 FL]	20 [11 INT/9 FL]	16 [6 INT/10 FL]	17 [8 INT, 9 FL]
Points Allowed Per Game	31.8	14.0	20.6	16.8	15.8
Total TDs Allowed	42	15	32	17	23
Yards Allowed Per Game	428.5	273.4	361.4	324.6	303.3
Yards Allowed Per Play	5.8	4.2	5.1	4.6	4.3
Rushing Yards Allowed	192.4	102.6	138.6	111.1	141.8
Yards Allowed Per Carry	4.4	3.2	3.6	3.1	3.5
Passing Yards Allowed	236.1	170.9	222.8	213.5	161.5
Yards Allowed Per Attempt	8.0	5.3	6.9	6.0	5.4
Opponent Third-Down Conversion	43%	26%	38%	35%	34%
Opponent Red Zone Conversion (TDs)	87% [52% TDs]	77% [55% TDs]	73% [43% TDs]	74% [44% TDs]	64% [53% TDs]



# THE RIDDER FACTOR

## 9 Things You Need to Know about No. 9 Desmond Ridder, Cincinnati's Star QB

1. He is the winningest active QB in College Football (43-5, 89.5%)
2. The Louisville, Ky., native has passed for more than 9,000 yards (9,905) and accounted for more than 12,000 total yards (12,072).
3. He has 33 total TDs (27 passing, 6 rushing) and eight interceptions in 2021.
4. He has passed for 3,000 yards and is completing 65.8% of his passes in 2021.
5. Ridder was named the National QB of the Week after leading UC to its first-ever road win over a Top 10 team against No. 9 Notre Dame (24-13).
6. Ridder was 2020 AAC Player of the Year, 2020 AAC Championship Game MVP and the 2018 AAC Rookie of the Year.
7. A former two-star recruit, current Cincinnati Bengals head coach Zac Taylor gave Ridder his first FBS scholarship offer when he was the offensive coordinator at UC.
8. His debut came on the third offensive series in the 2018 season opener at UCLA where he led Cincinnati to a 26-17 comeback win (UC trailed 10-0).
9. He became a father in April to a baby girl, Leighton, with his partner, Claire.



## RIDDER'S CAREER GAME-BY-GAME

		PASSING						RUSHING					
2021 DATE	OPP	C	A	I	%	Y	TD	LG	A	Y	TD	LG	
09/04	Miami (OH)	20	25	1	80.0	295	4	81	6	31	1	25	
09/11	Murray St.	14	22	0	63.6	243	2	48	4	-4	0	4	
09/18	at Indiana	20	36	1	55.6	210	1	28	10	45	1	26	
10/02	at Notre Dame	19	32	0	59.4	297	2	45	10	26	1	11	
10/08	Temple	22	30	0	73.3	244	3	38	3	6	0	13	
10/16	UCF	13	23	0	56.5	140	1	23	4	14	0	10	
10/23	at Navy	18	30	1	60.0	176	2	31	5	6	0	6	
10/30	at Tulane	17	27	1	63.0	227	3	38	13	47	0	37	
11/6	Tulsa	15	23	1	65.2	274	2	40	12	43	1	15	
11/13	at USF	31	39	1	79.4	304	2	21	13	65	1	15	
11/20	SMU	17	23	0	73.9	274	3	53	3	46	1	40	
11/26	at ECU	17	28	2	60.7	301	2	53	10	37	0	24	
TOTALS		223	338	8	65.8%	3000	27	81	93	362	6	40	

2020 DATE	OPP	PASSING						RUSHING					
		C	A	I	%	Y	TD	LG	A	Y	TD	LG	
09/19	APSU	13	19	0	68.4%	196	2	32	4	57	0	38	
09/26	Army	18	33	1	54.5%	258	2	60	7	-14	0	5	
10/03	USF	16	26	3	61.5%	143	2	35	4	28	0	26	
10/24	at SMU	13	21	0	61.9%	126	1	19	8	179	3	91	
10/31	Memphis	21	26	1	80.8%	271	3	45	10	41	2	13	
11/07	Houston	17	27	1	63.0%	162	1	16	12	103	3	32	
11/13	ECU	24	31	0	77.4%	327	3	45	8	75	1	27	
11/21	at UCF	21	32	0	65.6%	338	2	35	14	57	2	20	
12/19	Tulsa	19	29	0	65.5%	269	1	45	16	83	1	15	
01/01	Georgia	24	37	0	64.9%	206	2	25	15	-17	0	9	
TOTALS		186	281	6	66.2%	2296	19	60	98	592	12	91	

2019 DATE	OPP	PASSING						RUSHING					
		C	A	I	%	Y	TD	LG	A	Y	TD	LG	
08/29	UCLA	18	26	1	69.2%	242	2	52	9	34	0	15	
09/07	at Ohio State	13	20	1	65.0%	166	0	46	9	-3	0	13	
09/14	Miami (OH)	14	30	1	46.7%	186	2	51	13	9	0	18	
09/28	at Marshall	18	22	0	81.8%	221	4	46	9	48	0	12	
10/04	UCF	17	31	1	54.8%	149	2	26	12	41	0	12	
10/12	at Houston	14	24	1	58.3%	263	3	75	11	50	1	18	
10/19	Tulsa	12	22	0	54.5%	172	1	49	9	23	0	23	
11/02	at East Carolina	12	24	2	50.0%	161	1	73	12	121	0	32	
11/09	UConn	13	23	0	56.5%	136	2	23	7	94	0	34	
11/16	at USF	9	18	0	50.0%	78	0	30	12	18	0	20	
11/23	Temple	9	25	1	36.0%	62	0	10	9	-3	0	9	
12/07	at Memphis	16	36	1	44.4%	233	0	32	11	113	1	39	
01/02	Boston College	14	24	0	58.3%	95	1	17	21	105	3	22	
Totals		179	325	9	55.1%	2164	18	75	144	650	5	39	

2018 DATE	OPP	PASSING						RUSHING				
		C	A	I	%	Y	TD	LG	A	Y	TD	LG
09/01	at UCLA	13	24	0	54.2%	100	0	18	14	63	0	32
09/08	at MIAMI	6	11	0	54.5%	45	1	14	18	100	0	39
09/15	Alabama A&M	9	10	0	90.0%	199	3	61	2	12	1	22
09/22	Ohio	19	29	1	65.5%	274	2	77	10	28	1	9
09/29	at UConn	20	26	0	76.9%	270	2	38	8	47	1	41
10/06	Tulane	15	25	1	60.0%	174	2	31	16	65	1	28
10/20	at Temple	14	33	1	42.4%	111	0	15	16	9	0	12
10/27	at SMU	33	50	2	66.0%	352	2	32	17	47	0	19
11/03	Navy	13	17	0	76.5%	178	1	55	7	66	1	28
11/10	USF	17	24	0	70.8%	194	2	43	18	60	0	20
11/17	at UCF	11	26	0	42.3%	127	0	22	20	70	0	19
11/23	ECU	20	29	0	69.0%	335	4	57	2	7	0	7
12/31	vs Virginia Tech	4	7	0	57.1%	86	1	38	1	9	0	9
Totals		194	311	5		2445	20	77	149	583	5	41

### CAREER RUSHING STATISTICS

YEAR	GP	ATT	YDS	TD	LG	AVG/A	AVG/G
2018	13	150	572	5	41	3.9	44.8
2019	13	144	650	5	39	4.5	50.0
2020	10	98	592	12	91	6.0	59.2
2021	12	93	372	6	40	3.6	28.9
<b>TOTAL</b>	<b>48</b>	<b>485</b>	<b>2193</b>	<b>28</b>	<b>91</b>	<b>4.5</b>	<b>45.8</b>

### CAREER PASSING STATISTICS

YEAR	GP	C	A	I	Y	TD	LG	%	AVG/P	AVG/G
2018	13	194	311	5	2445	20	77	.62	12.6	188.1
2019	13	179	325	9	2164	18	75	.55	12.1	166.5
2020	10	186	281	6	2296	19	60	.66	12.3	229.6
2021	12	223	338	8	3000	27	81	.65	13.1	245.3
<b>TOTAL</b>	<b>48</b>	<b>765</b>	<b>1232</b>	<b>28</b>	<b>9905</b>	<b>84</b>	<b>81</b>	<b>61.5</b>	<b>12.45</b>	<b>206.6</b>

## RIDDER IN THE RECORD BOOKS

### CINCINNATI SCHOOL RECORDS

PASSING YARDS		
RK	PLAYER	YDS
1	Gino Guidugli (2001-04)	11,453
2	Desmond Ridder (2018-pres.)	9,905

PASSING TOUCHDOWNS		
RK	PLAYER	YDS
1	Desmond Ridder (2018-pres.)	84
2	Gino Guidugli (2001-04)	78

TOTAL YARDS		
RK	PLAYER	YDS
1	Desmond Ridder (2018-pres.)	12,072
2	Gino Guidugli (2001-04)	11,930

## AMERICAN ATHLETIC CONFERENCE RECORDS

TOUCHDOWNS RESPONSIBLE FOR		
RK	PLAYER	TDs
1	Desmond Ridder, Cincinnati	113
2	Quinton Flowers, USF	112
3	Brady White, Memphis	97

TOUCHDOWN PASSES		
RK	PLAYER	TDs
1	Brady White, Memphis	90
2	Desmond Ridder, Cincinnati	84
3	Dane Evans, Tulsa	80
4	Phillip Walker, Temple	74
5	McKenzie Milton, UCF	72

TOTAL YARDS GAINED		
RK	PLAYER	YDS
1	Desmond Ridder, Cincinnati	12,072
2	Quinton Flowers, USF	11,802
3	Phillip Walker, Temple	11,431
4	Holton Ahlers, East Carolina	11,280
5	Greg Ward, Jr., Houston	11,080
5	Brady White, Memphis	10,664



## FOOTBALL HISTORY

**HISTORICALLY SPEAKING**

The University of Cincinnati football program dates to 1885 and ranks as one of the 10 oldest in major college football and holds an all-time mark of 637-593-50 entering its 133rd season. UC has won a conference championship six times in the last decade while playing in the postseason in 12 of the last 15 years. UC played in the American Athletic Conference title game for the first time in 2019 and won the championship game in a 2020 return trip. The Bearcats have tallied 121 wins since 2007, ranking among the Top-15 teams in the NCAA FBS. In 2010, UC reached as high as No. 3 in all three major polls (Associated Press, USA Today, Bowl Championship Series).

**A TOWER OF STRENGTH**

UC's football program is one of the nation's oldest — only Rutgers (1869), Michigan (1879), Navy (1880), and Minnesota (1883), among NCAA Football Bowl Subdivision institutions, predate Cincinnati, which began the sport in 1885.

**THE ROCK OF TRUTH**

UC has been involved in several historic college football milestones starting with Dec. 8, 1888. That day, the Bearcats and Miami (Ohio) University engaged in the first college football game played in the state of Ohio, launching a rivalry that is tied for the oldest in the game among major universities — North Carolina vs. Wake Forest began playing that same year. The Battle for the Victory Bell is the fifth-most played rivalry series in college football.

**ALWAYS ON THE SIDE OF INNOVATION**

A few years later in 1897, UC received an invitation to visit New Orleans to play a football game as a reward for a successful season, a precursor to the current postseason football bowl games.

**BOWL-CATS**

Cincinnati has been to 16 bowl games over the last 20 seasons and 20 in the program's 133 seasons. UC played in the first Bowl Championship Series, now New Year's Six, game in school history, taking on Virginia Tech in the 75th FedEx Orange Bowl on Jan. 1, 2009. The Bearcats returned to the New Year's Six in the Chick-fil-A Peach Bowl on Jan. 1, 2021 in Atlanta.

**WE ENGINEER BETTER**

In the 1930s, a UC football player wore a device with his helmet to protect his broken nose. The device was a forerunner of the now standard face mask. The first soccer-style place kick was also attempted by a Bearcat, Hank Hartong, in the early 1960s.

**THE CHART TOPPERS**

In 1968, the Bearcats were the nation's top passing team with quarterback Greg Cook leading the NCAA in total offense, while receiver/kicker Jim O'Brien captured the national scoring title. A year later, Cook earned Rookie of the Year honors as a Cincinnati Bengal, and two years later, O'Brien kicked the game-winning field goal for the Baltimore Colts in Super Bowl V.

**ALL-AMERICA TRADITION**

Forty-five Bearcats have earned All-America recognition. Mike Woods garnered first-team honors in 1977, earning him an appearance on Bob Hope's television special. Punter Kevin Huber became the first two-time First-Team Associated Press all-American in UC history when he earned the honor in 2007 and 2008.

**"THE TOE"**

Jonathan Ruffin received the Lou Groza Award as the nation's top kicker in 2000 after booting a record 26 field goals. He was presented the award by ESPN's Chris Fowler. Ruffin was also a consensus All-American that year.

**OUR CRADLE OF COACHES**

Coaching luminaries have patrolled the sidelines at Cincinnati. College Football Hall of Fame coach Frank Cavanaugh began his 24-season career at UC. Sid Gillman, a member of the College and NFL Halls of Fame, was the architect of one of the top eras of Cincinnati football history. He directed the Bearcats to three conference titles and a pair of bowl game appearances during his six seasons (1949-54) before leaving for the professional ranks. Cincinnati, with Gillman developing the passing offenses which would make him successful in the pro ranks, became known for its aerial attack in the early 1950s. That notoriety continued long after his departure. Current Head Coach Luke Fickell enters his fifth year with the program.

**THE NEXT LEVEL**

With more than 100 players advancing into the professional ranks and 12 earning Super Bowl wins, 45 earning all-America honors, and 11 garnering academic all-America recognition, Cincinnati football has clearly made an important impact on college football with its long history of accomplishments.

**TROPHY GAMES**

The Bearcats are involved in three trophy games. UC's annual clash with the Miami RedHawks is tied for the third-most-played series in college football history and the second-longest active rivalry in the FBS. The winner of the yearly fall battle claims the Victory Bell. The winner of the UC-Louisville contest takes home the Keg of Nails, while the winner of the UC-Pittsburgh game stakes claim to the River City Rivalry Trophy. UC currently holds two of the three trophies.

**UPSET CATS**

Cincinnati has been dangerous to top teams over the years, knocking off the likes of No. 8 Wisconsin, 17-12, at home in 1999, upending defending national champion Penn State in 1983 14-3 on the road, and dominating Virginia Tech, 16-0, in 1995 while allowing just 41 yards of offense. However, possibly the biggest upset in UC history came in 2006 as the Bearcats beat its highest-ranked opponent in Nippert Stadium history, blowing away then-No. 7 Rutgers, 30-11. The squad earned its highest ranked road win on Oct. 2, 2021, running past No. 9 Notre Dame, 24-13, in South Bend, Ind.

**CHAMPIONSHIP FOOTBALL**

With 133 wins since the 2007 season, the Bearcats have become relevant on the national stage once again. Between 2008-12, UC became the only FBS AQ school to earn four conference championships in five seasons. The 2008 BIG EAST Conference Championship was the school's first since 1956. UC finished with a school-record 12 wins in 2009 and finished No. 3 in the Bowl Championship Series standings. The 2008 and 2009 squads made the first two BCS appearances in school history, playing in the Orange and Sugar Bowls, respectively. The Bearcats added BIG EAST titles in 2011 and 2012 along with their first American Athletic Conference title in 2014. UC made a school-record five-straight bowl appearances between 2011-15, playing in the Liberty, Belk - twice, Military and Hawai'i bowls. The 2020 season saw UC return to the Top-10 in all three national polls, AP, USA Today and College Football Playoff, for the first time since 2009, including UC's highest CFP ranking, No. 7 on Nov. 22 and 28, 2020.



## POLLING DATA

WEEK	AP	COACHES	CFP
Preseason	8	10	-
Sept. 7	7	8	-
Sept. 12	8	8	-
Sept. 19	8	9	-
Sept. 26	7	8	-
Oct. 3	5	6	-
Oct. 10	3	4	-
Oct. 17	2	3	-
Oct. 24	2	2	-
Oct. 31	2	2	6
Nov. 7	2	3	5
Nov. 14	3	3	5
Nov. 21	4	4	4
Nov. 28	3	4	4
Dec. 5			

## FINAL

## VOICE YOUR CHOICE

AP	AFCA	CFP
1. Georgia	1. Georgia	1. Georgia
2. Michigan	2. Alabama	2. Michigan
3. Cincinnati	3. Michigan	3. Alabama
4. Alabama	4. Cincinnati	4. Cincinnati
5. Oklahoma State	5. Oklahoma State	5. Oklahoma State
6. Notre Dame	6. Notre Dame	6. Notre Dame
7. Ohio State	7. Ohio State	7. Ohio State
8. Ole Miss	8. Ole Miss	8. Ole Miss
9. Baylor	9. Baylor	9. Baylor
10. Oregon	10. Oregon	10. Oregon
11. Michigan State	11. Oklahoma	11. Michigan State
12. BYU	12. Iowa	12. BYU
13. Oklahoma	13. Michigan State	13. Iowa
14. Utah	14. BYU	14. Oklahoma
15. Iowa	15. Pitt	15. Pitt
16. Houston	16. Houston	16. Wake Forest
17. Pitt	17. Utah	17. Utah
18. Wake Forest	18. Wake Forest	18. NC State
19. San Diego State	19. San Diego State	19. San Diego State
20. Louisiana-Laf.	20. NC State	20. Clemson
21. NC State	21. Louisiana	21. Houston
22. Clemson	22. Kentucky	22. Arkansas
23. Arkansas	23. Texas A&M	23. Kentucky
24. Texas A&M	24. Clemson	24. Louisiana
25. Kentucky	25. Arkansas	25. Texas A&M

## NIPPERT STADIUM TOP-10 CROWDS

ATT	OPPONENT	DATE	RESULT
40,140	UConn	10/24/15	W, 37-13*
40,121	UCF	10/04/19	W, 27-24*
40,101	Miami (Fla.)	10/01/15	W, 34-23*
40,015	Houston	09/15/16	L, 40-16*
39,095	Alabama A&M	09/05/15	W, 52-10
38,919	UConn	11/09/19	W, 48-3
38,112	Miami (OH)	09/24/16	W, 27-20
38,112	Temple	09/12/15	L, 34-26
38,032	UCLA	08/29/19	W, 24-14
37,978	Miami (OH)	09/04/21	W, 49-14*
37,978	Temple	10/08/21	W, 52-3*
37,978	UCF	10/16/21	W, 56-21*
37,978	Tulsa	11/8/21	W, 28-20*
37,978	SMU	11/20/21	W, 48-14*

\*-Sellouts

## NIPPERT STADIUM



CARSON FIELD AT NIPPERT STADIUM HAS BEEN THE VENERABLE HOME OF THE UNIVERSITY OF CINCINNATI FOOTBALL TEAM SINCE 1901 AND PROVIDES A PHENOMENAL HOME-FIELD ENVIRONMENT.

## A MODERN CLASSIC

- The third-oldest NCAA FBS stadium entered a new era in 2015 following the completion of a 20-month, \$86-million, privately funded renovation and expansion project.
- The post-renovation season in 2015 coincided with the 100th anniversary of the original 1915 construction.
- UC has used the Nippert site as a playing field since 1901, making it the second-oldest playing site in the nation for college football behind Penn's Franklin Field (1895).
- Among NCAA FBS schools, Nippert is the third-oldest stadium still in use, behind Bobby Dodd Stadium (Georgia Tech - 1913), Davis Wade Stadium (Mississippi State - 1914) and ahead of Ole Miss' Vaught-Hemingway Stadium (1915) and Wisconsin's Camp Randall Stadium (1917).
- Through numerous renovations, the structure situated in the middle of the Clifton campus has retained its early-century brickwork, wrought-iron gates, and trim giving Nippert a comfortable old-time stadium charm and appeal, while remaining a classic showplace for college football.

## FOR THE FANS

- Both concourses were renovated and widened and now feature nearly 75 permanent point-of-sale concession locations are available on game days.
- Concession stands feature the usual stadium staples along with offerings from premium local vendors, including Frisch's, Montgomery Inn and Skyline Chili.
- Enhancements were added in 2019, including: new tailgating spots, social gathering spaces, fans-first pricing and a season-long DJ for in-game entertainment.

## THE WEST PAVILION

- The most striking changes sit five stories above the west concourse. At 105,000 square feet and 130 yards long, the West Pavilion rises out of the stadium concourse in glass and angles which contain a host of new premium seating along with state-of-the-art press facilities.
- The curvature of the facility matches that of Herschede-Shank Pavilion on the east side of the stadium and contains four levels; the Margaret & Michael Valentine press and suite level, suite level, scholarship club level, and patio suites mezzanine level.
- UC went from having nearly no premium seating options to the addition of 1,100 scholarship club seats and 53 indoor and outdoor suites of varying sizes. A skywalk connects Tangeman University Center to the West Pavilion with premium area customers able to access the facility on gameday from the other side of campus.

## HISTORICALLY SPEAKING

- The 2015 project was the latest in a series of enhancements that began in 1916 when the stadium was completed, section-by-section, as funds were raised.
- The Cincinnati Bengals played at Nippert from 1968-69 and MLS' FC Cincinnati currently calls Nippert home.
- Nippert has served as a venue for numerous concerts and events, including speeches by US Presidents, Franklin D. Roosevelt (1936) and Barack Obama (2008).
- USA Today named it the best home-field venue in the former BIG EAST Conference and ESPN's Scott Van Pelt cited Nippert as a "one of the gems of college football".

## WHAT'S IN A NAME?



During the season-ending clash with rival Miami (OH) in 1923, Jimmy Nippert sustained a spike wound injury and died a month later from blood poisoning.

His grandfather, James N. Gamble of Procter and Gamble, provided the funds needed to complete the horseshoe-shaped structure, and the James Gamble Nippert Memorial Stadium was dedicated on Nov. 8, 1924.

The stadium's founder was Arch Carson, who as captain and principal organizer played a significant role in starting football on the UC campus in 1885. In 1901 as physical director of the university, Carson guided the construction of the field which was later named for him -- the playing surface is still called Carson Field.

# 2021 CINCINNATI FOOTBALL

## ALPHABETICAL ROSTER

#	NAME	POS.	HT.	WT.	CL.	EX.	HOMETOWN/HS/LAST SCHOOL
36	Will Adams ^	S	6-0	195	Jr.	1L	Cincinnati, Ohio / Mason
11	Sammy Anderson Jr.	CB	6-0	180	So.	HS	Dayton, Ohio / Trotwood-Madison
91	Alex Bales ^	K	5-10	177	So.	SQ	Westfield, Ind. / Westfield
0	Darrian Beavers	LB	6-4	255	Gr.	2L	Cincinnati, Ohio / Colerain / UConn
17	Marquez Bell *	WR	6-1	180	Fr.	RS	Lake City, Fla. / Columbia
57	Ben Blevins ^ *	OL	6-2	270	Fr.	RS	Cincinnati, Ohio / La Salle
40	Leroy Bowers	SLB	6-1	213	Fr.	HS	Cincinnati, Ohio / Princeton
18	Jowon Briggs	OL	6-1	297	So.	TR	Cincinnati, Ohio / Walnut Hills / Virginia
92	Curtis Brooks	OL	6-2	285	Gr.	4L	Danville, Va. / George Washington
94	Chase Brown ^	OL	6-1	215	Jr.	SQ	Cleveland, Ohio / NDCL
99	Marcus Brown	DT	6-2	297	Gr.	4L	Naples, Fla. / Lely
50	Jackson Brusciannelli ^	LB	5-11	245	So.	SQ	Chicago, Ill. / Montini Catholic
7	Coby Bryant	CB	6-1	198	Gr.	4L	Cleveland, Ohio / Glenville
12	Todd Bumphis	CB	6-0	188	Fr.	RS	Toledo, Ohio / St. Francis De Sales
64	Jake Burns ^	OL	6-2	308	So.	RS	Akron, Ohio / Hoban
39	Bryce Burton ^	K	5-10	210	So.	SQ	Cincinnati, Ohio / Princeton
9	Arquon Bush	CB	6-0	190	Jr.	3L	Cleveland, Ohio / Euclid
32	James Camden ^	S	6-1	205	Fr.	RS	Cincinnati, Ohio / Anderson
86	Jack Campbell ^	TE	6-4	222	So.	SQ	Bellbrook, Ohio / Bellbrook
78	Luke Collinsworth	OL	6-6	316	Fr.	HS	Cincinnati, Ohio / East Central
6	Bryan Cook	S	6-1	210	Sr.	2L	Cincinnati, Ohio / Mount Healthy / Howard
74	Jeremy Cooper	OL	6-4	315	Jr.	2L	Chicago, Ill. / Mount Carmel
58	Dontay Corleone	OL	6-2	335	Fr.	HS	Cincinnati, Ohio / Colerain
8	Isiah Cox	S	6-2	192	Fr.	HS	Alcoa, Tenn. / Alcoa
82	Noah Davis ^	TE	6-4	244	Gr.	SQ	Cincinnati, Ohio / St. Xavier / Michigan State
49	Jack Dingle	LB	6-4	230	Fr.	HS	Louisville, Ky. / Trinity
29	Jacob Dingle	S	5-11	195	Jr.	2L	Louisville, Ky. / Trinity
23	Drew Donley	WR	6-2	173	Fr.	HS	Frisco, Texas / Lebanon Trail
41	Joel Dublanko	LB	6-3	240	Gr.	4L	Aberdeen, Wash. / IMG Academy
45	Barak Faulk ^	OL	6-3	241	Fr.	RS	Cincinnati, Ohio / Mason
66	Landon Fickell	OL	6-4	290	Fr.	HS	Cincinnati, Ohio / Moeller
14	Wyatt Fischer ^	WR	6-0	202	Jr.	2L	Mount Orab, Ohio / Western Brown
31	Mason Fletcher	P	6-7	202	Fr.	HS	Melbourne, Australia / ProKick
24	Jerome Ford	RB	5-11	215	Jr.	1L	Tampa, Fla. / Armwood / Alabama
1	Ahmad Gardner	CB	6-3	200	Jr.	2L	Detroit, Mich. / Martin Luther King
52	AJ George ^	OL	6-6	292	Fr.	HS	Byesville, Ohio / Meadowbrook
53	Gavin Gerhardt	OL	6-4	305	Fr.	RS	Xenia, Ohio / Xenia
55	Mao Glynn II	OL	6-3	275	Fr.	HS	Cincinnati, Ohio / Walnut Hills
54	Nick Grace ^	OL	6-5	257	Fr.	HS	Naperville, Ill. / North
70	Joey Groeber ^	OL	6-3	330	Jr.	SQ	Williamsburg, Ohio / Clermont NE / CCU
25	Jack Haglage ^	LB	6-2	220	Fr.	TR	Mason, Ohio / Mason / Naval Academy
4	Justin Harris	CB	6-0	190	Jr.	2L	Dayton, Ohio / Wayne
3	Ja'von Hicks	S	6-2	205	Sr.	3L	Cincinnati, Ohio / Colerain
37	Devin Hightower ^	LB	5-11	220	Fr.	TR	Twinsburg, Ohio / Hoban / Michigan State
13	Jacob Hoying ^	QB	6-2	202	Fr.	HS	Columbus, Ohio / Bishop Watterson
60	Joe Huber ^	OL	6-5	305	Fr.	RS	Dublin, Ohio / Jerome
2	Wilson Huber	LB	6-4	242	Sr.	3L	Indianapolis, Ind. / Franklin Central
19	Brody Ingle	LB	6-0	225	Jr.	2L	Cincinnati, Ohio / La Salle
30	Rob Jackson	OL	6-5	285	Fr.	HS	Philadelphia, Pa. / Archbishop Wood
12	Iesa Jarmon	CB	6-0	175	Fr.	HS	Cincinnati, Ohio / La Salle
73	CJ Johnson ^	OL	6-1	295	Jr.	SQ	Grand Rapids, Ohio / Liberty Center / Siena
23	Daved Jones Jr.	LB	6-1	225	So.	1L	Cincinnati, Ohio / Lakota West
69	Cam Jones	OL	6-8	325	So.	1L	Knott County, Ky. / Fredrick Douglass
5	Jordan Jones	WR	6-2	190	Gr.	1L	Smackover, Ark. / Smackover / Arkansas
16	Cameron Junior	LB	6-1	211	Fr.	HS	Middletown, Ohio / Middletown
98	Mychal Keys ^	OL	6-4	246	Jr.	SQ	Columbus, Ohio / Marion-Franklin
31	Casey Kirk ^	CB	5-10	190	Sr.	1L	Dublin, Ohio / Coffman
29	Ashton Koller ^	WR	6-1	195	Fr.	RS	Landen, Ohio / Kings
30	Michael Kopaygorodsky ^	RB	6-0	215	Sr.	2L	Mason, Ohio / Mason
65	Cody Lamb	OL	6-4	285	Sr.	2L	Miamisburg, Ohio / Miamisburg
47	Nate Lawler	TE	6-4	222	Jr.	2L	Dresden, Ohio / Tri-Valley
16	Brady Lichtenberg	QB	6-1	198	Fr.	HS	Toledo, Ohio / Saint Johns Jesuit
90	Christian Lowery ^	K	5-11	168	Fr.	HS	Acworth, Ga. / Harrison
43	Jonah Lytle ^	CB	5-11	165	Fr.	HS	Canton, Ohio / McKinley

#	NAME	POS.	HT.	WT.	CL.	EX.	HOMETOWN/HS/LAST SCHOOL
91	Miles Manigault ^	DL	6-2	280	Sr.	SQ	Cincinnati, Ohio / Moeller / ETSU
87	Joey McBee ^	TE	6-2	245	Fr.	HS	Morgantown, W.Va. / University
0	Charles McClelland	RB	5-11	193	Jr.	2L	Homerville, Ga. / Clinch County
77	Vincent McConnell	OL	6-5	300	Sr.	3L	Massillon, Ohio / Washington
22	De'Arre McDonald	S	6-1	205	Fr.	RS	Murfreesboro, Tenn. / Oakland
76	Marcelo Mendiola	OL	6-3	230	So.	SQ	Chicago, Ill. / Mount Carmel
18	Chamon Metayer	TE	6-5	252	Fr.	HS	Miami, Fla. / North Miami
51	Lorenz Metz	OL	6-9	326	Jr.	2L	Neuötting, Germany / Kirchdorf Wildcats
15	Nate Meyer ^	WR	6-1	205	So.	SQ	Dublin, Ohio / Bishop Watterson
89	Sterling Miles	DL	6-5	220	Fr.	RS	West Bloomfield, Mich. / West Bloomfield
87	Jalen Monrrow	DL	6-4	250	Fr.	HS	Lafayette, Ind. / Jefferson-Lafayette
26	Myles Montgomery	RB	5-11	200	Fr.	HS	Jacksonville, Fla. / Fletcher
22	Ryan Montgomery	RB	5-10	205	Jr.	2L	Franklin, Ohio / Franklin
57	Ryan Mullaney ^	OL	6-1	242	So.	SQ	Cincinnati, Ohio / Moeller
85	Triston O'Brien ^	LS	6-3	200	Fr.	HS	Jefferson, Ohio / NDCL
50	Dylan O'Quinn	OL	6-4	305	Jr.	2L	Toledo, Ohio / Lake
20	Deshawn Pace	LB	6-2	218	So.	1L	Cincinnati, Ohio / Colerain
19	Will Pauling	WR	5-10	180	Fr.	HS	Chicago, Ill. / Homewood-Flossmoor
96	Dominique Perry	DL	6-2	288	Fr.	RS	Germantown, Md. / Northwest
10	Jack Perry ^	QB	6-0	201	Jr.	SQ	Mountain View, Calif. / St. Francis / St. Mateo
96	Cayson Pfeiffer ^	LS	6-0	215	So.	1L	Columbus, Ohio / Dublin Scioto
97	Eric Phillips	DL	6-3	265	So.	1L	Cincinnati, Ohio / Colerain
12	Alec Pierce	WR	6-3	213	Sr.	3L	Glen Ellyn, Ill. / Glenbard West
3	Evan Prater	QB	6-4	200	Fr.	RS	Cincinnati, Ohio / Wyoming
26	Malik Rainey	CB	5-11	180	Fr.	HS	Chicago, Ill. / Bolingbrook
56	Jake Renfro	OL	6-3	310	So.	1L	Mokena, Ill. / Providence Catholic
9	Desmond Ridder	QB	6-4	215	Sr.	3L	Louisville, Ky. / St. Xavier
35	Ryan Royer	LB	5-11	218	Sr.	3L	Hilliard, Ohio / Davidson
54	Izaiah Ruffin	DL	6-6	245	So.	SQ	Oak Park, Ill. / Oak Park River Forest
21	Myjai Sanders	DL	6-5	250	Sr.	3L	Jacksonville, Fla. / Camden County
34	Caleb Schmitz	TE	6-3	218	Fr.	HS	Lancaster, Pa. / Warwick
80	Chris Scott	WR	6-2	190	Fr.	RS	Columbus, Ohio / Pickerington North
21	Tyler Scott	WR	5-11	177	So.	1L	Norton, Ohio / Norton
36	Lewis Shepherd ^	RB	6-0	195	So.	TR	Elgin, Okla. / Elgin / NE Oklahoma
5	Jaquan Sheppard	S	6-2	200	Jr.	2L	Zephyrhills, Fla. / Zephyrhills
88	Payten Singletary	TE	6-4	230	Fr.	RS	Thomasville, Ga. / Thomasville
27	Armorian Smith	S	6-1	197	Fr.	HS	Detroit, Mich. / River Rouge
83	Blue Smith	WR	6-5	215	Jr.	SQ	Huber Hts. Ohio / Wayne / Ohio State
17	Cole Smith	K	5-11	193	Sr.	2L	Middletown, Ohio / Middletown
67	Jaxon Smith ^	DL	6-3	292	Fr.	RS	Maineville, Ohio / Kings
90	Jabari Taylor	OL	6-1	280	Sr.	3L	Akron, Ohio / Hoban
11	Leonard Taylor	TE	6-5	250	Sr.	3L	Springfield, Ohio / Springfield
24	Jaheim Thomas	LB	6-4	235	Fr.	RS	Cincinnati, Ohio / Princeton
85	Jlair Thomas ^	WR	6-4	192	So.	SQ	Cincinnati, Ohio / Winton Woods
25	Shaun Thomas ^	RB	6-0	188	Fr.	HS	Lima, Ohio / Central Catholic
20	Jadon Thompson	WR	6-2	185	So.	1L	Chicago, Ill. / Naperville Central
10	Bryon Threats	S	5-10	195	Fr.	HS	Dublin, Ohio / Coffman
7	Tre Tucker	WR	5-9	175	Jr.	2L	Akron, Ohio / CVCA
72	James Tunstall	OL	6-5	311	Jr.	TR	Indian Head, Md. / Lackey / Stony Brook
13	Ty Van Fossen	LB	6-2	220	Jr.	2L	Croton, Ohio / St. Francis De Sales
42	Malik Vann	OL	6-4	275	Sr.	3L	Cincinnati, Ohio / Fairfield
15	Taj Ward	CB	6-0	197	Jr.	2L	Solon, Ohio / Solon
81	Josh Whyte	TE	6-6	255	Jr.	2L	Cincinnati, Ohio / La Salle
44	Jah-Mal Williams	DL	6-4	213	Fr.	HS	Carver Ranches, Fla. / Cardinal Gibbons
75	John Williams	OL	6-5	310	Fr.	RS	Bolingbrook, Ill. / Bolingbrook
34	Justin Wodtly	OL	6-3	282	Fr.	RS	Cleveland, Ohio / Cleveland Hts.
71	Colin Woodside	OL	6-5	313	Jr.	1L	Lancaster, Ohio / Fairfield Union
4	Ethan Wright	RB	6-1	198	So.	1L	Akron, Ohio / Manchester
8	Michael Young Jr.	WR	5-10	195	Gr.	1L	Saint Rose, La. / Destrehan / Notre Dame
35	Brady Young ^	P	6-3	208	Fr.	HS	Perrysburg, Ohio / Perrysburg

^ - Walk-On; \* - Has utilized redshirt year.

## PRONUNCIATIONS

Marquez Bell.....mar-kez  
Jowon Briggs.....jo-wan  
Jackson Brusciannelli.....brew-sha-nell-ee  
Joel Dublanko.....do-BLANK-o  
Mao Glynn II.....mah-oh

Ja'Von Hicks.....jay-von  
Daved Jones Jr.....day-vid  
Michael Kopaygorodsky.....co-pay-guh-rod-ski  
Zeiqui Lawton.....zah-kee  
De'Arre McDonald.....dee-ah-ray

Chamon Metayer.....sha-mon muh-tay-err  
Myjai Sanders.....my-jay  
Armorian Smith.....oh-more-eee-on  
Jlair Thomas.....jie-air  
Malik Vann.....muh-leek

# 2021 CINCINNATI FOOTBALL

## NUMERICAL ROSTER

#	NAME	POS.	HT.	WT.	CL.	EX.	HOMETOWN/HS/LAST SCHOOL
0	Darrian Beavers	LB	6-4	255	Gr.	2L	Cincinnati, Ohio / Colerain / UConn
0	Charles McClelland	RB	5-11	193	Jr.	2L	Homerville, Ga. / Clinch County
1	Ahmad Gardner	CB	6-3	200	Jr.	2L	Detroit, Mich. / Martin Luther King
2	Wilson Huber	LB	6-4	242	Sr.	3L	Indianapolis, Ind. / Franklin Central
3	Ja'von Hicks	S	6-2	205	Sr.	3L	Cincinnati, Ohio / Colerain
3	Evan Prater	QB	6-4	200	Fr.	RS	Cincinnati, Ohio / Wyoming
4	Justin Harris	CB	6-0	190	Jr.	2L	Dayton, Ohio / Wayne
4	Ethan Wright	RB	6-1	198	So.	1L	Akron, Ohio / Manchester
5	Jordan Jones	WR	6-2	190	Gr.	1L	Smackover, Ark. / Smackover / Arkansas
5	Jaquan Sheppard	S	6-2	200	Jr.	2L	Zephyrhills, Fla. / Zephyrhills
6	Bryan Cook	S	6-1	210	Sr.	2L	Cincinnati, Ohio / Mount Healthy / Howard
7	Coby Bryant	CB	6-1	198	Gr.	4L	Cleveland, Ohio / Glenville
7	Tre Tucker	WR	5-9	175	Jr.	2L	Akron, Ohio / CVCA
8	Isiah Cox	S	6-2	192	Fr.	HS	Alcoa, Tenn. / Alcoa
8	Michael Young Jr.	WR	5-10	195	Gr.	1L	Saint Rose, La. / Destrehan / Notre Dame
9	Arqun Bush	CB	6-0	190	Jr.	3L	Cleveland, Ohio / Euclid
9	Desmond Ridder	QB	6-4	215	Sr.	3L	Louisville, Ky. / St. Xavier
10	Jack Perry ^	QB	6-0	201	Jr.	SQ	Mountain View, Calif. / St. Francis / St. Mateo
10	Bryon Threats	S	5-10	195	Fr.	HS	Dublin, Ohio / Coffman
11	Sammy Anderson Jr.	CB	6-0	180	So.	HS	Dayton, Ohio / Trotwood-Madison
11	Leonard Taylor	TE	6-5	250	Sr.	3L	Springfield, Ohio / Springfield
12	Alec Pierce	WR	6-3	213	Sr.	3L	Glen Ellyn, Ill. / Glenbard West
12	Todd Bumphis	CB	6-0	188	Fr.	RS	Toledo, Ohio / St. Francis De Sales
13	Jacob Hoying ^	QB	6-2	202	Fr.	HS	Columbus, Ohio / Bishop Watterson
13	Ty Van Fossen	LB	6-2	220	Jr.	2L	Croton, Ohio / St. Francis De Sales
14	Wyatt Fischer ^	WR	6-0	202	Jr.	2L	Mount Orab, Ohio / Western Brown
15	Nate Meyer ^	WR	6-1	205	So.	SQ	Dublin, Ohio / Bishop Watterson
15	Taj Ward	CB	6-0	197	Jr.	2L	Solon, Ohio / Solon
16	Cameron Junior	LB	6-1	211	Fr.	HS	Middletown, Ohio / Middletown
16	Brady Lichtenberg	QB	6-1	198	Fr.	HS	Toledo, Ohio / Saint Johns Jesuit
17	Marquez Bell *	WR	6-1	180	Fr.	RS	Lake City, Fla. / Columbia
17	Cole Smith	K	5-11	193	Sr.	2L	Middletown, Ohio / Middletown
18	Jowon Briggs	DL	6-1	297	So.	TR	Cincinnati, Ohio / Walnut Hills / Virginia
18	Chamon Metayer	TE	6-5	252	Fr.	HS	Miami, Fla. / North Miami
19	Brody Ingle	LB	6-0	225	Jr.	2L	Cincinnati, Ohio / La Salle
19	Will Pauling	WR	5-10	180	Fr.	HS	Chicago, Ill. / Homewood-Flossmoor
20	Deshawn Pace	LB	6-2	218	So.	1L	Cincinnati, Ohio / Colerain
20	Jadon Thompson	WR	6-2	185	So.	1L	Chicago, Ill. / Naperville Central
21	Myjai Sanders	DL	6-5	250	Sr.	3L	Jacksonville, Fla. / Camden County
21	Tyler Scott	WR	5-11	177	So.	1L	Norton, Ohio / Norton
22	De'Arre McDonald	S	6-1	205	Fr.	RS	Murfreesboro, Tenn. / Oakland
22	Ryan Montgomery	RB	5-10	205	Jr.	2L	Franklin, Ohio / Franklin
23	Drew Donley	WR	6-2	173	Fr.	HS	Frisco, Texas / Lebanon Trail
23	Daved Jones Jr.	LB	6-1	225	So.	1L	Cincinnati, Ohio / Lakota West
24	Jerome Ford	RB	5-11	215	Jr.	1L	Tampa, Fla. / Armwood / Alabama
24	Jaheim Thomas	LB	6-4	235	Fr.	RS	Cincinnati, Ohio / Princeton
25	Jack Haglage ^	LB	6-2	220	Fr.	TR	Mason, Ohio / Mason / Naval Academy
25	Shaun Thomas ^	RB	6-0	188	Fr.	HS	Lima, Ohio / Central Catholic
26	Myles Montgomery	RB	5-11	200	Fr.	HS	Jacksonville, Fla. / Fletcher
26	Malik Rainey	CB	5-11	180	Fr.	HS	Chicago, Ill. / Bolingbrook
27	Armorlon Smith	S	6-1	197	Fr.	HS	Detroit, Mich. / River Rouge
29	Jacob Dingle	S	5-11	195	Jr.	2L	Louisville, Ky. / Trinity
29	Ashton Koller ^	WR	6-1	195	Fr.	RS	Landen, Ohio / Kings
30	Rob Jackson	DL	6-5	285	Fr.	HS	Philadelphia, Pa. / Archbishop Wood
30	Michael Kopaygorodsky ^	RB	6-0	215	Sr.	2L	Mason, Ohio / Mason
31	Mason Fletcher	P	6-7	202	Fr.	HS	Melbourne, Australia / ProKick
31	Casey Kirk ^	CB	5-10	190	Sr.	1L	Dublin, Ohio / Coffman
32	James Camden ^	S	6-1	205	Fr.	RS	Cincinnati, Ohio / Anderson
34	Caleb Schmitz	TE	6-3	218	Fr.	HS	Lancaster, Pa. / Warwick
34	Justin Wodtly	DL	6-3	282	Fr.	RS	Cleveland, Ohio / Cleveland Hts.
35	Ryan Royer	LB	5-11	218	Sr.	3L	Hilliard, Ohio / Davidson
35	Brady Young ^	P	6-3	208	Fr.	HS	Perrysburg, Ohio / Perrysburg
36	Will Adams ^	S	6-0	195	Jr.	1L	Cincinnati, Ohio / Mason
36	Lewis Shepherd ^	RB	6-0	195	So.	TR	Elgin, Okla. / Elgin / NE Oklahoma

#	NAME	POS.	HT.	WT.	CL.	EX.	HOMETOWN/HS/LAST SCHOOL
37	Devin Hightower ^	LB	5-11	220	Fr.	TR	Twinsburg, Ohio / Hoban / Michigan State
39	Bryce Burton ^	K	5-10	210	So.	SQ	Cincinnati, Ohio / Princeton
40	Leroy Bowers	SLB	6-1	213	Fr.	HS	Cincinnati, Ohio / Princeton
41	Joel Dublanko	LB	6-3	240	Gr.	4L	Aberdeen, Wash. / IMG Academy
42	Malik Vann	DL	6-4	275	Sr.	3L	Cincinnati, Ohio / Fairfield
43	Jonah Lytle ^	CB	5-11	165	Fr.	HS	Canton, Ohio / McKinley
44	Jah-Mal Williams	DL	6-4	213	Fr.	HS	Carver Ranches, Fla. / Cardinal Gibbons
45	Barak Faulk ^	DL	6-3	241	Fr.	RS	Cincinnati, Ohio / Mason
47	Nate Lawler	TE	6-4	222	Jr.	2L	Dresden, Ohio / Tri-Valley
49	Jack Dingle	LB	6-4	230	Fr.	HS	Louisville, Ky. / Trinity
50	Jackson Brusciannelli ^	LB	5-11	245	So.	SQ	Chicago, Ill. / Montini Catholic
50	Dylan O'Quinn	DL	6-4	305	Jr.	2L	Toledo, Ohio / Lake
51	Lorenz Metz	DL	6-9	326	Jr.	2L	Neuötting, Germany / Kirchdorf Wildcats
52	AJ George ^	DL	6-6	292	Fr.	HS	Byesville, Ohio / Meadowbrook
53	Gavin Gerhardt	DL	6-4	305	Fr.	RS	Xenia, Ohio / Xenia
54	Nick Grace ^	DL	6-5	257	Fr.	HS	Naperville, Ill. / North
54	Izaiah Ruffin	DL	6-6	245	So.	SQ	Oak Park, Ill. / Oak Park River Forest
55	Mao Glynn II	DL	6-3	275	Fr.	HS	Cincinnati, Ohio / Walnut Hills
56	Jake Renfro	DL	6-3	310	So.	1L	Mokena, Ill. / Providence Catholic
57	Ben Blevins ^ *	DL	6-2	270	Fr.	RS	Cincinnati, Ohio / La Salle
57	Ryan Mullaney ^	DL	6-1	242	So.	SQ	Cincinnati, Ohio / Moeller
58	Dontay Corleone	DL	6-2	335	Fr.	HS	Cincinnati, Ohio / Colerain
60	Joe Huber ^	DL	6-5	305	Fr.	RS	Dublin, Ohio / Jerome
64	Jake Burns ^	DL	6-2	308	So.	RS	Akron, Ohio / Hoban
65	Cody Lamb	DL	6-4	285	Sr.	2L	Miamisburg, Ohio / Miamisburg
66	Landon Fickell	DL	6-4	290	Fr.	HS	Cincinnati, Ohio / Moeller
67	Jaxon Smith ^	DL	6-3	292	Fr.	RS	Maineville, Ohio / Kings
69	Cam Jones	DL	6-8	325	So.	1L	Knott County, Ky. / Fredrick Douglass
70	Joey Groeber ^	DL	6-3	330	Jr.	SQ	Williamsburg, Ohio / Clermont NE / CCU
71	Colin Woodside	DL	6-5	313	Jr.	1L	Lancaster, Ohio / Fairfield Union
72	James Tunstall	DL	6-5	311	Jr.	TR	Indian Head, Md. / Lackey / Stony Brook
73	CJ Johnson ^	DL	6-1	295	Jr.	SQ	Grand Rapids, Ohio / Liberty Center / Siena
74	Jeremy Cooper	DL	6-4	315	Jr.	2L	Chicago, Ill. / Mount Carmel
75	John Williams	DL	6-5	310	Fr.	RS	Bolingbrook, Ill. / Bolingbrook
76	Marcelo Mendiola	DL	6-3	330	So.	SQ	Chicago, Ill. / Mount Carmel
77	Vincent McConnell	DL	6-5	300	Sr.	3L	Massillon, Ohio / Washington
78	Luke Collinsworth	DL	6-6	316	Fr.	HS	Cincinnati, Ohio / East Central
80	Chris Scott	WR	6-2	190	Fr.	RS	Columbus, Ohio / Pickerington North
81	Josh Whyte	TE	6-6	255	Jr.	2L	Cincinnati, Ohio / La Salle
82	Noah Davis ^	TE	6-4	244	Gr.	SQ	Cincinnati, Ohio / St. Xavier / Michigan State
83	Blue Smith	WR	6-5	215	Jr.	SQ	Huber Hts. Ohio / Wayne / Ohio State
85	Triston O'Brien ^	LS	6-3	200	Fr.	HS	Jefferson, Ohio / NDCL
85	Jaiir Thomas ^	WR	6-4	192	So.	SQ	Cincinnati, Ohio / Winton Woods
86	Jack Campbell ^	TE	6-4	222	So.	SQ	Bellbrook, Ohio / Bellbrook
87	Joey McBee ^	TE	6-2	245	Fr.	HS	Morgantown, W.Va. / University
87	Jalen Monrow	DL	6-4	250	Fr.	HS	Lafayette, Ind. / Jefferson-Lafayette
88	Payten Singletery	TE	6-4	230	Fr.	RS	Thomasville, Ga. / Thomasville
89	Sterling Miles	DL	6-5	220	Fr.	RS	West Bloomfield, Mich. / West Bloomfield
90	Christian Lowery ^	K	5-11	168	Fr.	HS	Acworth, Ga. / Harrison
90	Jabari Taylor	DL	6-1	280	Sr.	3L	Akron, Ohio / Hoban
91	Alex Bales ^	K	5-10	177	So.	SQ	Westfield, Ind. / Westfield
91	Miles Manigault ^	DL	6-2	280	Sr.	SQ	Cincinnati, Ohio / Moeller / ETSU
92	Curtis Brooks	DL	6-2	285	Gr.	4L	Danville, Va. / George Washington
94	Chase Brown ^	DL	6-1	215	Jr.	SQ	Cleveland, Ohio / NDCL
96	Dominique Perry	DL	6-2	288	Fr.	RS	Germantown, Md. / Northwest
96	Cayson Pfeiffer ^	LS	6-0	215	So.	1L	Columbus, Ohio / Dublin Scioto
97	Eric Phillips	DL	6-3	265	So.	1L	Cincinnati, Ohio / Colerain
98	Mychal Keys ^	DL	6-4	246	Jr.	SQ	Columbus, Ohio / Marion-Franklin
99	Marcus Brown	DT	6-2	297	Gr.	4L	Naples, Fla. / Lely

^ - Walk-On; \* - Has utilized redshirt year.

## PRONUNCIATIONS

Marquez Bell.....mar-kez  
Jowon Briggs.....jo-wan  
Jackson Brusciannelli.....brew-sha-nell-ee  
Joel Dublanko.....do-BLANK-o  
Mao Glynn II.....mah-oh

Ja'Von Hicks.....jay-von  
Daved Jones Jr.....day-vid  
Michael Kopaygorodsky.....co-pay-guh-rod-ski  
Zeiqui Lawton.....zah-kee  
De'Arre McDonald.....dee-ah-ray

Chamon Metayer.....sha-mon muh-tay-err  
Myjai Sanders.....my-jay  
Armorlon Smith.....oh-more-eee-on  
Jaiir Thomas.....jie-air  
Malik Vann.....muh-leek



## OFFENSE

<b>LT</b>	72	James Tunstall	6-5	311	Jr.
	75	John Williams	6-5	310	r-Fr.
<b>LG</b>	74	Jeremy Cooper	6-4	315	Jr.
	71	Colin Woodside	6-5	313	Jr.
	65	Cody Lamb	6-4	285	Sr.
<b>C</b>	56	Jake Renfro	6-3	310	So.
	53	Gavin Gerhardt	6-4	305	r-Fr.
<b>RG</b>	51	Lorenz Metz	6-9	326	Jr.
-or-	77	Vincent McConnell	6-5	300	Sr.
<b>RT</b>	50	Dylan O'Quinn	6-4	305	Jr.
	69	Cam Jones	6-8	325	So.
<b>TE</b>	81	Josh Whyte	6-6	255	Jr.
-or-	11	Leonard Taylor	6-5	250	Sr.
<b>WR</b>	12	Alec Pierce	6-3	213	Sr.
	5	Jordan Jones	6-2	190	Gr.
	83	Blue Smith	6-5	215	Jr.
<b>WR</b>	21	Tyler Scott	5-11	177	So.
	20	Jadon Thompson	6-2	185	So.
	80	Chris Scott	6-2	190	r-Fr.
<b>WR</b>	8	Michael Young Jr.	5-10	195	Gr.
	7	Tre Tucker	5-9	175	Jr.
	19	Will Pauling	5-10	180	Fr.
<b>QB</b>	9	Desmond Ridder	6-4	215	Sr.
	3	Evan Prater	6-4	200	r-Fr.
<b>RB</b>	24	Jerome Ford	5-11	215	Jr.
	0	Charles McClelland	5-11	193	Jr.
-or-	22	Ryan Montgomery	5-10	205	Jr.
-or-	4	Ethan Wright	6-1	198	So.

## DEFENSE

<b>DE</b>	21	Myjai Sanders	6-5	250	Sr.
	90	Jabari Taylor	6-1	280	Sr.
<b>DT</b>	92	Curtis Brooks	6-2	285	Gr.
	99	Marcus Brown	6-2	297	Gr.
	97	Eric Phillips	6-3	265	So.
<b>DE</b>	42	Malik Vann	6-4	275	Sr.
	18	Jowon Briggs	6-1	297	So.
<b>WLB</b>	0	Darrian Beavers	6-4	255	Gr.
	24	Jaheim Thomas	6-4	235	r-Fr.
	23	Daved Jones Jr.	6-1	225	So.
<b>MLB</b>	41	Joel Dublanko	6-3	240	Gr.
	2	Wilson Huber	6-4	242	Sr.
<b>SLB</b>	13	Ty Van Fossen	6-2	220	Jr.
	20	Deshawn Pace	6-2	218	So.
<b>CB</b>	1	Ahmad Gardner	6-3	200	Jr.
	5	Jaquan Sheppard	6-2	200	Jr.
<b>S</b>	6	Bryan Cook	6-1	210	Sr.
	29	Jacob Dingle	5-11	195	Jr.
<b>S</b>	3	Ja'von Hicks	6-2	205	Sr.
	36	Will Adams	6-0	195	Jr.
<b>CB</b>	7	Coby Bryant	6-1	198	Gr.
	12	Todd Bumphis	6-0	188	r-Fr.
<b>N</b>	9	Arquon Bush	6-0	190	Jr.
	15	Taj Ward	6-0	197	Jr.

## SPECIAL TEAMS

<b>LS</b>	96	Cayson Pfeiffer	6-0	215	So.
	85	Triston O'Brien	6-3	200	Fr.
<b>H</b>	39	Bryce Burton	5-10	210	So.
	31	Mason Fletcher	6-7	202	Fr.
<b>K</b>	17	Cole Smith	5-11	193	Sr.
-or-	91	Alex Bales	5-10	177	So.
-or-	90	Christian Lowery	5-11	168	Fr.
<b>KO</b>	91	Alex Bales	5-10	177	So.
<b>P</b>	31	Mason Fletcher	6-7	202	Fr.
	91	Alex Bales	5-10	177	So.
<b>PR</b>	22	Ryan Montgomery	5-10	205	Jr.
	8	Michael Young Jr.	5-10	195	Gr.
<b>KR</b>	7	Tre Tucker	5-9	175	Jr.
	21	Tyler Scott	5-11	177	So.

^ - Walk-On

## NUMERICAL ROSTER

0	Darrian Beavers	LB	14	Wyatt Fischer ^	WR	27	Norman Love	WR	49	Jack Dingle	LB	76	Marcelo Mendiola	OL
0	Charles McClelland	RB	15	Nate Meyer ^	WR	27	Armorial Smith	S	50	Jackson Brusciannelli ^	LB	77	Vincent McConnell	OL
1	Ahmad Gardner	CB	15	Taj Ward	CB	29	Jacob Dingle	S	50	Dylan O'Quinn	OL	78	Luke Collinsworth	OL
2	Wilson Huber	LB	16	Cameron Junior	LB	29	Ashton Koller ^	WR	51	Lorenz Metz	OL	80	Chris Scott	WR
3	Ja'von Hicks	S	16	Brady Lichtenberg	QB	30	Rob Jackson	DL	52	AJ George ^	OL	81	Josh Whyte	TE
3	Evan Prater	QB	17	Marquez Bell	WR	30	Michael Kopaygorodsky ^	RB	53	Gavin Gerhardt	OL	82	Noah Davis ^	TE
4	Justin Harris	CB	17	Cole Smith	K	31	Mason Fletcher	P	54	Nick Grace ^	OL	83	Blue Smith	WR
4	Ethan Wright	RB	18	Jowon Briggs	DL	31	Casey Kirk ^	CB	54	Izaiah Ruffin	DL	85	Triston O'Brien ^	LS
5	Jordan Jones	WR	18	Chamon Metayer	TE	32	James Camden ^	S	55	Mao Glynn II	OL	85	Jair Thomas ^	WR
5	Jaquan Sheppard	S	19	Brody Ingle	LB	33	Zeiqui Lawton	DL	56	Jake Renfro	OL	86	Jack Campbell ^	TE
6	Bryan Cook	S	19	Will Pauling	WR	34	Caleb Schmitz	TE	57	Ben Blevins ^	OL	87	Joey McBee ^	TE
7	Coby Bryant	CB	20	Deshawn Pace	LB	34	Justin Wodtly	DL	57	Ryan Mullaney ^	DL	87	Jalen Monrrow	DL
7	Tre Tucker	WR	20	Jadon Thompson	WR	35	Ryan Royer ^	LB	58	Dontay Corleone	DL	88	Payten Singletary	TE
8	Isiah Cox	S	21	Myjai Sanders	DL	35	Brady Young ^	P	60	Joe Huber ^	OL	89	Sterling Miles	DL
8	Michael Young Jr.	WR	21	Tyler Scott	WR	36	Will Adams ^	S	64	Jake Burns ^	OL	90	Christian Lowery ^	K
9	Arquon Bush	CB	22	De'Arre McDonald	S	36	Lewis Shepherd ^	RB	65	Cody Lamb	OL	90	Jabari Taylor	DL
9	Desmond Ridder	QB	22	Ryan Montgomery	RB	37	Devin Hightower ^	LB	66	Landon Fickell	OL	91	Alex Bales ^	K
10	Jack Perry ^	QB	23	Drew Donley	WR	39	Bryce Burton ^	K	67	Jaxon Smith ^	OL	91	Miles Manigault ^	DL
10	Bryon Threats	S	23	Daved Jones Jr.	LB	40	Leroy Bowers	SLB	69	Cam Jones	OL	92	Curtis Brooks	DL
11	Sammy Anderson Jr.	CB	24	Jerome Ford	RB	41	Joel Dublanko	LB	70	Joey Groeber ^	OL	94	Chase Brown ^	DL
11	Leonard Taylor	TE	24	Jaheim Thomas	LB	42	Malik Vann	DL	71	Colin Woodside	OL	96	Dominique Perry	DL
12	Alec Pierce	WR	25	Jack Haglage ^	LB	43	Jonah Lytle ^	CB	72	James Tunstall	OL	96	Cayson Pfeiffer ^	LS
12	Todd Bumphis	CB	25	Shaun Thomas ^	RB	44	Jah-Mal Williams	DL	73	CJ Johnson ^	OL	97	Eric Phillips	DL
13	Jacob Hoying ^	QB	26	Myles Montgomery	RB	45	Barak Faulk ^	DL	74	Jeremy Cooper	OL	98	Mychal Keys ^	DL
13	Ty Van Fossen	LB	26	Malik Rainey	CB	47	Nate Lawler ^	TE	75	John Williams	OL	99	Marcus Brown	DT

## HEAD COACH LUKE FICKELL

The University of Cincinnati football team opened a new era in December 2018 with the hiring of Ohio native Luke Fickell, the Bearcats 42nd football head coach.

The 23-year veteran of the FBS coaching ranks took the reins of the UC program after spending 16 years at his alma mater, Ohio State. His impressive resume includes being on the staff of two national championship winning teams, seeing more than 40 players selected in the NFL Draft, coordinating outstanding defenses over 12 seasons as a co-coordinator or defensive coordinator, winning AAC Coach of the Year honors in 2018 and 2020 and leading the Bearcats to an AAC Championship in 2020.

Fickell, in his fifth season at UC in 2020, has led UC to 36 wins over the last three seasons, including back-to-back 11-win campaigns in 2018 and 2019, the 2020 AAC title, an AAC East Division Championship in 2019, three-straight bowl games, including the 2021 Chick-fil-A Peach Bowl, the program's first New Year's Six game since 2009.

Fickell led one of the more remarkable turnarounds in school history in 2018, rebounding from a 4-8 inaugural campaign with the third 11-win season in school history and a win in the Military Bowl. The 2018 American Athletic Conference Coach of the Year, Fickell was a semifinalist for the George Munger Award and was tabbed for the watch lists for the Dodd Trophy and Paul "Bear" Bryant Coach the Year awards.

Establishing his T.E.A.M. culture on the Clifton Hts. campus, standing for Together Everyone Achieves More, UC has emerged as one of the teams to watch in the American, especially on defense where the UC has led the AAC in scoring defense in 2018, 2019 and 2020.

Fickell was hired on Dec. 10, 2018 and has been a tireless advocate for the UC program, speaking at numerous events and schools to continue to build the Bearcats brand inside the State of Cincinnati, the 50-mile radius surrounding campus.

An excellent recruiter with strong Ohio, Midwest and Florida relationships, a national presence and a discerning eye for talent, Fickell has put together four-straight impactful recruiting classes at Cincinnati. He was named the American Football Coaches Association assistant coach of the year in 2010 and he was named a "top recruiter" in 2012 by both Rivals and ESPN.

The former standout football player, college graduate, NFL player, husband and father is most-noticed as a developer of talent.

His NFL Draft selections include first-round picks A.J. Hawk, Bobby Carpenter, Ryan Shazier and Darron Lee, NFL standout James Laurinaitis, along with Joshua Perry, Anthony Schlegel, Larry Grant, Marcus Freeman, Austin Spitler, Ross Homan and Brian Rolle and most recently UC players James Hudson, Darrick Forrest, James Wiggings, Gerrid Doaks, Cortez Broughton, Korey Cunningham and Josiah Deguara.

No stranger to championship-level football, Fickell was a part



of nine Big Ten Conference titles (seven as a coach, two as a player), two national championship squads and 15 postseason games, including two College Football Playoff appearances. From 2005-2018, Fickell-coached defenses at Ohio State ranked among the NCAA FBS Top-40 in yards-per-play allowed, averaging a ranking of No. 17 and earning its highest rank of No. 3 in 2016.

Fickell's coaching career began at Ohio State. After spending a year on the IR list with the New Orleans Saints, he was hired in 1999 as a GA at OSU by his college coach, John Cooper.


Fickell's first full-time coaching position came in 2000 under Lee Owens at Akron, spending two years as defensive line coach. Jim Tressel brought him to Ohio State as special teams coordinator in 2002 and he also worked with the defensive front on the BCA National Championship squad. He was named linebackers coach in 2004, and added co-defensive coordinator duties to his resume in 2005.

In May of 2011 he was asked to take over an Ohio State program staggered by the loss of its head coach, the unexpected departure of a star quarterback and on the cusp of NCAA penalties, and against stacked odds, he led the Buckeyes to a bowl game. Prior to his appointment to serve as head coach, he had been promoted to assistant head coach in March 2011.

He returned to his role as defensive coordinator and LB coach in 2012. Over five seasons, coaching under UC alumnus Urban Meyer, Fickell's defensive units were a big reason OSU went 61-5 and won the 2014 CFP National Championship.

Fickell was one of the founders of the 2nd & 7 Foundation in 1999 with teammates Ryan Miller and Mike Vrabel. The foundation promotes reading by providing free books and positive role models to kids in need while encouraging young athletes of the community to pay it forward.

A native of Columbus, Ohio, Fickell is a graduate of DeSales High School, where he was a three-time, undefeated state wrestling champion. He played for the Buckeyes from 1992-96, redshirting the first year and then starting the next four seasons at nose guard. He started a then school-record 50 consecutive games between 1993 and 1996. He graduated from Ohio State in 1997 with a degree in exercise science. Fickell and his wife Amy have six children: Landon, a freshman offensive lineman at UC, Luca, twin sons Aydon and Ashton, and twin sons Laykon and Lucian.



## PERSONAL INFORMATION

**Born:** August 18, 1973  
**Hometown:** Columbus, Ohio  
**Wife:** Amy  
**Children:** Landon, Luca, Aydon, Ashton, Laykon, Lucian  
**Education:** Ohio State (1997, B.S.)  
**Year in Coaching:** 21st

## PLAYING CAREER

YEAR	TEAM
1992-96	Ohio State (Nose Guard)

## BOWLS PLAYED IN

YEAR	SCHOOL	BOWL
1993	Ohio State	Holiday
1994	Ohio State	Citrus
1995	Ohio State	Citrus
1996	Ohio State	Rose

## COACHING CAREER

YEAR	SCHOOL	POSITION
1999	Ohio State	Graduate Assistant
2000-01	Akron	Defensive Line
2002-03	Ohio State	Special Teams Coordinator
2004	Ohio State	Linebackers
2005-11	Ohio State	Co-Defensive Coord./Linebackers
2011	Ohio State	Head Coach
2012-16	Ohio State	Defensive Coord./Linebackers
2017-	Cincinnati	Head Coach

## BOWLS COACHED IN

YEAR	SCHOOL	BOWL
2002	Ohio State	Fiesta
2003	Ohio State	Fiesta
2004	Ohio State	Alamo
2005	Ohio State	Fiesta
2006	Ohio State	BCS National Championship
2007	Ohio State	BCS National Championship
2008	Ohio State	Fiesta
2009	Ohio State	Rose
2010	Ohio State	Sugar
2011	Ohio State	Gator
2013	Ohio State	Orange
2014	Ohio State	CFP: Sugar (Semi)/NCG
2015	Ohio State	Fiesta
2016	Ohio State	CFP: Fiesta (Semi)
2018	Cincinnati	Military
2019	Cincinnati	Birmingham
2020	Cincinnati	Peach

## FICKELL'S HEAD COACHING RECORD

YEAR	SCHOOL	OVERALL	CONFERENCE
2011	Ohio State	6-7	3-5 Big Ten (4th)
2017	Cincinnati	4-8	2-6 American East (4th)
2018	Cincinnati	11-2	6-2 American East (3rd)
2019	Cincinnati	11-3	7-1 American East Champs
2020	Cincinnati	9-1	6-0 AAC Champions
2021	Cincinnati	12-0	8-0
<b>TOTALS</b>	<b>SIX SEASONS</b>	<b>53-21 (.716)</b>	<b>32-14 (.696)</b>

**MIKE DENBROCK****OFFENSIVE COORDINATOR/TIGHT ENDS**

FIFTH SEASON • GRAND VALLEY STATE '87

- Has worked as both an OC and DC and coached every position on the offensive side of the ball in his 30+ years of coaching.
- UC has averaged 30 points per game the last three years.
- QB Desmond Ridder was the 2020 AAC Player of the Year and 2018 AAC Rookie of the Year.
- Former UC players Mike Boone, Korey Cunningham, Josiah Deguara, Gerrid Doaks, James Hudson, Devin Gray, Bruno Labelle and Michael Warren II spent time on NFL rosters.
- Denbrock and his wife Dianne have a son, Chance.

**MIKE TRESSEL****DEFENSIVE COORDINATOR/LINEBACKERS**

FOURTH SEASON • CORNELL COLLEGE '96

- Started his second stint at UC in January 2021 as DC/LB coach. Previously coached at UC from 2004-06 as special teams coordinator/linebackers coach
- Returned to the Clifton Heights campus after spending 14 seasons at Michigan State where he coached 20 All-Big Ten players, eight All-Americans and two major award winners.
- Seven of his former linebackers have gone on to play in the NFL, including former Bearcats Jamar Enzor and Tyjuan Hagler.
- He and his wife Megan have two children: Logan and Quincy.

**GINO GUIDUGLI****PASSING GAME COORDINATOR/QUARTERBACKS**

FIFTH SEASON • CINCINNATI '05

- Former UC QB has been instrumental in the development of QB Desmond Ridder, the 2020 AAC Player of the Year.
- A member of UC's Athletics HOF and a charter member of Nippert Stadium's Ring of Honor, he returned to his alma mater after spending six seasons at Central Michigan.
- Prior to joining the coaching ranks, Guidugli played professionally in the Arena and Canadian Football Leagues.
- He and his wife, Michelle, have two sons, Ryland and Ezra and a daughter, Willow.

**BRIAN MASON****SPECIAL TEAMS COORDINATOR/SNIPERS**

FIFTH SEASON • DENISON '09

- Oversees UC's special-teams unit as well as coaching the sniper position, a hybrid linebacker/safety.
- Former pupils James Smith (punter/Tennessee) and Jarell White (sniper/Calgary) play in the NFL and CFL, respectively.
- Spent 2017 as the Bearcats' director of recruiting, helping sign a pair of highly-rated recruiting classes ranked atop the AAC.
- Coached eight years at Ohio State, Purdue, Kent State and Bluffton before coming to UC.
- Mason and his wife Rachel have a son, Graham.

**MIKE BROWN****WIDE RECEIVERS**

THIRD SEASON • LIBERTY '11

- Coached All-AAC selections Tre Tucker and Michael Young Jr. during UC's conference-championship season in 2020.
- Worked virtually with the Cincinnati Bengals in 2020 and 2021 as part of the Bill Walsh NFL Minority Coaching Fellowship.
- Previous coaching stops at Delaware, Michigan and Liberty.
- Played three seasons for the Jacksonville Jaguars (2012-14), including a 32-catch, 446-yard, two-TD season in 2013.
- Two-time All-America selection at Liberty at WR and QB.
- Brown and his wife, Dymond, have a son, Mike III.

**PERRY ELIANO****CORNERBACKS**

SECOND SEASON • STEPHEN F. AUSTIN '00

- Has spent nearly 20 seasons in the coaching ranks, and enters his second year at UC, mentoring the cornerbacks, including the All-AAC backfield duo of Coby Bryant and Ahmad Gardner.
- Came to UC after a two-year stint as the special teams coordinator and cornerbacks coach at New Mexico.
- Also coached at Bowling Green, Central Arkansas, Sam Houston, UTSA and his alma mater, Stephen F. Austin.
- Killeen, Texas native played S for the Lumberjacks (1996-99).
- He and his wife, Regenia, have two sons, Amari and Evan.

**RON CROOK****OFFENSIVE LINE**

FIFTH SEASON • WEST LIBERTY STATE '91

- Coached an all-conference selection in each of his first four years at UC, including NFL players Korey Cunningham, Dino Boyd and James Hudson.
- Has mentored offensive linemen from coast-to-coast, with stops at West Virginia, Stanford, Harvard, Illinois, West Liberty State, Glenville State, Clarion and West Virginia Tech.
- Was as a GA working with the OL at UC in 1993.
- Crook and his wife, Stacy, have three children — Andrew, Cian and Kenley.

**COLIN HITSCHLER****SAFETIES**

FOURTH SEASON • PENN '10

- In his fourth year on staff and second coaching the safeties.
- Was a senior defensive analyst (2019) and quality control coach (2018). Came to UC after stints at South Alabama, Arkansas State, Widener (Pa.) and Salve Regina (R.I.).
- Worked as a player personnel assistant for Kansas City in 2010 and as a training camp assistant for Philadelphia in 2009.
- Wrestled at Pennsylvania for four years before earning his degree in 2010.
- He and his wife Rebecca have a daughter, Catherine.

**DARREN PAIGE****RUNNING BACKS**

FIRST SEASON • FINDLAY '08

- Came to UC in 2021 after two years at Eastern Michigan.
- Coached wideouts for almost a decade with stops at Stony Brook, Holy Cross, Midwestern State, Kent State and Gannon.
- Spent the summer of 2017 with the NFL's Tennessee Titans as part of the Bill Walsh Minority Fellowship Program.
- Played professionally for the Peoria Pirates and collegiately at Miami (OH) and Findlay.
- The native of Rossford, Ohio, and his wife, Amanda, have a son, Brandon (Zek), and a daughter, Aniyah.

**GREG SCRUGGS****DEFENSIVE LINE**

THIRD SEASON • LOUISVILLE '11

- Cincinnati native joined the UC staff in 2018 and moved to the full-time coaching staff in 2020
- Former standout player at St. Xavier HS, the University of Louisville and a two-time Super Bowl Champion.
- Spent 2018 and 2019 as the Bearcats' director of player development and NFL liaison.
- Serves on the international board of directors and as a national spokesperson for Boys Hope Girls Hope.
- Scruggs has a son, Koven.



**BRADY COLLINS**

**DIRECTOR / FOOTBALL SPORTS PERFORMANCE**  
FIFTH SEASON • OTTERBEIN '09

- Creates, implements and oversees a modern and comprehensive sports performance program which allows student-athletes maximize their athletic potential with the latest techniques.
- Came to UC after spending the two seasons at Ohio State as a strength coach with the football team.
- Previously worked at Mississippi State, Kentucky and for the Cincinnati Bengals.
- Collins and his wife, Allie, are the parents of a daughter, Kaylee and a son, Crew.

**GREG GILLUM**

**CHIEF OF STAFF**

SECOND SEASON • OHIO STATE '83

- Oversees the day-to-day operations of the coaching staff and manage the football budget.
- Coordinates the execution of strategic initiatives and serves as a liaison between the football program and athletics. Manages the recruiting office along with the oversight of player development, academics and community service.
- Spent 10 years at Ohio State and coached at Akron and Ashland.
- Gillum and his wife Jody have two sons, Tyler and Tanner, and a daughter, Myriah.



**JASON ACHAUER**  
EQUIPMENT



**ARMON BINNS**  
QUALITY CONTROL



**MICHAEL BREWSTER**  
QUALITY CONTROL



**CAM CLEMINSON**  
GRADUATE ASSISTANT



**DANNY FOLINO**  
SPORTS PERFORMANCE




**PARRISH GAINES**  
GRADUATE ASSISTANT



**MICHELE GALVIN**  
SPORTS MEDICINE



**ZACH HIGGINS**  
SPORTS PERFORMANCE



**AARON HIMMLER**  
SPORTS MEDICINE



**DALVIN JONES**  
EQUIPMENT



**PAT LAMBERT**  
RECRUITING




**NATE LETTON**  
GRADUATE ASSISTANT



**MITCH MAROTTI**  
OPERATIONS



**SHERRY MURRAY**  
ADMINISTRATION



**ADAM NIEMEYER**  
VIDEO



**JEREMIAH ORTIZ**  
SPORTS PERFORMANCE




**JIMMY RODENBERG**  
SPORTS PERFORMANCE



**AUSTIN SCHAFFER**  
RECRUITING



**KELSEY SHARKEY**  
NEW MEDIA



**NICK SHARP**  
ANALYST



**JAKE SOPKO**  
GRADUATE ASSISTANT



**MAX STIENECKER**  
RECRUITING



**JOHN WIDECAN**  
OPERATIONS



FIELD GOALS (MADE) MISSED

FG SEQUENCE	CINCINNATI	OPPONENTS
Miami (OH)	-	-
Murray State	37	33
Indiana	[32], 50	[49]
Notre Dame	[23], 30, 37	-
Temple	[30], 44	[55]
UCF	-	-
Navy	[32], [52]	[27], [33], 51
Tulane	[27]	[41]
Tulsa	43	[35], [50], 50
South Florida	[27]	-
SMU	44	34, 38
East Carolina	45	[35], [44], 35

TURNOVERS

Takeaways..... 28 (17 Interceptions, 11 Fumbles)  
Turnovers..... 18 (9 Interceptions, 9 Fumbles)

Points Off Turnovers

Cincinnati.....70  
Opponents.....45

Points Off Turnovers/Game

Cincinnati.....7.5  
Opponents.....3.8

GAME	GIVEAWAYS			TAKEAWAYS			+/-
	FUM	INT	TOT	FUM	INT	TOT	
Miami (OH)	0	2	2	0	0	0	-2
Murray State	1	0	1	1	3	4	+3
Indiana	1	1	2	1	3	4	+2
Notre Dame	2	0	2	1	2	3	+1
Temple	0	0	0	2	1	3	+3
UCF	1	0	1	0	2	2	+1
Navy	0	1	1	0	1	1	--
Tulane	0	1	1	2	2	4	+3
Tulsa	2	1	3	1	0	1	-2
South Florida	2	1	3	2	1	3	--
SMU	0	0	0	1	0	1	+1
East Carolina	1	2	3	1	1	2	-1

OPENING DRIVES – OFFENSE

GAME	1ST	2ND
Miami (OH)	Touchdown	Punt
Murray State	Punt	Touchdown
Indiana	Punt	Missed FG
Notre Dame	Punt	Missed FG
Temple	Field Goal	Touchdown
UCF	Touchdown	Punt
Navy	Punt	Touchdown
Tulane	Touchdown	Punt
Tulsa	Touchdown	Touchdown
South Florida	Fumble	Touchdown
SMU	Touchdown	Touchdown
East Carolina	Missed Field Goal	Interception

OPENING DRIVES – DEFENSE

GAME	1ST	2ND
Miami (OH)	Punt	Punt
Murray State	Interception	Punt
Indiana	Punt	Punt
Notre Dame	Interception	Downs
Temple	Punt	Punt
UCF	Punt	Punt
Navy	Punt	Downs
Tulane	Punt	Punt

Tulsa	Punt	Downs
South Florida	Punt	Touchdown
SMU	Punt	Punt
East Carolina	Punt	Punt

UC ON COIN FLIPS

GAME	RESULT	SCORE
Miami (OH)	L (Receive)	W, 49-14
Murray State	W (Defer)	W, 42-7
Indiana	L (Receive)	W, 38-24
Notre Dame	W (Defer)	W, 24-13
Temple	W (Defer)	W, 52-3
UCF	W (Defer)	W, 56-21
Navy	W (Receive)	W, 27-20
Tulane	W (Defer)	W, 31-12
Tulsa	W (Defer)	W, 28-20
South Florida	L (Kick)	W, 45-28
SMU	W (Kick)	W, 48-14
East Carolina	L (Kick)	W, 35-13

MILESTONE VICTORIES

NO.	DATE	SCORE	OPPONENT	PLACE
1	11/14/85	28-6	Mt. Auburn	Cincinnati
50	10/18/02	6-0	Indianapolis	Cincinnati
100	11/02/18	6-0	Fort Thomas	Cincinnati
150	10/29/32	25-6	Wittenberg	Cincinnati
200	09/22/45	30-0	Denison	Cincinnati
250	10/11/52	20-13	Xavier	Cincinnati
300	11/25/61	19-13	Detroit	Cincinnati
350	11/27/71	19-16	Louisville	Louisville, Ky.
400	10/09/82	34-14	Long Beach	Cincinnati
450	10/28/95	55-19	N. Illinois	DeKalb, Ill.
500	10/30/04	21-10	TCU	Cincinnati
550	10/09/10	45-3	Miami (OH)	Cincinnati
600	10/24/16	27-20	Miami (OH)	Cincinnati

Currently 649 wins

TEAM WEEKLY AWARDS

Miami (OH)	Ridder (offense), Vann (defense), Wright (ST)
Murray State	Ford (offense), Dublank (defense), Scott (ST)
Indiana	Pierce (offense), Beavers (defense), Tucker (ST)
Notre Dame	Taylor (offense), Gardner (defense), Huber (ST)
Temple	Ford (offense), Bryant (defense), Hicks (ST)
UCF	Ford (offense), Bryant/Brooks (defense), Whyte (ST)
Navy	Whyte (offense), Brooks (defense)
Tulane	Whyte (offense), Sanders (defense), Threats (ST)
Tulsa	Pierce (offense), Dublanko (defense), Tucker (ST)
USF	Ridder (offense), Brooks (defense), McClelland (ST)
SMU	Ridder (offense), Bryant, Cook (defense), Huber, Bush (ST)
East Carolina	Pierce (offense), Brooks, Gardner (defense), Royer, Bush (ST)

2021 AWARDS & HONORS		
AMERICAN ATHLETIC CONFERENCE PLAYER OF THE WEEK		
Sept. 4	Desmond Ridder	Honor Roll
Sept. 18	Deshawn Pace	Defensive POTW
Sept. 18	Tre Tucker	Honor Roll
Oct. 2	Desmond Ridder	Offensive POTW
Oct. 2	Ahmad Gardner	Honor Roll
Oct. 8	Jerome Ford	Offensive POTW
Oct. 8	Coby Bryant	Honor Roll
Oct. 16	Jerome Ford	Offensive POTW
Oct. 16	Coby Bryant	Honor Roll
Oct. 30	Desmond Ridder	Honor Roll
Nov. 6	Alec Pierce	Honor Roll
Nov. 6	Joel Dublanko	Honor Roll
Nov. 12	Desmond Ridder	Honor Roll
Nov. 12	Ahmad Gardner	Honor Roll
Nov. 20	Desmond Ridder	Offensive POTW
Nov. 20	Curtis Brooks	Honor Roll
Nov. 26	Ahmad Gardner	Defensive POTW
Nov. 26	Desmond Ridder	Honor Roll

CHEEZ-IT BOWL NATIONAL TEAM OF THE WEEK

Oct. 2	Cincinnati
--------	------------

DAVEY O'BRIEN AWARD GREAT 8 LIST

Sept. 4	Desmond Ridder
Oct. 2	Desmond Ridder
Nov. 20	Desmond Ridder

DAVEY O'BRIEN AWARD NATIONAL QB OF THE WEEK

Oct. 2	Desmond Ridder
--------	----------------

MANNING AWARD STAR OF THE WEEK

Sept. 4	Desmond Ridder
Oct. 2	Desmond Ridder
Nov. 20	Desmond Ridder

LOTT TROPHY IMPACT PLAYER OF THE WEEK

Oct. 2	Coby Bryant
--------	-------------

ORANGE BOWL PLAYER OF THE WEEK

Oct. 20	Jerome Ford
---------	-------------

DODD TROPHY MIDSEASON WATCH LIST

Oct. 21	Luke Fickell
---------	--------------

JIM THORPE AWARD SEMIFINALISTS

Oct. 25	Coby Bryant, Ahmad Gardner
---------	----------------------------

DAVEY O'BRIEN AWARD MIDSEASON WATCH LIST

Oct. 26	Desmond Ridder
---------	----------------

DICK BUTKUS AWARD FINALIST

Nov. 1	Darrian Beavers
--------	-----------------

MAXWELL AWARD SEMIFINALIST

Nov. 1	Desmond Ridder
--------	----------------

WALTER CAMP AWARD SEMIFINALIST

Nov. 1	Desmond Ridder
--------	----------------

JOHNNY UNITAS GOLDEN ARM AWARD FINALIST

Nov. 18	Desmond Ridder
---------	----------------

JIM THORPE AWARD FINALIST

Nov. 23	Coby Bryant
---------	-------------

PFF AAC PLAYERS OF THE YEAR

Nov. 29	Desmond Ridder, Ahmad Gardner
---------	-------------------------------

ADAMS, Will  
**TACKLES:** 1, East Carolina, 11/13/20 (1-0), UCF, 10/16/21 (1-0)  
**FUMBLES RECOVERED:** 1, East Carolina, 11/13/20

BALES, Alex  
**TACKLES:** 1, Navy, 10/23/21 (1-0)  
**FIELD GOAL ATTEMPTS:** 1, Navy, 10/23/21  
**FIELD GOALS MADE:** 1, Navy, 10/23/21  
**LONG FIELD GOAL:** 52 yards, Navy, 10/23/21  
**PATS MADE:** 6, SMU, 11/20/21  
**PATS ATTEMPTED:** 7, SMU, 11/20/21

BADEVICH, Blake  
**TACKLES:** 2, Alabama A&M, 09/15/18 (1-1); Memphis, 10/31/20 (1-1)

BAKER, DeMarco  
**TACKLES:** 1, at Marshall, 09/28/19 (0-1)

BEAVERS, D.  
**ALL-PURPOSE YARDS:** 8, USF, 10/03/20  
**INTERCEPTIONS:** 1, USF, 10/03/20; Tulsa, 12/19/20  
**LONG INTERCEPTION RETURN:** 8, USF, 10/03/20  
**TACKLES:** 14, Navy, 10/23/21 (3-11)  
**SACKS:** 1.5, at UCF, 11/21/20 (1-1)  
**TACKLES FOR LOSS:** 4.0, at UCF, 11/21/20 (3-1)  
**PASS BREAKUPS:** 1, Memphis, 10/31/20; Tulsa, 12/19/20

BOWERS, Leroy  
**TACKLES:** 1, SMU, 11/20/21 (0-1)

BRIGGS, Jowon  
**TACKLES:** 7, at ECU, 11/26/21 (1-6)  
**TACKLES FOR LOSS:** 1.0, Tulane, 10/30/21, SMU 11/20/21  
**SACKS:** 1.0, Tulane, 10/30/21

BROOKS, Curtis  
**TACKLES:** 10, Navy, 10/23/21 (7-3)  
**SACKS:** 2.0, UConn, 11/09/19 (2-0)  
**TFLS:** 3.0, Navy, 10/23/21 (3-14)  
**FUMBLES FORCED:** 1, at SMU, 10/24/20, Tulsa, 11/6/21  
**FUMBLES RECOVERED:** 1 [t-6th], UCLA, 08/29/19  
**PASS BREAKUPS:** 1, at Houston, 10/12/19; Tulsa, 10/19/19

BROWN, Marcus  
**TACKLES:** 6, Navy, 10/23/21 (4-2)  
**SACKS:** 2.0, Tulsa, 10/19/19 (2-0)  
**TFLS:** 2.0, at Houston, 10/12/19 (2-0); Tulsa, 10/19/19 (2-0); at SMU, 10/24/20 (2-0)  
**FUMBLES FORCED:** 1 [t-9th], Tulsa, 10/19/19  
**FUMBLES RECOVERED:** 1 [t-6th], Tulsa, 10/19/19, SMU, 11/20/21  
**PASS BREAKUPS:** 2, at ECU, 11/18/17

BRYANT, Coby  
**POINTS SCORED:** 2, Temple, 11/23/19  
**INTERCEPTIONS:** 2, USF, 10/03/20; at Temple, 10/20/18  
**LONG INTERCEPTON RETURN:** 74, UCF, 10/16/21  
**TACKLES:** 8, at East Carolina, 11/02/19 (7-1); vs Virginia Tech, 12/31/18 (7-1)  
**TFLS:** 1.0, 4 times  
**FUMBLES FORCED:** 1, 4 times  
**PASS BREAKUPS:** 3, at Temple, 10/20/18; at East Carolina, 11/02/19, at Notre Dame, 10/02/21

BUSH, Arquon  
**POINTS SCORED:** 6, ECU, 11/23/18  
**TOUCHDOWNS:** 1, ECU, 11/23/18  
**ALL-PURPOSE YARDS:** 36, ECU, 11/23/18  
**INTERCEPTIONS:** 2, ECU, 11/23/18  
**LONG INTERCEPTION RETURN:** 36, ECU, 11/23/18  
**TACKLES:** 6, Tulsa, 10/19/19 (3-3)  
**SACKS:** 1, Miami (OH), 09/04/21 (1-0)  
**TFLS:** 1.5, Army, 09/26/20 (1-0)  
**FUMBLES FORCED:** 1, Tulsa, 10/19/19  
**FUMBLES RECOVERED:** 1, ECU, 11/23/18  
**PASS BREAKUPS:** 2, 4 times, last at Indiana, 09/18/21  
**BLOCKED KICKS:** 1, SMU, 11/20/21, at ECU, 11/26/21

COOK, Bryan  
**TACKLES:** 14, Tulsa, 11/06/20 (8-6)  
**TFLS:** 1.5, UCF, 10/16/21  
**INTERCEPTIONS:** 1, at Indiana, 09/18/21  
**PASS BREAKUPS:** 2, Tulsa, 11/6/21

DAVIS, Noah  
**RECEPTIONS:** 1, Murray State, 09/11/21  
**RECEIVING YARDS:** 2, Murray State, 09/11/21  
**LONG RECEPTION:** 2, Murray State, 09/11/21  
**RECEIVING TDS:** 1, Murray State, 09/11/21  
**TACKLES:** 1, SMU, 11/20/21 (1-0)

DINGLE, Jacob  
**TACKLES:** 4, East Carolina, 11/13/20 (2-2), Miami (OH), 09/04/21 (3-1)

DUBLANKO, Joel  
**RUSH ATTEMPTS:** 1, East Carolina, 11/13/20  
**RUSH YARDS:** 29, East Carolina, 11/13/20 (1 carries)  
**LONG RUSH:** 29, East Carolina, 11/13/20  
**ALL-PURPOSE YARDS:** 29, East Carolina, 11/13/20  
**KICK RETURNS:** 1, at Temple, 10/20/18; USF, 11/10/18  
**KICK RETURN YARDS:** 17, USF, 11/10/18 (1 returns)  
**LONG KICK RETURN:** 17, USF, 11/10/18  
**TACKLES:** 17, Tulsa, 11/6/21 (9-8)  
**SACKS:** 1.5, at ECU, 11/26/21  
**TFLS:** 2.0, Army, 09/26/20 (2-0), Murray State, 09/11/21 (2-4), Navy, 10/23/21 (2-3)  
**FUMBLES FORCED:** 1 [t-9th], at Houston, 10/12/19  
**FUMBLES RECOVERED:** 1 [t-6th], Army, 09/26/20

FISCHER, Wyatt  
**RECEPTIONS:** 1, vs Boston College, 01/02/20  
**RECEIVING YARDS:** 7, vs Boston College, 01/02/20 (1 receptions)  
**LONG RECEPTION:** 7, vs Boston College, 01/02/20  
**ALL-PURPOSE YARDS:** 7, vs Boston College, 01/02/20  
**PUNT RETURNS:** 1, Tulsa, 10/19/19  
**PUNT RETURN YARDS:** -10, Tulsa, 10/19/19 (1 returns)  
**TACKLES:** 1, UConn, 11/09/19 (1-0)

FLETCHER, Mason  
**PUNT ATTEMPTS:** 5, at Indiana, 09/18/21  
**PUNT YARDS:** 211, at Indiana, 09/18/21  
**LONGEST PUNT:** 51, at Indiana, 09/18/21

SINGLE-GAME HIGHS

<p>FORD, Jerome</p> <p><b>POINTS SCORED:</b> 24, UCF, 10/16/21</p> <p><b>TOUCHDOWNS:</b> 4, UCF, 10/16/21</p> <p><b>RUSH ATTEMPTS:</b> 20, two times</p> <p><b>RUSH YARDS:</b> 189, UCF, 10/16/21 (20 carries)</p> <p><b>RUSH TDS:</b> 3, Murray State, 09/11/21</p> <p><b>LONG RUSH:</b> 79, two times, Georgia, 1/1/21, UCF, 10/16/21</p> <p><b>RECEPTIONS:</b> 4, Tulsa, 12/19/20</p> <p><b>RECEIVING YARDS:</b> 24, Tulsa, 12/19/20 (4 receptions)</p> <p><b>LONG RECEPTION:</b> 26, Tulane, 10/30/21</p> <p><b>TOTAL OFFENSE ATTEMPTS:</b> 21, at Indiana, 09/18/21</p> <p><b>TOTAL OFFENSE YARDS:</b> 212, UCF, 10/16/21 (189 rush, 23 catch)</p> <p><b>TACKLES:</b> 1, Tulane, 10/30/21</p>	<p>INGLE, Brody</p> <p><b>TACKLES:</b> 5, Austin Peay, 09/19/20 (0-5); USF, 10/03/20 (3-2)</p>
	<p>JACKSON, Rob</p> <p><b>TACKLES:</b> 1, Temple, 10/08/21 (1-0)</p>
	<p>JONES, Daved</p> <p><b>TACKLES:</b> 2, Austin Peay, 09/19/20 (1-1); USF, 10/03/20 (0-2), Murray State, 09/11/21 (1-1)</p> <p><b>TFLS:</b> 1, Murray State, 09/11/21</p> <p><b>PASS BREAKUPS:</b> 1, Austin Peay, 09/19/20</p>
<p>GARDNER, Ahmad</p> <p><b>POINTS SCORED:</b> 6, UCF, 10/04/19 ; at East Carolina, 11/02/19</p> <p><b>TOUCHDOWNS:</b> 1, UCF, 10/04/19 ; at East Carolina, 11/02/19</p> <p><b>ALL-PURPOSE YARDS:</b> 62, at East Carolina, 11/02/19</p> <p><b>INTERCEPTIONS:</b> 1, 7 times</p> <p><b>LONG INTERCEPTION RETURN:</b> 62, at East Carolina, 11/02/19</p> <p><b>TACKLES:</b> 8, Austin Peay, 09/19/20 (3-5); at ECU 11/26/21</p> <p><b>SACKS:</b> 1, Tulsa, 11/06/21, USF, 11/12/21</p> <p><b>TFLS:</b> .5, Houston, 11/07/20 (0-1)</p> <p><b>PASS BREAKUPS:</b> 2, 5 times</p> <p><b>FORECED FUMBLE:</b> 1, USF, 11/12/21</p>	<p>JONES, Cam</p> <p><b>RECEPTIONS:</b> 1, East Carolina, 11/13/20</p> <p><b>RECEIVING YARDS:</b> 11, East Carolina, 11/13/20 (1 reception)</p> <p><b>LONG RECEPTION:</b> 11, East Carolina, 11/13/20</p> <p><b>ALL-PURPOSE YARDS:</b> 11, East Carolina, 11/13/20</p>
	<p>JONES, Jordan</p> <p><b>RECEPTIONS:</b> 5, vs. Eastern Illinois, 9/1/18</p> <p><b>RECEIVING YARDS:</b> 132, vs. Eastern Illinois, 9/1/18</p> <p><b>RECEIVING TDS:</b> 1, (4x) last vs. Eastern Illinois, 9/1/18</p> <p><b>LONG RECEPTION:</b> 65, vs. Missouri, 11/24/17</p> <p><b>RUSHES:</b> 2, vs. Texas A&amp;M, 9/23/17</p> <p><b>RUSHING YARDS:</b> 50, vs. Texas A&amp;M, 9/23/17</p> <p><b>LONG RUSH:</b> 30, vs. Texas A&amp;M, 9/23/17</p> <p><b>PASS TD'S:</b> 1, SMU, 11/20/21</p> <p><b>PASS COMPLETIONS:</b> 1, SMU, 11/20/21</p> <p><b>PASSING YARDS:</b> 5, SMU, 11/20/21</p>
<p>HARRIS, Justin</p> <p><b>TACKLES:</b> 3, Austin Peay, 09/19/20 (1-2)</p> <p><b>TFLS:</b> 1.0, at SMU, 10/24/20 (1-0)</p> <p><b>PASS BREAKUPS:</b> 1, UCF, 10/04/19</p>	<p>KEYS, Michael</p> <p><b>TACKLES:</b> 1, Navy, 10/23/21 (1-0), SMU, 11/20/21 (0-1)</p>
<p>HICKS, Ja'Von</p> <p><b>ALL-PURPOSE YARDS:</b> 70, at Memphis, 12/07/19</p> <p><b>INTERCEPTIONS:</b> 2, at Houston, 10/12/19</p> <p><b>LONG INTERCEPTION RETURN:</b> 70 [8th], at Memphis, 12/07/19</p> <p><b>TACKLES:</b> 9, at USF, 11/16/19 (8-1), Navy, 10/23/21 (4-5)</p> <p><b>TFLS:</b> 1, SMU, 11/20/21</p> <p><b>FUMBLES FORCED:</b> 1, at Ohio State, 09/07/19 ; at USF, 11/16/19</p> <p><b>FUMBLES RECOVERED:</b> 1, 5 times</p> <p><b>PASS BREAKUPS:</b> 1, USF, 10/03/20 ; Tulsa, 10/19/19, Tulsa 11/6/21</p>	<p>KOPAYGORODSKY, Michael</p> <p><b>POINTS SCORED:</b> 6, at Marshall, 09/28/19</p> <p><b>TOUCHDOWNS:</b> 1, at Marshall, 09/28/19</p> <p><b>RUSH ATTEMPTS:</b> 5, Alabama A&amp;M, 09/15/18 ; at Marshall, 09/28/19</p> <p><b>RUSH YARDS:</b> 26, Alabama A&amp;M, 09/15/18 (5 carries)</p> <p><b>RUSH TDS:</b> 1, at Marshall, 09/28/19</p> <p><b>LONG RUSH:</b> 14, Alabama A&amp;M, 09/15/18</p> <p><b>TOTAL OFFENSE ATTEMPTS:</b> 5, Alabama A&amp;M, 09/15/18 (5 rush,0 pass); at Marshall, 09/28/19 (5 rush,0 pass)</p> <p><b>TOTAL OFFENSE YARDS:</b> 26, Alabama A&amp;M, 09/15/18 (26 rush,0 pass)</p> <p><b>ALL-PURPOSE YARDS:</b> 26, Alabama A&amp;M, 09/15/18</p> <p><b>KICK RETURNS:</b> 1, Tulsa, 10/19/19</p> <p><b>KICK RETURN YARDS:</b> 13, Tulsa, 10/19/19 (1 returns)</p> <p><b>LONG KICK RETURN:</b> 13, Tulsa, 10/19/19</p> <p><b>TACKLES:</b> 2, Temple, 11/23/19 (1-1)</p>
<p>HIGHTOWER, Devin</p> <p><b>TACKLES:</b> 2, UCF, 10/16/21 (1-1)</p>	
<p>HUBER, Wilson</p> <p><b>POINTS SCORED:</b> 6, Alabama A&amp;M, 09/15/18</p> <p><b>TOUCHDOWNS:</b> 1, Alabama A&amp;M, 09/15/18</p> <p><b>RUSH ATTEMPTS:</b> 1, at Memphis, 11/29/19</p> <p><b>RUSH YARDS:</b> 13, at Memphis, 11/29/19 (1 carries)</p> <p><b>RUSH TDS:</b> 1, Alabama A&amp;M, 09/15/18</p> <p><b>LONG RUSH:</b> 13, at Memphis, 11/29/19</p> <p><b>RECEPTIONS:</b> 1, at UCLA, 09/01/18 ; Ohio, 09/22/18</p> <p><b>RECEIVING YARDS:</b> 16, at UCLA, 09/01/18 (1 receptions)</p> <p><b>LONG RECEPTION:</b> 16, at UCLA, 09/01/18</p> <p><b>TOTAL OFFENSE ATTEMPTS:</b> 1, at Memphis, 11/29/19 (1 rush,0 pass)</p> <p><b>TOTAL OFFENSE YARDS:</b> 13, at Memphis, 11/29/19 (13 rush,0 pass)</p> <p><b>ALL-PURPOSE YARDS:</b> 16, at UCLA, 09/01/18</p> <p><b>TACKLES:</b> 2, Miami (OH), 09/14/19 (0-2); Austin Peay, 09/19/20 (2-0), Murray State, 09/11/21 (1-1), Temple, 10/08/21 (1-1), UCF, 10/16/21 (2-0)</p> <p><b>TFLS:</b> 1.0, Austin Peay, 09/19/20 (1-0), 1.0, Temple, 10/08/21, SMU, 11/20/21</p> <p><b>SACKS:</b> 1.0, Temple, 10/08/21, SMU, 11/20/21</p> <p><b>PASS BREAKUPS:</b> 1, vs Boston College, 01/02/20, Murray State, 09/11/21</p> <p><b>BLOCKED KICKS:</b> 1, at USF, 11/16/19 ; at Memphis, 12/07/19</p>	<p>LOWERY, Christian</p> <p><b>FIELD GOALS MADE:</b> 1, Tulane, 10/30/21</p> <p><b>LONG FIELD GOAL:</b> 27, Tulane, 10/30/21</p> <p><b>PAT'S MADE:</b> 3, Tulane, 10/30/21</p>

MCCLELLAND, Charles.

**POINTS SCORED:** 6, 5 times

**TOUCHDOWNS:** 1, 5 times

**RUSH ATTEMPTS:** 16, Alabama A&M, 09/15/18

**RUSH YARDS:** 121, Alabama A&M, 09/15/18 (16 carries)

**RUSH TDS:** 1, 4 times

**LONG RUSH:** 55, ECU, 11/23/18

**RECEPTIONS:** 2, 4 times

**RECEIVING YARDS:** 47, vs Virginia Tech, 12/31/18 (2 receptions)

**RECEIVING TDS:** 1, vs Virginia Tech, 12/31/18

**LONG RECEPTION:** 38, vs Virginia Tech, 12/31/18

**TOTAL OFFENSE ATTEMPTS:** 16, Alabama A&M, 09/15/18 (16 rush,0 pass)

**TOTAL OFFENSE YARDS:** 121, Alabama A&M, 09/15/18 (121 rush,0 pass)

**ALL-PURPOSE YARDS:** 144, ECU, 11/23/18

**KICK RETURNS:** 4, at UCF, 11/17/18

**KICK RETURN YARDS:** 70, at UCF, 11/17/18 (4 returns)

**LONG KICK RETURN:** 24, at UCF, 11/17/18

**TACKLES:** 1, 4 times

METZ, Lorenz

**BLOCKED KICKS:** 1, Temple, 11/23/19

MEYER, Nate

**TACKLES:** 1, Tulane, 10/30/21

MONTGOMERY, Ryan

**POINTS SCORED:** 12, at USF, 11/12/21

**TOUCHDOWNS:** 2, at USF, 11/12/21

**RUSH ATTEMPTS:** 7, vs Boston College, 01/02/20

**RUSH YARDS:** 72, at USF, 11/12/21 (6 carries)

**RUSH TDS:** 1, vs Boston College, 01/02/20 ; UConn, 11/09/19; ECU, 11/26/21

**LONG RUSH:** 55, USF, 11/12/21

**RECEPTIONS:** 2, USF, 11/12/21

**RECEIVING YARDS:** 10, Memphis, 10/31/20 (1 receptions), USF, 11/12/21 (2 receptions)

**LONG RECEPTION:** 10, Memphis, 10/31/20

**TOTAL OFFENSE ATTEMPTS:** 7, vs Boston College, 01/02/20 (7 rush,0 pass)

**TOTAL OFFENSE YARDS:** 47, vs Boston College, 01/02/20 (47 rush,0 pass)

**ALL-PURPOSE YARDS:** 118, UCF, 10/16/21

**PUNT RETURNS:** 5, Miami (OH), 09/14/19 ; UConn, 11/09/19

**PUNT RETURN YARDS:** 63, SMU, 11/20/21 (4 returns)

**LONG PUNT RETURN:** 27, at Indiana, 09/18/21, SMU, 11/20/21

**KICK RETURNS:** 2, East Carolina, 11/13/20

**KICK RETURN YARDS:** 41, East Carolina, 11/13/20 (2 returns)

**LONG KICK RETURN:** 32, Tulsa, 12/19/20

PACE, Deshawn

**TACKLES:** 10, at Indiana, 09/18/21 (9-1)

**TFLS:** 2, Navy, 10/23/21

**FUMBLES FORCED:** 1, East Carolina, 11/13/20

**FUMBLES RECOVERED:** 1, Murray State, 09/11/21

**INTERCEPTIONS:** 1, at Indiana, 09/18/21, USF, 11/12/21

**INT RETURN YARDS:** 39, at Indiana, 09/18/21

**PASS BREAKUPS:** 1, at ECU, 11/26/21

PAULING, Will

**RECEPTIONS:** 1, SMU, 11/20/21

**RECEIVING YARDS:** 6, SMU, 11/20/21

PHILLIPS, Eric

**TACKLES:** 3, East Carolina, 11/13/20 (0-3), Navy, 10/23/21 (2-1)

PIERCE, Alec

**POINTS SCORED:** 6, 4 times

**TOUCHDOWNS:** 2, SMU, 11/20/21

**RECEPTIONS:** 8, at ECU, 11/26/21

**RECEIVING YARDS:** 146, Tulsa, 12/19/20 (5 receptions)

**RECEIVING TDS:** 2, SMU, 11/20/21

**LONG RECEPTION:** 53, at ECU, 11/26/21

**ALL-PURPOSE YARDS:** 146, Tulsa, 12/19/20

**TACKLES:** 2, Navy, 11/03/18 (1-1)

PRATER, Evan

**PASS ATTEMPTS:** 6, SMU, 11/20/21

**LONG PASS:** 11, SMU, 11/20/21

**COMPLETIONS:** 3, SMU, 11/20/21

**PASS TD'S:** 1, SMU, 11/20/21

**RUSH ATTEMPTS:** 4, Miami (OH), 09/04/21

**RUSH YARDS:** 44, SMU, 11/20/21

**RUSHING TOUCHDOWNS:** 1, UCF, 10/16/21

**LONG RUSH:** 33, SMU, 11/20/21

**TOTAL OFFENSE ATTEMPTS:** 6, Murray State, 09/11/21 (3 rush, 3 pass)

**TOTAL OFFENSE YARDS:** 60, SMU, 11/20/21 (44 rush, 16 pass)

**ALL-PURPOSE YARDS:** 44, SMU, 11/20/21

RIDDER, Desmond

**POINTS SCORED:** 18, three times

**TOUCHDOWNS:** 5, SMU, 11/20/21 (3 pass, 1 rush, 1 rec)

**RUSH ATTEMPTS:** 21, vs Boston College, 01/02/20

**RUSH YARDS:** 179, at SMU, 10/24/20 (8 carries)

**RUSH TDS:** 3, three times

**LONG RUSH:** 91, at SMU, 10/24/20

**PASS ATTEMPTS:** 50 [t-10th], at SMU, 10/27/18

**PASS COMPLETIONS:** 33 [1st], at SMU, 10/27/18

**PASS YARDS:** 352, at SMU, 10/27/18

**PASS TDS:** 4, at Marshall, 09/28/19 ; ECU, 11/23/18

**HAD INTERCEPTED:** 3, USF, 10/03/20

**LONG PASS:** 81, Miami (OH), 09/04/21

**TOTAL OFFENSE ATTEMPTS:** 67, at SMU, 10/27/18 (17 rush,50 pass)

**TOTAL OFFENSE YARDS:** 402, East Carolina, 11/13/20 (75 rush,327 pass)

**ALL-PURPOSE YARDS:** 179, at SMU, 10/24/20

**TACKLES:** 1, at SMU, 10/24/20 (1-0), Tulane, 10/30/21, at ECU, 11/26/21

**RECEPTIONS:** 1, USF, 11/12/21, SMU, 11/20/21

**LONG RECEPTION:** 5, SMU, 11/20/21

**RECEIVING TD:** 1, SMU, 11/20/21

ROYER, Ryan

**BLOCKED KICKS:** 1, at ECU, 11/26/21

SANDERS, Myjai

**TACKLES:** 7, Navy, 10/23/21 (5-2)

**SACKS:** 2.0, Tulsa, 12/19/20 (2-0)

**TFLS:** 2.5, Memphis, 10/31/20 (2-1)

**FUMBLES FORCED:** 1, Tulsa, 10/19/19

**FUMBLES RECOVERED:** 1, Miami (OH), 09/14/19, Tulane, 10/30/21

**PASS BREAKUPS:** 3, at ECU, 11/26/21

SCOTT, Chris

**RECEPTIONS:** 1, USF, 11/12/21

**RECEIVING YARDS:** 6, USF, 11/12/21

**LONG RECEPTION:** 6, USF, 11/12/21

SCOTT, Tyler

**RUSH ATTEMPTS:** 1, Austin Peay, 09/19/20

**RUSH YARDS:** 20, Austin Peay, 09/19/20 (1 carries)

**LONG RUSH:** 20, Austin Peay, 09/19/20

**RECEPTIONS:** 5, SMU, 11/20/21

**RECEIVING YARDS:** 94, SMU, 11/20/21 (5 receptiona)

**RECEIVING TDS:** 1, Miami (OH), 09/04/21, Murray State, 09/11/21, SMU, 11/20/21

**LONG RECEPTION:** 81, Miami (OH), 09/04/21

**TOTAL OFFENSE ATTEMPTS:** 1, Miami (OH), 09/04/21 (1 pass, 0 rush)

**TOTAL OFFENSE YARDS:** 94, SMU, 11/20/21

**ALL-PURPOSE YARDS:** 94, SMU, 11/20/21

**LONG KICK RETURN:** 21 yards, at ECU, 11/26/21

SHEPPARD, J.

**TACKLES:** 4, Austin Peay, 09/19/20 (4-0)

**TFLS:** 1.0, Austin Peay, 09/19/20 (1-0)

SHEPPARD, Lewis

**TACKLES:** 2, Temple, 10/08/21 (2-0)



## SINGLE-GAME HIGHS

SMITH, Cole

**POINTS SCORED:** 12, at UCF, 11/21/20**KICK PATS:** 9, Alabama A&M, 09/15/18**POINTS BY KICKING:** 12, at UCF, 11/21/20**FIELD GOALS MADE:** 3, at UCF, 11/21/20**FIELD GOAL ATTEMPTS:** 4, at Temple, 10/20/18**LONGEST FIELD GOAL:** 50, Tulsa, 10/19/19**TACKLES:** 2, vs Boston College, 01/02/20 (1-1); East Carolina, 11/13/20 (2-0)

TAYLOR, Jabari

**TACKLES:** 7, at ECU, 11/26/21 (2-5)**SACKS:** 1.0, vs Boston College, 01/02/20 (1-0); Memphis, 10/31/20 (1-0)**TFLS:** 2.0, Memphis, 10/31/20 (2-0); at ECU, 11/26/21**PASS BREAKUPS:** 1, Memphis, 10/31/20**FUMBLE RECOVERIES:** 1, Tulsa, 11/6/21**FORCED FUMBLES:** 1, at ECU, 11/26/21

TAYLOR, Leonard

**POINTS SCORED:** 6, 4 times**TOUCHDOWNS:** 1, 4 times**RECEPTIONS:** 6, at UCF, 11/21/20**RECEIVING YARDS:** 76, at UCF, 11/21/20 (6 receptions)**RECEIVING TDS:** 1, at UCF, 11/21/20; at Memphis, 11/29/19, Miami (OH), 09/04/21**LONG RECEPTION:** 25, Memphis, 10/31/20**ALL-PURPOSE YARDS:** 76, at UCF, 11/21/20**KICK RETURNS:** 1, Alabama A&M, 09/15/18; at East Carolina, 11/02/19**KICK RETURN YARDS:** 13, at East Carolina, 11/02/19 (1 returns)**LONG KICK RETURN:** 13, at East Carolina, 11/02/19**TACKLES:** 1, Army, 09/26/20 (0-1); USF, 10/03/20 (1-0)

THOMAS, Jaheim

**TACKLES:** 1, SMU, 11/20/21 (0-1)

THOMPSON, Jadon

**RECEPTIONS:** 4, Miami (OH), 09/04/21**RECEIVING YARDS:** 79, Miami (OH), 09/04/21**LONG RECEPTION:** 47, Miami (OH), 09/04/21**ALL-PURPOSE YARDS:** 79, Miami (OH), 09/04/21**TACKLES:** 1, Memphis, 10/31/20 (1-0)

THREATS, Byron

**TACKLES:** 2, USF, 11/12/21, SMU, 11/20/21**PASS BREAKUPS:** 1, SMU, 11/20/21

TUCKER, Tre

**POINTS SCORED:** 6, 4 times**TOUCHDOWNS:** 1, 5 times**RUSH ATTEMPTS:** 2, Miami (OH), 09/14/19; at Memphis, 12/07/19**RUSH YARDS:** 32, vs Boston College, 01/02/20 (1 carries)**LONG RUSH:** 32, vs Boston College, 01/02/20**RECEPTIONS:** 7, SMU, 11/20/21**RECEIVING YARDS:** 114, SMU, 11/20/21 (7 receptions)**RECEIVING TDS:** 1, Austin Peay, 09/19/20; Memphis, 10/31/20; East Carolina, 11/13/20**LONG RECEPTION:** 56, at Marshall, 09/28/19**TOTAL OFFENSE ATTEMPTS:** 2, twice**TOTAL OFFENSE YARDS:** 32, vs Boston College, 01/02/20 (32 rush, 0 pass)**ALL-PURPOSE YARDS:** 121, Tulsa, 12/19/20**PUNT RETURNS:** 1, at Houston, 10/12/19**PUNT RETURN YARDS:** 2, at Houston, 10/12/19 (1 returns)**LONG PUNT RETURN:** 2, at Houston, 10/12/19**KICK RETURNS:** 4, at USF, 11/16/19; Tulsa, 12/19/20**KICK RETURN YARDS:** 117, at Indiana, 09/18/21 (2 returns)**LONG KICK RETURN:** 99, at Indiana, 09/18/21**TACKLES:** 1, 12 times

VAN FOSSEN, Ty

**TACKLES:** 11, Tulsa, 11/6/21 (7-4)**SACKS:** 1.0, USF, 10/03/20 (1-0); East Carolina, 11/13/20 (1-0), USF, 11/12/21 (1-0)**TFLS:** 3.0, Houston, 11/07/20 (3-0), USF, 11/12/21**FUMBLES RECOVERED:** 1, Memphis, 10/31/20**PASS BREAKUPS:** 1, UConn, 11/09/19; vs Virginia Tech, 12/31/18, at Indiana, 09/18/21

VANN, Malik

**TACKLES:** 6, Miami (OH), 09/04/21 (4-2), Tulane, 10/30/21**SACKS:** 2.0, Miami (OH), 09/14/19 (2-0)**TFLS:** 2.0, Miami (OH), 09/14/19 (2-0)**PASS BREAKUPS:** 1, at Houston, 10/12/19, Miami (OH), 09/04/21, Tulane 10/30/21**FORCED FUMBLE:** 1, Tulane, 10/30/21

WARD, Taj

**TACKLES:** 4, Miami (OH), 09/14/19 (2-2)

WHYLE, Josh

**POINTS SCORED:** 6, 7 times**TOUCHDOWNS:** 2, Navy, 10/23/21, Tulane, 10/30/21**RECEPTIONS:** 5, Houston, 11/07/20; at UCF, 11/21/20, USF, 11/12/21**RECEIVING YARDS:** 81, at UCF, 11/21/20 (5 receptions)**RECEIVING TDS:** 2, Tulane, 10/30/21, Navy, 10/23/21**LONG RECEPTION:** 32, UConn, 11/09/19**ALL-PURPOSE YARDS:** 81, at UCF, 11/21/20**TACKLES:** 1, Army, 09/26/20 (1-0); Tulsa, 12/19/20 (1-0)

WOOTLY, Justin

**TACKLES:** 1, UCF, 10/16/21

WRIGHT, Ethan

**RUSH ATTEMPTS:** 10, USF, 11/12/21**RUSH YARDS:** 76, Temple, 10/08/21**TOUCHDOWNS:** 1, UCF, 10/16/21, USF, 11/12/21**LONG RUSH:** 58, Temple, 10/08/21**RECEPTIONS:** 2, East Carolina, 11/13/20**RECEIVING YARDS:** 21, East Carolina, 11/13/20 (2 receptions)**LONG RECEPTION:** 13, East Carolina, 11/13/20**ALL-PURPOSE YARDS:** 76, Temple, 10/08/21**TACKLES:** 1, Memphis, 10/31/20 (1-0), UCF 10/16/21 (1-0), Tulane, 10/30/21

YOUNG, Michael

**POINTS SCORED:** 6, five times**TOUCHDOWNS:** 1, six times**RUSH ATTEMPTS:** 1, four times**RUSH YARDS:** 6, Miami (OH), 09/30/17 (1 carry)**LONG RUSH:** 6, Miami (OH), 09/30/17**RECEPTIONS:** 5, Army, 09/26/20, Memphis, 10/31/20**RECEIVING YARDS:** 66, at Wake Forest, 09/22/18 (1 reception)**RECEIVING TDS:** 1, five times**LONG RECEPTION:** 66, at Wake Forest, 09/22/18**ALL-PURPOSE YARDS:** 112, at Northwestern, 11/03/18**KICK RETURNS:** 3, at Northwestern, 11/03/18**KICK RETURN YARDS:** 66, Vanderbilt, 09/15/18 (2 returns)**LONG KICK RETURN:** 48, Vanderbilt, 09/15/18**TACKLES:** 1, Navy, 10/23/21 (1-0)

2021 CINCINNATI FOOTBALL

STARTERS											
OFFENSE	LT	LG	C	RG	RT	TE	WR	WR	WR	QB	RB
MIAMI (OH)	Williams	Cooper	Renfro	McConnell	O'Quinn	Whyte	Taylor (TE)	Young	Pierce	Ridder	Ford
MURRAY STATE	Williams	Cooper	Renfro	McConnell	O'Quinn	Whyte	Taylor (TE)	Young	Pierce	Ridder	Ford
INDIANA	Williams	Cooper	Renfro	Metz	O'Quinn	Taylor	Scott	Young	Pierce	Ridder	Ford
NOTRE DAME	Tunstall	Cooper	Renfro	Metz	O'Quinn	Taylor	Scott	Young	Pierce	Ridder	Ford
TEMPLE	Tunstall	Cooper	Renfro	Metz	O'Quinn	Whyte	Thompson	Young	Pierce	Ridder	Ford
UCF	Tunstall	Cooper	Renfro	Metz	O'Quinn	Whyte	Taylor (TE)	Young	Pierce	Ridder	Ford
NAVY	Tunstall	Cooper	Renfro	Metz	O'Quinn	Taylor	Scott	Young	Pierce	Ridder	Ford
TULANE	Tunstall	Cooper	Renfro	Metz	O'Quinn	Whyte	Taylor (TE)	Davis (TE)	Singletary (TE)	Ridder	Ford
TULSA	Tunstall	Cooper	Renfro	Metz	O'Quinn	Whyte	Taylor (TE)	Young	Pierce	Ridder	Ford
SOUTH FLORIDA	Tunstall	Cooper	McConnell	Metz	O'Quinn	Taylor	Scott	Young	Pierce	Ridder	McClelland
SMU	Tunstall	Cooper	Renfro	McConnell	O'Quinn	Whyte	Taylor (TE)	Scott	Pierce	Ridder	Ford
EAST CAROLINA	Tunstall	Cooper	Renfro	McConnell	O'Quinn	Taylor	Tucker	Scott	Pierce	Ridder	Ford

DEFENSE	DE	DT	DE	WLB	MLB	SLB	CB	S	NB	CB	S
MIAMI (OH)	Vann	Brooks	Sanders	Beavers	Dublanco	Van Fossen	Gardner	Cook	Bush	Bryant	Hicks
MURRAY STATE	Vann	Brooks	Sanders	Beavers	Dublanco	Van Fossen	Gardner	Cook	Bush	Bryant	Hicks
INDIANA	Vann	Brooks	Sanders	Beavers	Dublanco	Van Fossen	Gardner	Cook	Bush	Bryant	Hicks
NOTRE DAME	Vann	Brooks	Sanders	Beavers	Dublanco	Van Fossen	Gardner	Cook	Bush	Bryant	Hicks
TEMPLE	Vann	Brooks	Sanders	Beavers	Dublanco	Pace	Gardner	Cook	Bush	Bryant	Hicks
UCF	Vann	Brooks	Sanders	Beavers	Dublanco	Pace	Gardner	Cook	Bush	Bryant	Hicks
NAVY	Vann	Brooks	Sanders	Beavers	Dublanco	Pace	Gardner	Cook	Brown (DT)	Bryant	Hicks
TULANE	Vann	Brooks	Sanders	Beavers	Dublanco	Van Fossen	Gardner	Cook	Brown (DT)	Bryant	Hicks
TULSA	Briggs	Brooks	Sanders	Beavers	Dublanco	Pace	Gardner	Cook	Bush	Bryant	Hicks
SOUTH FLORIDA	Vann	Brooks	Sanders	Beavers	Dublanco	Van Fossen	Gardner	Cook	Ward	Bryant	Hicks
SMU	Briggs	Brooks	Sanders	Beavers	Dublanco	Van Fossen	Gardner	Cook	Bush	Bryant	Hicks
EAST CAROLINA	Briggs	Brooks	Sanders	Beavers	Dublanco	Van Fossen	Gardner	Cook	Bush	Bryant	Hicks

START CHART											
PLAYER	2021	CAR.	CONS.	PLAYER	2021	CAR.	CONS.	PLAYER	2021	CAR.	CONS.
Darrian Beavers, LB	12	39*	23	Wilson Huber, TE	0	1	0	Jabari Taylor, DT	0	11	0
Jowon Briggs	3	3	2	Jordan Jones, WR	0	7*	0	Leonard Taylor, TE	11	18	11
Curtis Brooks, DT	12	18	14	Charles McClelland, RB	1	1	0	Jadon Thompson, WR	1	3	0
Marcus Brown, DT	2	12	0	Vincent McConnell, OL	5	19	3	Tre Tucker, WR	1	12	1
Coby Bryant, CB	12	46	36	Lorenz Metz, OL	8	21	0	James Tunstall, OL	9	18*	9
Arquon Bush, CB	9	21	3	Dylan O'Quinn, OL	12	19	19	Ty Van Fossen, LB	8	11	4
Bryan Cook, S	12	14	13	Deshawn Pace, LB	4	4	0	Malik Vann, DE	10	11	0
Jeremy Cooper, OL	12	19	12	Alec Pierce, WR	11	28	4	Taj Ward, DB	1	1	0
Noah Davis	1	1	0	Jake Renfro, OL	11	17	2	Josh Whyte, TE	7	9	0
Joel Dublanco, LB	12	21	13	Desmond Ridder, QB	12	47	24	John Williams, OL	3	3	0
Jerome Ford, RB	11	13*	2	Myjai Sanders, DE	12	36	36	Colin Woodside, OL	0	1	0
Ahmad Gardner, CB	12	26	12	Tyler Scott, WR	3	3	3	Ethan Wright, RB	0	1	0
Ja'Von Hicks, S	12	27	12	Payton Singletary, TE	1	1	0	Michael Young Jr., WR	9	20*	0

\* - Beavers started 7 games @ UConn (2018), Ford started 1 game @ Alabama (2019), Jones started 6 games at Arkansas (2017), Young started 1 game at Notre Dame (2019), Tunstall started nine games @ Stony Brook (2019)

## SCORING DRIVES

## LONG PLAYS

## SEPT. 4 MIAMI (OH)

SCORING PLAY	QTR	CLOCK	PLAYS	YDS	TIME
Scott 81-yard pass from Ridder	1	14:15	2	84	0:43
Montgomery 8-yard pass from Ridder	1	8:01	8	97	3:33
Whyte 23-yard pass from Ridder	1	2:45	8	72	3:52
Ford 21-yard rush	2	8:03	5	68	2:46
Ridder 25-yard rush	2	2:53	5	49	3:04
Taylor 8-yard pass from Ridder	4	11:46	10	86	3:05
Prater 14-yard rush	4	0:23	7	83	2:02

## SEPT. 11 MURRAY STATE

SCORING PLAY	QTR	CLOCK	PLAYS	YDS	TIME
Davis 2-yard pass from Ridder	2	9:41	6	40	2:16
Ford 13-yard rush	3	10:05	10	75	4:50
Ford 3-yard rush	3	4:58	8	55	3:08
Scott 23-yard pass from Ridder	4	14:13	1	23	0:06
Ford 3-yard rush	4	10:50	4	63	2:09
Singletary 18-yard pass from Prater	4	1:08	1	18	0:07

## SEPT. 18 INDIANA

SCORING PLAY	QTR	CLOCK	PLAYS	YDS	TIME
Ford 6-yard rush	2	1:33	9	75	3:38
Smith 32-yard field goal	2	0:00	5	32	0:23
Ford 3-yard rush	3	5:47	10	79	4:29
Tucker 99-yard kick return	3	3:41	--	--	--
Pierce 19-yard pass from Ridder	4	12:13	9	75	3:26
Ridder 7-yard rush	4	2:37	3	6	0:53

## OCT. 2 NOTRE DAME

SCORING PLAY	QTR	CLOCK	PLAYS	YDS	TIME
Taylor 1-yard pass from Ridder	2	12:09	3	8	1:12
Smith 23-yard field goal	2	10:32	5	12	1:32
Tucker 27-yard pass from Ridder	2	0:40	5	80	1:08
Ridder 6-yard rush	4	5:08	6	75	3:12

## OCT. 8 TEMPLE

SCORING PLAY	QTR	CLOCK	PLAYS	YDS	TIME
Smith 30-yard field goal	1	7:15	10	48	4:26
Pierce 9-yard pass from Ridder	1	2:52	2	13	0:34
Ford 8-yard rush	2	9:42	11	65	5:10
Ford 75-yard rush	3	14:50	1	75	0:10
Scott 38-yard pass from Ridder	3	11:00	2	54	0:41
McClelland 28-yard rush	3	7:45	3	61	1:04
Young 11-yard pass from Ridder	3	0:54	10	76	4:03
Wright 58-yard rush	4	10:15	5	77	2:14

## OCT. 16 UCF

SCORING PLAY	QTR	CLOCK	PLAYS	YDS	TIME
Ford 1-yard rush	1	9:30	8	38	4:01
Ford 2-yard rush	1	1:30	10	66	4:51
Pierce 19-yard pass from Ridder	2	7:40	4	64	1:23
Ford 79-yard rush	2	5:33	1	79	0:12
Ford 4-yard rush	2	2:53	4	34	1:31
Bryant 74-yard interception return	3	2:55	--	--	--
Wright 2-yard rush	4	10:44	2	8	0:19
Prater 6-yard rush	4	5:43	6	49	2:30

## OCT. 23 NAVY

SCORING PLAY	QTR	CLOCK	PLAYS	YDS	TIME
Whyte 31-yard pass from Ridder	1	2:50	3	44	1:01
Lowery 32-yard field goal	2	4:07	15	61	6:06
Bales 52-yard field goal	2	0:00	1	0	0:01
Whyte 3-yard pass from Ridder	3	1:13	11	45	4:22

## OCT. 30 TULANE

SCORING PLAY	QTR	CLOCK	PLAYS	YDS	TIME
Whyte 16-yard pass from Ridder	1	1:14	16	99	7:25
Ford 3-yard rush	2	6:19	5	80	1:33
Whyte 5-yard pass from Ridder	3	3:12	13	66	5:55
Ford 26-yard pass from Ridder	4	4:13	2	29	0:49

## NOV. 6 TULSA

SCORING PLAY	QTR	CLOCK	PLAYS	YDS	TIME
Ridder 3-yard rush	1	9:48	7	53	3:15
Ford 1-yard rush	1	1:21	13	94	5:55
Pierce 12-yard pass from Ridder	3	13:17	4	72	1:38
Young 31-yard pass from Ridder	3	9:04	3	44	1:04

## NOV. 12 SOUTH FLORIDA

SCORING PLAY	QTR	CLOCK	PLAYS	YDS	TIME
Montgomery 12-yard rush	1	2:57	9	75	4:11
Ridder 13-yard rush	2	5:30	6	34	2:51
Bales 27-yard field goal	2	0:00	10	46	2:11
Whyte 21-yard pass from Ridder	3	11:48	8	81	3:07
Wright 1-yard rush	4	14:00	10	73	4:39
Montgomery 55-yard rush	4	1:22	1	55	0:11

## NOV. 20 SMU

SCORING PLAY	QTR	CLOCK	PLAYS	YDS	TIME
Scott 53-yard pass from Ridder	1	12:54	1	53	0:07
Ford 4-yard rush	1	5:32	6	25	2:58
Ridder 40-yard rush	2	13:37	6	78	3:02
Pierce 17-yard pass from Ridder	2	8:19	8	71	3:40
Ridder 11-yard pass from Jones	3	10:59	8	92	3:56
Pierce 17-yard pass from Ridder	3	3:59	8	42	3:59
Jones 5-yard pass from Prater	4	11:06	12	74	6:22

## NOV. 26 EAST CAROLINA

SCORING PLAY	QTR	CLOCK	PLAYS	YDS	TIME
Taylor 44-yard pass from Ridder	2	13:48	5	76	1:31
Ford 2-yard rush	2	10:32	3	58	1:09
Pierce 28-yard pass from Ridder	2	4:40	7	88	3:19
Gardner 60-yard blocked FG return	4	11:17	--	--	--
Montgomery 2-yard rush	4	1:44	5	39	1:33

YDS.	TYPE	PLAYER(S)	OPP.
*99	KOR	Tucker, Tre	Indiana
*81	Pass	Scott, Tyler from Ridder, Desmond	Miami [OH]
*79	Rush	Ford, Jerome	UCF
*75	Rush	Ford, Jerome	Temple
*60	FG Block	Gardner, Ahmad via Bush, Arquon	East Carolina
*58	Rush	Wright, Ethan	Temple
*55	Rush	Montgomery, Ryan	South Florida
*53	Pass	Scott, Tyler from Ridder, Desmond	SMU
53	Pass	Pierce, Alec from Ridder, Desmond	East Carolina
50	Rush	Ford, Jerome	Miami [OH]
48	Pass	Tucker, Tre from Ridder, Desmond	Murray State
47	Pass	Thompson, Jadon from Ridder, Desmond	Miami [OH]
45	Pass	Pierce, Alec from Ridder, Desmond	Notre Dame
44	Pass	Pierce, Alec from Ridder, Desmond	Notre Dame
*44	Pass	Taylor, Leonard from Ridder, Desmond	East Carolina
43	Rush	Ford, Jerome	Navy
40	Pass	Pierce, Alec from Ridder, Desmond	Tulsa
*40	Rush	Ridder, Desmond	SMU
39	Pass	Tucker, Tre from Ridder, Desmond	SMU
38	Pass	Pierce, Alec from Ridder, Desmond	Tulane
*38	Pass	Scott, Tyler from Ridder, Desmond	Temple
38	Pass	Young, Michael from Ridder, Desmond	Murray State
37	Rush	Ridder, Desmond	Tulane
36	Pass	Taylor, Leonard from Ridder, Desmond	Notre Dame
36	Pass	Pierce, Alec from Ridder, Desmond	Tulsa
34	Pass	Ford, Jerome from Ridder, Desmond	Tulsa
33	Pass	Pierce, Alec from Ridder, Desmond	Temple
33	Rush	Prater, Evan	SMU
*31	Pass	Whyte, Josh from Ridder, Desmond	Navy
*31	Pass	Young, Michael from Ridder, Desmond	Tulsa
30	Pass	Whyte, Josh from Ridder, Desmond	Tulane
29	Rush	Ridder, Desmond	East Carolina
28	Pass	Pierce, Alec from Ridder, Desmond	Indiana
*28	Rush	McClelland, Charles	Temple
*28	Pass	Pierce, Alec from Ridder, Desmond	East Carolina
27	Pass	Scott, Tyler from Ridder, Desmond	Murray State
27	Pass	Taylor, Leonard from Ridder, Desmond	Notre Dame
*27	Pass	Tucker, Tre from Ridder, Desmond	Notre Dame
27	Pass	Whyte, Josh from Ridder, Desmond	Temple
*26	Pass	Ford, Jerome from Ridder, Desmond	Tulane
26	Pass	Pierce, Alec from Ridder, Desmond	Temple
*25	Rush	Ridder, Desmond	Miami [OH]
25	Pass	Scott, Tyler from Ridder, Desmond	SMU
25	Rush	Montgomery, Ryan	East Carolina
24	Pass	Tucker, Tre from Ridder, Desmond	East Carolina
24	Rush	Ridder, Desmond	East Carolina
*23	Pass	Whyte, Josh from Ridder, Desmond	Miami [OH]
*23	Pass	Scott, Tyler from Ridder, Desmond	Murray State
23	Pass	Ford, Jerome from Ridder, Desmond	UCF
23	Pass	Tucker, Tre from Ridder, Desmond	SMU
22	Rush	McClelland, Charles	Miami [OH]
22	Pass	Pierce, Alec from Ridder, Desmond	Notre Dame
22	Rush	Montgomery, Ryan	Tulsa
22	Pass	Ford, Jerome from Ridder, Desmond	SMU
*21	Rush	Ford, Jerome	Miami [OH]
21	Pass	Pierce, Alec from Ridder, Desmond	Indiana
21	Pass	Tucker, Tre from Ridder, Desmond	Temple
*21	Pass	Whyte, Josh from Ridder, Desmond	South Florida
21	Pass	Thompson, Jadon from Ridder, Desmond	East Carolina
20	Rush	Ford, Jerome	Murray State
20	Pass	Scott, Tyler from Ridder, Desmond	UCF
20	Rush	Ford, Jerome	UCF
20	Pass	Pierce, Alec from Ridder, Desmond	East Carolina

\*touchdown scored on play

# 2021 CINCINNATI FOOTBALL

## SITUATIONAL RECORD

	2021	2020	2019	2018	2017	2016	2015	2014	2013	2012	2011	2010	2009	2008	2007	SINCE '07
Overall	12-0	9-1	11-3	11-2	4-8	4-8	7-6	9-4	9-4	10-3	10-3	4-8	12-1	11-3	10-3	133-57
Conference Games	8-0	6-0	7-1	6-2	2-6	3-4	4-4	7-1	6-2	5-2	5-2	4-3	7-0	6-1	4-3	76-36
When playing at home	6-0	7-0	6-0	6-0	2-4	3-4	5-1	5-1	5-1	6-1	5-1	3-4	6-0	6-0	4-2	75-19
When playing on road	6-0	2-0	4-3	4-2	2-4	1-4	2-4	4-2	4-2	2-2	4-2	1-4	6-0	5-2	5-1	52-32
At Neutral Sites	0-0	0-1	1-0	1-0	0-0	0-0	0-1	0-1	0-1	2-0	1-0	0-0	0-1	0-1	1-0	6-6
When playing on natural grass	2-0	1-0	2-0	2-2	0-2	1-3	1-2	2-1	1-2	4-0	2-1	0-3	2-0	0-3	3-1	23-20
When playing on artificial turf	10-0	8-1	9-3	9-0	4-6	3-5	6-4	7-3	8-2	6-3	8-2	4-5	10-1	11-0	7-2	108-37
When playing during the day	10-0	6-1	6-3	7-1	2-4	2-4	4-2	3-2	6-2	4-1	7-3	1-4	8-0	3-2	4-1	72-30
When playing at night	2-0	3-0	5-0	4-1	2-4	2-4	3-4	6-2	3-2	6-2	3-0	3-4	4-1	8-1	6-2	61-27
When scoring first	7-0	7-1	8-1	6-1	3-1	2-3	3-2	7-3	7-0	8-1	6-2	3-3	9-0	10-2	6-2	90-22
When opponent scores first	5-0	2-0	3-2	5-1	1-7	2-5	4-4	2-1	2-4	2-2	4-1	1-5	3-1	1-1	4-1	41-35
When leading after first quarter	6-0	6-0	7-0	4-0	0-0	2-1	6-1	6-0	3-0	8-1	5-0	3-2	8-0	9-1	8-2	79-8
When trailing after first quarter	2-0	2-0	3-3	4-2	3-8	2-5	1-5	1-3	3-4	2-2	3-1	0-5	2-1	1-1	1-0	30-40
When tied after first quarter	4-0	1-1	1-0	3-0	1-0	0-2	0-0	2-1	3-0	0-0	2-2	1-1	2-0	1-1	1-1	22-9
When leading at halftime	10-0	9-1	8-1	7-0	2-0	2-2	6-2	9-0	8-0	8-1	7-0	3-0	10-0	9-1	9-1	105-9
When trailing at halftime	1-0	0-0	3-2	2-1	2-8	1-6	1-3	0-4	0-4	2-2	2-3	1-7	1-1	2-2	1-1	19-44
When tied at halftime	1-0	0-0	0-0	2-1	0-0	1-0	0-1	0-0	1-0	0-0	1-0	0-1	1-0	0-0	0-1	7-4
When leading after three quarters	11-0	8-1	9-1	8-1	2-0	3-1	6-2	9-0	8-1	10-1	6-0	4-0	11-0	10-0	10-0	113-8
When trailing after three quarters	1-0	1-0	2-2	2-1	2-8	1-7	0-4	0-4	0-3	0-2	2-2	0-8	1-1	1-3	0-2	13-47
When tied after three quarters	0-0	0-0	0-0	1-0	0-0	0-0	1-0	0-0	1-0	0-0	2-1	0-0	0-0	0-0	0-1	5-2
In overtime	0-0	0-0	0-0	1-1	0-1	0-1	0-0	0-0	0-1	0-1	0-0	0-0	0-0	1-0	0-0	2-5
When UC has more rushing yards	8-0	7-1	10-1	10-2	2-3	2-0	7-0	5-0	9-0	9-2	9-2	3-1	8-0	8-0	8-1	102-13
When opponent has more rushing yards	4-0	2-0	1-2	1-0	2-5	2-8	0-6	4-4	0-4	1-1	1-1	1-6	4-1	3-3	2-2	28-43
When UC rushes for 150 or more yards	5-0	7-0	8-2	10-2	1-2	3-0	7-0	6-0	6-1	8-2	6-2	4-2	4-0	2-0	4-0	79-13
When UC rushes for 200 or more yards	5-0	5-0	6-1	7-2	1-1	1-0	5-0	4-0	3-0	7-1	3-0	3-0	3-0	2-0	3-0	58-5
When UC holds opponent to < than 100 rushing yards	4-0	4-1	4-0	6-1	1-0	1-0	2-0	4-0	7-0	3-0	5-1	3-3	3-0	6-0	8-1	60-7
When UC holds opponent to < than 150 rushing yards	6-0	5-1	9-0	9-2	2-3	2-0	4-0	5-0	8-1	6-1	8-2	3-4	4-0	7-0	8-1	105-15
When UC has more passing yards	10-0	5-0	6-0	7-0	3-1	3-5	5-5	6-3	8-3	4-2	1-0	1-4	11-0	8-2	5-2	80-27
When opponent has more passing yards	2-0	4-1	6-3	4-2	1-7	1-3	2-1	2-1	1-1	5-1	9-3	3-5	1-1	3-1	5-1	48-31
When UC passes for 200 or more yards	10-0	6-1	4-2	6-0	2-4	4-5	7-5	7-4	8-3	8-2	6-2	3-4	5-0	4-2	10-2	88-35
When UC passes for 300 or more yards	2-0	2-0	0-0	4-0	0-1	1-2	4-3	4-3	5-2	2-0	1-0	1-3	7-0	3-0	3-2	39-16
When UC holds opponent to < than 200 passing yards	8-0	4-0	5-0	7-0	1-2	1-4	3-3	3-1	5-2	3-2	2-1	1-4	6-0	5-2	3-2	56-23
When UC holds opponent to < than 150 passing yards	8-0	2-0	4-0	4-0	1-1	1-2	3-2	1-1	3-1	1-1	1-0	0-1	2-0	2-0	1-1	34-10
When UC holds opponent to < than 100 passing yards	2-0	2-0	2-0	1-0	1-1	0-0	0-1	1-0	2-0	0-0	1-0	0-0	0-0	1-0	1-0	14-2
When UC has more total yards	9-0	9-0	5-1	8-0	2-1	4-1	7-3	7-1	9-2	7-1	7-0	4-4	10-0	10-0	7-1	116-15
When opponent has more total yards	3-0	0-1	6-2	1-2	2-7	0-7	0-3	2-3	0-2	3-2	3-2	0-4	2-1	1-3	3-2	26-41
When UC has 300 or more yards	11-0	9-1	9-2	8-2	3-6	4-5	7-5	8-4	9-4	10-3	10-2	4-4	12-0	11-1	9-3	124-42
When UC has 400 or more yards	6-0	5-0	6-2	9-0	1-3	3-1	7-4	7-3	8-2	7-1	3-1	3-2	10-0	4-0	8-2	87-21
When UC has 500 or more yards	4-0	6-0	2-0	3-0	0-0	2-1	5-3	5-0	4-0	1-0	3-0	2-1	3-0	1-0	3-0	41-5
When UC has 600 or more yards	0-0	1-0	0-0	3-0	0-0	0-0	3-1	0-0	2-0	0-0	0-0	2-0	1-0	0-0	1-0	13-1
When UC has 700 or more yards	0-0	0-0	0-0	1-0	0-0	0-0	1-1	0-0	0-0	0-0	0-0	0-0	1-0	0-0	0-0	3-1
When UC has more first downs	8-0	6-0	6-0	9-2	2-0	2-1	7-2	6-2	9-1	5-1	7-0	4-3	7-0	6-1	7-1	89-14
When opponent has more first downs	3-0	3-1	5-3	2-1	2-7	2-7	0-2	1-2	0-3	5-2	3-3	0-5	5-1	3-2	3-2	37-40
When first downs are equal	1-0	0-0	0-0	0-0	0-1	0-0	0-2	2-0	0-0	0-0	0-0	0-0	0-0	2-0	0-0	5-3
When UC forces more turnovers	8-0	3-1	5-0	5-0	1-1	2-2	1-1	7-1	4-0	8-0	6-1	1-0	8-0	2-0	8-0	68-7
In games decided by < than three points	0-0	2-1	4-0	0-0	2-1	0-1	1-1	0-0	1-0	1-1	2-1	0-1	3-0	3-0	1-0	20-7
In games decided by < than seven points	0-0	2-1	4-1	3-1	3-0	1-1	2-2	2-0	2-2	1-3	3-1	0-1	0-0	5-0	2-3	30-16
In black jerseys	5-0	5-0	5-0	6-0	2-4	1-4	4-0	3-2	2-2	6-3	5-0	3-2	3-0	6-1	5-2	62-20
In white jerseys	5-0	3-0	4-3	5-2	2-4	2-3	2-5	5-2	4-2	4-0	5-2	1-4	7-1	4-2	5-1	55-30
In red jerseys	2-0	1-1	2-0	0-0	0-0	1-1	1-1	1-0	3-0	1-0	0-1	0-2	2-0	1-0	0-0	15-6



2021 CINCINNATI FOOTBALL

THE LAST TIME

SCORING	
Scored 30 or more points	35 at East Carolina [11/26/21]
Scored 40 or more points	48 vs. SMU [11/20/21]
Scored 50 or more points	56 vs. UCF [10/14/21]
Scored 60 or more points	63 vs. Alabama A&M [09/15/18]
Scored 70 or more points	72 vs. Austin Peay [09/03/11]

TOTAL OFFENSE

Had more than 400 total yards	444 at East Carolina [11/26/21]
Had more than 450 total yards	544 vs. SMU [11/20/21]
Had more than 500 total yards	544 vs. SMU [11/20/21]
Had more than 550 total yards	653 vs. ECU [11/13/20]
Had more than 600 total yards	653 vs. ECU [11/13/20]
Had more than 650 total yards	653 vs. ECU [11/13/20]
Had more than 700 total yards	741 vs. Alabama A&M [09/15/18]

RUSHING OFFENSE

Rushed for 150 or more yards	249 vs. SMU [11/20/21]
Rushed for 200 or more yards	249 vs. SMU [11/20/21]
Rushed for 250 or more yards	349 vs. UCF [10/14/21]
Rushed for 300 or more yards	349 vs. UCF [10/14/21]
Rushed for 350 or more yards	409 vs. Alabama A&M [09/15/18]
Rushed for 400 or more yards	409 vs. Alabama A&M [09/15/18]

PASSING OFFENSE

Passed for 250 or more yards	301 at East Carolina [11/26/21]
Passed for 300 or more yards	301 at East Carolina [11/26/21]
Passed for 350 or more yards	354 vs. ECU [11/13/20]
Passed for 400 or more yards	400 @ Tulsa [11/25/16]
Passed for 450 or more yards	523 @ Houston [11/07/15]
Passed for 500 or more yards	523 @ Houston [11/07/15]
Passed for 600 or more yards	620 @ Memphis [09/24/15]

SCORING DEFENSE

Allowed 0 points	0 vs. Navy [11/03/18]
Allowed 3 or fewer points	3 vs. Temple [10/08/21]
Allowed 7 or fewer points	3 vs. Temple [10/08/21]
Allowed 10 or fewer points	3 vs. Temple [10/08/21]
Allowed 14 or fewer points	13 at East Carolina [11/26/21]

TOTAL DEFENSE

Allowed fewer than 75 total yards	53 vs. Kansas [09/20/97]
Allowed fewer than 100 total yards	87 @ Miami OH [09/21/13]
Allowed fewer than 125 total yards	87 @ Miami OH [09/21/13]
Allowed fewer than 150 total yards	129 @ UConn [11/22/14]
Allowed fewer than 175 total yards	164 vs. Boston College [01/02/20]
Allowed fewer than 200 total yards	199 vs. SMU [11/20/21]
Allowed fewer than 225 total yards	199 vs. SMU [11/20/21]
Allowed fewer than 250 total yards	199 vs. SMU [11/20/21]

RUSHING DEFENSE

Allowed 0 or fewer yards	-3 @ Miami OH [10/01/11]
Allowed 25 or fewer yards	5 vs. Memphis [10/31/20]
Allowed 50 or fewer yards	5 vs. Memphis [10/31/20]
Allowed 75 or fewer yards	54 at East Carolina [11/26/21]
Allowed 100 or fewer yards	54 at East Carolina [11/26/21]

PASSING DEFENSE

Allowed 0 passing yards	-1 vs. Xavier [10/09/71]
Allowed 50 or fewer yards	47 vs. Navy [11/03/18]
Allowed 100 or fewer yards	66 vs. SMU [11/20/21]
Allowed 150 or fewer yards	66 vs. SMU [11/20/21]
Allowed 175 or fewer yards	66 vs. SMU [11/20/21]
Allowed 200 or fewer yards	66 vs. SMU [11/20/21]

SPECIAL SITUATIONS

Scored on the first play from scrimmage	Scott 53-yard pass from Ridder vs. SMU [11/20/21]
Had a game-winning field goal	Cole Smith, 34 yards vs. Tulsa [12/19/20]
Kicked a 50-yard field goal	Alex Bales, 52 yards at Navy [10/23/21]
UC shutout its opponent	vs. Navy [11/03/18, W, 42-0]
UC was shutout	@ No. 5 Ohio State [09/07/19, L 42-0]
Converted a 2-point play	Leonard Taylor from Desmond Ridder at Indiana [09/18/21]
A player score a pass, rush and rec. TD in same game	Desmond Ridder vs SMU [11/20/21]

INDIVIDUAL RUSHING

Had a player rush for 100 or more yards	189 by Jerome Ford vs. UCF [10/14/21]
Had a player rush for 150 or more yards	189 by Jerome Ford vs. UCF [10/14/21]
Had a player rush for 200 or more yards	212 by Mike Boone vs. USF [10/24/14]
Had a player rush for 225 or more yards	238 by Richard Hall vs. Miami OH [09/11/04]
Had two players rush for 100 or more yards	184 [Doaks] & 103 [Ridder] vs. Houston [11/07/20]
Had a player rush for 2 or more TDs	2 by Ryan Montgomery at South Florida [11/12/21]
Had a player rush for 3 or more TDs	4 by Jerome Ford vs. UCF [10/14/21]
Had a player rush for 4 or more TDs	4 by Jerome Ford vs. UCF [10/14/21]
Had a player rush for 5 or more TDs	6 by Ike Stewart vs. Transylvania [10/05/1912]

INDIVIDUAL PASSING

Had a player pass for 200 or more yards	274 by Desmond Ridder vs. SMU [11/20/21]
Had a player pass for 250 or more yards	274 by Desmond Ridder vs. SMU [11/20/21]
Had a player pass for 300 or more yards	301 by Desmond Ridder at East Carolina [11/26/21]
Had a player pass for 350 or more yards	352 by Desmond Ridder @ SMU [10/27/18]
Had a player pass for 400 or more yards	523 by Gunner Kiel @ Houston [11/07/15]
Had a player pass for 450 or more yards	523 by Gunner Kiel @ Houston [11/07/15]
Had a player pass for 500 or more yards	523 by Gunner Kiel @ Houston [11/07/15]
Had a player pass for 2 or more TDs	2 by Desmond Ridder at East Carolina [11/26/21]
Had a player pass for 3 or more TDs	3 by Desmond Ridder vs. SMU [11/20/21]
Had a player pass for 4 or more TDs	4 by Desmond Ridder vs. Miami OH [09/04/21]
Had a player pass for 5 or more TDs	5 by Gunner Kiel vs. UCF [10/31/15]
Had a player pass for 6 or more TDs	6 by Gunner Kiel vs. Toledo [09/12/14]
Had a player complete 20 passes	31 by Desmond Ridder at South Florida [11/12/21]
Had a player complete 30 passes	31 by Desmond Ridder at South Florida [11/12/21]
Had a player complete 35 passes	35 by Deontey Kenner @ Southern Miss [10/23/99]
Had a player complete 10 straight passes	17 by Desmond Ridder vs. Ohio [09/22/18]/@ UConn [09/29/18]
Had a player throw 30 passes	39 by Desmond Ridder at South Florida [11/12/21]
Had a player throw 35 passes	39 by Desmond Ridder at South Florida [11/12/21]
Had a player throw 40 passes	50 by Desmond Ridder @ SMU [10/27/18]
Had a player throw 45 passes	50 by Desmond Ridder @ SMU [10/27/18]
Had a player throw 50 passes	50 by Desmond Ridder @ SMU [10/27/18]

INDIVIDUAL RECEIVING

Had a player with 10 or more receptions in a game	12 by Kahlil Lewis @ SMU [10/27/18]
Had a player with 11 or more receptions in a game	12 by Kahlil Lewis @ SMU [10/27/18]
Had a player with 12 or more receptions in a game	12 by Kahlil Lewis @ SMU [10/27/18]
Had a player with 13 or more receptions in a game	15 by Shaq Washington @ ECU [11/28/15]
Had a player with 14 or more receptions in a game	15 by Shaq Washington @ ECU [11/28/15]
Had a player with 15 or more receptions in a game	15 by Shaq Washington @ ECU [11/28/15]
Had a player receive 100 or more yards	136 by Alec Pierce at East Carolina [11/26/21]
Had a player receive 150 or more yards	203 by Kahlil Lewis vs. ECU [11/23/18]
Had a player receive 200 or more yards	203 by Kahlil Lewis vs. ECU [11/23/18]
Had a player receive 250 or more yards	254 by Tom Rossley vs. Louisville [11/09/68]
Had a player receive for 2 or more TDs	2 by Alec Pierce vs. SMU [11/20/21]
Had a player receive for 3 or more TDs	3 by Kahlil Lewis vs. ECU [11/23/18]

GAMES AGAINST RANKED TEAMS

Beat a top 25 team	@ No. 9 Notre Dame, 24-13 [10/02/21]
Beat a top 10 team	@ No. 9 Notre Dame, 24-13 [10/02/21]
Beat a ranked opponent @ home	No. 23 Tulsa, 27-24 [12/19/20]
Beat a ranked opponent on the road	@ No. 9 Notre Dame, 24-13 [10/02/21]
Beat a ranked opponent @ a neutral site	vs. No. 25 vs. Virginia Tech [FedEx Field/09/29/12]
Beat back-to-back ranked opponents	10/30/08-11/08/08 #24 USF & @ #20 West Virginia
Lost to a ranked opponent @ home	No. 25 UCF, 51-23 [10/07/17]

RETURNS/SPECIAL TEAMS/DEFENSE

Returned a KO for a TD	Tre Tucker, 99 yards at Indiana [09/18/21]
Returned a Punt for a TD	Mardy Gilyard, 53 yards [9/12/09 vs. SEMO]
Had Two Interceptions	2 by Coby Bryant vs. USF [10/03/20]
Had Three Interceptions	3 by Mike Tyson @ Purdue [09/10/16]
Recorded a Safety	@ UCLA [09/01/18]
Returned an INT for a TD	Coby Bryant, 74 yards vs. UCF [10/14/21]
Returned 2 INTs for TDs	D. Battle-30 yards & C. Cheatham-53 yards vs. Akron [9/17/11]
Recovered a fumble in endzone for a TD	Josiah Deguara @ Marshall [09/28/19]
Returned a fumble for a TD	Kimoni Fitz 0 yards @ UCF [11/17/18]
Executed a successful onside kick	Kick by Miliano/Recovered by Morrison @ Rutgers [11/16/13]
Blocked a FG	Arquon Bush on 35-yard attempt at East Carolina [11/26/21]
Blocked a PAT	Lorenz Metz vs. Temple [11/23/19 - fourth quarter]
Returned a blocked PAT for 2 points	Coby Bryant, 98 yards vs. Temple [11/23/19]
Blocked a punt	Ryan Royer at East Carolina [11/26/21]

## SINGLE-GAME TEAM OFFENSE

Most Points	124 vs. Transylvania (1912)
Most Touchdowns	14 vs. Transylvania (1912)
Most Rushing Attempts	83 vs. Louisiana-Monroe (1977)
Most Rushing Yards	464 vs. Case-Western Reserve (1953) 464 vs. Virginia Military Institute (1953)
Most Rushing Touchdowns	14 vs. Transylvania (1912)
Most Passing Attempts	64 at Memphis (2015)
Most Passes Completed	38 at Memphis (2015)
Most Passing Yards	620 at Memphis (2015)
Most Interceptions Thrown	6 vs. Xavier (1972)
Most Touchdown Passes	6 vs. Toledo (2014); vs. Illinois (2009)
Most Offensive Plays	100 at Memphis (2015)
Most Yards Total Offense	752 at Memphis (2015)
Most First Downs	38 at Memphis (2015); 38 vs. Austin Peay (2018)
Most Fumbles	15 vs. Louisville (1970)
Most Fumbles Lost	7 vs. Virginia Military Institute (1951)
Most Turnovers	9 vs. Xavier (1955) 9 vs. Hardin-Simmons (1955) 9 vs. Virginia Military Institute (1951)
Most Penalties	18 vs. Kansas State (1951)
Most Penalty Yards	176 vs. Louisville (1968)
Most Punts	13 vs. Pittsburgh (1981) 13 vs. Mississippi State (1948)
Most Punting Yards	510 vs. Louisville (1996)
Most Punt Return Yards	177 vs. Ohio (1949)
Most Kickoff Return Yards	295 vs. Memphis (1971)
Fewest Rushing Attempts	15 vs. Illinois (2009)
Fewest Rushing Yards	-23 vs. Rutgers (2005)
Fewest Passes Completed	0 vs. Dayton (1970)
Fewest Passing Yards	0 vs. Dayton (1970)
Fewest Yards Total Offense	46 vs. North Texas State (1959)
Fewest First Downs	3 vs. West Virginia (1989)
Fewest Penalties	1 five times, last vs. Rutgers (1994)
Fewest Yards Penalized	4 vs. Memphis (1966)
Fewest Punts	0 three times, last vs. Miami (OH) (2008)

## SINGLE-GAME TEAM DEFENSE

Fewest Rushing Attempts Allowed	17 vs. Dayton (1961)
Fewest Rushing Yards Allowed	-46 vs. Kansas (1997)
Fewest Passing Attempts	1 vs. Boston College (1964)
Fewest Pass Completions Allowed	0 six times, last vs. Louisville (1974)
Fewest Passing Yards Allowed	-1 vs. Xavier (1971)
Fewest Yards Total Offense Allowed	18 vs. Louisiana-Lafayette (1973)
Most Points Allowed	81 vs. Penn State (1991)
Most Rushing Attempts Allowed	86 vs. West Virginia (1969)
Most Rushing Yards Allowed	539 vs. Northern Illinois (1989)
Most Passing Attempts Allowed	67 vs. Louisville (1997)
Most Pass Completions Allowed	37 vs. East Carolina (1997)
Most Passing Yards Allowed	482 vs. Florida (2010)
Most Yards Total Defense Allowed	742 vs. Louisville (1998)
Most Passes Intercepted	7 vs. Kansas State (1951)
Most Interception Return Yards	162 vs. Dayton (1956)
Most Turnovers Forced	8 vs. Rice (1974)

## SINGLE-GAME INDIVIDUAL OFFENSE

Rushing Attempts	45 by Steve Cowan vs. Ohio (1970)
Rushing Yards	306 by Bob Hynes vs. Case Western Reserve (1923)
Yards Per Rush	29.5 by Mike Boone at Miami (OH) [4 carries, 118 yards] (2015)
Rushing Touchdowns	6 by Ike Stewart vs. Transylvania (1912) 6 by Bob Heuck vs. Transylvania (1912)
Passing Attempts	59 by Deontey Kenner vs. Southern Miss (1999)
Passing Completions	35 by Deontey Kenner vs. Southern Miss (1999) 35 by Greg Cook vs. Ohio (1968)
Passing Yards	557 by Hayden Moore at Memphis (2015)
Passing Touchdowns	6 by Gunner Kiel (2014); by Tony Pike vs. Illinois (2009)
Interceptions Thrown	6 by Mike Shoemaker vs. Xavier (1972)
Receptions	15 by Shaq Washington at East Carolina (2015)
Receiving Yards	254 by Tom Rossley vs. Louisville (1968)
Yards Per Reception	73.7 by Chris Moore at Ohio State (3 rec, 221 yards) (2014)
Receiving Touchdowns	3 by eight players, last by Chris Moore at Ohio State (2014)
All-Purpose Yards (Rsh., Rec. and Ret.)	381 by Mardy Gilyard at Pittsburgh (2009)
Total Yards	564 by Hayden Moore at Memphis (2015)
Total Points	51 by Ike Stewart vs. Transylvania (1912)
Touchdowns	8 by Ike Stewart vs. Transylvania (1912)
Extra Points Made	12 by Alonzo Weiss vs. Transylvania (1912)
Field Goals Made	4 by 10 players, last by Andrew Gantz at Memphis (2015)
Punts	13 by Phil Peckich at Pittsburgh (1981)
Punting Yards	510 by Steve Smith at Louisville (1996)
Punting Average	59.7 by Kevin Huber vs. Marshall (3 punts) (2007)
Kickoff Returns	8 by Mardy Gilyard at Pittsburgh (2009) 8 by LaDaris Vann vs. East Carolina (1999)
Kickoff Return Yards	256 by Mardy Gilyard at Pittsburgh (2009)
Kickoff Returns For Touchdowns	1 by 21 players, last by Tucker at Indiana (2021)
Punt Returns	7 by Mike Daniels vs. Western Carolina (2005) 7 by Tinker Keck vs. Kansas (1997) 7 by Charley Bland vs. Villanova (1973)
Punt Return Yards	161 by Gene Gibson vs. Ohio (1949)
Punt Return Touchdowns	2 by Tinker Keck vs. Louisville (1997) 2 by Gene Gibson vs. Ohio (1949)

## SINGLE-GAME INDIVIDUAL DEFENSE

Total Tackles	19 by Greg Blair at Louisville (10/26/12) * Frank Callicott vs. UAB (11/30/02) * Jeff Luc vs. Miami (Ohio) (9/20/14) *
Tackles For A Loss	5.5 by Brandon Mills vs. Rutgers (11/20/10) *
Sacks	4.0 by Alex Daniels at Miami (Ohio) (10/3/09) * Antwan Peek vs. Louisiana-Monroe (12/1/01) *
Forced Fumbles	3 by Antwan Peek vs. Louisiana Monroe (12/1/01) *
Fumble Recoveries	2 by Willis Edwards vs. Memphis (10/26/02) * Ivan Fields at Memphis (11/11/00) * Jeff Luc vs. USF (10/14/14) * Wes Richardson at NC State (9/16/10) *
Pass Break Ups	4 by Zach Norton vs. Louisville (10/27/01) *
Interceptions	4 by Bob Hynes vs. Ohio Northern (1923)
Interception Return Yards	123 by Shawn Ferguson vs. Memphis (1998)
Interception Returns for Touchdowns	2 by Shawn Ferguson vs. Memphis (1998)
Blocked Kicks	2 by Connor Barwin at Marshall (10/3/08) * Antwan Peek vs. Miami (10/28/00) *

\* - Since 2000

Miami OH  
SEPTEMBER 4, 2021  
CINCINNATI, OHIO



Murray State  
SEPTEMBER 11, 2021  
CINCINNATI, OHIO



@ Indiana  
SEPTEMBER 18, 2021  
BLOOMINGTON, IND.



	1	2	3	4	F
Miami(OH)	0	0	0	14	14
Cincinnati	21	14	0	14	49

## SCORING PLAYS

1st	14:15	CIN	Scott 81-yd pass from Ridder [C. Smith kick]
			2-84, 00:43, MIA 0 - CIN 7
	08:01	CIN	R. Montgomery 8-yd pass from Ridder [C. Smith kick]
			8-97, 03:33, MIA 0 - CIN 14
	02:45	CIN	J. Whyte 23-yd pass from Ridder [C. Smith kick]
			8-72, 03:52, MIA 0 - CIN 21
2nd	08:03	CIN	J. Ford 21-yd rush [C. Smith kick]
			5-68 2:46, MIA 0 - CIN 28
	02:53	CIN	Ridder 25-yd rush [C. Smith kick]
			5-49 3:04, MIA 0 - CIN 35
4th	11:46	CIN	Taylor 8-yd pass from Ridder [C. Smith kick]
			10-88 3:05, MIA 0 - CIN 42
	03:20	MIA	Tracy 19-yd rush [Nicholson kick]
			13-75, 08:26, MIA 7 - CIN 42
	02:30	MIA	Saunders Jr. 32-yd interception return [Nicholson kick]
			00:44, MIA 14 - CIN 42
	00:23	CIN	Prater 14-yd rush [C. Smith kick]
			7-83, 02:02, MIA 14 - CIN 49

	CIN	MIA
FIRST DOWNS.....	27	17
RUSHES-YARDS (NET).....	45-169	31-247
PASSING YDS (NET) .....	295	109
Passes Att-Comp-Int.....	26-20-2	28-9-0
TOTAL OFFENSE PLAYS-YARDS.....	57-542	73-278
Fumble Returns-Yards.....	0-0	0-0
Punt Returns-Yards .....	2-14	1-[-1]
Kickoff Returns-Yards.....	1-32	6-104
Interception Returns-Yards.....	0-0	0-0
Punts [Number-Avg] .....	3-61	3-48
Fumbles-Lost.....	1-1	1-0
Penalties-Yards .....	6-45	13-100
Possession Time.....	25:40	34:18
Third-Down Conversions .....	3 of 15	3 of 6
Fourth-Down Conversions .....	1 of 5	1 of 1
Red-Zone Scores-Chances.....	1-3	3-3
Sacks By: Number-Yards .....	2-11	2-16

**RUSHING:** MIAMI(OH)-MOZEE, Keyon 15-80; TRACY, Kenny 8-37; AFARI, David 7-24; MEYER, AJ 6-12; DAVIS, Kevin 4-10; JOHNSON, Davion 4-10.

Cincinnati-FORD, Jerome 12-121; PRATER, Evan 4-38; MCCLELLAND, Charles 4-36; RIDDER, Desmond 6-31; MONTGOMERY, Ryan 3-17; WRIGHT, Ethan 2-4;

**PASSING:** MIAMI(OH) AJ, Mayer 9-28-0-109. Cincinnati-RIDDER, Desmond 20-25-1-295; PRATER, Evan 0-1-1-0.

**RECEIVING:** Miami(OH)-HIPPENHAMMER, Mac 3-64; JOHNSON, Davion 3-5; SORENSON, Jack 2-32. Cincinnati- THOMPSON, Jadon 4-79; WHYLE, Josh 2-32; PIERCE, Alec 2-29; JEROME, Ford 2-19; JORDAN, Jones 2-13; LEONARD, Taylor 2-12; TUCKER, Tre 2-4; SCOTT, Tyler 1-81; WRIGHT, Ethan 1-10; MONTGOMERY, Ryan 1-8; YOUNG, Michael 1-8.

	1	2	3	4	F
Murray State	0	7	0	0	7
Cincinnati	0	7	14	21	42

## SCORING PLAYS

2nd	13:41	MUR	Rice 1-yd rush [Baum kick]
			12-65 7:31, MUR 7 - CIN 0
	09:41	CIN	Davis 2-yd pass from Ridder [C.Smith kick]
			6-40 2:16, MUR 7 - CIN 7
3rd	10:05	CIN	Ford 13-yd rush [C.Smith kick]
			10-75 4:50, MUR 7 - CIN 14
	05:08	CIN	Ford 8-yd rush [C.Smith kick]
			8-55, 03:08, MUR 7 - CIN 21
4th	14:13	CIN	Scott 23-yd pass from Ridder [C.Smith kick]
			1-23 00:06, MUR 7 - CIN 28
	10:50	CIN	Ford 3-yd rush [C.Smith kick]
			4-63 2:09, MUR 7 - CIN 35
	01:08	CIN	Singletary 18-yd pass from Prater [C.Smith]
			1-18, 00:07, MUR 7 - CIN 42

	MUR	CIN
FIRST DOWNS.....	15	17
RUSHES-YARDS (NET).....	37-93	32-130
PASSING YDS (NET) .....	149	261
Passes Att-Comp-Int.....	29-17-3	25-15-0
TOTAL OFFENSE PLAYS-YARDS.....	66-242	57-391
Fumble Returns-Yards.....	0-0	0-0
Punt Returns-Yards .....	1-4	2-4
Kickoff Returns-Yards.....	2-31	2-47
Interception Returns-Yards.....	0-0	3-13
Punts [Number-Avg] .....	5-37.4	4-45.2
Fumbles-Lost.....	3-2	1-1
Penalties-Yards .....	11-60	5-40
Possession Time.....	34:48	25:12
Third-Down Conversions .....	7 of 15	4 of 10
Fourth-Down Conversions .....	1 of 1	1 of 1
Red-Zone Scores-Chances.....	1-2	5-6
Sacks By: Number-Yards .....	2-9	1-3

**RUSHING:** MURRAY STATE-WITHERSPOON, Damonta 18-52; RICE, Preston 7-21; CASTILLE, Rodney 8-14; GABRIEL, BROOKS, LaMarte 2-4; JONES, Cortez 2-2; DJ, Williams 1-1: TEAM, 1 - minus 1.

Cincinnati- FORD, Jerome 18-113; PRATER, Evan 3-14; MONTGOMERY, Ryan 4-7; WRIGHT, Ethan 2-3; MCCLELLAND, Charles 1-minus 3; RIDDER, Desmond 4- minus 4.

**PASSING:** MURRAY STATE-RICE, Preston 17-29-3-149. Cincinnati-RIDDER, Desmond 14-22-0-243; PRATER, Evan 1-3-0-18.

**RECEIVING:** MURRAY STATE-BRITTEN, Deshun 5-58; BROOKS, LaMarte 4-38; BELL, Jacob 4-19; CASTILLE, Rodney 2-13; HONEYCUTT, Malik 1-16; WITHERSPOON, Damonta 1-5. Cincinnati-SCOTT, Tyler 4-74; YOUNG, Michael 3-67; PIERCE, Alec 2-35; TUCKER, Tre 1-58; SINGLETARY, Payten 1-18; THOMPSON, Jadon 1-12; TAYLOR, Leonard 1-4; DAVIS, Noah 1-2; MONTGOMERY, Ryan 1-1.

	1	2	3	4	F
Cincinnati	0	10	13	15	38
Houston	7	7	10	0	24

## SCORING PLAYS

1st	06:15	IND	Hendershot 16-yd pass from Penix Jr. [Campbell kick]
			6-50 02:22, CIN 0 - IND 7
2nd	05:06	IND	Carr 5-yd pass from Penix Jr. [Campbell kick]
			2-6 00:42, CIN 0 - IND 14
	01:33	CIN	Ford 6-yd rush [C.Smith kick]
			9-75 03:33, CIN 7 - IND 14
	00:00	CIN	C.Smith 32-yd FG [C.Smith kick]
			5-32, 00:23, CIN 10 - IND 14
3rd	05:47	CIN	Ford 3-yd rush [C.Smith kick]
			10-79 04:29, CIN 17 - IND 14
	03:52	IND	Mathews Jr. 14-yd rush [Campbell kick]
			5-75, 01:55, CIN 17 - IND 21
	03:41	CIN	Tucker 99-yd kickoff return [C.Smith kick missed]
			00:00, CIN 23 - IND 21
	00:41	IND	Campbell 49-yd FG
			9-44, 02:58 CIN 23 - IND 24
4th	12:13	CIN	Pierce 19-yd pass from Ridder [C.Smith kick]
			9-75 03:26, CIN 30 - IND 24
	02:37	CIN	Ridder 7-yd rush [Taylor pass from Ridder]
			3-6 00:53, CIN 38 - IND 24

	IND	CIN
FIRST DOWNS.....	20	20
RUSHES-YARDS (NET).....	37-152	36-118
PASSING YDS (NET) .....	224	210
Passes Att-Comp-Int.....	40-17-3	20-36-1
TOTAL OFFENSE PLAYS-YARDS.....	77-376	72-328
Fumble Returns-Yards.....	1-9	0-0
Punt Returns-Yards .....	3-25	0-0
Kickoff Returns-Yards.....	2-117-1	2-31
Interception Returns-Yards.....	3-43	1-0
Punts [Number-Avg] .....	5-42.2	4-44.5
Fumbles-Lost.....	2-1	1-1
Penalties-Yards .....	11-72	5-45
Possession Time.....	29:43	29:36
Third-Down Conversions .....	4 of 14	6 of 16
Fourth-Down Conversions .....	1 of 1	1 of 3
Red-Zone Scores-Chances.....	5-5	3-6
Sacks By: Number-Yards .....	1-6	1-4

**RUSHING:** Cincinnati-FORD, Jerome 20-66; RIDDER, Desmond 10-45; MCCLELLAND, Charles 3-12; Team 3-minus 5.

Indiana-CARR, Stephen 21-52; ERVIN-POINDEXTER, Davion 1-37; BALDWIN JR., Tim 9-30; MATHEWS JR, D.J. 2-28; PENIX JR, Michael 4-5.

**PASSING:** Cincinnati-RIDDER, Desmond 20-36-1-210. Indiana-PENIX JR, Michael 17-40-2-224.

**RECEIVING:** Cincinnati-PIERCE, Alec 5-86; YOUNG, Michael 4-35; TUCKER, Tre 3-18; TAYLOR, Leonard 2-24; SCOTT, Tyler 2-17; THOMPSON, Jadon 1-21; MCCLELLAND, Charles 1-4; WHYLE, Josh 1-4; FORD, Jerome 1-1. Indiana-HENDERSHOT, Peyton 6-60; MATHEWS JR., D.J. 5-120; CARR, Stephen 2-14; FRYFOGLE, Ty 2-14; MARSHALL, Miles 1-11; BJORSON, Matt 1-8; ELLIS, David 1 - minus 2.

@Notre Dame  
OCTOBER 2, 2021  
NOTRE DAME, IND.



TEMPLE  
OCTOBER 8, 2021  
CINCINNATI, OHIO



UCF  
OCTOBER 16, 2021  
CINCINNATI, OHIO



	1	2	3	4	F
Cincinnati	0	17	0	7	24
Notre Dame	0	0	7	6	13

## SCORING PLAYS

2nd	12:09	CIN	Taylor 1-yd pass from Ridder [C.Smith kick]
			3-8 1:12, CIN 7 - UND 0
	10:32	CIN	C.Smith 23-yd FG [C.Smith kick]
			5-12 1:32, CIN 10 - UND 0
	00:40	CIN	Tucker 27-yd pass from Ridder [C.Smith kick]
			5-80 1:08, CIN 17 - UND 0
3rd	01:19	CIN	Williams 3-yd rush [Doerer kick]
			4-38 2:01, CIN 17 - UND 7
4th	08:20	UND	Lenzy 32-yd pass from Pyne [Doerer missed kick]
			8-80 3:08, CIN 17 - UND 13
	05:08	CIN	Ridder 6-yd rush [C.Smith kick]
			6-75 3:12, CIN 24 - UND 13

	CIN	UND
FIRST DOWNS.....	16	19
RUSHES-YARDS (NET).....	30-93	28-84
PASSING YDS (NET) .....	297	257
Passes Att-Comp-Int.....	32-19-0	46-23-2
TOTAL OFFENSE PLAYS-YARDS.....	62-390	74-341
Fumble Returns-Yards.....	0-0	1-28
Punt Returns-Yards.....	2-17	2-1
Kickoff Returns-Yards.....	0-0	4-87
Interception Returns-Yards.....	2-31	0-0
Punts (Number-Avg) .....	5-43.0	6-46.3
Fumbles-Lost.....	2-2	1-1
Penalties-Yards.....	5-25	7-55
Possession Time.....	28:10	31:50
Third-Down Conversions.....	2 of 11	6 of 17
Fourth-Down Conversions.....	1 of 1	2 of 4
Red-Zone Scores-Chances.....	3-5	1-2
Sacks By: Number-Yards .....	2-15	1-10

**RUSHING:** Cincinnati-FORD, Jerome 17-71; RIDDER, Desmond 10-26; Team 3- minus 4. Notre Dame-WILLIAMS, Kyren 13-45; TYREE, Chris 5-20; PYNE, Drew 4-10; BUCHNER, Tyler 4-8; DAVIS, Avery 1-8; COAN, Jack 1- minus 7.

**PASSING:** Cincinnati-RIDDER, Desmond 19-32-0-297. Notre Dame-COAN, Jack 14-22-1-114; Pyne, Drew 9-22-0-143; BUCHNER, Tyler 0-2-1-0

**RECEIVING:** Cincinnati-PIERCE, Alec 6-144; TAYLOR, Leonard 4-70; YOUNG, Michael 4-36; TUCKER, Tre 2-34; JONES, Jordan 1-7; WHYLE, Josh 1-5; FORD, Jerome 1-1. Notre Dame-MAYER, Michael 8-83; LENZY, Braden 4-61; DAVIS, Avery 3-39; WILLIAMS, Kyren 3-19; TYREE, Chris 2-8; AUSTIN, Kevin 1-17; STYLES JR., Lorenzo 1-14; WILKINS, Joe 1-6.

	1	2	3	4	F
Temple	0	3	0	0	3
Cincinnati	10	7	28	7	52

## SCORING PLAYS

1st	07:15	CIN	C.Smith 30-yd FG
			10-48 4:26, TEM 0 - CIN 3
	02:52	CIN	Pierce 9-yd pass from Ridder [C.Smith kick]
			2-13, 00:34, TEM 0 - CIN 10
2nd	09:42	CIN	Ford 8-yd rush [C.Smith kick]
			11-65 5:10, TEM 0 - CIN 17
	05:27	TEM	Bell 55-yd FG
			9-37 4:03, TEM 3 - CIN 17
3rd	14:50	CIN	Ford 75-yd rush [C.Smith kick]
			1-75 00:10, TEM 3 - CIN 24
	11:00	CIN	Scott 38-yd pass from Ridder [C.Smith kick]
			2-54 00:41, TEM 3 - CIN 31
	07:45	CIN	McClelland 28-yd rush [C.Smith kick]
			3-61 1:04, TEM 3 - CIN 38
	00:54	CIN	Young 11-yd pass from Ridder [C.Smith kick]
			10-76 4:03, TEM 3 - CIN 45
4th	10:15	CIN	Wright 58-yd rush [C.Smith kick]
			5-77 2:14, TEM 3 - CIN 52

	TEM	CIN
FIRST DOWNS.....	14	23
RUSHES-YARDS (NET).....	28-84	33-279
PASSING YDS (NET) .....	150	263
Passes Att-Comp-Int.....	32-18-1	31-23-1
TOTAL OFFENSE PLAYS-YARDS.....	61-234	64-542
Fumble Returns-Yards.....	0-0	0-0
Punt Returns-Yards.....	3-5	2-35
Kickoff Returns-Yards.....	2-40	1-28
Interception Returns-Yards.....	0-0	1-21
Punts (Number-Avg) .....	7-42.9	3-47.3
Fumbles-Lost.....	3-2	1-0
Penalties-Yards.....	5-30	5-42
Possession Time.....	31:59	28:01
Third-Down Conversions.....	3 of 13	8 of 13
Fourth-Down Conversions.....	0 of 2	0 of 0
Red-Zone Scores-Chances.....	0-1	4-5
Sacks By: Number-Yards .....	1-6	6-34

**RUSHING:** TEM- LYNCH, Justin 3-29; SAYDEE, Edward 6-26; BLAIR, Trey 5-24; BONNER, Ra'Von 2-9; RULEY, Tayvon 2-3 ; DOBBINS, Kyle 1-3; MATHIS, D'Wan 10- minus 10. Cincinnati-FORD, Jerome 15-149; WRIGHT, Ethan 5-76; McClelland, Charles 5-39; RIDDER, Desmond 3-6; MONTGOMERY, Ryan 4-6; PRATER, Evan 1-3.

**PASSING:** TEM-MATHIS, D'Wan 16-27-1-120. Cincinnati-RIDDER, Desmond 22-30-0-259.

**RECEIVING:** TEM-BARBON, Jose 5-45; ANDERSON JR., Amad 5-37; SAYDEE, Edward 3-33; BLUE, Jadan 3-5; BURNETT, Nazir 2-30. Cincinnati-PIERCE, Alec 6-93; TUCKER, Tre 3-51; YOUNG, Michael 3-17; TAYLOR, Leonard 3-11; WHYLE, Josh 2-30; FORD, Jerome 2-5; SCOTT, Tyler 1-38.

	1	2	3	4	F
UCF	0	7	7	7	21
Cincinnati	14	21	7	14	56

## SCORING PLAYS

1st	09:30	CIN	Ford 1-yd rush [C.Smith kick]
			8-38 4:01, UCF 0 - CIN 7
	01:30	CIN	Ford 2-yd rush [C.Smith kick]
			10-66 4:51, UCF 0 - CIN 14
2nd	07:40	CIN	Pierce 19-yd pass from Ridder [C.Smith kick]
			4-64 1:23, UCF 0 - CIN 21
	05:33	CIN	Ford 79-yd rush [C.Smith kick]
			1-79 00:12, UCF 0 - CIN 28
	02:53	CIN	Ford 4-yd rush [C.Smith]
			4-34 1:31, UCF 0 - CIN - 35
	00:33	UCF	Johnson 16-yd pass from Keene [Obarski kick]
			8-75 2:20, UCF 7- CIN - 35
3rd	02:55	CIN	74-yd interception return [C.Smith kick]
			6:02, UCF 7 - CIN 42
	00:41	UCF	Bowser 4-yd rush [Obarski kick]
			5-75 2:14, UCF 14 - CIN 42
4th	10:44	CIN	Wright 2-yd rush [C.Smith kick]
			2-8 00:19, UCF 14 - CIN 49
	05:43	CIN	Prater 6-yd rush [C.Smith]
			6-49 2:30, UCF 14 - CIN 56
	01:48	UCF	Richards 2-yd rush
			6-49 2:30, UCF 21 - CIN 56

	UCF	CIN
FIRST DOWNS.....	14	23
RUSHES-YARDS (NET).....	37-155	42-336
PASSING YDS (NET) .....	141	140
Passes Att-Comp-Int.....	27-16-2	23-13-0
TOTAL OFFENSE PLAYS-YARDS.....	64-296	65-476
Fumble Returns-Yards.....	0-0	0-0
Punt Returns-Yards.....	2-[-10]	2-23
Kickoff Returns-Yards.....	1-3	1-36
Interception Returns-Yards.....	0-0	2-78
Punts (Number-Avg) .....	9-41.3	5-42.0
Fumbles-Lost.....	1-1	1-1
Penalties-Yards.....	7-47	9-74
Possession Time.....	32:48	27:12
Third-Down Conversions.....	7 of 17	7 of 12
Fourth-Down Conversions.....	0 of 0	0 of 0
Red-Zone Scores-Chances.....	3-3	6-7
Sacks By: Number-Yards .....	1-12	1-2

**RUSHING:** UCF-O'KEEFE, Ryan 1-51; GATEWOOD, Joey 8-42; BOWSER, Isaiah 13-27; RICHARDSON, Johnny 10-20; JOHNSON, Amari 1-9; GOOD, Damaris 1-4; ANTONY RICHARDS, Mark 1-2; KEENE, Mikey 2-0. Cincinnati-FORD, Jerome 20-189; MONTGOMERY, Ryan 8-95; MCCLELLAND, Charles 5-20; RIDDER, Desmond 4-14; WRIGHT, Ethan 4-12; PRATER, Evan 1-6.

**PASSING:** UCF-KEENE, Mikey 16-27-2-141. Cincinnati-RIDDER, Desmond 13-23-0-140.

**RECEIVING:** UCF-O'KEEFE, Ryan 7-60; RICHARDSON, Johnny 3-31; JOHNSON, Amari 3-12; CRAIG-MYERS, Nate 1-18; JOHNSON, Brandon 1-16; HOLLER, Alec 1-4. Cincinnati- TAYLOR, Leonard 4-47; SCOTT, Tyler 2-22; FORD, Jerome 1-23; PIERCE, Alec 1-19; YOUNG, Michael 1-12; MCCLELLAND, Charles 1-8; WRIGHT, Ethan 1-5; WHYLE, Josh 1-2; TUCKER, Tre 1-2.



@NAVY  
OCTOBER 23, 2021  
ANNAPOLIS, MD.



@TULANE  
OCTOBER 30, 2021  
NEW ORLEANS, LA.



TULSA  
November 6, 2021  
CINCINNATI, OHIO



	1	2	3	4	F
Cincinnati	7	6	14	0	27
Navy	7	3	0	10	20

## SCORING PLAYS

1st	03:51	NAVY	Lavatai 2-yd rush [Nichols kick]
			13-79 7:12, CIN 0 - NAVY 7
	02:50	CIN	Whyte 31-yd pass from Ridder [C.Smith kick]
			3-44 1:01, CIN 7 - NAVY 7
2nd	14:15	NAVY	Nichols 33-yd FG
			7-35 3:35, CIN 7 - NAVY 10
	04:07	CIN	Lowery 32-yd FG
			15-61 6:06, CIN 10 - NAVY 10
	00:00	CIN	Bales 52-yd FG
			1-0 00:01 CIN 13 - NAVY 10
3rd	07:39	CIN	Ford 43-yd rush [Lowery kick]
			4-54 1:27, CIN 20 - NAVY 10
	1:13	CIN	Whyte 3-yd pass from Ridder [ Lowery kick]
			11-45 4:22, CIN 27 - NAVY 10
4th	07:34	NAVY	Nichols 37-yd FG
			9-48 4:27, CIN 27 - NAVY 13
	00:50	NAVY	Lavatai, Tai 1-yd rush [Nichols kick]
			16-90 4:39, CIN 27 - NAVY 20

	CIN	NAVY
FIRST DOWNS.....	14	22
RUSHES-YARDS (NET).....	21-95	67-192
PASSING YDS (NET) .....	176	116
Passes Att-Comp-Int.....	30-18-1	17-11-1
TOTAL OFFENSE PLAYS-YARDS.....	51-271	84-308
Fumble Returns-Yards.....	0-0	0-0
Punt Returns-Yards .....	3-38	2-16
Kickoff Returns-Yards.....	3-44	3-92
Interception Returns-Yards.....	1-1	1-1
Punts [Number-Avg] .....	4-42.0	4-46.0
Fumbles-Lost.....	0-0	0-0
Penalties-Yards .....	11-93	3-25
Possession Time.....	20:33	39:27
Third-Down Conversions .....	6 of 11	7 of 21
Fourth-Down Conversions .....	1 of 1	3 of 4
Red-Zone Scores-Chances.....	2-2	4-4
Sacks By: Number-Yards .....	1-6	1-7

**RUSHING:** Cincinnati-FORD, Jerome 15-90; RIDDER, Desmond 5-6; Team 1- minus 1. Navy-RUDSS, Isaac 19-80; HARRIS II, James 9-27; WARREN, Chance 5-22; LAVATAI, Tai 21-22; UMBARGER, Jayden 1-19; ACIE, Carlinos 6-14; GOSLIN, Tyger 1-5; HALL JR., Anton 1-3 JONES, Daniel 3-0.

**PASSING:** Cincinnati-RIDDER, Desmond 18-30-1-176. Notre Dame-LAVATAI, Tai 11-15-1-118; Team 0-2-0-0.

**RECEIVING:** Cincinnati-PIERCE, Alec 5-37; WHYLE, Josh 4-60; SCOTT, Tyler 3-23; TAYLOR, Leonard 2-16; FORD, Jerome 2-11; TUCKER, Tre 1-16; YOUNG, Michale 1-13. Navy-WARREN, Chance 3-29; PUALOA-ROJAS, Kai 2-47; ACIE, Carlinos 2-15; COOPER, Mychal 1-11; WALKER, Mark 1-9; GOSLIN, Tyger 1-4; JONES, Daniel 1-1.

	1	2	3	4	F
Cincinnati	7	7	7	10	31
Tulane	0	12	0	0	12

## SCORING PLAYS

1st	01:14	CIN	Whyte 16-yd pass from Ridder [Lowery missed kick]
			16-99 7:25, CIN 7 - TLN 0
2nd	10:42	TLN	Moody safety
			CIN 7 - TLN 2
	07:58	TLN	Spears 47-yd run [Glover kick]
			6-66 2:34, CIN 7 - TLN 9
	06:19	CIN	Ford 3-yd rush [Lowery kick]
			5-80 1:33, CIN 14 - TLN 9
	00:00	TLN	Glover 41-yd FG
			4-26 00:30 CIN 14 - TLN 12
3rd	03:12	CIN	Whyte 5-yd pass from Ridder [Lowery kick]
			13-66 5:55, CIN 21 - TLN 12
4th	06:16	CIN	Lowery 27-yd FG
			4-1, 1:09, CIN 24 - TLN 12
	04:13	CIN	Ford 26-yd pass from Ridder [Lowery kick]
			2-29 00:49 CIN 31 - TLN 12

	CIN	TLN
FIRST DOWNS.....	18	17
RUSHES-YARDS (NET).....	37-124	45-187
PASSING YDS (NET) .....	227	93
Passes Att-Comp-Int.....	27-17-1	18-9-2
TOTAL OFFENSE PLAYS-YARDS.....	64-351	63-280
Fumble Returns-Yards.....	0-0	0-0
Punt Returns-Yards .....	1-8	0-0
Kickoff Returns-Yards.....	1-17	3-57
Interception Returns-Yards.....	2-7	1-33
Punts [Number-Avg] .....	3-38.3	4-44.8
Fumbles-Lost.....	3-2	4-2
Penalties-Yards .....	3-20	9-67
Possession Time.....	28:12	31:48
Third-Down Conversions .....	4 of 12	4 of 12
Fourth-Down Conversions .....	2 of 2	2 of 4
Red-Zone Scores-Chances.....	4-4	0-1
Sacks By: Number-Yards .....	4-32	3-24

**RUSHING:** Cincinnati- FORD, Jerome 18-65; RIDDER, Desmond 13-47; MONTGOMERY, Ryan 3-13; MCCLELLAND, Charles 2-0; Team 1- minus 1. Tulane- SPEARS, Tyjae 19-106 ; CARROLL, Camero 10-64; DANIELS, Christ 4-29; RASHAD, Green 0-15; TOLES, Jartavia 2-12; HORTON, Kai 8- minus 16; TEAM 2 - minus 23.

**PASSING:** Cincinnati-RIDDER, Desmond 17-27-1-227. Tulane-HORTON, Kai 7-16-2-79; DANIELS, Christ 2-2-0-14.

**RECEIVING:** Cincinnati- WHYLE, Josh 4-79; FORD, Jerome 4-42; TUCKER, Tre 3-24; PIERCE, Alec 2-47; SCOTT, Tyler 2-25; YOUNG, Michael 1-9; TAYLOR, Leonard 1-1. Tulane- JACKSON, Jha'Qu 3-34; SPEARS, Tyjae 1-17; TOLES, Jaetavia 1-15; WALLACE, W 1-13; JAMES, Tyrick 1-8; WYATT, Shae 1-6.

	1	2	3	4	F
Tulsa	0	12	0	8	20
Cincinnati	14	0	14	0	28

## SCORING PLAYS

1st	09:48	CIN	Ridder 3 yd rush [Lowery kick]
			7-53 3:15, TUL 0 - CIN 7
	01:21	CIN	Ford 1 yd rush [Lowery kick]
			13-94 5:55, TUL 0 - CIN 14
2nd	12:20	TUL	Long 35 yd FG
			9-48 4:01, TUL 3 - CIN 14
	02:44	TUL	Brooks 8 yd rush [Long missed kick]
			12-75 4:34, TUL 9 - CIN 14
	00:10	TUL	Long 50 yd FG
			9-26 1:41, TUL 12 - CIN 14
3rd	13:17	CIN	Pierce 12 yd pass from Ridder [Lowery kick]
			4-72 1:38, TUL 12 - CIN 21
	09:04	CIN	Young 31 yd pass from Ridder [Lowery kick]
			3-44 1:04, TUL 12 - CIN 28
4th	08:10	TUL	Santana 21 yd pass from Brin [Crawford Jr. pass from Brin]
			10-82 4:11, TUL 20 - CIN 28

	TUL	CIN
FIRST DOWNS.....	26	18
RUSHES-YARDS (NET).....	57-297	34-116
PASSING YDS (NET) .....	149	274
Passes Att-Comp-Int.....	26-17-0	23-15-1
TOTAL OFFENSE PLAYS-YARDS.....	83-446	57-390
Fumble Returns-Yards.....	0-0	0-0
Punt Returns-Yards .....	2-4	0-0
Kickoff Returns-Yards.....	1-17	3-57
Interception Returns-Yards.....	1-9	4-91
Punts [Number-Avg] .....	3-36.0	3-41.3
Fumbles-Lost.....	3-1	4-2
Penalties-Yards .....	7-52	6-44
Possession Time.....	34:16	23:06
Third-Down Conversions .....	4 of 14	7 of 12
Fourth-Down Conversions .....	1 of 4	2 of 4
Red-Zone Scores-Chances.....	3-6	3-4
Sacks By: Number-Yards .....	2-7	2-1

**RUSHING:** Tulsa- BROOKS, Shamari 25-132; WATKINS, Anthony 15-105; ANDERSON, Steven 9-42; BRIN, Davis 7-20; JOHNSON, Josh 1 - minus 2. Cincinnati- RIDDER, Desmond 12-43; MONTGOMERY, Ryan 6-36; FORD, Jerome 7-24; MCCLELLAND, Charles 5-17; TUCKER, Tre 1-9; Team 3- minus 13.

**PASSING:** Tulsa - BRIN, Davis 17-26-0-149. Cincinnati - RIDDER, Desmond 15-23-1-274.

**RECEIVING:** Tulsa - JOHNSON, Josh 7-65; SANTANA, JuanCarlos 4-51; CRAWFORD JR., SAM 2-15; HALL, Ethan 2-6; BROOKS, Shamari 1-7; NAYLOR II, Erza 1-5. Cincinnati- PIERCE, Alec 5-113; THOMPSON, Jadon 3-25; FORD, Jerome 2-67; YOUNG, Michael 2-48; SCOTT, Tyler 1-15; WHYLE, Josh 1-10; TAYLOR, Leonard 1 - minus 4.

# 2021 CINCINNATI FOOTBALL

@USF

November 13, 2021  
TAMPA, FLORIDA



SMU

November 20, 2021  
CINCINNATI, OHIO



@East Carolina

November 26, 2021  
GREENVILLE, NORTH CAROLINA



	1	2	3	4	F
Cincinnati	7	17	7	14	45
USF	7	0	14	7	28

## SCORING PLAYS

1st	07:08	USF	Mangham 2 yd rush [Shrader kick]
			1-2 00:15, CIN 0 - USF 7
	02:57	CIN	Montgomery 12 yd rush [Bales kick]
			9-75 4:11, CIN 7 - USF 7
2nd	09:36	CIN	Ridder 13 yd rush [Bales kick]
			11-73 5:31, CIN 14 - USF 7
	05:30	CIN	Tucker 1 yd pass from Ridder [Bales kick]
			6-34 2:51, CIN 21 - USF 7
	00:00	CIN	Bales 27-yd FG
			10-46 2:11 CIN 24 - USF 7
3rd	11:48	CIN	Whyte 21 yd pass from Ridder [Bales kick]
			8-81 3:07, CIN 31 - USF 7
	8:39	USF	Mangham 1 yd rush [ Shrader kick]
			12-75 5:09, CIN 31 - USF 14
	03:48	USF	Horn Jr. 80 yd pass from McClain [Shrader kick]
			1-80 00:13, CIN 31 - USF 21
4th	14:00	CIN	Wright 1 yd rush [Bales kick]
			10-73 4:39, CIN 38 - USF 21
	06:14	USF	McClain 2 yd rush [Shrader kick]
			16-98 5:13, CIN 38 - USF 28
	01:22	CIN	Montgomery 55 yd rush [Bales kick]
			1-55 00:11, CIN 45 - USF 28

	CIN	USF
FIRST DOWNS.....	30	21
RUSHES-YARDS (NET).....	36-202	38-101
PASSING YDS (NET).....	304	245
Passes Att-Comp-Int.....	40-31-1	30-16-2
TOTAL OFFENSE PLAYS-YARDS.....	76-508	68-346
Fumble Returns-Yards.....	0-0	0-0
Punt Returns-Yards.....	0-0	0-0
Kickoff Returns-Yards.....	2-44	1-14
Interception Returns-Yards.....	2-11	1-61
Punts (Number-Avg).....	2-44.5	3-25.3
Fumbles-Lost.....	2-2	4-2
Penalties-Yards.....	8-70	4-40
Possession Time.....	32:30	27:30
Third-Down Conversions.....	5 of 11	7 of 13
Fourth-Down Conversions.....	2 of 3	1 of 1
Red-Zone Scores-Chances.....	5-6	3-3
Sacks By: Number-Yards.....	3-16	1-10

**RUSHING:** Cincinnati-MONTGOMERY, Ryan 6-72; RIDDER, Desmond 13-65; WRIGHT, Ethan 10-37; MCCLELLAND, Charles 6-34; Team 1- minus 6. USF- MANGHAM, Jaren 16-53; JOINER JR., 9-37; MCCLAIN, Timmy 9-13; BATTIE, Brian 3- minus 1; HORN JR., Jimmy 1- minus 1.

**PASSING:** Cincinnati-RIDDER, Desmond 31-39-1-304. USF- MCCLAIN, Timmy 16-30-2-245.

**RECEIVING:** Cincinnati- TUCKER, Tre 6-51; WHYLE, Josh 5-61; YOUNG, Michael 4-53; TAYLOR, Leonard 3-30; PIERCE, Alec 3-24; SCOTT, Tyler 2-27; THOMPSON, Jadon 2-23; MCCLELLAND, Charles 2-16; MONTGOMERY, Ryan 2-10; SCOTT, Chris 1-6; RIDDER,Desmond 1-3. USF- HORN JR., Jimmy 5-108; WEAVER, Xavier 5-64; WILLIS, Holden 2-43; ATKINS, Sean 2-15; JOINER JR., 1-8; DOLLISON, Omarion 1-7; GREGORY, Demarcus 1-0.

	1	2	3	4	F
SMU	0	0	0	14	14
Cincinnati	14	13	14	7	48

## SCORING PLAYS

1st	12:54	CIN	Scott 53 yard pass from Ridder [Bales kick]
			1-53 00:07, SMU 0 - CIN 7
	05:32	CIN	Ford 4 yd rush [Bales kick]
			6-25 2:58, SMU 0 - CIN 14
2nd	13:37	CIN	Ridder 40 yd rush [Bales missed kick]
			6-78 3:02, SMU 0 - CIN 20
	08:19	CIN	Pierce 17 yd pass from Ridder [Bales Kick]
			8-71 3:40, SMU 0 - CIN 27
3rd	10:59	CIN	Ridder 5 yd pass from Jones [Bales kick]
			8-92 3:59, SMU 0 - CIN 34
	5:44	CIN	Pierce 17 yd pass from Ridder [ Bales kick]
			8-42 3:59, SMU 0 - CIN 41
4th	11:06	CIN	Jones 11 yd pass from Prater [Bales kick]
			12-74 6:22, SMU 0 - CIN 48
	08:32	SMU	Siggers 2 yd rush [Mazza kick]
			6-63 2:30, SMU 7 - CIN 48
	1:17	SMU	Rice 3 yd pass from Mordecai
			9-46 3:43, SMU 14 - CIN 48

	SMU	CIN
FIRST DOWNS.....	15	24
RUSHES-YARDS (NET).....	31-133	41-249
PASSING YDS (NET).....	66	295
Passes Att-Comp-Int.....	26-15-0	30-21-0
TOTAL OFFENSE PLAYS-YARDS.....	57-199	71-544
Fumble Returns-Yards.....	0-0	0-0
Punt Returns-Yards.....	0-0	4-63
Kickoff Returns-Yards.....	3-41	1-12
Interception Returns-Yards.....	0-0	0-0
Punts (Number-Avg).....	7-39.1	1-42.0
Fumbles-Lost.....	0-0	0-0
Penalties-Yards.....	3-27	13-87
Possession Time.....	24:39	35:21
Third-Down Conversions.....	2 of 11	6 of 13
Fourth-Down Conversions.....	1 of 1	3 of 4
Red-Zone Scores-Chances.....	2-2	5-7
Sacks By: Number-Yards.....	0-0	3-23

**RUSHING:** SMU-BENTLEY IV, Ulysses 11-68; SIGGERS, Tre 10-64; LAVINE, Tyler 4-10; MORDECAI, Tanner 6 - minus 9. CINCINNATI- FORD, Jerome 20-82; RIDDER, Desmond 3-46; PRATER, Evan 3-44; MCCLELLAND, Charles 6-35; MONTGOMERY, Ryan 3-21; WRIGHT, Ethan 6-21.

**PASSING:** SMU- MORDECAI, Tanner 15-26-0-66. Cincinnati- RIDDER, Desmond 17-23-0-274; PRATER, Evan 3-6-0-16; JONES, Jordan 1-1-0-5.

**RECEIVING:** SMU- RICE, Rashee 7-21; BENTLEY IV, Ulysses 3- minus 1; ROBERSON JR., Reggie 2-7; BARKER, Beau 1-21; CALCATERRA, Grant 1-14; DANIELS JR., Roderick 1-4. Cincinnati- TUCKER, Scott 7-114; SCOTT, Tre 5-94; PIRECE, Alec 3-39; FORD, Jerome 2-23; JONES, Jordan 1-11; PAULING, Will 1-6; RIDDER, Desmond 1-5;TAYLOR, Leonard 1-3

	1	2	3	4	F
Cincinnati	0	21	0	14	35
East Carolina	3	0	13	7	13

## SCORING PLAYS

1st	05:39	ECU	Daffer 35 yd FG
			12-56 4:37, CIN 0 - ECU 3
2nd	13:48	CIN	Taylor 44 yd pass from Ridder [Lowery kick]
			5-76 1:31, CIN 7 - ECU 3
	10:32	CIN	Ford 2 yd rush [Lowery Kick]
			3-58 1:09, CIN 14 - ECU 3
	04:40	CIN	Pierce 28 yd pass from Ridder [Lowery kick]
			7-88 3:19, CIN 21 - ECU 3
	02:18	ECU	Daffer 44 yd FG
			11-52 5:58, CIN 21 - ECU 6
4th	11:17	CIN	Gardner 60 yd blocked FG return [Lowery kick]
			4:04, CIN 28 - ECU 6
	09:38	ECU	Hatfield 12 yd pass from Ahlers [Daffer kick]
			5-75 1:39, CIN 28 - ECU 13
	1:44	SMU	Montgomery 2 yd rush [Lowery kick]
			5-39 1:33, CIN 35 - ECU 13

	CIN	ECU
FIRST DOWNS.....	20	19
RUSHES-YARDS (NET).....	36-143	38-54
PASSING YDS (NET).....	301	228
Passes Att-Comp-Int.....	28-17-2	39-20-1
TOTAL OFFENSE PLAYS-YARDS.....	64-444	77-282
Fumble Returns-Yards.....	0-0	1-5
Punt Returns-Yards.....	0-0	0-0
Kickoff Returns-Yards.....	4-55	1-18
Interception Returns-Yards.....	1-0	2-0
Punts (Number-Avg).....	3-39.7	6-35.2
Fumbles-Lost.....	1-1	1-1
Penalties-Yards.....	7-60	5-50
Possession Time.....	27:40	32:20
Third-Down Conversions.....	4 of 12	5 of 18
Fourth-Down Conversions.....	0 of 1	3 of 4
Red-Zone Scores-Chances.....	2-5	2-3
Sacks By: Number-Yards.....	3-22	2-14

**RUSHING:** Cincinnati- FORD, Jerome 20- 85; MONTGOMERY, Ryan 6-41; RIDDER, Desmond 10-17. ECU- MITCHELL, Keaton 17-55; HARRIS, Rahjai 13-26; AHLERS, Holton 8- minus 27.

**PASSING:** Cincinnati- RIDDER, Desmond 17-28-2-301. ECU- AHLERS, Holton 19-38-1-228; SNEAD, Tyler 1-1-0-0.

**RECEIVING:** Cincinnati- PIERCE, Alec 8-136; TAYLOR, Leonard 2-52; THOMPSON, Jadon 2-40; SCOTT, Tyler 2-36; TUCKER, Tre 2-35; WHYLE, Josh 1-2. ECU- SNEAD, Tyler 6-91; JONES, Ryan 6-74; HATFIELD, Jsi 3-48; OMOTOSHO, Audie 2-8; HARRIS, Rahjai 2-7.

## 2020 AAC CHAMPIONSHIP

Tulsa

December 19, 2020

CINCINNATI, OHIO



	1	2	3	4	F
TLS	0	10	7	7	24
Cincinnati	10	7	7	3	27

## SCORING PLAYS

1st	8:56	CIN	Ford 42 yd run [Smith kick]
			4-75 1:54, TLS 0 - CIN 7
	00:05	CIN	Smith 25 yd FG
			11-72 5:46, TLS 0 - CIN 10
2nd	11:08	TLS	Long 43 yd FG
			11-46 3:52, TLS 3 - CIN 10
	08:36	TLS	Taylor 10 yd run [Long kick]
			5-28 1:37, TLS 10 - CIN 10
	3:17	CIN	Pierce 36 yd pass from Ridder [Smith kick]
			5-64 2:04, TLS 10 - CIN 17
3rd	10:05	TLS	Prince 8 yd run [ Long kick]
			3-55 00:45, TLS 17 - CIN 17
	7:14	CIN	Ridder 10 yd run [Smith kick]
			6-65 2:46, TLS 17 - CIN 24
4th	3:41	TLS	Santana 13 yd pass from Smith [Long kick]
			7-80 2:46, TLS 24 - CIN 24
	00:00	CIN	Smith 34 yd FG
			12-51 3:34, TLS 24 - CIN 27

	TLS	CIN
FIRST DOWNS.....	22	17
RUSHES-YARDS (NET).....	37-199	38-151
PASSING YDS (NET) .....	166	269
Passes Att-Comp-Int.....	30-13-2	29-19-0
TOTAL OFFENSE PLAYS-YARDS.....	67-365	67-420
Fumble Returns-Yards.....	1-0	4-2
Punt Returns-Yards .....	1-8	2-30
Kickoff Returns-Yards.....	1-19	5-143
Interception Returns-Yards.....	0-0	2-0
Punts (Number-Avg) .....	5-46.0	3-44.7
Fumbles-Lost.....	1-0	4-2
Penalties-Yards.....	7-50	12-66
Possession Time.....	26:03	33:57
Third-Down Conversions .....	5 of 14	5 of 14
Fourth-Down Conversions .....	1 of 1	0 of 1
Red-Zone Scores-Chances.....	3-4	3-5
Sacks By: Number-Yards.....	2-15	3-21

**RUSHING:** TLS- TAYLOR II, C 22-130; PRINCE, D 9-78; STOKES, K 3-12; SMITH, Z 3 - minus 21. CINCINNATI- RIDDER, Desmond 16-83; FORD, Jerome 12-57; DOAKS, Gerrid 7-13; MONTGOMERY, Ryan 1-4; TUCKER, Tre 1-1; TEAM 1 - minus 7.

**PASSING:** TLS- SMITH, Z 13-30-2-166. Cincinnati-RIDDER, Desmond 19-29-0-269.

**RECEIVING:** TLS- SANTANA, J 5-54; CRAWFORD JR., S 3-79; STOKES, K 2-19; JOHNSON, J 2-11; HALL, E 1-3. Cincinnati- Pierce, Alec 5-146; FORD, Jerome 4-24; YOUNG Michael 2-13; JACKSON, J 2-12; WHYLE, Josh 1-27; LABELLE, Bruno 1-14; TAYLOR, Leonard 1-9; TUCKER, Tre 1-9; JONES, Jordan 1-8; SCOTT, Tyler 1-7.

## 2019 AAC CHAMPIONSHIP

Memphis

December 7, 2019

MEMPHIS, TENN



	1	2	3	4	F
Cincinnati	7	7	7	3	24
MEM	10	0	10	9	29

## SCORING PLAYS

1st	12:27	CIN	Warren 6 yd run [Crosa kick]
			6-30 2:33, CIN 7 - MEM 0
	08:21	MEM	Patterson 29 yd run FG
			12-64 3:59, CIN 7 - MEM 3
	02:36	MEM	Gibson 65 yd run [Patterson kick]
			7-79 2:29, CIN 7 - MEM 10
2nd	02:37	CIN	Ridder 15 yd run [Crosa kick]
			7-80 2:09, CIN 14 - MEM 10
3rd	11:59	MEM	White 1 yd run [Patterson kick]
			7-75 2:56, CIN 14 - MEM 17
	07:21	CIN	Warren 3 yd run [Crosa kick]
			9-75 4:38, CIN 21 - MEM 17
	03:54	MEM	Patterson 52 yd FG
			10-41 3:27, CIN 21 - MEM 20
4th	14:47	MEM	Patterson 50 yd FG
			11-31 3:54, CIN 21 - MEM 23
	04:23	CIN	Crosa 33 yd FG
			13-54 6:27, CIN 24 - MEM 23
	01:14	MEM	Gibson 6 yd pass from White [White pass failed]
			10-75 03:09, CIN 24 - MEM 29

	CIN	MEM
FIRST DOWNS.....	21	25
RUSHES-YARDS (NET).....	39-221	45-194
PASSING YDS (NET) .....	233	253
Passes Att-Comp-Int.....	37-16-1	40-18-1
TOTAL OFFENSE PLAYS-YARDS.....	76-454	85-447
Fumble Returns-Yards.....	0-0	0-0
Punt Returns-Yards .....	3-15	0-0
Kickoff Returns-Yards.....	2-41	3-72
Interception Returns-Yards.....	1-70	1-0
Punts (Number-Avg) .....	6-39.5	6-42.0
Fumbles-Lost.....	2-1	1-0
Penalties-Yards.....	11-70	4-40
Possession Time.....	28:58	31:02
Third-Down Conversions .....	7 of 17	7 of 18
Fourth-Down Conversions .....	1 of 2	0 of 1
Red-Zone Scores-Chances.....	4-4	3-3
Sacks By: Number-Yards.....	2-19	1-2

**RUSHING:** Cincinnati- RIDDER, Desmond 11-113; WARREN, Michael 23-99; DOAKS, Gerrid 3-6; TUCKER, Tre 2-3. MEM- GIBSON, Antonio 11-130; GAINWELL, K 18-44; TAYLOR, Patrick 11-38; WHITE, Brady 4 - minus 16; TEAM 1 - for minus 2.

**PASSING:** Cincinnati-RIDDER, Desmond 18-36-1-233; TEAM 0-1-0-0. MEM- WHITE, Brady 18-40-1-253.

**RECEIVING:** Cincinnati- PIERCE, Alec 5-87; MBODJ, Malick 2-63; MEDARIS, Rashad 2-28; DEGUARA, Josiah 2-22; GEDDIS, Thomas 2-21; TUCKER, Tre 1-8; JACKSON, Jayshon 1-2; WARREN, Michael 1-2. MEM- COXIE, Damonte 9-165; GAINWELL, K 3-40; GIBSON, Antonio 3-32; TAYLOR, Patrick 2 - for minus 2; JONES, K 1-18.



**2021-22 Cincinnati Football**  
**Game Results**  
**All games**

Page 1/1  
 as of Nov 27, 2021

**Team Results**

	Date	Opponent		Score	Overall	Conf	Time	Attend
	09/04/2021	Miami (OH)	W	49-14	1-0	0-0	3:28	37978
	09/11/2021	Murray St.	W	42-7	2-0	0-0	3:10	33498
	09/18/2021	at Indiana	W	38-24	3-0	0-0	4:03	52656
	10/02/2021	at Notre Dame	W	24-13	4-0	0-0	3:30	77622
*	10/08/2021	Temple	W	52-3	5-0	1-0	3:19	37978
*	10/16/2021	UCF	W	56-21	6-0	2-0	3:29	37978
*	10/23/2021	at Navy	W	27-20	7-0	3-0	3:24	32004
*	10/30/2021	at Tulane	W	31-12	8-0	4-0	3:11	17012
*	11/06/2021	Tulsa	W	28-20	9-0	5-0	3:40	37978
*	11/12/2021	at South Fla.	W	45-28	10-0	6-0	3:31	30780
*	11/20/2021	SMU	W	48-14	11-0	7-0	3:20	37978
*	11/26/2021	at East Carolina	W	35-13	12-0	8-0	3:23	38014





# 2021-22 Cincinnati Football Team Game-by-Game All games

Page 1/2  
as of Nov 27, 2021

Date	Opponent	Rushing				Receiving				Passing				Kick Returns				Punt Returns				tot off
		no.	yds	td	lg	no.	yds	td	lg	cmp-att-int	yds	td	lg	no.	yds	td	lg	no.	yds	td	lg	
09/04/2021	Miami (OH)	31	247	3	50	20	295	4	81	20-26-2	295	4	81	3	61	0	28	1	-1	0	0	542
09/11/2021	Murray St.	32	130	3	20	15	261	3	48	15-25-0	261	3	48	2	47	0	25	2	4	0	3	391
09/18/2021	at Indiana	36	128	3	26	20	210	1	28	20-36-1	210	1	28	2	117	1	99	3	25	0	27	338
10/02/2021	at Notre Dame	30	93	1	16	19	297	2	45	19-32-0	297	2	45	0	0	0	0	2	17	0	17	390
10/08/2021	Temple	33	279	4	75	23	263	3	38	23-31-0	263	3	38	1	28	0	28	2	35	0	30	542
10/16/2021	UCF	42	336	6	79	13	140	1	23	13-23-0	140	1	23	1	36	0	36	2	23	0	18	476
10/23/2021	at Navy	21	95	1	43	18	176	2	31	18-30-1	176	2	31	3	44	0	18	3	38	0	19	271
10/30/2021	at Tulane	37	124	1	37	17	227	3	38	17-27-1	227	3	38	1	17	0	17	1	8	0	8	351
11/06/2021	Tulsa	34	116	2	22	15	274	2	40	15-23-1	274	2	40	4	91	0	27	0	0	0	0	390
11/12/2021	at South Fla.	36	202	4	55	31	304	2	21	31-40-1	304	2	21	2	44	0	27	0	0	0	0	506
11/20/2021	SMU	41	248	2	40	21	295	5	53	21-30-0	295	5	53	1	12	0	12	4	63	0	27	543
11/26/2021	at East Carolina	36	143	2	29	17	301	2	53	17-28-2	301	2	53	4	55	0	21	0	0	0	0	444
<b>Cincinnati</b>		<b>409</b>	<b>2141</b>	<b>32</b>	<b>79</b>	<b>229</b>	<b>3043</b>	<b>30</b>	<b>81</b>	<b>229-351-9</b>	<b>3043</b>	<b>30</b>	<b>81</b>	<b>24</b>	<b>552</b>	<b>1</b>	<b>99</b>	<b>20</b>	<b>212</b>	<b>0</b>	<b>30</b>	<b>5184</b>
<b>Opponents</b>		<b>489</b>	<b>1701</b>	<b>14</b>	<b>51</b>	<b>189</b>	<b>1938</b>	<b>8</b>	<b>80</b>	<b>189-359-17</b>	<b>1938</b>	<b>8</b>	<b>80</b>	<b>26</b>	<b>471</b>	<b>0</b>	<b>48</b>	<b>12</b>	<b>20</b>	<b>0</b>	<b>12</b>	<b>3639</b>

## Cincinnati Averages

Games	Avg/ rush	Avg/ catch	Pass effic	KR avg	PR avg	All purpose avg/game	Total offense avg/game
12	5.2	13.3	161.1	23.0	10.6	512.8	432.0

Date	Opponent	Tackles				Sacks no-yds	Fumble		Pass Defense			blkd kick	PAT attempts			off		
		ua	a	total	tfl-yds		ff	fr-yds	int-yds	qbh	brup		kick	rush	rcv	saf	t/o	pts
09/04/2021	Miami (OH)	31	42	73	5.0-17	2-11	1	0-0	0-0	6	5	0	7-7	0	0	0	0	49
09/11/2021	Murray St.	37	30	67	8.0-12	1-3	0	1-0	3-13	3	4	0	6-6	0	0	0	14	42
09/18/2021	at Indiana	40	18	58	6.0-13	1-6	1	1-0	3-43	4	5	0	3-4	0	1	0	11	38
10/02/2021	at Notre Dame	42	22	64	8.0-25	2-15	0	1-0	2-31	4	8	0	3-3	0	0	0	7	24
10/08/2021	Temple	29	40	69	6.0-32	6-32	1	0-0	1-21	4	1	0	7-7	0	0	0	7	52
10/16/2021	UCF	35	30	65	6.0-20	1-2	0	0-0	2-78	2	3	1	8-8	0	0	0	14	56
10/23/2021	at Navy	58	46	104	11.0-27	1-6	0	0-0	1-1	1	2	1	3-3	0	0	0	0	27
10/30/2021	at Tulane	53	6	59	7.0-40	4-32	2	2-0	2-7	0	1	0	4-4	0	0	0	3	31
11/06/2021	Tulsa	47	48	95	5.0-4	2-1	2	2-18	0-0	2	4	0	4-4	0	0	0	0	28
11/12/2021	at South Fla.	41	14	55	7.0-23	3-16	2	2-0	2-11	3	3	0	6-6	0	0	0	14	45
11/20/2021	SMU	26	36	62	7.0-31	3-23	1	1-0	0-0	6	3	2	6-7	0	0	0	6	48
11/26/2021	at East Carolina	40	38	78	8.0-39	3-22	1	1-0	1-0	0	8	2	5-5	0	0	0	14	35
<b>Cincinnati</b>		<b>479</b>	<b>370</b>	<b>849</b>	<b>84.0-283</b>	<b>29-169</b>	<b>11</b>	<b>11-18</b>	<b>17-205</b>	<b>35</b>	<b>47</b>	<b>6</b>	<b>62-64</b>	<b>0</b>	<b>1</b>	<b>0</b>	<b>90</b>	<b>475</b>
<b>Opponents</b>		<b>433</b>	<b>310</b>	<b>743</b>	<b>39.0-192</b>	<b>18-130</b>	<b>10</b>	<b>10-14</b>	<b>9-127</b>	<b>16</b>	<b>28</b>	<b>1</b>	<b>20-22</b>	<b>0</b>	<b>1</b>	<b>1</b>	<b>45</b>	<b>189</b>

Date	Opponent	Punting										Field Goals			Kickoffs			
		no.	yds	avg	long	blkd	tb	fc	50+	i20	md-att	long	blkd	no.	yds	avg	tb	ob
09/04/2021	Miami (OH)	2	81	40.5	44	0	0	2	0	0	0-0	0	0	8	468	58.5	3	2
09/11/2021	Murray St.	4	181	45.3	50	0	1	2	1	2	0-1	0	0	7	385	55.0	4	1
09/18/2021	at Indiana	5	211	42.2	51	0	0	3	1	0	1-2	32	0	6	379	63.2	1	1
10/02/2021	at Notre Dame	5	219	43.8	50	0	1	2	1	0	1-3	23	0	5	312	62.4	1	0
10/08/2021	Temple	3	142	47.3	48	0	0	0	0	1	1-2	30	0	9	578	64.2	7	0
10/16/2021	UCF	5	210	42.0	52	0	0	0	1	3	0-0	0	0	9	580	64.4	7	0
10/23/2021	at Navy	4	168	42.0	46	0	0	2	0	2	2-2	52	0	5	268	53.6	0	0
10/30/2021	at Tulane	3	115	38.3	46	0	0	2	0	2	1-1	27	0	7	385	55.0	2	0
11/06/2021	Tulsa	3	124	41.3	45	0	0	1	0	1	0-1	0	0	5	315	63.0	3	1
11/12/2021	at South Fla.	2	89	44.5	46	0	0	1	0	1	1-1	27	0	7	449	64.1	6	0
11/20/2021	SMU	1	42	42.0	42	0	0	1	0	1	0-2	0	1	10	487	48.7	4	1
11/26/2021	at East Carolina	3	119	39.7	40	0	0	3	0	0	0-1	0	0	6	375	62.5	4	0
<b>Cincinnati</b>		<b>40</b>	<b>1701</b>	<b>42.5</b>	<b>52</b>	<b>0</b>	<b>2</b>	<b>19</b>	<b>4</b>	<b>13</b>	<b>7-16</b>	<b>52</b>	<b>1</b>	<b>84</b>	<b>4981</b>	<b>59.3</b>	<b>42</b>	<b>6</b>



# 2021-22 Cincinnati Football Opponents Game-by-Game All games

Page 1/2  
as of Nov 27, 2021

Date	Opponent	Rushing				Receiving				Passing				Kick Returns				Punt Returns				tot off
		no.	yds	td	lg	no.	yds	td	lg	cmp-att-int	yds	td	lg	no.	yds	td	lg	no.	yds	td	lg	
09/04/2021	Miami (OH)	45	169	1	19	9	109	0	40	9-28-0	109	0	40	3	48	0	21	0	0	0	0	278
09/11/2021	Murray St.	37	93	1	12	17	149	0	23	17-29-3	149	0	23	2	31	0	19	1	4	0	4	242
09/18/2021	at Indiana	37	152	1	37	17	224	2	44	17-40-3	224	2	44	2	31	0	16	0	0	0	0	376
10/02/2021	at Notre Dame	28	84	1	16	23	257	1	32	23-46-2	257	1	32	4	87	0	30	2	1	0	6	341
10/08/2021	Temple	29	84	0	33	18	150	0	26	18-32-1	150	0	26	2	40	0	21	3	5	0	9	234
10/16/2021	UCF	37	155	2	51	16	141	1	35	16-27-2	141	1	35	1	3	0	3	2	-10	0	0	296
10/23/2021	at Navy	67	192	2	19	11	116	0	26	11-17-1	116	0	26	3	92	0	48	2	16	0	12	308
10/30/2021	at Tulane	45	187	1	47	9	93	0	17	9-18-2	93	0	17	3	57	0	22	0	0	0	0	280
11/06/2021	Tulsa	57	297	1	18	18	160	1	21	18-27-0	160	1	21	1	9	0	9	2	4	0	4	457
11/12/2021	at South Fla.	38	101	3	22	16	245	1	80	16-30-2	245	1	80	1	14	0	14	0	0	0	0	346
11/20/2021	SMU	31	133	1	30	15	66	1	21	15-26-0	66	1	21	3	41	0	15	0	0	0	0	199
11/26/2021	at East Carolina	38	54	0	9	20	228	1	38	20-39-1	228	1	38	1	18	0	18	0	0	0	0	282
<b>Opponents</b>		<b>489</b>	<b>1701</b>	<b>14</b>	<b>51</b>	<b>189</b>	<b>1938</b>	<b>8</b>	<b>80</b>	<b>189-359-17</b>	<b>1938</b>	<b>8</b>	<b>80</b>	<b>26</b>	<b>471</b>	<b>0</b>	<b>48</b>	<b>12</b>	<b>20</b>	<b>0</b>	<b>12</b>	<b>3639</b>
<b>Cincinnati</b>		<b>409</b>	<b>2141</b>	<b>32</b>	<b>79</b>	<b>229</b>	<b>3043</b>	<b>30</b>	<b>81</b>	<b>229-351-9</b>	<b>3043</b>	<b>30</b>	<b>81</b>	<b>24</b>	<b>552</b>	<b>1</b>	<b>99</b>	<b>20</b>	<b>212</b>	<b>0</b>	<b>30</b>	<b>5184</b>

## Opponents Averages

Games	Avg/ rush	Avg/ catch	Pass effic	KR avg	PR avg	All purpose avg/game	Total offense avg/game
12	3.5	10.3	95.9	18.1	1.7	354.8	303.3

Date	Opponent	Tackles				Sacks no-yds	Fumble		Pass Defense			blkd kick	PAT attempts			off		
		ua	a	total	tfl-yds		ff	fr-yds	int-yds	qbh	brup		kick	rush	rcv	saf	t/o	pts
09/04/2021	Miami (OH)	30	30	60	5.0-24	2-16	0	0-0	2-32	0	0	0	2-2	0	0	0	7	14
09/11/2021	Murray St.	34	22	56	3.0-12	2-9	1	1-0	0-0	0	1	0	1-1	0	0	0	0	7
09/18/2021	at Indiana	40	20	60	5.0-41	2-15	2	1-9	1-0	1	3	0	3-3	0	0	0	14	24
10/02/2021	at Notre Dame	34	22	56	2.0-11	1-10	1	1-0	0-0	5	4	0	1-2	0	0	0	7	13
10/08/2021	Temple	36	34	70	1.0-6	1-6	0	1-0	0-0	0	3	0	0-0	0	0	0	0	3
10/16/2021	UCF	34	28	62	2.0-13	1-12	1	1-0	0-0	2	3	0	3-3	0	0	0	0	21
10/23/2021	at Navy	28	26	54	6.0-13	1-7	0	0-0	1-1	3	2	0	2-2	0	0	0	0	20
10/30/2021	at Tulane	45	16	61	5.0-28	3-24	0	0-0	1-33	0	3	0	1-1	0	0	1	3	12
11/06/2021	Tulsa	34	22	56	3.0-11	2-7	2	2-0	1-0	0	1	0	0-1	0	1	0	0	20
11/12/2021	at South Fla.	50	12	62	1.0-10	1-10	2	2-0	1-61	0	2	0	4-4	0	0	0	14	28
11/20/2021	SMU	35	44	79	1.0-1	0-0	0	0-0	0-0	0	3	1	2-2	0	0	0	0	14
11/26/2021	at East Carolina	33	34	67	5.0-22	2-14	1	1-5	2-0	5	3	0	1-1	0	0	0	0	13
<b>Opponents</b>		<b>433</b>	<b>310</b>	<b>743</b>	<b>39.0-192</b>	<b>18-130</b>	<b>10</b>	<b>10-14</b>	<b>9-127</b>	<b>16</b>	<b>28</b>	<b>1</b>	<b>20-22</b>	<b>0</b>	<b>1</b>	<b>1</b>	<b>45</b>	<b>189</b>
<b>Cincinnati</b>		<b>479</b>	<b>370</b>	<b>849</b>	<b>84.0-283</b>	<b>29-169</b>	<b>11</b>	<b>11-18</b>	<b>17-205</b>	<b>35</b>	<b>47</b>	<b>6</b>	<b>62-64</b>	<b>0</b>	<b>1</b>	<b>0</b>	<b>90</b>	<b>475</b>

Date	Opponent	Punting										Field Goals			Kickoffs			
		no.	yds	avg	long	blkd	tb	fc	50+	i20	md-att	long	blkd	no.	yds	avg	tb	ob
09/04/2021	Miami (OH)	6	212	35.3	53	0	0	3	1	2	0-0	0	0	4	200	50.0	0	0
09/11/2021	Murray St.	5	187	37.4	45	0	0	2	0	0	0-1	0	0	2	104	52.0	0	0
09/18/2021	at Indiana	4	178	44.5	55	0	0	0	1	1	1-1	49	0	5	323	64.6	3	0
10/02/2021	at Notre Dame	6	278	46.3	52	0	1	2	1	2	0-0	0	0	3	195	65.0	3	0
10/08/2021	Temple	7	300	42.9	58	0	0	4	1	1	1-1	55	0	2	127	63.5	1	0
10/16/2021	UCF	9	372	41.3	53	1	1	1	4	0	0-0	0	0	4	255	63.8	2	1
10/23/2021	at Navy	4	184	46.0	64	0	0	0	1	1	2-3	33	1	3	120	40.0	0	0
10/30/2021	at Tulane	4	179	44.8	61	0	0	1	1	2	1-1	41	0	2	127	63.5	1	0
11/06/2021	Tulsa	3	108	36.0	47	0	0	2	0	1	2-3	50	0	5	287	57.4	0	0
11/12/2021	at South Fla.	3	76	25.3	41	0	0	1	0	1	0-0	0	0	5	323	64.6	3	0
11/20/2021	SMU	7	274	39.1	52	1	0	2	1	0	0-1	0	1	3	184	61.3	1	0
11/26/2021	at East Carolina	6	211	35.2	46	1	0	4	0	2	2-3	44	1	4	208	52.0	0	0
<b>Opponents</b>		<b>64</b>	<b>2559</b>	<b>40.0</b>	<b>64</b>	<b>3</b>	<b>2</b>	<b>22</b>	<b>11</b>	<b>13</b>	<b>9-14</b>	<b>55</b>	<b>3</b>	<b>42</b>	<b>2453</b>	<b>58.4</b>	<b>14</b>	<b>1</b>



**2021-22 Cincinnati Football**  
**Overall Team Statistics**  
**All games**

Page 1/2  
as of Nov 27, 2021

**Team Statistics**

	<b>UC</b>	<b>OPP</b>
<b>Scoring</b>	<b>475</b>	<b>189</b>
Points per game	39.6	15.8
Points Off Turnovers	90	45
<b>First Downs</b>	<b>251</b>	<b>219</b>
Rushing	112	101
Passing	126	97
Penalty	13	21
<b>Rushing Yardage</b>	<b>2141</b>	<b>1701</b>
Yards gained rushing	2335	1997
Yards lost rushing	194	296
Rushing attempts	409	489
Average per rush	5.2	3.5
Average per game	178.4	141.8
TDs Rushing	32	14
<b>Passing Yardage</b>	<b>3043</b>	<b>1938</b>
Comp-Att-Int	229-351-9	189-359-17
Average per pass	8.7	5.4
Average per catch	13.3	10.3
Average per game	253.6	161.5
TDs Passing	30	8
<b>Total offense</b>	<b>5184</b>	<b>3639</b>
Total plays	760	848
Average per play	6.8	4.3
Average per game	432.0	303.3
<b>Kick returns: #-Yards</b>	<b>24-552</b>	<b>26-471</b>
<b>Punt returns: #-Yards</b>	<b>20-212</b>	<b>12-20</b>
<b>Int returns: #-Yards</b>	<b>17-205</b>	<b>9-127</b>
<b>Kick return average</b>	<b>23.0</b>	<b>18.1</b>
<b>Punt return average</b>	<b>10.6</b>	<b>1.7</b>
<b>Int return average</b>	<b>12.1</b>	<b>14.1</b>
<b>Fumbles-Lost</b>	<b>17-9</b>	<b>22-11</b>
<b>Penalties-Yards</b>	<b>90-680</b>	<b>78-590</b>
Average per game	56.7	49.2
<b>Punts-Yards</b>	<b>40-1701</b>	<b>64-2559</b>
Average per punt	42.5	40.0
Net punt average	41.4	36.4
<b>Kickoffs-Yards</b>	<b>84-4981</b>	<b>42-2453</b>
Average per kick	59.3	58.4
Net kick average	38.9	36.0
<b>Time of possession / game</b>	<b>27:49</b>	<b>32:07</b>
<b>3rd-down conversion</b>	<b>60/137</b>	<b>61/182</b>
3rd-down pct	44%	34%
<b>4rd-down conversion</b>	<b>12/16</b>	<b>16/33</b>



**2021-22 Cincinnati Football**  
**Overall Team Statistics**  
**All games**

Page 2/2  
 as of Nov 27, 2021

	UC	OPP
4rd-down pct	75%	48%
<b>Sacks by-Yards</b>	<b>29-169</b>	<b>18-130</b>
<b>Misc Yards</b>	<b>0</b>	<b>0</b>
<b>Touchdowns scored</b>	<b>65</b>	<b>23</b>
<b>Field goals - attempts</b>	<b>7-16</b>	<b>9-14</b>
<b>On-Side kicks</b>	<b>0-0</b>	<b>1-1</b>
<b>Red-zone scores</b>	<b>(47-59) 80%</b>	<b>(23-36) 64%</b>
<b>Red-zone touchdowns</b>	<b>(41-59) 69%</b>	<b>(19-36) 53%</b>
<b>PAT-attempts</b>	<b>(63-65) 97%</b>	<b>(21-23) 91%</b>
<b>Attendance</b>	<b>223388</b>	<b>248088</b>
Games / Avg per game	6/37231	6/41348
Neutral site games	-	0/0

**Score by Periods**

Team	1st	2nd	3rd	4th	OT	TOT
Cincinnati	94	140	118	123	0	475
Opponents	24	51	41	73	0	189





**2021-22 Cincinnati Football**  
**Overall Defense Statistics**  
**All games**

Page 1/2  
as of Nov 27, 2021

**Team Defense**

##	Player	gp	Tackles				Sacks	Pass defense			Fumbles		blkd	
			ua	a	tot	tfl/yds	no-yds	int-yds	brup	qbh	fr-yds	ff	kick	saf
41	Joel Dublanko	12	52	47	99	9-33	3.5-26	.	.	8	1-0	1	.	.
0	Darrian Beavers	12	40	42	82	9.5-34	3.5-22	1-0	2	2	2-0	2	.	.
20	Deshawn Pace	12	39	39	78	8-17	0.5-2	4-78	2	.	.	.	1	.
6	Bryan Cook	12	47	29	76	4.5-11	1-2	1-0	7	.	.	.	.	.
13	Ty Van Fossen	12	35	18	53	6.5-10	1-0	.	1	3	.	.	.	.
3	Ja'von Hicks	12	27	19	46	1.5-1	.	2-18	3	.	1-18	.	.	.
92	Curtis Brooks	12	28	18	46	11-45	6-32	.	.	3	1-0	1	.	.
7	Coby Bryant	12	31	8	39	1-5	.	3-95	11	.	.	3	.	.
18	Jowon Briggs	12	7	31	38	3-23	2-22	.	.	1	.	.	.	.
1	Ahmad Gardner	12	25	9	34	2.5-12	2-11	3-7	4	1	.	1	.	.
42	Malik Vann	10	18	13	31	7.5-25	2.5-13	.	3	1	.	1	.	.
9	Arquon Bush	11	21	9	30	1-3	.	3-7	6	1	.	.	2	.
21	Myjai Sanders	12	13	15	28	5.5-11	2-8	.	5	10	1-0	.	.	.
90	Jabari Taylor	12	12	12	24	4.5-26	1.5-12	.	.	2	1-0	1	.	.
99	Marcus Brown	11	9	13	22	.	.	.	.	.	2-0	.	.	.
24	Jaheim Thomas	10	8	12	20	0.5-3	0.5-3	.	.	1	.	.	.	.
29	Jacob Dingle	11	7	9	16	.	.	.	.	.	.	.	.	.
2	Wilson Huber	12	8	5	13	3-17	2-14	.	1	.	1-0	.	1	.
12	Todd Bumphis	12	5	3	8	.	.	.	1	.	.	.	.	.
10	Bryon Threats	10	4	3	7	.	.	.	1	.	.	.	.	.
15	Taj Ward	9	4	2	6	.	.	.	.	.	.	.	.	.
37	Devin Hightower	4	2	3	5	.	.	.	.	.	.	.	.	.
97	Eric Phillips	8	3	2	5	.	.	.	.	1	.	.	.	.
23	Daved Jones Jr.	6	2	2	4	1.5-3	0.5-2	.	.	.	.	.	.	.
5	Jaquan Sheppard	7	2	1	3	.	.	.	.	.	.	.	.	.
21	Tyler Scott	12	1	2	3	.	.	.	.	.	.	.	.	.
7	Tre Tucker	12	3	.	3	.	.	.	.	.	.	.	.	.
4	Ethan Wright	11	3	.	3	.	.	.	.	.	.	.	.	.
36	Will Adams	11	3	.	3	.	.	.	.	.	.	.	.	.
9	Desmond Ridder	12	3	.	3	1-0	.	.	.	.	.	.	.	.
0	Charles McClelland	11	3	.	3	.	.	.	.	.	1-0	1	.	.
98	Mychal Keys	6	1	1	2	0.5-1	.	.	.	1	.	.	.	.
30	Rob Jackson	3	2	.	2	.	.	.	.	.	.	.	.	.
34	Justin Wodtly	4	2	.	2	1-2	.	.	.	.	.	.	.	.
40	Leroy Bowers	1	.	1	1	.	.	.	.	.	.	.	.	.
11	Sammy Anderson	3	1	.	1	1-1	.	.	.	.	.	.	.	.
82	Noah Davis	10	1	.	1	.	.	.	.	.	.	.	.	.
75	John Williams	10	1	.	1	.	.	.	.	.	.	.	.	.
8	Michael Young	10	1	.	1	.	.	.	.	.	.	.	.	.
11	Leonard Taylor	12	1	.	1	.	.	.	.	.	.	.	.	.
91	Alex Bales	12	1	.	1	.	.	.	.	.	.	.	.	.



2021-22 Cincinnati Football  
Overall Defense Statistics  
All games

Page 2/2  
as of Nov 27, 2021

##	Player	gp	Tackles				Sacks	Pass defense			Fumbles		blkd	
			ua	a	tot	tfl/yds	no-yds	int-yds	brup	qbh	fr-yds	ff	kick	saf
96	Dominique Perry	3	.	1	1	.	.	.	.	.	.	.	.	.
24	Jerome Ford	11	1	.	1	.	.	.	.	.	.	.	.	.
15	Nate Meyer	3	1	.	1	.	.	.	.	.	.	.	.	.
81	Josh Whyte	12	1	.	1	.	.	.	.	.	.	.	1	.
35	Ryan Royer	9	.	.	.	.	.	.	.	.	.	.	1	.
<b>Totals</b>		<b>12</b>	<b>479</b>	<b>370</b>	<b>849</b>	<b>84-283</b>	<b>29-169</b>	<b>17-205</b>	<b>47</b>	<b>35</b>	<b>11-18</b>	<b>11</b>	<b>6</b>	<b>0</b>
Opponents		12	433	310	743	39-192	18-130	9-127	28	16	10-14	10	1	1



**2021-22 Cincinnati Football**  
**Team Game Highs**  
**All games**

Page 1/1  
 as of Nov 27, 2021

**Cincinnati - Game Highs**

<b>RUSHES</b>	42	UCF (10/16/2021)
<b>YARDS RUSHING</b>	336	UCF (10/16/2021)
<b>YARDS PER RUSH</b>	8.5	Temple (10/08/2021)
<b>TD RUSHES</b>	6	UCF (10/16/2021)
<b>PASS ATTEMPTS</b>	40	at South Fla. (11/12/2021)
<b>PASS COMPLETIONS</b>	31	at South Fla. (11/12/2021)
<b>YARDS PASSING</b>	304	at South Fla. (11/12/2021)
<b>YARDS PER PASS</b>	11.9	Tulsa (11/06/2021)
<b>TD PASSES</b>	5	SMU (11/20/2021)
<b>TOTAL PLAYS</b>	76	at South Fla. (11/12/2021)
<b>TOTAL OFFENSE</b>	543	SMU (11/20/2021)
<b>YARDS PER PLAY</b>	9.5	Miami (OH) (09/04/2021)
<b>POINTS</b>	56	UCF (10/16/2021)
<b>SACKS BY</b>	6	Temple (10/08/2021)
<b>FIRST DOWNS</b>	30	at South Fla. (11/12/2021)
<b>PENALTIES</b>	13	SMU (11/20/2021)
<b>PENALTY YARDS</b>	93	at Navy (10/23/2021)
<b>TURNOVERS</b>	3	at East Carolina (11/26/2021)
	3	at South Fla. (11/12/2021)
	3	Tulsa (11/06/2021)
<b>PUNTS</b>	5	at Notre Dame (10/02/2021)
	5	UCF (10/16/2021)
	5	at Indiana (09/18/2021)
<b>PUNTING AVG</b>	47.3	Temple (10/08/2021)
<b>LONG PUNT</b>	52	UCF (10/16/2021)
<b>PUNTS INSIDE 20</b>	3	UCF (10/16/2021)
<b>LONG PUNT RETURN</b>	30	Temple (10/08/2021)



## 2021-22 Cincinnati Football Combined Team Statistics All games

Page 1/4  
as of Nov 27, 2021

### Team Results

	Date	Opponent		Score	Att.
	09/04/2021	Miami (OH)	W	49-14	37978
	09/11/2021	Murray St.	W	42-7	33498
	09/18/2021	at Indiana	W	38-24	52656
	10/02/2021	at Notre Dame	W	24-13	77622
*	10/08/2021	Temple	W	52-3	37978
*	10/16/2021	UCF	W	56-21	37978
*	10/23/2021	at Navy	W	27-20	32004
*	10/30/2021	at Tulane	W	31-12	17012
*	11/06/2021	Tulsa	W	28-20	37978
*	11/12/2021	at South Fla.	W	45-28	30780
*	11/20/2021	SMU	W	48-14	37978
*	11/26/2021	at East Carolina	W	35-13	38014

### Rushing

Player	gp	att	gain	loss	net	avg	td	lg	avg/g
Jerome Ford	11	182	1073	17	1056	5.8	17	79	96.0
Desmond Ridder	12	93	491	139	352	3.8	6	40	29.3
Ryan Montgomery	12	43	310	2	308	7.2	3	55	25.7
Charles McClelland	11	37	193	5	188	5.1	1	28	17.1
Ethan Wright	11	29	154	1	153	5.3	3	58	13.9
Evan Prater	7	12	105	0	105	8.8	2	33	15.0
Tre Tucker	12	1	9	0	9	9.0	0	9	0.8
Team	12	12	0	30	-30	-2.5	0	0	-2.5
<b>Total</b>	<b>12</b>	<b>409</b>	<b>2335</b>	<b>194</b>	<b>2141</b>	<b>5.2</b>	<b>32</b>	<b>79</b>	<b>178.4</b>
<b>Opponents</b>	<b>12</b>	<b>489</b>	<b>1997</b>	<b>296</b>	<b>1701</b>	<b>3.5</b>	<b>14</b>	<b>51</b>	<b>141.8</b>

### Passing

Player	gp	effic	comp-att-int	pct	yds	td	lg	avg/g
Desmond Ridder	12	162.2	223-338-8	66.0	3000	27	81	250.0
Evan Prater	7	116.3	5-11-1	45.5	38	2	18	5.4
Jordan Jones	5	472.0	1-1-0	100.0	5	1	5	1.0
Team	12	0.0	0-1-0	0.0	0	0	0	0.0
<b>Total</b>	<b>12</b>	<b>161.1</b>	<b>229-351-9</b>	<b>65.2</b>	<b>3043</b>	<b>30</b>	<b>81</b>	<b>253.6</b>
<b>Opponents</b>	<b>12</b>	<b>95.9</b>	<b>189-359-17</b>	<b>52.6</b>	<b>1938</b>	<b>8</b>	<b>80</b>	<b>161.5</b>

### Receiving

Player	gp	no.	yds	avg	td	lg	avg/g
Alec Pierce	12	48	802	16.7	6	53	66.8
Tre Tucker	12	31	397	12.8	2	48	33.1
Leonard Taylor	12	26	266	10.2	3	44	22.2
Tyler Scott	12	25	452	18.1	4	81	37.7
Michael Young	10	24	298	12.4	2	38	29.8
Josh Whyle	12	22	285	13.0	6	31	23.8
Jerome Ford	11	17	192	11.3	1	34	17.5
Jadon Thompson	10	14	208	14.9	0	47	20.8
Charles McClelland	11	5	34	6.8	0	15	3.1
Jordan Jones	5	4	31	7.8	1	11	6.2
Ryan Montgomery	12	4	19	4.8	1	8	1.6
Desmond Ridder	12	2	8	4.0	2	5	0.7
Ethan Wright	11	2	15	7.5	0	10	1.4
Payten Singletary	6	2	22	11.0	1	18	3.7
Noah Davis	10	1	2	2.0	1	2	0.2
Chris Scott	7	1	6	6.0	0	6	0.9
Will Pauling	4	1	6	6.0	0	6	1.5
<b>Total</b>	<b>12</b>	<b>229</b>	<b>3043</b>	<b>13.3</b>	<b>30</b>	<b>81</b>	<b>253.6</b>
<b>Opponents</b>	<b>12</b>	<b>189</b>	<b>1938</b>	<b>10.3</b>	<b>8</b>	<b>80</b>	<b>161.5</b>

### Game Records

Record	Overall	Home	Away	Neutral
ALL GAMES	12-0	6-0	6-0	0-0
CONFERENCE	8-0	4-0	4-0	0-0
NON-CONFERENCE	4-0	2-0	2-0	0-0

### Team Statistics

	UC	OPP
<b>First Downs</b>	<b>251</b>	<b>219</b>
Rushing	112	101
Passing	126	97
Penalty	13	21
<b>Rushing Yardage</b>	<b>2141</b>	<b>1701</b>
Rushing attempts	409	489
Average per rush	5.2	3.5
Average per game	178.4	141.8
TDs Rushing	32	14
<b>Passing Yardage</b>	<b>3043</b>	<b>1938</b>
Comp-Att-Int	229-351-9	189-359-17
Average per pass	8.7	5.4
Average per catch	13.3	10.3
Average per game	253.6	161.5
TDs Passing	30	8
<b>Total offense</b>	<b>5184</b>	<b>3639</b>
Average per play	6.8	4.3
Average per game	432.0	303.3
<b>Kick returns: #-Yards</b>	<b>24-552</b>	<b>26-471</b>
<b>Punt returns: #-Yards</b>	<b>20-212</b>	<b>12-20</b>
<b>Int returns: #-Yards</b>	<b>17-205</b>	<b>9-127</b>
<b>Fumbles-Lost</b>	<b>17-9</b>	<b>22-11</b>
<b>Penalties-Yards</b>	<b>90-680</b>	<b>78-590</b>
<b>Punts-Avg</b>	<b>40-42.5</b>	<b>64-40.0</b>
<b>Time of possession / game</b>	<b>27:49</b>	<b>32:07</b>
<b>3rd-down conversion</b>	<b>60/137</b>	<b>61/182</b>
<b>4rd-down conversion</b>	<b>12/16</b>	<b>16/33</b>

### Interceptions

Player	no.	yds	avg	td	lg
Deshawn Pace	4	78	19.5	0	39
Coby Bryant	3	95	31.7	1	74
Arquon Bush	3	7	2.3	0	4
Ahmad Gardner	3	7	2.3	0	4
Ja'von Hicks	2	18	9.0	0	11
Bryan Cook	1	0	0.0	0	0
Darrian Beavers	1	0	0.0	0	0
<b>Total</b>	<b>17</b>	<b>205</b>	<b>12.1</b>	<b>1</b>	<b>74</b>
<b>Opponents</b>	<b>9</b>	<b>127</b>	<b>14.1</b>	<b>1</b>	<b>61</b>





## 2021-22 Cincinnati Football Combined Team Statistics All games

Page 2/4  
as of Nov 27, 2021

### Field Goals

Player	fg	pct.	01-19	20-29	30-39	40-49	50-99	lg	blk
Cole Smith	3-8	37.5	0-0	1-1	2-5	0-2	0-0	32	0
Alex Bales	2-5	40.0	0-0	1-1	0-2	0-1	1-1	52	1
Christian Lowery	2-3	66.7	0-0	1-1	1-1	0-1	0-0	32	0
<b>Opponents</b>	<b>9-14</b>	<b>64.3</b>	<b>0-0</b>	<b>1-1</b>	<b>3-5</b>	<b>3-4</b>	<b>2-4</b>	<b>55</b>	<b>3</b>

### Scoring

			PAT						
Player	td	fg	kick	rush	rcv	pass	dxp	saf	pts
Jerome Ford	18	-	-	-	-	-	-	-	108
Desmond Ridder	8	-	-	-	-	1	-	-	48
Cole Smith	-	3-8	34-35	-	-	-	-	-	43
Alec Pierce	6	-	-	-	-	-	-	-	36
Josh Whyte	6	-	-	-	-	-	-	-	36
Ryan Montgomery	4	-	-	-	-	-	-	-	24
Tyler Scott	4	-	-	-	-	-	-	-	24
Christian Lowery	-	2-3	15-15	-	-	-	-	-	21
Leonard Taylor	3	-	-	-	1	-	-	-	20
Ethan Wright	3	-	-	-	-	-	-	-	18
Alex Bales	-	2-5	12-13	-	-	-	-	-	18
Tre Tucker	3	-	-	-	-	-	-	-	18
Michael Young	2	-	-	-	-	-	-	-	12
Evan Prater	2	-	-	-	-	-	-	-	12
Ahmad Gardner	1	-	-	-	-	-	-	-	6
Charles McClelland	1	-	-	-	-	-	-	-	6
Noah Davis	1	-	-	-	-	-	-	-	6
Coby Bryant	1	-	-	-	-	-	-	-	6
Payten Singletary	1	-	-	-	-	-	-	-	6
Jordan Jones	1	-	-	-	-	-	-	-	6
Jabari Taylor	-	-	1-1	-	-	-	-	-	1
Total	65	7-16	62-64	0	1	1	0	0	475
Opponents	23	9-14	20-22	0	1	1	0	1	189

### Score by Periods

Team	1st	2nd	3rd	4th	OT	TOT
Cincinnati	94	140	118	123	0	475
Opponents	24	51	41	73	0	189

### Punting

Player	no.	yds	avg	lg	tb	fc	i20	50+	blk
Mason Fletcher	40	1701	42.5	52	2	19	13	4	0
<b>Total</b>	<b>40</b>	<b>1701</b>	<b>42.5</b>	<b>52</b>	<b>2</b>	<b>19</b>	<b>13</b>	<b>4</b>	<b>0</b>
<b>Opponents</b>	<b>64</b>	<b>2559</b>	<b>40.0</b>	<b>64</b>	<b>2</b>	<b>22</b>	<b>13</b>	<b>11</b>	<b>3</b>

### Punt Returns

Player	no.	yds	avg	td	lg
Ryan Montgomery	19	217	11.4	0	30
Tre Tucker	1	-5	-5.0	0	0
<b>Total</b>	<b>20</b>	<b>212</b>	<b>10.6</b>	<b>0</b>	<b>30</b>
<b>Opponents</b>	<b>12</b>	<b>20</b>	<b>1.7</b>	<b>0</b>	<b>12</b>

### Kick Returns

Player	no.	yds	avg	td	lg
Tre Tucker	19	482	25.4	1	99
Tyler Scott	4	62	15.5	0	22
Michael Kopaygorodsky	1	8	8.0	0	8
<b>Total</b>	<b>24</b>	<b>552</b>	<b>23.0</b>	<b>1</b>	<b>99</b>
<b>Opponents</b>	<b>26</b>	<b>471</b>	<b>18.1</b>	<b>0</b>	<b>48</b>

### All Purpose

Player	g	rush	rcv	pr	kr	ir	total	avg/g
Jerome Ford	11	1056	192	0	0	0	1248	113.5
Tre Tucker	12	9	397	-5	482	0	883	73.6
Alec Pierce	12	0	802	0	0	0	802	66.8
Ryan Montgomery	12	308	19	217	0	0	544	45.3
Tyler Scott	12	0	452	0	62	0	514	42.8
Desmond Ridder	12	352	8	0	0	0	360	30.0
Michael Young	10	0	298	0	0	0	298	29.8
Josh Whyte	12	0	285	0	0	0	285	23.8
Leonard Taylor	12	0	266	0	0	0	266	22.2
Charles McClelland	11	188	34	0	0	0	222	20.2
Jadon Thompson	10	0	208	0	0	0	208	20.8
Ethan Wright	11	153	15	0	0	0	168	15.3
Evan Prater	7	105	0	0	0	0	105	15.0
Coby Bryant	12	0	0	0	0	95	95	7.9
Deshawn Pace	12	0	0	0	0	78	78	6.5
Jordan Jones	5	0	31	0	0	0	31	6.2
Payten Singletary	6	0	22	0	0	0	22	3.7
Ja'von Hicks	12	0	0	0	0	18	18	1.5
Michael Kopaygorodsky	8	0	0	0	8	0	8	1.0
Ahmad Gardner	12	0	0	0	0	7	7	0.6
Arquon Bush	11	0	0	0	0	7	7	0.6
Chris Scott	7	0	6	0	0	0	6	0.9
Will Pauling	4	0	6	0	0	0	6	1.5
Noah Davis	10	0	2	0	0	0	2	0.2
<b>Total</b>	<b>12</b>	<b>2141</b>	<b>3043</b>	<b>212</b>	<b>552</b>	<b>205</b>	<b>6153</b>	<b>512.8</b>
<b>Opponents</b>	<b>12</b>	<b>1701</b>	<b>1938</b>	<b>20</b>	<b>471</b>	<b>127</b>	<b>4257</b>	<b>354.8</b>

### Total Offense

Player	g	plays	rush	pass	total	avg/g
Desmond Ridder	12	431	352	3000	3352	279.3
Jerome Ford	11	182	1056	0	1056	96.0
Ryan Montgomery	12	43	308	0	308	25.7
Charles McClelland	11	37	188	0	188	17.1
Ethan Wright	11	29	153	0	153	13.9
Evan Prater	7	23	105	38	143	20.4
Tre Tucker	12	1	9	0	9	0.8
Jordan Jones	5	1	0	5	5	1.0
<b>Total</b>	<b>12</b>	<b>760</b>	<b>2141</b>	<b>3043</b>	<b>5184</b>	<b>432.0</b>
<b>Opponents</b>	<b>12</b>	<b>848</b>	<b>1701</b>	<b>1938</b>	<b>3639</b>	<b>303.3</b>

### Team Defense

			Tackles				Sacks	Pass defense			Fumbles	blkd		
##	Player	gp	ua	a	tot	tfl/yds	no-yds	int-yds	brup	qbh	fr-yds	ff	kick	saf
41	Joel Dublanko	12	52	47	99	9-33	3.5-26	.	.	8	1-0	1	.	.
0	Darrian Beavers	12	40	42	82	9.5-34	3.5-22	1-0	2	2	2-0	2	.	.
20	Deshawn Pace	12	39	39	78	8-17	0.5-2	4-78	2	.	.	.	1	.
6	Bryan Cook	12	47	29	76	4.5-11	1-2	1-0	7	.	.	.	.	.



**2021-22 Cincinnati Football  
Combined Team Statistics  
All games**

Page 3/4  
as of Nov 27, 2021

#	Player	gp	Tackles				Sacks	Pass defense			Fumbles		blkd	
			ua	a	tot	tfl/yds		int-yds	brup	qbh	fr-yds	ff	kick	saf
13	Ty Van Fossen	12	35	18	53	6.5-10	1-0	.	1	3	.	.	.	.
92	Curtis Brooks	12	28	18	46	11-45	6-32	.	.	3	1-0	1	.	.
3	Ja'von Hicks	12	27	19	46	1.5-1	.	2-18	3	.	1-18	.	.	.
7	Coby Bryant	12	31	8	39	1-5	.	3-95	11	.	.	3	.	.
18	Jowon Briggs	12	7	31	38	3-23	2-22	.	.	1	.	.	.	.
1	Ahmad Gardner	12	25	9	34	2.5-12	2-11	3-7	4	1	.	1	.	.
42	Malik Vann	10	18	13	31	7.5-25	2.5-13	.	3	1	.	1	.	.
9	Arquon Bush	11	21	9	30	1-3	.	3-7	6	1	.	.	2	.
21	Myjai Sanders	12	13	15	28	5.5-11	2-8	.	5	10	1-0	.	.	.
90	Jabari Taylor	12	12	12	24	4.5-26	1.5-12	.	.	2	1-0	1	.	.
99	Marcus Brown	11	9	13	22	.	.	.	.	.	2-0	.	.	.
24	Jaheim Thomas	10	8	12	20	0.5-3	0.5-3	.	.	1	.	.	.	.
29	Jacob Dingle	11	7	9	16	.	.	.	.	.	.	.	.	.
2	Wilson Huber	12	8	5	13	3-17	2-14	.	1	.	1-0	.	1	.
12	Todd Bumphis	12	5	3	8	.	.	.	1	.	.	.	.	.
10	Bryon Threats	10	4	3	7	.	.	.	1	.	.	.	.	.
15	Taj Ward	9	4	2	6	.	.	.	.	.	.	.	.	.
37	Devin Hightower	4	2	3	5	.	.	.	.	.	.	.	.	.
97	Eric Phillips	8	3	2	5	.	.	.	.	1	.	.	.	.
23	Daved Jones Jr.	6	2	2	4	1.5-3	0.5-2	.	.	.	.	.	.	.
36	Will Adams	11	3	.	3	.	.	.	.	.	.	.	.	.
9	Desmond Ridder	12	3	.	3	1-0	.	.	.	.	.	.	.	.
4	Ethan Wright	11	3	.	3	.	.	.	.	.	.	.	.	.
0	Charles McClelland	11	3	.	3	.	.	.	.	.	1-0	1	.	.
21	Tyler Scott	12	1	2	3	.	.	.	.	.	.	.	.	.
7	Tre Tucker	12	3	.	3	.	.	.	.	.	.	.	.	.
5	Jaquan Sheppard	7	2	1	3	.	.	.	.	.	.	.	.	.
34	Justin Wodtly	4	2	.	2	1-2	.	.	.	.	.	.	.	.
98	Mychal Keys	6	1	1	2	0.5-1	.	.	.	1	.	.	.	.
30	Rob Jackson	3	2	.	2	.	.	.	.	.	.	.	.	.
11	Sammy Anderson	3	1	.	1	1-1	.	.	.	.	.	.	.	.
81	Josh Whyte	12	1	.	1	.	.	.	.	.	.	.	1	.
8	Michael Young	10	1	.	1	.	.	.	.	.	.	.	.	.
82	Noah Davis	10	1	.	1	.	.	.	.	.	.	.	.	.
24	Jerome Ford	11	1	.	1	.	.	.	.	.	.	.	.	.
15	Nate Meyer	3	1	.	1	.	.	.	.	.	.	.	.	.
91	Alex Bales	12	1	.	1	.	.	.	.	.	.	.	.	.
75	John Williams	10	1	.	1	.	.	.	.	.	.	.	.	.
96	Dominique Perry	3	.	1	1	.	.	.	.	.	.	.	.	.
11	Leonard Taylor	12	1	.	1	.	.	.	.	.	.	.	.	.
40	Leroy Bowers	1	.	1	1	.	.	.	.	.	.	.	.	.
<b>Totals</b>		<b>12</b>	<b>479</b>	<b>370</b>	<b>849</b>	<b>84-283</b>	<b>29-169</b>	<b>17-205</b>	<b>47</b>	<b>35</b>	<b>11-18</b>	<b>11</b>	<b>6</b>	<b>0</b>



**2021-22 Cincinnati Football**  
**Combined Team Statistics**  
**All games**

Page 4/4  
 as of Nov 27, 2021

			Tackles				Sacks	Pass defense			Fumbles		blkd	
##	Player	gp	ua	a	tot	tfl/yds	no-yds	int-yds	brup	qbh	fr-yds	ff	kick	saf
	Opponents	12	433	310	743	39-192	18-130	9-127	28	16	10-14	10	1	1



**2021-22 Cincinnati Football**  
**Total Tackles Game-by-Game**  
**All games**

Page 1/1  
 as of Nov 27, 2021

**Total Tackles**

Player	S-A	Total	Miami	MSU	IND	ND	Temple	UCF	Navy	Tulane	Tulsa	USF	SMU	ECU
Joel Dublanko	52-47	99	3-3	3-5	4-2	3-3	2-5	5-5	9-6	8-1	9-8	0-1	1-3	5-5
Darrian Beavers	40-42	82	1-5	6-2	6-3	3-4	3-3	0-2	3-11	5-1	4-6	5-2	2-1	2-2
Deshawn Pace	39-39	78	2-6	4-3	9-1	5-2	3-4	3-2	6-3	1-1	2-5	3-2	0-7	1-3
Bryan Cook	47-29	76	1-2	3-0	5-1	3-1	4-2	4-4	4-4	5-0	8-6	5-2	2-4	3-3
Ty Van Fossen	35-18	53	0-1	1-0	3-3	7-1	0-2	-	4-4	4-0	7-4	7-0	1-1	1-2
Curtis Brooks	28-18	46	2-2	4-1	1-2	1-3	-	2-0	7-3	3-0	2-1	1-1	2-1	3-4
Ja'von Hicks	27-19	46	0-3	2-0	2-0	2-0	2-0	1-0	4-5	4-1	4-4	2-2	2-1	2-3
Coby Bryant	31-8	39	4-0	2-1	-	6-1	3-4	1-0	0-1	2-0	2-1	6-0	2-0	3-0
Jowon Briggs	7-31	38	0-6	0-4	1-1	1-1	0-4	0-1	1-1	1-0	0-2	1-0	1-5	1-6
Ahmad Gardner	25-9	34	2-1	0-2	-	1-1	2-1	4-2	1-0	3-0	3-2	1-0	-	8-0
Malik Vann	18-13	31	4-2	0-4	2-1	1-1	1-1	1-1	2-1	6-0	DNP	1-0	DNP	0-2
Arquon Bush	21-9	30	1-1	3-1	2-1	2-1	0-1	3-0	-	DNP	3-2	1-0	3-2	3-0
Myjai Sanders	13-15	28	1-1	0-1	0-2	2-1	1-0	0-1	5-2	1-0	0-3	2-0	0-2	1-2
Jabari Taylor	12-12	24	4-1	-	-	1-1	0-2	1-0	1-2	1-0	0-1	2-0	-	2-5
Marcus Brown	9-13	22	0-1	1-2	0-1	DNP	1-0	0-2	4-2	1-0	0-2	0-1	0-2	2-0
Jaheim Thomas	8-12	20	1-1	0-2	1-0	DNP	0-3	3-4	-	3-1	-	-	0-1	DNP
Jacob Dingle	7-9	16	3-1	-	-	1-0	1-3	0-1	-	DNP	-	0-3	2-1	-
Wilson Huber	8-5	13	0-1	1-1	1-0	-	1-1	1-1	-	0-1	1-0	1-0	1-0	1-0
Todd Bumphis	5-3	8	0-1	1-0	1-0	2-0	0-1	-	-	-	-	-	1-1	-
Bryon Threats	4-3	7	-	1-0	-	DNP	DNP	0-1	-	1-0	-	2-0	0-2	-
Taj Ward	4-2	6	0-2	-	DNP	DNP	-	DNP	-	-	1-0	-	3-0	-
Eric Phillips	3-2	5	1-0	-	DNP	DNP	-	0-1	2-1	-	-	-	DNP	DNP
Devin Hightower	2-3	5	DNP	-	DNP	DNP	1-2	1-1	DNP	DNP	DNP	DNP	DNP	-
Daved Jones Jr.	2-2	4	DNP	1-1	-	DNP	0-1	-	DNP	DNP	DNP	DNP	1-0	-
Charles McClelland	3-0	3	-	1-0	-	DNP	-	-	-	-	-	1-0	1-0	-
Ethan Wright	3-0	3	1-0	-	-	DNP	-	1-0	-	1-0	-	-	-	-
Tre Tucker	3-0	3	-	-	-	-	-	1-0	1-0	-	1-0	-	-	-
Will Adams	3-0	3	-	-	-	DNP	2-0	1-0	-	-	-	-	-	-
Desmond Ridder	3-0	3	-	-	-	1-0	-	-	-	1-0	-	-	-	1-0
Jaquan Sheppard	2-1	3	-	1-0	DNP	DNP	-	1-1	-	DNP	-	DNP	-	DNP
Tyler Scott	1-2	3	-	-	-	0-1	-	-	1-0	-	0-1	-	-	-
Rob Jackson	2-0	2	DNP	DNP	-	DNP	1-0	DNP	DNP	DNP	DNP	DNP	DNP	1-0
Justin Wodtly	2-0	2	DNP	1-0	DNP	DNP	-	1-0	DNP	DNP	DNP	DNP	-	DNP
Mychal Keys	1-1	2	-	-	DNP	DNP	-	DNP	1-0	-	DNP	DNP	0-1	DNP
Leonard Taylor	1-0	1	-	-	1-0	-	-	-	-	-	-	-	-	-
Nate Meyer	1-0	1	DNP	DNP	DNP	DNP	-	DNP	DNP	1-0	DNP	DNP	-	DNP
Alex Bales	1-0	1	-	-	-	-	-	-	1-0	-	-	-	-	-
Josh Whyle	1-0	1	-	-	-	-	1-0	-	-	-	-	-	-	-
Noah Davis	1-0	1	DNP	-	-	DNP	-	-	-	-	-	-	1-0	-
John Williams	1-0	1	-	-	1-0	DNP	-	-	DNP	-	-	-	-	-
Michael Young	1-0	1	-	-	-	-	-	-	1-0	-	-	-	DNP	DNP
Jerome Ford	1-0	1	-	-	-	-	-	-	-	1-0	-	DNP	-	-
Sammy Anderson	1-0	1	DNP	1-0	DNP	DNP	DNP	-	DNP	DNP	-	DNP	DNP	DNP
Dominique Perry	0-1	1	DNP	-	DNP	DNP	DNP	DNP	DNP	DNP	DNP	DNP	-	0-1
Leroy Bowers	0-1	1	DNP	DNP	DNP	DNP	DNP	DNP	DNP	DNP	DNP	DNP	0-1	DNP





**2021-22 Cincinnati Football**  
**Rushing/Receiving Game-by-Game**  
**All games**

Page 1/1  
as of Nov 27, 2021

### Rushing

Player	No-Yds/TD	Miami	MSU	IND	ND	Temple	UCF	Navy	Tulane	Tulsa	USF	SMU	ECU
Jerome Ford	182-1056/17	12-121/1	18-113/3	20-66/2	17-71/0	15-149/2	20-189/4	15-90/1	18-65/1	7-24/1	DNP	20-83/1	20-85/1
Desmond Ridder	93-352/6	6-31/1	4-4/0	10-55/1	10-26/1	3-6/0	4-14/0	5-6/0	13-47/0	12-43/1	13-65/1	3-46/1	10-17/0
Ryan Montgomery	43-308/3	3-17/0	4-7/0	-	-	4-6/0	8-95/0	-	3-13/0	6-36/0	6-72/2	3-21/0	6-41/1
Charles McClelland	37-188/1	4-36/0	1-3/0	3-12/0	DNP	5-39/1	5-20/0	-	2-0/0	5-17/0	6-34/0	6-33/0	-
Ethan Wright	29-153/3	2-4/0	2-3/0	-	DNP	5-76/1	4-12/1	-	-	-	10-37/1	6-21/0	-
Evan Prater	12-105/2	4-38/1	3-14/0	DNP	DNP	1-3/0	1-6/1	-	-	DNP	DNP	3-44/0	DNP
Tre Tucker	1-9/0	-	-	-	-	-	-	-	-	1-9/0	-	-	-

### Receiving

Player	No-Yds/TD	Miami	MSU	IND	ND	Temple	UCF	Navy	Tulane	Tulsa	USF	SMU	ECU
Alec Pierce	48-802/6	2-29/0	2-35/0	5-86/1	6-144/0	6-93/0	1-19/1	5-37/0	2-47/0	5-113/1	3-24/0	3-39/2	8-136/1
Tre Tucker	31-397/2	2-4/0	1-48/0	3-18/0	2-34/1	3-51/0	1-2/0	1-16/0	3-24/0	-	6-51/1	7-114/0	2-35/0
Leonard Taylor	26-266/3	2-12/1	1-4/0	2-24/0	4-70/1	3-11/0	4-47/0	2-16/0	1-1/0	1-4/0	3-30/0	1-3/0	2-52/1
Tyler Scott	25-452/4	1-81/1	4-74/1	2-17/0	-	1-38/1	2-22/0	3-23/0	2-25/0	1-15/0	2-27/0	5-94/1	2-36/0
Michael Young	24-298/2	1-8/0	3-67/0	4-35/0	4-36/0	3-17/1	1-12/0	1-13/0	1-9/0	2-48/1	4-53/0	DNP	DNP
Josh Whyte	22-285/6	2-32/1	-	1-4/0	1-5/0	2-30/0	1-2/0	4-60/2	4-79/2	1-10/0	5-61/1	-	1-2/0
Jerome Ford	17-192/1	2-19/0	-	1-1/0	1-1/0	2-5/0	1-23/0	2-11/0	4-42/1	2-67/0	DNP	2-23/0	-
Jadon Thompson	14-208/0	4-79/0	1-12/0	1-21/0	-	1-8/0	-	DNP	DNP	3-25/0	2-23/0	-	2-40/0
Charles McClelland	5-34/0	-	-	1-4/0	DNP	1-6/0	1-8/0	-	-	-	2-16/0	-	-
Jordan Jones	4-31/1	2-13/0	DNP	-	1-7/0	-	DNP	DNP	DNP	DNP	DNP	1-11/1	DNP
Ryan Montgomery	4-19/1	1-8/1	1-1/0	-	-	-	-	-	-	-	2-10/0	-	-
Payten Singletary	2-22/1	-	1-18/1	DNP	DNP	1-4/0	-	DNP	-	DNP	DNP	-	DNP
Ethan Wright	2-15/0	1-10/0	-	-	DNP	-	1-5/0	-	-	-	-	-	-
Desmond Ridder	2-8/2	-	-	-	-	-	-	-	-	-	1-3/0	1-5/1	-
Chris Scott	1-6/0	DNP	DNP	DNP	DNP	-	-	-	-	DNP	1-6/0	-	-
Will Pauling	1-6/0	-	DNP	DNP	DNP	DNP	DNP	DNP	-	DNP	DNP	1-6/0	-
Noah Davis	1-2/1	DNP	1-2/1	-	DNP	-	-	-	-	-	-	-	-



**2021-22 Cincinnati Football**  
Returns Game-by-Game  
All games

Page 1/1  
as of Nov 27, 2021

**Punt Returns**

Player	No-Yds	Miami	MSU	IND	ND	Temple	UCF	Navy	Tulane	Tulsa	USF	SMU	ECU
Ryan Montgomery	19-217	1--1	2-4	2-30	2-17	2-35	2-23	3-38	1-8	-	-	4-63	-
Tre Tucker	1--5	-	-	1--5	-	-	-	-	-	-	-	-	-

**Kick Returns**

Player	No-Yds	Miami	MSU	IND	ND	Temple	UCF	Navy	Tulane	Tulsa	USF	SMU	ECU
Tre Tucker	19-482	3-61	1-25	2-117	-	1-28	1-36	2-36	1-17	4-91	2-44	1-12	1-15
Tyler Scott	4-62	-	1-22	-	-	-	-	-	-	-	-	-	3-40
Michael Kopaygorodsky	1-8	DNP	-	-	DNP	DNP	-	1-8	DNP	-	-	-	-

**Interceptions Returns**

Player	No-Yds	Miami	MSU	IND	ND	Temple	UCF	Navy	Tulane	Tulsa	USF	SMU	ECU
Deshawn Pace	4-78	-	-	1-39	1-27	-	1-4	-	-	-	1-8	-	-
Coby Bryant	3-95	-	-	-	-	1-21	1-74	-	1-0	-	-	-	-
Ahmad Gardner	3-7	-	1-0	-	1-4	-	-	-	-	-	1-3	-	-
Arquon Bush	3-7	-	1-2	1-4	-	-	-	1-1	DNP	-	-	-	-
Ja'von Hicks	2-18	-	1-11	-	-	-	-	-	1-7	-	-	-	-
Darrian Beavers	1-0	-	-	-	-	-	-	-	-	-	-	-	1-0
Bryan Cook	1-0	-	-	1-0	-	-	-	-	-	-	-	-	-

**Fumble Returns**

Player	No-Yds	Miami	MSU	IND	ND	Temple	UCF	Navy	Tulane	Tulsa	USF	SMU	ECU
--------	--------	-------	-----	-----	----	--------	-----	------	--------	-------	-----	-----	-----



**2021-22 Cincinnati Football**  
**Sacks Game-by-Game**  
**All games**

Page 1/1  
 as of Nov 27, 2021

Player	UA-A	Total	Miami	MSU	IND	ND	Temple	UCF	Navy	Tulane	Tulsa	USF	SMU	ECU
Curtis Brooks	5-2	6	-	-	-	0.5-3	-	1-2	1-6	-	1-0	-	2-16	0.5-5
Joel Dublanko	2-3	3.5	-	0.5-2	-	-	1-10	-	-	0.5-3	-	-	-	1.5-11
Darrian Beavers	2-3	3.5	0.5-3	0.5-1	1-6	0.5-4	1-8	-	-	-	-	-	-	-
Malik Vann	2-1	2.5	-	-	-	0.5-4	1-1	-	-	1-8	DNP	-	DNP	-
Ahmad Gardner	2-0	2	-	-	-	-	-	-	-	-	1-1	1-10	-	-
Wilson Huber	2-0	2	-	-	-	-	1-7	-	-	-	-	-	1-7	-
Myjai Sanders	2-0	2	-	-	-	-	-	-	-	1-2	-	1-6	-	-
Jowon Briggs	1-2	2	-	-	-	-	-	-	-	1-16	-	-	-	1-6
Jabari Taylor	1-1	1.5	1-8	-	-	0.5-4	-	-	-	-	-	-	-	-
Bryan Cook	1-0	1	-	-	-	-	1-2	-	-	-	-	-	-	-
Ty Van Fossen	1-0	1	-	-	-	-	-	-	-	-	-	1-0	-	-
Deshawn Pace	0-1	0.5	-	-	-	-	0.5-2	-	-	-	-	-	-	-
Daved Jones Jr.	0-1	0.5	DNP	-	-	DNP	0.5-2	-	DNP	DNP	DNP	DNP	-	-
Jaheim Thomas	0-1	0.5	-	-	-	DNP	-	-	-	0.5-3	-	-	-	DNP



**2021-22 Cincinnati Football**  
**Tackles For Loss Game-by-Game**  
**All games**

Page 1/1  
 as of Nov 27, 2021

Player	UA-A	Total	Miami	MSU	IND	ND	Temple	UCF	Navy	Tulane	Tulsa	USF	SMU	ECU
Curtis Brooks	10-2	11.0	-	1.0-1	-	1.5-5	-	1.0-2	3.0-14	1.0-2	1.0-0	-	2.0-16	0.5-5
Darrian Beavers	6-7	9.5	0.5-3	0.5-1	2.0-8	0.5-4	1.0-8	-	1.0-1	1.0-2	-	1.0-3	0.5-1	1.5-3
Joel Dublanko	7-4	9.0	-	2.0-4	1.0-1	-	1.0-10	-	2.0-3	0.5-3	1.0-1	-	-	1.5-11
Deshawn Pace	7-2	8.0	1.0-2	-	1.0-1	1.0-1	0.5-2	1.0-4	2.0-5	-	0.5-1	-	-	1.0-1
Malik Vann	6-3	7.5	1.0-2	0.5-1	1.5-3	0.5-4	1.0-1	-	1.0-2	2.0-12	DNP	-	DNP	-
Ty Van Fossen	6-1	6.5	-	1.0-1	-	2.0-6	-	-	0.5-0	-	-	3.0-3	-	-
Myjai Sanders	4-3	5.5	-	-	0.5-0	1.0-1	-	-	1.0-1	1.0-2	0.5-0	1.0-6	-	0.5-1
Bryan Cook	4-1	4.5	-	-	-	-	1.0-2	1.5-7	-	-	1.0-1	1.0-1	-	-
Jabari Taylor	4-1	4.5	2.0-10	-	-	0.5-4	-	-	-	-	-	-	-	2.0-12
Wilson Huber	3-0	3.0	-	-	-	-	1.0-7	1.0-3	-	-	-	-	1.0-7	-
Jowon Briggs	1-4	3.0	-	-	-	-	-	-	-	1.0-16	-	-	1.0-1	1.0-6
Ahmad Gardner	2-1	2.5	-	-	-	-	-	0.5-1	-	-	1.0-1	1.0-10	-	-
Daved Jones Jr.	1-1	1.5	DNP	1.0-1	-	DNP	0.5-2	-	DNP	DNP	DNP	DNP	-	-
Ja'von Hicks	1-1	1.5	-	-	-	-	-	-	0.5-1	-	-	-	1.0-0	-
Sammy Anderson	1-0	1.0	DNP	1.0-1	DNP	DNP	DNP	-	DNP	DNP	-	DNP	DNP	DNP
Justin Wodtly	1-0	1.0	DNP	1.0-2	DNP	DNP	-	-	DNP	DNP	DNP	DNP	-	DNP
Arquon Bush	1-0	1.0	-	-	-	-	-	1.0-3	-	DNP	-	-	-	-
Desmond Ridder	1-0	1.0	-	-	-	1.0-0	-	-	-	-	-	-	-	-
Coby Bryant	1-0	1.0	-	-	-	-	-	-	-	-	-	-	1.0-5	-
Jaheim Thomas	0-1	0.5	-	-	-	DNP	-	-	-	0.5-3	-	-	-	DNP
Mychal Keys	0-1	0.5	-	-	DNP	DNP	-	DNP	-	-	DNP	DNP	0.5-1	DNP





**2021-22 Cincinnati Football**  
**Fumbles Game-by-Game**  
**All games**

Page 1/1  
 as of Nov 27, 2021

### Fumbles

Player	No-Lost	Miami	MSU	IND	ND	Temple	UCF	Navy	Tulane	Tulsa	USF	SMU	ECU
Desmond Ridder	6-4	-	-	1-0	1-0	-	1-1	-	-	2-2	1-1	-	-
Jerome Ford	3-2	-	1-1	-	-	1-0	-	-	-	-	DNP	-	1-1
Mason Fletcher	3-0	-	-	-	-	2-0	1-0	-	-	-	-	-	-
Ethan Wright	1-1	-	-	-	DNP	-	-	-	-	-	1-1	-	-
John Williams	1-1	-	-	1-1	DNP	-	-	DNP	-	-	-	-	-

### Fumbles Forced

Player	Number	Miami	MSU	IND	ND	Temple	UCF	Navy	Tulane	Tulsa	USF	SMU	ECU
Coby Bryant	3	1	-	-	-	-	-	-	-	1	-	1	-
Darrian Beavers	2	-	-	1	-	1	-	-	-	-	-	-	-
Charles McClelland	1	-	-	-	DNP	-	-	-	-	-	1	-	-
Ahmad Gardner	1	-	-	-	-	-	-	-	-	-	1	-	-
Joel Dublanko	1	-	-	-	-	-	-	-	1	-	-	-	-
Malik Vann	1	-	-	-	-	-	-	-	1	DNP	-	DNP	-
Jabari Taylor	1	-	-	-	-	-	-	-	-	-	-	-	1
Curtis Brooks	1	-	-	-	-	-	-	-	-	1	-	-	-

### Fumbles Recovered

Player	Number	Miami	MSU	IND	ND	Temple	UCF	Navy	Tulane	Tulsa	USF	SMU	ECU
Marcus Brown	2	-	-	-	DNP	-	-	-	-	-	-	1	1
Darrian Beavers	2	-	1	1	-	-	-	-	-	-	-	-	-
Charles McClelland	1	-	-	-	DNP	-	-	-	-	-	1	-	-
Wilson Huber	1	-	-	-	1	-	-	-	-	-	-	-	-
Ja'von Hicks	1	-	-	-	-	-	-	-	-	1	-	-	-
Myjai Sanders	1	-	-	-	-	-	-	-	1	-	-	-	-
Joel Dublanko	1	-	-	-	-	-	-	-	-	-	1	-	-
Jabari Taylor	1	-	-	-	-	-	-	-	-	1	-	-	-
Curtis Brooks	1	-	-	-	-	-	-	-	1	-	-	-	-



2021-22 Cincinnati Football  
Passing Game-by-Game  
All games

Page 1/1  
as of Nov 27, 2021

#3 Evan Prater	Comp	Att	Int	Pct	Yards	TD	Long	Sacked	Effic.
Miami (OH)	0	1	1	0.0	0	0	0	0-0	-200.0
Murray St.	1	3	0	33.3	18	1	18	0-0	193.7
Temple	1	1	0	100.0	4	0	4	0-0	133.6
SMU	3	6	0	50.0	16	1	11	0-0	127.4
<b>Totals</b>	<b>5</b>	<b>11</b>	<b>1</b>	<b>45.5</b>	<b>38</b>	<b>2</b>	<b>18</b>	<b>0-0</b>	<b>116.3</b>

#5 Jordan Jones	Comp	Att	Int	Pct	Yards	TD	Long	Sacked	Effic.
SMU	1	1	0	100.0	5	1	5	0-0	472.0
<b>Totals</b>	<b>1</b>	<b>1</b>	<b>0</b>	<b>100.0</b>	<b>5</b>	<b>1</b>	<b>5</b>	<b>0-0</b>	<b>472.0</b>

#9 Desmond Ridder	Comp	Att	Int	Pct	Yards	TD	Long	Sacked	Effic.
Miami (OH)	20	25	1	80.0	295	4	81	2-16	223.9
Murray St.	14	22	0	63.6	243	2	48	2-9	186.4
Indiana	20	36	1	55.6	210	1	28	2-15	108.2
Notre Dame	19	32	0	59.4	297	2	45	1-10	158.0
Temple	22	30	0	73.3	259	3	38	1-6	178.9
UCF	13	23	0	56.5	140	1	23	1-12	122.0
Navy	18	30	1	60.0	176	2	31	1-7	124.6
Tulane	17	27	1	63.0	227	3	38	3-24	162.8
Tulsa	15	23	1	65.2	274	2	40	2-7	185.3
South Fla.	31	39	1	79.5	304	2	21	1-10	156.8
SMU	17	23	0	73.9	274	3	53	0-0	217.0
East Carolina	17	28	2	60.7	301	2	53	2-14	160.3
<b>Totals</b>	<b>223</b>	<b>338</b>	<b>8</b>	<b>66.0</b>	<b>3000</b>	<b>27</b>	<b>81</b>	<b>18-130</b>	<b>162.2</b>



**2021-22 Cincinnati Football**  
**Red-Zone Results**  
**All games**

Page 1/1  
as of Nov 27, 2021

**Cincinnati Inside Opponent Red-Zone**

Date	Opponent	Score	Times	Times	Total	Rush	Pass	FGs	Failed to score inside RZ						
			In RZ	Scored	Pts TDs				FGA	Down	Int	Fumb	Half	Game	
09/04/2021	Miami (OH)	W 49-14	3	3	21 3	1	2	0	0	0	0	0	0	0	0
09/11/2021	Murray St.	W 42-7	6	5	35 5	3	2	0	1	0	0	0	0	0	0
09/18/2021	at Indiana	W 38-24	5	5	32 4	3	1	1	1	0	0	0	0	0	0
10/02/2021	at Notre Dame	W 24-13	5	3	17 2	1	1	1	3	0	0	0	0	0	0
10/08/2021	Temple	W 52-3	5	4	24 3	1	2	1	2	0	0	0	0	0	0
10/16/2021	UCF	W 56-21	7	6	42 6	5	1	0	0	0	0	0	0	0	1
10/23/2021	at Navy	W 27-20	2	2	10 1	0	1	1	0	0	0	0	0	0	0
10/30/2021	at Tulane	W 31-12	4	4	24 3	1	2	1	0	0	0	0	0	0	0
11/06/2021	Tulsa	W 28-20	4	3	21 3	2	1	0	1	0	0	0	0	0	0
11/12/2021	at South Fla.	W 45-28	6	5	31 4	3	1	1	1	0	0	1	0	0	0
11/20/2021	SMU	W 48-14	7	5	35 5	1	4	0	2	0	0	0	0	0	0
11/26/2021	at East Carolina	W 35-13	5	2	15 2	2	0	0	1	0	1	1	0	0	0
<b>Totals 47 of 59 (79.7%)</b>			<b>59</b>	<b>47</b>	<b>307 41</b>	<b>23</b>	<b>18</b>	<b>6</b>	<b>12</b>	<b>0</b>	<b>1</b>	<b>2</b>	<b>0</b>	<b>1</b>	

**Opponents Inside Cincinnati Red-Zone**

Date	Opponent	Score	Times	Times	Total	Rush	Pass	FGs	Failed to score inside RZ						
			In RZ	Scored	Pts TDs				FGA	Down	Int	Fumb	Half	Game	
09/04/2021	Miami (OH)	W 49-14	3	1	7 1	1	0	0	0	2	0	0	0	0	0
09/11/2021	Murray St.	W 42-7	2	1	7 1	1	0	0	1	0	0	0	0	0	0
09/18/2021	Indiana	W 38-24	6	3	21 3	1	2	0	0	1	1	1	0	0	0
10/02/2021	Notre Dame	W 24-13	2	1	7 1	1	0	0	0	0	1	0	0	0	0
10/08/2021	Temple	W 52-3	1	0	0 0	0	0	0	0	1	0	0	0	0	0
10/16/2021	UCF	W 56-21	3	3	21 3	2	1	0	0	0	0	0	0	0	0
10/23/2021	Navy	W 27-20	4	4	20 2	2	0	2	0	0	0	0	0	0	0
10/30/2021	Tulane	W 31-12	1	0	0 0	0	0	0	0	1	0	0	0	0	0
11/06/2021	Tulsa	W 28-20	6	3	17 2	1	1	1	1	1	0	2	0	0	0
11/12/2021	South Fla.	W 45-28	3	3	21 3	3	0	0	0	0	0	0	0	0	0
11/20/2021	SMU	W 48-14	2	2	14 2	1	1	0	0	0	0	0	0	0	0
11/26/2021	East Carolina	W 35-13	3	2	10 1	0	1	1	2	0	0	0	0	0	0
<b>Totals 23 of 36 (63.9%)</b>			<b>36</b>	<b>23</b>	<b>145 19</b>	<b>13</b>	<b>6</b>	<b>4</b>	<b>4</b>	<b>6</b>	<b>2</b>	<b>3</b>	<b>0</b>	<b>0</b>	



**2021-22 Cincinnati Football  
Team Game-by-Game Comparison  
All games**

Page 1/1  
as of Nov 27, 2021

Opponent	Score	Total	First Downs			Rushing Number-Yards	Passing		Total Offense Plays-Yards	Return Yards	Turn- Overs
			Rush	Pass	Pen		Comp-Att-Int	Yards			
Miami (OH)	49-14	27 / 17	12 / 9	10 / 6	5 / 2	31-247 / 45-169	20-26-2 / 9-28-0	295 / 109	57-542 / 73-278	60 / 80	2 / 0
Murray St.	42-7	17 / 15	6 / 5	11 / 9	0 / 1	32-130 / 37-93	15-25-0 / 17-29-3	261 / 149	57-391 / 66-242	64 / 35	1 / 4
Indiana	38-24	21 / 20	11 / 9	8 / 10	2 / 1	36-128 / 37-152	20-36-1 / 17-40-3	210 / 224	72-338 / 77-376	185 / 40	2 / 4
Notre Dame	24-13	16 / 19	7 / 3	9 / 15	0 / 1	30-93 / 28-84	19-32-0 / 23-46-2	297 / 257	62-390 / 74-341	48 / 88	1 / 3
Temple	52-3	23 / 14	11 / 6	12 / 8	0 / 0	33-279 / 29-84	23-31-0 / 18-32-1	263 / 150	64-542 / 61-234	84 / 45	0 / 1
UCF	56-21	23 / 14	15 / 5	6 / 6	2 / 3	42-336 / 37-155	13-23-0 / 16-27-2	140 / 141	65-476 / 64-296	137 / -7	1 / 2
Navy	27-20	14 / 22	7 / 12	7 / 5	0 / 5	21-95 / 67-192	18-30-1 / 11-17-1	176 / 116	51-271 / 84-308	83 / 109	1 / 1
Tulane	31-12	18 / 17	9 / 12	9 / 5	0 / 0	37-124 / 45-187	17-27-1 / 9-18-2	227 / 93	64-351 / 63-280	32 / 90	1 / 4
Tulsa	28-20	18 / 26	7 / 18	11 / 6	0 / 2	34-116 / 57-297	15-23-1 / 18-27-0	274 / 160	57-390 / 84-457	109 / 13	3 / 2
South Fla.	45-28	30 / 21	11 / 8	17 / 10	2 / 3	36-202 / 38-101	31-40-1 / 16-30-2	304 / 245	76-506 / 68-346	55 / 75	3 / 4
SMU	48-14	24 / 15	11 / 9	13 / 4	0 / 2	41-248 / 31-133	21-30-0 / 15-26-0	295 / 66	71-543 / 57-199	75 / 41	0 / 1
East Carolina	35-13	20 / 19	5 / 5	13 / 13	2 / 1	36-143 / 38-54	17-28-2 / 20-39-1	301 / 228	64-444 / 77-282	55 / 23	3 / 2
<b>Totals</b>	<b>475-189</b>	<b>251 / 219</b>	<b>112 / 101</b>	<b>126 / 97</b>	<b>13 / 21</b>	<b>409-2141 / 489-1701</b>	<b>229-351-9 / 189-359-17</b>	<b>3043 / 1938</b>	<b>760-5184 / 848-3639</b>	<b>987 / 632</b>	<b>18 / 28</b>

Opponents	3rd Down Conversion	4th Down Conversion	Time of Possession	TOP Margin	Avg Yds/Rush	Avg Yds/Pass	Avg Yds/Play	Punting Number-Avg	Penalties Number-Yards	Sacks
Miami (OH)	3-6 / 3-15	1-1 / 1-5	25:40 / 34:18	-08:38	8.0 / 3.8	11.3 / 3.9	9.5 / 3.8	2-40.5 / 6-35.3	6-45.0 / 13-100.0	2 / 2
Murray St.	4-10 / 7-15	1-1 / 1-1	25:12 / 34:48	-09:36	4.1 / 2.5	10.4 / 5.1	6.9 / 3.7	4-45.3 / 5-37.4	5-40.0 / 11-60.0	1 / 2
Indiana	4-14 / 6-16	1-1 / 1-3	29:38 / 29:36	00:02	3.6 / 4.1	5.8 / 5.6	4.7 / 4.9	5-42.2 / 4-44.5	11-72.0 / 5-45.0	1 / 2
Notre Dame	2-11 / 6-17	1-1 / 2-4	28:10 / 31:50	-03:40	3.1 / 3.0	9.3 / 5.6	6.3 / 4.6	5-43.8 / 6-46.3	5-25.0 / 7-55.0	2 / 1
Temple	8-13 / 3-13	0-1 / 0-2	28:01 / 31:59	-03:58	8.5 / 2.9	8.5 / 4.7	8.5 / 3.8	3-47.3 / 7-42.9	5-42.0 / 5-30.0	6 / 1
UCF	7-12 / 7-17	0-0 / 0-0	27:12 / 32:48	-05:36	8.0 / 4.2	6.1 / 5.2	7.3 / 4.6	5-42.0 / 9-41.3	9-74.0 / 7-47.0	1 / 1
Navy	6-11 / 7-21	1-1 / 3-4	20:33 / 39:27	-18:54	4.5 / 2.9	5.9 / 6.8	5.3 / 3.7	4-42.0 / 4-46.0	11-93.0 / 3-25.0	1 / 1
Tulane	4-12 / 4-12	2-2 / 2-4	28:12 / 31:48	-03:36	3.4 / 4.2	8.4 / 5.2	5.5 / 4.4	3-38.3 / 4-44.8	3-20.0 / 9-67.0	4 / 3
Tulsa	7-12 / 4-14	0-0 / 1-4	25:44 / 34:16	-08:32	3.4 / 5.2	11.9 / 5.9	6.8 / 5.4	3-41.3 / 3-36.0	7-52.0 / 6-44.0	2 / 2
South Fla.	5-11 / 7-13	2-3 / 1-1	32:30 / 27:30	05:00	5.6 / 2.7	7.6 / 8.2	6.7 / 5.1	2-44.5 / 3-25.3	8-70.0 / 4-40.0	3 / 1
SMU	6-13 / 2-11	3-4 / 1-1	35:21 / 24:39	10:42	6.0 / 4.3	9.8 / 2.5	7.6 / 3.5	1-42.0 / 7-39.1	13-87.0 / 3-27.0	3 / 0
East Carolina	4-12 / 5-18	0-1 / 3-4	27:40 / 32:20	-04:40	4.0 / 1.4	10.8 / 5.8	6.9 / 3.7	3-39.7 / 6-35.2	7-60.0 / 5-50.0	3 / 2
<b>Totals</b>	<b>60-137 / 61-182</b>	<b>12-16 / 16-33</b>	<b>333:53 / 385:19</b>	<b>-51:26</b>	<b>5.2 / 3.5</b>	<b>8.7 / 5.4</b>	<b>6.8 / 4.3</b>	<b>40-42.5 / 64-40.0</b>	<b>90-680.0 / 78-590.0</b>	<b>29 / 18</b>

Note: Game totals are displayed in the format TEAM/OPPONENT for each category



**2021-22 Cincinnati Football**  
**Results and Comparison**  
**All games**

Page 1/1  
 as of Nov 27, 2021

	Date	Opponent		Score	Overall	Conf	Time	Attend
	09/04/2021	Miami (OH)	W	49-14	1-0	0-0	3:28	37978
	09/11/2021	Murray St.	W	42-7	2-0	0-0	3:10	33498
	09/18/2021	at Indiana	W	38-24	3-0	0-0	4:03	52656
	10/02/2021	at Notre Dame	W	24-13	4-0	0-0	3:30	77622
*	10/08/2021	Temple	W	52-3	5-0	1-0	3:19	37978
*	10/16/2021	UCF	W	56-21	6-0	2-0	3:29	37978
*	10/23/2021	at Navy	W	27-20	7-0	3-0	3:24	32004
*	10/30/2021	at Tulane	W	31-12	8-0	4-0	3:11	17012
*	11/06/2021	Tulsa	W	28-20	9-0	5-0	3:40	37978
*	11/12/2021	at South Fla.	W	45-28	10-0	6-0	3:31	30780
*	11/20/2021	SMU	W	48-14	11-0	7-0	3:20	37978
*	11/26/2021	at East Carolina	W	35-13	12-0	8-0	3:23	38014

Opponent	Score	Total	First Downs			Rushing Number-Yards	Passing		Total Offense Plays-Yards	Return Yards	Turn- Overs
			Rush	Pass	Pen		Comp-Att.-Int	Yards			
Miami (OH)	49-14	27 / 17	12 / 9	10 / 6	5 / 2	31-247 / 45-169	20-26-2 / 9-28-0	295 / 109	57-542 / 73-278	60 / 80	2 / 0
Murray St.	42-7	17 / 15	6 / 5	11 / 9	0 / 1	32-130 / 37-93	15-25-0 / 17-29-3	261 / 149	57-391 / 66-242	64 / 35	1 / 4
Indiana	38-24	21 / 20	11 / 9	8 / 10	2 / 1	36-128 / 37-152	20-36-1 / 17-40-3	210 / 224	72-338 / 77-376	185 / 40	2 / 4
Notre Dame	24-13	16 / 19	7 / 3	9 / 15	0 / 1	30-93 / 28-84	19-32-0 / 23-46-2	297 / 257	62-390 / 74-341	48 / 88	1 / 3
Temple	52-3	23 / 14	11 / 6	12 / 8	0 / 0	33-279 / 29-84	23-31-0 / 18-32-1	263 / 150	64-542 / 61-234	84 / 45	0 / 1
UCF	56-21	23 / 14	15 / 5	6 / 6	2 / 3	42-336 / 37-155	13-23-0 / 16-27-2	140 / 141	65-476 / 64-296	137 / -7	1 / 2
Navy	27-20	14 / 22	7 / 12	7 / 5	0 / 5	21-95 / 67-192	18-30-1 / 11-17-1	176 / 116	51-271 / 84-308	83 / 109	1 / 1
Tulane	31-12	18 / 17	9 / 12	9 / 5	0 / 0	37-124 / 45-187	17-27-1 / 9-18-2	227 / 93	64-351 / 63-280	32 / 90	1 / 4
Tulsa	28-20	18 / 26	7 / 18	11 / 6	0 / 2	34-116 / 57-297	15-23-1 / 18-27-0	274 / 160	57-390 / 84-457	109 / 13	3 / 2
South Fla.	45-28	30 / 21	11 / 8	17 / 10	2 / 3	36-202 / 38-101	31-40-1 / 16-30-2	304 / 245	76-506 / 68-346	55 / 75	3 / 4
SMU	48-14	24 / 15	11 / 9	13 / 4	0 / 2	41-248 / 31-133	21-30-0 / 15-26-0	295 / 66	71-543 / 57-199	75 / 41	0 / 1
East Carolina	35-13	20 / 19	5 / 5	13 / 13	2 / 1	36-143 / 38-54	17-28-2 / 20-39-1	301 / 228	64-444 / 77-282	55 / 23	3 / 2
<b>Totals</b>	<b>475-189</b>	<b>251 / 219</b>	<b>112 / 101</b>	<b>126 / 97</b>	<b>13 / 21</b>	<b>409-2141 / 489-1701</b>	<b>229-351-9 / 189-359-17</b>	<b>3043 / 1938</b>	<b>760-5184 / 848-3639</b>	<b>987 / 632</b>	<b>18 / 28</b>