

CINCINNATI[®]



CINCINNATI



DUKE



DECEMBER 27, 2012 • CHARLOTTE, N.C.



9 • DOMINIQUE BATTLE



4 • MAALIK BOMAR



21 • CAMERRON CHEATHAM



38 • ADAM FEARING



26 • DREW FREY



99 • DAN GIORDANO



77 • SEAN HOOEY



85 • BRUCE HORNER



16 • DAMON JULIAN



18 • TRAVIS KELCE



13 • PAT LAMBERT



47 • COLIN LOZIER



66 • SEAN MCCLELLAN



83 • DANNY MILLIGAN



58 • BRANDON MILLS



17 • MALCOLM MURRAY



89 • DEMETRIUS RICHARDSON



30 • AARON ROBerson



54 • WALTER STEWART



7 • KENBRELL THOMPSON



20 • CHRIS WILLIAMS



95 • JOHN WILLIAMS



32 • GEORGE WINN



2012
SENIORS



CINCINNATI



UC SPORTS COMMUNICATIONS: RICHARD E. LINDNER CENTER // 2751 O'VARSIY WAY SUITE 860 CINCINNATI, OHIO 45221-0021 // GOBEARCATS.COM

GET CONNECTED:



GoBEARCATS.com



@GoBEARCATS
@BearcatsFB_125



UniversityofCincinnatiBearcats

2012 SCHEDULE/RESULTS (9-3, 5-2 BIG EAST)

SEPTEMBER

6	PITTSBURGH * (ESPN)	W, 34-10
15	DELAWARE STATE (ESPN3)	W, 23-7
29	Virginia Tech ^ (ESPNU)	W, 27-24

OCTOBER

6	MIAMI (OH) (FOX Sports Ohio)	W, 52-14
13	FORDHAM (ESPN3)	W, 49-17
20	at Toledo (ESPN3)	L, 29-23
26	at Louisville * (ESPN)	L, 34-31 (OT)

NOVEMBER

3	SYRACUSE * (BIG EAST Network)	W, 35-24
10	at Temple * (BIG EAST Network)	W, 34-10
17	RUTGERS * (BIG EAST Network)	L, 10-3
23	USF * (ESPN)	W, 27-10

DECEMBER

1	at Connecticut * (ABC)	W, 34-17
27	vs. Duke ^ (ESPN)	6:30 p.m.

*-BIG EAST Conference Game; Home games in **BOLD CAPS**. ^ - FedEx Field - Landover, Md. ^ - Belk Bowl (Charlotte, N.C.)

COACHING STAFF

STEVE STRIPLING (SL)	Interim Head Coach
DAVE JOHNSON (SL)	Tight Ends
ROY MANNING (SL)	Running Backs
SHANNON MORRISON (PB)	Cornerbacks
T.J. WEIST (PB)	Wide Receivers
CHASE GIBSON (SL)	Graduate Assistant
JOE HENSEL (PB)	Graduate Assistant
CODY KEMPT (PB)	Graduate Assistant
LARRY KNIGHT (PB)	Graduate Assistant
AVERY HAWKINS (PB)	Quality Control
GREG MEYER (PB)	Quality Control

ON THE AIR

TELEVISION

ESPN/WatchESPN.com

Mike Patrick	Play-by-Play
Ed Cunningham	Analyst
Jeannine Edwards	Sideline

RADIO

700 WLW AM

Dan Hoard	Play-By-Play
Jim Kelly Jr.	Analyst
Tom Gelehrter	Sideline

SPORTS COMMUNICATIONS

RYAN KOSLEN	Assoc. SID/Football Contact
Phone (C)	513-497-3132
Email	Ryan.Koslen@uc.edu
Website	GoBEARCATS.com

DOUG MOSLEY	Sr. Assoc. AD/External & Media Comm.
Phone (O)	513-556-0667
Email	Doug.Mosley@uc.edu

13 Duke

Dec. 27, 2012 • 6:30 p.m. ET • ESPN • 700 WLW
Charlotte, N.C. • Bank of America Stadium (73,778)



vs.



GAME INFORMATION

Radio:	700 WLW AM
Satellite Radio:	SiriusXM 91
Live Stats:	UCGameday.com
Internet Radio:	GoBEARCATS.com
Twitter:	@GoBEARCATS
Series Record:	First Meeting
Last Meeting:	First Meeting
At Neutral Sites:	First Meeting

CINCINNATI BEARCATS

Rankings (AP/Coaches)	rv/rv
2012 Record	9-3, 5-2 BIG EAST
Last Game	Dec. 1, 2012 in E. Hartford, Conn.
	defeated Connecticut 34-17
Interim Head Coach	Steve Stripling
Record at UC (Years)	0-0 (1st)
Career Record (Years)	1-0 (34)
vs. Duke	First Meeting

DUKE BLUE DEVILS

Rankings (AP/Coaches)	na/na
2012 Record	6-6, 3-5 ACC
Last Game	Nov. 24, 2012 in Durham N.C.
	lost to Miami (Fla.) 52-45
Head Coach	David Cutcliffe
Record at School (Years)	21-38 (5th)
Career Record (Years)	65-68 (11th)
vs. UC	First Meeting

FOOTBALL AT CONNECTICUT FOR REGULAR-SEASON FINALE SATURDAY

» The University of Cincinnati football team will be playing in its 14th bowl game and sixth in the past seven seasons. UC is 7-6 all-time in post-season games and will be making its first trip to the Belk Bowl. UC won its fourth BIG EAST title in five years, the only NCAA FBS AQ team in the nation to achieve that feat. The Bearcats are 19-6 over the past two seasons with two BIG EAST titles and a win over SEC foe Vanderbilt in the 2011 AutoZone Liberty Bowl. Duke finished the season with a 6-6 overall record (3-5 in the ACC, fifth in the Coastal Division). Duke won six of its first eight games, including a 33-30 win over rival North Carolina to become bowl eligible for the first time since 1994. Head Coach David Cutcliffe was named the 2012 ACC Coach of the Year, and nine Blue Devils earned All-ACC recognition following the regular season.

THE SERIES

» The 2012 Belk Bowl marks the first meeting on the gridiron between Cincinnati and Duke.

THE COACHES

» STEVE STRIPLING was named UC's interim head coach on Dec. 7, 2012. He replaces Butch Jones, who accepted the head coaching job at Tennessee. Stripling is a 34-year coaching veteran who joined the UC staff in 2010. The 2012 Belk Bowl will mark the 23rd bowl game Stripling has played or coached in throughout his career. He led Central Michigan to a 44-41 double-overtime win over Troy in the 2010 GMAC Bowl. Stripling was the Bearcats' assistant head coach and defensive line coach.

» DAVID CUTCLIFFE is in his fifth year at Duke with a 21-39 record while holding a career mark of 65-68 in 11 seasons as a head coach. He was the head coach at Ole Miss from 1998-2004 and was a student assistant coach under Hall of Fame head coach Paul "Bear" Bryant. During his career, he has coached in 22 bowl games and mentored two Super Bowl MVPs in Peyton Manning (Tennessee) and Eli Manning (Ole Miss).

STREAKS, STORYLINES, SIDEBARS

» The University of Cincinnati football team, under the direction of interim head coach Steve Stripling is playing its 125th season of football in 2012. The program dates to 1885 and ranks as one of the 10 oldest in major college football and following a 9-3 regular-season campaign in 2012, holds an all-time mark of 570-556-51.

» UC has won four of the past five BIG EAST Championships and has played in a bowl game in six of the past seven seasons.

» UC is the only school in the country among the BCS AQ Conferences (ACC, BIG EAST, Big Ten, Big 12, Pac-12, SEC) to win four conference titles in the last five years.

» If the Bearcats earn a win in the Belk Bowl, they would join Alabama, Oklahoma and Oregon as teams who have achieved the mark in five of the past six seasons.

» UC has five double-digit win seasons in 124 years of football.

» The Bearcats have won 64 games over the last seven years, the most among current members of the Big East.

» UC has registered at least 425 yards of total offense in eight of its 11 games this year.

» Butch Jones resigned his position at UC to take the Tennessee head coaching job on Dec. 7. Steve Stripling was named interim head coach for UC and will coach the Belk Bowl.

» On Dec. 8, UC named Tommy Tuberville, a 17-year head coaching veteran as its new head coach. Tuberville will take the reins of the program following the bowl game.

» Eight UC student-athletes were named All-BIG EAST, including first-team honorees: Eric Lefeld, Austen Bujnoch, Travis Kelce, Dan Giordano and Greg Blair.



MEDIA INFORMATION

SPORTS COMMUNICATIONS

The University of Cincinnati Sports Communications Office is ready to assist you in every way possible to make the experience of covering UC Athletics productive and rewarding. For this reason, we have developed policies and procedures which will require cooperation on the part of the media. Not complying with these policies will result in the refusal of credentials/access.

Richard E. Lindner Center • Suite 860
2751 O'Varsity Way • Cincinnati, OH 45221-0021

WebsiteGoBEARCATS.com
Twitter@GoBEARCATS

SPORTS COMMUNICATIONS PERSONNEL IN CHARLOTTE

Ryan Koslen.....Senior Director/Football Contact
513-497-3132.....Ryan.Koslen@uc.edu
Doug Mosley Sr. Assoc. AD/Media Relations & Strategic Comm.
513-556-0667 Doug.Mosley@uc.edu
Tom Gelehrter.....Director, New Media & Broadcasting
513-556-1275.....Tom.Gelehrter@uc.edu

BELK BOWL CREDENTIALS

- » Requests for official working media credentials should be directed to Frank Kay with the Belk Bowl. He can be reached at (704) 378-4428 or via email at fkay@raycomsports.com.

BELK BOWL PRACTICE

- » Cincinnati will be practicing at: Charlotte Country Day School 1440 Carmel Rd. (704) 943-4500.
- » UC will practice on Sunday, Dec. 23 at 3:30 p.m., Monday, Dec. 24 at 12:45 p.m. and Tuesday, Dec. 25 at 2:45 p.m.
- » All times are eastern and subject to change.

BELK BOWL PRACTICE POLICIES

- » All Cincinnati practices are closed to the public. Practice will be open to the media for the first 20 minutes.
- » Head Coach and players will be available after practice each day at Country Day.
- » All interview requests should be directed to Cincinnati SID Ryan Koslen at (513) 497-3132.

DIRECTIONS TO PRACTICE SITE

- » From Uptown: Go south on S. Tryon St. Take left on E. Morehead St. heading east. Stay on E. Morehead St. approximately 8 miles (E. Morehead St. turns into Queens Rd and then Providence Road) No turns, street name changes.
- » Turn Right onto Sardis Rd. (2 1/2 miles)
- » Pass Carmel Rd. and Country Day is on left corner. Go past school, make u-turn and turn right into school drive to parking lot.

KEY LOCATIONS

BANK OF AMERICA STADIUM (BELK BOWL)

- » 800 S. Mint St., 28202 (704) 358-7000

MARRIOTT CITY CENTER (MEDIA HOTEL)

- » 100 W. Trade St., 28202 (704) 333-9000

HILTON CHARLOTTE CENTER CITY (CINCINNATI TEAM HOTEL)

- » 222 E. 3rd St., 28202 (704) 377-1500

THE WESTIN (DUKE TEAM HOTEL)

- » 601 S. College St., 28202 (704) 375-2600

BELK SOUTHPARK (SITE OF TEAM SHOPPING SPREES)

- » 4400 Sharon Rd., 28211 (704) 364-4251

NASCAR HALL OF FAME (SITE OF TEAM RECEPTIONS)

- » 400 E. MLK Jr. Dr., 28202 (704) 654-4400

CHARLOTTE MOTOR SPEEDWAY (SITE OF TEAM TRIP)

- » 5555 Concord Pkwy S., Concord, NC 28027 (704) 455-3200

FUEL PIZZA ON THE GREEN (SITE OF MEDIA DAY)

- » 500 S. College St., 28202 (704) 370-2755

GOING GREEN

- » The University of Cincinnati no longer print media guides. Complete information, including a record book/media supplement will be made available on the football page at GoBEARCATS.com.

ON THE WEB

- » Information on the University of Cincinnati football team is available at www.GoBEARCATS.com. To receive the UC updates via email, please send a request to Ryan Koslen (ryan.koslen@uc.edu). Information on the BIG EAST Conference and all member institutions is also available through the BIG EAST web site at www.BIGEAST.org.

INTERNET POLICIES

- » Live updating of websites, blogs and social network feeds is not allowed during practices.

POSTGAME INTERVIEWS

- » The UC locker room will remain closed following all football games. Media should request players through UC Sports Communications personnel for the media room during the fourth quarter.
- » Coach Stripling and requested players will address the media in the designated interview area following the game.
- » Additional players not brought in the media room can be requested and will be available outside the UC locker room.

QUICK FACTS

GENERAL INFORMATION

Location Cincinnati, OH 45221
Founded.....1819
Enrollment.....42,421
Conference.....BIG EAST
NicknameBears
ColorsRed (PMS 186) & Black
Home FieldNippert Stadium
Surface/CapacityFieldTurf/35,000
PresidentSanta Jeremy Ono, PhD
Director of AthleticsWhit Babcock
Faculty RepresentativeDavid M. Szymanski, PhD

HISTORY

First Year of Football1885
All-time Record570-556-51
All-time Bowl Record7-6
Last Bowl2011 AutoZone Liberty
Last Bowl OpponentVanderbilt (W, 31-24)

2012 TEAM INFORMATION

Basic OffenseSpread
Basic DefenseMultiple
Letterwinners Returning/Lost43/21
O | D | ST20/9 | 21/10 | 2/2
Starters Returning/Lost13/12
O | D | ST4/7 | 7/4 | 2/1

2011 INFORMATION

Overall Record10-3
Home/Road/Neutral5-1/4-2/1-0
BIG EAST Record/Finish5-2/t-1st
Final RankingNo. 25 (AP); No. 21 (USA Today)

collegepressbox.com
SINCE 2005 EVERYTHING BUT THE PRE-GAME MEAL

collegepressbox.com is the official media website for BIG EAST Conference football. Access and download weekly game notes, quotes, statistics, media guides, headshots, logos and more for the conference and each of its member schools. Login information will be distributed to accredited media or you can apply for a password by sending an e-mail to password@collegepressbox.com.

#BEARCATS

- » When tweeting and engaging others on social media networks about UC or the Bearcats, please use #Bearcats.



BELK BOWL SCHEDULE OF EVENTS

SATURDAY, DEC. 22

Player Shopping Spree (Belk-SouthPark)8-10 p.m.

SUNDAY, DEC. 23

Charlotte Motor Speedway Team Outing.....11:15 a.m.-1:30 p.m.
Practice (Charlotte Country Day).....3:30-5:30 p.m.
Team Reception (NASCAR Hall of Fame)8 p.m.

MONDAY, DEC. 24

Levine Children's Hospital Visit.....9:30-10:15 a.m.
Practice (Charlotte Country Day).....12:45-2:45 p.m.

TUESDAY, DEC. 25


Practice (Charlotte Country Day).....2:45-4:45 p.m.

WEDNESDAY, DEC. 26

Media Day (Fuel Pizza-Uptown/Shops on the Green/Sports Connection).....10-11:30 a.m.
Battle of the Bands (NASCAR Hall of Fame Plaza).....4-5 p.m.

THURSDAY, DEC. 27

Belk Bowl FanFest (Bank of America Stadium)1 p.m.
Belk Bowl Kickoff (Bank of America Stadium)6:30 p.m.



PROPOSED NIPPERT STADIUM RENOVATIONS ANNOUNCED

CINCINNATI - University of Cincinnati president Dr. Santa Ono and director of athletics Whit Babcock jointly announced a proposed plan to renovate Nippert Stadium on Dec. 18, 2012.

"All of our expansion at this time will be in the form of premium seating," Babcock said. "This project will also include improving the fan experience on the concourse level. This will entail opening up some concourses and improving our point of sale, traffic flows, restrooms, concessions and making Nippert a little more fan friendly than when it was built in 1924."

The renovation would focus on the west side of the stadium, adding suites, club seats and loge boxes within a new press box structure. The west concourse will also be renovated, including concession stands and restrooms. The project, which is projected to cost \$60-70 million, would utilize private donations and no public funds.

The new structure would be one story taller than the current press box and two-to-two-and-a-half times as long. The curvature of the facility would match that of the upper deck on the east side of the stadium and contain four levels; a photo deck, a press and operations level, suite level and a club and loge box level. Any increase in capacity, as well as a potential number of suites and club seats has not yet been finalized.

A construction timetable has not been set yet and will depend on donations and support. It is estimated that the project would take 12-18 months to complete once started.

Construction began on Nippert Stadium in 1915 and was completed in 1924. UC has used the Nippert site as a playing field since 1901, making it the second-oldest playing site in the nation for college football behind Penn's Franklin Field (1895).

Among NCAA FBS schools, Nippert is the third-oldest stadium still in use, behind Bobby Dodd Stadium (Georgia Tech - 1913), Davis Wade Stadium (Mississippi State - 1914) and ahead of Wisconsin's Camp Randall Stadium, which was built in 1917.

USA Today recently named Nippert as the best home-field venue in the BIG EAST Conference and ESPN's Scott Van Pelt cited Nippert as a "one of the gems of college football."

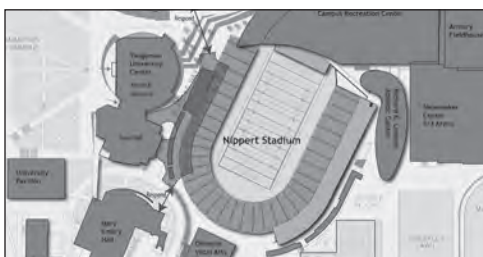
Babcock went on to point out that approximately 71 of 76 BCS schools have made major renovations to their football stadiums or premium seating areas since 1992, when the construction of the current press box was completed at Nippert Stadium.

One thing that will not change is the name of the facility.

"The stadium will always be Nippert Stadium," Babcock said. "That is the brand of our program."

Babcock closed by saying a project update would be provided around the spring football game.

For more information, please visit www.GoBEARCATS.com/nippert_stadium.html.



"Now is the time. This is the place." - Director of Athletics Whit Babcock

2012 UNIVERSITY OF CINCINNATI FOOTBALL

MEDIA SCHEDULE • BELK BOWL WEEK

22	23	24	25	26	27	28
SATURDAY	SUNDAY	MONDAY	TUESDAY	WEDNESDAY	THURSDAY	FRIDAY
Player Shopping Spree 8-10 p.m. - Belk-SouthPark	Team Outing 11-1 p.m. - Char. Motor Speedway Practice 3:30-5 p.m. - Country Day Team Reception 8 p.m. - NASCAR Hall of Fame	Levine Children's Hospital 9:30-10:15 a.m. - Visit Practice 12:45-2:45 p.m. - Country Day	Practice 2:45-4:45 p.m. - Country Day	Media Day 10-11:30 a.m. - Fuel Pizza-Uptown Battle of the Bands 4-5 p.m. - NASCAR HOF Plaza	GAMEDAY 6:30 p.m. - Kickoff - ESPN Cincinnati vs. Duke Bank of America Stadium POSTGAME Coach Stripling & players in designated interview room.	No Availability

SETTING THE SCENE

- » The University of Cincinnati football team will be playing in its 14th bowl game and sixth in the past seven seasons. UC is 7-6 all-time in post-season games and will be making its first trip to the Belk Bowl.
- » UC won its fourth BIG EAST title in five years, the only NCAA FBS AQ team in the nation to achieve that feat. The Bearcats are 19-6 over the past two seasons with two BIG EAST titles and a win over SEC foe Vanderbilt in the 2011 AutoZone Liberty Bowl.
- » The Bearcats and Blue Devils have never met on the gridiron despite being two of the older programs in college football. UC (1885) is celebrating its 125th season of football while Duke (6-6, 3-5 ACC) has been playing since 1895.

ABOUT THE BELK BOWL

- » The Belk Bowl, the first college bowl game to call the Carolinas home, is in its 11th season and will kick off at 6:30 p.m. ET on Thursday, Dec. 27.
- » The game started in 2002 and is played at Bank of America Stadium, the home field of the NFL's Carolina Panthers.
- » Belk is a department store with more than 300 stores across the south.
- » The game will be televised nationally by ESPN and air locally on radio on 700 WLW AM
- » The Bowl has averaged almost 60,000 fans each year with three sellouts and has reached 28 million television households.
- » The Belk Bowl FanFest will feature a free concert with Lady Antebellum outside the stadium prior to kickoff.

- » Past MVPs include BJ Daniels, Dion Lewis, Matt Schaub and Wali Lundy.

CHAMPIONS

- » UC is the only school in the country among the BCS AQ Conferences (ACC, BIG EAST, Big Ten, Big 12, Pac-12, SEC) to win four conference titles in the last five years.
- » Boise State has won four as well, three in the WAC and one in the Mountain West, both non-AQ leagues.
- » The Bearcats are 19-6 over the past two seasons with two BIG EAST titles and a win over SEC foe Vanderbilt in the 2011 AutoZone Liberty Bowl.

WHAT A LONG STRANGE TRIP IT'S BEEN

- » In the span of seven days, the UC football program went from the highest of highs to the lowest of lows and back again.
- » The week started on Saturday, Dec. 1 with the Bearcats winning their fourth BIG EAST Conference title in five seasons.
- » Rumors were swirling around the future of former head coach Butch Jones, who was eventually announced as Tennessee's head coach the morning of Dec. 7, 2012. Hours later, director of athletics Whit Babcock addressed the media and announced 30-year veteran Steve Stripling as UC's interim head coach for the 2012 Belk Bowl.
- » Babcock swung for the fences and connected, as 30 hours later, on Saturday, Dec. 8, Tommy Tuberville was announced as UC's football head coach in front of an enthusiastic crowd of 3,000 UC supporters inside Fifth Third Arena.
- » Babcock said it best when he remarked to the crowd: "Now

is the time and this is the place."

TEAM 125

- » The University of Cincinnati football team will play its 125th season of football in 2012. The Bearcats program dates to 1885 and is one of the 10 oldest in major college football.
- » UC has won four of the past five BIG EAST Championships and has played in a bowl game in six of the past seven seasons and two straight years.
- » The Bearcats have won 64 games over the last six years, the most among the current BIG EAST.

TWENTY-FOUR SENIORS HONORED PRIOR TO USF WIN

- » UC honored 24 seniors in a pregame ceremony before the 27-10 win over USF.
- » The class of 2012 includes: DB Dominique Battle, LB Maalik Bomar, DB Camerron Cheatham, RB Adam Fearing, DB Drew Frey, DL Dan Giordano, OL Sean Hooey, DB Bruce Horner, WR Damon Julian, QB Brendon Kay, TE Travis Kelce, DB Pat Lambert, LB Colin Lozier, OL Sean McClellan, WR Danny Milligan, DL Brandon Mills, DB Malcolm Murray, TE Demetrius Richardson, DB Aaron Roberson, DL Walter Stewart, WR Kenbrell Thompkins, DB Chris Williams, DL John Williams and RB George Winn.

GOING BOWLING

- » With its win at Temple, UC is bowl eligible for the sixth time in the last seven years.
- » UC has been to 13 bowl games in its 125-year history with a record of 7-6.

MITCH'S MISSION

- » The Bearcats adopted Mitch Stone, a 13-year old brain cancer patient at Cincinnati Children's Hospital through the Friends of Jaclyn Foundation in 2009.
- » Mitch, a Cincinnati native who attends Anderson High School, was diagnosed with a primitive neuroectodermal brain tumor (PNET) in Feb. 2009.
- » He underwent surgery to remove the tumor, four bouts of chemotherapy, and 31 radiation treatments.
- » Mitch has been cancer free since November 2009.
- » In December 2009, Mitch started 'Mitch's Mission', a non-profit organization that raises funds to send children with cancer and blood diseases to summer camp.
- » The Bearcats recently helped Mitch's Mission raise \$20,000 for Cincinnati Children's Hospital to send children from the Cancer and Blood Diseases Institute at Cincinnati Children's to summer camp at Camp Joy in Clarksville, Ohio for a week.
- » In February, nearly 500 people, including head coach Butch Jones and 120 student-athletes from all of the Bearcats' programs, celebrated the second annual Mitch's Mission Playdate With The Bearcats at UC's CWRC.
- » For more information, visit www.MitchsMission.com.



TEAM STATISTICAL COMPARISON

CINCINNATI (9-3, 5-2 BIG EAST)

Team Statistics	UC	OPP
Points/Game	31.0	17.2
First Downs	248	232
Rushing/Game	199.8	130.2
Passing/Game	231.0	243.5
Total Offense/Game	430.8	373.8
Fumbles-Lost	17-8	21-10
Pen.-Yds/Game	67/53.0	78/57.3
Time of Possession	28:55	31:05

INDIVIDUAL LEADERS

RUSHING	Att	Net	Avg	TD	YPG
Winn	227	1235	5.3	12	100.3
Abernathy	69	366	5.3	3	30.5

PASSING	C-A-I	Pct.	TD	YPG
Legaux	120-230-9	.522	13	190.7

RECEIVING	Rec	Yds	Avg	TD	YPG
Kelce	40	599	15.0	7	49.9
Thompkins	32	523	16.3	2	43.6

DEFENSE	U-A-TT	TFL	Int.	PBU
Blair	62-61-123	8.5	2	6
Bomar	45-30-75	2.5	1	2

DUKE (6-6, 3-5 ACC)

Team Statistics	DU	OPP
Points/Game	31.3	35.0
First Downs	252	258
Rushing/Game	119.0	200.2
Passing/Game	277.6	261.8
Total Offense/Game	396.6	462.1
Fumbles-Lost	14-7	20-12
Pen.-Yds/Game	71/49.1	74/54.2
Time of Possession	31:00	28:59

INDIVIDUAL LEADERS

RUSHING	Att	Net	Avg	TD	YPG
Duncan	99	516	5.2	4	43.0
Snead	82	389	4.7	2	32.4

PASSING	C-A-I	Pct.	TD	YPG
Renfree	260-392-8	.663	18	250.5

RECEIVING	Rec	Yds	Avg	TD	YPG
Vernon	75	955	12.7	7	79.6
Crowder	70	1025	14.6	8	85.4

DEFENSE	U-A-TT	TFL	Int.	PBU
Canty	51-51-102	5.5	1	3
Byas	41-39-80	6.0	2	2



NCAA TEAM RANKINGS

Category	UC	DU
Rushing Offense	32	104
Passing Offense	63	32
Total Offense	44	65
Scoring Offense	t-47	45
Rushing Defense	27	102
Pass Efficiency Defense	19	101
Total Defense	41	104
Scoring Defense	12	102
Net Punting	48	50
Punt Returns	46	8
Kickoff Returns	12	113
Turnover Margin	39	36
Pass Defense	72	96
Passing Efficiency	54	69
Sacks	29	66
Tackles For A Loss	47	99
Sacks Allowed	25	43

THE RECENT BOWL PAST

- » Over the past five years, the Bearcats have played in two BCS games and most recently knocked off Vanderbilt in the 2011 AutoZone Liberty Bowl in Memphis, Tenn.

ABOUT DUKE

- » Duke finished the season with a 6-6 overall record (3-5 in the ACC, fifth in the Coastal Division).
- » Duke won six of its first eight games, including a 33-30 win over rival North Carolina to become bowl eligible for the first time since 1994.
- » Head Coach David Cutcliffe was named the 2012 ACC Coach of the Year, and nine Blue Devils earned All-ACC recognition following the regular season.
- » With senior quarterback Sean Renfree headlining the offense, Duke is the only team in the nation to have three receivers with 60-plus receptions this season.

UC PLACES EIGHT ON ALL-BIG EAST TEAMS

- » Eight University of Cincinnati football student-athletes were named All-BIG EAST Conference for the 2012 season
- » Sophomore OT Eric Lefeld, junior OG Austen Bujnoch, senior TE Travis Kelce, senior DE Dan Giordano and junior LB Greg Blair were named to the first team while senior RB George Winn, senior DL Walter Stewart and junior P Pat O'Donnell were second-team honorees.
- » O'Donnell was a first-team honoree in 2011 and the only UC player to repeat all-league honors from a year ago.

ON THE HUNT FOR 10

- » UC is one of only five NCAA FBS AQ programs to have won 10 games in four of the past five seasons, joining Alabama, Oklahoma, Oregon and Virginia Tech.
- » If the Bearcats earn a win in the Belk Bowl, they would join Alabama, Oklahoma and Oregon as teams who have achieved the mark in five of the past six seasons.
- » UC has five double-digit win seasons in 124 years of football.

STEWART FACES ADVERSITY

- » DL Walter Stewart was Second-Team All-BIG EAST Conference honoree despite being limited to five games this season due to a career-ending congenital spine abnormality that was discovered following the Fordham game.
- » Stewart tallied 22 tackles, with a season-best nine in the season opener against Pittsburgh.
- » He tied for the team high with 5.0 sacks and at the time of his injury was the BIG EAST's active career sacks leader with 17.0.
- » He also added a pair of forced fumbles and a pass break up.

THROW & CATCH

- » UC has a pair of players on the team, QB Brendon Kay and TE Travis Kelce, who have scored a rushing, passing and receiving touchdown in their careers.
- » Kay has thrown four TD passes to Kelce in 2012.
- » Kelce completed a 39-yard throwback pass to Kay at Connecticut for a TD with 11:20 in the second quarter. It was Kelce's first career TD pass and Kay's first career receiving TD. Kay had a 5-yard reception on a batted pass in the Temple game.
- » Kay has a pair of rushing TDs in 2012 while Kelce added a pair of rushing scores in the 2009 season opener at Rutgers.

FROM THE MIND OF SPAGS, NEW HELMETS

- » Once again, UC will wear an alternate helmet for its postseason contest.
- » The Bearcats will take the field in Charlotte in a red carbon fiber helmet with black C-PAW and claw mark logos, UC's first time in a red helmet since the 1982 season.

- » In 2009 at the Sugar Bowl, UC wore a white helmet with corresponding logos and a claw mark down the middle.
- » In 2011 at the Liberty Bowl, the Bearcats donned flat black helmets with individual player numbers on one side and the C-PAW on the other.
- » UC worked with Hydro Graphics Inc. (HGI), an Oregon based water transfer printing facility which utilized its proprietary HydroSkin® system of finishing to create the unique design.

THE GRADUATES

- » UC features four student-athletes who have finished their primary program of studies and are enrolled in a post-graduate program.
- » QB Brendon Kay (MBA program) and WR Danny Milligan are in graduate school. DB Dominique Battle and RB George Winn are both pursuing second undergrad degrees in paralegal studies.
- » Nine more, DB Cameron Cheatham, RB Adam Fearing, DL Dan Giordano, OL Sean Hooley, WR Bruce Horner, DB Malcolm Murray, DB Aaron Roberson, DL Walter Stewart and WR Kenbrell Thompkins, received bachelor's degrees at fall commencement on Dec. 15, 2012.

CONTINUING EDUCATION

- » RB Adam Fearing, a recent UC graduate, has been accepted into graduate school at Xavier and will continue his studies.
- » Fearing will also work in UC's athletics ticket office and be a student-athlete tutor working with the Bearcats Student-Athlete Support Services office.

KAY WILL RETURN

- » Senior QB Brendon Kay was granted a sixth year of eligibility on Dec. 17, 2012 after the NCAA approved his request for an extension of eligibility waiver.
- » Kay, who suffered multiple injuries during his first four seasons at Cincinnati, missed participation opportunities in both 2008 and 2011. Based on contemporaneous medical documentation and the granting of a medical hardship waiver for the 2011 season by the conference office, the NCAA staff approved the granting of a sixth year of eligibility for Kay to utilize during the 2013-14 season.
- » Kay earned a bachelor's degree in health education during the spring of 2012 and is working towards a master's in business administration.
- » He has played in 10 games for UC this year, starting the last four at quarterback and helping to lead UC to a 3-1 record in those games and the team's fourth BIG EAST Conference title in five years. He is 70-of-113 for 966 yards and six touchdowns. He has averaged 6.1 yards per carry on 38 rushes, tallying 230 yards and adding a pair of touchdowns.
- » Entering the season, he was limited to six career games.
- » He is scheduled to start the Belk Bowl on Dec. 27, 2012 as the Bearcats take on Duke in Charlotte, N.C.

BLAIR BACK TOO

- » Senior LB Greg Blair, a First-Team All-BIG EAST selection, will also return in 2013 after the NCAA granted him a medical hardship for the 2011 season.
- » Blair, who joined the Bearcats prior to 2011 from Lackawanna CC, was limited to only a handful of plays in one game before suffering a season-ending injury.
- » Blair was first on the team and second in the BIG EAST with 123 tackles, an average of 10.2 per game.
- » He led UC with 8.5 tackles for a loss while adding eight passes defended, six pass break ups, four QB hurries, 2.5 sacks, a pair on interceptions and a forced fumble.
- » He had 11 games with six or more tackles; seven double-digit

tackle games and a career best 19 stops at Louisville.

ANCHORS

- » Offensive lineman Austen Bujnoch and Eric Lefeld both earned First-Team All-BIG EAST honors this season.
- » Bujnoch and Lefeld helped lead an offensive line unit that paved the way for a 1,000-yard rusher for the third-straight year while surrendering only 13 sacks, a mark that ranks in the Top-20 in the NCAA FBS in 2012.
- » UC will return its entire starting offensive line for the 2013 season with only backup Sean Hooley scheduled to graduate. Hooley was a starter but missed six games due to injury and led to the emergence of redshirt freshman Parker Ehinger who has allowed the Bearcats to not miss a beat.

ANYONE WANT TO REVOTE THE MACKEY AWARD?

- » TE Travis Kelce, a First-Team All-BIG EAST honoree put together quite the campaign in 2012.
- » Kelce emerged as one of the top tight ends in the country, leading the Bearcats by hauling in 40 receptions for 599 yards and seven touchdowns, a mark that ranks sixth among all tight ends in the NCAA FBS.
- » He also has the unique distinction of scoring a TD by rushing (at Rutgers/2008), receiving (multiple times) and passing (at Connecticut/2012) through his UC career, a claim only one teammate, QB Brendon Kay, can share.

STEPPING UP ON THE EDGE

- » DL Dan Giordano earned First-Team All-BIG EAST honors after playing a big role for UC in 2012, especially emerging as UC's on-field leader after Walter Stewart suffered a career-ending injury against Fordham.
- » Giordano was UC's third-leading tackler with 51 stops, including 21 solo tackles. He finished with 12 QB hurries, 6.0 tackles for a loss, tied for the team lead with 5.0 sacks, and snagged two fumble recoveries, a forced fumble, had a pass break up and pass defended.

WINN-ING

- » RB George Winn put together quite the senior campaign entering the 2012 Belk Bowl.
- » Winn led the BIG EAST Conference in rushing for most of the campaign, falling to the No. 2 spot after the 12th and final regular season game. He rushed 227 times for 1,204 yards and 12 touchdowns.
- » The senior, a second-team all-league honoree, had five games rushing over 100 yards, including a season- and career-best 165 yards on 30 carries for three touchdowns against Syracuse.
- » Winn also added 12 receptions for 116 yards and totaled eight tackles on special teams.
- » His 1,204 rushing yards ranks as the seventh-best single-season effort in UC history while his 12 TDs ranks tied for fourth with former standout Isaiah Pead (2011).

A LEGEND

- » DL Walter Stewart earned Second-Team All-BIG EAST honors despite being limited to five games this season due to a career-ending congenital spine abnormality that was discovered following the Fordham game.
- » Stewart tallied 22 tackles, with a season-best nine in the season opener against Pittsburgh. He tied for the team high with 5.0 sacks and at the time of his injury was the BIG EAST's active career sacks leader with 17.0. He also added a pair of forced fumbles and a pass break up.
- » Stewart has served as a student coach since his injury and earned his bachelor's degree at UC's fall commencement.

GAME CHANGER

- » P Pat O'Donnell punted 55 times for 2,310 yards and a 42.0 yards per punt average.
- » The junior, who earned All-BIG EAST honors for the second-straight season, booted 10 kicks of 50 or more yards, dropped 23 inside the 20-yard line with eight fair catches and only six touchbacks.
- » He had two kicks of 60 yards or more with a season-best kick of 65 yards flipping the field in the USF game and leading a forced fumble for the defense that set up UC's first score.
- » UC's net punting average was second in the BIG EAST and O'Donnell ranked No. 2 as an individual.

TOPPING 1,000

- » RB George Winn is the 15th 1,000-yard rusher in UC history and the third-straight year it has occurred.
- » It is the third time in school history UC has had a 1,000-yard rusher in three consecutive seasons. Isaiah Pead rushed for 1,029 yards (2010) and 1,259 yards (2011).
- » The last time it happened was when Reggie Taylor accomplished the feat from 1984-86. James Bettis (1980-81) and Alan Harvin (1982) were the first duo to reach the mark.
- » Winn achieved his fifth 100-yard rushing and fifth multi-TD game of 2012 and his career with 119 yards and two touchdowns on the ground against USF.
- » Winn needs 158 yards to set UC's single-season rushing record, held by DeMarco McCleskey (1,361 yards, 2002).

TAKING HIS SPOT AT THE TOP

- » Entering the Belk Bowl, RB George Winn has averaged 5.3 yards per carry and 100.3 yards per game with 12 TDs.
- » A year ago, Isaiah Pead averaged 5.3 yards per carry and 96.8 yards per game with 12 TDs.
- » Prior to the 2011 Liberty Bowl, Winn appeared in 23 games, carrying 73 times for 298 yards and a TD, a 4.1 ypc and 13.0 ypg average.

2013 SLATE ANNOUNCED

- » UC will have a strong 2013 home schedule Tuesday that brings Purdue, Boise State and Louisville to Nippert Stadium.
- » The Bearcats 2013 league opponents were released by the BIG EAST Conference with actual game dates to be announced when they become available.
- » UC has won four of the past five BIG EAST Conference titles and will take on two Big Ten teams to open the season, face a pair of first-time opponents and square off with six teams playing in 2012 postseason bowls.
- » Overall, UC will play Boise State, Connecticut, Louisville, Purdue, Northwestern State and UCF at home while facing Illinois, Memphis, Miami (Ohio), Rutgers, San Diego State and USF on the road.
- » The Bearcats have never faced Boise State or UCF and the Broncos, Cardinals, Boilermakers, Knights, Scarlet Knights and Aztecs will all play in bowl games to close out the 2012 season.
- » The BIG EAST Conference splits into an east-west divisional alignment in 2013. UC will be in the East along with Connecticut, Louisville, Rutgers, UCF and USF. Boise State, Houston, Memphis, San Diego State, SMU and Temple make up the West Division. A conference championship game will

be played the last week of the regular season between the division winners on the campus of the squad with the better overall record.

- » UC also released its non-conference game dates for 2013. The Bearcats open up the campaign with Purdue on Aug. 31, 2013 in Nippert. The following week, the Bearcats play their second-straight Big Ten Conference opponent, traveling to Champaign to meet Illinois. UC returns home on Sept. 14 to take on Northwestern State before closing out non-conference play on Sept. 21 against Miami (Ohio) in the 118th Battle for the Victory Bell in Oxford.

KELCE ATOP THE TE CHART

- » On the season, TE Travis Kelce has 40 catches for 599 yards and seven TDs, the best ever season for a UC TE in terms of receiving yards.
- » Kelce had seven receptions against USF, setting his career-high for the second-straight game, surpassing his five catches hauled in against Rutgers.
- » He replaces Joe Koynock at the top of the list, who caught 44 passes for 496 yards and 4 TDs in 1990.
- » Check the full list below.

TOP-10 UC TIGHT END RECEIVING SEASONS

	Name, Year	Rec	Yds	TD
1.	Travis Kelce, 2012	40	599	7
1.	Joe Koynock, 1990	44	496	4
2.	Brent Celek, 2006	35	481	3
3.	Kris Bjorson, 1991	40	409	1
4.	Ben Guidugli, 2009	27	364	3
5.	Brent Celek, 2005	32	361	3
6.	Brent Celek, 2004	22	254	8
7.	Bo Green, 1980	22	249	2
8.	Ben Guidugli, 2008	18	229	1
9.	Daryl Goosby, 1982	22	229	4

HARD-HITTING NEWS

- » Greg Blair recorded 14 tackles against USF, his seventh game with 10 or more tackles this season. Blair's 115 tackles this season mark the fourth-straight year a UC defender has tallied 100 or more stops.

THE DEFENSIVE STAT THAT MATTERS

- » The UC defense is surrendering just 17.2 points per game, a mark that ranks 12th nationally and second in the BIG EAST Conference.
- » UC has held three of its last four opponents and five on the season to 10 points or less and also has held eight of 12 opponents to 17 points or less.
- » The 17.2 points per game is the lowest number of points given up by a Bearcats defense since the 1981 season. That year, UC's defense gave up an average of 17.0 points per game with its opponents scoring 187 points in 11 games.

PITCHING THE EARLY GOOSE EGG

- » The Bearcats shut out their opponent in the first half for the third time this season against USF.
- » UC also held Pittsburgh and Delaware State scoreless in the first two quarters.

GLANCING AT THE RECORD

	2012	STREAK	SINCE 2007
Overall	9-3	W2	57-22
Home	6-1	W1	30-8
Road/Neut.	3-2	W2	26-14
BIG EAST	5-2	W2	29-13
BIG EAST Home	3-1	W1	14-7
BIG EAST Road	2-1	W2	15-6

AROUND THE BIG EAST CONFERENCE

	BIG EAST	OVERALL
Louisville &	5 - 2 .714	10 - 2 .833
Cincinnati &	5 - 2 .714	9 - 3 .750
Rutgers &	5 - 2 .714	9 - 3 .750
Syracuse &	5 - 2 .714	7 - 5 .583
Pittsburgh	3 - 4 .429	6 - 6 .500
Connecticut	2 - 5 .286	5 - 7 .417
Temple	2 - 5 .286	4 - 7 .364
USF	1 - 6 .143	3 - 9 .250

&-Clinched Share of Regular Season Championship

BIG EAST BOWL SCHEDULE

Belk Bowl • Dec. 27 • ESPN

Cincinnati vs. Duke..... 6:30 p.m.
Series: First meeting

Russell Athletic Bowl • Dec. 28 • ESPN

Rutgers vs. Virginia Tech..... 5:30 p.m.
Series: Virginia Tech leads, 11-3
Last Meeting: Oct. 4, 2003 — Virginia Tech, 48-28

New Era Pinstripe Bowl • Dec. 29 • ESPN

Syracuse vs. West Virginia..... 3:15 p.m.
Series: Syracuse leads, 32-27
Last Meeting: Oct. 21, 2011 — Syracuse, 49-23

Allstate Sugar Bowl • Jan. 2 • ESPN

Louisville vs. Florida..... 8:30 p.m.
Series: Florida leads, 2-0
Last Meeting: Oct. 24, 1992 — Florida, 31-17

BBVA Compass Bowl • Jan. 5 • ESPN

Pittsburgh vs. Mississippi..... 1 p.m.
Series: First meeting

BIG EAST CONFERENCE IN-SEASON AWARDS

BIG EAST OFFENSIVE PLAYER OF THE WEEK

- » Oct. 1 • Munchie Legaux, QB, Cincinnati
- » Nov. 5 • George Winn, RB, Cincinnati

BIG EAST DEFENSIVE PLAYER OF THE WEEK

- » Sept. 10 • Walter Stewart, DE, Cincinnati
- » Oct. 1 • Maalik Bomar, LB, Cincinnati

BIG EAST SPECIAL TEAMS PLAYER OF THE WEEK

- » Oct. 1 • Pat O'Donnell, P, Cincinnati
- » Oct. 8 • Tony Miliano, K, Cincinnati
- » Dec. 3 • Tony Miliano, K, Cincinnati

» BY THE NUMBERS

17

- » UC has surpassed the 400-yard mark on 17 occasions since 2010 and is 13-4 when totaling 400 or more yards of total offense.

17.5

- » DL Walter Stewart raised his career total to 17.5 against Fordham, making him the active career leader in the BIG EAST Conference ahead of teammate Brandon Mills (16)

1,051

- » No. of days between 100-yard receiving games for a UC tight end. Travis Kelce finished with 101 yards against Fordham and Ben Guidugli did it last with 147 yards on 11/27/09.

O'DONNELL STRONG IN USF GAME

- » Pat O'Donnell uncorked a 65-yard punt in the first quarter that flipped the field and pinned USF inside its own five-yard line. The punt was the longest of the year for the junior.
- » For the game, O'Donnell punted seven times for 300 yards, a 42.9 yard average, two kicks of 50 or more yards and four inside the 20.

LIGHTING UP THE SCOREBOARD

- » UC 5-0 when scoring 34 or more points in a game in 2012.
- » The Bearcats rank second in the BIG EAST and 49th in the NCAA FBS, averaging 30.7 points per game.
- » UC has scored 23 or more points in all but one game this season (Rutgers).

SIXTY SECONDS OR LESS

- » The third UC scoring drive against USF was the team's seventh of the season that spanned less than a minute.
- » UC finished the game with drives of 30 and 34 seconds, the third time in 2012 the Bearcats have had a pair scoring drives under 60 seconds.

RULE NUMBER ONE

- » The USF game represented the third consecutive game that the Bearcats did not have a lost fumble.
- » It is the fifth game in which UC did not commit a turnover with the Bearcats 5-0 in that situation (USF, Temple, Fordham, Miami (Ohio), Pittsburgh).

BLOCKING KICKS

- » DL Jordan Stepp blocked a 22-yard field goal attempt by Rutgers' Nick Borgese at 1:27 in the third quarter.
- » It was the second time in three weeks UC has blocked an opponent's field goal attempt.
- » Brandon Mills blocked a 25-yard attempt against Syracuse on Nov. 3.

DEFENSE KEEPS IT TIGHT AGAINST KNIGHTS

- » The 10 points allowed in the loss are the fewest points surrendered in a UC loss during the Butch Jones era (last was 20-3 loss at Rutgers [11/19/11]) and the fewest for the Bearcats since they joined the BIG EAST prior to the 2005 season (last was 20-3 loss at Rutgers [11/19/11]).
- » The last time UC allowed as few as 10 points in a game and lost was a 10-7 home setback to Rutgers on Sept. 5, 1987.

INDIVIDUALLY AGAINST RUTGERS

- » TE Travis Kelce had a career-high five receptions for 50 yards against Rutgers. For the season, Kelce has 28 receptions for 472 yards and four TDs. He moves within 10 yards of Brent Celek (481 receiving yards in 2006) for second most by a Bearcat tight end in school history.
- » QB Brendon Kay set career marks for passing yards (251), pass completions (17) and pass attempts (31) against Rutgers.
- » LB Greg Blair led the Bearcats defense with 12 total tackles, including one tackle for loss.
- » LB Nick Temple tied his career high for tackles with eight. He also had eight stops against Vanderbilt last season (12/31/11). He also had one pass breakup against the Scarlet Knights.
- » DB Cameron Cheatum thwarted Rutgers' first drive of the game when he intercepted a pass from RU quarterback Gary Nova at the UC 9-yard line. It marked Cheatum's third interception of the season and seventh of his career. Cheatum finished with seven tackles against Rutgers.
- » DB Dominique Battle stopped a Rutgers scoring effort just before halftime when he picked off a Nova pass in the end zone with 25 seconds left in the second quarter.

NUMBER CRUNCHING • NCAA NATIONAL RANKINGS

TEAM CATEGORY	NCAA RK	ACTUAL	NCAA LEADER	ACTUAL	BE RK	BIG EAST LEADER	ACTUAL
Rushing Offense	31	199.75	Army	369.82	2	Temple	201.18
Passing Offense	63	231.00	Marshall	365.08	4	Syracuse	301.58
Total Offense	44	430.75	Baylor	578.75	2	Syracuse	473.42
Scoring Offense	T-47	31.00	Louisiana Tech	51.50	1	Cincinnati	31.00
Rushing Defense	27	130.25	Alabama	79.77	4	Connecticut	97.92
Pass Efficiency Defense	19	111.14	Florida	91.59	1	Cincinnati	111.14
Total Defense	41	373.75	Alabama	246.00	5	Connecticut	309.92
Scoring Defense	12	17.17	Notre Dame	10.33	2	Rutgers	14.25
Net Punting	46	37.55	Louisiana Tech	43.51	2	Temple	40.76
Punt Returns	46	9.69	Kansas St.	22.00	4	Connecticut	12.45
Kickoff Returns	12	25.53	Kansas St.	29.23	1	Cincinnati	25.53
Turnover Margin	39	.42	Kansas St.	1.75	4	Pittsburgh	1.00
Pass Defense	72	243.50	Nebraska	148.23	7	Louisville	193.75
Passing Efficiency	55	136.77	Alabama	172.06	4	Pittsburgh	155.90
Sacks	29	2.50	Stanford	4.31	2	Connecticut	2.75
Tackles For Loss	48	6.17	Stanford	9.23	4	Syracuse	7.50
Sacks Allowed	25	1.25	North Texas	.50	3	Rutgers	.67

INDIVIDUAL CATEGORY	PLAYER	NCAA RANK	ACTUAL	BE RANK
Rushing	George Winn	31	100.33	2
	Munchie Legaux	33.5	16
	Ralph David Abernathy IV	30.5	17
	Brendon Kay	23	19
	Jameel Poteat	10.82	23
Passing Efficiency (Min. 15 Att./Game)	Munchie Legaux	75	125.67	7
	Brendon Kay	147.74	3
Total Offense	Munchie Legaux	76	205.1	7
	Brendon Kay	119.6	9
	George Winn	103.42	11
	Ralph David Abernathy IV	30.5	23
Receptions Per Game	Travis Kelce	3.33	11
	Anthony McClung	2.82	T-17
	Kenbrell Thompkins	2.67	T-20
Receiving Yards Per Game	Travis Kelce	49.92	8
	Kenbrell Thompkins	43.58	13
	Anthony McClung	39	16
	Damon Julian	31.42	23
Interceptions	Cameron Cheatham	T-71	0.25	T-3
	Drew Frey	0.2	T-9
	Deven Drane	0.18	T-11
	Arryn Chenault	0.18	T-11
	Greg Blair	0.17	T-13
	Dominique Battle	0.1	T-20
	Chris Williams	0.09	T-22
Punting (Min. 3.6 Punts/Game)	Pat O'Donnell	T-38	42	2
Punt Returns (Min. 1.2 Ret./Game)	Anthony McClung	28	9.88	3
Kickoff Returns (Min. 1.2 Ret./Game)	Ralph David Abernathy IV	T-26	26	1
Field Goals	Tony Miliano	T-40	1.25	6
Scoring	Tony Miliano	T-66	7.5	2
	George Winn6	T-9
	Travis Kelce	3.5	19
	Ralph David Abernathy IV3	T-23
All-Purpose Runners	Ralph David Abernathy IV	53	115.92	3
	George Winn	65	110	6
	Anthony McClung	52.73	24
Sacks	Dan Giordano	0.42	8
	Adrian Witty	0.3	T-13
	Nick Temple	0.21	T-24
	Greg Blair	0.21	T-24
	John Williams	0.21	T-24
Tackles	Greg Blair	17	10.25	2
	Maalik Bomar	6.25	T-17
Tackles For Loss	Greg Blair	0.71	T-13

2012 UNIVERSITY OF CINCINNATI FOOTBALL

YOU GIVETH, WE TAKETH

- » UC recorded two interceptions against Rutgers, marking the third time this season the Bearcats have registered multiple interceptions in a game.
- » The Bearcats recorded two interceptions in the Rutgers red zone in the first half.
- » Of UC's nine interceptions entering today, only two had come in the red zone.
- » UC is second in the BIG EAST with its 11 interceptions in 2012.

WINNING IN THE TRENCHES

- » UC has run for 200 or more yards in seven games this season after gaining 228 yards on the ground at Temple.
- » UC rushed a season-high 53 time for 263 yards against Syracuse and had a season-high mark of 272 yards against Miami (Ohio).
- » UC has scored at least one rushing TD in 11 of 12 games.

TEARING UP THE FIELD

- » UC finished with 472 yards of total offense at Temple (244 yards passing/228 yards rushing).
- » The Bearcats have eclipsed 425 yards of total offense in eight of their 11 games this season.
- » It's the 17th time (13-4 record) UC has surpassed the 400-yard mark since 2010.

PER-PLAY PERSISTENCE

- » UC averaged 7.7 yards per play (472 yards on 61 plays) at Temple, its highest total against a BIG EAST Conference foe this season and second-highest total of 2012 behind the 8.3 yards per play averaged against Fordham on Oct. 13 (472 yards in 57 plays).
- » UC's 6.4 yards per play average leads the BIG EAST Conference and is tied for 19th nationally.

KT BACK ON THE BOARD

- » WR Kenbrell Thompkins had a career-long 71-yard TD reception at Temple, the third longest for a UC wideout this season.
- » Thompkins finished with two catches for 79 yards and a TD, his second-best game of the season.

FIRST START A LITTLE OF EVERYTHING FOR KAY

- » QB Brendon Kay made his first career start at Temple, finished 13-of-21 for 244 yards and a pair of TDs.
- » He completed passes to eight different receivers, including himself as he caught a deflected pass and advanced it five yards for his first career reception.
- » Kay connected on a 71-yard TD strike to WR Kenbrell Thompkins in the first quarter and a 65-yard TD to Chris Moore in the third.
- » Kay added a 40-yard run in the second quarter, the longest of his career and finished with a career best 71 yards on the ground.

COMPARING THE OFFENSE - NON-CONFERENCE PLAY (FROM THE PDJ FILES)

- » Through five non-conference games, UC has shown great offensive balance for the second-straight season with 1,095 yards rushing and 1,246 yards passing, an average of 468.2 yards per game.
- » UC's yards per game (468.2) is its best average over the last six seasons while the 2,341 total yards is the best since 2008.

YEAR	G	PTS/GM	RUSH	PASS	TOTAL	YDS/GAME	YDS/PLAY	FUM	INT	TO
2007	5	46.4	965	1,300	2,265	453.0	6.3	3	4	7
2008	6	31.7	894	1,491	2,385	397.5	5.9	7	5	12
2009	5	42.4	545	1,552	2,097	419.4	6.7	1	2	3
2010	5	29.4	893	1,189	2,082	416.4	6.2	7	1	8
2011	5	45.0	1,104	1,096	2,200	440.0	6.3	3	3	6
2012	5	34.8	1,095	1,246	2,341	468.2	6.6	5	5	10

NOTING QB'S FIRST STARTS AT UC

- » For the eighth time in the past 73 games, UC had a QB make their first career start.
- » Below a listing of how the signal callers have fared during their first time staring under center.

DATE	QB	OPP.	C-A-I	YDS.	TD
01/06/07	Davila	vs. W. Mich.	19-35-2	214	2
08/30/07	Mauk	SEMO	18-27-1	244	1
09/15/07	Grutza	at Miami (OH)	25-35-0	290	2
09/20/08	Pike	Miami (OH)	20-24-0	241	3
10/03/08	Anderson	at Marshall	16-26-1	158	2
10/24/09	Collaros	Louisville	15-17-0	253	3
11/19/11	Legaux	at Rutgers	12-31-1	158	0
11/10/12	Kay	at Temple	13-21-0	244	2

QUICK-STRIKE, LONG-DISTANCE OFFENSE

- » UC's 71-yard TD hookup from QB Brendon Kay to WR Kenbrell Thompkins in 15 seconds at Temple was UC's second-shortest scoring drive of the season behind George Winn's eight second 58-yard TD scamper in the season opener against Pittsburgh.
- » It was the third longest scoring pass for UC this season (Legaux to Kelce 78 yards vs. Fordham/Legaux to Abernathy 76 yards vs. Virginia Tech) and the fourth scoring play of 70 or more yards this season.

CLOSING OUT GAMES

- » Late in the game at Temple, UC shut the door with a marathon 13-play, 71-yard drive capped by a Tony Miliano field goal that took 7:05 off the clock, marking the Bearcats longest scoring drive of the season.
- » UC has four 4th-quarter scoring drives of four minutes or more in 2012 and holds a 49-1 record since 2007 when holding a lead entering the fourth quarter.
- » The lone loss came in overtime at Louisville earlier this season.

WINN-ING CONSISTENTLY

- » RB George Winn finished with 20 carries for 85 yards and two TDs at Temple, his 10th-straight game rushing for 75 yards.
- » The last UC player to accomplish the feat was Demarco McCleskey who tallied 75 or more yards rushing in UC's last six games of the 2002 season.

FIRST TIMERS

- » Several firsts occurred for Bearcats in the road win at Temple along with QB Brendon Kay making his first career start.
- » TE Blake Annen had his first catch of the season.
- » WR Chris Moore hauled in his first career receiving TD on a 65-yard pass from Kay that Moore caught in stride at the 20 and took to the end zone. It was a career-long catch for Moore who had a career-best 65 yards on the day.

NIPPERT STADIUM



NIPPERT STADIUM

- » Construction began on UC's home field, Nippert Stadium in 1915 and was completed in 1924.
- » UC has used the Nippert site as a playing field since 1901, making it the second-oldest playing site in the nation for college football behind Penn's Franklin Field (1895).
- » Among NCAA FBS schools, Nippert is the third-oldest stadium still in use, behind Bobby Dodd Stadium (Georgia Tech - 1913), Davis Wade Stadium (Mississippi State - 1914) and ahead of Wisconsin's Camp Randall Stadium, which was built in 1917.
- » USA Today recently named Nippert as the best home-field venue in the BIG EAST Conference and ESPN's Scott Van Pelt cited Nippert as a 'One of the Gems of College Football'.

STREAKING AT HOME IN NON-LEAGUE PLAY

- » UC has won 24 straight home non-conference games at Nippert Stadium, dating back to a 30-24 win over Temple in three overtimes on Sept. 20, 2003.
- » UC is 18-0 on the home turf in non-conference play since the 2007 season.

SELLOUTS AT NIPPERT

- » Nippert Stadium has enjoyed a total of 22 sellouts in its lengthy history, including four of six home games in 2009.
- » Eleven of the Top 12 crowds in Nippert history, including a stadium record of 35,106 against Illinois (2009), have occurred since 2007.
- » Since 2007, UC has set four attendance records and over 1-million fans (1,016,235) have come through the Nippert and Paul Brown Stadium turnstiles.
- » Nippert Stadium's 12 largest crowds are listed below:

ATT.	DATE	OPPONENT	RESULT
35,106	11/27/09	Illinois	W, 49-36*
35,105	11/13/09	West Virginia	W, 24-21*
35,100	11/07/09	Connecticut	W, 47-45*
35,099	10/24/09	Louisville	W, 41-10*
35,098	11/22/08	Pittsburgh	W, 28-21*
35,097	10/06/12	Miami (Ohio)	W, 52-14
35,097	11/17/07	West Virginia	L, 28-23*
35,097	10/13/07	Louisville	L, 28-24*
35,097	09/22/07	Marshall	W, 40-14*
35,097	09/02/01	Purdue	L, 19-14*
34,603	11/29/08	Syracuse	W, 30-10
34,529	11/17/12	Rutgers	L, 10-3

*-Sellouts

GOING STREAKING

- » UC had a 14-game Nippert Stadium winning streak snapped in 2010 against USF. The streak dated back to the 2008 season.
- » Spanning the 2008-09 seasons and the first two home games at Nippert in 2010 (UC played Oklahoma at Paul Brown Stadium), marked the first time in UC history the Bearcats went undefeated at home in back-to-back seasons.
- » The school-record streak of 15-straight wins was set during a span from Nov. 8, 1952-Nov. 13, 1954.

BEARCATS IN THE NFL

With the 2012 NFL season underway, 17 former student-athletes dot active rosters and practice squads. In addition, UC has 21 former players and coaches on NFL coaching staffs.

PLAYERS

NAME (Yrs. @ UC)	TEAM
Connor Barwin (05-08)	Houston Texans
Armon Binns (07-10)	Cincinnati Bengals
Brent Celek (03-06)	Philadelphia Eagles
Trent Cole (02-04)	Philadelphia Eagles
Mardy Gilyard (05, 07-09)	New York Jets
Kevin Huber (07-08)	Cincinnati Bengals
John Hughes (08-11)	Cleveland Browns
Jason Kelce (07-10)	Philadelphia Eagles (IR)
Jeff Linkenbach (06-09)	Indianapolis Colts
Ricardo Mathews (06-09)	Indianapolis Colts
Haruki Nakamura (04-07)	Carolina Panthers
Isaiah Pead (08-11)	St. Louis Rams
Adrien Robinson (08-11)	New York Giants
JK Schaffer (08-11)	Cincinnati Bengals (PS)
Brandon Underwood (08)	Green Bay Packers (IR)
Mike Windt (07-09)	San Diego Chargers
Derek Wolfe (08-11)	Denver Broncos

NFL HEAD COACHES

NAME (@ UC; COACH/PLAYER)	TEAM
John Harbaugh (89-96; c)	Baltimore Ravens
Rex Ryan (96-97; c)	New York Jets
Mike Tomlin (99-00; c)	Pittsburgh Steelers

NFL ASSISTANTS

NAME (@ UC; COACH/PLAYER)	TEAM
Blue Adams (98-02; p)	Miami Dolphins
Paul Boudreau (98-99; c)	St. Louis Rams
Kevin Coyle (78-79; c)	Miami Dolphins
Bill Davis (85-88; p)	Cleveland Browns
Mark Duffner (77-80; c)	Jacksonville Jaguars
Paul Dunn (94-95; c)	Atlanta Falcons
Jeff Fitzgerald (85; c)	Indianapolis Colts
Sam Gaines (93-96; p)	Denver Broncos
Chris Hewitt (93-96; p)	Baltimore Ravens
Williams Inge (08-09; c)	Buffalo Bills
Amos Jones (99-02; c)	Pittsburgh Steelers
Don Martindale (96-98; c)	Baltimore Ravens
Tracy Rocker (02; c)	Tennessee Titans
Jerry Rosburg (92-95; c)	Pittsburgh Steelers
Bill Sheridan (89-91; c)	Tampa Bay Buccaneers
Mike Solari (81-82; c)	San Francisco 49ers
Craig Ver Steeg (90-93; c)	Baltimore Ravens
George Warhop (81-83; p & c)	Cleveland Browns

NFL PEDIGREE

Cincinnati boasts four players on the roster who can lean on a member of their immediate family's background as NFL players.

- » Austen Bujnoch—Son of Glenn Bujnoch, Bengals Buccaneers OL (1976-84)
- » Deven Drane— Son of Dwight Drane, Bills DB (1986-91)
- » Travis Kelce - Brother of Jason Kelce, Eagles OL (2007-10)
- » EJ Junior IV - Father EJ III, Arizona, Miami, Seattle, Tampa Bay LB (1981-93).

FAMILY AFFAIR

This year's roster includes three Bearcats who followed in family footsteps to play for UC.

Brother Played at Cincinnati

- » Austen Bujnoch - Digger (OL, 2004-07)
- » Travis Kelce - Jason (OL, 2007-10)

Grandfather Played at Cincinnati

- » Max Morrison - Joe (RB, 1956-58)

TRICK OR TREAT

- » UC regained the lead against Syracuse on the first play of the second quarter when George Winn took the handoff from quarterback Munchie Legaux then jump passed to Travis Kelce for a 37-yard touchdown score.
- » It was Winn's first career touchdown pass and the first completed pass for a non-UC quarterback since Marcus Barnett connected with Mardy Gilyard for 76 yards at USF on Nov. 3, 2007.

OUT OF THE BULLPEN

- » Backup QB Brendon Kay threw his first career touchdown pass after coming into the Syracuse game in relief of starter Munchie Legaux
- » Kay connected on a 13-yard strike to Travis Kelce with 2:03 left in the third quarter.
- » He completed all three of his passes for 32 yards and ran three times for 18 yards.

THEY GROW UP SO QUICK

- » Syracuse fumbled the game's opening kickoff and a pair of UC true freshmen made it all happen.
- » RB Deonte Buckley forced a fumble from Syracuse returner Jeremiah Kobena at the Orange 21-yard line and WR Jeremy Graves recovered the fumble at the Syracuse 28-yard line.
- » It was Buckley's first forced fumble of his career and was Graves' first career fumble recovery.
- » The force and recovery set up UC's first scoring drive, a 5-yard run by RB George Winn with just under two minutes off the clock.

STREAKING IN NON-LEAGUE PLAY

- » UC has won 24 straight home non-conference games at historic Nippert Stadium, dating back to a 30-24 win in three overtimes over Temple on Sept. 20, 2003.

BLOCK THAT KICK

- » DL Brandon Mills blocked a 24-yard field goal attempt by Syracuse's Ross Krautman with 12:34 left in the second quarter.
- » It was the first career blocked kick for Mills and the first blocked kick for UC since John Hughes got his paw on a field goal attempt against West Virginia a year ago.
- » Mills finished the game with a season-high seven tackles.

THUDDING IT UP

- » DB Chris Williams forced Syracuse quarterback Ryan Nassib to fumble with 3:38 left in the third quarter.
- » Williams came from the blindside on a blitz and knocked the ball from Nassib sending it towards the UC sideline.
- » It was nearly a carbon copy of what Williams did earlier in the game, but a video replay determined the QB's arm was moving forward and overturned that play.
- » DL Dan Giordano recovered the loose football. It marked Williams' first forced fumble and Giordano's first fumble recovery of the season.

PREFERRED TARGET

- » TE Travis Kelce caught three passes for a career-high 101 yards and a TD against Fordham. His 78-yard touchdown reception from QB Munchie Legaux was a personal career-long for a reception and TD reception.

GIVING THE SCOREBOARD A WORKOUT

- » The Bearcats' 101 combined points scored against Miami Ohio and Fordham (52-14 over Miami/49-17 over Fordham) are the most since UC tallied 103 points against Akron (59-14) and N.C. State (44-14) in September 2011.

- » UC has outscored its opponents 48-9 in the first quarter and 75-20 in the first half at Nippert Stadium.
- » The Bearcats scored a touchdown in all five possessions of the second half against Fordham.

UC SETS SERIES WITH BYU

- » The University of Cincinnati and Brigham Young University will play a two-game series in 2015-16.
- » The Bearcats will travel to Provo, Utah, on October 24, 2015, and BYU will come to Cincinnati on November 12, 2016.
- » It will be the first-ever games played between UC and BYU.
- » The 2015 game will be the first time the Bearcats will play in the state of Utah.

DEFUSING THE ROCKETS

- » UC's defense held UT without an offensive TD on the night. Entering the game, UT's offense was averaging 36.4 ppg, a mark that was tied for 30th in the NCAA FBS.
- » The Bearcats held Toledo to 126 yards passing, the lowest total for the Rockets since they tallied 67 yards against Bowling Green on Nov. 28, 2008, a span of 47 games.

DEFENSE PRODUCING

- » The Bearcats' defense scored a touchdown for the second consecutive game when DB Deven Drane picked up a Fordham fumble and ran 76 yards for a touchdown for the game's first score at 9:47 in the first quarter.
- » DB Cameron Cheatham registered a 68-yard interception return for a touchdown in a 52-14 win over Miami (Ohio).
- » It's the first time since 2002 that UC has scored defensive touchdowns in consecutive games. Blue Adams had an 80-yard interception return for a touchdown against Memphis (Oct. 26, 2002) followed by Antwan Peek's 15-yard fumble return for a touchdown at Louisville (Nov. 7, 2002).

AIRING IT OUT

- » QB Munchie Legaux's 78-yard TD pass to TE Travis Kelce at 3:39 in the first quarter against Fordham was UC's longest passing touchdown since QB Zach Collaros found WR Armon Binns for an 81-yard passing TD at Syracuse on Oct. 31, 2009.

GROUND ASSAULT

- » The Bearcats ran for a season-high 272 yards on the ground with George Winn leading the way with 128 yards.
- » It's the most rushing yards in a game for UC since compiling 387 against Austin Peay (Sept. 3, 2011) in a 72-10 victory.

FAKING IT

- » DL Silverberry Mouhon made his first career reception, a 16-yard haul from Brendon Kay, on a fake field goal attempt in the first quarter against Virginia Tech.

#MUNCHIEMAGIC

- » Junior signal caller Munchie Legaux showed his own kind of magic in UC's 27-24 come-from-behind win over Virginia Tech.
- » Legaux hit Damon Julian for a 39-yard touchdown pass with 13 seconds to play, earning the Bearcats their first win over a ranked opponent since 2009.
- » Trailing by four after a VT TD, Legaux took over at his own 15 with 1:43 to play and moved downfield in nine plays for the score without a timeout.
- » Legaux completed 3 of 7 throws for 68 yards on the drive and rushed it himself for another 17.
- » He threw for 166 of his career-high 376 yards in the final period. He finished 19-of-42 with three TDs.

2012 UNIVERSITY OF CINCINNATI FOOTBALL

MIXING IT UP

- » WR Danny Milligan and TE Demetrius Richardson both made their first career starts against Fordham.
- » Milligan had a career-long 29 TD reception in the fourth quarter, his second in as many weeks.
- » Milligan also added a 42-yard punt return that set up WR Jordan Luallen's eventual 1-yard TD scamper.

BREAKING THE PLANE

- » QB Brendon Kay ran one yard for his first collegiate TD to close out the scoring against Fordham.
- » Kay did not attempt a pass against the Rams but had a 28-yard run to set up his TD.
- » He had a career best 77 rushing yards at Temple

DING DING

- » The Bearcats claimed the Victory Bell for the seventh consecutive season with a 52-14 win over Miami (Ohio) in the 117-year old series.
- » UC's 52 points against the RedHawks are the most in the series since a 52-42 win at Miami (Ohio) on 10/30/99.
- » The RedHawks leads the nation's second-oldest NCAA FBS rivalry, 59-51-7.

FUTURE SCHEDULES

- » In 2013, UC plays host to Purdue and Northwestern State and will travel to Champaign to play Illinois along with a trip to Oxford to play Miami (OH).
- » The 2014 schedule will see Stony Brook, Toledo and Miami (OH) come to UC with a road game at Ohio State.

HOLDING THE LINE

- » The UC defense held Virginia Tech without an offensive first down until 5:17 remained in the second quarter.

HAIRY SITUATION

- » OL Austen Bujnoch started his 26th consecutive game at right guard for the Bearcats against USF.
- » One thing was missing and that was a haircut.
- » The redshirt junior from Elder HS is growing his hair out in hopes of donating it to Locks of Love.
- » Locks of Love is a charity organization that makes wigs for patients with cancer and other hair disorders.

YOU CAN'T STOP KT ... THE CHAINS CAN

- » Senior WR Kenbrell Thompkins enjoyed a career night in UC's 27-24 win over Virginia Tech.
- » Thompkins matched a career high with seven receptions and set a career best with 134 yards.

- » He scored his first TD, a 29-yard strike from Munchie Legaux in the third quarter, since 9/22/11 against NC State.
- » The only thing that could stop Thompkins was the measuring chains. He tripped over the chains when they were brought out for a measurement after a fourth-and-1 run. UC earned the first down.

NEW WEAPON IN THE ARSENAL

- » RB Ralph David Abernathy IV compiled 115 all-purpose yards against Pittsburgh, posting career highs for pass receptions (four), receiving yards (71) and receiving TDs (two).
- » Abernathy had a trio of big plays, recording three receptions for 15 yards or more (15-, 19- and 25-yards) for 59 yards.
- » Counting his kick return for 24 yards, RDAIV had 10 touches against the Panthers, averaging 11.5 yards per touch.

AN OUTSTANDING DEBUT

- » LB Greg Blair, making his first career start, led UC with 10 total tackles against Pittsburgh.
- » Blair's brother Dejuan played basketball at Pitt from 2007-09 seasons and now plays for the NBA's San Antonio Spurs.
- » Blair joined the Bearcats a year ago out of Lackawanna JC but missed most of the 2011 season due to a knee injury suffered against Miami (OH).

WELCOME TO CINCINNATI

- » DL John Williams finished with a career-high 1.5 sacks and added two tackles for loss and four tackles against Pittsburgh.
- » Williams, enrolled in a master's program at UC, came to Clifton after four seasons, three as a starter, at Central Michigan where he earned a degree in child development.
- » He was a co-captain for the Chippewas in 2011, limited to just four games due to injury. In 37 career games with 30 starts, Williams has 94 tackles, including 13 for a loss and nine sacks.
- » Williams is a cousin to UC WR Kenbrell Thompkins and Pittsburgh Steelers WR Antonio Brown, who played for Head Coach Butch Jones at CMU.
- » Williams, UC's lone married player, lives with his wife Kim and son Jylin and is the first in his family to earn a college degree.

BULKING UP

- » OL Eric Lefeld made his first career start against Louisville at Paul Brown Stadium on Oct. 15, 2011.
- » That game marked the end of a year long position switch that saw Lefeld transformed from a 240 lb defensive lineman to a 290 lb offensive lineman.
- » After playing seven games a year ago at RT as a redshirt freshman, the sophomore moved to LT this year..

100-YARD QUARTERBACKS

- » Munchie Legaux's 117 yards on the ground against Pittsburgh marked the 11th time a Bearcats QB tallied a 100-yard rushing game.
- » It marked the first 100-yard QB rushing game since Zach Collaros achieved the feat at USF in 2009.
- » Legaux's 19.5 yards per carry average is the best among the 11 QBs who have achieved the feat.

QB 100-YARD RUSHING GAMES

#	Player	Opponent	Att	Yds	Avg.	TD
1.	Albert Johnson	at N. Texas (11/7/70)	19	177	9.3	0
2.	Brig Owens	vs. Tulsa (10/24/64)	25	163	6.5	2
3.	Chad Plummer	vs. Tulsa (8/29/97)	15	153	10.2	2
4.	Chad Plummer	vs. So. Miss (11/1/97)	19	133	7.0	0
5.	Zach Collaros	at USF (10/15/09)	10	132	13.2	2
	Brig Owens	vs. Detroit (10/19/63)	14	132	9.4	2
7.	Albert Johnson	vs. Xavier (10/10/70)	12	130	10.8	3
8.	Albert Johnson	vs. Kent St. (9/18/71)	17	124	7.3	3
9.	Tony Jackson	vs. Kansas St. (10/22/66)	18	118	6.5	3
10.	Munchie Legaux	vs. Pittsburgh (9/6/12)	6	117	19.5	0
11.	Chad Plummer	vs. ULM (11/23/96)	9	108	12.0	1

POLLING DATA

ASSOCIATED PRESS TOP-25

RK	TEAM	RECORD	PTS
1	Notre Dame (60)	12-0	1500
2	Alabama	12-1	1424
3	Ohio State	12-0	1302
4	Florida	11-1	1279
5	Oregon	11-1	1250
6	Georgia	11-2	1213
7	Kansas State	11-1	1129
8	Stanford	11-2	1094
9	LSU	10-2	1051
10	Texas A&M	10-2	1025
11	South Carolina	10-2	907
12	Oklahoma	10-2	851
13	Florida State	11-2	789
14	Clemson	10-2	691
15	Oregon State	9-3	638
16	Northern Illinois	12-1	534
17	UCLA	9-4	440
18	Utah State	10-2	379
19	Michigan	8-4	306
20	Boise State	10-2	276
21	Northwestern	9-3	266
22	Louisville	10-2	248
23	Nebraska	10-3	227
24	San Jose State	10-2	157
25	Kent State	11-2	117













OTHER BIG EAST TEAMS RECEIVING VOTES: Cincinnati 15, Rutgers 6.

USA TODAY COACHES TOP-25

RK	TEAM	RECORD	PTS
1	Notre Dame (56)	12-0	1470
2	Alabama (3)	12-1	1417
3	Oregon	11-1	1313
4	Florida	11-1	1287
5	Georgia	11-2	1216
6	Kansas State	11-1	1190
7	LSU	10-2	1111
8	Stanford	11-2	1047
9	Texas A&M	10-2	1039
10	South Carolina	10-2	947
11	Oklahoma	10-2	890
12	Florida State	11-2	853
13	Clemson	10-2	769
14	Oregon State	9-3	663
15	Boise State	10-2	569
16	Northern Illinois	12-1	495
17	Northwestern	9-3	444
18	Louisville	10-2	409
19	UCLA	9-4	408
20	Utah State	10-2	334
21	Nebraska	10-3	328
22	Michigan	8-4	278
23	Wisconsin	8-5	115
24	San Jose State	10-2	110
25	Texas	8-4	97

OTHER BIG EAST TEAMS RECEIVING VOTES: Cincinnati 46, Rutgers 29

SCHEDULES & RESULTS (9-3, 5-2 BIG EAST CONFERENCE)

DATE	OPPONENT	SITE	TV	TIME	SERIES/RESULT	NOTE
Sept. 6	 PITTSBURGH (5-6) Panthers	Cincinnati, Ohio Nippert Stadium	ESPN	8 p.m.	W, 34-10	UC retains River City Rivalry Trophy; moves to 79-38-10 all-time in season openers.
Sept. 13	 DELAWARE ST. (6-5) Hornets	Cincinnati, Ohio Nippert Stadium	ESPN3	7 p.m.	W, 23-7	Winn rushes for career-best 147 yards and Legaux throws for 208 & 2 TDs in win.
Sept. 29	 VIRGINIA TECH (6-6) Hokies	Landover, Md. FedEx Field	ESPNU	3:30 p.m.	W, 27-24	Legaux to Julian for 38-yard TD with 13 ticks on clock seals come-from behind win in Washington D.C.
Oct. 6	 MIAMI (4-8) RedHawks	Cincinnati, Ohio Nippert Stadium	FOX Sports Ohio	7 p.m.	W, 52-14	UC wins seventh-straight Victory Bell. Early INT TD from Cameron Cheatham sets tone for UC.
Oct. 13	 FORDHAM (6-5) Rams	Cincinnati, Ohio Nippert Stadium	ESPN3	7 p.m.	W, 49-17	Kelce catches three balls for 101 yards and a TD. Legaux throws for 2 scores and runs for another TD.
Oct. 20	 TOLEDO (8-3) Rockets	Toledo, Ohio Glass Bowl	ESPN3	7 p.m.	L, 29-23	UC's defense holds UT without an offensive TD. Miliano knocks through three field goals.
Oct. 26	 LOUISVILLE (9-2) Cardinals	Louisville, Ky. Papa Johns Cardinal Stadium	ESPN2	8 p.m.	L, 34-31 (OT)	Winn rushes for 125 yards, Blair tallies 19 stops. UofL won the Keg of Nails for the first time since 2008.
Nov. 3	 SYRACUSE (7-5) Orange	Cincinnati, Ohio Nippert Stadium	BIG EAST Network	Noon	W, 35-24	Winn tallies four TDs (3 rush, 1 pass) and nets a career-high 165 yards rushing on 30 carries.
Nov. 10	 TEMPLE (4-7) Owls	Philadelphia, Pa. Lincoln Financial Field	BIG EAST Network	Noon	W, 34-10	Kay passes for 244 & 2 TDs, rushes for 71 yards and catches a deflected pass in his first start.
Nov. 17	 RUTGERS (9-2) Scarlet Knights	Cincinnati, Ohio Nippert Stadium	BIG EAST Network	Noon	L, 10-3	UC holds Rutgers to lowest point total of the season. Blair nets 12 tackles in loss.
Nov. 23	 USF (3-8) Bulls	Cincinnati, Ohio Nippert Stadium	ESPN	7 p.m.	UC leads 6-3	Winn runs for 119 yards and 2 TDs. Blair adds 14 tackles, a TFL and a forced fumble.
Dec. 1	 CONNECTICUT (5-6) Huskies	East Hartford, Conn. Rentschler Field	ABC	3:30 p.m.	UC leads 6-2	Fourth time UC & UConn will close out the regular season against each other.

I'D LIKE TO SEE THAT AGAIN PLEASE

- » UC and television partner FOX Sports Ohio will air weekly replays of football games in 2012. The replays are scheduled to air at 11 p.m. Sunday throughout the season.
- » Consult FOXSportsOhio.com for the complete schedule.

SWITCHING SIDES

- » True freshman Leviticus Payne began his UC career at wide receiver, a move that lasted exactly four days, and it has paid off as he's seen action in all 12 games this season.

YOUNGSTERS TAKING OVER ...

- » UC was referenced as being a young football team entering 2012, and people were not making it up.
- » Sixty-four student athletes are at a sophomore level or below with only 40 upperclassmen.
- » The freshmen class of 28 individuals makes up the largest group, which grows to 43 players including redshirts.

2012 UC ROSTER BREAKDOWN BY CLASS

Class	No.
Freshmen	28
Redshirt Freshmen	15
Sophomores	21
Juniors	18
Seniors	22

IT'S A MARATHON, NOT A SPRINT

- » UC is one of 16 NCAA FBS teams who will play 10 or more consecutive weeks during the 2012 season.
- » Of the 16, only UC and Oregon State's schedules will carry them all the way to Dec. 1.

UNLV	13	Aug. 30-Nov. 24
California	12	Sept. 1-Nov. 17
Louisiana Tech	12	Sept. 8-Nov. 24
Texas A&M	12	Sept. 8-Nov. 24
Fresno State	11	Sept. 1-Nov. 10
Oregon State	11	Sept. 22-Dec. 1
San Diego State	11	Sept. 1-Nov. 10
Southern Miss	11	Sept. 15-Nov. 24
UAB	11	Sept. 15-Nov. 24
Air Force	10	Sept. 22-Nov. 24
Cincinnati	10	Sept. 29-Dec. 1
Duke	10	Sept. 1-Nov. 3
Kentucky	10	Sept. 2-Nov. 3
Northern Illinois	10	Sept. 1-Nov. 3
TCU	10	Sept. 8-Nov. 10
Tulane	10	Sept. 22-Nov. 24

CLASS OF THE BIG EAST?

- » Cincinnati is the only BIG EAST Conference program with more than one double-digit win season over the last five years, with the Bearcats racking up four 10-win campaigns.
- » Entering 2012, the Bearcats have won 55 games over the last six years, the most among current league members.
- » The rest, in order: Rutgers (49), South Florida (47), Pittsburgh (44), Connecticut (42), Louisville (41), Temple (36) and Syracuse (26).

LOVING THE BRIGHT LIGHTS OF THURSDAY NIGHT

- » UC's 34-10 victory in the opener gives the Bearcats their fourth win in the last five meetings against Pitt.
- » Pitt holds an 8-4 lead in the series and a 3-2 advantage in games played at Nippert Stadium.
- » The Bearcats retain possession of the River City Rivalry Trophy. With Pitt's pending move to the ACC, the opener marked the

last game in the rivalry for the foreseeable future.

- » UC moved to 5-1 in ESPN Thursday Night primetime games.

A CASE OF THE MUNCHIES

- » QB Munchie Legaux, in his first game as UC's full-time starter, accounted for a career-high 322 yards of total offense against Pitt - running six times for a career-high 117 yards and completing 14 of 28 for 205 yards and two TDs.
- » Legaux gained 77 yards rushing on one play in the third quarter, setting up UC's first touchdown of the second half.
- » The rush was UC's longest since Isaiah Pead ran for 80 yards against Miami (Ohio) on Oct. 9, 2010.

RECORD-SETTING LEGS

- » QB Munchie Legaux set a school record with his 77-yard scamper in the season opener against Pittsburgh, tallying the longest run in school history for a quarterback and the ninth-longest rush overall.
- » His previous career best carry entering the game was a 65-yard run against West Virginia in 2011. During that game, Legaux was called off the bench in relief of injured starter Zach Collaros. Collaros had a 75-yard run of his own at USF in 2009. It came after he entered the game in lieu of injured starter Tony Pike. Collaros' run is the second-longest by a UC signal caller in school history.

STRONG START ... AGAIN

- » Cincinnati took a quick 7-0 lead against Pittsburgh on its first play from scrimmage when RB George Winn ran 58 yards untouched for a touchdown at 13:36 in the first quarter.
- » It marked the second consecutive year the Bearcats scored on their first offensive play.
- » Former RB Isaiah Pead scored on a 40-yard run 18 seconds into the Austin Peay game on Sept. 3, 2011.

2012 UNIVERSITY OF CINCINNATI FOOTBALL

LEADING OFF

- » After knocking off Pittsburgh 34-10 in the 2012 lid lifter, the Bearcats improved to 79-38-10 all-time in season openers, having won 10 of their last 17.
- » UC improved to 6-2 in BIG EAST Conference openers since joining the league, with six consecutive victories.
- » UC is 4-2 all-time in season-opening conference games.

CARRYING ON A FAMILY LEGEND

- » Junior DB Arryn Chenault has been competing against history since he grew up, matching his accomplishments with his uncle Paul Hogue, who is one of the most famous athletes in UC history.
- » Hogue passed away in 2009, but was on the 1961 and '62 national championship basketball teams.
- » Hogue was the Most Outstanding Player of the '61 tournament, spent two seasons in the NBA and owns a spot in the Ohio, Cincinnati and UC Halls of Fame.
- » He'll go in a second time in the UC Hall this year when the entire 1961 team is enshrined.
- » Chenault, from Fairfield HS, is UC's starting strong safety.

OUT IN THE DARK

- » Historic Nippert Stadium sits in the middle of UC's campus and has the unique status of being open to students almost the entire year.
- » If you happened to be walking by this summer on a moonlight night, you have heard the sound of a football echoing off of receiver gloves.
- » You weren't dreaming or going crazy as roommates Munchie Legaux and Anthony McClung would fight the boredom of night working their craft and running routes at Nippert, in the dark, at midnight.
- » McClung said: "I can see him and the ball. I don't know what he is seeing, but as far as running my routes he knows where I am at he puts it on the spot."

FAMILY LEGACY

- » Sophomore running back Ralph David Abernathy IV has a family name that should ring a historical bell.
- » Abernathy's late grandfather, Ralph Jr., was a leader in the American Civil Rights Movement, a minister and a close friend of Dr. Martin Luther King, Jr.
- » His father, Ralph III is a former Georgia State Senator.
- » Abernathy IV ran back 39 kicks for 1,034 yards and a touchdown a year ago, averaging 26.5 yards per return.
- » His 90-yard kickoff return for a touchdown helped turn the momentum in the AutoZone Liberty Bowl and the 31-24 win over Vanderbilt.

THE KIDS ARE ALRIGHT

- » UC's 2012 signing class was ranked as the best in the BIG EAST Conference by Sporting News.
- » The signing class features 16 defensive players and 14 on the offensive side.
- » UC added recruits from nine different states, including 11 student-athletes from the state of Ohio, 10 from within the Tri-State area and five products of Indianapolis. The Bearcats added commitments from California (1), Florida (6), Illinois (1), Michigan (1), Pennsylvania (1) and Tennessee (2).

WALK-ONS CONTRIBUTING

- » The walk-ons had a quorum and then some in UC's season opening victory over Pittsburgh.
- » The Bearcats played 14 walk-ons in the game with a pair, DL Adam Dempsey and OL Sam Longo, earning starts at their respective positions.

- » The non-starters were: RB Chris Burrell, LB Clemente Casseus, RB Adam Fearing, WR Bruce Horner, LB Kevin Hyland, RB Anthony King, DB Pat Lambert, LB Colin Lozier, OL Dominic Mainello, LB Corey Mason, TE Demitrius Richardson, DB Aaron Roberson

TAKE ME TO HIGHER GROUND

- » For the past 13 years, the UC football has called the Higher Ground Conference and Retreat Center in West Harrison, Ind., its preseason training home.
- » The 280-acre facility is located about 30 miles from campus and has served as the Bearcats training camp location since the lead up to the 1999 season.
- » Among many amenities, Higher Ground features a pair of 100-yard FieldTurf practice fields, ample living and meeting spaces and no distractions from football.

DOUBLE DUTY

- » UC radio voice Dan Hoard has added duties as the play-by-play broadcaster of the NFL's Cincinnati Bengals.
- » He joins Bill Hillgrove (Pittsburgh Panthers & Steelers), Wes Durham (Georgia Tech/Atlanta Falcons), and Gene Deckerhoff (Florida State/Tampa Bay Buccaneers) as the only broadcasters in the country to handle radio play-by-play duties for both an NCAA FBS and NFL team.
- » Michigan's Jim Brandstatter is the color analyst on both Wolverines and Detroit Lions broadcasts while ESPN's Dave Pasch (Arizona Cardinals) and Bob Wischusen (NY Jets) are NFL play-by-play voices.

BY THE NUMBERS

- » UC featured seven first time starters and 16 first-time players, including four true freshman in the season-opening win against Pittsburgh.
- » The starters included: LB Greg Blair, DT Adam Dempsey, TE Travis Kelce, RG Sam Longo, C Dan Sprague, DT John Williams and RB George Winn.
- » Among the remaining first-time players were: RB Chris Burrell, OL Parker Ehinger, LB Kevin Hyland, OL Dominic Mainello, WR Max Morrison, DL Silverberry Mouhon, DB Trenier Orr, DL Elijah Shuler and LS Kirk Willis.
- » The four true freshman were: WR Nate Cole, WR Jeremy Graves, DB Leviticus Payne and DL Josh Posley.

OFF-CAMPUS TRAINING SITES

- » UC is one of seven schools who spend time at an off campus site during football training camp.
- » The Bearcats will report in this season and immediately depart for West Harrison, Ind., giving UC a 19-day stay at the Higher Ground Conference & Retreat Center, it's longest during Coach Butch Jones' tenure.

School	Site	City/Miles From Campus
Arizona	Fort Huachuca	Sierra Vista, Ariz./70
Cincinnati	Camp Higher Ground	W. Harrison, Ind./27
Illinois	Camp Rantoul	Rantoul, Ill./20
New Mexico	Camp Lobo	Ruidoso, N.M./185
Northwestern	UW Parkside	Kenosha, Wis./52
UNLV	Camp Rebel	Ely, Nev./248
UTEP	New Mexico Tech	Socorro, N.M./189

SEMESTER CONVERSION ...

- » When UC started its academic term on Aug. 27, 2012 the Bearcats completed the move from a quarter to semester system for the first time since the 1960s.
- » Fall semester began in late August and end in mid-December.

CHANGES COMING TO THE BIG EAST

- » The BIG EAST membership will undergo significant changes in the coming years, a process that began with the 2012 season as Temple returns to the league as a football-playing member.

Here is the breakdown of the coming membership changes:

- » **2012:** Temple joins as a football-only member, replacing West Virginia.
- » **2013:** UCF, Houston, Memphis and SMU join the conference as all-sports members. Temple becomes a member in all sports. Boise State and San Diego State join as football-only members. Syracuse and Pittsburgh depart.
- » **2015:** Navy joins as a football-playing member.

- » In addition to the quality on the playing field, the expanded BIG EAST will have a national reach that spans four time zones and has a direct presence in 13 of the nation's top 50 media markets, covering nearly 28 percent of the nation's households — by far the most of any intercollegiate conference.

BIG EAST CONFERENCE BOWL TIE-INS

Russell Athletic Bowl

- » Florida Citrus Bowl • Orlando, Fla. • Dec. 28, 2012
- » BIG EAST vs. ACC • ESPN/ESPN2

Belk Bowl

- » Bank of America Stadium • Charlotte, N.C. • Dec. 27, 2012
- » BIG EAST vs. ACC • ESPN

New Era Pinstripe Bowl

- » Yankee Stadium • Bronx, N.Y.
- » Dec. 29, 2012 • BIG EAST vs. Big 12 • ESPN

BBVA Compass Bowl

- » Legion Field • Birmingham, Ala.
- » Jan. 5, 2013 • BIG EAST vs. SEC • ESPN

AutoZone Liberty Bowl

- » Liberty Bowl Memorial Stadium • Memphis, Tenn.
- » Dec. 31, 2012 • BIG EAST vs. SEC/Conference USA • ESPN

Beef 'O' Brady's Bowl

- » Tropicana Field • St. Petersburg, Fla.
- » Dec. 21, 2012 • BIG EAST vs. Conference USA • ESPN

BOWL CHAMPIONSHIP SERIES GAMES

Rose Bowl Game presented by Vizio

- » Jan. 1 • Pasadena, Calif.
- » 4:30 p.m. ET • ESPN

Discover Orange Bowl

- » Jan. 1 • Miami Gardens, Fla.
- » 8 p.m. ET • ESPN

Allstate Sugar Bowl

- » Jan. 2 • New Orleans, La.
- » 8:30 p.m. ET • ESPN

Tostitos Fiesta Bowl

- » Jan. 3 • Glendale, Ariz.
- » 8:30 p.m. ET • ESPN

Discover BCS National Championship Game

- » Jan. 7 • Miami Gardens, Fla.
- » 8:30 p.m. ET • ESPN

ATHLETICS POINTS OF PRIDE

NOTEWORTHY SUCCESS

- » The University of Cincinnati's rich sports history and tradition dates back to the 1880s when UC took part in the first football games played in the state of Ohio.
- » In the late 1950s, Bearcat great Oscar Robertson rewrote the college basketball scoring records while earning his reputation as one of the best to play the game.
- » UC became the first school to make five consecutive appearances in the NCAA Final Four.
- » Bearcats alums have represented UC in just about every major sporting event – the World Series, Super Bowl, NBA Finals, Wimbledon and the Olympics.
- » In the most recent ranking from the National Science Foundation, UC is one of three public institutions to rank in the Top-25 of federal research funding along with finishing ranked in the Top-25 in men's basketball and football.

PROUD HISTORY

- » UC has been competing in intercollegiate athletics for 125 years.
- » UC has produced 17 Olympians.
- » UC football played its first game in 1885, is one of the 10 oldest programs in the NCAA FBS and recently took part in the 2009 Orange Bowl, 2010 Sugar Bowl and 2011 Liberty Bowl.
- » Cincinnati has produced three current NFL head coaches, including Jets' Head Coach Rex Ryan, Ravens' Head Coach John Harbaugh and Steelers' Head Coach Mike Tomlin. All three were former UC assistant coaches.
- » Among BIG EAST schools, Cincinnati had the most taken in the 2012 NFL Draft with four.
- » Men's basketball has made six Final Four appearances, winning two national championships and claiming a runner-up finish.
- » Two former Bearcats have been inducted into the Basketball Hall of Fame and three former UC players are in the Baseball Hall of Fame.
- » Oscar Robertson was named the Player of the Century by the National Association of Basketball Coaches in 2000.
- » More than 150 student-athletes have earned All-American honors.

THE RECENT PAST

- » Since 2007, UC athletics has produced one NCAA individual champion, four BIG EAST team titles, 16 All-Americans, and 87 All-BIG EAST honorees.
- » UC is the winningest football program in the BIG EAST over the past six years with 59 wins. During that span, UC has won three BIG EAST titles, played in two BCS bowl games and made three other bowl trips while racking up four 10-win seasons.
- » Men's basketball advanced to the NCAA Tournament Sweet 16 for the first time since 2001 after its runner-up finish in the BIG EAST Tournament. UC played in the tournament championship game for the first time since joining the conference in 2005. UC is the only school from a major conference to increase or match its win total in men's basketball in each of the last six seasons.
- » The Bearcats also beat eight ranked opponents in 2011-12.
- » Cincinnati is one of six schools to finish in the USA Today Coaches' Poll Top 25 in men's basketball (No. 18) and football (No. 21). It is also one of five schools to win a bowl game against a BCS opponent and make the Sweet 16 in men's basketball.
- » UC has had 14 Bearcats selected in the NBA drafts over the last 17 years, including Kenyon Martin who was chosen as the top overall pick of the 2000 NBA Draft.
- » Seventeen former Bearcats are currently playing in the NFL, including two-time Pro Bowl honoree Trent Cole – one of the league's top sack leaders since 2006.

IRON MAN

- » Senior DB Drew Frey, entering his sixth season with the program, holds the current team record for days spent at Camp Higher Ground. The 2011 First-Team All-BIG EAST selection marked his 82nd day at the Bearcats preseason home when the team broke camp in late August.
- » Frey missed the better part of two seasons due to injuries and entered 2012 with 36 starts under his belt.
- » Frey is an architectural engineering technology major with a 3.418 overall grade point average. He has been a dean's list student in eight academic quarters. He was named to the Academic All-BIG EAST Team in 2009, 2010 and 2011. Frey also earned the National Football Foundation's Cincinnati Chapter Scholar-Athlete Award in 2011.

MORRISON ALREADY A RECORD HOLDER?

- » Redshirt freshman wide receiver Max Morrison hauled in 289 catches during his high school career for 4,147 yards and 56 touchdowns.
- » Those numbers would top the UC all-time record for receptions (Gilyard/Goodman/Vann: 204), reception yards (Gilyard: 3,003) and receiving touchdowns (Gilyard: 25).
- » Morrison also has a UC historical tie as his late grandfather Joe played HB, QB and defense at UC from 1956-58 before playing in the NFL for the New York Giants and later serving as the head coach at the University of South Carolina.
- » Morrison's father Rick was a WR at Ball State and his uncle is former University of Michigan head coach Gary Moeller.

LOOKING AT THE NUMBERS

- » Over the past five seasons, UC ranks among the Top-20 teams in the country in terms of average Bowl Championship Series rankings.
- » Brett McMurphy at CBSSports.com recently broke down the top teams in the BCS standings over the last five years.
- » McMurphy gave each team a point ranking depending on where they finished: 25 for 1st, 24, for 2nd, etc.
- » UC ended up ranked No. 16 based off of a 22nd place finish in 2007, 12th in 2008 and third in 2009.
- » During that span, UC has won three BIG EAST Conference titles, played in two BCS bowl games and made two other bowl trips while racking up four 10-win seasons.
- » UC was the only BIG EAST Conference program ranked and finished ahead of Arkansas (19th), West Virginia (t-20th), Michigan State (22nd) and Auburn (25th).

A NEW HALL OF FAMER

- » Former UC kicker Jonathan Ruffin was inducted with the 2012 class to the James P. Kelly Athletics Hall of Fame.
- » Ruffin was honored as the winner of the 2000 Lou Groza Award, which is presented annually to the top football placekicker. He also became the Bearcats first-ever consensus first-team All-America selection that year.
- » Ruffin become one of the few football players to have played in the NFL, NFL Europe, CFL and AFL.
- » He last played professionally in 2008 and is now a fireman in his hometown of Metairie, La.

SHEAKLEY ATHLETICS CENTER COMPLETED

- » UC held its formal opening ceremony of the Sheakley Athletic Center on Aug. 28, 2012 before a crowd of over 200 supporters, coaches, student-athletes and staff.
- » The new \$15-million facility, which has already been put into use in stages, will be the home to the Bearcats lacrosse team for competition, football team for practice and - when the bubble is in place - serve as an indoor practice venue for all outdoor programs during the winter months.

- » The first phase of construction, completed on Sept. 1, 2010, includes lighted 50- and 100-yard fields.
- » The second phase includes bleacher seating, a press box, a scoreboard, a video/viewing tower, locker/team rooms, a training/taping room, restrooms, and a plaza to connect the practice facilities with UC's Varsity Village.
- » It is named for Larry Sheakley, the CEO of The Sheakley Group and lead donor to the project, and his wife, Rhonda.
- » Sheakley will receive an honorary degree from UC at the Fall 2012 commencement ceremony.

LATE ADDITIONS ADD DEPTH TO ROSTER ...

- » The University of Cincinnati football team added three student-athletes, wide receiver Braxton Lane (Tyrone, Ga./Sandy Creek HS), linebacker Jeff Luc (Port St. Lucie, Fla./Treasure Coast/Florida State) and defensive lineman Elijah Shuler (North Brandford, Conn./North Brandford/Pierce CC), to its 2012 roster during the summer.
- » Lane is a freshman who spent the last three years playing professional baseball, Luc is a junior transfer from Florida State who will sit out the 2012 season due to NCAA regulations and Shuler is a junior-college transfer from Pierce College in Los Angeles, Calif.
- » Lane is a 5-11, 192 pound speedster out of Sandy Creek HS in Georgia, the same high school that produced another current UC wideout, sophomore Alex Chisum. Lane, a high school All-America baseball player, spent the past three seasons (2009-2011) in the Texas Rangers' minor league system playing in the Arizona League and for the Spokane Indians and Hickory Crawdads. He was selected in the seventh round of the 2009 Major League Baseball Draft by the Rangers with the 214th overall selection.
- » Luc played in 19 career games at Florida State, tallying 23 career tackles and three tackles for loss. In 2011, he played in 11 games and recorded 15 tackles and two tackles for loss. He was a highly-touted prospect out of Treasure Coast HS, ranked as the No. 1 inside linebacker in the country by Rivals.
- » Shuler joins the Bearcats after a year at Pierce College and another at Mt. Ida College. He saw time in 15 junior-college games, earning five starts and totaling 51 tackles, including 30 solo stops, 4.5 tackles for a loss and 2.5 sacks along with a QB hurry and a fumble recovery.

A BRIEF HISTORY OF UC ...

- » The University of Cincinnati, Ohio's premier urban research university, traces its origins to 1819.
- » Today, the University of Cincinnati is classified as a Research University (Very High Research Activity) by the Carnegie Commission and is ranked as one of America's top 25 public research universities by the National Science Foundation.
- » U.S. News has ranked UC in the Top Tier of America's Best Colleges. The Chronicle of Higher Education calls UC a "research heavyweight."
- » Forbes and Delta Sky magazines have named UC one of the world's most beautiful campuses.
- » UC is the largest employer in the Cincinnati region, with an economic impact of more than \$3 billion.

2012 UNIVERSITY OF CINCINNATI FOOTBALL
ROSTER

NUMERICAL									ALPHABETICAL		
No.	Name	Pos.	Ht.	Wt.	Cl.	Ex.	Hometown/High School/Last School		No.	Name	Pos.
1	Ralph David Abernathy IV	RB	5-7	161	So.	1L	Atlanta, Ga./Westminster School		1	Ralph David Abernathy IV	RB
2	Trenier Orr *	DB	5-11	179	Fr.	RS	Winter Garden, Fla./Ocoee		88	Shakim Alonzo	WR
+ 4	Maalik Bomar	LB	6-2	228	Sr.	3L	Cincinnati, Ohio/Winton Woods		86	Blake Annen *	TE
+ 4	Munchie Legaux	QB	6-5	199	Jr.	2L	New Orleans, La./Edna Karr		+ 38	Mason Antoun ^ *	LB
5	Dyjuan Lewis *	WR	6-3	202	So.	1L	Indianapolis, Ind./Pike		+ 9	Dominique Battle	DB
6	Anthony McClung	WR	6-0	172	Jr.	2L	Indianapolis, Ind./Pike		39	Demitri Beal *	DB
7	Kenbrell Thompkins *	WR	6-1	190	Sr.	1L	Miami, Fla./Northwestern/EI Camino CC		90	Camaron Beard *	DL
8	Adrian Witty *	DB	5-10	182	So.	1L	Deerfield Beach, Fla./Deerfield Beach		51	Greg Blair	LB
+ 9	Dominique Battle *	DB	5-11	192	Sr.	2L	Boca Raton, Fla./American Heritage		+ 4	Maalik Bomar	LB
+ 9	Patrick Coyne *	QB	6-1	228	Fr.	RS	Cincinnati, Ohio/Badin		59	Deyshawn Bond	OL
+ 10	Bennie Coney	QB	6-3	204	Fr.	HS	Plant City, Fla./Plant City		40	Kevin Brown	DB
+ 10	Jordan Luallen *	WR	6-3	222	Jr.	1L	Greenwood, Ind./Center Grove/Ga. Tech		+ 46	Devin Bruns ^	LB
+ 11	Deven Drane	DB	5-11	186	Jr.	2L	Plantation, Fla./Plantation		27	Drake Bruns	DB
+ 11	Brendon Kay *	QB	6-4	233	Sr.	SQ	Marine City, Mich./Marine City		53	Franklin Bruscianelli ^	LB
+ 12	Trenton Norvell	QB	6-5	213	Fr.	HS	Daytona Beach, Fla./Seabreeze		31	Deionte Buckley	RB
+ 12	Leviticus Payne	DB	5-9	179	Fr.	HS	Southfield, Mich./Southfield		76	Austen Bujnoch *	OL
13	Pat Lambert ^ *	DB	6-1	197	Sr.	3L	St. Cloud, Fla./Osceola		24	Chris Burrell ^	WR
14	Tony Milano *	K	6-2	186	So.	1L	North Bend, Ohio/Elder		95	Jonathan Burt	DL
15	Chris Moore *	WR	6-1	189	Fr.	RS	Tampa, Fla./Thomas Jefferson		57	Clemente Casseus ^	LB
16	Damon Julian	WR	6-2	210	Sr.	1L	Sicklerville, N.J./Winslow Twp./Pierce CC		21	Camerron Cheatham *	DB
17	Malcolm Murray	DB	6-1	200	Sr.	SQ	Glendale, Calif./Junipero Serra/Mt. SAC		25	Arryn Chenault	DB
18	Travis Kelce *	TE	6-6	260	Sr.	2L	Cleveland Hts., Ohio/Cleveland Hts.		80	Alex Chisum	WR
19	Shaq Washington *	WR	5-9	167	So.	SQ	Maple Hts., Ohio/Maple Hts.		84	Nate Cole	WR
20	Chris Williams	DB	5-11	190	Sr.	3L	Cincinnati, Ohio/Winton Woods		+ 10	Bennie Coney	QB
21	Camerron Cheatham *	DB	5-9	187	Sr.	3L	Kalamazoo, Mich./Central		+ 35	Dylan Coombs ^	DB
22	Jameel Poteat	RB	5-10	207	So.	1L	Harrisburg, Pa./Bishop McDevitt		+ 9	Patrick Coyne *	QB
23	Tion Green	RB	6-0	211	Fr.	HS	Sanford, Fla./Lake Brantley		79	Andre Cureton *	OL
+ 24	Chris Burrell ^ *	WR	5-6	162	So.	TR	Westwood, N.J./Don Bosco/Temple		91	Adam Dempsey ^	DL
+ 24	John Lloyd ^	P	6-2	226	So.	SQ	Cincinnati, Ohio/CHCA		81	DJ Dowdy	TE
+ 25	Arryn Chenault	DB	6-0	207	Jr.	2L	Cincinnati, Ohio/Fairfield		+ 11	Deven Drane	DB
+ 25	Rob Rice ^ *	RB	5-10	182	Fr.	RS	Cincinnati, Ohio/McNicholas		78	Parker Ehinger *	OL
+ 26	Drew Frey *	DB	6-3	212	Sr.	3L	Wilmington, Ohio/Clinton-Massie		38	Adam Fearing ^	RB
+ 26	Braxton Lane	WR	5-11	202	Fr.	HS	Tyrone, Ga./Sandy Creek HS		36	Marcus Foster	DB
27	Drake Bruns	DB	6-0	198	Fr.	HS	Fort Thomas, Ky./Highlands		+ 26	Drew Frey *	DB
29	Andre Jones	DB	6-1	198	Fr.	HS	Cincinnati, Ohio/Colerain		99	Dan Giordano *	DL
30	Aaron Roberson ^ *	DB	5-11	180	Sr.	2L	Maple Hts., Ohio/Chanel/Gannon		+ 87	Jacob Giltrow ^ *	WR
31	Deionte Buckley	RB	5-9	201	Fr.	HS	Indianapolis, Ind./Warren Central		+ 42	Jared Golden	TE
32	George Winn *	RB	5-11	210	Sr.	3L	Southfield, Mich./U. of Detroit Jesuit		87	Jeremy Graves	WR
33	Solomon Tentman *	LB	6-2	228	So.	1L	Cincinnati, Ohio/Roger Bacon		23	Tion Green	RB
34	Pat O'Donnell	P	6-5	222	Jr.	2L	Lakewood, Fla./Palm Beach Central		42	Corey Griffin	LB
+ 35	Dylan Coombs ^	DB	6-1	173	Fr.	HS	Cincinnati, Ohio/Colerain		97	Chad Hannah *	DL
+ 35	Josh Russ *	TE	6-5	233	So.	SQ	Elyria, Ohio/Elyria Catholic		93	Brad Harrah *	DL
36	Marcus Foster	DB	6-1	208	Fr.	HS	Troy, Ohio/Troy		77	Sean Hooey	OL
37	Joey Jones	LB	6-0	204	Fr.	HS	Homestead, Fla./South Dade		85	Bruce Horner ^ *	WR
+ 38	Mason Antoun ^ *	LB	6-1	231	Fr.	RS	Cincinnati, Ohio/Reading		+ 41	Nick Hunt	K
+ 38	Adam Fearing ^	RB	5-9	182	Sr.	SQ	Dayton, Ohio/Carroll		+ 41	Kevin Hyland ^ *	LB
39	Demitri Beal *	DB	5-11	191	So.	1L	Pembroke Park, Fla./Chaminade-Madonna		29	Andre Jones	DB
40	Kevin Brown	DB	6-1	207	Fr.	HS	Indianapolis, Ind./Lawrence Central		37	Joey Jones	LB
+ 41	Nick Hunt ^	K	5-7	179	Fr.	HS	Cincinnati, Ohio/McNicholas		16	Damon Julian	WR
+ 41	Kevin Hyland ^ *	LB	6-2	225	Fr.	RS	Cincinnati, Ohio/Elder		56	EJ Junior IV	LB
+ 42	Jared Golden ^	TE	6-1	241	Fr.	HS	Gallipolis, Ohio/Gallia Academy		+ 11	Brendon Kay *	QB
+ 42	Corey Griffin	LB	6-1	216	Fr.	HS	Miami, Fla./Coral Reef Senior		62	Cory Keebler *	OL
43	Nick Temple	LB	5-10	219	So.	1L	Indianapolis, Ind./Warren Central		18	Travis Kelce *	TE
44	Corey Mason ^ *	LB	6-3	227	So.	SQ	Cincinnati, Ohio/Elder		49	Anthony King ^	RB
45	Ey'Shawn McClain	LB	6-1	249	Fr.	HS	Jacksonville, Fla./Raines		13	Pat Lambert ^ *	DB
+ 46	Devin Bruns ^	LB	6-1	222	Fr.	HS	Fort Thomas, Ky./Highlands		+ 26	Braxton Lane	WR
+ 46	Mitch Meador *	DL	6-4	281	Jr.	2L	Greenwood, Ind./Whiteland Community		73	Ryan Leahy	OL

ALPHABETICAL

No.	Name	Pos.
71	Eric Lefeld *	OL
+ 4	Munchie Legaux	QB
5	Dyjuan Lewis *	WR
+ 24	John Lloyd ^	P
60	Sam Longo ^ *	OL
55	Roney Lozano *	DL
47	Colin Lozier ^	LB
+ 10	Jordan Luallen *	WR
+ 48	Jeff Luc #	LB
69	Dominic Mainello ^ *	OL
+ 48	Breon Mapp ^ *	DB
44	Corey Mason ^ *	LB
45	Ey'Shawn McClain	LB
66	Sean McClellan *	OL
6	Anthony McClung	WR
+ 46	Mitch Meador *	DL
14	Tony Miliano *	K
83	Danny Milligan *	WR
+ 58	Brandon Mills *	DL
70	Brandon Mitchell *	DL
15	Chris Moore *	WR
82	Max Morrison *	WR
92	Silverberry Mouhon *	DL
74	Justin Murray *	OL
17	Malcolm Murray	DB
+ 12	Trenton Norvell	QB
34	Pat O'Donnell	P
2	Trenier Orr *	DB
50	Alex Pace	DL
+ 12	Leviticus Payne	WR
96	Josh Posley	DL
22	Jameel Poteat	RB
+ 25	Rob Rice ^ *	RB
89	Demetrius Richardson ^	TE
30	Aaron Roberson ^ *	DB
+ 35	Josh Russ *	TE
75	Kevin Schloemer *	OL
52	Elijah Shuler	DL
63	Dan Sprague *	OL
+ 48	Matt Staubach ^ *	TE
94	Jordan Stepp *	DL
54	Walter Stewart *	DL
43	Nick Temple	LB
33	Solomon Tentman *	LB
7	Kenbrell Thompkins *	WR
19	Shaq Washington *	WR
+ 58	Chad West *	OL
20	Chris Williams	DB
95	John Williams	DL
61	Kirk Willis ^ *	LS
32	George Winn *	RB
8	Adrian Witty *	DB

NUMERICAL

No.	Name	Pos.	Ht.	Wt.	Cl.	Ex.	Hometown/High School/Last School
47	Colin Lozier ^	LB	6-0	223	Sr.	3L	Cincinnati, Ohio/Colerain
+ 48	Jeff Luc #	LB	6-1	248	Jr.	TR	Port St. Lucie, Fla./Treasure Coast/Fla. St.
+ 48	Breon Mapp ^ *	DB	5-10	197	Jr.	TR	Cincinnati, Ohio/Anderson/Thomas More
+ 48	Matt Staubach ^ *	TE	6-5	241	Fr.	RS	Cincinnati, Ohio/McNicholas
49	Anthony King ^	RB	5-11	222	Jr.	1L	Chicago, Ill./Ayersville
50	Alex Pace	DL	6-2	298	Fr.	HS	Cleveland, Ohio/Ginn Academy
51	Greg Blair	LB	6-2	252	Sr.	SQ	Pittsburgh, Pa./Schenley/Lackawanna CC
52	Elijah Shuler	DL	6-3	258	Jr.	JC	N. Brandford, Conn./N. Brandford/Pierce CC
53	Franklin Bruscianni ^	LB	6-0	219	Fr.	HS	Woodridge, Ill./Montini Catholic
54	Walter Stewart *	DL	6-5	249	Sr.	3L	Ashville, Ohio/Teays Valley
55	Roney Lozano *	DL	6-2	265	So.	1L	Miami, Fla./American
56	EJ Junior IV	LB	6-0	210	Fr.	HS	Middletown, Ohio/Middletown
57	Clemente Casseus ^	LB	6-1	229	So.	SQ	Miami Fla./Everglades
+ 58	Brandon Mills *	DL	5-10	240	Sr.	3L	Cincinnati, Ohio/Colerain
+ 58	Chad West *	OL	6-6	255	Fr.	RS	Perry, Ohio/Perry
59	Deyshawn Bond	OL	6-2	287	Fr.	HS	Indianapolis, Ind./Warren Central
60	Sam Longo ^ *	OL	6-5	286	Jr.	TR	Spring Valley, Ohio/Bellbrook/Ohio State
61	Kirk Willis ^ *	LS	6-2	227	Fr.	RS	Granville, Ohio/Granville
62	Cory Keebler *	OL	6-7	275	So.	1L	Liberty Township, Ohio/Lakota East
63	Dan Sprague *	OL	6-3	283	Jr.	SQ	Worthington, Ohio/Kilbourne
66	Sean McClellan *	OL	6-4	286	Jr.	SQ	Cincinnati, Ohio/Moeller
69	Dominic Mainello ^ *	OL	6-3	272	So.	SQ	Fort Mitchell, Ky./Beechwood
70	Brandon Mitchell *	DL	6-2	285	Fr.	RS	Cincinnati, Ohio/Withrow
71	Eric Lefeld *	OL	6-6	287	So.	1L	Coldwater, Ohio/Coldwater
73	Ryan Leahy	OL	6-6	269	Fr.	HS	Cincinnati, Ohio/LaSalle
74	Justin Murray *	OL	6-5	272	Fr.	RS	Cincinnati, Ohio/Sycamore
75	Kevin Schloemer *	OL	6-7	290	So.	SQ	Liberty Township, Ohio/Lakota West
76	Austen Bujnoch *	OL	6-5	285	Jr.	2L	Cincinnati, Ohio/Elder
77	Sean Hooey	OL	6-9	295	Sr.	2L	Litchfield, Mich./Hillsdale
78	Parker Ehinger *	OL	6-7	290	Fr.	RS	Rockford, Mich./Rockford
79	Andre Cureton *	OL	6-6	299	Jr.	SQ	Indianapolis, Ind./Pike
80	Alex Chisum	WR	6-3	187	So.	1L	Fayetteville, Ga./Sandy Creek
81	DJ Dowdy	TE	6-4	223	Fr.	HS	Akron, Ohio/North
82	Max Morrison *	WR	6-1	179	Fr.	RS	Kenton, Ohio/Kenton
83	Danny Milligan *	WR	5-9	172	Sr.	2L	Cincinnati, Ohio/St. Xavier
84	Nate Cole	WR	6-1	183	Fr.	HS	Memphis, Tenn./Mitchell
85	Bruce Horner ^ *	WR	6-1	172	Sr.	2L	Southfield, Mich./Harrison
86	Blake Annen *	TE	6-5	247	Jr.	2L	Upper Arlington, Ohio/Upper Arlington
+ 87	Jacob Giltrow ^ *	WR	6-0	190	So.	SQ	West Chester, Ohio/Lakota West
+ 87	Jeremy Graves	WR	6-2	193	Fr.	HS	Cleveland, Ohio/Maple Heights
88	Shakim Alonzo	WR	6-4	207	Fr.	HS	Pittsburgh, Pa./Woodland Hills
89	Demetrius Richardson ^	TE	6-2	240	Sr.	2L	Marlton, N.J./Cherokee/USMAPS
90	Cameron Beard *	DL	6-5	275	So.	1L	Indianapolis, Ind./Cathedral
91	Adam Dempsey ^	DL	6-2	271	Jr.	SQ	Fort Thomas, Ky./Highlands
92	Silverberry Mouhon *	DL	6-4	242	Fr.	RS	Norcross, Ga./Norcross
93	Brad Harrah *	DL	6-5	253	So.	SQ	Marion, Ohio/Marion Pleasant
94	Jordan Stepp *	DL	6-1	268	Jr.	2L	Indianapolis, Ind./Ben Davis
+ 95	Jonathan Burt	DL	6-1	242	Fr.	HS	Indianapolis, Ind./Warren Central
+ 95	John Williams	DL	6-0	283	Sr.	TR	Miami, Fla./Central/Central Michigan
96	Josh Posley	DL	6-1	255	Fr.	HS	Indianapolis, Ind./Warren Central
97	Chad Hannah *	DL	6-6	245	Fr.	RS	Tampa, Fla./Gaither
99	Dan Giordano *	DL	6-4	260	Sr.	3L	Frankfort, Ill./Lincoln-Way East

+ - Duplicate number; * - Has utilized redshirt year; ^ - Walk-on; # Sitting out the season due to NCAA transfer regulation.

2012 UNIVERSITY OF CINCINNATI FOOTBALL

DEPTH CHART

OFFENSE

LT	71	Eric Lefeld	6-6	287	So.	1L	Coldwater, Ohio/Coldwater
	62	Cory Keebler	6-7	275	So.	1L	Liberty Township, Ohio/Lakota East
LG	76	Austen Bujnoch	6-5	285	Jr.	2L	Cincinnati, Ohio/Elder
	79	Andre Cureton	6-6	299	Jr.	SQ	Indianapolis, Ind./Pike
C	63	Dan Sprague	6-3	283	Jr.	SQ	Worthington, Ohio/Kilbourne
	69	Dominic Mainello	6-3	272	So.	SQ	Fort Mitchell, Ky./Beachwood
RG	60	Sam Longo	6-5	286	Jr.	TR	Spring Valley, Ohio/Bellbrook/Ohio State
	78	Parker Ehinger	6-7	290	Fr.	RS	Rockford, Mich./Rockford
RT	78	Parker Ehinger	6-7	290	Fr.	RS	Rockford, Mich./Rockford
	77	Sean Hooley	6-9	295	Sr.	2L	Litchfield, Mich./Hillsdale
TE	18	Travis Kelce	6-6	260	Sr.	2L	Cleveland Hts., Ohio/Cleveland Hts.
	86	Blake Annen	6-5	247	Jr.	2L	Upper Arlington, Ohio/Upper Arlington
	89	Demetrius Richardson	6-2	240	Sr.	2L	Marlton, N.J./Cherokee/USMAPS
WR	7	Kenbrell Thompkins	6-1	190	Sr.	1L	Miami, Fla./Northwestern/El Camino CC
	15	Chris Moore	6-1	189	Fr.	RS	Tampa, Fla./Thomas Jefferson
WR	6	Anthony McClung	6-0	172	Jr.	2L	Indianapolis, Ind./Pike
	83	Danny Milligan	5-9	172	Sr.	2L	Cincinnati, Ohio/St. Xavier
WR	80	Alex Chisum	6-3	186	So.	1L	Fayetteville, Ga./Sandy Creek
	87	Jeremy Graves	6-2	193	Fr.	HS	Cleveland, Ohio/Maple Heights
QB	11	Brendon Kay	6-4	233	Sr.	SQ	Marine City, Mich./Marine City
	4	Munchie Legaux	6-5	199	Jr.	2L	New Orleans, La./Edna Karr
	9	Patrick Coyne	6-1	233	Fr.	RS	Cincinnati, Ohio/Badin
RB	32	George Winn	5-11	202	Sr.	3L	Southfield, Mich./U. of Detroit Jesuit
	1	Ralph David Abernathy IV	5-7	168	So.	1L	Atlanta, Ga./Westminster School
	23	Tion Green	6-0	211	Fr.	HS	Sanford, Fla./Lake Brantley
-or-	22	Jameel Poteat	5-10	198	So.	1L	Harrisburg, Pa./Bishop McDevitt

DEFENSE

L	58	Brandon Mills	5-10	240	Sr.	3L	Cincinnati, Ohio/Colerain
	96	Josh Posley	6-1	255	Fr.	HS	Indianapolis, Ind./Warren Central
T	90	Camaron Beard	6-5	275	So.	1L	Indianapolis, Ind./Cathedral
	91	Adam Dempsey	6-2	271	Sr.	SQ	Fort Thomas, Ky./Highlands
N	94	Jordan Stepp	6-1	268	Jr.	2L	Indianapolis, Ind./Ben Davis
	95	John Williams	6-0	283	Sr.	TR	Miami, Fla./Central/Central Michigan
	46	Mitch Meador	6-4	281	Jr.	2L	Greenwood, Ind./Whiteland Community
E	99	Dan Giordano	6-4	260	Sr.	3L	Frankfort, Ill./Lincoln-Way East
	92	Silverberry Mouhon	6-4	242	Fr.	RS	Norcross, Ga./Norcross
WLB	4	Maalik Bomar	6-2	228	Sr.	3L	Cincinnati, Ohio/Winton Woods
	33	Solomon Tentman	6-2	228	So.	1L	Cincinnati, Ohio/Roger Bacon
MLB	51	Greg Blair	6-2	252	Sr.	SQ	Pittsburgh, Pa./Schenley/Lackawanna CC
	57	Clemente Casseus	6-1	229	Fr.	RS	Miami Fla./Everglades
SLB	43	Nick Temple	5-10	219	So.	1L	Indianapolis, Ind./Warren Central
	44	Corey Mason	6-3	227	So.	SQ	Cincinnati, Ohio/Elder
BC	11	Deven Drane	5-11	186	Jr.	2L	Plantation, Fla./Plantation
	2	Trenier Orr	5-11	179	Fr.	RS	Winter Garden, Fla./Ocoee
NK	20	Chris Williams	5-11	190	Sr.	3L	Cincinnati, Ohio/Winton Woods
-or-	8	Adrian Witty	5-10	182	So.	1L	Deerfield Beach, Fla./Deerfield Beach
	30	Aaron Roberson	5-11	180	Sr.	2L	Maple Hts., Ohio/Chanel/Gannon
FS	9	Dominique Battle	5-11	192	Sr.	2L	Boca Raton, Fla./American Heritage
	25	Arryn Chenault	6-0	207	Jr.	2L	Cincinnati, Ohio/Fairfield
SS	26	Drew Frey	6-3	212	Sr.	3L	Wilmington, Ohio/Clinton-Massie
	17	Malcolm Murray	6-1	200	Sr.	SQ	Glendale, Calif./Junipero Serra/Mt. SAC
FC	21	Camerron Cheatham	5-9	187	Sr.	3L	Kalamazoo, Mich./Central
	12	Leviticus Payne	5-9	179	Fr.	HS	Southfield, Mich./Southfield

SPECIAL TEAMS

LS	61	Kirk Willis	6-2	227	Fr.	RS	Granville, Ohio/Granville
	18	Travis Kelce	6-6	260	Sr.	2L	Cleveland Hts., Ohio/Cleveland Hts.
H	34	Pat O'Donnell	6-5	222	Jr.	2L	Lakeworth, Fla./Palm Beach Central
	11	Brendon Kay	6-4	233	Sr.	SQ	Marine City, Mich./Marine City
PK	14	Tony Miliano	6-2	186	So.	1L	North Bend, Ohio/Elder
	34	Pat O'Donnell	6-5	222	Jr.	2L	Lakeworth, Fla./Palm Beach Central
KO	34	Pat O'Donnell	6-5	222	Jr.	2L	Lakeworth, Fla./Palm Beach Central
	14	Tony Miliano	6-2	186	So.	1L	North Bend, Ohio/Elder

P	34	Pat O'Donnell	6-5	222	Jr.	2L	Lakeworth, Fla./Palm Beach Central
	24	John Lloyd	6-2	226	So.	SQ	Cincinnati, Ohio/CHCA
KOR	1	Ralph David Abernathy IV	5-7	161	So.	1L	Atlanta, Ga./Westminster School
	6	Anthony McClung	6-0	172	Jr.	2L	Indianapolis, Ind./Pike
	19	Shaq Washington	5-9	168	Fr.	RS	Maple Hts., Ohio/Maple Hts.
PR	6	Anthony McClung	6-0	172	Jr.	2L	Indianapolis, Ind./Pike
-or-	83	Danny Milligan	5-9	172	Sr.	2L	Cincinnati, Ohio/St. Xavier
	2	Trenier Orr	5-11	179	Fr.	RS	Winter Garden, Fla./Ocoee

PRONUNCIATIONS

PLAYERS	
Shakim Alonzo	SHY-kim
Blake Annen	ANN-in
Maalik Bomar	MUH-leek
Austen Bujnoch	BOOJ-knock
Clemente Casseus	cluh-MEN-tay CASS-ee-us
Arryn Chenault	SHA-nault
Deven Drane	DEV-in drain
Parker Ehinger	EIN-ger
Drew Frey	Fry
Dan Giordano	GEE-or-dah-no
Tion Green	TEE-on

PLAYERS	
Travis Kelce	KEL-see
Eric Lefeld	LAY-feld
Munchie Legaux	LAY-go
Dyjuan Lewis	DUH-wan
Roney Lozano	row-NEY luh-ZAH-no
Colin Lozier	LOW-zhur
Jordan Luallen	lou-AL-in
Domenic Mainello	muh-nell-oh
Mitch Meador	MEH-door
Tony Miliano	mil-eee-AHH-no
Silverberry Mouhon	MOO-hon

PLAYERS	
Trenier Orr	TRUH-neer
Jameel Poteat	JUH-mel
Kevin Schloemer	SHLO-mer
Kenbrell Thompkins	KEN-brell
COACHES	
Mike Bajakian	buh-JAY-key-in
John Jancek	JAN-sick
Mike Szerszen	sir-SHIN
T.J. Weist	WEEST

INTERIM HEAD COACH STEVE STRIPLING

THIRTY-FOURTH SEASON OVERALL | THIRD AT CINCINNATI



PERSONAL INFORMATION

Education: Colorado (1976, B.S.); Colorado (1978, M.Ed.)

Wife: Gayle

Children: Christy, Cody and Chad

COACHING EXPERIENCE

Years	Position	Team
1977-78	Colorado	Graduate Assistant
1979	North Carolina	Recruiting Coach
1980-83	Northern Illinois	Offensive Line
1984-89	Indiana	Offensive Line
1990-95	Indiana	Defensive Line
1996	Indiana	Defensive Coordinator/LB
1997-2000	Minnesota	Recruiting Coordinator/LB
2001-02	Louisville	Defensive Line
2003-04	Michigan State	Defensive Line
2005-07	Michigan	Defensive Line
2009	Central Michigan	Assoc. Head Coach Def./DE
2010	Central Michigan	Interim Head Coach
2010-12	Cincinnati	Asst. Head Coach/Def. Line
2012-	Cincinnati	Interim Head Coach

BOWL GAMES PLAYED/COACHED IN

Year	Bowl Game	School
1971	Colorado (Player)	Astro-Bluebonnet Bowl
1972	Colorado (Player)	Gator Bowl
1975	Colorado (Player)	Astro-Bluebonnet Bowl
1977	Colorado (Coach)	Orange Bowl
1979	North Carolina	Gator Bowl
1983	Northern Illinois	California Bowl
1986	Indiana	All-American Bowl
1988	Indiana	Peach Bowl
1988	Indiana	Liberty Bowl
1990	Indiana	Peach Bowl
1991	Indiana	Copper Bowl
1993	Indiana	Independence Bowl
1999	Minnesota	Sun Bowl
2000	Minnesota	Micronpc.com Bowl
2001	Louisville	Liberty Bowl
2002	Louisville	GMAC Bowl
2003	Michigan State	Alamo
2005	Michigan	Alamo
2006	Michigan	Rose
2007	Michigan	Capital One
2010	Central Michigan	GMAC
2011	Cincinnati	AutoZone Liberty

Steve Stripling was named interim head coach of the University of Cincinnati football team on Dec. 7, 2012.

He joined the UC staff as the assistant head coach and defensive line coach in Jan. 2010. He added the responsibility of defensive run game coordinator following the 2011 season.

Stripling, a 33-year coaching veteran, has played or coached in 22 bowl games throughout his career.

"I'm very appreciative of the opportunity to lead the Bearcats into the Belk Bowl," Stripling said. "The message in our first team meeting was simple; that change is inevitable. It's your response to change that's important. We talked about simply three things. One, we're going to prepare for the future. It starts in the classroom. I expect the Bearcats to get the job done in the classroom. Second, we will then hit the field and prepare for the bowl game. (Third) we talked about setting a common goal of winning the Belk Bowl.

"Our team this year accomplished many things; nine victories, part of a championship, but the 10th victory would be special," Stripling said. "It would make Team 125 an elite team, and that's what we're striving for. (Fourth) I told the team we're going to have fun, that a bowl game is one of the greatest experiences that a college student-athlete can have."

The Bearcats were one of the most improved defenses in the nation in 2011, leading the NCAA FBS in tackles for a loss (8.62), ranking second in sacks (3.46), sixth in rushing defense (96.23) and 20th in scoring defense (20.31).

UC led the BIG EAST Conference and ranked ninth nationally in turnover margin (0.92) while the Bearcats' 33 turnovers gained was tied for fourth nationally.

The 2011 defense was led by BIG EAST Conference Co-Defensive Player of the Year and All-American Derek Wolfe. Both Wolfe (Denver) and line mate John Hughes (Cleveland) were selected in the 2012 NFL Draft.

Brandon Mills led the squad in 2010 with 12.5 tackles for a loss and 6.0 sacks. Wolfe, John Hughes and Dan Giordano both ranked in among UC's Top-10 tacklers a year ago. Wolfe had 48 stops, 6.5 tackles for a loss and 4.0 sacks, while Hughes had 47 tackles and 4.5 tackles for a loss and Giordano had 36 stops, 8.0 tackles for a loss and 4.5 sacks.

He served as Central Michigan's interim head coach for the 2010 GMAC Bowl, leading the Chippewas to a 44-41 double overtime win over Troy.

Stripling joined the CMU coaching staff in 2009 as the associate head coach-defense and coached the defensive ends. Stripling worked directly with a pair of All-Mid-American Conference defensive ends during his first season in Mount Pleasant. Frank Zombo was an All-MAC first team selection for the second straight season, while Larry Knight was an All-MAC third team honoree.

Prior to CMU, Stripling coached the defensive line at Michigan from 2005-07. He worked directly with defensive end LaMarr Woodley, a 2006 All-American who won the Lombardi Award and Ted Hendricks Trophy. Woodley also was named Big Ten Defensive Player of the Year and Lineman of the Year in 2006. Tackle Alan Branch also earned All-Big Ten first team and All-America second team accolades under Stripling.

The 2006 Wolverines led the nation in rush defense, surrendering just 43.3 yards per game on the ground. Stripling was a part of Michigan teams that played in the Alamo Bowl, Rose Bowl and Capital One Bowl.

Stripling's other Big Ten experience includes two seasons at Michigan State University (2003-04), four seasons at the University of Minnesota (1997-2000) and 13 seasons at Indiana University (1984-96). He was the defensive coordinator at Indiana in 1996.

Stripling worked directly with two all-Big Ten selections at Michigan State, two at Minnesota and seven at Indiana. He was part of the 2003 Alamo Bowl at Michigan State, the 1999 Sun Bowl and 2000 MicronPC.com Bowl at Minnesota and six bowl games at Indiana.

Stripling also spent four seasons at Northern Illinois University (1980-83) and two years at the University of Louisville (2001-02). He helped lead NIU to the 1983 Mid-American Conference championship and coached three all-conference selections at Louisville, including 2001 Conference USA Defensive Player of the Year Dewayne White.

Stripling earned a bachelor's and master's degree from the University of Colorado. As a player, he was part of Colorado teams that played in three bowl games: the 1971 Bluebonnet Bowl, 1972 Gator Bowl and 1975 Bluebonnet Bowl.

He signed a free-agent contract with the Atlanta Falcons after graduating from Colorado in 1976. He spent the 1977-78 seasons as a graduate assistant at his alma mater before filling the role of recruiting coach at the University of North Carolina in 1979.

Stripling and his wife, Gayle, are the parents of three children: Christy, Cody and Chad.

COACHES ON GAMEDAY

SIDELINE



STEVE STRIPLING
Interim Head Coach



CHASE GIBSON
Graduate Assistant



DAVE JOHNSON
Tight Ends



ROY MANNING
Running Backs

PRESS BOX



AVERY HAWKINS
Quality Control



JOE HENSEL
Graduate Assistant



CODY KEMPT
Graduate Assistant



LARRY KNIGHT
Graduate Assistant



GREG MEYER
Quality Control




SHANNON MORRISON
Cornerbacks



TJ WEIST
Wide Receivers

UPDATED PLAYER BIOS



Led the BIG EAST in kick return average, going for 26.0 yards per kick on 28 kicks for 728 yards ... had a long return of 58 yards against Miami (Ohio) ... second-leading rusher on the team ... had 69 carries for 366 yards and three TDs ... tallied a 5.3 yards per carry average ... caught 25 balls for 297 yards and three TDs ... third in the BIG EAST with a 115.9 all-purpose yards per game average ... returned one kickoff for 26 yards vs. South Florida (11/23) ... had 84 total yards vs. Rutgers (11/17), including 52 receiving yards ... recorded six carries for 40 yards against Temple (11/10) ... rushed six times for 17 yards vs. Syracuse (11/03) ... returned three kickoffs for 77 total yards, including one for 32 yards ... caught four passes for 30 yards ... earned a season-high 204 all-purpose yards at Louisville (10/26) ... had two rushing touchdowns off of 39 yards ... returned kickoffs for 160 yards, including a 41-yard return ... had nine carries, one reception, and five kickoff returns for a total of 192 yards vs. Toledo (10/20) ... longest carry was for 52 yards and longest kickoff return totaled 29 yards ... scored first rushing touchdown of the season vs. Fordham (10/12) ... had five carries, three receptions and two kickoff returns for 108 total yards ... returned two kickoffs for earned 126 all-purpose yards vs. Miami (OH) (10/06) ... returned two kick offs for 75 yards, including one for 58 ... had eight carries and two receptions ... caught one 76-yard reception for a touchdown against Virginia Tech (09/29) ... had two kick returns for 53 total yards ... had seven carries for 52 yards against Delaware State (09/14), including one for 23 yards ... handled two kick returns for a total of 70 yards ... recorded two receiving touchdowns in season opener against Pittsburgh (09/06) ... rushed for 20 yards on five carries ... returned one kickoff for 24 yards to finish with 115 all-purpose yards.




Recovered a South Florida (11/23) fumble a 20-yard return ... also made one unassisted tackle ... had an end zone interception and a season-high three assisted tackles vs. Rutgers (11/17) ... Recorded one solo tackle for a loss of three yards against Temple (11/10) ... complete four total tackles vs. Syracuse (11/03), including two solo stops ... made three stops at Louisville (10/26), including fifth solo tackle of the season ... had four total tackles vs. Fordham (10/12), including two solo stops ... earned two tackles against Miami (OH) (10/06) ... recorded a solo tackle against Virginia Tech (09/29) ... broke up one pass against Delaware State (09/14).



Broke up one pass against USF (11/23), also recorded a solo stop ... made a career-high six assisted tackles vs. Rutgers (11/17), including one for a loss of a yard ... had one tackle in win over Temple (11/10) ... had a solo tackle vs. Louisville (10/26) ... totaled five tackles against Toledo (10/20) ... had a solo tackle for a two-yard loss against Fordham (10/12) ... forced first career fumble vs. Miami (OH) (10/06), also made two solo tackles ... recorded a career-high five total stops against Virginia Tech (09/29) ... one tackle was for a loss of six yards ... against Pittsburgh (09/06), totaled two tackles and recovered a fumble ... assisted in tackle for a two-yard loss.



A First-Team All-BIG EAST honoree ... first on the team and second in the BIG EAST with 123 tackles, an average of 10.2 per game ... led the team with 8.5 tackles for a loss while adding eight passes defended, six pass break ups, four QB hurries, 2.5 sacks, a pair on interceptions and a forced fumble ... had 11 games with six or more tackles; seven double-digit tackle games and a career best 19 stops at Louisville ... completed eight solo tackles against South Florida (11/23), including one for a three-yard loss ... finished with 14 total tackles and a forced fumble ... earned fifth double-digit tackle game vs. Rutgers (11/17) with 12 total stops ... recorded six total tackles and broke-up a pass against Temple (11/10) ... completed 10 total tackles vs. Syracuse (11/03), including six solo stops ... also broke up one pass and hurried the quarterback ... had nine solo tackles and 10 assists for a loss of five yards vs. Louisville (10/26), also recorded a quarterback hurry ... earned 15 tackles vs. Toledo (10/20), including one tackle for a loss of two yards ... had three total tackles, including one of a loss against Fordham (10/12) ... returned an interception for 13 yards vs. Miami (OH) (10/06) ... recorded a pass breakup and six total stops ... earned 13 tackles vs. Virginia Tech (09/29), including five solo tackles ... against Delaware State (09/14), made five unassisted stops, one for a loss of a yard ... had ten total tackles against Pittsburgh (09/06), including four solo stops ... recorded first career interception and broke up another pass.




Made five total tackles against South Florida (11/23) and Rutgers (11/17) ... recorded six solo tackles in win over Temple (11/10) ... added five solo tackles to the victory over Syracuse (11/03) ... had four solo tackles and two assists for a loss of five yards including an interception against Louisville (10/26) ... made five solo tackles against Toledo (10/20) ... had two solo stops vs. Fordham (10/12) ... made four solo tackles against Miami (OH) (10/06) ... named BIG EAST Defensive Player

of the Week with 16 total stops against Virginia Tech (09/29), including nine solo tackles ... recorded one pass breakup ... had six total stops against Delaware State (09/14), including one assist for a loss ... vs. Pittsburgh (09/06), had two solo tackles and assisted in five total stops ... one assist resulted in the loss of a yard.



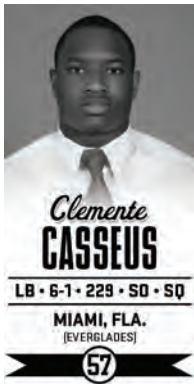
Matched career highs with three total stops and two solo tackles vs. South Florida (11/23) ... recorded one solo tackle and broke-up a pass against Temple (11/10) ... totaled two tackles and broke up a pass against Fordham (10/12) ... made one solo stop in collegiate debut against Delaware State (09/14).



Recorded second solo tackle on the opening kickoff vs. Syracuse (11/03), resulting in a fumble ... had two tackles at Louisville (10/26) ... first saw action vs. Miami (OH) (10/06) ... earned 32 yards on four carries.



First-Team All-BIG EAST selection started 12 games at left guard ... helped an offensive line unit that paved the way for a 1,000-yard rusher for the third-straight year while surrendering only 13 sacks, a mark that ranks in the Top-20 in the NCAA FBS in 2012 ... UC led the BIG EAST in scoring offense (31.0 ppg) and was second in both total offense (430.8 ypg) and rushing offense (199.8) ... The Bearcats rushed for 200 or more yards in seven games and topped 195 yards or more of rushing in nine contests ... growing his hair out for Locks For Love.



Had a season-high four total tackles vs. Rutgers (11/17), including two solo stops ... recorded three total tackles against Temple (11/10) ... totaled three tackles against Fordham (10/12) ... credited with one tackle vs. Miami (OH) (10/06) and Delaware State (09/14).



Had one reception for 29 yards against Temple (11/10) ... made two catches for 35 yards, including a 22-yard reception at Toledo (10/20) ... had two catches for a total of 45 yards, recording one catch for 25 yards against Fordham (10/12) ... opened the season vs. Pittsburgh (09/06) with one catch for seven yards.




Added five tackles including four solo tackles against USF (11/23) ... recorded four tackles including two solo tackles and one pass breakup against Rutgers (11/17) ... Had three solo tackles including a tackle for a loss of three yards against Temple (11/10) had one interception and broke-up two passes, also named to the BIG EAST Honor Roll ... added season-best five solo tackles to victory over Syracuse (11/03) ... had three solo tackles and five assists against Louisville (10/26) ...

recorded two solo tackles including a tackle for a loss of two yards vs. Toledo (10/20) ... had one solo tackle and broke-up a pass against Miami (OH) (10/06) ... earned one tackle and one pass break up against Virginia Tech (09/29) ... finished with five tackles in season opener vs. Pittsburgh (09/06).



Made three total stops vs. USF (11/23) ... had season highs in total stops (seven) and solo tackles (six) against Rutgers (11/17) ... returned third interception of the season for 13 yards ... recorded four total tackles including a tackle for a loss of three yards and broke-up a pass against Temple (11/10) ... made two unassisted tackles and three assisted stops vs. Syracuse (11/03) ... recorded two solo tackles including a sack for a loss of six yards vs. Louisville (10/26) ... had



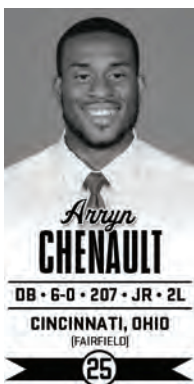
Made one assisted stop vs. Rutgers (11/17) ... totaled two stops vs. Syracuse (11/03) ... recorded a quarterback hurry ... had first career tackle for a loss at Louisville (10/26) ... totaled two tackles against Fordham (10/12) ... had one stop vs. Miami (OH) (10/06) ... earned one solo stop vs. Virginia Tech (09/29) ... completed one solo tackle against Pittsburgh (09/06).

four solo tackles against Toledo (10/20) ... recorded two solo tackles vs. Fordham (10/12) ... had a 68-yard pick six against Miami (OH) (10/06) ... recorded an interception vs. Virginia Tech (09/29), also forced and recovered a fumble ... made four tackles and broke up two passes ... against Delaware State (09/14), completed three total tackles ... solo stop was for a three-yard loss ... made four stops in home opener vs. Pittsburgh (09/06).



Had a career high nine tackles along with an interception and a pass break up at Connecticut ... completed two solo tackles and one pass breakup vs. South Florida (11/13) ... made a season-high fives against Rutgers (11/17), including one solo tackle for loss yardage ... had four solo tackles and broke up a pass against Louisville (10/26) ... recorded one tackle vs. Toledo (10/20) ... had a 76-yard fumble recovery for a touchdown vs. Fordham (10/12) ... posted four total tackles ... had a 33-


yard interception return vs. Miami (OH) (10/06) ... made four stops against Virginia Tech (09/29) ... recorded three unassisted tackles and two pass breakups against Delaware State (09/14) ... in home opener vs. Pittsburgh (09/06), totaled two tackles and broke up one pass.



Recorded a pass break up and one solo tackle vs. South Florida (11/23) ... had two total tackles against Temple (11/10) ... recorded two solo tackles and two assists including one for a loss of five yards vs. Louisville (10/26) ... had four solo tackles against Toledo (10/20), also broke up a pass ... made four solo tackles vs. Fordham (10/16) ... recovered a fumble and had four solo tackles vs. Miami (OH) (10/06) ... made six total tackles against



Saw action in all 12 games, starting 11 ... helped an offensive line unit that paved the way for a 1,000-yard rusher for the third-straight year while surrendering only 13 sacks, a mark that ranks in the Top-20 in the NCAA FBS in 2012 ... UC led the BIG EAST in scoring offense (31.0 ppg) and was second in both total offense (430.8 ypg) and rushing offense (199.8) ... The Bearcats rushed for 200 or more yards in seven games and topped 195 yards or more of rushing in nine contests.



Recovered a fumble vs. Syracuse (11/03) ... earned a solo tackle at Toledo (10/20) ... recorded a solo tackle vs. Virginia Tech (09/29).


(11/17) made five tackles ... recorded two total tackles against Temple (11/10) ... forced a fumble vs. Syracuse and recorded a quarterback hurry (11/03) ... finished with two solo and three assisted stops ... recorded three total tackles including a quarterback hurry against Louisville (10/26) ... had six total tackles vs. Toledo (10/20), including two tackles for a loss as well as one sack for a loss of six yards ... had three solo tackles vs. Fordham (10/12), including a sack for a five-yard loss ... had two quarterback hurries ... recorded fifth quarterback hurry on the season vs. Miami (OH) (10/06) ... added one tackle ... earned a quarterback hurry and one tackle vs. Virginia Tech (09/29) ... against Delaware State (09/14), made three total tackles ... recorded five solo stops and four assisted tackles in season opener vs. Pittsburgh (09/06) ... one assisted tackle resulted in a loss of four yards.

interception ... had a career-high five solo tackles vs. Delaware State (09/14), made first career interception ... one stop was for a one-yard loss ... against Pittsburgh (09/06), completed two solo stops in addition to four assisted tackles.

UPDATED PLAYER BIOS



Rushed two times for five yards against Temple (11/10) ... rushed three times for 28 yards vs. Fordham (10/12) ... earned first career touchdown against Miami (OH) (10/06) ... had 37 yards on 11 carries, including a 12-yard long.



Saw action in six contests, earning two starts ... missed six games due to injury ... helped an offensive line unit that paved the way for a 1,000-yard rusher for the third-straight year while surrendering only 13 sacks, a mark that ranks in the Top-20 in the NCAA FBS in 2012 ... UC led the BIG EAST in scoring offense (31.0 ppg) and was second in both total offense (430.8 ypg) and rushing offense (199.8) ... The Bearcats rushed for 200 or more yards in seven games and topped 195 yards or more of rushing in nine contests.



Rushed two times for five yards against Temple (11/10) ... rushed three times for 28 yards vs. Fordham (10/12) ... earned first career touchdown against Miami (OH) (10/06) ... had 37 yards on 11 carries, including a 12-yard long.




Suffered a season-ending shoulder injury against Miami (Ohio) ... limited to four games as a reserve linebacker and special teams player.



Suffered a season-ending leg injury against Connecticut ... tallied three catches for 22 yards against USF (11/23) ... against Rutgers (11/17) recorded a pair of catches for 34 yards including a long of 18 ... recorded four catches for 52 yards including a 26-yard catch for a touchdown to tie the game with 1:03 left against Louisville (10/26), also had a solo tackle ... had two catches for 36 yards including a 25-yard touchdown reception against Toledo (10/20) ... had a 23-yard catch vs. Fordham (10/12) ... had three catches for 33 yards against Miami (OH) (10/06), including a 19-yard long reception ... caught 39-yard, game-winning touchdown with 13 seconds remaining against Virginia Tech (09/29) ... also recorded three other passes for 50 yards ... made first career start, reception and touchdown against Delaware State (09/14) ... had four catches for 62 yards, including one for a 33-yard gain.



Was granted a sixth year of eligibility on Dec. 17, 2012 after the NCAA approved his request for an extension of eligibility waiver ... has played in 10 games for UC this year, starting the last four at quarterback and helping to lead UC to a 3-1 record in those games and the team's fourth BIG EAST Conference title in five years ... is 70-of-113 for 966 yards and six touchdowns ... has averaged 6.1 yards per carry on 38 rushes, tallying 230 yards and adding a pair of touchdowns ... entering the season, he was limited to six career games due to injury ... scheduled to start the Belk Bowl on Dec. 27, 2012 as the Bearcats take on Duke in Charlotte, N.C. ... threw for 178 yards while completing 17 of 27 passes including one touchdown while also rushing for 48 yards on 7 carries and a rushing touchdown against USF (11/23) ... against Rutgers (11/17) completed 17 of 31 passes totaling 251 yards, amassed 46 yards on 13 rushes including a long of 24 ... made first career start against Temple (11/10) had seven rushes for 71 yards including a 40-yard run, was 13 for 21 with 244 yards and two touchdowns including a 75-yard touchdown pass, also named to the BIG EAST Honor Roll ... finish the game vs. Syracuse (11/03) three for three passing for 32 yards, including first-career touchdown ... scored first collegiate touchdown against Fordham (10/12) ... had 29 rushing yards ... rushed for 18 yards vs. Miami (OH) (10/06) ... had a 16-yard completion against Virginia Tech (09/29).




Played in all 12 games as a reserve offensive lineman and special teams player ... helped an offensive line unit that paved the way for a 1,000-yard rusher for the third-straight year while surrendering only 13 sacks, a mark that ranks in the Top-20 in the NCAA FBS in 2012 ... UC led the BIG EAST in scoring offense (31.0 ppg) and was second in both total offense (430.8 ypg) and rushing offense (199.8) ... The Bearcats

rushed for 200 or more yards in seven games and topped 195 yards or more of rushing in nine contests.



A First-Team All-BIG EAST selection ... emerged as one of the top tight ends in the country, leading the Bearcats by hauling in 40 receptions for 599 yards and seven touchdowns, a mark that ranks sixth among all tight ends in the NCAA FBS ... caught five balls for 69 yards and two touchdowns at Connecticut ... also threw a 39-yard TD pass to QB Brendon Kay ... one of two players on the team to score via a rush, pass and reception (Kay) ... against USF (11/23) set the UC record for receiving yards by a tight end in a season after recording seven catches for 58 yards including a touchdown ... tallied career high five catches for 50 yards against Rutgers (11/17) ... had four catches for 37 yards against Temple (11/10) ... finished with four receptions including a career-high two touchdowns for a team-best 77 yards vs. Syracuse (11/03) ... had two catches for 22 yards including a 19-yard grab vs. Louisville (10/26) ... recorded three catches for 64 yards including a 46-yard long catch vs. Toledo (10/20) ... had three catches for 101 yards and one touchdown vs. Fordham (10/12) ... 78-yard touchdown was a career-long reception ... scored fifth career touchdown vs. Miami (OH) (10/06), had 27 receiving yards ... recorded two catches for 47 yards vs. Virginia Tech (09/29) ... made first career solo tackle against Delaware State (09/14) ... in season opener vs. Pittsburgh (09/06), caught two balls for 42 yards.



Recorded two solo tackles against Toledo (10/20) ... had a solo tackle vs. Fordham (10/12) ... earned one assisted tackle vs. Miami (OH) (10/06) ... one solo stop in home opener against Pittsburgh (09/06).




First-Team All-BIG EAST selection that started 12 games at left tackle ... helped an offensive line unit that paved the way for a 1,000-yard rusher for the third-straight year while surrendering only 13 sacks, a mark that ranks in the Top-20 in the NCAA FBS in 2012 ... UC led the BIG EAST in scoring offense (31.0 ppg) and was second in both total offense (430.8 ypg) and rushing offense (199.8) ... The Bearcats rushed for 200 or more yards in seven games and topped 195 yards or more of rushing in nine contests.



Went 11 of 22 for 124 passing yards, while adding 39 rushing yards on six carries vs. Syracuse (11/03) ... rushed five times for 32 yards including a 4-yard rushing touchdown against Louisville (10/26), went 13 for 28 with 157 yards including a 26-yard touchdown pass to tie the game with 1:03 left ... had one passing and one rushing touchdown including a 46-yard pass vs. Toledo (10/20) ... went 15 for 36 with 227 yards and third rushing touchdown of the season ...

had two passing touchdowns including a 78-yard pass vs. Fordham (10/12) ... went 15 for 24 with 262 yards and second rushing touchdown of the season ... accounted for three touchdowns (one rushing, two passing) against Miami (OH) (10/06) ... finished 13 for 23 with 157 yards ... rushed six times for 22 yards ... named BIG EAST Offensive Player of the Week after going 19-42 against Virginia Tech (09/29) ... recorded three touchdowns, including game-winning, 39-yard pass with 13 seconds remaining ... rushed 11 times and threw for 376 yards ... rushed eight times for 25 yards against Delaware State (09/14) ... passed for 208 yards, 20-27 with two touchdowns ... opened season vs. Pittsburgh (09/06) going 14-28 for 205 yards and two touchdowns ... added 117 rushing yards, including a 77-yard run.




Started 11 games at right guard in his first season on the field for UC ... helped an offensive line unit that paved the way for a 1,000-yard rusher for the third-straight year while surrendering only 13 sacks, a mark that ranks in the Top-20 in the NCAA FBS in 2012 ... UC led the BIG EAST in scoring offense (31.0 ppg) and was second in both total offense (430.8 ypg) and rushing offense (199.8) ... The Bearcats rushed for 200 or more yards in seven games and topped 195 yards

or more of rushing in nine contests.



Carried the ball twice for nine yards against Rutgers (11/17) ... totaled 32 rushing yards and 14 through the air vs. Syracuse (11/03) ... rushed once against Toledo (10/20) ... had a one-yard touchdown run vs. Fordham (10/12) ... ran for eight yards against Miami (OH) (10/06).

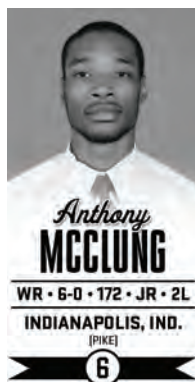


contests.



Saw time in six games as a reserve offensive lineman ... helped an offensive line unit that paved the way for a 1,000-yard rusher for the third-straight year while surrendering only 13 sacks, a mark that ranks in the Top-20 in the NCAA FBS in 2012 ... UC led the BIG EAST in scoring offense (31.0 ppg) and was second in both total offense (430.8 ypg) and rushing offense (199.8) ... The Bearcats rushed for 200 or more yards in seven games and topped 195 yards or more of rushing in nine

Recorded a solo tackle against Rutgers (11/17) ... had a stop vs. Miami (OH) (10/06) ... recorded one solo tackle against Virginia Tech (09/29) ... made two total stops vs. Pittsburgh (09/06) in season opener.



Pulled in one catch for 26 yards against USF (11/23) ... Tallied three catches for 42 yards against Rutgers (11/17) ... had a catch for 29 yards against Temple (11/10) ... earned five receptions for 75 yards vs. Syracuse (11/03) ... had a catch for two yards and a 15-yard punt return against Louisville (10/26) ... caught two passes for 29 yards including a 21-yard catch against Toledo (10/20) ... caught four passes for 55 yards vs. Miami (OH) (10/06) ... returned three punts against Virginia Tech

(09/29) ... made two catches for 26 yards ... caught three passes and returned four punts in first two games ... scored ninth career touchdown vs. Delaware State (09/14) ... matched previous record with a 29-yard punt return ... finished with 120 all purpose yards ... broke career-long punt return by one yard with 29-yard run back vs. Pittsburgh (09/06) ... finished with 76 total yards.



Made a solo tackle vs. Syracuse (11/03) ... had two tackles at Louisville (10/26) ... recorded first stats of the season against Toledo (10/20), earned one solo sack for a loss of four yards as well as one forced fumble.



vs. Toledo (10/20), also went three for three on field goals including one from 41 yards out and had five kickoffs for 287 yards averaging 57.4 yards ... made all seven point after attempts for the second consecutive game vs. Fordham (10/12) ... named BIG EAST Special Teams Player of the Week following game vs. Miami (OH) (10/06) ... went 7-7 on extra points and hit one 24-yard field goal ... made all three extra points against Virginia Tech (09/29) ... hit two field goal attempts, including one from 41 yards out ... finished 2-3 on extra points vs. Delaware State (09/14) ... made lone field goal of game from 18 yards out ... started season 4-4 on PAT's and 2-2 on field goal attempts against Pittsburgh (09/06) ... made a 46-yard try, two yards less than career long.

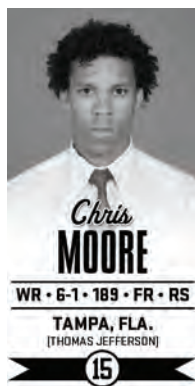


Had one punt return for two yards against Rutgers (11/17) ... returned three punts for 15 yards against Temple (11/10) ... returned one punt vs. Syracuse (11/03) for 17 yards ... caught a career-long 31-yard pass at Louisville (10/26) ... had a tackle at Toledo (10/20) ... earned second career touchdown on a 29-yard reception vs. Fordham (10/12) ... returned one punt for 42 yards ... scored first career touchdown vs. Miami (OH) (10/16) ... returned one punt for 14 yards vs. Virginia Tech (09/29) ... earned 23 total yards against Delaware State (09/14) ... returned one punt for six yards and completed a catch for 17 yards ... opened season vs. Pittsburgh (09/06) with two catches for 16 yards.



Recorded three tackles including one tackle for a loss of five yards against USF (11/23) ... tallied three tackles against Rutgers (11/17) ... recorded two solo tackles against Temple (11/10) ... assisted in six tackles vs. Syracuse (11/03), also blocked a field goal attempt ... recorded one solo tackle against Louisville (10/26) ... had two total tackles vs. Toledo (10/20) and recorded one quarterback hurry and a fumble recovery ... Recorded one solo tackle vs. Fordham (10/12) ... had one quarterback hurry vs. Miami (OH) (10/06) ... earned his first sack of the season against Delaware State (09/14) for a loss of six yards ... finished with two total tackles ... record two assisted tackles vs. Pittsburgh (09/06) and one quarterback hurry.

UPDATED PLAYER BIOS




Recorded one special teams tackle against Rutgers (11/17)... first career touchdown vs. Temple (11/10) on a 65-yard reception ... recorded a 12-yard reception against Toledo (10/20)...had an 11-yard reception vs. Fordham (10/12).




Snagged Second-Team All-BIG EAST hardware ... punted 55 times for 2,310 yards and a 42.0 yards per punt average ... booted 10 kicks of 50 or more yards, dropped 23 inside the 20-yard line with eight fair catches and only six touchbacks ... had two kicks of 60 yards or more with a season-best kick of 65 yards flipping the field in the USF game and leading a forced fumble for the defense that set up UC's first score ... UC's net punting average was second in the BIG EAST and


O'Donnell ranked No. 2 as an individual ... against USF (11/23) punted seven times for 300 yards and a 42.9 yard average including a season best 65 yards while making five kickoffs for 312 yards and adding two touchbacks... punted four times for 175 yards and an average of 43.8 yards per punt including a long of 54 yards, also added two touchbacks on kickoffs against Rutgers (11/17)...recorded five punts for 208 yards, averaging 41.6 yards/punt against Temple (11/10), had seven kickoffs for 428 yards averaging 61.1 yards/kickoff, two of which were touchbacks ... had six punts for 249 yards, averaging 41.5 yards/punt vs. Syracuse (11/03) ... five of six kickoffs went for touchbacks, averaged 375 yards/kick ... punted five times for 191 yards at Louisville (10/26), averaging 38.2 yards per punt ... three punts landed inside Louisville's 20-yard line ... averaged 64.7 yards on six kickoff, including two touchbacks ... had one kickoff for 65 yards vs. Toledo (10/20), punted five times averaging 41.6 yards per punt and pinned the Rockets inside their own 20-yard line twice...averaged 63.7 yards on 7 kickoffs in the win against Fordham (10/12), including four touchbacks ... punted two times and averaged 49 yards per punt ... pinned the Rams inside their own 20-yard line once ... recorded season-long 63-yard punt ... averaged 64.8 yards on nine kickoffs against Miami (OH) (10/06), including seven touchbacks ... had three punts for a total of 124 yards ... named BIG EAST Special Teams Player of the Week following game vs. Virginia Tech (09/29) ... punted five times and averaged 44.6 yards per punt ... pinned the Hokies inside their own 20-yard line four times... punted two balls for an average of 38 yards against Delaware State (09/14), including one touchback and one landing inside the 20 ... handled five kickoffs that totaled 325 yards ... vs. Pittsburgh (09/06) took seven kickoffs for 471 yards and four touchbacks ... earned 216 yards from five punts.




Leviticus Payne
Tallied one solo tackle against USF (11/17)... recorded one solo tackle against Temple (11/10) ... had fourth solo tackle of the year against Syracuse (11/03) ... made two tackles at Louisville (10/26) ... earned a tackle vs. Miami (OH) (10/06) ... recorded first career stop against Virginia Tech (09/29).




Recorded one tackle for a loss of three yards against USF (11/23)... tallied two solo tackles against Rutgers (11/17)... recorded one solo tackle against Temple (11/10) ... had a quarterback hurry and an unassisted stop vs. Syracuse (11/03) ... made three tackles at Louisville (10/26), including one solo stop ... earned four tackles at Toledo (10/20) ... racked up three total tackles against Fordham (10/12) ... broke up one pass against Miami (OH) (10/06) ... earned first career reception with a 16-yard pass in win over Virginia Tech (09/29) ... finished with one total stop against Delaware State (09/14) ... recorded first solo tackle in collegiate debut vs. Pittsburgh (09/06).



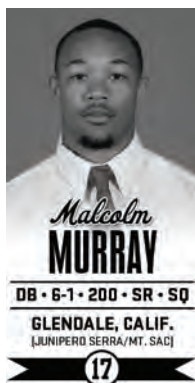
Recorded one solo tackle against Temple (11/10) ... assisted in a sack for a loss of four yards vs. Miami (OH) (10/06).



Saw his first action for UC against Miami (Ohio) ... helped an offensive line unit that paved the way for a 1,000-yard rusher for the third-straight year while surrendering only 13 sacks, a mark that ranks in the Top-20 in the NCAA FBS in 2012 ... UC led the BIG EAST in scoring offense (31.0 ppg) and was second in both total offense (430.8 ypg) and rushing offense (199.8) ... The Bearcats rushed for 200 or more yards in seven games and topped 195 yards or more of rushing in nine contests.




Carried the ball three times for five yards and had one kickoff return for 16 yards against USF (11/23)... had five carries for 29 yards against Temple (11/10) ... rushed four times for 18 yards against Fordham (10/12) ... caught eight passes for 44 yards against Delaware State (09/14) ... scored second career touchdown ... opened season with eight catches vs. Pittsburgh (09/06), including a 25-yard reception.




Recorded two solo tackles against Temple (11/10) ... assisted in one tackle vs. Syracuse (11/03) ... made six total stops against Fordham (10/12), including one solo tackle for a five-yard loss ... had two tackles vs. Miami (OH) (10/06) ... recorded another two solo-tackle game in matchup against Virginia Tech (09/29) ... earned two solo stops vs. Delaware State (09/14) ... credited for two solo stops and one assisted tackle in opener vs. Pittsburgh (09/06).



Made one stop at Louisville (10/26) ... had one solo tackle vs. Toledo (10/20)...had two solo tackles and a pass breakup against Fordham (10/12) ... broke up one pass against Delaware State (09/14) ... earned three total tackles in collegiate debut vs. Pittsburgh (09/06).




Had one reception against Delaware State (09/14).



Had four solo tackles against USF (11/23)... made a solo stop vs. Syracuse (11/03) ... had two total tackles against Fordham (10/12) ... broke up one pass vs. Miami (OH) (10/06) ... had one solo tackle in win over Virginia Tech (09/29) ... recorded sixth UC sack against Delaware State (09/14) for a loss of seven yards and one forced fumble ... finished with four total tackles.



Started 12 games at center for UC ... helped an offensive line unit that paved the way for a 1,000-yard rusher for the third-straight year while surrendering only 13 sacks, a mark that ranks in the Top-20 in the NCAA FBS in 2012 ... UC led the BIG EAST in scoring offense (31.0 ppg) and was second in both total offense (430.8 ypg) and rushing offense (199.8) ... The Bearcats rushed for 200 or more yards in seven games and topped 195 yards or more of rushing in nine contests.



Recorded six tackles and four solo tackles against USF (11/23)... tallied a career high eight tackles against Rutgers (11/17) while adding a pass break up... recorded four solo tackles against Temple (11/10) ... had two solo tackles and three assists for a loss of five yards against Louisville (10/26)... totaled four tackles against Fordham (10/12) ... had six tackles and a pass breakup vs. Miami (OH) (10/06) ... broke up one pass against Virginia Tech (09/29) ... added two tackles ... had one stop vs. Delaware State (09/14) ... recorded first sack against Pittsburgh (09/06) for a loss of 12 yards ... tallied five stops.



Earned first career tackle on a solo stop at Louisville (10/26).



Tallied three tackles and one sack for a loss of five yards against USF (11/23)... recorded four tackles against Rutgers (11/17) and added a blocked kick... had three solo tackles and broke-up a pass against Temple (11/10) ... made four total tackles vs. Syracuse (11/03), including a solo stop for a two-yard loss ... had two solo tackles vs. Louisville (10/26)... recorded four total tackles against Toledo (10/20)... had a solo sack for an eight-yard loss vs. Miami (OH) (10/06) ... earned two total tackles vs. Virginia Tech (09/29) ... credited with one assisted tackle against Delaware State (09/14) ... had two solo stops vs. Pittsburgh (09/06), including one sack.




Made one stop against USF (11/23)... tallied five tackles against Rutgers (11/17)... recorded four solo tackles against Temple (11/10) ... totaled two tackles versus Miami (OH) (10/06) ... made one solo tackle against Delaware State (09/14) ... had five tackles for a loss of three total yards vs. Pittsburgh (09/06).



Played in three games as a reserve offensive lineman and special teams player ... helped an offensive line unit that paved the way for a 1,000-yard rusher for the third-straight year while surrendering only 13 sacks, a mark that ranks in the Top-20 in the NCAA FBS in 2012 ... UC led the BIG EAST in scoring offense (31.0 ppg) and was second in both total offense (430.8 ypg) and rushing offense (199.8) ... The Bearcats rushed for 200 or more yards in seven games and topped 195 yards or more of rushing in nine contests.



Took home Second-Team All-BIG EAST accolades ... limited to five games this season due to a career-ending congenital spine abnormality that was discovered following the Fordham game ... tallied 22 tackles, with a season-best nine in the season opener against Pittsburgh ... tied for the team high with 5.0 sacks and at the time of his injury was the BIG EAST's active career sacks leader with 17.0 ... also added a pair of forced fumbles and a pass break up ... had a solo sack for an 18-yard loss that resulted in a fumble vs. Fordham (10/12) ... made a stop for a one-yard loss vs. Miami (OH) (10/06) ... had six tackles against Virginia Tech (09/29), including one sack for a nine-yard loss ... completed two solo tackles and broke up one pass vs. Delaware State (09/14) ... had nine tackles for a loss of 21 total yards in season opener against Pittsburgh (09/06) ... made two sacks, one resulting in a fumble.



Against USF (11/23) caught three passes for a total of 58 yards including a long of 48 yards... had two catches for 38 yards including a long of 28 yards against Rutgers (11/17)... caught two passes for 79 yards against Temple (11/10), including a touchdown ... caught two passes for 16 yards vs. Syracuse (11/03) ... had three catches for 46 yards including a 22-yard catch vs. Louisville (10/26)... caught two passes for 38 yards including a 33 yard catch against Toledo (10/20)... had three catches for 27 total yards vs. Fordham (10/12) ... recorded one catch for seven yards against Miami (OH) (10/06) ... had seven catches for 134 yards and one touchdown in victory over Virginia Tech (09/29) ... caught three pass for a total of 22 yards against Delaware State (09/14) ... made two catches for 48 yards vs. Pittsburgh (09/06), including a 42-yard long catch.



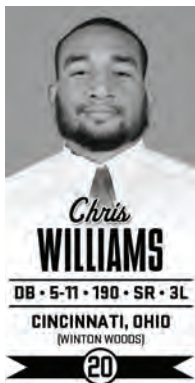
Had shoulder surgery following the Connecticut game and will miss the Belk Bowl ... expected to be ready for spring football ... recorded three tackles against USF (11/23) including one tackle for a loss of three yards... had two total tackles and a pass break up in win vs. Syracuse (11/03) ... recorded a pass breakup and tackle at Louisville (10/26) ... had two solo tackles including one for a loss of two yards in win against Fordham (10/12) ... recorded first solo sack as a Bearcat for a loss of a yard against Pittsburgh (09/06).

a yard against Pittsburgh (09/06).

UPDATED PLAYER BIOS




Had three catches for 24 yards against Delaware State (09/14), including a pass for 16 yards.



Tallied two tackles against USF (11/23)... made one stop against Rutgers (11/17)... recorded one solo tackle against Temple (11/10) ... earned third sack of the season vs. Syracuse (11/03), resulted in a fumble and a six-yard loss ... also recorded a quarterback hurry and a pass breakup ... had one tackle assist against Toledo (10/20)...had two tackles, including one of a loss against Fordham (10/12) ...posted three tackles and one pass defended against Miami (OH) (10/06) ... had

two stops against Virginia Tech (09/29), including one for a one-yard loss ... recorded three solo tackles in season opener against Pittsburgh (09/06).



Made a career high six stops against USF (11/23)... recorded three tackles including one tackle for a loss against Rutgers (11/17)... completed a season-high five unassisted tackles vs. Syracuse (11/03) ... had a solo tackle and a pass breakup at Louisville (10/26) ... credited with two tackles at Toledo (10/20) ... had three solo tackles in win over Fordham (10/12) ... recorded three tackles, including one sack, versus Miami (OH) (10/06) ... had two stops vs. Virginia Tech (09/29)

... made four total tackles against Delaware State (09/14), one resulting in a fumble ... earned 1.5 sacks in UC debut vs. Pittsburgh (09/06) ... sacks resulted in a loss of 12 yards.




Earned a tackle at Toledo (10/20) ... recorded one stop against Virginia Tech (09/29) ... had two stops vs. Pittsburgh (09/06) in UC debut.



Earned Second-Team All-BIG EAST honors ... led the league in rushing for most of the campaign, falling to the No. 2 spot after the 12th and final regular season game ... rushed 227 times for 1,204 yards and 12 touchdowns ... had five games rushing over 100 yards, including a season- and career-best 165 yards on 30 carries for three touchdowns against Syracuse. Winn also added 12 receptions for 116 yards and totaled eight tackles on special teams ... his 1,204 rushing yards ranks as

the seventh-best single-season effort in UC history while his 12 TDs ranks tied for fourth with former standout Isaiah Pead (2011) ... carried 22 times for 70 yards and a TD at Connecticut ... totaled 119 yards rushing on 21 carries while adding two rushing touchdowns against USF (11/23)... rushed 11 times for 35 yards against Rutgers (11/17) while adding one catch for 30 yards... had 20 rushes for 83 yards including two touchdowns against Temple (11/10) ... named BIG EAST Football Offensive Player of the Week following game vs. Syracuse (11/03) ... set career highs in rushing yards (165), attempts (30) and total touchdowns (4) ... had 26 carries for 125 yards including a 25-yard run against Louisville (10/26)...rushed 16 times for 86 yards against Toledo (10/20), also had two catches for 14 yards and recorded one solotackle...had 13 carries for 75 yards against Fordham (10/12) ... rushed 16 times for 128 yards and tied a career-high with two touchdowns against Miami (OH) (10/06) ... had 17 carries for 76 yards vs. Virginia Tech (09/29), also recorded one tackle ... rushed 24 times for 147 yards against Delaware State (09/14) ... also had one solo stop ... had a career-high two touchdown performance in season opener vs. Pittsburgh (09/06) ... ran for 95 yards on 11 touches, including a 58-yard touchdown scoring run on the opening drive ... also had one solo stop.



Recorded three tackles including two tackles for a loss of 12 yards... tallied two tackles against Rutgers (11/17)... recorded two total tackles against Temple (11/10) ... had a solo tackle vs. Syracuse (11/03) ... earned two more solo tackles at Louisville (10/26) ... had two solo tackles against Toledo (10/20), also had two tackles for a total loss of 10 yards as well as one sack for a loss of nine yards...completed four solo tackles vs. Fordham (10/12) ... earned one tackle against Pittsburgh

(09/06) in season opener.

ADDITIONAL SQUAD MEMBERS



Shakim
ALONZO

TE • 6-4 • 207 • FR • HS
PITTSBURGH, PA.
[WOODLAND HILLS]

88



Blake
ANNEN

TE • 6-5 • 247 • JR • 2L
UPPER ARLINGTON, OHIO
[UPPER ARLINGTON]


86



Mason
ANTOUN

LB • 6-1 • 231 • FR • RS
CINCINNATI, OHIO
[READING]

38



Deyshawn
BOND

OL • 6-2 • 287 • FR • HS
INDIANAPOLIS, IND.
[WARREN CENTRAL]

59



Devin
BRUNS

LB • 6-1 • 222 • FR • HS
FORT THOMAS, KY.
[HIGHLANDS]

46



Drake
BRUNS

DB • 6-0 • 198 • FR • HS
FORT THOMAS, KY.
[HIGHLANDS]


27



Franklin
BRUSCIANNELLI

LB • 6-0 • 219 • FR • HS
WOODRIDGE, ILL.
[MONTINI CATHOLIC]

53



Demetri
BEAL

DB • 5-11 • 191 • SO • 1L
PEMBROKE PARK, FLA.
[CHAMINADE-MADONNA]

39



Chris
BURRELL

RB • 5-6 • 162 • SO • TR
WESTWOOD, N.J.
[DON BOSCO/TEMPLE]

24



Jonathan
BURT

DL • 6-1 • 242 • FR • HS
INDIANAPOLIS, IND.
[WARREN CENTRAL]

95



Nate
COLE

WR • 6-1 • 183 • FR • HS
MEMPHIS, TENN.
[MITCHELL]

84



Bennie
CONE

QB • 6-3 • 204 • FR • HS
PLANT CITY, FLA.
[PLANT CITY]

10



Dylan
COOMBS

DB • 6-1 • 173 • FR • HS
CINCINNATI, OHIO
[COLERAIN]

35



Patrick
COYNE

QB • 6-1 • 228 • FR • RS
CINCINNATI, OHIO
[BADINI]


9



Andre
CURETON

OL • 6-6 • 299 • JR • SQ
INDIANAPOLIS, IND.
[PIKE]


79



Connor
DONNINI

DL • 5-10 • 284 • FR • RS
DAYTON, OHIO
[CENTERVILLE]

69



D.J.
DOWDY

TE • 6-4 • 223 • FR • HS
AKRON, OHIO
[NORTH]

81



Eric
ERNST

K • 6-1 • 177 • FR • RS
CINCINNATI, OHIO
[MCNICHOLAS]


35



Adam
FEARING

RB • 5-9 • 182 • SR • SQ
DAYTON, OHIO
[CARROLL]

38



Marcus
FOSTER

DB • 6-1 • 208 • FR • HS
TROY, OHIO
[TROY]

36



Jacob
GILTROW

WR • 6-0 • 190 • SO • SQ
WEST CHESTER, OHIO
[LAKOTA WEST]


87



Jared
GOLDEN

TE • 6-1 • 241 • FR • HS
GALLIPOLIS, OHIO
[GALLIA ACADEMY]

42



Corey
GRIFFIN

LB • 6-1 • 216 • FR • HS
MIAMI, FLA.
[CORAL REEF SENIOR]

42



Chad
HANNAH

DL • 6-6 • 245 • FR • RS
TAMPA, FLA.
[GATHER]


97



Brad
HARRAH

DL • 6-5 • 253 • SO • SQ
MARION, OHIO
[MARION PLEASANT]

93



Andre
JONES

DB • 6-1 • 198 • FR • HS
CINCINNATI, OHIO
[COLERAIN]

29



Joey
JONES

LB • 6-0 • 204 • FR • HS
HOMESTEAD, FLA.
[SOUTH DADE]

37




E.J.
JUNIOR IV

RB • 6-0 • 210 • FR • HS
MIDDLETOWN, OHIO
[MIDDLETOWN]

56

ADDITIONAL SQUAD MEMBERS




Anthony
KING
RB • 5-11 • 222 • JR • 1L
CHICAGO, ILL.
(AYERSVILLE)
49




Braxton
LANE
WR • 5-11 • 202 • FR • HS
TYRONE, GA.
(SANDY CREEK)
26




Ryan
LEAHY
OL • 6-6 • 269 • FR • HS
CINCINNATI, OHIO
(LASALLE)
73



Dyjuan
LEWIS
WR • 6-3 • 202 • SO • 1L
INDIANAPOLIS, IND.
(PIKE)
5



John
LLOYD
P • 6-2 • 226 • SO • SQ
CINCINNATI, OHIO
(CHCA)
24




Roney
LOZANO
OL • 6-2 • 265 • SO • 1L
MIAMI, FLA.
(AMERICAN)
55




Colin
LOZIER
LB • 6-0 • 223 • SR • 3L
CINCINNATI, OHIO
(COLERAIN)
47



Jeff
LUC
LB • 6-1 • 248 • JR • TR
PORT ST. LUCIE, FLA.
(TREASURE COAST/FLORIDA STATE)
48



Breon
MAPP
DB • 5-10 • 197 • JR • TR
CINCINNATI, OHIO
(ANDERSON/THOMAS MORE)
48



E.J. Shawn
MCCCLAIN
LB • 6-1 • 249 • FR • HS
JACKSONVILLE, FLA.
(RAINES)
45



Sean
MCCLELLAN
OL • 6-4 • 286 • JR • SQ
CINCINNATI, OHIO
(MOELLER)
66



Brandon
MITCHELL
OL • 6-2 • 285 • FR • RS
CINCINNATI, OHIO
(WITHROW)
70




Max
MORRISON
WR • 6-1 • 179 • FR • RS
KENTON, OHIO
(KENTON)
82



Alex
PACE
OL • 6-2 • 298 • FR • HS
CLEVELAND, OHIO
(GINN ACADEMY)
50



Rob
RICE
RB • 5-10 • 182 • FR • RS
CINCINNATI, OHIO
(MCNICHOLAS)
25



Matt
STAUBACH
TE • 6-5 • 241 • FR • RS
CINCINNATI, OHIO
(MCNICHOLAS)
48



Chad
WEST
OL • 6-6 • 255 • FR • RS
PERRY, OHIO
(PERRY)
58

2012 STATISTICS

DATE	OPPONENT	UC	OPP	ATT	BIG EAST	OVERALL
09/06	PITTSBURGH *	34	10	33,562	1-0	1-0
09/15	DELAWARE STATE	24	3	27,112	1-0	2-0
09/29	Virginia Tech ^	27	24	46,026	1-0	3-0
10/06	MIAMI (OH)	52	14	35,097	1-0	4-0
10/13	FORDHAM	49	17	26,317	1-0	5-0
10/20	at Toledo	23	29	24,124	1-0	5-1
10/26	at Louisville *	(OT) 31	34	53,271	1-1	5-2
11/03	SYRACUSE *	35	24	24,124	2-1	6-2
11/10	at Temple *	34	10	20,192	3-1	7-2
11/17	RUTGERS *	3	10	34,529	3-2	7-3
11/23	USF *	27	10	21,171	4-2	8-3
12/01	at Connecticut	34	17	33,112	5-2	9-3
12/27	vs. Duke \$					

* - BIG EAST Conference Game; ^ - FedEx Field (Landover, Md.); \$ - Belk Bowl (Charlotte, N.C.)

TEAM STATISTICS	Cincinnati	Opponent
SCORING	372	206
Points Per Game	31.0	17.2
FIRST DOWNS	248	232
Rushing	116	84
Passing	111	133
Penalty	21	15
RUSHING YARDAGE	2397	1563
Yards gained rushing	2614	1877
Yards lost rushing	217	314
Rushing Attempts	464	420
Average Per Rush	5.2	3.7
Average Per Game	199.8	130.2
TDs Rushing	24	9
PASSING YARDAGE	2772	2922
Comp-Att-Int	193-346-11	244-448-14
Average Per Pass	8.0	6.5
Average Per Catch	14.4	12.0
Average Per Game	231.0	243.5
TDs Passing	21	11
TOTAL OFFENSE	5169	4485
Total Plays	810	868
Average Per Play	6.4	5.2
Average Per Game	430.8	373.8
KICK RETURNS: #-Yards	30-766	38-886
PUNT RETURNS: #-Yards	26-252	22-125
INT RETURNS: #-Yards	14-227	11-167
KICK RETURN AVERAGE	25.5	23.3
PUNT RETURN AVERAGE	9.7	5.7
INT RETURN AVERAGE	16.2	15.2
FUMBLES-LOST	17-8	21-10
PENALTIES-Yards	67-636	78-688
Average Per Game	53.0	57.3
PUNTS-Yards	55-2310	68-2842
Average Per Punt	42.0	41.8
Net punt average	37.5	36.6
KICKOFFS-Yards	73-4621	49-3009
Average Per Kick	63.3	61.4
Net kick average	39.2	37.1
TIME OF POSSESSION/Game	28:55	31:05
3RD-DOWN Conversions	70/161	74/196
3rd-Down Pct	43%	38%
4TH-DOWN Conversions	4/8	10/20
4th-Down Pct	50%	50%
SACKS BY-Yards	31-217	13-80
MISC YARDS	54	0
TOUCHDOWNS SCORED	47	22
FIELD GOALS-ATTEMPTS	15-20	17-23
ON-SIDE KICKS	0-1	0-1
RED-ZONE SCORES	(40-48) 83%	(24-34) 71%
RED-ZONE TOUCHDOWNS	(30-48) 63%	(14-34) 41%
PAT-ATTEMPTS	(45-47) 96%	(19-19) 100%

ATTENDANCE	203965	130699
Games/Avg Per Game	7/29138	4/32675
Neutral Site Games		1/46026

SCORE BY QUARTERS	1st	2nd	3rd	4th	OT	TOTAL
Cincinnati	103	73	105	91	0	372
Opponents	39	55	48	61	3	206

INDIVIDUAL STATISTICS

PASSING	G	Effic	Cmp-Att-Int	Pct	Yds	TD	Lng	Avg/G
LEGAUX, Munchie	10	125.67	120-230-9	52.2	1716	13	78	171.6
KAY, Brendon	10	147.74	70-113-2	61.9	966	6	75	96.6
WINN, George	12	740.80	1-1-0	100.0	37	1	37	3.1
LUALLLEN, Jordan	8	217.60	1-1-0	100.0	14	0	14	1.8
KELCE, Travis	12	757.60	1-1-0	100.0	39	1	39	3.2
TOTAL	12	136.75	193-346-11	55.8	2772	21	78	231.0
OPPONENTS	12	111.10	244-448-14	54.5	2922	11	74	243.5

RUSHING	GP	Att	Gain	Loss	Net	Avg	TD	Long	Avg/G
WINN, George	12	227	1235	31	1204	5.3	12	58	100.3
ABERNATHY, RD	12	69	394	28	366	5.3	3	52	30.5
LEGAUX, Munchie	10	55	407	72	335	6.1	4	77	33.5
KAY, Brendon	10	38	274	44	230	6.1	2	40	23.0
POTEAT, Jameel	11	34	139	20	119	3.5	1	23	10.8
GREEN, Tion	7	16	72	2	70	4.4	1	23	10.0
LUALLLEN, Jordan	8	14	52	3	49	3.5	1	12	6.1
BUCKLEY, D.	6	4	32	0	32	8.0	0	12	5.3
FEARING, Adam	11	3	5	1	4	1.3	0	3	0.4
WASHINGTON, S.	5	1	1	0	1	1.0	0	1	0.2
MCCLUNG, A.	11	2	3	10	-7	-3.5	0	3	-0.6
TOTAL	12	464	2614	217	2397	5.2	24	77	199.8
OPPONENTS	12	420	1877	314	1563	3.7	9	60	130.2

RECEIVING	G	No.	Yds	Avg	TD	Long	Avg/G
KELCE, Travis	12	40	599	15.0	7	78	49.9
THOMPCKINS, K.	12	32	523	16.3	2	75	43.6
MCCLUNG, A.	11	31	429	13.8	1	36	39.0
ABERNATHY, RD	12	25	297	11.9	3	76	24.8
JULIAN, Damon	12	24	377	15.7	4	39	31.4
WINN, George	12	12	116	9.7	0	30	9.7
CHISUM, Alex	11	9	140	15.6	0	29	12.7
MILLIGAN, Danny	12	8	116	14.5	2	31	9.7
MOORE, Chris	11	3	88	29.3	1	65	8.0
WASHINGTON, S.	5	3	23	7.7	0	16	4.6
KAY, Brendon	10	2	44	22.0	1	39	4.4
MOUHON, S.	12	1	16	16.0	0	16	1.3
RICHARDSON, D.	12	1	3	3.0	0	3	0.2
ANNEN, Blake	9	1	2	2.0	0	2	0.2
POTEAT, Jameel	11	1	-1	-1.0	0	0	-0.1
TOTAL	12	193	2772	14.4	21	78	231.0
OPPONENTS	12	244	2922	12.0	11	74	243.5

TOTAL OFFENSE	G	Plays	Rush	Pass	Total	Avg/G
LEGAUX, Munchie	10	285	335	1716	2051	205.1
WINN, George	12	228	1204	37	1241	103.4
KAY, Brendon	10	151	230	966	1196	119.6
ABERNATHY, RD	12	69	366	0	366	30.5
POTEAT, Jameel	11	34	119	0	119	10.8
GREEN, Tion	7	16	70	0	70	10.0
LUALLLEN, Jordan	8	15	49	14	63	7.9
KELCE, Travis	12	1	0	39	39	3.2
BUCKLEY, D.	6	4	32	0	32	5.3
FEARING, Adam	11	3	4	0	4	0.4
WASHINGTON, S.	5	1	1	0	1	0.2
MCCLUNG, A.	11	2	-7	0	-7	-0.6
TOTAL	12	810	2397	2772	5169	430.8
OPPONENTS	12	868	1563	2922	4485	373.8

2012 UNIVERSITY OF CINCINNATI FOOTBALL

2012 STATISTICS

PUNT RETURNS	No.	Yds	Avg	TD	Long
MCCLUNG, A.	16	158	9.9	0	29
MILLIGAN, Danny	10	94	9.4	0	42
TOTAL	26	252	9.7	0	42
OPPONENTS	22	125	5.7	0	22

INTERCEPTIONS	No.	Yds	Avg	TD	Long
CHEATHAM, C.	3	83	27.7	1	68
DRANE, Deven	2	64	32.0	0	33
CHENAULT, Arryn	2	0	0.0	0	0
FREY, Drew	2	42	21.0	0	22
BLAIR, Greg	2	13	6.5	0	13
BOMAR, Maalik	1	0	0.0	0	0
BATTLE, D.	1	0	0.0	0	0
WILLIAMS, Chris	1	25	25.0	0	25
TOTAL	14	227	16.2	1	68
OPPONENTS	11	167	15.2	1	75

KICK RETURNS	No.	Yds	Avg	TD	Long
ABERNATHY, RD	28	728	26.0	0	58
POTEAT, Jameel	1	16	16.0	0	16
BURRELL, Chris	1	22	22.0	0	22
TOTAL	30	766	25.5	0	58
OPPONENTS	38	886	23.3	1	91

FUMBLE RETURNS	No.	Yds	Avg	TD	Long
BATTLE, D.	1	20	20.0	0	20
DRANE, Deven	1	76	76.0	1	76
TOTAL	2	96	48.0	1	76
OPPONENTS	0	0	0.0	0	0

FIELD GOALS	M-A	Pct	01-19	20-29	30-39	40-49	50+	Lg	Blk
MILIANO, Tony	15-20	75.0	1-1	4-4	4-5	6-10	0-0	47	0

FG SEQUENCE	CINCINNATI	OPPONENTS
Pittsburgh	(39),(46)	(37)
Delaware State	(18)	-
Virginia Tech	(20),(43),41	(28)
Miami (Ohio)	49,(24)	-
Fordham	47	(46),48,(55),(38)
Toledo	(40),(37),(41)	(43),(42),(47),(20),(25)
Louisville	(47),46	57,(26),(30)
Syracuse	-	(24),25,42
Temple	(22),(23)	(20)
Rutgers	34,(36)	22,(42)
USF	-	(25),51
Connecticut	(38),(42)	(40)

PUNTING	No.	Yds	Avg	Long	TB	FC	I20	50+	Blkd
O'DONNELL, Pat	55	2310	42.0	65	6	8	23	10	0
TOTAL	55	2310	42.0	65	6	8	23	10	0
OPPONENTS	68	2842	41.8	70	5	21	17	13	0

KICKOFFS	No.	Yds	Avg	TB	OB	Retn	Net	YdLn
O'DONNELL, Pat	66	4208	63.8	34	0			
MILIANO, Tony	7	413	59.0	1	0			
TOTAL	73	4621	63.3	35	0	886	39.2	25
OPPONENTS	49	3009	61.4	17	2	766	37.1	27

	----- PATs -----								
SCORING	TD	FGs	Kick	Rush	Rcv	Pass	DXP	Saf	Points
MILIANO, Tony	0	15-20	45-47	0-0	0	0-0	0	0	90
WINN, George	12	0-0	0-0	0-0	0	0-0	0	0	72
KELCE, Travis	7	0-0	0-0	0-0	0	0-0	0	0	42
ABERNATHY, RD	6	0-0	0-0	0-0	0	0-0	0	0	36
LEGAUX, Munchie	4	0-0	0-0	0-0	0	0-0	0	0	24
JULIAN, Damon	4	0-0	0-0	0-0	0	0-0	0	0	24
KAY, Brendon	3	0-0	0-0	0-0	0	0-0	0	0	18
MILLIGAN, Danny	2	0-0	0-0	0-0	0	0-0	0	0	12
THOMPCKINS, K.	2	0-0	0-0	0-0	0	0-0	0	0	12
MOORE, Chris	1	0-0	0-0	0-0	0	0-0	0	0	6
GREEN, Tion	1	0-0	0-0	0-0	0	0-0	0	0	6
POTEAT, Jameel	1	0-0	0-0	0-0	0	0-0	0	0	6
LUALLEN, Jordan	1	0-0	0-0	0-0	0	0-0	0	0	6
DRANE, Deven	1	0-0	0-0	0-0	0	0-0	0	0	6
MCCLUNG, A.	1	0-0	0-0	0-0	0	0-0	0	0	6
CHEATHAM, C.	1	0-0	0-0	0-0	0	0-0	0	0	6
TOTAL	47	15-20	45-47	0-0	0	0-0	0	0	372
OPPONENTS	22	17-23	19-19	1-2	1	1-1	0	0	206

ALL PURPOSE	G	Rush	Rec	PR	KOR	IR	Tot	Avg/G
ABERNATHY, RD	12	366	297	0	728	0	1391	115.9
WINN, George	12	1204	116	0	0	0	1320	110.0
KELCE, Travis	12	0	599	0	0	0	599	49.9
MCCLUNG, A.	11	-7	429	158	0	0	580	52.7
THOMPCKINS, K.	12	0	523	0	0	0	523	43.6
JULIAN, Damon	12	0	377	0	0	0	377	31.4
LEGAUX, Munchie	10	335	0	0	0	0	335	33.5
KAY, Brendon	10	230	44	0	0	0	274	27.4
MILLIGAN, Danny	12	0	116	94	0	0	210	17.5
CHISUM, Alex	11	0	140	0	0	0	140	12.7
POTEAT, Jameel	11	119	-1	0	16	0	134	12.2
MOORE, Chris	11	0	88	0	0	0	88	8.0
CHEATHAM, C.	12	0	0	0	0	83	83	6.9
GREEN, Tion	7	70	0	0	0	0	70	10.0
DRANE, Deven	11	0	0	0	0	64	64	5.8
LUALLEN, Jordan	8	49	0	0	0	0	49	6.1
FREY, Drew	10	0	0	0	0	42	42	4.2
BUCKLEY, D.	6	32	0	0	0	0	32	5.3
WILLIAMS, Chris	11	0	0	0	0	25	25	2.3
WASHINGTON, S.	5	1	23	0	0	0	24	4.8
BURRELL, Chris	2	0	0	0	22	0	22	11.0
MOUHON, S.	12	0	16	0	0	0	16	1.3
BLAIR, Greg	12	0	0	0	0	13	13	1.1
FEARING, Adam	11	4	0	0	0	0	4	0.4
RICHARDSON, D.	12	0	3	0	0	0	3	0.2
ANNEN, Blake	9	0	2	0	0	0	2	0.2
TOTAL	12	2397	2772	252	766	227	6414	534.
OPPONENTS	12	1563	2922	125	886	167	5663	471.9

2012 STATISTICS

		TACKLES				SACKS		PASS DEF		FUMBLES		BLKD		
DEFENSE		GP-GS	Solo	Ast	Total	TFL/Yds	No-Yards	Int-Yds	BrUp	QBH	Rcv-Yds	FF	Kick	Saf
51	BLAIR, Greg	12	62	61	123	8.5-25	2.5-14	2-13	6	4	.	1	.	.
40	BOMAR, Maalik	12	45	30	75	2.5-7	.	1-0	2
99	GIORDANO, Dan	12	21	30	51	6.0-42	5.0-41	.	1	12	2-0	1	.	.
43	TEMPLE, Nick	12	27	21	48	5.5-27	2.5-21	.	4
21	CHEATHAM, C.	12	28	19	47	4.0-13	1.0-6	3-83	5	.	1-0	1	.	.
26	FREY, Drew	10	26	16	42	2.0-5	.	2-42	6
25	CHENAULT, Arryn	11	27	15	42	1.5-2	.	2-0	3	.	1-0	.	.	.
10	DRANE, Deven	11	21	15	36	1.0-1	.	2-64	7	.	1-76	.	.	.
95	WILLIAMS, John	12	18	15	33	5.0-19	2.5-17	.	1	.	1-0	.	.	.
94	STEPP, Jordan	12	16	16	32	4.0-17	1.5-13	.	2	.	.	.	1	.
58	MILLS, Brandon	12	12	17	29	3.0-13	1.0-6	.	1	3	1-0	.	1	.
90	BEARD, Camaron	12	11	18	29	5.0-14	.	.	1	.	1-0	1	.	.
54	STEWART, Walter	5	10	12	22	7.0-49	5.0-41	.	1	.	.	2	.	.
8	WITTY, Adrian	10	14	8	22	4.5-23	3.0-21	.	2	1	.	1	.	.
90	BATTLE, D.	10	11	10	21	1.0-3	.	1-0	3	.	1-20	.	.	.
17	MURRAY, Malcolm	12	13	7	20	1.0-5
33	TENTMAN, S.	8	9	10	19	0.5-3
20	WILLIAMS, Chris	11	10	8	18	3.0-9	1.0-6	1-25	2	1	.	1	.	.
92	MOUHON, S.	12	8	9	17	1.0-3	1.0-3	.	1	1	.	1	.	.
20	ORR, Trenier	7	11	6	17	.	.	.	4
30	ROBERSON, Aaron	10	11	3	14	2.0-9	1.0-7	.	1	.	.	1	.	.
57	CASSEUS, C.	10	5	7	12
91	DEMPSEY, Adam	11	6	4	10	1.0-2	.	.	.	1
40	BROWN, Kevin	9	7	3	10	.	.	.	2
52	SHULER, Elijah	10	6	3	9	3.0-6	1.0-1	.	2
32	WINN, George	12	6	2	8
13	LAMBERT, Pat	12	4	3	7
12	PAYNE, L	12	6	1	7
46	MEADOR, Mitch	12	2	4	6	1.0-4	1.0-4	.	.	1	.	1	.	.
44	MASON, Corey	12	3	2	5
85	HORNER, Bruce	10	3	1	4
61	WILLIS, Kirk	12	1	3	4
31	BUCKLEY, D.	6	2	1	3	1	.	.
83	MILLIGAN, Danny	12	1	1	2
96	POSLEY, Josh	5	1	1	2	0.5-4	0.5-4
39	BEAL, Demitri	10	2	.	2
47	LOZIER, Colin	3	1	1	2
87	GRAVES, Jeremy	11	2	.	2	1-0	.	.	.
35	RUSS, Josh	4	1	.	1
11	KAY, Brendon	10	1	.	1
7	THOMPCKINS, K.	12	1	.	1
15	MOORE, Chris	11	1	.	1
16	JULIAN, Damon	12	1	.	1
55	LOZANO, Roney	2	.	1	1	0.5-3	0.5-3
34	O'DONNELL, Pat	12	1	.	1
18	KELCE, Travis	12	1	.	1
TOTAL		12	476	384	860	74-308	31-217	14-227	57	24	10-96	12	2	.
OPPONENTS		12	440	412	852	63.0-212	13-80	11-167	44	23	8-0	12	.	.

2012 UNIVERSITY OF CINCINNATI FOOTBALL

INDIVIDUAL GAME-BY-GAME STATISTICS

OFFENSE										
PASSING										
#4 LEGAUX, Munchie	Att	Comp	Int	Pct	Yards	TD	Long	Sack	Yds	Effc
Pittsburgh	28	14	0	50.0	205	2	42	1	12	135.1
Delaware State	27	20	2	74.1	208	2	36	2	16	148.4
Virginia Tech	42	19	1	45.2	376	3	76	1	8	139.2
Miami (Ohio)	23	13	0	56.5	157	2	22	0	0	142.6
Fordham	24	15	0	62.5	262	2	78	0	0	181.7
Toledo	36	15	2	41.7	227	1	46	0	0	92.7
Louisville	28	13	3	46.4	157	1	31	1	4	83.9
Syracuse	22	11	1	50.0	124	0	35	0	0	88.3
TOTALS	230	120	9	52.2	1716	13	78	5	40	125.7

#11 KAY, Brendon	Att	Comp	Int	Pct	Yards	TD	Long	Sack	Yds	Effc
Virginia Tech	1	1	0	100.0	16	0	16	0	0	234.4
Toledo	1	0	0	0.0	0	0	0	0	0	0.0
Syracuse	3	3	0	100.0	32	1	13	1	1	299.6
Temple	21	13	0	61.9	244	2	75	2	6	190.9
Rutgers	31	17	2	54.8	251	0	30	3	22	109.9
USF	27	17	0	63.0	178	1	48	1	4	130.6
Connecticut	29	19	0	65.5	245	2	26	1	7	159.2
TOTALS	113	70	2	61.9	966	6	75	8	40	147.7

#10 LUALLEN, Jordan	Att	Comp	Int	Pct	Yards	TD	Long	Sack	Yds	Effc
Syracuse	1	1	0	100.0	14	0	14	0	0	217.6
TOTALS	1	1	0	100.0	14	0	14	0	0	217.6

#18 KELCE, Travis	Att	Comp	Int	Pct	Yards	TD	Long	Sack	Yds	Effc
Connecticut	1	1	0	100.0	39	1	39	0	0	757.6
TOTALS	1	1	0	100.0	39	1	39	0	0	757.6

#32 WINN, George	Att	Comp	Int	Pct	Yards	TD	Long	Sack	Yds	Effc
Syracuse	1	1	0	100.0	37	1	37	0	0	740.8
TOTALS	1	1	0	100.0	37	1	37	0	0	740.8

RUSHING														
PLAYER	No-Yds/TD	PITT	DSU	VT	MIA	FOR	TOL	LOU	SYR	TEM	RUT	USF	CONN	DUKE
WINN, George	227-1204/12	11-95/2	24-147/0	17-76/0	16-128/2	13-75/0	16-86/0	26-125/0	30-165/3	20-83/2	11-35/0	21-119/2	22-70/1	
ABERNATHY, RD	69-366/3	5-20/0	7-52/0	3--3/0	8-27/0	5-51/1	9-98/0	10-39/2	6-17/0	6-40/0	2-0/0	6-18/0	2-7/0	
LEGAUX, Munchie	55-335/4	6-117/0	8-25/0	11-27/0	6-22/1	4-7/1	9-66/1	5-32/1	6-39/0	-	DNP	-	DNP	
KAY, Brendon	38-230/2	1-2/0	DNP	-	2-18/0	2-29/1	-	DNP	3-18/0	7-71/0	13-46/0	7-48/1	3--2/0	
POTEAT, Jameel	34-119/1	8-25/0	8-44/1	-	1-0/0	4-18/0	-	DNP	1--2/0	5-29/0	-	3-5/0	4-0/0	
GREEN, Tion	16-70/1	DNP	DNP	DNP	11-37/1	3-28/0	DNP	-	-	2-5/0	-	-	DNP	
LUALLEN, Jordan	14-49/1	DNP	DNP	DNP	2-8/0	2-2/1	1-1/0	-	6-32/0	-	2-9/0	DNP	1--3/0	
BUCKLEY, D.	4-32/0	DNP	DNP	DNP	4-32/0	-	DNP	-	-	-	DNP	DNP	-	
FEARING, Adam	3-4/0	-	-	-	-	-	-	DNP	-	-	-	3-4/0	-	
WASHINGTON, S.	1-1/0	DNP	1-1/0	DNP	-	-	DNP	DNP	DNP	-	DNP	-	DNP	
MCCLUNG, A.	2--7/0	-	1--10/0	1-3/0	-	DNP	-	-	-	-	-	-	-	

RECEIVING														
PLAYER	No-Yds/TD	PITT	DSU	VT	MIA	FOR	TOL	LOU	SYR	TEM	RUT	USF	CONN	DUKE
KELCE, Travis	40-599/7	2-42/0	1-5/0	2-47/0	2-27/1	3-101/1	3-64/0	2-22/0	4-77/2	4-37/0	5-50/0	7-58/1	5-69/2	
THOMPkins, K.	32-523/2	2-48/0	3-22/0	7-134/1	1-7/0	3-27/0	2-38/0	3-46/0	2-16/0	2-79/1	2-38/0	3-57/0	2-11/0	
MCCLUNG, A.	31-429/1	3-21/0	3-54/1	2-26/0	4-55/0	DNP	2-29/0	1-2/0	5-75/0	1-29/0	3-42/0	1-26/0	6-70/0	
JULIAN, Damon	24-377/4	-	4-62/1	4-89/1	3-33/0	1-23/0	2-36/1	4-52/1	-	-	2-34/0	3-22/0	1-26/0	
ABERNATHY, RD	25-297/3	4-71/2	3-23/0	1-76/1	2-24/0	3-16/0	1--1/0	1-5/0	4-30/0	2--2/0	3-52/0	-	1-3/0	
CHISUM, Alex	9-140/0	1-7/0	DNP	-	-	2-45/0	2-35/0	-	-	1-29/0	1-5/0	1-8/0	1-11/0	
MILLIGAN, Danny	8-116/2	2-16/0	1-17/0	1-2/0	1-11/1	2-39/1	-	1-31/0	-	-	-	-	-	
WINN, George	12-116/0	-	-	2-2/0	-	-	2-14/0	1--1/0	1-9/0	-	1-30/0	2-7/0	3-55/0	
MOORE, Chris	3-88/1	DNP	-	-	-	1-11/0	1-12/0	-	-	1-65/1	-	-	-	
KAY, Brendon	2-44/1	-	DNP	-	-	-	-	DNP	-	1-5/0	-	-	1-39/1	
WASHINGTON, S.	3-23/0	DNP	3-23/0	DNP	-	-	DNP	DNP	DNP	-	DNP	-	DNP	
MOUHON, S.	1-16/0	-	-	1-16/0	-	-	-	-	-	-	-	-	-	
RICHARDSON, D.	1-3/0	-	1-3/0	-	-	-	-	-	-	-	-	-	-	
ANNEN, Blake	1-2/0	DNP	DNP	-	-	-	DNP	-	-	1-2/0	-	-	-	
POTEAT, Jameel	1--1/0	-	1--1/0	-	-	-	-	DNP	-	-	-	-	-	

INDIVIDUAL GAME-BY-GAME DEFENSE

TOTAL TACKLES	UA-A	TOT	PITT	DSU	VT	MIA	FOR	TOL	LOU	SYR	TEM	RUT	USF	CONN	DUKE
BLAIR, Greg	62-61	123	4-6	5-2	5-8	4-2	1-2	7-8	9-10	6-4	5-1	4-8	8-6	4-4	
BOMAR, Maalik	45-30	75	2-5	4-2	9-7	4-1	2-2	5-3	4-2	5-0	6-0	1-4	2-3	1-1	
GIORDANO, Dan	21-30	51	5-4	0-3	0-1	0-1	3-0	3-3	0-3	2-3	1-1	1-4	3-4	3-3	
TEMPLE, Nick	27-21	48	1-4	0-1	1-1	5-1	3-1	-	2-3	-	4-0	3-5	4-2	4-3	
CHEATHAM, C.	28-19	47	1-3	1-2	3-1	0-1	2-0	4-2	2-2	2-3	3-1	6-1	1-2	3-1	
CHENAULT, Arryn	27-15	42	2-4	5-0	2-4	4-1	5-0	4-1	2-2	DNP	1-1	-	1-0	1-2	
FREY, Drew	26-16	42	4-1	DNP	0-1	1-2	DNP	2-3	3-5	5-0	3-0	2-2	4-1	2-1	
DRANE, Deven	21-15	36	0-2	3-0	0-4	0-1	2-2	0-1	4-0	DNP	0-1	3-2	2-0	7-2	
WILLIAMS, John	18-15	33	2-2	0-4	1-1	2-1	3-0	0-2	1-0	5-0	-	0-3	4-2	-	
STEPP, Jordan	16-16	32	2-0	0-1	1-1	1-1	-	2-2	2-2	2-2	3-0	2-2	0-3	1-2	
MILLS, Brandon	12-17	29	0-2	1-1	-	-	1-0	1-1	1-2	1-6	2-0	0-3	3-0	2-2	
BEARD, Camaron	11-18	29	0-2	-	2-3	2-0	1-1	2-3	1-0	-	0-1	0-6	1-0	2-2	
WITTY, Adrian	14-8	22	0-1	DNP	DNP	-	4-0	2-3	2-1	1-0	1-1	1-1	2-1	1-0	
STEWART, Walter	10-12	22	5-4	2-0	1-5	1-0	1-3	DNP	DNP	DNP	DNP	DNP	DNP	DNP	
BATTLE, D.	11-10	21	DNP	-	1-0	1-1	2-2	DNP	1-2	2-2	1-0	1-3	1-0	1-0	
MURRAY, Malcolm	13-7	20	2-1	2-0	2-0	1-1	3-3	-	-	0-1	2-0	-	-	1-1	
TENTMAN, S.	9-10	19	2-3	1-0	DNP	1-1	-	DNP	DNP	DNP	4-0	1-4	0-1	0-1	
WILLIAMS, Chris	10-8	18	3-1	-	1-1	2-1	2-0	0-1	DNP	1-1	1-0	0-1	0-2	-	
MOUHON, S.	8-9	17	1-0	0-1	-	-	1-2	2-2	1-2	1-0	1-0	0-2	1-0	-	
ORR, Trenier	11-6	17	2-1	-	DNP	-	2-1	1-0	0-1	6-3	DNP	DNP	DNP	DNP	
ROBERSON, Aaron	11-3	14	-	2-2	1-0	-	1-1	DNP	DNP	1-0	-	-	4-0	2-0	
CASSEUS, C.	5-7	12	-	0-1	DNP	0-1	1-2	-	-	DNP	2-1	2-2	-	-	
BROWN, Kevin DB	7-3	10	DNP	1-0	-	-	1-1	DNP	-	2-1	1-0	DNP	2-1	-	
DEMPESEY, Adam	6-4	10	1-0	-	1-0	0-1	1-1	DNP	1-0	1-1	-	0-1	-	1-0	
SHULER, Elijah	6-3	9	1-0	-	DNP	DNP	2-0	-	0-1	1-1	-	-	2-1	-	
WINN, George	6-2	8	1-0	1-0	0-1	-	-	1-0	-	1-0	-	-	1-1	1-0	
PAYNE, L	6-1	7	-	-	1-0	1-0	-	-	1-1	1-0	1-0	-	1-0	-	
LAMBERT, Pat	4-3	7	1-0	-	-	0-1	1-0	2-0	-	-	-	-	-	0-2	
MEADOR, Mitch	2-4	6	-	-	-	-	-	1-1	0-2	1-0	-	-	-	0-1	
MASON, Corey	3-2	5	1-1	-	1-0	0-1	-	-	-	-	-	1-0	-	-	
HORNER, Bruce	3-1	4	DNP	-	-	-	1-0	DNP	-	-	-	-	-	2-1	
WILLIS, Kirk	1-3	4	1-1	-	0-1	-	-	0-1	-	-	-	-	-	-	
BUCKLEY, D.	2-1	3	DNP	DNP	DNP	-	-	DNP	1-1	1-0	-	DNP	DNP	-	
POSLEY, Josh	1-1	2	-	DNP	DNP	0-1	-	DNP	DNP	DNP	1-0	-	DNP	DNP	
GRAVES, Jeremy	2-0	2	-	-	1-0	-	-	1-0	-	-	-	DNP	-	-	
LOZIER, Colin	1-1	2	-	1-0	DNP	DNP	DNP	DNP	DNP	DNP	DNP	DNP	DNP	0-1	
BEAL, Demitri	2-0	2	-	-	-	-	-	DNP	DNP	1-0	1-0	-	-	-	
MILLIGAN, Danny	1-1	2	-	-	-	1-0	-	0-1	-	-	-	-	-	-	
LOZANO, Roney	0-1	1	-	DNP	DNP	0-1	DNP	DNP	DNP	DNP	DNP	DNP	DNP	DNP	
KAY, Brendon	1-0	1	-	DNP	-	-	-	1-0	DNP	-	-	-	-	-	
O'DONNELL, Pat	1-0	1	-	-	-	-	-	-	-	-	1-0	-	-	-	
KELCE, Travis	1-0	1	-	1-0	-	-	-	-	-	-	-	-	-	-	
JULIAN, Damon	1-0	1	-	-	-	-	-	-	1-0	-	-	-	-	-	
RUSS, Josh	1-0	1	-	DNP	DNP	DNP	-	DNP	1-0	DNP	-	DNP	DNP	DNP	
THOMPSON, K.	1-0	1	-	-	-	-	-	-	1-0	-	-	-	-	-	
MOORE, Chris	1-0	1	DNP	-	-	-	-	-	-	-	-	1-0	-	-	

INDIVIDUAL GAME-BY-GAME DEFENSE

TFLs	UA-A	TOT	PITT	DSU	VT	MIA	FOR	TOL	LOU	SYR	TEM	RUT	USF	CONN	DUKE
BLAIR, Greg	7-3	8.5	-	1.0-1	-	-	1.0-1	1.0-2	1.5-5	-	-	1.0-1	1.0-3	2.0-12	
STEWART, Walter	6-2	7.0	3.5-21	-	1.5-9	1.0-1	1.0-18	DNP	DNP	DNP	DNP	DNP	DNP	DNP	
GIORDANO, Dan	5-2	6.0	0.5-4	-	-	-	1.0-5	2.0-7	-	-	-	-	0.5-5	2.0-21	
TEMPLE, Nick	4-3	5.5	1.0-12	-	-	-	-	-	1.0-5	-	-	-	-	3.5-10	
BEARD, Camaron	3-4	5.0	0.5-2	-	1.0-6	1.0-1	1.0-2	0.5-1	-	-	0.5-1	0.5-1	-	-	
WILLIAMS, John	3-4	5.0	1.5-12	0.5-0	0.5-1	1.0-5	-	-	-	1.0-1	-	0.5-0	-	-	
WITTY, Adrian	4-1	4.5	-	DNP	DNP	-	-	2.0-10	-	-	0.5-1	-	2.0-12	-	
STEPP, Jordan	3-2	4.0	1.0-1	-	-	1.0-8	-	-	0.5-1	1.0-2	-	-	0.5-5	-	
CHEATHAM, C.	3-2	4.0	-	1.0-3	-	-	-	0.5-0	1.0-6	-	1.0-3	-	-	0.5-1	
MILLS, Brandon	3-0	3.0	-	1.0-6	-	-	-	-	-	-	-	-	1.0-5	1.0-2	
WILLIAMS, Chris	3-0	3.0	-	-	1.0-1	-	1.0-2	-	DNP	1.0-6	-	-	-	-	
SHULER, Elijah	3-0	3.0	1.0-1	-	DNP	DNP	1.0-2	-	-	-	-	-	1.0-3	-	
BOMAR, Maalik	1-3	2.5	0.5-1	0.5-1	-	-	-	-	1.5-5	-	-	-	-	-	
ROBERSON, Aaron	2-0	2.0	-	2.0-9	-	-	-	DNP	DNP	-	-	-	-	-	
FREY, Drew	2-0	2.0	-	DNP	-	-	DNP	1.0-2	-	-	1.0-3	-	-	-	
CHENAULT, Arryn	1-1	1.5	-	1.0-1	-	-	-	-	0.5-1	DNP	-	-	-	-	
MOUHON, S.	1-0	1.0	-	-	-	-	-	-	-	-	-	-	1.0-3	-	
DEMPSEY, Adam	1-0	1.0	-	-	-	-	-	DNP	1.0-2	-	-	-	-	-	
MEADOR, Mitch	1-0	1.0	-	-	-	-	-	1.0-4	-	-	-	-	-	-	
DRANE, Deven	1-0	1.0	-	-	-	-	-	-	-	DNP	-	1.0-1	-	-	
MURRAY, Malcolm	1-0	1.0	-	-	-	-	1.0-5	-	-	-	-	-	-	-	
BATTLE, D.	1-0	1.0	DNP	-	-	-	-	DNP	-	-	1.0-3	-	-	-	
POSLEY, Josh	0-1	0.5	-	DNP	DNP	0.5-4	-	DNP	DNP	DNP	-	-	DNP	DNP	
LOZANO, Roney	0-1	0.5	-	DNP	DNP	0.5-3	DNP	DNP	DNP	DNP	DNP	DNP	DNP	DNP	
TENTMAN, S.	0-1	0.5	0.5-3	-	DNP	-	-	DNP	DNP	DNP	-	-	-	-	

[illegible]

INDIVIDUAL GAME-BY-GAME ALL-PURPOSE/SPECIAL TEAMS

ALL-PURPOSE YARDS	TOTAL	PITT	DSU	VT	MIA	FOR	TOL	LOU	SYR	TEM	RUT	USF	CONN	DUKE
ABERNATHY, RD	1391	115	145	126	126	108	192	204	124	38	84	44	85	
WINN, George	1320	95	147	78	128	75	100	124	174	83	65	126	125	
KELCE, Travis	599	42	5	47	27	101	64	22	77	37	50	58	69	
MCCLUNG, A.	580	76	120	39	55	DNP	29	17	77	29	42	26	70	
THOMPCKINS, K.	523	48	22	134	7	27	38	46	16	79	38	57	11	
JULIAN, Damon	377	-	62	89	33	23	36	52	-	-	34	22	26	
LEGAUX, Munchie	335	117	25	27	22	7	66	32	39	-	DNP	-	DNP	
KAY, Brendon	274	2	DNP	-	18	29	-	DNP	18	76	46	48	37	
MILLIGAN, Danny	210	16	23	16	11	81	-	31	17	15	2	-	-2	
CHISUM, Alex	140	7	DNP	-	-	45	35	-	-	29	5	8	11	
POTEAT, Jameel	134	25	43	-	-	18	-	DNP	-2	29	-	21	-	
MOORE, Chris	88	DNP	-	-	-	11	12	-	-	65	-	-	-	
CHEATHAM, C.	83	-	-	2	68	-	-	-	-	-	13	-	-	
GREEN, Tion	70	DNP	DNP	DNP	37	28	DNP	-	-	5	-	-	DNP	
DRANE, Deven	64	-	-	-	33	-	-	-	DNP	-	-	-	31	
LUAllen, Jordan	49	DNP	DNP	DNP	8	2	1	-	32	-	9	DNP	-3	
FREY, Drew	42	-	DNP	-	-	DNP	-	-	-	20	-	-	22	
BUCKLEY, D.	32	DNP	DNP	DNP	32	-	DNP	-	-	-	DNP	DNP	-	
WILLIAMS, Chris	25	-	-	-	-	-	-	DNP	-	-	-	-	25	
WASHINGTON, S.	24	DNP	24	DNP	-	-	DNP	DNP	DNP	-	DNP	-	DNP	
BURRELL, Chris	22	22	DNP	DNP	DNP	DNP	DNP	DNP	DNP	-	DNP	DNP	DNP	
MOUHON, S.	16	-	-	16	-	-	-	-	-	-	-	-	-	
BLAIR, Greg	13	-	-	-	13	-	-	-	-	-	-	-	-	
FEARING, Adam	4	-	-	-	-	-	-	DNP	-	-	-	4	-	
RICHARDSON, D.	3	-	3	-	-	-	-	-	-	-	-	-	-	
ANNEN, Blake	2	DNP	DNP	-	-	-	DNP	-	-	2	-	-	-	
PUNT RETURNS	TOTAL	PITT	DSU	VT	MIA	FOR	TOL	LOU	SYR	TEM	RUT	USF	CONN	DUKE
MCCLUNG, A.	16-158	4-55	4-76	3-10	-	DNP	-	1-15	2-2	-	-	-	2-0	
MILLIGAN, Danny	10-94	-	1-6	1-14	-	1-42	-	-	1-17	3-15	1-2	-	2--2	
KICK RETURNS	TOTAL	PITT	DSU	VT	MIA	FOR	TOL	LOU	SYR	TEM	RUT	USF	CONN	DUKE
ABERNATHY, RD	28-728	1-24	2-70	2-53	2-75	2-41	5-95	5-160	3-77	-	2-32	1-26	3-75	
BURRELL, Chris	1-22	1-22	DNP	DNP	DNP	DNP	DNP	DNP	DNP	-	DNP	DNP	DNP	
POTEAT, Jameel	1-16	-	-	-	-	-	-	DNP	-	-	-	1-16	-	
INT RETURNS	TOTAL	PITT	DSU	VT	MIA	FOR	TOL	LOU	SYR	TEM	RUT	USF	CONN	DUKE
CHEATHAM, C.	3-83	-	-	1-2	1-68	-	-	-	-	-	1-13	-	-	
BLAIR, Greg	2-13	1-0	-	-	1-13	-	-	-	-	-	-	-	-	
CHENAULT, Arryn	2-0	-	1-0	1-0	-	-	-	-	DNP	-	-	-	-	
FREY, Drew	2-42	-	DNP	-	-	DNP	-	-	-	1-20	-	-	1-22	
DRANE, Deven	2-64	-	-	-	1-33	-	-	-	DNP	-	-	-	1-31	
BATTLE, D.	1-0	DNP	-	-	-	-	DNP	-	-	-	1-0	-	-	
BOMAR, Maalik	1-0	-	-	-	-	-	-	1-0	-	-	-	-	-	
WILLIAMS, Chris	1-25	-	-	-	-	-	-	DNP	-	-	-	-	1-25	
FUMBLE RETURNS	TOTAL	PITT	DSU	VT	MIA	FOR	TOL	LOU	SYR	TEM	RUT	USF	CONN	DUKE
DRANE, Deven	1-76	-	-	-	-	1-76	-	-	DNP	-	-	-	-	
BATTLE, D.	1-20	DNP	-	-	-	-	DNP	-	-	-	-	1-20	-	

2012 UNIVERSITY OF CINCINNATI FOOTBALL	
INDIVIDUAL SINGLE-GAME CAREER HIGHS	
ABERNATHY IV, Ralph David Points scored: 12, Pittsburgh, 09/06/12 ; at Louisville, 10/26/12 Touchdowns: 2, Pittsburgh, 09/06/12 ; at Louisville, 10/26/12 Rush attempts: 10, at Louisville, 10/26/12 Rush yards: 98, at Toledo, 10/20/12 (9 carries) Rush TDs: 2, at Louisville, 10/26/12 Long rush: 52, at Toledo, 10/20/12 Receptions: 4, Pittsburgh, 09/06/12 Receiving yards: 76, vs Virginia Tech, 09/29/12 (1 receptions) Receiving TDs: 2, Pittsburgh, 09/06/12 Long reception: 76, vs Virginia Tech, 09/29/12 Total offense attempts: 10, at Louisville, 10/26/12 (10 rush,0 pass) Total offense yards: 98, at Toledo, 10/20/12 (98 rush,0 pass) All-purpose yards: 204, at Louisville, 10/26/12 Kick returns: 6, Connecticut, 12/03/11 Kick return yards: 169, Connecticut, 12/03/11 (6 returns) Long kick return: 90, vs Vanderbilt, 12/31/11	BUCKLEY, D. Rush attempts: 4, Miami (Ohio), 10/06/12 Rush yards: 32, Miami (Ohio), 10/06/12 (4 carries) Long rush: 12, Miami (Ohio), 10/06/12 Total offense attempts: 4, Miami (Ohio), 10/06/12 (4 rush,0 pass) Total offense yards: 32, Miami (Ohio), 10/06/12 (32 rush,0 pass) All-purpose yards: 32, Miami (Ohio), 10/06/12 Tackles: 2, at Louisville, 10/26/12 (1-1) Fumbles forced: 1, Syracuse, 11/03/12
ANNEN, Blake Receptions: 1, at Temple, 11/10/12 ; at Rutgers, 11/19/11 ; Connecticut, 12/03/11 Receiving yards: 27, Connecticut, 12/03/11 (1 receptions) Long reception: 27, Connecticut, 12/03/11 All-purpose yards: 27, Connecticut, 12/03/11	BURRELL, Chris All-purpose yards: 22, Pittsburgh, 09/06/12 Kick returns: 1, Pittsburgh, 09/06/12 Kick return yards: 22, Pittsburgh, 09/06/12 (1 returns) Long kick return: 22, Pittsburgh, 09/06/12
BATTLE, D. Points scored: 6, Akron, 09/17/11 Touchdowns: 1, Akron, 09/17/11 All-purpose yards: 36, Akron, 09/17/11 Interceptions: 1, 4 times Long interception return: 36, Akron, 09/17/11 Tackles: 10, Connecticut, 11/07/09 (8-2) Sacks: 1.0, at NC State, 09/16/10 (1-0) Tackles for loss: 2.0, at Miami (OH), 10/01/11 (2-0) Fumbles forced: 1, at Tennessee, 09/10/11 ; SEMO, 09/12/09 Pass breakups: 2, at NC State, 09/16/10	CASSEUS, C. Tackles: 5, Akron, 09/17/11 (2-3) Tackles for loss: 1.0, Austin Peay, 09/03/11 (1-0); Akron, 09/17/11 (1-0)
BEAL, Demitri Tackles: 1, 5 times	CHEATHAM, C. Points scored: 6, Akron, 09/17/11 ; Miami (Ohio), 10/06/12 Touchdowns: 1, Akron, 09/17/11 ; Miami (Ohio), 10/06/12 All-purpose yards: 68, Miami (Ohio), 10/06/12 Interceptions: 1, 7 times Long interception return: 68, Miami (Ohio), 10/06/12 Tackles: 9, at Tennessee, 09/10/11 (5-4) Sacks: 1.0, at Louisville, 10/26/12 (1-0) Tackles for loss: 1.0, 5 times Fumbles forced: 1, Indiana State, 09/11/10 ; vs Virginia Tech, 09/29/12 Fumbles recovered: 1, vs Virginia Tech, 09/29/12 Pass breakups: 2, vs Virginia Tech, 09/29/12 ; at Connecticut, 11/27/10 ; Connecticut, 12/03/11
BEARD, Camaron Tackles: 6, Rutgers, 11/17/12 (0-6) Tackles for loss: 1.0, vs Virginia Tech, 09/29/12 (1-0); Miami (Ohio), 10/06/12 (1-0); Fordham, 10/12/12 (1-0) Fumbles forced: 1, Miami (Ohio), 10/06/12 Fumbles recovered: 1, Pittsburgh, 09/06/12 Pass breakups: 1, USF, 11/23/12	CHENAULT, Arryn Interceptions: 1, Delaware State, 09/14/12 ; vs Virginia Tech, 09/29/12 Tackles: 6, Pittsburgh, 09/06/12 (2-4); vs Virginia Tech, 09/29/12 (2-4) Tackles for loss: 1.0, Delaware State, 09/14/12 (1-0) Fumbles recovered: 1, Miami (Ohio), 10/06/12 Pass breakups: 1, 4 times
BLAIR, Greg All-purpose yards: 13, Miami (Ohio), 10/06/12 Interceptions: 1, Pittsburgh, 09/06/12 ; Miami (Ohio), 10/06/12 Long interception return: 13, Miami (Ohio), 10/06/12 Tackles: 19, at Louisville, 10/26/12 (9-10) Sacks: 1.5, at Louisville, 10/26/12 (1-1) Tackles for loss: 2.0, at Connecticut, 12/01/12 (2-0) Fumbles forced: 1, USF, 11/23/12 Pass breakups: 1, 6 times	CHISUM, Alex Points scored: 6, at USF, 10/22/11 ; Connecticut, 12/03/11 Touchdowns: 1, at USF, 10/22/11 ; Connecticut, 12/03/11 Receptions: 4, Louisville, 10/15/11 Receiving yards: 73, at USF, 10/22/11 (3 receptions) Receiving TDs: 1, at USF, 10/22/11 ; Connecticut, 12/03/11 Long reception: 30, at USF, 10/22/11 All-purpose yards: 73, at USF, 10/22/11
BOMAR, Maalik Points scored: 6, Akron, 09/17/11 Touchdowns: 1, Akron, 09/17/11 Interceptions: 1, at Louisville, 10/26/12 Tackles: 16, vs Virginia Tech, 09/29/12 (9-7) Sacks: 1.0, Indiana State, 09/11/10 (1-0); Rutgers, 11/20/10 (1-0); at Syracuse, 11/26/11 (1-0) Tackles for loss: 2.0, Indiana State, 09/11/10 (2-0); at Syracuse, 11/26/11 (2-0) Fumbles forced: 1, at NC State, 09/16/10 ; Oklahoma, 09/25/10 Fumbles recovered: 1, Austin Peay, 09/03/11 ; Akron, 09/17/11 Pass breakups: 1, 5 times	DEMPSEY, Adam Tackles: 2, Fordham, 10/12/12 (1-1); Syracuse, 11/03/12 (1-1) Tackles for loss: 1.0, at Louisville, 10/26/12 (1-0)
BROWN, Kevin Tackles: 3, Syracuse, 11/03/12 (2-1); USF, 11/23/12 (2-1) Pass breakups: 1, Fordham, 10/12/12 ; at Temple, 11/10/12	DRANE, Deven Points scored: 6, Fordham, 10/12/12 Touchdowns: 1, Fordham, 10/12/12 All-purpose yards: 43, at Miami (OH), 10/01/11 Kick returns: 1, at Tennessee, 09/10/11 Kick return yards: 20, at Tennessee, 09/10/11 (1 returns) Long kick return: 20, at Tennessee, 09/10/11 Interceptions: 1, 5 times Long interception return: 43, at Miami (OH), 10/01/11 Tackles: 9, at Connecticut, 12/01/12 (7-2) Tackles for loss: 1.0, Austin Peay, 09/03/11 (1-0); at Pittsburgh, 11/05/11 (1-0); Rutgers, 11/17/12 (1-0) Fumbles recovered: 1, NC State, 09/22/11 ; Fordham, 10/12/12 Pass breakups: 2, Pittsburgh, 09/06/12 ; Akron, 09/17/11 ; NC State, 09/22/11

INDIVIDUAL SINGLE-GAME CAREER HIGHS

FEARING, Adam

Points scored: 6, Austin Peay, 09/03/11
 Touchdowns: 1, Austin Peay, 09/03/11
 Rush attempts: 6, Austin Peay, 09/03/11
 Rush yards: 43, Austin Peay, 09/03/11 (6 carries)
 Rush TDs: 1, Austin Peay, 09/03/11
 Long rush: 14, Austin Peay, 09/03/11
 Total offense attempts: 6, Austin Peay, 09/03/11 (6 rush,0 pass)
 Total offense yards: 43, Austin Peay, 09/03/11 (43 rush,0 pass)
 All-purpose yards: 51, Austin Peay, 09/03/11
 Kick returns: 1, Austin Peay, 09/03/11 ; Akron, 09/17/11
 Kick return yards: 17, Akron, 09/17/11 (1 returns)
 Long kick return: 17, Akron, 09/17/11

FREY, Drew

Points scored: 6, Connecticut, 12/03/11
 Touchdowns: 1, Connecticut, 12/03/11
 All-purpose yards: 22, at Connecticut, 12/01/12
 Interceptions: 1, 8 times
 Long interception return: 22, at Connecticut, 12/01/12
 Tackles: 12, at Oregon State, 09/19/09 (7-5)
 Sacks: 1.0, at Miami (OH), 10/03/09 (1-0)
 Tackles for loss: 1.5, at Oregon State, 09/19/09 (1-0)
 Pass breakups: 2, Louisville, 10/15/11 ; at Temple, 11/10/12 ; vs Vanderbilt, 12/31/11

GIORDANO, Dan

Tackles: 9, Pittsburgh, 09/06/12 (5-4); Fresno State, 09/26/09 (5-4)
 Sacks: 2.0, at Miami (OH), 10/01/11 (2-0); at Connecticut, 12/01/12 (2-0)
 Tackles for loss: 2.0, 4 times
 Fumbles forced: 1, at Fresno State, 09/04/10 ; Akron, 09/17/11 ; Fordham, 10/12/12
 Fumbles recovered: 1, Akron, 09/17/11 ; Syracuse, 11/03/12 ; USF, 11/23/12
 Pass breakups: 1, 4 times

GRAVES, Jeremy

Tackles: 1, vs Virginia Tech, 09/29/12 (1-0); at Toledo, 10/20/12 (1-0)
 Fumbles recovered: 1, Syracuse, 11/03/12

GREEN, Tion

Points scored: 6, Miami (Ohio), 10/06/12
 Touchdowns: 1, Miami (Ohio), 10/06/12
 Rush attempts: 11, Miami (Ohio), 10/06/12
 Rush yards: 37, Miami (Ohio), 10/06/12 (11 carries)
 Rush TDs: 1, Miami (Ohio), 10/06/12
 Long rush: 23, Fordham, 10/12/12
 Total offense attempts: 11, Miami (Ohio), 10/06/12 (11 rush,0 pass)
 Total offense yards: 37, Miami (Ohio), 10/06/12 (37 rush,0 pass)
 All-purpose yards: 37, Miami (Ohio), 10/06/12

HARRAH, Brad

Tackles: 2, Austin Peay, 09/03/11 (2-0)
 Tackles for loss: 1.0, Austin Peay, 09/03/11 (1-0)

HORNER, Bruce

Tackles: 3, at Connecticut, 12/01/12 (2-1)

JULIAN, Damon

Points scored: 6, 4 times
 Touchdowns: 1, 4 times
 Receptions: 4, Delaware State, 09/14/12 ; vs Virginia Tech, 09/29/12 ; at Louisville, 10/26/12
 Receiving yards: 89, vs Virginia Tech, 09/29/12 (4 receptions)
 Receiving TDs: 1, 4 times
 Long reception: 39, vs Virginia Tech, 09/29/12
 All-purpose yards: 89, vs Virginia Tech, 09/29/12
 Tackles: 1, at Louisville, 10/26/12 (1-0)

KAY, Brendon

Points scored: 6, Fordham, 10/12/12 ; USF, 11/23/12 ; at Connecticut, 12/01/12
 Touchdowns: 1, Fordham, 10/12/12 ; USF, 11/23/12 ; at Connecticut, 12/01/12
 Rush attempts: 13, Rutgers, 11/17/12
 Rush yards: 71, at Temple, 11/10/12 (7 carries)
 Rush TDs: 1, Fordham, 10/12/12 ; USF, 11/23/12
 Long rush: 40, at Temple, 11/10/12
 Pass attempts: 31, Rutgers, 11/17/12
 Pass completions: 19, at Connecticut, 12/01/12

Pass yards: 251, Rutgers, 11/17/12
 Pass TDs: 2, at Temple, 11/10/12 ; at Connecticut, 12/01/12
 Had intercepted: 2, Rutgers, 11/17/12
 Long pass: 75, at Temple, 11/10/12
 Receptions: 1, at Temple, 11/10/12 ; at Connecticut, 12/01/12
 Receiving yards: 39, at Connecticut, 12/01/12 (1 receptions)
 Receiving TDs: 1, at Connecticut, 12/01/12
 Long reception: 39, at Connecticut, 12/01/12
 Total offense attempts: 44, Rutgers, 11/17/12 (13 rush,31 pass)
 Total offense yards: 315, at Temple, 11/10/12 (71 rush,244 pass)
 All-purpose yards: 76, at Temple, 11/10/12
 Tackles: 1, at Toledo, 10/20/12 (1-0); at Temple, 11/10/12 (0-1)
 Pass breakups: 1, at Tennessee, 09/10/11

KELCE, Travis

Points scored: 12, at Rutgers, 09/07/09 ; Syracuse, 11/03/12 ; at Connecticut, 12/01/12
 Touchdowns: 2, at Rutgers, 09/07/09 ; Syracuse, 11/03/12 ; at Connecticut, 12/01/12
 Rush attempts: 3, at Rutgers, 09/07/09
 Rush yards: 19, vs Florida, 01/01/10 (1 carries)
 Rush TDs: 2, at Rutgers, 09/07/09
 Long rush: 19, vs Florida, 01/01/10
 Pass attempts: 1, at Connecticut, 12/01/12
 Pass completions: 1, at Connecticut, 12/01/12
 Pass yards: 39, at Connecticut, 12/01/12
 Pass TDs: 1, at Connecticut, 12/01/12
 Long pass: 39, at Connecticut, 12/01/12
 Receptions: 7, USF, 11/23/12
 Receiving yards: 101, Fordham, 10/12/12 (3 receptions)
 Receiving TDs: 2, Syracuse, 11/03/12 ; at Connecticut, 12/01/12
 Long reception: 78, Fordham, 10/12/12
 Total offense attempts: 3, at Rutgers, 09/07/09 (3 rush,0 pass)
 Total offense yards: 39, at Connecticut, 12/01/12 (0 rush,39 pass)
 All-purpose yards: 101, Fordham, 10/12/12
 Kick returns: 1, West Virginia, 11/12/11
 Kick return yards: 13, West Virginia, 11/12/11 (1 returns)
 Long kick return: 13, West Virginia, 11/12/11
 Tackles: 1, at Rutgers, 09/07/09 (0-1); Delaware State, 09/14/12 (1-0)

KING, Anthony

Rush attempts: 5, Akron, 09/17/11
 Rush yards: 12, Austin Peay, 09/03/11 (2 carries)
 Long rush: 11, Akron, 09/17/11
 Total offense attempts: 5, Akron, 09/17/11 (5 rush,0 pass)
 Total offense yards: 12, Austin Peay, 09/03/11 (12 rush,0 pass)
 All-purpose yards: 12, Austin Peay, 09/03/11
 Tackles: 1, Akron, 09/17/11 (1-0)

LAMBERT, Pat

Interceptions: 1, at Fresno State, 09/04/10
 Tackles: 6, Indiana State, 09/11/10 (3-3); Miami (OH), 10/09/10 (3-3)
 Sacks: .5, Oklahoma, 09/25/10 (0-1)
 Tackles for loss: .5, Oklahoma, 09/25/10 (0-1); Miami (OH), 10/09/10 (0-0)
 Pass breakups: 1, Akron, 09/17/11

LEGAUX, Munchie

Points scored: 6, 6 times
 Touchdowns: 1, 6 times
 Rush attempts: 12, at Rutgers, 11/19/11
 Rush yards: 117, Pittsburgh, 09/06/12 (6 carries)
 Rush TDs: 1, 6 times
 Long rush: 77, Pittsburgh, 09/06/12
 Pass attempts: 42, vs Virginia Tech, 09/29/12
 Pass completions: 20, Delaware State, 09/14/12
 Pass yards: 376, vs Virginia Tech, 09/29/12
 Pass TDs: 3, vs Virginia Tech, 09/29/12 ; Connecticut, 12/03/11
 Had intercepted: 3, at Louisville, 10/26/12
 Long pass: 78, Fordham, 10/12/12
 Receptions: 1, Pittsburgh, 12/04/10
 Receiving yards: 18, Pittsburgh, 12/04/10 (1 receptions)
 Long reception: 18, Pittsburgh, 12/04/10
 Total offense attempts: 53, vs Virginia Tech, 09/29/12 (11 rush,42 pass)
 Total offense yards: 403, vs Virginia Tech, 09/29/12 (27 rush,376 pass)
 All-purpose yards: 117, Pittsburgh, 09/06/12
 Tackles: 1, Austin Peay, 09/03/11 (0-1); at USF, 10/22/11 (0-1)

2012 UNIVERSITY OF CINCINNATI FOOTBALL	
INDIVIDUAL SINGLE-GAME CAREER HIGHS	
LEWIS, Dyjuan	<p>All-purpose yards: 22, Akron, 09/17/11</p> <p>Kick returns: 1, at Tennessee, 09/10/11 ; Akron, 09/17/11</p> <p>Kick return yards: 22, Akron, 09/17/11 (1 returns)</p> <p>Long kick return: 22, Akron, 09/17/11</p>
LOZANO, Roney	<p>Tackles: 1, Miami (Ohio), 10/06/12 (0-1)</p> <p>Sacks: .5, Miami (Ohio), 10/06/12 (0-1)</p> <p>Tackles for loss: .5, Miami (Ohio), 10/06/12 (0-1)</p>
LOZIER, Colin	<p>Tackles: 4, Indiana State, 09/11/10 (4-0)</p>
LUALLEN, Jordan	<p>Points scored: 6, Austin Peay, 09/03/11 ; Fordham, 10/12/12</p> <p>Touchdowns: 1, Austin Peay, 09/03/11 ; Fordham, 10/12/12</p> <p>Rush attempts: 8, at Syracuse, 11/26/11</p> <p>Rush yards: 77, at Syracuse, 11/26/11 (8 carries)</p> <p>Rush TDs: 1, Austin Peay, 09/03/11 ; Fordham, 10/12/12</p> <p>Long rush: 48, at Syracuse, 11/26/11</p> <p>Pass attempts: 3, at Syracuse, 11/26/11</p> <p>Pass completions: 2, at Syracuse, 11/26/11</p> <p>Pass yards: 14, Syracuse, 11/03/12</p> <p>Long pass: 14, Syracuse, 11/03/12</p> <p>Total offense attempts: 11, at Syracuse, 11/26/11 (8 rush,3 pass)</p> <p>Total offense yards: 87, at Syracuse, 11/26/11 (77 rush,10 pass)</p> <p>All-purpose yards: 77, at Syracuse, 11/26/11</p> <p>Tackles: 2, at Tennessee, 09/10/11 (2-0)</p>
MASON, Corey	<p>Tackles: 2, Pittsburgh, 09/06/12 (1-1)</p>
MCCLUNG, A.	<p>Points scored: 12, Austin Peay, 09/03/11 ; Connecticut, 12/03/11</p> <p>Touchdowns: 2, Austin Peay, 09/03/11 ; Connecticut, 12/03/11</p> <p>Rush attempts: 1, Delaware State, 09/14/12 ; vs Virginia Tech, 09/29/12 ; vs Vanderbilt, 12/31/11</p> <p>Rush yards: 4, vs Vanderbilt, 12/31/11 (1 carries)</p> <p>Long rush: 4, vs Vanderbilt, 12/31/11</p> <p>Receptions: 8, Connecticut, 12/03/11</p> <p>Receiving yards: 142, Connecticut, 12/03/11 (8 receptions)</p> <p>Receiving TDs: 2, Austin Peay, 09/03/11 ; Connecticut, 12/03/11</p> <p>Long reception: 36, Delaware State, 09/14/12 ; at Miami (OH), 10/01/11 ; Connecticut, 12/03/11</p> <p>Total offense attempts: 1, Delaware State, 09/14/12 (1 rush,0 pass); vs Virginia Tech, 09/29/12 (1 rush,0 pass); vs Vanderbilt, 12/31/11 (1 rush,0 pass)</p> <p>Total offense yards: 4, vs Vanderbilt, 12/31/11 (4 rush,0 pass)</p> <p>All-purpose yards: 142, Connecticut, 12/03/11</p> <p>Punt returns: 4, Pittsburgh, 09/06/12 ; Delaware State, 09/14/12</p> <p>Punt return yards: 76, Delaware State, 09/14/12 (4 returns)</p> <p>Long punt return: 29, Pittsburgh, 09/06/12 ; Delaware State, 09/14/12</p> <p>Kick returns: 5, at Connecticut, 11/27/10</p> <p>Kick return yards: 81, at Connecticut, 11/27/10 (5 returns)</p> <p>Long kick return: 28, Syracuse, 10/30/10</p> <p>Tackles: 1, at Pittsburgh, 11/05/11 (1-0); Rutgers, 11/20/10 (1-0); Connecticut, 12/03/11 (1-0)</p>
MEADOR, Mitch	<p>Tackles: 2, Akron, 09/17/11 (0-2); at Toledo, 10/20/12 (1-1); at Louisville, 10/26/12 (0-2)</p> <p>Sacks: 1.0, at Toledo, 10/20/12 (1-0)</p> <p>Tackles for loss: 1.0, at Toledo, 10/20/12 (1-0)</p> <p>Fumbles forced: 1, at Toledo, 10/20/12</p>
MILIANO, Tony	<p>Points scored: 14, NC State, 09/22/11 ; at Pittsburgh, 11/05/11</p> <p>Kick PATs: 7, Austin Peay, 09/03/11 ; Akron, 09/17/11 ; Miami (Ohio), 10/06/12</p> <p>Points by kicking: 14, NC State, 09/22/11 ; at Pittsburgh, 11/05/11</p> <p>Field goals made: 4, at Pittsburgh, 11/05/11</p> <p>Field goal attempts: 4, at Pittsburgh, 11/05/11 ; at Syracuse, 11/26/11</p> <p>Longest field goal: 48, NC State, 09/22/11 ; at Syracuse, 11/26/11</p> <p>Tackles: 1, Austin Peay, 09/03/11 (1-0)</p>
MILLIGAN, Danny	<p>Points scored: 6, Miami (Ohio), 10/06/12 ; Fordham, 10/12/12</p> <p>Touchdowns: 1, Miami (Ohio), 10/06/12 ; Fordham, 10/12/12</p> <p>Receptions: 2, Pittsburgh, 09/06/12 ; Fordham, 10/12/12</p> <p>Receiving yards: 39, Fordham, 10/12/12 (2 receptions)</p> <p>Receiving TDs: 1, Miami (Ohio), 10/06/12 ; Fordham, 10/12/12</p> <p>Long reception: 31, at Louisville, 10/26/12</p> <p>All-purpose yards: 81, Fordham, 10/12/12</p> <p>Punt returns: 3, at Temple, 11/10/12</p> <p>Punt return yards: 42, Fordham, 10/12/12 (1 returns)</p> <p>Long punt return: 42, Fordham, 10/12/12</p> <p>Tackles: 1, Miami (Ohio), 10/06/12 (1-0); at Toledo, 10/20/12 (0-1)</p>
MILLS, Brandon	<p>Tackles: 10, Rutgers, 11/20/10 (9-1)</p> <p>Sacks: 3.0, NC State, 09/22/11 (2-2); Rutgers, 11/20/10 (3-0)</p> <p>Tackles for loss: 5.5, Rutgers, 11/20/10 (5-0)</p> <p>Fumbles forced: 1, at Fresno State, 09/04/10 ; at NC State, 09/16/10 ; Rutgers, 11/20/10</p> <p>Fumbles recovered: 1, at Toledo, 10/20/12 ; at USF, 10/22/11</p> <p>Pass breakups: 1, at Temple, 11/10/12 ; Pittsburgh, 12/04/10</p> <p>Blocked kicks: 1, Syracuse, 11/03/12</p>
MOORE, Chris	<p>Points scored: 6, at Temple, 11/10/12</p> <p>Touchdowns: 1, at Temple, 11/10/12</p> <p>Receptions: 1, Fordham, 10/12/12 ; at Toledo, 10/20/12 ; at Temple, 11/10/12</p> <p>Receiving yards: 65, at Temple, 11/10/12 (1 receptions)</p> <p>Receiving TDs: 1, at Temple, 11/10/12</p> <p>Long reception: 65, at Temple, 11/10/12</p> <p>All-purpose yards: 65, at Temple, 11/10/12</p>
MOUHON, S.	<p>Receptions: 1, vs Virginia Tech, 09/29/12</p> <p>Receiving yards: 16, vs Virginia Tech, 09/29/12 (1 receptions)</p> <p>Long reception: 16, vs Virginia Tech, 09/29/12</p> <p>All-purpose yards: 16, vs Virginia Tech, 09/29/12</p> <p>Tackles: 4, at Toledo, 10/20/12 (2-2)</p> <p>Sacks: 1.0, USF, 11/23/12 (1-0)</p> <p>Tackles for loss: 1.0, USF, 11/23/12 (1-0)</p> <p>Fumbles forced: 1, USF, 11/23/12</p> <p>Pass breakups: 1, Miami (Ohio), 10/06/12</p>
MURRAY, Malcolm	<p>Tackles: 6, Fordham, 10/12/12 (3-3)</p> <p>Tackles for loss: 1.0, Fordham, 10/12/12 (1-0)</p>
O'DONNELL, Pat	<p>Punt attempts: 8, at Fresno State, 09/04/10 ; at WVU, 11/13/10 ; Connecticut, 12/03/11</p> <p>Punt yards: 326, at WVU, 11/13/10 (8 punts)</p> <p>Longest punt: 76, NC State, 09/22/11</p> <p>Tackles: 1, West Virginia, 11/12/11 (1-0); Rutgers, 11/20/10 (1-0)</p>
ORR, Trenier	<p>Tackles: 9, Syracuse, 11/03/12 (6-3)</p> <p>Pass breakups: 2, Syracuse, 11/03/12</p>
PAYNE, L	<p>Tackles: 1, vs Virginia Tech, 09/29/12 (1-0); Miami (Ohio), 10/06/12 (1-0)</p>
POSLEY, Josh	<p>Tackles: 1, Miami (Ohio), 10/06/12 (0-1); at Temple, 11/10/12 (1-0)</p> <p>Sacks: .5, Miami (Ohio), 10/06/12 (0-1)</p> <p>Tackles for loss: .5, Miami (Ohio), 10/06/12 (0-1)</p>

INDIVIDUAL SINGLE-GAME CAREER HIGHS

POTEAT, Jameel

Points scored: 6, Delaware State, 09/14/12 ; Akron, 09/17/11
 Touchdowns: 1, Delaware State, 09/14/12 ; Akron, 09/17/11
 Rush attempts: 10, Akron, 09/17/11
 Rush yards: 55, Akron, 09/17/11 (10 carries)
 Rush TDs: 1, Delaware State, 09/14/12 ; Akron, 09/17/11
 Long rush: 23, Pittsburgh, 09/06/12
 Receptions: 1, Delaware State, 09/14/12
 Receiving yards: -1, Delaware State, 09/14/12 (1 receptions)
 Total offense attempts: 10, Akron, 09/17/11 (10 rush,0 pass)
 Total offense yards: 55, Akron, 09/17/11 (55 rush,0 pass)
 All-purpose yards: 58, Austin Peay, 09/03/11
 Kick returns: 2, at Pittsburgh, 11/05/11
 Kick return yards: 39, at Pittsburgh, 11/05/11 (2 returns)
 Long kick return: 28, Austin Peay, 09/03/11

RICHARDSON, D.

Receptions: 1, Delaware State, 09/14/12
 Receiving yards: 3, Delaware State, 09/14/12 (1 receptions)
 Long reception: 3, Delaware State, 09/14/12
 All-purpose yards: 3, Delaware State, 09/14/12

ROBERSON, Aaron

All-purpose yards: 21, Austin Peay, 09/03/11
 Interceptions: 1, Austin Peay, 09/03/11
 Long interception return: 21, Austin Peay, 09/03/11
 Tackles: 4, Delaware State, 09/14/12 (2-2); USF, 11/23/12 (4-0)
 Sacks: 1.0, Delaware State, 09/14/12 (1-0)
 Tackles for loss: 2.0, Delaware State, 09/14/12 (2-0)
 Fumbles forced: 1, Delaware State, 09/14/12
 Pass breakups: 1, Miami (Ohio), 10/06/12

SHULER, Elijah

Tackles: 3, USF, 11/23/12 (2-1)
 Sacks: 1.0, Pittsburgh, 09/06/12 (1-0)
 Tackles for loss: 1.0, Pittsburgh, 09/06/12 (1-0); Fordham, 10/12/12 (1-0); USF, 11/23/12 (1-0)
 Pass breakups: 1, at Louisville, 10/26/12 ; Syracuse, 11/03/12

STEPP, Jordan

Tackles: 6, Syracuse, 10/30/10 (5-1); West Virginia, 11/12/11 (4-2)
 Sacks: 1.0, Miami (Ohio), 10/06/12 (1-0)
 Tackles for loss: 1.0, 7 times
 Fumbles forced: 1, Syracuse, 10/30/10
 Pass breakups: 1, Fordham, 10/12/12 ; at Temple, 11/10/12
 Blocked kicks: 1, Rutgers, 11/17/12

STEWART, Walter

Points scored: 6, Connecticut, 12/03/11
 Touchdowns: 1, Connecticut, 12/03/11
 All-purpose yards: -2, Louisville, 10/24/09
 Interceptions: 1, Louisville, 10/24/09
 Tackles: 13, Syracuse, 10/30/10 (11-2)
 Sacks: 2.5, at Oregon State, 09/19/09 (2-1); West Virginia, 11/12/11 (2-1)
 Tackles for loss: 3.5, Pittsburgh, 09/06/12 (3-0)
 Fumbles forced: 1, 8 times
 Fumbles recovered: 1, 4 times
 Pass breakups: 2, at Pittsburgh, 11/05/11 ; at Syracuse, 11/26/11

TEMPLE, Nick

All-purpose yards: 12, vs Vanderbilt, 12/31/11
 Interceptions: 1, vs Vanderbilt, 12/31/11
 Long interception return: 12, vs Vanderbilt, 12/31/11
 Tackles: 8, Rutgers, 11/17/12 (3-5); vs Vanderbilt, 12/31/11 (3-5)
 Sacks: 1.0, Pittsburgh, 09/06/12 (1-0); at Connecticut, 12/01/12 (1-0)
 Tackles for loss: 3.5, at Connecticut, 12/01/12 (3-0)
 Fumbles forced: 1, vs Vanderbilt, 12/31/11
 Pass breakups: 1, 4 times

TENTMAN, S.

Tackles: 5, Pittsburgh, 09/06/12 (2-3); Rutgers, 11/17/12 (1-4)
 Tackles for loss: .5, Pittsburgh, 09/06/12 (0-0)

THOMPkins, K.

Points scored: 6, 4 times
 Touchdowns: 1, 4 times
 Receptions: 7, vs Virginia Tech, 09/29/12
 Receiving yards: 134, vs Virginia Tech, 09/29/12 (7 receptions)
 Receiving TDs: 1, 4 times
 Long reception: 75, at Temple, 11/10/12
 All-purpose yards: 134, vs Virginia Tech, 09/29/12
 Interceptions: 1, at Miami (OH), 10/01/11
 Tackles: 1, at Louisville, 10/26/12 (1-0); at Pittsburgh, 11/05/11 (1-0)

WASHINGTON, S.

Rush attempts: 1, Delaware State, 09/14/12
 Rush yards: 1, Delaware State, 09/14/12 (1 carries)
 Long rush: 1, Delaware State, 09/14/12
 Receptions: 3, Delaware State, 09/14/12
 Receiving yards: 23, Delaware State, 09/14/12 (3 receptions)
 Long reception: 16, Delaware State, 09/14/12
 Total offense attempts: 1, Delaware State, 09/14/12 (1 rush,0 pass)
 Total offense yards: 1, Delaware State, 09/14/12 (1 rush,0 pass)
 All-purpose yards: 24, Delaware State, 09/14/12

WILLIAMS, Chris

All-purpose yards: 25, at Connecticut, 12/01/12
 Interceptions: 1, at Connecticut, 12/01/12
 Long interception return: 25, at Connecticut, 12/01/12
 Tackles: 7, Louisville, 10/15/11 (3-4)
 Sacks: 1.0, 4 times
 Tackles for loss: 2.0, Austin Peay, 09/03/11 (2-0); at Pittsburgh, 11/05/11 (2-0)
 Fumbles forced: 1, Syracuse, 11/03/12
 Fumbles recovered: 1, Austin Peay, 09/03/11
 Pass breakups: 1, 4 times

WILLIAMS, John

Tackles: 6, USF, 11/23/12 (4-2)
 Sacks: 1.5, Pittsburgh, 09/06/12 (1-1)
 Tackles for loss: 1.5, Pittsburgh, 09/06/12 (1-1)
 Fumbles recovered: 1, Delaware State, 09/14/12
 Pass breakups: 1, at Louisville, 10/26/12

WILLIS, Kirk

Tackles: 2, Pittsburgh, 09/06/12 (1-1)

WINN, George

Points scored: 18, Syracuse, 11/03/12
 Touchdowns: 3, Syracuse, 11/03/12
 Rush attempts: 30, Syracuse, 11/03/12
 Rush yards: 165, Syracuse, 11/03/12 (30 carries)
 Rush TDs: 3, Syracuse, 11/03/12
 Long rush: 69, vs Vanderbilt, 12/31/11
 Pass attempts: 1, Syracuse, 11/03/12
 Pass completions: 1, Syracuse, 11/03/12
 Pass yards: 37, Syracuse, 11/03/12
 Pass TDs: 1, Syracuse, 11/03/12
 Long pass: 37, Syracuse, 11/03/12
 Receptions: 2, vs Virginia Tech, 09/29/12 ; at Toledo, 10/20/12 ; USF, 11/23/12
 Receiving yards: 30, Rutgers, 11/17/12 (1 receptions)
 Long reception: 30, Rutgers, 11/17/12
 Total offense attempts: 31, Syracuse, 11/03/12 (30 rush,1 pass)
 Total offense yards: 202, Syracuse, 11/03/12 (165 rush,37 pass)
 All-purpose yards: 174, Syracuse, 11/03/12
 Tackles: 2, Akron, 09/17/11 (1-1); USF, 11/23/12 (1-1)

WITTY, Adrian

Tackles: 5, Austin Peay, 09/03/11 (5-0); at Toledo, 10/20/12 (2-3)
 Sacks: 2.0, USF, 11/23/12 (2-0)
 Tackles for loss: 2.0, at Toledo, 10/20/12 (2-0); USF, 11/23/12 (2-0)
 Fumbles forced: 2, Austin Peay, 09/03/11
 Pass breakups: 2, USF, 11/23/12

SUPERLATIVES

INDIVIDUAL GAME HIGHS

Rushes	30.....	WINN, George vs Syracuse (11/03/12)
Yards Rushing	165.....	WINN, George vs Syracuse (11/03/12)
TD Rushes	3.....	WINN, George vs Syracuse (11/03/12)
Long Rush	77.....	LEGAUX, Munchie vs Pittsburgh (09/06/12)
Pass attempts	42.....	LEGAUX, Munchie vs Virginia Tech (09/29/12)
Pass completions	20.....	LEGAUX, Munchie vs Delaware State (09/14/12)
Yards Passing	376.....	LEGAUX, Munchie vs Virginia Tech (09/29/12)
TD Passes	3.....	LEGAUX, Munchie vs Virginia Tech (09/29/12)
Long Pass	78.....	LEGAUX, Munchie vs Fordham (10/12/12)
Receptions	7.....	THOMPSON, K. vs Virginia Tech (09/29/12)
		KELCE, Travis vs USF (11/23/12)
Yards Receiving	134.....	THOMPSON, K. vs Virginia Tech (09/29/12)
TD Receptions	2.....	ABERNATHY, RD vs Pittsburgh (09/06/12)
		KELCE, Travis vs Syracuse (11/03/12)
		KELCE, Travis at Connecticut (12/01/12)
Long Reception	78.....	KELCE, Travis vs Fordham (10/12/12)
Field Goals	3.....	MILIANO, Tony at Toledo (10/20/12)
Long Field Goal	47.....	MILIANO, Tony at Louisville (10/26/12)
Punts	7.....	O'DONNELL, Pat vs USF (11/23/12)
Punting Avg	49.0.....	O'DONNELL, Pat vs Fordham (10/12/12)
Long Punt	65.....	O'DONNELL, Pat vs USF (11/23/12)
Punts inside 20	4.....	O'DONNELL, Pat vs Virginia Tech (09/29/12)
		O'DONNELL, Pat vs USF (11/23/12)
Long Punt Return	42.....	MILLIGAN, Danny vs Fordham (10/12/12)
Long Kickoff Return	58.....	ABERNATHY, RD vs Miami (Ohio) (10/06/12)
Tackles	19.....	BLAIR, Greg at Louisville (10/26/12)
Sacks	2.0.....	STEWART, Walter vs Pittsburgh (09/06/12)
		WITTY, Adrian vs USF (11/23/12)
		GIORDANO, Dan at Connecticut (12/01/12)
Tackles For Loss	3.5.....	STEWART, Walter vs Pittsburgh (09/06/12)
		TEMPLE, Nick at Connecticut (12/01/12)
Interceptions	1.....	14 times, last by FREY, Drew at Connecticut (12/01/12)

TEAM GAME HIGHS

Rushes	53.....	vs Syracuse (11/03/12)
Yards Rushing	272.....	vs Miami (Ohio) (10/06/12)
Yards Per Rush	8.4.....	vs Pittsburgh (09/06/12)
TD Rushes	4.....	vs Miami (Ohio) (10/06/12)
		vs Fordham (10/12/12)
Pass attempts	43.....	vs Virginia Tech (09/29/12)
Pass completions	20.....	vs Delaware State (09/14/12)
		vs Virginia Tech (09/29/12)
		at Connecticut (12/01/12)
Yards Passing	392.....	vs Virginia Tech (09/29/12)
Yards Per Pass	11.6.....	at Temple (11/10/12)
TD Passes	3.....	vs Virginia Tech (09/29/12)
		at Connecticut (12/01/12)
Total Plays	80.....	vs Syracuse (11/03/12)
Total Offense	495.....	vs Virginia Tech (09/29/12)
Yards Per Play	8.3.....	vs Fordham (10/12/12)
Points	52.....	vs Miami (Ohio) (10/06/12)
Sacks By	6.....	vs Pittsburgh (09/06/12)
First Downs	26.....	vs Delaware State (09/14/12)
Penalties	9.....	vs Miami (Ohio) (10/06/12)
Penalty Yards	90.....	vs Syracuse (11/03/12)
Turnovers	6.....	vs Delaware State (09/14/12)
Interceptions By	3.....	vs Miami (Ohio) (10/06/12)
		at Connecticut (12/01/12)
Punts	7.....	vs USF (11/23/12)
Punting Avg	49.0.....	vs Fordham (10/12/12)
Long Punt	65.....	vs USF (11/23/12)
Punts inside 20	4.....	vs Virginia Tech (09/29/12)
		vs USF (11/23/12)
Long Punt Return	42.....	vs Fordham (10/12/12)

OPPONENT INDIVIDUAL GAME HIGHS

Rushes	41.....	Huggins,Savon, vs Rutgers (11/17/12)
Yards Rushing	179.....	Huggins,Savon, vs Rutgers (11/17/12)
TD Rushes	1.....	9 times, last by McCOMBS, Lyle, at Connecticut (12/01/12)
Long Rush	60.....	WILLIAMS,Mal., vs Delaware State (09/14/12)
Pass attempts	49.....	DYSERT, Zac, vs Miami (Ohio) (10/06/12)
Pass completions	31.....	Higgins, Ryan, vs Fordham (10/12/12)
Yards Passing	416.....	BRIDGEWATER, T., at Louisville (10/26/12)
TD Passes	2.....	DYSERT, Zac, vs Miami (Ohio) (10/06/12)
		BRIDGEWATER, T., at Louisville (10/26/12)
Long Pass	74.....	WHITMER, Chan., at Connecticut (12/01/12)
Receptions	9.....	TARPLEY,T., vs Delaware State (09/14/12)
		Wetzel, Brian, vs Fordham (10/12/12)
Yards Receiving	121.....	Wetzel, Brian, vs Fordham (10/12/12)
TD Receptions	2.....	PARKER, DeVante, at Louisville (10/26/12)
Long Reception	74.....	GRIFFIN, Ryan, at Connecticut (12/01/12)
Field Goals	5.....	DETMER, Jeremiah, at Toledo (10/20/12)
Long Field Goal	55.....	Murray, Patrick, vs Fordham (10/12/12)
Punts	8.....	KANO,M., vs Delaware State (09/14/12)
Punting Avg	48.9.....	McMANUS, B., at Temple (11/10/12)
Long Punt	70.....	BROCKHAUS-KANN, vs USF (11/23/12)
Punts inside 20	3.....	McMANUS, B., at Temple (11/10/12)
Long Punt Return	22.....	BROWN, Matt, at Temple (11/10/12)
Long Kickoff Return	91.....	REEDY, Bernard, at Toledo (10/20/12)
Tackles	14.....	THOMAS, S., vs Syracuse (11/03/12)
Sacks	2.0.....	YOUBOTY, John, at Temple (11/10/12)
		Greene,Khaseem, vs Rutgers (11/17/12)
Tackles For Loss	3.5.....	Greene,Khaseem, vs Rutgers (11/17/12)
Interceptions	1.....	11 times, last by Beauharnais,St, vs Rutgers (11/17/12)

OPPONENT TEAM GAME HIGHS

Rushes	47.....	vs Rutgers (11/17/12)
Yards Rushing	234.....	vs Rutgers (11/17/12)
Yards Per Rush	5.3.....	at Toledo (10/20/12)
TD Rushes	2.....	vs Virginia Tech (09/29/12)
		at Louisville (10/26/12)
		vs Syracuse (11/03/12)
Pass attempts	53.....	vs Miami (Ohio) (10/06/12)
Pass completions	31.....	vs Fordham (10/12/12)
Yards Passing	416.....	at Louisville (10/26/12)
Yards Per Pass	10.1.....	at Louisville (10/26/12)
TD Passes	2.....	vs Miami (Ohio) (10/06/12)
		at Louisville (10/26/12)
Total Plays	88.....	vs Syracuse (11/03/12)
Total Offense	524.....	at Louisville (10/26/12)
Yards Per Play	6.7.....	at Louisville (10/26/12)
Points	34.....	at Louisville (10/26/12)
Sacks By	3.....	vs Rutgers (11/17/12)
First Downs	24.....	at Louisville (10/26/12)
		vs Syracuse (11/03/12)
Penalties	12.....	vs Syracuse (11/03/12)
Penalty Yards	104.....	vs Syracuse (11/03/12)
Turnovers	4.....	vs Miami (Ohio) (10/06/12)
Interceptions By	3.....	at Louisville (10/26/12)
Punts	8.....	vs Delaware State (09/14/12)
Punting Avg	48.9.....	at Temple (11/10/12)
Long Punt	70.....	vs USF (11/23/12)
Punts inside 20	3.....	at Temple (11/10/12)
Long Punt Return	22.....	at Temple (11/10/12)

PLAYER PARTICIPATION

	Name	GP/GS	PITT	DSU	VT	MIA	FOR	TOL	LOU	SYR	TEM	RUT	USF	CONN	DUKE
1	ABERNATHY, RD	12/3	XXX	XXX	XXX	START	XXX	START	XXX	START	XXX	XXX	XXX	XXX	
86	ANNEN, Blake	9/2	XXX	XXX	XXX	...	XXX	XXX	XXX	START	XXX	START	
90	BATTLE, D.	10/3	...	XXX	XXX	XXX	XXX	...	XXX	START	XXX	XXX	START	START	
39	BEAL, Demetri	10/-	XXX	XXX	XXX	XXX	XXX	XXX	XXX	XXX	XXX	XXX	
90	BEARD, Camaron	12/10	XXX	XXX	START	START	START	START	START	START	START	START	START	START	
51	BLAIR, Greg	12/12	START	START	START	START	START	START	START	START	START	START	START	START	
40	BOMAR, Maalik	12/11	START	START	START	START	START	START	START	START	START	START	START	XXX	
40	BROWN, Kevin	9/-	...	XXX	XXX	XXX	XXX	...	XXX	XXX	XXX	...	XXX	XXX	
31	BUCKLEY, D.	6/-	XXX	XXX	...	XXX	XXX	XXX	XXX	
76	BUJNOCH, Austen	12/12	START	START	START	START	START	START	START	START	START	START	START	START	
24	BURRELL, Chris	2/-	XXX	XXX	
57	CASSEUS, C.	10/-	XXX	XXX	...	XXX	XXX	XXX	XXX	...	XXX	XXX	XXX	XXX	
21	CHEATHAM, C.	12/12	START	START	START	START	START	START	START	START	START	START	START	START	
25	CHENAU, Arryn	11/9	START	START	START	START	START	START	START	...	START	START	XXX	XXX	
80	CHISUM, Alex	11/3	START	...	START	XXX	XXX	XXX	XXX	XXX	XXX	XXX	START	XXX	
84	COLE, Nate	1/-	XXX	
79	CURETON, Andre	4/-	XXX	XXX	XXX	...	XXX	...	
91	DEMPSEY, Adam	11/2	START	START	XXX	XXX	XXX	...	XXX	XXX	XXX	XXX	XXX	XXX	
10	DRANE, Deven	11/11	START	START	START	START	START	START	START	...	START	START	START	START	
78	EHINGER, Parker	12/11	XXX	START	START	START	START	START	START	START	START	START	START	START	
38	FEARING, Adam	11/-	XXX	XXX	XXX	XXX	XXX	XXX	...	XXX	XXX	XXX	XXX	XXX	
26	FREY, Drew	10/10	START	...	START	START	...	START	START	START	START	START	START	START	
99	GIORDANO, Dan	12/12	START	START	START	START	START	START	START	START	START	START	START	START	
46	GOLDEN, Jared	12/-	XXX	XXX	XXX	XXX	XXX	XXX	XXX	XXX	XXX	XXX	XXX	XXX	
87	GRAVES, Jeremy	11/-	XXX	XXX	XXX	XXX	XXX	XXX	XXX	XXX	XXX	...	XXX	XXX	
23	GREEN, Tion	7/-	XXX	XXX	...	XXX	XXX	XXX	XXX	XXX	...	
93	HARRAH, Brad	10/-	XXX	XXX	...	XXX	XXX	...	XXX	XXX	XXX	XXX	XXX	XXX	
77	HOOEY, Sean	6/2	START	START	XXX	XXX	XXX	XXX	
85	HORNER, Bruce	10/-	...	XXX	XXX	XXX	XXX	...	XXX	XXX	XXX	XXX	XXX	XXX	
41	HYLAND, Kevin	4/-	XXX	XXX	XXX	XXX	
16	JULIAN, Damon	12/6	XXX	START	XXX	START	XXX	START	START	START	START	XXX	XXX	XXX	
11	KAY, Brendon	10/4	XXX	...	XXX	XXX	XXX	XXX	...	XXX	START	START	START	START	
62	KEEBLER, Cory	12/-	XXX	XXX	XXX	XXX	XXX	XXX	XXX	XXX	XXX	XXX	XXX	XXX	
18	KELCE, Travis	12/11	START	START	START	START	START	XXX	START	START	START	START	START	START	
49	KING, Anthony	8/-	XXX	XXX	XXX	XXX	XXX	XXX	...	XXX	XXX	
13	LAMBERT, Pat	12/-	XXX	XXX	XXX	XXX	XXX	XXX	XXX	XXX	XXX	XXX	XXX	XXX	
71	LEFELD, Eric	12/12	START	START	START	START	START	START	START	START	START	START	START	START	
4	LEGAUX, Munchie	10/8	START	START	START	START	START	START	START	START	XXX	...	XXX	...	
60	LONGO, Sam	12/11	START	XXX	START	START	START	START	START	START	START	START	START	START	
55	LOZANO, Roney	2/-	XXX	XXX	
47	LOZIER, Colin	3/-	XXX	XXX	XXX	
10	LUALLAN, Jordan	8/-	XXX	XXX	XXX	XXX	XXX	XXX	XXX	...	XXX	
69	MAINELLO, D.	6/-	XXX	XXX	XXX	XXX	XXX	XXX	
44	MASON, Corey	12/-	XXX	XXX	XXX	XXX	XXX	XXX	XXX	XXX	XXX	XXX	XXX	XXX	
66	MCCLELLAN, Sean	2/-	XXX	XXX	
6	MCLUNG, A.	11/9	START	START	START	XXX	...	START	START	XXX	START	START	START	START	
46	MEADOR, Mitch	12/-	XXX	XXX	XXX	XXX	XXX	XXX	XXX	XXX	XXX	XXX	XXX	XXX	
14	MILIANO, Tony	12/-	XXX	XXX	XXX	XXX	XXX	XXX	XXX	XXX	XXX	XXX	XXX	XXX	
83	MILLIGAN, Danny	12/1	XXX	XXX	XXX	XXX	START	XXX	XXX	XXX	XXX	XXX	XXX	XXX	
58	MILLS, Brandon	12/7	XXX	XXX	XXX	XXX	XXX	START	START	START	START	START	START	START	
15	MOORE, Chris	11/-	...	XXX	XXX	XXX	XXX	XXX	XXX	XXX	XXX	XXX	XXX	XXX	
82	MORRISON, Max	11/-	XXX	XXX	XXX	XXX	XXX	XXX	XXX	XXX	XXX	...	XXX	XXX	
92	MOUHON, S.	12/-	XXX	XXX	XXX	XXX	XXX	XXX	XXX	XXX	XXX	XXX	XXX	XXX	
74	MURRAY, Justin	1/-	XXX	
17	MURRAY, Malcolm	12/2	XXX	START	XXX	XXX	START	XXX	XXX	XXX	XXX	XXX	XXX	XXX	
34	O'DONNELL, Pat	12/-	XXX	XXX	XXX	XXX	XXX	XXX	XXX	XXX	XXX	XXX	XXX	XXX	
20	ORR, Trenier	7/1	XXX	XXX	...	XXX	XXX	XXX	XXX	START	
12	PAYNE, L	12/-	XXX	XXX	XXX	XXX	XXX	XXX	XXX	XXX	XXX	XXX	XXX	XXX	
96	POSLEY, Josh	5/-	XXX	XXX	XXX	XXX	XXX	
22	POTEAT, Jameel	11/-	XXX	XXX	XXX	XXX	XXX	XXX	...	XXX	XXX	XXX	XXX	XXX	
89	RICHARDSON, D.	12/1	XXX	XXX	XXX	XXX	START	XXX	XXX	XXX	XXX	XXX	XXX	XXX	
30	ROBERSON, Aaron	10/-	XXX	XXX	XXX	XXX	XXX	XXX	XXX	XXX	XXX	XXX	
35	RUSS, Josh	4/-	XXX	XXX	...	XXX	...	XXX	
75	SCHLOEMER, K.	3/-	XXX	XXX	XXX	
52	SHULER, Elijah	10/-	XXX	XXX	XXX	XXX	XXX	XXX	XXX	XXX	XXX	XXX	
63	SPRAGUE, Dan	12/12	START	START	START	START	START	START	START	START	START	START	START	START	
94	STEPP, Jordan	12/8	XXX	XXX	START	START	START	START	START	START	START	START	XXX	XXX	
54	STEWART, Walter	5/5	START	START	START	START	START	
43	TEMPLE, Nick	12/7	START	XXX	START	XXX	XXX	XXX	START	XXX	START	START	START	START	
33	TENTMAN, S.	8/1	XXX	XXX	...	XXX	XXX	XXX	XXX	XXX	START	
7	THOMPSON, K.	12/12	START	START	START	START	START	START	START	START	START	START	START	START	
19	WASHINGTON, S.	5/-	...	XXX	...	XXX	XXX	XXX	...	XXX	...	
20	WILLIAMS, Chris	11/4	XXX	START	XXX	START	START	START	...	XXX	XXX	XXX	XXX	XXX	
95	WILLIAMS, John	12/4	START	START	XXX	XXX	XXX	XXX	XXX	XXX	XXX	XXX	START	START	
61	WILLIS, Kirk	12/-	XXX	XXX	XXX	XXX	XXX	XXX	XXX	XXX	XXX	XXX	XXX	XXX	
32	WINN, George	12/12	START	START	START	START	START	START	START	START	START	START	START	START	
8	WITTY, Adrian	10/1	XXX	XXX	XXX	XXX	XXX	START	XXX	XXX	XXX	XXX	

2012 UNIVERSITY OF CINCINNATI FOOTBALL											
GAME-BY-GAME STARTERS											
OFFENSE	LT	LG	C	RG	RT	TE/WR	WR/TE	WR	WR/RB	RB	QB
Pittsburgh	Lefeld	Bujnoch	Sprague	Longo	Hooey	Kelce	Thompkins	McClung	Chisum	Winn	Legaux
Delaware State	Lefeld	Bujnoch	Sprague	Ehinger	Hooey	Kelce	Thompkins	McClung	Julian	Winn	Legaux
Virginia Tech	Lefeld	Bujnoch	Sprague	Longo	Ehinger	Kelce	Thompkins	McClung	Chisum	Winn	Legaux
Miami (OH)	Lefeld	Bujnoch	Sprague	Longo	Ehinger	Kelce	Thompkins	Abernathy	Julian	Winn	Legaux
Fordham	Lefeld	Bujnoch	Sprague	Longo	Ehinger	Kelce	Richardson	Thompkins	Milligan	Winn	Legaux
at Toledo	Lefeld	Bujnoch	Sprague	Longo	Ehinger	Thompkins	McClung	Julian	Abernathy	Winn	Legaux
at Louisville	Lefeld	Bujnoch	Sprague	Longo	Ehinger	Kelce	Thompkins	McClung	Julian	Winn	Legaux
Syracuse	Lefeld	Bujnoch	Sprague	Longo	Ehinger	Kelce	Thompkins	Julian	Abernathy	Winn	Legaux
at Temple	Lefeld	Bujnoch	Sprague	Longo	Ehinger	Kelce	Thompkins	McClung	Julian	Winn	Kay
Rutgers	Lefeld	Bujnoch	Sprague	Longo	Ehinger	Kelce	Annen	Thompkins	McClung	Winn	Kay
USF	Lefeld	Bujnoch	Sprague	Longo	Ehinger	Kelce	Thompkins	McClung	Chiusm	Winn	Kay
at Connecticut	Lefeld	Bujnoch	Sprague	Longo	Ehinger	Kelce	Annen	Thompkins	McClung	Winn	Kelce
vs. Duke											
DEFENSE	L	T	N	E	WLB	MLB	SLB/DB	DB	FS	SS	DB
Pittsburgh	Stewart	Dempsey	J. Williams	Giordano	Bomar	Blair	Temple	Drane	Chenault	Frey	Cheatham
Delaware State	Stewart	Dempsey	J. Williams	Giordano	Bomar	Blair	C. Willaims	Drane	Chenault	M. Murray	Cheatham
Virginia Tech	Stewart	Beard	Stepp	Giordano	Bomar	Blair	Temple	Drane	Chenault	Frey	Cheatham
Miami (OH)	Stewart	Beard	Stepp	Giordano	Bomar	Blair	C. Williams	Drane	Chenault	Frey	Cheatham
Fordham	Stewart	Beard	Stepp	Giordano	Bomar	Blair	C. Williams	Drane	Chenault	M. Murray	Cheatham
at Toledo	Mills	Beard	Stepp	Giordano	Bomar	Blair	C. Williams	Drane	Chenault	Frey	Cheatham
at Louisville	Mills	Beard	Stepp	Giordano	Bomar	Blair	Temple	Drane	Chenault	Frey	Cheatham
Syracuse	Mills	Beard	Stepp	Giordano	Bomar	Blair	Witty	Orr	Battle	Frey	Cheatham
at Temple	Mills	Beard	Stepp	Giordano	Bomar	Blair	Temple	Drane	Chenault	Frey	Cheatham
Rutgers	Mills	Beard	Stepp	Giordano	Bomar	Blair	Temple	Drane	Chenault	Frey	Cheatham
USF	Mills	Beard	J. Williams	Giordano	Bomar	Blair	Temple	Drane	Battle	Frey	Cheatham
at Connecticut	Mills	Beard	J. Williams	Giordano	Blair	Tentman	Temple	Drane	Battle	Frey	Cheatham
vs. Duke											
START CHART											
PLAYER	2012	CAR.	CONS.	PLAYER	2012	CAR.	CONS.	PLAYER	2012	CAR.	CONS.
Ralph David Abenathy IV, RB	3	3	1	Damon Julian, WR	6	6	1	Solomon Tentman, LB	1	1	1
Blake Annen, TE	2	2	1	Brendon Kay, QB	4	4	4	Kenbrell Thompkins, WR	12	24	12
Dominique Battle, DB	3	23	2	Travis Kelce, TE	11	11	6	Shaq Washington, WR	0	1	1
Camaron Beard, DL	10	10	10	Eric Lefeld, OL	12	19	17	Chris Williams, DB	4	14	3
Greg Blair, LB	12	12	12	Munchie Legaux, QB	8	12	8	John Williams, DL	4	34*	2
Maalik Bomar, LB	11	36	36	Sam Longo, OL	11	11	10	George Winn, RB	12	12	12
Austen Bujnoch, OL	12	24	24	Anthony McClung, WR	9	24	4	Adrian Witty, DB	1	1	1
Arryn Chenault, DB	9	9	2	Danny Milligan, WR	1	1	1	* - John Williams started 30 career games at Central Michigan			
Camerron Cheatham, DB	12	36	33	Brandon Mills, DL	7	21	17				
Alex Chisum, WR	3	5	1	Malcolm Murray, DB	2	2	1				
Adam Dempsey, DL	2	2	2	Trenier Orr, DB	1	1	1				
Deven Drane, DB	11	20	4	Demetrius Richardson, TE	1	1	1				
Parker Ehinger, OL	11	11	11	Dan Sprague, OL	12	12	12				
Drew Frey, DB	10	46	7	Jordan Stepp, DL	8	9	8				
Dan Giordano, DL	12	36	36	Walter Stewart, DL	5	41	40				
Sean Hooey, OL	2	11	2	Nick Temple, LB	7	14	13				

2012 UNIVERSITY OF CINCINNATI FOOTBALL

GAME BY GAME TEAM TOTALS

		1ST	RUSHING	PASSING	TOTAL OFF	PUNTS	FUMBLES	PENALTIES	KOR	PR	INT RET	3RD-DN	TIME OF
	SCORE	DOWNS	(NO-YDS-TD)	(C-A-I-YDS-TD)	(PLY-YDS)	NO-AVG	NO-LOST	NO-YDS	NO-YDS	NO-YDS	NO-YDS	CONV	POSS
CINCINNATI	34	19	31-259-2	14-28-0-205-2	59-464	5-43.2	0-0	7-52	2-46	4-55	1-0	6-13	23:48
Pittsburgh	10	23	42-137-0	24-37-1-278-1	79-415	7-45.3	1-1	8-62	3-80	3-33	0-0	7-18	36:12
CINCINNATI	24	26	49-259-1	20-27-2-208-2	76-467	2-38.0	4-4	3-40	2-70	5-82	1-0	5-11	32:13
Delaware State	7	13	26-110-1	18-36-1-151-0	62-261	8-39.8	2-1	9-66	1-18	0-0	2-19	3-14	27:47
CINCINNATI	27	24	34-160-2	20-43-1-392-3	75-495	5-44.6	2-1	8-50	2-53	4-24	2-2	8-18	30:10
Virginia Tech	24	16	32-103-0	17-30-2-242-1	64-402	7-45.9	2-1	7-82	5-114	3-3	1-0	4-13	29:50
CINCINNATI	52	24	50-272-4	13-23-0-157-2	73-429	3-41.3	2-0	9-84	2-75	0-0	3-114	8-13	33:01
Miami (OH)	14	21	19-59-0	27-53-3-320-2	72-379	3-37.7	1-1	8-57	2-40	1-11	0-0	5-14	26:59
CINCINNATI	49	19	33-210-4	15-24-0-262-2	57-472	2-49.0	2-0	5-55	2-41	1-42	0-0	7-11	23:54
Fordham	17	18	29-42-0	31-42-0-262-1	71-304	4-47.2	3-1	3-38	3-84	0-0	0-0	6-17	36:06
CINCINNATI	23	23	35-251-1	15-37-2-227-1	72-478	5-41.6	0-0	4-45	5-95	0-0	0-0	6-14	27:52
at Toledo	29	18	43-229-0	13-24-0-126-0	67-355	4-44.2	2-1	4-35	5-160	3-38	2-117	6-16	32:08
CINCINNATI	31	20	41-196-3	13-28-3-157-1	69-353	5-38.2	1-0	6-59	5-160	1-15	1-0	5-15	30:31
at Louisville	34 (OT)	24	37-108-2	24-41-1-416-2	78-524	5-37.6	1-0	6-65	4-82	2 (-2)	3-13	7-17	29:29
CINCINNATI	35	23	53-263-3	16-27-1-207-2	80-470	6-41.5	4-2	8-90	3-77	3-19	0-0	7-15	33:45
Syracuse	24	24	41-193-2	23-47-0-286-1	88-479	6-34.8	2-2	12-104	1-28	4-13	1-0	9-21	26:15
CINCINNATI	34	18	40-228-2	13-21-0-244-2	61-472	5-41.6	0-0	2-15	0-0	3-15	1-20	5-13	29:35
at Temple	10	15	35-125-0	12-32-1-142-1	67-267	7-48.9	0-0	4-45	5-105	3-28	0-0	7-17	30:25
CINCINNATI	3	16	28-90-0	17-31-2-251-0	59-341	4-43.8	0-0	4-40	2-32	1-2	2-13	3-11	22:47
Rutgers	10	19	47-234-0	11-20-2-186-1	67-420	4-35.2	0-0	7-50	0-0	0-0	2-18	6-14	37:13
CINCINNATI	27	18	40-210-3	17-27-0-178-1	67-372	7-42.9	0-0	4-50	2-42	0-0	0-0	5-13	28:46
USF	10	22	38-130-1	21-39-0-176-0	77-306	7-43.0	7-2	1-5	3-55	2-1	0-0	8-18	31:14
CINCINNATI	34	18	32-72-1	20-30-0-284-3	62-356	6-40.3	2-1	7-56	3-75	4 (-2)	3-78	5-14	30:39
at Connecticut	17	19	29-36-1	23-47-3-337-1	76-373	6-37.7	0-0	9-79	6-120	1-0	0-0	6-17	29:21

CINCINNATI
vs. Duke

INDIVIDUAL SINGLE-GAME SUPERLATIVES

100-YARD RECEIVING GAMES

#1 KENBRELL THOMPKINS (2)

Opp	Date	Rec	Yards	TD	Long
at USF	10/22/11	6	114	0	39
vs. Virginia Tech	09/29/12	7	134	1	37

#6 ANTHONY MCCLUNG (1)

Opp	Date	Rec	Yards	TD	Long
Connecticut	12/03/11	8	142	2	36

#18 TRAVIS KELCE (1)

Opp	Date	Rec	Yards	TD	Long
Fordham	10/13/12	3	101	1	78

100-YARD RUSHING GAMES

#4 MUNCHIE LEGAUX (1)

Opp	Date	Att	Yards	TD	Long
Pittsburgh	09/06/12	6	117	0	77

#32 GEORGE WINN (5)

Opp	Date	Att	Yards	TD	Long
Delaware State	09/15/12	24	147	0	31
Miami (Ohio)	10/06/12	16	128	2	57
at Louisville	10/26/12	26	125	0	25
Syracuse	11/03/12	30	168	3	20
USF	11/23/12	21	119	2	23

300-YARD PASSING GAMES

#4 MUNCHIE LEGAUX (1)

Opp	Date	C-A-I	Yards	TD	Long
vs. Virginia Tech	09/29/12	19-42-1	376	3	76

2012 UNIVERSITY OF CINCINNATI FOOTBALL

TEAM GAME-BY-GAME STATISTICS

Date	Opponent	RUSHING				RECEIVING				PASSING				KICK RET				PUNT RET				TOT OFF
		No.	Yds	TD	Lg	No.	Yds	TD	Lg	Cmp-Att-Int	Yds	TD	Lg	No	Yds	TD	Lg	No	Yds	TD	Lg	
09/06/12	Pittsburgh	31	259	2	77	14	205	2	42	14-28-0	205	2	42	2	46	0	24	4	55	0	29	464
09/15/12	Delaware State	49	259	1	31	20	208	2	36	20-27-2	208	2	36	2	70	0	47	5	82	0	29	467
09/29/12	Virginia Tech	32	103	0	18	20	392	3	76	20-43-1	392	3	76	2	53	0	38	4	24	0	14	495
10/06/12	Miami (OH)	50	272	4	57	13	157	2	22	13-23-0	157	2	22	2	75	0	58	0	0	0	0	429
10/13/12	Fordham	33	210	4	36	15	262	2	78	15-24-0	262	2	78	2	41	0	21	1	42	0	42	472
10/20/12	at Toledo	35	251	1	52	15	227	1	46	15-37-2	227	1	46	5	95	0	29	0	0	0	0	478
10/26/12	at Louisville	41	196	3	25	13	157	1	31	13-28-3	157	1	31	5	160	0	41	1	15	0	15	353
11/03/12	Syracuse	53	263	3	24	16	207	2	37	16-27-1	207	2	37	3	77	0	32	3	19	0	17	470
11/10/12	at Temple	40	228	2	40	13	244	2	75	13-21-0	244	2	75	0	0	0	0	3	15	0	12	472
11/17/12	Rutgers	28	90	0	24	17	251	0	30	17-31-2	251	0	30	2	32	0	30	1	2	0	2	341
11/23/12	USF	40	194	3	23	17	178	1	48	17-27-0	178	1	48	2	42	0	26	0	0	0	0	372
12/01/12	at Connecticut	32	72	1	8	20	284	3	39	20-30-0	284	3	39	3	75	0	39	4	-2	0	2	356
12/27/12	vs. Duke																					
	Totals	464	2397	24	77	193	2772	21	78	193-346-11	2772	21	78	30	766	0	58	26	252	0	42	5169
	Opponent	420	1563	9	60	244	2922	11	74	244-448-14	2922	11	74	38	886	1	91	22	125	0	22	4485

Date	Opponent	TACKLES				SACKS No-Yds	FUMBLE		Int-Yds	PASS		BLKD Kick	KICKS Att-Mad	XPTS		Saf	Pts
		Solo	Ast	Total	TFL-Yds		FF	FR-Yds		QBH	Brk			Run	Rcv		
09/06/12	Pittsburgh	44	48	92	10.0-57	6.0-42	1	1-0	1-0	4	3	0	4-4	0	0	0	34
09/15/12	Delaware State	30	20	50	7.0-21	2.0-13	1	1-0	1-0	1	5	0	3-2	0	0	0	23
09/29/12	Virginia Tech	34	40	74	4.0-17	1.0-9	1	1-0	2-2	1	5	0	3-3	0	0	0	27
10/06/12	Miami (OH)	31	22	53	5.0-22	3.0-20	1	1-0	3-114	2	6	0	7-7	0	0	0	52
10/13/12	Fordham	46	24	70	7.0-35	2.0-23	2	1-76	0-0	2	4	0	7-7	0	0	0	49
10/20/12	at Toledo	41	38	79	8.0-26	3.0-19	1	1-0	0-0	1	1	0	2-2	0	0	0	23
10/26/12	at Louisville	41	42	83	7.0-25	3.0-14	0	0-0	1-0	2	4	0	4-4	0	0	0	31
11/03/12	Syracuse	49	28	77	3.0-9	1.0-6	2	2-0	0-0	5	7	1	5-5	0	0	0	35
11/10/12	at Temple	45	8	53	4.0-11	0.0-0	0	0-0	1-20	0	7	0	4-4	0	0	0	34
11/17/12	Rutgers	29	54	83	3.0-3	0.0-0	0	0-0	2-13	2	3	1	0-0	0	0	0	3
11/23/12	USF	47	30	77	7.0-36	4.0-25	3	2-20	0-0	4	7	0	4-3	0	0	0	27
12/01/12	at Connecticut	39	30	69	9.0-46	4.0-36	0	0-0	3-78	0	5	0	4-4	0	0	0	34
12/27/12	vs. Duke																
	Totals	476	384	860	74.0-308	30.0-208	12	10-96	14-227	24	57	2	47-45	0	0	0	372
	Opponent	440	412	852	63.0-212	13.0-80	12	8-0	11-167	23	44	0	19-19	1	1	0	206

Date	Opponent	PUNTING								FIELD GOALS				KICKOFFS				
		No	Yds	Avg	Long	Blkd	TB	FC	50+	I20	Att-Made	Lg	Blkd	No	Yds	Avg	TB	OB
09/06/12	Pittsburgh	5	216	43.2	46	0	1	1	0	1	2-2	46	0	7	471	67.3	4	0
09/15/12	Delaware State	2	76	38.0	44	0	1	0	0	1	1-1	18	0	5	325	65.0	4	0
09/29/12	Virginia Tech	5	223	44.6	51	0	0	1	2	4	3-2	43	0	6	379	63.2	1	0
10/06/12	Miami (OH)	3	124	41.3	54	0	0	1	1	0	2-1	24	0	9	583	64.8	7	0
10/13/12	Fordham	2	98	49.0	63	0	0	0	1	1	1-0	0	0	8	511	63.9	5	0
10/20/12	at Toledo	5	208	41.6	49	0	0	1	0	2	3-3	41	0	6	352	58.7	1	0
10/26/12	at Louisville	5	191	38.2	53	0	0	0	1	3	2-1	47	0	6	388	64.7	2	0
11/03/12	Syracuse	6	249	41.5	54	0	1	0	1	2	0-0	0	0	6	375	62.5	5	0
11/10/12	at Temple	5	208	41.6	58	0	0	0	1	0	2-2	23	0	7	428	61.1	2	0
11/17/12	Rutgers	4	175	43.8	54	0	2	1	1	2	2-1	36	0	1	65	65.0	1	0
11/23/12	USF	7	300	42.9	65	0	1	1	2	4	0-0	0	0	5	312	62.4	2	0
12/01/12	at Connecticut	6	242	40.3	43	0	0	2	0	3	2-2	42	0	7	432	61.7	1	0
12/27/12	vs. Duke																	
	Totals	55	2310	42.0	65	0	6	8	10	23	20-15	47	0	73	4621	63.3	35	0
	Opponent	68	2842	41.8	70	0	5	21	13	17	23-17	55	2	49	3009	61.4	17	2

SEASON										CAREER									
Rushing	gp	att	gain	loss	net	avg	td	lg	avg/g	gp	att	gain	loss	net	avg	td	lg	avg/g	
WINN, George	12	227	1235	31	1204	5.3	12	58	100.3	36	305	1626	46	1580	5.2	14	69	43.9	
ABERNATHY, RD	12	69	394	28	366	5.3	3	52	30.5	25	83	446	42	404	4.9	3	52	16.2	
LEGAUX, Munchie	10	55	407	72	335	6.1	4	77	33.5	28	96	648	128	520	5.4	6	77	18.6	
KAY, Brendon	10	38	274	44	230	6.1	2	40	23.0	16	47	335	45	290	6.2	2	40	18.1	
POTEAT, Jameel	11	34	139	20	119	3.5	1	23	10.8	21	57	248	21	227	4.0	2	23	10.8	
GREEN, Tion	7	16	72	2	70	4.4	1	23	10.0	7	16	72	2	70	4.4	1	23	10.0	
LUALLEN, Jordan	8	14	52	3	49	3.5	1	12	6.1	15	36	208	24	184	5.1	2	48	12.3	
BUCKLEY, D.	6	4	32	0	32	8.0	0	12	5.3	6	4	32	0	32	8.0	0	12	5.3	
FEARING, Adam	11	3	5	1	4	1.3	0	3	0.4	14	12	57	1	56	4.7	1	14	4.0	
WASHINGTON, S.	5	1	1	0	1	1.0	0	1	0.2	10	1	1	0	1	1.0	0	1	0.1	
TEAM	1	1	0	6	-6	-6.0	0	0	-6.0										
MCCLUNG, A.	11	2	3	10	-7	-3.5	0	3	-0.6	34	3	7	10	-3	-1.0	0	4	-0.1	
Total	12	464	2614	217	2397	5.2	24	77	199.8										
Opponents	12	420	1877	314	1563	3.7	9	60	130.2										
Passing	gp	effic	comp-att-int	pct	yds	td	lg	avg/g	gp	effic	comp-att-int	pct	yds	td	lg	avg/g			
LEGAUX, Munchie	10	125.67	120-230-9	52.2	1716	13	78	171.6	28	120.08	175-346-13	50.6	2465	18	78	88.0			
KAY, Brendon	10	147.74	70-113-2	61.9	966	6	75	96.6	16	145.37	75-121-2	62.0	1013	6	75	63.3			
WINN, George	12	740.80	1-1-0	100.0	37	1	37	3.1	36	740.80	1-1-0	100.0	37	1	37	1.0			
LUALLEN, Jordan	8	217.60	1-1-0	100.0	14	0	14	1.8	15	100.32	3-5-0	60.0	24	0	14	1.6			
KELCE, Travis	12	757.60	1-1-0	100.0	39	1	39	3.2	34	757.60	1-1-0	100.0	39	1	39	1.1			
Total	12	136.75	193-346-11	55.8	2772	21	78	231.0											
Opponents	12	111.10	244-448-14	54.5	2922	11	74	243.5											
Receiving	gp	no.	yds	avg	td	lg	avg/g	gp	no.	yds	avg	td	lg	avg/g					
KELCE, Travis	12	40	599	15.0	7	78	49.9	34	54	752	13.9	9	78	22.1					
THOMPCKINS, K.	12	32	523	16.3	2	75	43.6	25	76	1059	13.9	4	75	42.4					
MCCLUNG, A.	11	31	429	13.8	1	36	39.0	34	102	1329	13.0	9	36	39.1					
ABERNATHY, RD	12	25	297	11.9	3	76	24.8	25	26	293	11.3	3	76	11.7					
JULIAN, Damon	12	24	377	15.7	4	39	31.4	15	24	377	15.7	4	39	25.1					
WINN, George	12	12	116	9.7	0	30	9.7	36	16	147	9.2	0	30	4.1					
CHISUM, Alex	11	9	140	15.6	0	29	12.7	24	28	442	15.8	2	30	18.4					
MILLIGAN, Danny	12	8	116	14.5	2	31	9.7	36	9	131	14.6	2	31	3.6					
MOORE, Chris	11	3	88	29.3	1	65	8.0	11	3	88	29.3	1	65	8.0					
WASHINGTON, S.	5	3	23	7.7	0	16	4.6	10	6	37	6.2	0	16	3.7					
KAY, Brendon	10	2	44	22.0	1	39	4.4	16	2	44	22.0	1	39	2.8					
MOUHON, S.	12	1	16	16.0	0	16	1.3	12	1	16	16.0	0	16	1.3					
RICHARDSON, D.	12	1	3	3.0	0	3	0.2	25	1	3	3.0	0	3	0.1					
ANNEN, Blake	9	1	2	2.0	0	2	0.2	30	3	35	11.7	0	27	1.2					
POTEAT, Jameel	11	1	-1	-1.0	0	0	-0.1	21	1	-1	-1.0	0	0	0.0					
Total	12	193	2772	14.4	21	78	231.0												
Opponents	12	244	2922	12.0	11	74	243.5												
Total Offense	g	plays	rush	pass	total	avg/g	g	plays	rush	pass	total	avg/g							
LEGAUX, Munchie	10	285	335	1716	2051	205.1	28	442	520	2465	2985	106.6							
WINN, George	12	228	1204	37	1241	103.4	36	306	1580	37	1617	44.9							
KAY, Brendon	10	151	230	966	1196	119.6	16	168	290	1013	1303	81.4							
ABERNATHY, RD	12	69	366	0	366	30.5	25	83	404	0	404	16.2							
POTEAT, Jameel	11	34	119	0	119	10.8	21	57	227	0	227	10.8							
GREEN, Tion	7	16	70	0	70	10.0	7	16	70	0	70	10.0							
LUALLEN, Jordan	8	15	49	14	63	7.9	15	41	184	24	208	13.9							
KELCE, Travis	12	1	0	39	39	3.2	34	9	47	39	86	2.5							
BUCKLEY, D.	6	4	32	0	32	5.3	6	4	32	0	32	5.3							
FEARING, Adam	11	3	4	0	4	0.4	14	12	56	0	56	4.0							
WASHINGTON, S.	5	1	1	0	1	0.2	10	1	1	0	1	0.1							
TEAM	1	1	-6	0	-6	-6.0													
MCCLUNG, A.	11	2	-7	0	-7	-0.6	34	3	-3	0	-3	-0.1							
Total	12	810	2397	2772	5169	430.8													
Opponents	12	868	1563	2922	4485	373.8													

INDIVIDUAL SEASON/CAREER STATS

SEASON									CAREER										
			PAT										PAT						
Scoring	td	fg	kick	rush	rcv	pass	dxp	saf	pts	td	fg	kick	rush	rcv	pass	dxp	saf	pts	
MILIANO, Tony	-	15-20	45-47	-	-	-	-	-	90	-	32-45	92-97	-	-	-	-	-	188	
WINN, George	12	-	-	-	-	-	-	-	72	14	-	-	-	-	-	-	-	84	
KELCE, Travis	7	-	-	-	-	-	-	-	42	11	-	-	-	-	-	-	-	66	
ABERNATHY, RD	6	-	-	-	-	-	-	-	36	7	-	-	-	-	-	-	-	42	
LEGAUX, Munchie	4	-	-	-	-	-	-	-	24	6	-	-	-	-	-	-	-	36	
JULIAN, Damon	4	-	-	-	-	-	-	-	24	4	-	-	-	-	-	-	-	24	
KAY, Brendon	3	-	-	-	-	-	-	-	18	3	-	-	-	-	-	-	-	18	
MILLIGAN, Danny	2	-	-	-	-	-	-	-	12	2	-	-	-	-	-	-	-	12	
THOMPCKINS, K.	2	-	-	-	-	-	-	-	12	4	-	-	-	-	-	-	-	24	
DRANE, Deven	1	-	-	-	-	-	-	-	6	1	-	-	-	-	-	-	-	6	
CHEATHAM, C.	1	-	-	-	-	-	-	-	6	2	-	-	-	-	-	-	-	12	
MOORE, Chris	1	-	-	-	-	-	-	-	6	1	-	-	-	-	-	-	-	6	
LUALLEN, Jordan	1	-	-	-	-	-	-	-	6	2	-	-	-	-	-	-	-	12	
GREEN, Tion	1	-	-	-	-	-	-	-	6	1	-	-	-	-	-	-	-	6	
POTEAT, Jameel	1	-	-	-	-	-	-	-	6	2	-	-	-	-	-	-	-	12	
MCCLUNG, A.	1	-	-	-	-	-	-	-	6	9	-	-	-	-	-	-	-	54	
Total	47	15-20	45-47	-	-	-	-	-	372										
Opponents	22	17-23	19-19	1-2	1	1-1	-	-	206										

Punt Returns	no.	yds	avg	td	lg	no.	yds	avg	td	lg
MCCLUNG, A.	16	158	9.9	0	29	17	164	9.6	0	29
MILLIGAN, Danny	10	94	9.4	0	42	16	136	8.5	0	42
Total	26	252	9.7	0	42					
Opponents	22	125	5.7	0	22					

Kick Returns	no.	yds	avg	td	lg	no.	yds	avg	td	lg
ABERNATHY, RD	28	728	26.0	0	58	67	1762	26.3	1	90
BURRELL, Chris	1	22	22.0	0	22	1	22	22.0	0	22
POTEAT, Jameel	1	16	16.0	0	16	4	83	20.8	0	28
Total	30	766	25.5	0	58					
Opponents	38	886	23.3	1	91					

Interceptions	no.	yds	avg	td	lg	no.	yds	avg	td	lg
CHEATHAM, C.	3	83	27.7	1	68	7	154	22.0	2	68
CHENAULT, Arryn	2	0	0.0	0	0	2	0	0.0	0	0
BLAIR, Greg	2	13	6.5	0	13	2	13	6.5	0	13
DRANE, Deven	2	64	32.0	0	33	5	107	21.4	0	43
FREY, Drew	2	42	21.0	0	22	8	72	9.0	1	22
BATTLE, D.	1	0	0.0	0	0	5	42	8.4	1	36
WILLIAMS, Chris	1	25	25.0	0	25	1	25	25.0	0	25
BOMAR, Maalik	1	0	0.0	0	0	1	0	0.0	0	0
Total	14	227	16.2	1	68					
Opponents	11	167	15.2	1	75					

Fumble Returns	no.	yds	avg	td	lg	no.	yds	avg	td	lg
DRANE, Deven	1	76	76.0	1	76	1	76	76.0	1	76
BATTLE, D.	1	20	20.0	0	20	1	20	20.0	0	20
Total	2	96	48.0	1	76					
Opponents	0	0	0.0	0	0					

INDIVIDUAL SEASON/CAREER STATS

	SEASON								CAREER							
All Purpose	g	rush	rcv	pr	kr	ir	total	avg/g	g	rush	rcv	pr	kr	ir	total	avg/g
ABERNATHY, R	12	366	297	0	728	0	1391	115.9	25	404	293	0	1762	0	2459	98.4
WINN, George	12	1204	116	0	0	0	1320	110.0	36	1580	147	0	0	0	1727	48.0
KELCE, Travis	12	0	599	0	0	0	599	49.9	34	47	752	0	13	0	812	23.9
MCCLUNG, A.	11	-7	429	158	0	0	580	52.7	34	-3	1329	164	198	0	1688	49.6
THOMPSON, K.	12	0	523	0	0	0	523	43.6	25	0	1059	0	0	0	1059	42.4
JULIAN, Damon	12	0	377	0	0	0	377	31.4	15	0	377	0	0	0	377	25.1
LEGAUX, Munch	10	335	0	0	0	0	335	33.5	28	520	18	0	0	0	538	19.2
KAY, Brendon	10	230	44	0	0	0	274	27.4	16	290	44	0	0	0	334	20.9
MILLIGAN, Dann	12	0	116	94	0	0	210	17.5	36	0	131	136	0	0	267	7.4
CHISUM, Alex	11	0	140	0	0	0	140	12.7	24	0	442	0	0	0	442	18.4
POTEAT, Jameel	11	119	-1	0	16	0	134	12.2	21	227	-1	0	83	0	309	14.7
MOORE, Chris	11	0	88	0	0	0	88	8.0	11	0	88	0	0	0	88	8.0
CHEATHAM, C.	12	0	0	0	0	83	83	6.9	50	0	0	0	0	154	154	3.1
GREEN, Tion	7	70	0	0	0	0	70	10.0	7	70	0	0	0	0	70	10.0
DRANE, Deven	11	0	0	0	0	64	64	5.8	32	0	0	0	20	107	127	4.0
LUALLEN, Jorda	8	49	0	0	0	0	49	6.1	15	184	0	0	0	0	184	12.3
FREY, Drew	10	0	0	0	0	42	42	4.2	50	0	0	0	0	72	72	1.4
BUCKLEY, D.	6	32	0	0	0	0	32	5.3	6	32	0	0	0	0	32	5.3
WILLIAMS, Chris	11	0	0	0	0	25	25	2.3	45	0	0	0	0	25	25	0.6
WASHINGTON,	5	1	23	0	0	0	24	4.8	10	1	37	0	0	0	38	3.8
BURRELL, Chris	2	0	0	0	22	0	22	11.0	2	0	0	0	22	0	22	11.0
MOUHON, S.	12	0	16	0	0	0	16	1.3	12	0	16	0	0	0	16	1.3
BLAIR, Greg	12	0	0	0	0	13	13	1.1	13	0	0	0	0	13	13	1.0
FEARING, Adam	11	4	0	0	0	0	4	0.4	14	56	0	0	25	0	81	5.8
RICHARDSON,	12	0	3	0	0	0	3	0.2	25	0	3	0	0	0	3	0.1
ANNEN, Blake	9	0	2	0	0	0	2	0.2	30	0	35	0	0	0	35	1.2
TEAM	1	-6	0	0	0	0	-6	-6.0								
Total	12	2397	2772	252	766	227	6414	534.5								
Opponents	12	1563	2922	125	886	167	5663	471.9								

Field Goals	att	good	long	blkd	att	good	long	blkd
MILIANO, Tony	20	15	47	0	45	32	48	4
Total	20	15	47	0				
Opponents	23	17	55	2				

Punting	no.	yds	avg	lg	blk	no.	yds	avg	lg	blk
O'DONNELL, Pat	55	2310	42.0	65	0	170	7248	42.6	76	0
Total	55	2310	42.0	65	0					
Opponents	68	2842	41.8	70	0					

Kickoffs	no.	yds	avg	tb	ob	no.	yds	avg	tb	ob
O'DONNELL, Pat	66	4208	63.8	34	0	127	8123	64.0	41	2
MILIANO, Tony	7	413	59.0	1	0	29	1812	62.5	3	2
Total	73	4621	63.3	35	0					
Opponents	49	3009	61.4	17	2					

INDIVIDUAL SEASON/CAREER STATS

RED ZONE/TIME OF POSSESSION ANALYSIS

RED ZONE ANALYSIS

CINCINNATI										---- Failed to score inside RZ ----					
Date	Opponent	Score	Times In RZ	Times Scored	Total Pts	TDs	Rush TDs	Pass TDs	FGs Made	FGA	Downs	Int	Fumb	Half	Game
09/06/12	Pittsburgh	W, 34-10	5	5	27	3	1	2	2	0	0	0	0	0	0
09/15/12	Delaware State	W, 23-7	6	4	23	3	1	2	1	0	0	1	1	0	0
09/29/12	Virginia Tech	W, 27-24	3	2	6	0	0	0	2	0	1	0	0	0	0
10/06/12	Miami (OH)	W, 52-14	8	7	45	6	4	2	1	0	0	0	0	1	0
10/13/12	Fordham	W, 49-17	3	3	21	3	3	0	0	0	0	0	0	0	0
10/20/12	at Toledo	L, 23-29	2	2	10	1	1	0	1	0	0	0	0	0	0
10/26/12	at Louisville	L, 31-34	3	3	21	3	3	0	0	0	0	0	0	0	0
11/03/12	Syracuse	W, 35-24	5	4	28	4	3	1	0	0	0	0	1	0	0
11/10/12	at Temple	W, 34-10	4	4	20	2	2	0	2	0	0	0	0	0	0
11/17/12	Rutgers	L, 3-10	3	1	3	0	0	0	1	1	1	0	0	0	0
11/23/12	USF	W, 27-10	4	4	27	4	3	1	0	0	0	0	0	0	0
12/01/12	at Connecticut	W, 34-17	2	1	7	1	1	0	0	0	1	0	0	0	0
12/27/12	vs. Duke														
TOTALS			48	40	238	30	22	8	10	1	3	1	2	1	0
40 OF 48 (83.3%)															
OPPONENTS										---- Failed to score inside RZ ----					
Date	Opponent	Score	Times In RZ	Times Scored	Total Pts	TDs	Rush TDs	Pass TDs	FGs Made	FGA	Downs	Int	Fumb	Half	Game
09/06/12	Pittsburgh	W, 34-10	4	2	10	1	0	1	1	0	0	1	0	1	0
09/15/12	Delaware State	W, 23-7	0	0	0	0	0	0	0	0	0	0	0	0	0
09/29/12	Virginia Tech	W, 27-24	4	3	17	2	2	0	1	0	0	1	0	0	0
10/06/12	Miami (OH)	W, 52-14	4	2	14	2	0	2	0	0	2	0	0	0	0
10/13/12	Fordham	W, 49-17	3	2	11	1	0	1	1	0	0	0	1	0	0
10/20/12	at Toledo	L, 23-29	2	2	6	0	0	0	2	0	0	0	0	0	0
10/26/12	at Louisville	L, 31-34	4	4	20	2	2	0	2	0	0	0	0	0	0
11/03/12	Syracuse	W, 35-24	5	4	24	3	2	1	1	1	0	0	0	0	0
11/10/12	at Temple	W, 34-10	2	2	10	1	0	1	1	0	0	0	0	0	0
11/17/12	Rutgers	L, 3-10	3	0	0	0	0	0	0	1	0	2	0	0	0
11/23/12	USF	W, 27-10	2	2	10	1	1	0	1	0	0	0	0	0	0
12/01/12	at Connecticut	W, 34-17	1	1	7	1	1	0	0	0	0	0	0	0	0
12/27/12	vs. Duke														
TOTALS			34	24	129	14	8	6	10	2	2	4	1	1	0
24 OF 34 (70.6%)															

TIME OF POSSESSION

Date	Opponent	Score	Overall	1st Qtr	2nd Qtr	3rd Qtr	4th Qtr
09/06/12	Pittsburgh	W, 34-10	23:48	5:59	4:22	4:51	8:36
09/15/12	Delaware State	W, 23-7	32:13	6:16	7:54	6:55	11:08
09/29/12	Virginia Tech	W, 27-24	30:10	9:28	7:54	5:02	7:46
10/06/12	Miami (OH)	W, 52-14	33:01	4:28	9:23	10:38	8:32
10/13/12	Fordham	W, 49-17	23:54	2:49	4:56	9:13	6:56
10/20/12	at Toledo	L, 23-29	27:52	10:14	8:15	5:40	3:43
10/26/12	at Louisville	L, 31-34	30:31	8:19	5:34	7:08	9:30
11/03/12	Syracuse	W, 35-24	33:45	5:50	8:34	8:19	11:02
11/10/12	at Temple	W, 34-10	29:35	4:13	7:09	7:30	10:43
11/17/12	Rutgers	L, 3-10	22:47	6:51	4:02	6:14	5:40
11/23/12	USF	W, 27-10	28:46	4:56	9:23	6:11	8:16
12/01/12	at Connecticut	W, 34-17	30:39	7:39	5:31	5:56	11:33
12/27/12	vs. Duke						
CINCINNATI		Total	347:01	77:02	82:57	83:37	103:25
		Avg.	28:55	6:25	6:54	6:58	8:37
OPPONENTS		Total	372:59	102:58	97:03	96:23	76:35
		Avg.	31:04	8:34	8:05	8:01	6:22

2012 UNIVERSITY OF CINCINNATI FOOTBALL

CONVERSIONS

3RD-DOWN CONVERSIONS													
Date	Opponent	Score	Overall	1st Qtr		2nd Qtr		3rd Qtr		4th Qtr		OT	
09/06/12	Pittsburgh	W, 34-10	6-13	46.2%	1-3	33.3%	1-3	33.3%	2-3	66.7%	2-4	50.0%	
09/15/12	Delaware State	W, 23-7	5-11	45.5%	0-1	0.0%	3-3	100.0%	0-1	0.0%	2-6	33.3%	
09/29/12	Virginia Tech	W, 27-24	8-18	44.4%	3-7	42.9%	1-4	25.0%	2-3	66.7%	2-4	50.0%	
10/06/12	Miami (OH)	W, 52-14	8-13	61.5%	1-3	33.3%	4-6	66.7%	2-2	100.0%	1-2	50.0%	
10/13/12	Fordham	W, 49-17	7-11	63.6%	0-1	0.0%	2-5	40.0%	2-2	100.0%	3-3	100.0%	
10/20/12	at Toledo	L, 23-29	6-14	42.9%	4-6	66.7%	1-3	33.3%	1-3	33.3%	0-2	0.0%	
10/26/12	at Louisville	L, 31-34	5-15	33.3%	3-5	60.0%	1-4	25.0%	1-2	50.0%	0-3	0.0%	0-1 0.0%
11/03/12	Syracuse	W, 35-24	7-15	46.7%	1-4	25.0%	1-2	50.0%	4-5	80.0%	1-4	25.0%	
11/10/12	at Temple	W, 34-10	5-13	38.5%	0-1	0.0%	1-4	25.0%	2-4	50.0%	2-4	50.0%	
11/17/12	Rutgers	L, 3-10	3-11	27.3%	0-2	0.0%	1-3	33.3%	0-1	0.0%	2-5	40.0%	
11/23/12	USF	W, 27-10	5-13	38.5%	1-3	33.3%	3-5	60.0%	1-3	33.3%	0-2	0.0%	
12/01/12	at Connecticut	W, 34-17	5-14	35.7%	2-3	66.7%	0-4	0.0%	1-2	50.0%	2-5	40.0%	
12/27/12	vs. Duke												
	CINCINNATI		70-161	43.5%	16-39	41.0%	19-46	41.3%	18-31	58.1%	17-44	38.6%	0-1 0.0%
	OPPONENTS		74-196	37.8%	24-55	43.6%	24-57	42.1%	15-41	36.6%	11-42	26.2%	0-1 0.0%

4TH-DOWN CONVERSIONS													
Date	Opponent	Score	Overall	1st Qtr		2nd Qtr		3rd Qtr		4th Qtr		OT	
09/06/12	Pittsburgh	W, 34-10	0-0	0.0%	0-0	0.0%	0-0	0.0%	0-0	0.0%	0-0	0.0%	
09/15/12	Delaware State	W, 23-7	1-1	100.0%	1-1	100.0%	0-0	0.0%	0-0	0.0%	0-0	0.0%	
09/29/12	Virginia Tech	W, 27-24	1-2	50.0%	0-1	0.0%	1-1	100.0%	0-0	0.0%	0-0	0.0%	
10/06/12	Miami (OH)	W, 52-14	0-0	0.0%	0-0	0.0%	0-0	0.0%	0-0	0.0%	0-0	0.0%	
10/13/12	Fordham	W, 49-17	0-0	0.0%	0-0	0.0%	0-0	0.0%	0-0	0.0%	0-0	0.0%	
10/20/12	at Toledo	L, 23-29	0-0	0.0%	0-0	0.0%	0-0	0.0%	0-0	0.0%	0-0	0.0%	
10/26/12	at Louisville	L, 31-34	0-0	0.0%	0-0	0.0%	0-0	0.0%	0-0	0.0%	0-0	0.0%	0-0 0.0%
11/03/12	Syracuse	W, 35-24	1-1	100.0%	0-0	0.0%	1-1	100.0%	0-0	0.0%	0-0	0.0%	
11/10/12	at Temple	W, 34-10	1-1	100.0%	0-0	0.0%	1-1	100.0%	0-0	0.0%	0-0	0.0%	
11/17/12	Rutgers	L, 3-10	0-2	0.0%	0-0	0.0%	0-0	0.0%	0-1	0.0%	0-1	0.0%	
11/23/12	USF	W, 27-10	0-0	0.0%	0-0	0.0%	0-0	0.0%	0-0	0.0%	0-0	0.0%	
12/01/12	at Connecticut	W, 34-17	0-1	0.0%	0-0	0.0%	0-0	0.0%	0-0	0.0%	0-1	0.0%	
12/27/12	vs. Duke												
	CINCINNATI		4-8	50.0%	1-2	50.0%	3-3	100.0%	0-1	0.0%	0-2	0.0%	0-0 0.0%
	OPPONENTS		10-20	50.0%	1-3	33.3%	2-3	66.7%	1-2	50.0%	6-12	50.0%	0-0 0.0%

OVERTIME GAMES

YEAR	OPPONENT	W/L	LENGTH	REGULATION	FINAL	CINCINNATI'S RECORDS IN...
1996	Miami (Ohio)	W	30T	17-17	30-23	
1997	at Houston *	L	20T	31-31	41-38	All Overtime Games 6-5
	at Miami (Ohio)	W	20T	24-24	34-31	One Overtime: 3-3
						Two Overtimes:..... 1-2
						Three Overtimes:..... 2-0
1999	UAB *	L	OT	21-21	24-21	
2000	at Wisconsin	L	OT	22-22	28-25	Overtime at Home..... 3-1
	at Memphis *	W	OT	10-10	13-10	Overtime on the Road 3-4
						Overtime Conference Games..... 3-4
						Overtime Non-Conference Games 3-1
2002	TCU *	W	OT	29-29	36-29	
2003	Temple	W	30T	24-24	30-24	Overtime Coin Toss..... 4-7
	at USF *	L	20T	10-10	24-17	
2008	at No. 20 West Virginia *	W	OT	20-20	26-23	POSSESSION RESULT CINCINNATI OPP.
						Touchdowns..... 7 5
						Field Goals 5 5
						Missed Field Goals 0 3
2012	at No. 16/14 Louisville *	L	OT	31-31	34-31	Turnovers 4 4

* - Conference Game

20-YARD PLAYS

YDS.	TYPE	PLAYER(S)	OPP.
*78	Pass	KELCE, Travis from LEGAUX, Munchie	Fordham
77	Rush	LEGAUX, Munchie	Pittsburgh
*76	FR	DRANE, Deven	Fordham
*76	Pass	ABERNATHY, RD from LEGAUX, Munchie	Virginia Tech
*75	Pass	THOMPKINS, K. from KAY, Brendon	Temple
*68	INT	CHEATHAM, C.	Miami (Ohio)
*65	Pass	MOORE, Chris from KAY, Brendon	Temple
58	KR	ABERNATHY, RD	Miami (Ohio)
*58	Rush	WINN, George	Pittsburgh
57	Rush	WINN, George	Miami (Ohio)
52	Rush	ABERNATHY, RD	Toledo
48	Pass	THOMPKINS, K. from KAY, Brendon	USF
47	KR	ABERNATHY, RD	Delaware State
46	Pass	KELCE, Travis from LEGAUX, Munchie	Toledo
42	PR	MILLIGAN, Danny	Fordham
42	Pass	THOMPKINS, K. from LEGAUX, Munchie	Pittsburgh
41	KR	ABERNATHY, RD	Louisville
40	Rush	KAY, Brendon	Temple
40	KR	ABERNATHY, RD	Louisville
*39	Pass	KAY, Brendon from KELCE, Travis	Connecticut
39	KR	ABERNATHY, RD	Connecticut
*39	Pass	JULIAN, Damon from LEGAUX, Munchie	Virginia Tech
38	KR	ABERNATHY, RD	Virginia Tech
*37	Pass	KELCE, Travis from WINN, George	Syracuse
37	Pass	THOMPKINS, K. from LEGAUX, Munchie	Virginia Tech
36	Pass	MCCLUNG, A. from LEGAUX, Munchie	Delaware State
*36	Rush	ABERNATHY, RD	Fordham
35	Pass	MCCLUNG, A. from LEGAUX, Munchie	Syracuse
33	Pass	THOMPKINS, K. from LEGAUX, Munchie	Toledo
33	Pass	JULIAN, Damon from LEGAUX, Munchie	Delaware State
33	INT	DRANE, Deven	Miami (Ohio)
32	KR	ABERNATHY, RD	Syracuse
32	Rush	ABERNATHY, RD	Temple
31	Rush	WINN, George	Delaware State
31	INT	DRANE, Deven	Connecticut
31	Pass	MILLIGAN, Danny from LEGAUX, Munchie	Louisville
30	Pass	WINN, George from KAY, Brendon	Rutgers
30	KR	ABERNATHY, RD	Rutgers
30	Pass	JULIAN, Damon from LEGAUX, Munchie	Virginia Tech
*29	Pass	MILLIGAN, Danny from LEGAUX, Munchie	Fordham
29	Pass	CHISUM, Alex from KAY, Brendon	Temple
29	PR	MCCLUNG, A.	Pittsburgh
29	KR	ABERNATHY, RD	Toledo
29	Pass	MCCLUNG, A. from KAY, Brendon	Temple
29	KR	ABERNATHY, RD	Louisville
29	PR	MCCLUNG, A.	Delaware State
*29	Pass	THOMPKINS, K. from LEGAUX, Munchie	Virginia Tech
29	PR	MCCLUNG, A.	Delaware State
28	Pass	THOMPKINS, K. from KAY, Brendon	Rutgers
28	Rush	KAY, Brendon	Fordham
27	KR	ABERNATHY, RD	Syracuse
27	Pass	KELCE, Travis from LEGAUX, Munchie	Pittsburgh
27	FR	THOMPKINS, K.	Louisville
26	Pass	MCCLUNG, A. from KAY, Brendon	Connecticut
26	KR	ABERNATHY, RD	USF
26	KR	ABERNATHY, RD	Louisville

YDS.	TYPE	PLAYER(S)	OPP.
26	Pass	MCCLUNG, A. from KAY, Brendon	USF
26	Rush	LEGAUX, Munchie	Pittsburgh
*26	Pass	JULIAN, Damon from LEGAUX, Munchie	Louisville
26	Pass	JULIAN, Damon from KAY, Brendon	Connecticut
25	Pass	CHISUM, Alex from LEGAUX, Munchie	Fordham
25	INT	WILLIAMS, Chris	Connecticut
*25	Pass	KELCE, Travis from KAY, Brendon	Connecticut
*25	Pass	JULIAN, Damon from LEGAUX, Munchie	Toledo
25	Pass	MCCLUNG, A. from KAY, Brendon	Rutgers
25	Pass	ABERNATHY, RD from LEGAUX, Munchie	Pittsburgh
25	Rush	LEGAUX, Munchie	Toledo
25	Rush	WINN, George	Louisville
24	Rush	LEGAUX, Munchie	Syracuse
24	KR	ABERNATHY, RD	Pittsburgh
24	KR	ABERNATHY, RD	Louisville
24	Rush	KAY, Brendon	Rutgers
23	KR	ABERNATHY, RD	Delaware State
23	Rush	GREEN, Tion	Fordham
23	Rush	ABERNATHY, RD	Delaware State

* touchdown scored on play

LONG PLAYS BY THE NUMBERS

Plays by Yards	No.	TD
100+	0	0
90-99	0	0
80-89	0	0
70-79	5	4
60-69	2	2
50-59	4	1
40-49	8	0
30-39	20	4
20-29	62	6

Plays by Type	No.	TD
Rushing	23	2
Passing	45	13
Punt returns	4	0
Kick returns	20	0
Interceptions	6	1
Fumble returns	3	1
Other	0	0
TOTAL	101	17

LONGEST PLAYS OF THE YEAR

Rushing
77 LEGAUX, Munchie vs Pittsburgh (9/6/2012)

Rushing Touchdown
58 WINN, George vs Pittsburgh (9/6/2012)

Passing
78 KELCE, Travis from LEGAUX, Munchie vs Fordham (10/12/2012)

Passing Touchdown
78 KELCE, Travis from LEGAUX, Munchie vs Fordham (10/12/2012)

Punt Return
42 MILLIGAN, Danny vs Fordham (10/12/2012)

Kick Return
58 ABERNATHY, RD vs Miami (Ohio) (10/6/2012)

Interception Return
68 CHEATHAM, C. vs Miami (Ohio) (10/6/2012)

Fumble Return
76 DRANE, Deven vs Fordham (10/12/2012)

Punt
65 O'DONNELL, Pat vs USF (11/23/2012)

Field Goal
47 MILIANO, Tony vs Louisville (10/26/2012)

20-PLUS YARD PLAYS BY PLAYER

PLAYER	NO.	TD	R	P	KR	PR	IR	FR
ABERNATHY, RD	26	2	4	3	19	0	0	0
MCCLUNG, A.	13	0	0	10	0	3	0	0
WINN, George	10	1	7	3	0	0	0	0
THOMPKINS, K.	9	2	0	8	0	0	0	1
JULIAN, Damon	7	3	0	7	0	0	0	0
KELCE, Travis	6	4	0	6	0	0	0	0
KAY, Brendon	6	1	5	1	0	0	0	0
LEGAUX, Munchie	5	0	5	0	0	0	0	0
CHISUM, Alex	4	0	0	4	0	0	0	0
DRANE, Deven	3	1	0	0	0	0	2	1
MILLIGAN, Danny	3	1	0	2	0	1	0	0
FREY, Drew	2	0	0	0	0	0	2	0
MOORE, Chris	1	1	0	1	0	0	0	0

PLAYER	NO.	TD	R	P	KR	PR	IR	FR
CHEATHAM, C.	1	1	0	0	0	0	1	0
BATTLE, D.	1	0	0	0	0	0	0	1
BURRELL, Chris	1	0	0	0	1	0	0	0
POTEAT, Jameel	1	0	1	0	0	0	0	0
GREEN, Tion	1	0	1	0	0	0	0	0
WILLIAMS, Chris	1	0	0	0	0	0	1	0
TOTAL	101	17	23	45	20	4	6	3

2012 UNIVERSITY OF CINCINNATI FOOTBALL

SCORING DRIVES/PLAYS

OPPONENT	QTR.	PLAYS	YDS.	TOP	RESULT	SCORING PLAY	OPPONENT	QTR.	PLAYS	YDS.	TOP	RESULT	SCORING PLAY
Pittsburgh	1	1	58	0:08	TD	Winn 58-yard TD run	USF	1	2	19	0:34	TD	Kay 18-yard run
Pittsburgh	1	4	38	1:43	TD	Abernathy 15-yard pass from Legaux	USF	2	11	81	3:50	TD	Kelce 3-yard pass from Kay
Pittsburgh	2	9	58	2:58	FG	Miliano 39-yard field goal	USF	3	2	51	0:30	TD	Winn 3-yard run
Pittsburgh	3	2	86	0:47	TD	Winn 9-yard run	USF	4	6	66	2:39	TD	Winn 4-yard run
Pittsburgh	4	9	99	3:01	TD	Abernathy 12-yard pass from Legaux							
Pittsburgh	4	8	25	4:04	FG	Miliano 46-yard field goal	at Connecticut	1	6	76	2:03	TD	Kelce 25-yard pass from Kay
Delaware State	1	10	65	3:35	TD	Poteat 1-yard run	at Connecticut	2	1	39	0:11	TD	Kay 39-yard pass from Kay
Delaware State	1	4	45	1:21	TD	McClung 8-yard pass from Legaux	at Connecticut	3	7	65	3:36	TD	Kelce 21-yard pass from Kay
Delaware State	2	12	70	4:50	TD	Julian 11-yard pass from Legaux	at Connecticut	4	8	51	3:13	FG	Miliano 38-yard field goal
Delaware State	4	8	43	4:47	FG	Miliano 18-yard field goal	at Connecticut	4	1	4	0:09	TD	Winn 4-yard TD run
Virginia Tech	1	12	74	5:\$6	FG	Miliano 20-yard field goal	at Connecticut	4	8	40	4:16	FG	Miliano 42-yard field goal
Virginia Tech	2	12	34	5:53	FG	Miliano 43-yard field goal							
Virginia Tech	3	8	80	3:53	TD	Thompkins 29-yard pass from Legaux							
Virginia Tech	4	2	75	0:46	TD	Abernathy 76-yard pass from Legaux							
Virginia Tech	4	9	85	1:30	TD	Julian 39-yard pass from Legaux							
Miami (Ohio)	1	1	68		TD	Cheatham 68-yard interception return							
Miami (Ohio)	1	2	15	0:29	TD	Milligan 11-yard pass from Legaux							
Miami (Ohio)	2	10	57	4:48	TD	Winn 6-yard run							
Miami (Ohio)	2	11	92	4:19	FG	Miliano 24-yard field goal							
Miami (Ohio)	3	5	39	2:05	TD	Kelce 19-yard pass from Legaux							
Miami (Ohio)	3	10	62	4:55	TD	Winn 3-yard run							
Miami (Ohio)	3	7	51	2:57	TD	Legaux 1-yard run							
Miami (Ohio)	4	3	13	1:27	TD	Green 2-yard run							
Fordham	1	1	76		TD	Drane 76-yard fumble recovery							
Fordham	1	2	75	1:03	TD	Kelce 78-yard pass from Legaux							
Fordham	3	9	79	3:59	TD	Legaux 8-yard run							
Fordham	3	5	81	1:38	TD	Abernathy 36-yard run							
Fordham	3	5	26	2:02	TD	Luallen 1-yard run							
Fordham	4	8	80	3:34	TD	Milligan 29-yard pass from Legaux							
Fordham	4	8	75	4:44	TD	Kay 1-yard run							
at Toledo	2	6	75	2:33	TD	2-yard run by Legaux							
at Toledo	2	6	22	1:15	FG	Miliano 40-yard field goal							
at Toledo	2	8	57	3:40	FG	Miliano 37-yard field goal							
at Toledo	3	4	70	1:25	TD	Julian 25-yard pass from Legaux							
at Toledo	4	7	44	1:56	FG	Miliano 41-yard field goal							
at Louisville	1	7	17	2:36	FG	Miliano 47-yard field goal							
at Louisville	1	9	67	3:50	TD	Abernathy 14-yard run							
at Louisville	2	4	19	1:50	TD	Legaux 4-yard run							
at Louisville	3	10	73	4:34	TD	Abernathy 4-yard run							
at Louisville	4	3	59	0:53	TD	Julian 26-yard pass from Legaux							
Syracuse	1	4	28	1:39	TD	Winn 4-yard run							
Syracuse	1	6	73	1:46	TD	Kelce 37-yard pass from Winn							
Syracuse	3	12	75	4:07	TD	Winn 1-yard run							
Syracuse	3	3	15	1:35	TD	Kelce 13-yard pass from Kay							
Syracuse	4	4	47	1:04	TD	Winn 2-yard run							
at Temple	1	6	74	2:09	TD	Winn 1-yard run							
at Temple	1	2	75	0:15	TD	Thompkins 71-yard pass from Kay							
at Temple	2	8	80	4:16	TD	Winn 1-yard run							
at Temple	2	5	38	0:48	FG	Miliano 22-yard field goal							
at Temple	3	6	94	2:50	TD	Moore 65-yard pass from Kay							
at Temple	4	13	71	7:05	FG	Miliano 23-yard field goal							
Rutgers	4	9	58	1:16	FG	Miliano 36-yard field goal							

DRIVES SUMMARY

AVERAGE SCORING DRIVE/PLAY STATS

Plays: 6.5 per drive; Yards: 57.6 per drive; Avg. Drive Time: 2:37
60 scoring drives, 389 plays, 3,459 yards, 9,455 seconds

HIGHS/LOWS

Longest drive (time):
7:05 at Temple (13 plays, 71 yards, Miliano 23-yard field goal)

Shortest drive (time):
0:08 vs. Pittsburgh (1 play, 58 yards, Winn 58-yard run)

Longest drive (yards):
99 yards vs. Pittsburgh (9 plays, 99 yards, Abernathy 12-yard pass from Legaux)

Shortest drive (yards):
13 yards vs. Miami Ohio (3 plays, 13 yards, Green 2-yard run)

GAME 1 • SEPT. 6, 2012 • NIPPERT STADIUM • CINCINNATI, OHIO • ATT.: 33,562



Pittsburgh



Delaware State

Cincinnati

Cincinnati

10

7

34

23

CAPTAINS: Drew Frey, Dan Giordano, Munchie Legaux, Walter Stewart • CINCINNATI FLAG: Adam Dempsey

CAPTAINS: Austen Bujnoch, Camerron Cheatham, Walter Stewart, George Winn • CINCINNATI FLAG: Danny Milligan

CINCINNATI - Junior quarterback Munchie Legaux rushed for a career-high 132 yards and passed for another 205 and two touchdowns to lead the University of Cincinnati football team to a season-opening 34-10 win over Pittsburgh in front of 33,562 Thursday night at Nippert Stadium.

In addition to Legaux's career day, UC senior running back George Winn rushed for a career-best 101 yards on just 11 carries and added two touchdowns, while sophomore Ralph David Abernathy IV produced a game-high 71 receiving yards and two scores of his own - both personal bests.

Cincinnati's defense, which finished 2011 second in the NCAA FBS in sacks and first in tackles for loss, picked up where it left off a year ago, sacking Pitt quarterback Tino Suneri six times and recording 11 tackles behind the line of scrimmage.

Bearcats middle linebacker Greg Blair led the UC defense by produced a career-high 10 total tackles. Senior defensive ends Walter Stewart and Dan Giordano followed after each produced nine stops and combined for 2½ sacks.

Cincinnati built a 14-0 lead just 4 minutes, 56 seconds into the game with two quick scoring drives and never looked back.

After the Bearcats defense forced a three-and-out on Pitt's opening drive, Winn ripped a 58-yard touchdown run on their first offensive play from scrimmage for a 7-0 UC lead. Winn's score marked the second year in a row Cincinnati recorded a touchdown on its season-opening play from scrimmage after Isiah Pead produced a 40-yard scamper against Austin Peay on Sept. 3, 2011.

Cincinnati executed a four-play, 38-yard drive on its second possession that was capped by Abernathy IV's first-career touchdown reception; a 15-yard catch-and-run down the left sideline that doubled the Bearcats lead to 14 points.

Bearcats sophomore kicker Tony Miliano's 39-yard field goal with 2:51 left in the second quarter put Cincinnati in front 17-0. UC outgained Pitt 220-206 in the first half, including 113 yards on 8-of-16 passing from Legaux.

Legaux and Abernathy IV connected on their second touchdown pass with 13:54 left in the game, putting the game out of reach after increasing Cincinnati's advantage to 31-3. Miliano added a second field goal - a 46-yarder with 3:55 left in the fourth - to increase the Bearcats lead to 34-3.

CINCINNATI - Senior running back George Winn rushed for a career-high 147 yards and the University of Cincinnati football team defeated Delaware State University 23-7 at Nippert Stadium.

Winn is the third different Bearcat to run past the 100-yard mark in their last three games.

Making his first career start for Cincinnati (2-0) was senior wide receiver Damon Julian, who produced a team-high 62 yards on four receptions, including his first career touchdown in the second quarter. UC outgained DSU 467-261, including a 259-101 rushing advantage, but managed just 23 points largely due to six turnovers.

Junior QB Munchie Legaux ended the game 20 of 27 passing for 207 yards and two touchdowns, but ended the night with two interceptions and two fumbles.

Defensively, UC linebacker Greg Blair led the Bearcats with seven total tackles, including one tackle for loss. Senior defensive tackle Brandon Mills and senior defensive back Aaron Roberson each produced one sack, while junior free safety Arryn Chenault came up with the first pick of his career.

The UC offense continued its struggles with ball security in the second half as the Bearcats' first two possessions ended with red-zone turnovers. The first T.O. occurred on a forced pass in the end zone from Legaux that was picked off by Hornets junior free safety Davon Moore, while the second arrived via a muffed handoff exchange by Legaux at the DSU 11-yard line.

Delaware State (1-1) got on the board at the 11:41 mark of the fourth quarter when junior running back Malcolm Williams broke away for a 60-yard touchdown run that decreased UC's lead to 20-7.

UC built a 20-point halftime lead after outgaining the Hornets 327-107 through the first 30 minutes. UC's lead potentially could have been larger had it not been for three turnovers - one interception and two fumbles.

Sophomore running back Jameel Poteat's one-yard touchdown rush capped a 10-play, 65-yard opening drive for the Bearcats, lifting UC to an early 6-0 lead with 8:17 left in the first quarter. Poteat's score, the second of his career, was set up by Winn's four carries and 43 rushing yards, which included a 31-yard run on Cincinnati's second play from scrimmage.

SCORE BY QUARTERS

	1	2	3	4	F
Pittsburgh	0	0	3	7	- 10
Cincinnati	14	3	7	10	- 34

SCORING SUMMARY

QTR	TIME	TEAM	SCORING PLAY	DRIVE	TIME
1st	13:36	CIN	Winn 58 yd run (Miliano kick)	1-58	0:08
	10:04	CIN	Abernathy 15 yd pass from Legaux (Miliano kick)	4-38	1:43
2nd	02:51	CIN	Miliano 39 yd field goal	9-58	2:58
3rd	07:00	PITT	Harper 37 yd field goal	12-69	5:59
	06:05	CIN	Winn 9 yd run (Miliano kick)	2-86	0:47
4th	13:54	CIN	Abernathy 12 yd pass from Legaux (Miliano kick)	9-99	3:01
	03:55	CIN	Miliano 46 yd field goal	8-25	4:04
	00:34	PITT	Carswell 9 yd pass from Suneri (Harper kick)	10-76	3:16

SCORE BY QUARTERS

	1	2	3	4	F
Delaware State	0	0	0	7	- 7
Cincinnati	13	7	0	3	- 23

SCORING SUMMARY

QTR	TIME	TEAM	SCORING PLAY	DRIVE	TIME
1st	08:17	CIN	Poteat 1 yd run (Miliano kick failed)	10-65	3:35
	00:00	CIN	McClung 8 yd pass from Legaux (Miliano kick)	4-46	1:21
2nd	03:03	CIN	Julian 11 yd pass from Legaux (Miliano kick)	12-70	4:50
4th	11:41	DSU	Williams, Mal. 60 yd run (Ward kick)	4-80	1:32
	00:54	CIN	Miliano 18 yd field goal	8-43	4:47

TEAM STATISTICS

	PITT	UC
FIRST DOWNS	23	19
RUSHES-YARDS (NET)	42-137	31-259
PASSING YDS (NET)	278	205
Passes Att-Comp-Int	37-24-1	28-14-0
TOTAL OFF. PLAYS-YARDS	79-415	59-464
Fumble Returns-Yards	0-0	0-0
Punt Returns-Yards	3-33	4-55
Kickoff Returns-Yards	3-80	2-46
Interception Returns-Yards	0-0	1-0
Punts (Number-Avg)	7-45.3	5-43.2
Fumbles-Lost	1-1	0-0
Penalties-Yards	8-62	7-52
Possession Time	36:12	23:48
Third-Down Conversions	7 of 18	6 of 13
Fourth-Down Conversions	2 of 2	0 of 0
Red-Zone Scores-Chances	2-4	5-5
Sacks By: Number-Yards	1-12	6-42

INDIVIDUAL STATISTICS

RUSHING: Pittsburgh-GRAHAM, Ray 19-103; SHELL, Rushel 8-31; BENNETT, Isaac 5-24; SADDLER, Cameron 2-10; SUNSERI, Tino 8-minus 31. Cincinnati-LEGAUX, Munchie 6-117; WINN, George 11-95; POTEAT, Jameel 8-25; ABERNATHY, RD 5-20; KAY, Brendon 1-2.

PASSING: Pittsburgh-SUNSERI, Tino 24-37-1-278. Cincinnati-LEGAUX, Munchie 14-28-0-205.

RECEIVING: Pittsburgh-SHANAHAN, Mike 5-59; STREET, Devin 5-54; GRAHAM, Ray 4-51; BENNETT, Isaac 4-42; CARSWELL, Drew 2-29; BRINSON, Joshua 2-24; SADDLER, Cameron 1-11; GRAHAM, Hubie 1-8. Cincinnati-ABERNATHY, RD 4-71; MCCLUNG, A. 3-21; THOMPSON, K. 2-48; KELCE, Travis 2-42; MILLIGAN, Danny 2-16; CHISUM, Alex 1-7.

TEAM STATISTICS

	DSU	UC
FIRST DOWNS	13	26
RUSHES-YARDS (NET)	26-110	49-259
PASSING YDS (NET)	151	208
Passes Att-Comp-Int	36-18-1	27-20-2
TOTAL OFF. PLAYS-YARDS	62-261	76-467
Fumble Returns-Yards	0-0	0-0
Punt Returns-Yards	0-0	5-82
Kickoff Returns-Yards	1-18	2-70
Interception Returns-Yards	2-19	1-0
Punts (Number-Avg)	8-39.8	2-38.0
Fumbles-Lost	2-1	4-4
Penalties-Yards	9-66	3-40
Possession Time	27:47	32:13
Third-Down Conversions	3 of 14	5 of 11
Fourth-Down Conversions	1 of 2	1 of 1
Red-Zone Scores-Chances	0-0	4-6
Sacks By: Number-Yards	2-16	2-13

INDIVIDUAL STATISTICS

RUSHING: Delaware State-WILLIAMS, Mal. 20-120; CHEUNG, D. 2-8; TEAM 1-minus 3; ELKO, N. 3-minus 15. Cincinnati-WINN, George 24-147; ABERNATHY, RD 7-52; POTEAT, Jameel 8-44; LEGAUX, Munchie 8-25; WASHINGTON, S. 1-1; MCCLUNG, A. 1-minus 10.

PASSING: Delaware State-ELKO, N. 18-36-1-151. Cincinnati-LEGAUX, Munchie 20-27-2-208.

RECEIVING: Delaware State-TARPLEY, T. 9-75; BAILEY, J. 4-33; WILSON, J. 2-25; WILLIAMS, Mal. 2-11; BREWTON, J. 1-7. Cincinnati-JULIAN, Damon 4-62; MCCLUNG, A. 3-54; ABERNATHY, RD 3-23; WASHINGTON, S. 3-23; THOMPSON, K. 3-22; MILLIGAN, Danny 1-17; KELCE, Travis 1-5; RICHARDSON, D. 1-3; POTEAT, Jameel 1-minus 1.

2012 UNIVERSITY OF CINCINNATI FOOTBALL

GAME 3 • SEPT. 29, 2012 • FEDEX FIELD • LANDOVER, MD. • ATT.: 46,026

**No. 25 Virginia Tech****24****Cincinnati****27****CAPTAINS:** Camerron Cheatham, Drew Frey, Walter Stewart, Austen Bujnoch • **CINCINNATI FLAG:** Tony Miliano

LANDOVER, MD. - Munchie Legaux hit Damon Julian for a 39-yard touchdown pass with 13 seconds to play, and Cincinnati beat Virginia Tech 27-24 Saturday.

Trailing by four after a Hokies touchdown, the Bearcats (3-0) took over at their own 15 with 1:43 to play and moved downfield in nine plays for the score, capping a seesaw fourth quarter that brought to life a sleepy game.

Cincinnati dominated in every way but the scoreboard, piling on the yards all game, and managed to finally escape with the win. Legaux completed 19 of 42 passes for a career-high 376 yards with three touchdowns and one interception. Kenbrell Thompkins also set career highs for Cincinnati with seven catches for 134 yards and a score.

The game was played at the Washington Redskins stadium, with Cincinnati giving up a home game for a chance to play in the vicinity of the nation's capital. Still, the Bearcats fans were an overwhelming minority compared to the Hokies' faithful, who had to travel half the distance of their counterparts.

The teams combined for 21 points in the fourth quarter after putting up just 20 in the first three. Michael Holmes spun into the end zone from 3 yards out with 8:37 to play to put Virginia Tech ahead 17-13, but Ralph David Abernathy IV's 76-yard catch-and-run score put the Bearcats back in front less than a minute later.

The Hokies then responded with Corey Fuller's 56-yard touchdown catch with 1:49 remaining.

The Bearcats run a spread offense, but they had more success with conventional drop-back pass plays. They took a 13-7 lead midway through the third quarter when Legaux, with plenty of time to throw, hit Thompkins wide open over the middle for a 29-yard touchdown.

Virginia Tech was outgained 165 to 72 - yet the Hokies had a just 7-6 lead to show for it. They didn't get a first down until Fuller's 15-yard reception with 5:17 to go in the half.

SCORE BY QUARTERS

	1	2	3	4	F
No. 25 Virginia Tech	0	7	0	17	- 24
Cincinnati	3	3	7	14	- 27

SCORING SUMMARY

QTR	TIME	TEAM	SCORING PLAY	DRIVE	TIME
1st	06:02	CIN	Miliano 20 yd field goal	13-74	5:46
2nd	08:25	CIN	Miliano 43 yd field goal	12-34	5:53
	02:41	VT	Thomas 5 yd run (Journell kick)	4-13	1:08
3rd	06:59	CIN	Thompkins 29 yd pass from Legaux (Miliano kick)	8-80	3:53
4th	14:56	VT	Journell 28 yd field goal	9-62	4:08
	08:37	VT	Holmes 3 yd run (Journell kick)	8-76	3:02
	07:51	CIN	Abernathy 76 yd pass from Legaux (Miliano kick)	2-75	0:46
	01:49	VT	Fuller 56 yd pass from Thomas (Journell kick)	6-93	2:43
	00:13	CIN	Julian 39 yd pass from Legaux (Miliano kick)	9-85	1:30

TEAM STATISTICS

	VT	UC
FIRST DOWNS	16	24
RUSHES-YARDS (NET)	34-160	32-103
PASSING YDS (NET)	242	392
Passes Att-Comp-Int	30-17-2	43-20-1
TOTAL OFF. PLAYS-YARDS	64-402	75-495
Fumble Returns-Yards	0-0	0-0
Punt Returns-Yards	3-3	4-24
Kickoff Returns-Yards	5-114	2-53
Interception Returns-Yards	1-0	2-2
Punts (Number-Avg)	7-45.9	5-44.6
Fumbles-Lost	2-1	2-1
Penalties-Yards	7-82	8-50
Possession Time	29:50	30:10
Third-Down Conversions	4 of 13	8 of 18
Fourth-Down Conversions	1 of 1	1 of 2
Red-Zone Scores-Chances	3-4	2-3
Sacks By: Number-Yards	1-8	1-9

INDIVIDUAL STATISTICS

RUSHING: Virginia Tech-Holmes, M 11-60; Roberts, D 5-51; Coleman, JC 7-32; Thomas, L 9-10; Scales, M 2-7. Cincinnati-WINN, George 17-76; LEGAUX, Munchie 11-27; MCCLUNG, A. 1-3; ABERNATHY, RD 3-minus 3.

PASSING: Virginia Tech-Thomas, L 17-30-2-242. Cincinnati-LEGAUX, Munchie 19-42-1-376; KAY, Brendon 1-1-0-16.

RECEIVING: Virginia Tech-Davis, M 5-101; Fuller, C 4-80; Coleman, JC 2-33; Martin, E 2-11; Malleck, R 2-6; Roberts, D 1-7; Holmes, M 1-4. Cincinnati-THOMPkins, K. 7-134; JULIAN, Damon 4-89; KELCE, Travis 2-47; MCCLUNG, A. 2-26; WINN, George 2-2; ABERNATHY, RD 1-76; MOUHON, S. 1-16; MILLIGAN, Danny 1-2.

GAME 4 • OCT. 6, 2012 • NIPPERT STADIUM • CINCINNATI, OHIO • ATT.: 35,097

**Miami (Ohio)****14****No. 23 Cincinnati****52****CAPTAINS:** Dan Giordano, Munchie Legaux, Walter Stewart, Kenbrell Thompkins • **CINCINNATI FLAG:** Colin Lozier

CINCINNATI - The No. 23 University of Cincinnati football team downed Miami University 52-14 in the 117th Battle for the Victory Bell at Nippert Stadium.

The crowd of 35,097 on hand for the Homecoming game marked the first sellout at Nippert Stadium since Nov. 27, 2009 when the fifth-ranked Bearcats topped Illinois 49-36.

The 52 points scored was the highest total of the season for the Bearcats and the most scored in the series since a 52-42 victory at Miami on Oct. 30, 1999.

UC (4-0) put up a season-high 290 rushing yards, led by senior George Winn with 131 yards on 16 carries and two touchdowns. Junior Munchie Legaux threw for 157 yards and two touchdowns.

Senior Danny Milligan and freshman Tion Green both scored their first career touchdowns for the Bearcats. Milligan's came by way of an 11-yard reception from Legaux in the first quarter for a 14-6 lead. Green closed the scoring in the fourth quarter with a 1-yard rush to give the Bearcats the 52-14 advantage.

Defensively, Cincinnati picked off three interceptions, including senior Camerron Cheatham's 68-yard touchdown return to open the scoring for the Bearcats. It was his second career interception return for a touchdown. Junior Deven Drane and senior Greg Blair also recorded interceptions for UC. The Bearcats also forced one Miami fumble when sophomore Camaron Beard stripped the ball from Jamire Westbrook. Junior Arryn Chenault recovered the ball for his first career fumble recovery.

The RedHawks drove the ball down the field on the first drive of the game, going 75 yards on seven plays. The touchdown was a 19-yard pass from Zac Dysert to Dawon Scott at the 11:31 mark to put Miami up 6-0. A bad snap forced a failure on the point after to keep the lead at six.

The Bearcats entered the half with a 24-14 lead and a 122 to 57 advantage in rushing yardage. Miami held a 203 to 80 advantage in passing yards and a 260 to 202 advantage in overall yards.

A 58-yard return on the opening kickoff of the second half by sophomore Ralph David Abernathy IV started a five play, 39-yard scoring drive for the Bearcats. The drive was capped by a 19-yard touchdown pass from Legaux to senior Travis Kelce to give UC a 31-14 lead. Kelce's touchdown reception was his first of the season and the third of his career.

SCORE BY QUARTERS

	1	2	3	4	F
Miami (Ohio)	6	8	0	0	- 14
No. 23 Cincinnati	14	10	21	7	- 52

SCORING SUMMARY

QTR	TIME	TEAM	SCORING PLAY	DRIVE	TIME
1st	11:31	MIAMI	Scott 19 yd pass from Dysert (Patterson rush failed)	7-75	3:29
	07:36	CIN	Cheatham 68 yd interception return (Miliano kick)		
	04:51	CIN	Milligan 11 yd pass from Legaux (Miliano kick)	2-15	0:29
2nd	11:56	CIN	Winn 6 yd run (Miliano kick)	10-57	4:48
	03:15	CIN	Miliano 24 yd field goal	11-92	4:19
	02:05	MIAMI	Harwell 10 yd pass from Dysert (Dysert rush)	6-75	1:10
3rd	12:45	CIN	Kelce 19 yd pass from Legaux (Miliano kick)	5-39	2:05
	06:57	CIN	Winn 3 yd run (Miliano kick)	10-62	4:55
	01:11	CIN	Legaux 1 yd run (Miliano kick)	7-51	2:57
4th	14:04	CIN	Green 2 yd run (Miliano kick)	3-13	1:27

TEAM STATISTICS

	MU	UC
FIRST DOWNS	21	24
RUSHES-YARDS (NET)	19-59	50-272
PASSING YDS (NET)	320	157
Passes Att-Comp-Int	53-27-3	23-13-0
TOTAL OFF. PLAYS-YARDS	72-379	73-429
Fumble Returns-Yards	0-0	0-0
Punt Returns-Yards	1-11	0-0
Kickoff Returns-Yards	2-40	2-75
Interception Returns-Yards	0-0	3-114
Punts (Number-Avg)	3-37.7	3-41.3
Fumbles-Lost	1-1	2-0
Penalties-Yards	8-57	9-84
Possession Time	26:59	33:01
Third-Down Conversions	5 of 14	8 of 13
Fourth-Down Conversions	1 of 4	0 of 0
Red-Zone Scores-Chances	2-4	7-8
Sacks By: Number-Yards	0-0	3-20

INDIVIDUAL STATISTICS

RUSHING: Miami (Ohio)-SCOTT, Dawan 1-22; WESTBROOK, J. 4-17; DYSERT, Zac 7-13; FINKLEA, Erik 2-4; TREADWELL, S. 1-3; WILLIAMS, R. 1-3; BOUCHER, Austin 3-minus 3. Cincinnati-WINN, George 16-128; GREEN, Tion 11-37; BUCKLEY, D. 4-32; ABERNATHY, RD 8-27; LEGAUX, Munchie 6-22; KAY, Brendon 2-18; LUALLAN, Jordan 2-8; POTEAT, Jameel 1-0.

PASSING: Miami (Ohio)-DYSERT, Zac 25-49-3-303; BOUCHER, Austin 2-4-0-17. Cincinnati-LEGAUX, Munchie 13-23-0-157.

RECEIVING: Miami (Ohio)-SWIFT, Luke 5-67; SCOTT, Dawan 5-60; HARWELL, Nick 5-40; CRUSE, Andy 4-60; WHITE, Dustin 3-34; MARCK, Steve 2-37; DAVID, Orlando 2-16; TREADWELL, S. 1-6. Cincinnati-MCCLUNG, A. 4-55; JULIAN, Damon 3-33; KELCE, Travis 2-27; ABERNATHY, RD 2-24; MILLIGAN, Danny 1-11; THOMPkins, K. 1-7.

2012 UNIVERSITY OF CINCINNATI FOOTBALL

GAME 5 • OCT. 13, 2012 • NIPPERT STADIUM • CINCINNATI, OHIO • ATT.: 26,317

GAME 6 • OCT. 20, 2012 • GLASS BOWL • TOLEDO, OHIO • ATT.: 24,124

**Fordham****17****No. 21/20 Cincinnati****49****No. 21/18 Cincinnati****23****Toledo****29****CAPTAINS:** Dan Giordano, Travis Kelce, Walter Stewart, George Winn • **CINCINNATI FLAG:** Adam Fearing**CAPTAINS:** Cammeron Cheatham, Dan Giordano, Travis Kelce Munchie Legaux • **CINCINNATI FLAG:** Solomon Tentman

CINCINNATI - Munchie Legaux passed for two scores and ran for another and 21st-ranked Cincinnati scored on every second-half possession to roll over Fordham, 49-17 on Saturday night.

Deven Drane scooted 76 yards for a touchdown after picking up a fumble and Legaux tossed a 78-yard scoring pass to Travis Kelce in the first half before the Bearcats methodically dominated on both sides of the ball with long, impressive drives in the second half.

The Bearcats (5-0) stayed perfect but the Rams (4-3), playing up a level from the Football Championship Subdivision, hung around for a half. The win was Cincinnati's 24th straight in nonconference games at Nippert Stadium and upped its overall winning streak to eight in a row.

After a sloppy first two quarters, the Bearcats came alive on offense. Legaux, Ralph David Abernathy IV and Jordan Luallen scored on runs to start the third quarter and the rout was on.

Legaux raced eight yards for the score on the Bearcats' first possession to start the second half. After the defense forced a punt, Cincinnati came right back down the field. This time Abernathy took a handoff from Legaux, slashed inside left tackle and sped down the middle of the field on a 36-yard scoring run for a 28-6 lead. Milligan's 42-yard punt return led to another quick score, with wide receiver Jordan Luallen taking the direct snap and skirting left end from 1 yard out to cap a five-play sprint to the end zone.

Milligan then caught a 29-yard touchdown pass from Legaux to swell the lead to 42-14 early in the fourth quarter. Brendon Kay also scored on a 1-yard keeper.

Cincinnati's defense held Fordham running back Carlton Koonce, averaging 135 yards rushing a game, to 72 on 22 carries.

In a weird start, the Rams ran off the first 22 offensive plays of the game - and still trailed 7-3.

Taking the opening kickoff, they moved quickly to a first down at the Cincinnati 17. But Higgins was sacked by defensive end Dan Giordano and the ball popped loose. Drane picked it up almost in stride and raced untouched down the field for the touchdown.

TOLEDO, Ohio - Bernard Reedy scored on a 91-yard kickoff return and Toledo beat No. 21/18 Cincinnati 29-23 on Saturday night, handing the Bearcats their first loss of the season.

Cincinnati's only lead came late in the third quarter, and it only lasted a few seconds. Reedy was barely touched as he scampered up the field to put the Rockets in front 26-20.

Toledo (6-1) also got five field goals from Jeremiah Detmer, the last one coming with 42 seconds left after the Rockets ate up seven minutes with a pivotal drive. The Rockets have won six straight an after opening loss at Arizona.

The Bearcats (5-1) had one last chance, Munchie Legaux's second interception of the game ended any hope for the Bearcats. Jermaine Robinson returned Legaux's first interception for a 75-yard touchdown in the first half.

UC's defense held the Rocket's potent offensive attack without an offensive touchdown and to 355 yards of total offense, a low for the Bearcats against an FBS team in 2012.

Legaux had 228 yards passing and 66 yards on the ground, but never seemed to get on track. His 25-yard touchdown pass to leaping receiver Damon Julian gave the Bearcats a short-lived 20-19 lead. Nothing went right for the Bearcats early on.

They fell behind 10-0 when Legaux floated a pass into the chest of Robinson, who ran down the sideline midway into the first quarter.

Cincinnati appeared set to build some momentum when Deven Drane recovered what was initially was ruled a Toledo fumble caused by Greg Blair inside its own 10-yard line, but the officials changed the call after looking at the replay.

Toledo punted just once in the first half and controlled the game early on, but a handful of long plays for the Bearcats brought them back.

Ralph David Abernathy IV's 52-yard run set up Legaux's 2-yard scoring plunge, cutting Toledo's lead to 13-7. Tony Miliano added a pair of field goals on the Bearcats' next two possessions to get them within three at the half.

Blair set a career and game high with 15 tackles.

SCORE BY QUARTERS

	1	2	3	4	F
Fordham	3	3	8	3	- 17
No. 21/20 Cincinnati	14	0	21	14	- 49

SCORING SUMMARY

QTR	TIME	TEAM	SCORING PLAY	DRIVE	TIME
1st	09:47	CIN	Drane 76 yd fumble recovery (Miliano kick)		
	04:42	FOR	Murray 46 yd field goal	10-47	5:05
	03:39	CIN	Kelce 78 yd pass from Legaux (Miliano kick)	2-75	1:03
2nd	00:43	FOR	Murray 55 yd field goal	4-0	1:01
3rd	10:55	CIN	Legaux 8 yd run (Miliano kick)	9-79	3:59
	07:53	CIN	Abernathy 36 yd run (Miliano kick)	5-81	1:38
	04:04	CIN	Luallen 1 yd run (Miliano kick)	5-26	2:02
	01:28	FOR	Wetzel 12 yd pass from Higgins (Halter pass from Higgins)	7-68	2:30
4th	12:48	CIN	Milligan 29 yd pass from Legaux (Miliano kick)	8-80	3:34
	06:40	FOR	Murray 38 yd field goal	13-54	6:08
	01:56	CIN	Kay 1 yd run (Miliano kick)	8-75	4:44

SCORE BY QUARTERS

	1	2	3	4	F
No. 21/18 Cincinnati	0	13	7	3	- 23
Toledo	10	6	10	3	- 29

SCORING SUMMARY

QTR	TIME	TEAM	SCORING PLAY	DRIVE	TIME
1st	11:23	TOLEDO	Detmer 43 yd field goal	7-29	2:24
	07:50	TOLEDO	Robinson 75 yd interception return (Detmer kick)		
2nd	14:09	TOLEDO	Detmer 42 yd field goal	10-62	3:13
	11:34	CIN	Legaux 2 yd run (Miliano kick)	6-75	2:35
	09:13	CIN	Miliano 40 yd field goal	6-22	1:15
	06:06	TOLEDO	Detmer 47 yd field goal	6-54	2:58
	02:20	CIN	Miliano 37 yd field goal	8-57	3:40
3rd	08:58	TOLEDO	Detmer 20 yd field goal	13-75	5:57
	02:08	CIN	Julian 25 yd pass from Legaux (Miliano kick)	4-70	1:25
	01:55	TOLEDO	Reedy 91 yd kickoff return (Detmer kick)		
4th	11:30	CIN	Miliano 41 yd field goal	7-44	1:56
	00:42	TOLEDO	Detmer 25 yd field goal	15-59	6:53

TEAM STATISTICS

	FOR	UC
FIRST DOWNS	18	19
RUSHES-YARDS (NET)	29-42	33-210
PASSING YDS (NET)	262	262
Passes Att-Comp-Int	42-31-0	24-15-0
TOTAL OFF. PLAYS-YARDS	71-304	57-472
Fumble Returns-Yards	0-0	1-76
Punt Returns-Yards	0-0	1-42
Kickoff Returns-Yards	3-84	2-41
Interception Returns-Yards	0-0	0-0
Punts (Number-Avg)	4-47.2	2-49.0
Fumbles-Lost	3-1	2-0
Penalties-Yards	3-38	5-55
Possession Time	36:06	23:54
Third-Down Conversions	6 of 17	7 of 11
Fourth-Down Conversions	2 of 2	0 of 0
Red-Zone Scores-Chances	2-3	3-3
Sacks By: Number-Yards	0-0	3-32

INDIVIDUAL STATISTICS

RUSHING: Fordham-Koonce, Carlton 22-72; Erenberg, Andre 3-9; Higgins, Ryan 4-minus 40; Talbert, Nick 0-1. Cincinnati-WINN, George 13-75; ABERNATHY, RD 5-51; KAY, Brendon 2-29; GREEN, Tion 3-28; POTEAT, Jameel 4-18; LEGAUX, Munchie 4-7; LUAllen, Jordan 2-2.

PASSING: Fordham-Higgins, Ryan 31-42-0-262. Cincinnati-LEGAUX, Munchie 15-24-0-262.

RECEIVING: Fordham-Wetzel, Brian 9-121; Light, Dan 8-53; Koonce, Carlton 8-16; Talbert, Nick 3-37; Wilson, Greg 3-35. Cincinnati-KELCE, Travis 3-101; THOMPkins, K. 3-27; ABERNATHY, RD 3-16; CHISUM, Alex 2-45; MILLIGAN, Danny 2-39; JULIAN, Damon 1-23; MOORE, Chris 1-11.

TEAM STATISTICS



	UC	UT
FIRST DOWNS	23	18
RUSHES-YARDS (NET)	35-251	43-229
PASSING YDS (NET)	227	126
Passes Att-Comp-Int	37-15-2	24-13-0
TOTAL OFF. PLAYS-YARDS	72-478	67-355
Fumble Returns-Yards	0-0	0-0
Punt Returns-Yards	0-0	3-38
Kickoff Returns-Yards	5-95	5-160
Interception Returns-Yards	0-0	2-117
Punts (Number-Avg)	5-41.6	4-44.2
Fumbles-Lost	0-0	2-1
Penalties-Yards	4-45	4-35
Possession Time	27:52	32:08
Third-Down Conversions	6 of 14	6 of 16
Fourth-Down Conversions	0 of 0	0 of 0
Red-Zone Scores-Chances	2-2	2-2
Sacks By: Number-Yards	3-19	0-0

INDIVIDUAL STATISTICS

RUSHING: Cincinnati-ABERNATHY, RD 9-98; WINN, George 16-86; LEGAUX, Munchie 9-66; LUAllen, Jordan 1-1. Toledo-FLUELLEN, David 25-161; OWENS, Terrance 14-50; McDOWELL, C. 2-21; TEAM 1-minus 1; REEDY, Bernard 1-minus 2.

PASSING: Cincinnati-LEGAUX, Munchie 15-36-2-227; KAY, Brendon 0-1-0-0. Toledo-OWENS, Terrance 13-24-0-126.

RECEIVING: Cincinnati-KELCE, Travis 3-64; THOMPkins, K. 2-38; JULIAN, Damon 2-36; CHISUM, Alex 2-35; MCCLUNG, A. 2-29; WINN, George 2-14; MOORE, Chris 1-12; ABERNATHY, RD 1-minus 1. Toledo-REEDY, Bernard 5-72; RUSSELL, Alonzo 4-38; MACON, Dwight 3-9; FLUELLEN, David 1-7.

2012 UNIVERSITY OF CINCINNATI FOOTBALL														
GAME 7 • OCT. 26, 2012 • PAPA JOHN'S CARDINAL STADIUM • LOUISVILLE, KY. • ATT.: 53,271							GAME 8 • NOV. 3, 2012 • NIPPERT STADIUM • CINCINNATI, OHIO • ATT.: 24,124							
	Cincinnati					OT	31		Syracuse			24		
	No. 16/14 Louisville								Cincinnati				35	
CAPTAINS: Maalik Bomar, Camerron Cheatham, Dan Giordano, Travis Kelce • CINCINNATI FLAG: Deyshawn Bond							CAPTAINS: Austen Bujnoch, Camerron Cheatham, Dan Giordano, George Winn • CINCINNATI FLAG: Corey Mason							
<p>LOUISVILLE, Ky. (AP) - John Wallace's kicked a 30-yard field goal in overtime to lead No. 16 Louisville to a 34-31 victory over Cincinnati.</p> <p>Cincinnati (5-2, 1-1 Big East) led 24-14 with 10:26 remaining in the third quarter, but needed a late touchdown pass by Munchie Legaux just to get to overtime.</p> <p>Louisville (8-0, 3-0) stopped a four-game slide in the series against Cincinnati and captured the Keg of Nails trophy that goes to the winner of the rivalry.</p> <p>Teddy Bridgewater connected with DeVante Parker for two terrific touchdowns after the Cardinals fell behind by 10 in the third.</p> <p>Parker's tying 30-yard grab in the fourth was initially ruled incomplete. He juggled the ball near the back of the end zone but brought it in with one foot inbounds, and it was changed to a touchdown after a replay review.</p> <p>Parker gave the Cardinals the lead with a 64-yard catch-and-run with 1:56 remaining, but the Bearcats tied it at 31 on Legaux's 26-yard pass to Damon Julian with just over a minute left.</p> <p>Bridgewater overcame a slow start and completed 24 of 41 passes for 416 yards and the pair of TD strikes to Parker, who had four catches for 120 yards. Legaux ran for a score but tossed three interceptions, including the costly mistake in overtime.</p> <p>George Winn rushed for 125 yards on 26 carries for the Bearcats, who led by 10 points twice but dropped their second consecutive game after a 5-0 start. Ralph David Abernathy had touchdown runs of 14 and 4 yards.</p> <p>Louisville grabbed a 7-3 lead on Jeremy Wright's 1-yard plunge but Cincinnati bounced back with Abernathy's first scoring run and Legaux's TD to build a 17-7 advantage with 8:05 left in the first half.</p> <p>The Cardinals responded with their best drive of the night, marching 80 yards down the field. Seniorise Perry's 8-yard touchdown run trimmed Cincinnati's lead to 17-14 at the break.</p> <p>It was a rough half for both quarterbacks. Bridgewater was just 9 of 22 for 154 yards and his fourth interception of the season, while Legaux was 4 of 15 for 54 with two INTs.</p> <p>Cincinnati began the second half with another impressive drive, going 73 yards in 10 plays for another 10-point cushion on Abernathy's 4-yard TD run.</p>							<p>CINCINNATI - Senior running back George Winn set career highs in rushing yards (165), attempts (30) and total touchdowns (4) to lead the University of Cincinnati football team to a 35-24 win over Syracuse University at Nippert Stadium.</p> <p>Cincinnati outscored SU 21-7 in the second half and received contributions from three quarterbacks to notch its second BIG EAST Conference win of the season in a game that featured six lead changes.</p> <p>Senior quarterback Brendon Kay came off the bench in the third quarter in relief of junior Munchie Legaux and led the Bearcats to two straight touchdown drives. Kay would finish the game 3 for 3 passing for 32 yards and his first-career touchdown. Legaux went 11 of 22 for 124 passing yards, while adding 39 rushing yards on six carries, and redshirt junior Jordan Luallen totaled 32 rushing yards and 14 through the air.</p> <p>With Syracuse leading 24-21 midway through the third quarter, UC senior defensive back Chris Williams blitzed off the right edge and sacked SU quarterback Ryan Nassib from behind, forcing a fumble that was recovered by senior defensive lineman Dan Giordano at the SU 15-yard line.</p> <p>Three plays later on third-and-eight, Kay rolled to his right before throwing a cross-field pass to senior tight end Travis Kelce on the left side. With two blockers and just one defender in front of him, Kelce trotted into the end zone for Kay's first career touchdown pass and a 28-24 UC lead. Kelce ended the day with career highs in receptions (4) and touchdowns (2) for a team-best 77 yards.</p> <p>The Bearcats pulled away 35-24 on their next possession. Winn accounted for all 42 yards of the four-play drive, which included back-to-back 18-yard rushes, before he ran it in from two yards out for his third rushing TD of the game with 14:22 to go in fourth.</p> <p>Cincinnati scored 1:47 into the game after Winn punched in a five-yard touchdown run. The four-play scoring drive was set up by Bearcats freshman Deionte Buckley, who forced SU sophomore Jeremiah Kobena to fumble the opening kickoff, which was recovered by UC freshman Jeremy Graves at the Orange 28-yard line.</p> <p>With the Bearcats facing a fourth-and-two to begin the second quarter, Winn took the handoff and threw a 37-yard jump pass to Kelce to put UC ahead 14-10 at the 14:53 mark. It was the first-career touchdown pass for Winn.</p>							
SCORE BY QUARTERS							SCORE BY QUARTERS							
Cincinnati	10	7	7	7	0	-	31	Syracuse	10	7	7	0	-	24
No. 16/14 Louisville	7	7	3	14	3	-	34	Cincinnati	7	7	14	7	-	35
SCORING SUMMARY							SCORING SUMMARY							
QTR	TIME	TEAM	SCORING PLAY		DRIVE	TIME	QTR	TIME	TEAM	SCORING PLAY		DRIVE	TIME	
1st	11:24	CIN	Miliano 47 yd field goal		7-17	2:36	1st	13:13	CIN	Winn 5 yd run (Miliano kick)		4-28	1:39	
	08:42	LOU	Wright 1 yd run (Wallace kick)		6-75	2:42		03:46	SYR	Nassib 1 yd run (Krautman kick)		4-11	1:00	
	01:24	CIN	Abernathy 14 yd run (Miliano kick)		9-67	3:50		01:45	SYR	Krautman 24 yd field goal		9-38	1:53	
2nd	08:05	CIN	Legaux 4 yd run (Miliano kick)		4-19	1:50	2nd	14:53	CIN	Kelce 37 yd pass from Winn (Miliano kick)		6-73	1:46	
	02:38	LOU	Perry 8 yd run (Wallace kick)		13-80	5:27		05:22	SYR	Lemon 14 yd pass from Nassib (Krautman kick)		10-89	3:06	
3rd	10:26	CIN	Abernathy 4 yd run (Miliano kick)		10-73	4:34	3rd	10:53	CIN	Winn 1 yd run (Miliano kick)		12-75	4:07	
	03:27	LOU	Wallace 26 yd field goal		14-66	6:59		06:39	SYR	Smith 1 yd run (Krautman kick)		11-75	4:14	
4th	11:10	LOU	Parker 30 yd pass from Bridgewater (Wallace kick)		4-93	1:46	4th	02:03	CIN	Kelce 13 yd pass from Kay (Miliano kick)		3-15	1:35	
	01:56	LOU	Parker 64 yd pass from Bridgewater (Wallace kick)		2-71	0:39		14:22	CIN	Winn 2 yd run (Miliano kick)		4-47	1:04	
	01:03	CIN	Julian 26 yd pass from Legaux (Miliano kick)		3-59	0:53								
OT	15:00	LOU	Wallace 30 yd field goal		6-12	0:00								
TEAM STATISTICS							TEAM STATISTICS							
FIRST DOWNS	20	24	INDIVIDUAL STATISTICS				FIRST DOWNS	24	23	INDIVIDUAL STATISTICS				
RUSHES-YARDS (NET)	41-196	37-108	RUSHING: Cincinnati-WINN, George 26-125; ABERNATHY, RD 10-39; LEGAUX, Munchie 5-32. Louisville-WRIGHT, Jeremy 18-74; PERRY, Seniorise 13-36; BRIDGEWATER, T. 6-minus 2.				RUSHES-YARDS (NET)	41-193	53-263	RUSHING: Syracuse-SMITH, Jerome 21-116; GULLEY, P-T 13-61; BROYLD, Ashton 2-10; NASSIB, Ryan 5-6. Cincinnati-WINN, George 30-165; LEGAUX, Munchie 6-39; LUAllen, Jordan 6-32; KAY, Brendon 3-18; ABERNATHY, RD 6-17; POTEAT, Jameel 1-minus 2; TEAM 1-minus 6.				
PASSING YDS (NET)	157	416	PASSING: Cincinnati-LEGAUX, Munchie 13-28-3-157. Louisville-BRIDGEWATER, T. 24-41-1-416.				PASSING YDS (NET)	286	207	PASSING: Syracuse-NASSIB, Ryan 23-47-0-286. Cincinnati-LEGAUX, Munchie 11-22-1-124; KAY, Brendon 3-3-0-32; LUAllen, Jordan 1-1-0-14; WINN, George 1-1-0-37.				
Passes Att-Comp-Int	28-13-3	41-24-1	RECEIVING: Cincinnati-JULIAN, Damon 4-52; THOMPkins, K. 3-46; KELCE, Travis 2-22; MILLIGAN, Danny 1-31; ABERNATHY, RD 1-5; MCCLUNG, A. 1-2; WINN, George 1-minus 1. Louisville-COPELAND, D. 5-96; PARKER, DeVante 4-120; ROGERS, Eli 4-39; PERRY, Seniorise 3-21; SMITH, Andrell 2-63; WRIGHT, Jeremy 2-22; GAINES, Charles 2-9; RADCLIFF, Scott 1-30; HUBBELL, Ryan 1-16.				Passes Att-Comp-Int	47-23-0	27-16-1	RECEIVING: Syracuse-LEMON, Alec 7-101; WALES, Beckett 7-87; SALES, Marcus 4-52; WEST, Jarrod 3-40; SMITH, Jerome 1-3; GULLEY, P-T 1-3. Cincinnati-MCCLUNG, A. 5-75; KELCE, Travis 4-77; ABERNATHY, RD 4-30; THOMPkins, K. 2-16; WINN, George 1-9.				
TOTAL OFF. PLAYS-YARDS	69-353	78-524					TOTAL OFF. PLAYS-YARDS	88-479	80-470					
Fumble Returns-Yards	0-0	0-0					Fumble Returns-Yards	0-0	0-0					
Punt Returns-Yards	1-15	2--2					Punt Returns-Yards	4-13	3-19					
Kickoff Returns-Yards	5-160	4-82					Kickoff Returns-Yards	1-28	3-77					
Interception Returns-Yards	1-0	3-13					Interception Returns-Yards	1-0	0-0					
Punts (Number-Avg)	5-38.2	5-37.6					Punts (Number-Avg)	6-34.8	6-41.5					
Fumbles-Lost	1-0	1-0					Fumbles-Lost	2-2	4-2					
Penalties-Yards	6-59	6-65					Penalties-Yards	12-104	8-90					
Possession Time	30:31	29:29					Possession Time	26:15	33:45					
Third-Down Conversions	5 of 15	7 of 17					Third-Down Conversions	9 of 21	7 of 15					
Fourth-Down Conversions	0 of 0	1 of 2					Fourth-Down Conversions	1 of 2	1 of 1					
Red-Zone Scores-Chances	3-3	4-4					Red-Zone Scores-Chances	4-5	4-5					
Sacks By: Number-Yards	3-14	1-4					Sacks By: Number-Yards	1-1	1-6					



34

10

Senior quarterback Brendon Kay, making his first career start for the Bearcats (7-2, 3-1), was an efficient 13-for-21 for 244 yards, including a pair of touchdown passes of 75 and 65 yards. But Kay did a little of everything, rushing for 71 yards on seven carries and also making a 5-yard reception, when he caught his own deflected pass.

Temple (3-6, 2-4), in its first BIG EAST season, lost for the fourth straight time.

Kay didn't turn the ball over in directing the Bearcats on scoring drives of 74, 75, 80, 94 and 71 yards. UC's final drive of the game, which lasted 13 plays and ate 7:05 off the clock was the team's longest of the season and was capped by a 23 field goal from Tony Milliano who also connected on a 22-yard kick just before the half.

Winn finished the game with 83 yards on 20 carries, his 10th-straight game gaining 75 or more yards, dating back to the 2011 AutoZone Liberty Bowl.

Temple starting quarterback Chris Coyer was replaced by Clinton Granger in the second half. Granger promptly guided the Owls to their only touchdown, ending an eight-play, 75-yard scoring drive with a 4-yard touchdown pass to Cody Booth with 8:55 left in the third quarter.



10

3

The game was a 60-minute defensive struggle for the Bearcats, as they were unable to put points on the scoreboard until 11 seconds left in the fourth quarter when Tony Miliano kicked a 36-yard field goal to make the score 10-3.

Greg Blair led the way with a game-high 12 tackles, while defensive backs Cameron Cheatham and Dominique Battle each picked off Rutgers QB Gary Nova, who finished the day 11-19 passing for 186 yards and one touchdown.

The Scarlet Knights took a 7-0 lead with 6:13 remaining in the second quarter when Nova connected with Mark Harrison for a 71-yard touchdown pass that capped a five-play, 97-yard drive

The Bearcats missed another scoring opportunity on their opening drive of the second half. Facing a fourth-and-one on the Rutgers 7-yard line, Winn was dropped for a one-yard loss.

2012 UNIVERSITY OF CINCINNATI FOOTBALL																																																																																																																
GAME 11 • NOV. 23, 2012 • NIPPERT STADIUM • CINCINNATI, OHIO • ATT.: 21,171						GAME 12 • DEC. 1, 2012 • RENTSCHLER FIELD • E. HARTFORD, CONN. • ATT.: 33,112																																																																																																										
	USF				10			Cincinnati			34																																																																																																					
	Cincinnati				27			Connecticut			17																																																																																																					
CAPTAINS: Cameron Cheatham, Dan Giordano, Travis Kelce, Walter Stewart • CINCINNATI FLAG: Maalik Bomar						CAPTAINS: Cameron Cheatham, Dan Giordano, Travis Kelce and George Winn • CINCINNATI FLAG: Austen Bujnoch																																																																																																										
<p>CINCINNATI - The University of Cincinnati football team defeated South Florida 27-10 on Senior Day at Nippert Stadium, keeping alive the program's goal of a fourth 10-win season in five years.</p> <p>UC (8-3, 4-2 BIG EAST) RB George Winn rushed for 119 yards on 21 carries with two touchdowns, while QB Brendon Kay passed for 178 yards and one TD while adding 52 yards and a score on the ground.</p> <p>Travis Kelce produced a career-high seven receptions for 58 yards and a touchdown to lead the Bearcats offensive attack. Kelce now has 507 receiving yards on the season, which surpassed Joe Koynock's 1990 mark of 496 yard for the UC all-time single-season leader for a tight end.</p> <p>Defensively, LB Greg Blair recorded a game-high 14 total tackles, while DL Dan Giordano and John Williams added seven and six stops, respectively, to lead the Bearcats defense.</p> <p>Winn scored his second touchdown with 12:12 left in the game when he muscled his way to the end zone on a 4-yard rush that capped a six-play, 66-yard drive and gave Cincinnati a 27-3 lead.</p> <p>USF (3-8, 1-5 BIG EAST) reached the 10-point plateau at the 7:19 mark in the fourth quarter when senior running back Demetrius Murray scampered in the end zone from five yards out.</p> <p>UC took a 13-point lead into halftime after outgaining USF 188-95, including a 101-48 advantage in rushing yardage.</p> <p>The Bearcats defense set up the first points of the game when Giordano recovered Murray's unforced fumble at the USF 17-yard line at the 7:24 mark of the first quarter. Two players later, Kay rushed 18 yards to the left pile-on for the touchdown and a 7-0 UC lead.</p> <p>Cincinnati took a double-digit lead with 2:58 remaining in the second quarter after completing an 11-play, 81-yard drive when Kay threw a 3-yard touchdown strike to Kelce, who was wide open in the back of the end zone. A missed point-after attempt by Tony Miliano made the score 13-0 Bearcats.</p> <p>USF produced its first points of the game on its opening drive of the second half. Starting on their own 27-yardline, the Bulls move the ball 65 yards in the nine plays before place kicker Maikon Bonani made a 25-yard field goal, which cut Cincinnati's lead to 13-3 with 8:01 left in the third quarter.</p> <p>On UC's third possession of the second half, a 48-yard pass from Kay to senior receiver Kenbrell Thompkins preceded a 3-yard touchdown run by Winn that gave the Bearcats a 20-3 lead at the 3:06 mark of the third quarter.</p>						<p>E. HARTFORD, Conn. - Brendon Kay threw two touchdown passes to Travis Kelce, and caught one from the big tight end on a trick play as Cincinnati beat Connecticut 34-17 on Saturday to earn UC's fourth BIG EAST Conference Championship in five years.</p> <p>UC (9-3) was part of a four-way split for the league title, along with Louisville, Rutgers and Syracuse, all of which ended the season with 5-2 conference records. Cincinnati's two conference losses came to the Cardinals and Scarlet Knights and the Bearcats were not in the running for the conference's Bowl Championship Series bowl berth.</p> <p>Kelce caught five balls for 69 yards and the two scores. Kay completed 19 of his 29 passes for 245 yards and the two scores.</p> <p>Chandler Whitmer threw for 264 yards and a touchdown for UConn (5-7, 2-5), before leaving the game with a head injury in the third quarter.</p> <p>Kay hit Kelce for a 25-yard touchdown on the Bearcats' opening drive, one of three passes of at least 25 yards during the six-play, 76-yard march.</p> <p>Kelce returned the favor in the second quarter. An interception return by Chris Williams set the Bearcats up on the UConn 39. On first down, Kelce took a backward screen pass from Kay and threw the ball back across the field to his quarterback, who ran down the right side for a touchdown that made it 14-0.</p> <p>Kay found Kelce from 21-yards out on the opening drive of the second half to give the Bearcats a 21-10 lead. Kelce and Kay came into the program together as quarterbacks.</p> <p>Whitmer started for UConn despite being knocked out of last week's win over Louisville with a head injury. He left this game in the third quarter after taking a shot from Greg Blair on a trick play and hitting his head on the turf.</p> <p>A bad pass by backup QB Johnny McEntee that was intercepted by Drane set up another Bearcats touchdown, a 4-yard run by George Winn, his 12th touchdown this season. That came after Tony Miliano had made it a seven-point game, hitting a 38-yard field goal with 12 minutes left. His 42-yarder with 6 minutes left put a bow on the game.</p>																																																																																																										
SCORE BY QUARTERS						SCORE BY QUARTERS																																																																																																										
USF						Cincinnati																																																																																																										
Cincinnati						Connecticut																																																																																																										
SCORING SUMMARY						SCORING SUMMARY																																																																																																										
<table><tr><th>QTR</th><th>TIME</th><th>TEAM</th><th>SCORING PLAY</th><th>DRIVE</th><th>TIME</th></tr><tr><td>1st</td><td>06:50</td><td>CIN</td><td>Kay 18 yd run (Miliano kick)</td><td>2-19</td><td>0:34</td></tr><tr><td>2nd</td><td>02:58</td><td>CIN</td><td>Kelce 3 yd pass from Kay (Miliano kick failed)</td><td>11-81</td><td>3:50</td></tr><tr><td>3rd</td><td>08:01</td><td>USF</td><td>Bonani 25 yd field goal</td><td>10-65</td><td>4:56</td></tr><tr><td></td><td>03:06</td><td>CIN</td><td>Winn 3 yd run (Miliano kick)</td><td>2-51</td><td>0:30</td></tr><tr><td>4th</td><td>12:12</td><td>CIN</td><td>Winn 4 yd run (Miliano kick)</td><td>6-66</td><td>2:39</td></tr><tr><td></td><td>07:19</td><td>USF</td><td>Murray 5 yd run (Bonani kick)</td><td>12-73</td><td>4:46</td></tr></table>						QTR	TIME	TEAM	SCORING PLAY	DRIVE	TIME	1st	06:50	CIN	Kay 18 yd run (Miliano kick)	2-19	0:34	2nd	02:58	CIN	Kelce 3 yd pass from Kay (Miliano kick failed)	11-81	3:50	3rd	08:01	USF	Bonani 25 yd field goal	10-65	4:56		03:06	CIN	Winn 3 yd run (Miliano kick)	2-51	0:30	4th	12:12	CIN	Winn 4 yd run (Miliano kick)	6-66	2:39		07:19	USF	Murray 5 yd run (Bonani kick)	12-73	4:46	<table><tr><th>QTR</th><th>TIME</th><th>TEAM</th><th>SCORING PLAY</th><th>DRIVE</th><th>TIME</th></tr><tr><td>1st</td><td>11:33</td><td>CIN</td><td>Kelce 25 yd pass from Kay (Miliano kick)</td><td>6-76</td><td>2:03</td></tr><tr><td>2nd</td><td>11:20</td><td>CIN</td><td>Kay 39 yd pass from Kelce (Miliano kick)</td><td>1-39</td><td>0:11</td></tr><tr><td></td><td>06:43</td><td>UConn</td><td>Puyol 40 yd field goal</td><td>5-53</td><td>1:11</td></tr><tr><td></td><td>05:23</td><td>UConn</td><td>Griffin 74 yd pass from Whitmer (Puyol kick)</td><td>1-74</td><td>0:13</td></tr><tr><td>3rd</td><td>11:24</td><td>CIN</td><td>Kelce 21 yd pass from Kay (Miliano kick)</td><td>7-65</td><td>3:36</td></tr><tr><td></td><td>00:17</td><td>UConn</td><td>McCombs 1 yd run (Puyol kick)</td><td>15-69</td><td>7:01</td></tr><tr><td>4th</td><td>12:04</td><td>CIN</td><td>Miliano 38 yd field goal</td><td>8-51</td><td>3:13</td></tr><tr><td></td><td>10:52</td><td>CIN</td><td>Winn 4 yd run (Miliano kick)</td><td>1-4</td><td>0:09</td></tr><tr><td></td><td>06:03</td><td>CIN</td><td>Miliano 42 yd field goal</td><td>8-40</td><td>4:16</td></tr></table>					QTR	TIME	TEAM	SCORING PLAY	DRIVE	TIME	1st	11:33	CIN	Kelce 25 yd pass from Kay (Miliano kick)	6-76	2:03	2nd	11:20	CIN	Kay 39 yd pass from Kelce (Miliano kick)	1-39	0:11		06:43	UConn	Puyol 40 yd field goal	5-53	1:11		05:23	UConn	Griffin 74 yd pass from Whitmer (Puyol kick)	1-74	0:13	3rd	11:24	CIN	Kelce 21 yd pass from Kay (Miliano kick)	7-65	3:36		00:17	UConn	McCombs 1 yd run (Puyol kick)	15-69	7:01	4th	12:04	CIN	Miliano 38 yd field goal	8-51	3:13		10:52	CIN	Winn 4 yd run (Miliano kick)	1-4	0:09		06:03	CIN	Miliano 42 yd field goal	8-40	4:16
QTR	TIME	TEAM	SCORING PLAY	DRIVE	TIME																																																																																																											
1st	06:50	CIN	Kay 18 yd run (Miliano kick)	2-19	0:34																																																																																																											
2nd	02:58	CIN	Kelce 3 yd pass from Kay (Miliano kick failed)	11-81	3:50																																																																																																											
3rd	08:01	USF	Bonani 25 yd field goal	10-65	4:56																																																																																																											
	03:06	CIN	Winn 3 yd run (Miliano kick)	2-51	0:30																																																																																																											
4th	12:12	CIN	Winn 4 yd run (Miliano kick)	6-66	2:39																																																																																																											
	07:19	USF	Murray 5 yd run (Bonani kick)	12-73	4:46																																																																																																											
QTR	TIME	TEAM	SCORING PLAY	DRIVE	TIME																																																																																																											
1st	11:33	CIN	Kelce 25 yd pass from Kay (Miliano kick)	6-76	2:03																																																																																																											
2nd	11:20	CIN	Kay 39 yd pass from Kelce (Miliano kick)	1-39	0:11																																																																																																											
	06:43	UConn	Puyol 40 yd field goal	5-53	1:11																																																																																																											
	05:23	UConn	Griffin 74 yd pass from Whitmer (Puyol kick)	1-74	0:13																																																																																																											
3rd	11:24	CIN	Kelce 21 yd pass from Kay (Miliano kick)	7-65	3:36																																																																																																											
	00:17	UConn	McCombs 1 yd run (Puyol kick)	15-69	7:01																																																																																																											
4th	12:04	CIN	Miliano 38 yd field goal	8-51	3:13																																																																																																											
	10:52	CIN	Winn 4 yd run (Miliano kick)	1-4	0:09																																																																																																											
	06:03	CIN	Miliano 42 yd field goal	8-40	4:16																																																																																																											
TEAM STATISTICS						TEAM STATISTICS			TEAM STATISTICS		INDIVIDUAL STATISTICS																																																																																																					
FIRST DOWNS						FIRST DOWNS			FIRST DOWNS		RUSHING: Cincinnati-WINN, George 22-70; ABERNATHY, RD 2-7; POTEAT, Jameel 4-0; KAY, Brendon 3-minus 2; LUALLEN, Jordan 1-minus 3. Connecticut-McCOMBS, Lyle 21-60; McCUMMINGS, Sc. 2-4; WILLIAMS, Nick 1-3; WHITMER, Chan. 5-minus 31.																																																																																																					
RUSHES-YARDS (NET)						RUSHES-YARDS (NET)			RUSHES-YARDS (NET)		PASSING: Cincinnati-KAY, Brendon 19-29-0-245; KELCE, Travis 1-1-0-39. Connecticut-WHITMER, Chan. 16-31-1-264; McENTEE, Johnny 7-16-2-73.																																																																																																					
PASSING YDS (NET)						PASSING YDS (NET)			PASSING YDS (NET)		RECEIVING: Cincinnati-McCLUNG, A. 6-70; KELCE, Travis 5-69; WINN, George 3-55; THOMPkins, K. 2-11; KAY, Brendon 1-39; JULIAN, Damon 1-26; CHISUM, Alex 1-11; ABERNATHY, RD 1-3. Connecticut-PHILLIPS, Shak. 7-93; DAVIS, Jeremy 5-46; GRIFFIN, Ryan 3-85; SMITH, Michael 3-54; WILLIAMS, Nick 2-38; McCOMBS, Lyle 2-18; DELAHUNT, John 1-3.																																																																																																					
Passes Att-Comp-Int						Passes Att-Comp-Int			Passes Att-Comp-Int																																																																																																							
TOTAL OFF. PLAYS-YARDS						TOTAL OFF. PLAYS-YARDS			TOTAL OFF. PLAYS-YARDS																																																																																																							
Fumble Returns-Yards						Fumble Returns-Yards			Fumble Returns-Yards																																																																																																							
Punt Returns-Yards						Punt Returns-Yards			Punt Returns-Yards																																																																																																							
Kickoff Returns-Yards						Kickoff Returns-Yards			Kickoff Returns-Yards																																																																																																							
Interception Returns-Yards						Interception Returns-Yards			Interception Returns-Yards																																																																																																							
Punts (Number-Avg)						Punts (Number-Avg)			Punts (Number-Avg)																																																																																																							
Fumbles-Lost						Fumbles-Lost			Fumbles-Lost																																																																																																							
Penalties-Yards						Penalties-Yards			Penalties-Yards																																																																																																							
Possession Time						Possession Time			Possession Time																																																																																																							
Third-Down Conversions						Third-Down Conversions			Third-Down Conversions																																																																																																							
Fourth-Down Conversions						Fourth-Down Conversions			Fourth-Down Conversions																																																																																																							
Red-Zone Scores-Chances						Red-Zone Scores-Chances			Red-Zone Scores-Chances																																																																																																							
Sacks By: Number-Yards						Sacks By: Number-Yards			Sacks By: Number-Yards																																																																																																							
USF						UC			UConn																																																																																																							
22						18			19																																																																																																							
40-194						32-72			29-36																																																																																																							
178						284			337																																																																																																							
27-17-0						30-20-0			47-23-3																																																																																																							
67-372						62-356			76-373																																																																																																							
0-0						0-0			0-0																																																																																																							
0-0						4--2			1-0																																																																																																							
2-42						3-75			6-120																																																																																																							
0-0						3-78			0-0																																																																																																							
7-42.9						6-40.3			6-37.7																																																																																																							
0-0						2-1			0-0																																																																																																							
4-50						7-56			9-79																																																																																																							
28:46						30:39			29:21																																																																																																							
5 of 13						5 of 14			6 of 17																																																																																																							
0 of 0						0 of 1			0 of 2																																																																																																							
4-4						1-2			1-1																																																																																																							
4-25						4-36			1-7																																																																																																							
INDIVIDUAL STATISTICS						INDIVIDUAL STATISTICS																																																																																																										
RUSHING: USF-MURRAY, Demetri 19-68; SHAW, Marcus 10-60; FLOYD, Matt 8-7; MITCHELL, Terre 1-minus 5. Cincinnati-WINN, George 21-119; KAY, Brendon 7-48; ABERNATHY, RD 6-18; POTEAT, Jameel 3-5; FEARING, Adam 3-4.						RUSHING: Cincinnati-WINN, George 22-70; ABERNATHY, RD 2-7; POTEAT, Jameel 4-0; KAY, Brendon 3-minus 2; LUALLEN, Jordan 1-minus 3. Connecticut-McCOMBS, Lyle 21-60; McCUMMINGS, Sc. 2-4; WILLIAMS, Nick 1-3; WHITMER, Chan. 5-minus 31.																																																																																																										
PASSING: USF-FLOYD, Matt 21-39-0-176. Cincinnati-KAY, Brendon 17-27-0-178.						PASSING: Cincinnati-KAY, Brendon 19-29-0-245; KELCE, Travis 1-1-0-39. Connecticut-WHITMER, Chan. 16-31-1-264; McENTEE, Johnny 7-16-2-73.																																																																																																										
RECEIVING: USF-DAVIS, Andre 5-40; PRICE, Sean 5-29; MARC, Victor 4-40; WELCH, Deonte 4-35; MURRAY, Demetri 1-18; MONTGOMERY, D 1-9; HAWKINS, Jeff 1-5. Cincinnati-KELCE, Travis 7-58; THOMPkins, K. 3-57; JULIAN, Damon 3-22; WINN, George 2-7; MCCLUNG, A. 1-26; CHISUM, Alex 1-8.						RECEIVING: Cincinnati-McCLUNG, A. 6-70; KELCE, Travis 5-69; WINN, George 3-55; THOMPkins, K. 2-11; KAY, Brendon 1-39; JULIAN, Damon 1-26; CHISUM, Alex 1-11; ABERNATHY, RD 1-3. Connecticut-PHILLIPS, Shak. 7-93; DAVIS, Jeremy 5-46; GRIFFIN, Ryan 3-85; SMITH, Michael 3-54; WILLIAMS, Nick 2-38; McCOMBS, Lyle 2-18; DELAHUNT, John 1-3.																																																																																																										

SINGLE-GAME RECORDS

SINGLE-GAME TEAM OFFENSE

Most Points	124 vs. Transylvania (1912)
Most Touchdowns	14 vs. Transylvania (1912)
Most Rushing Attempts	83 vs. Louisiana-Monroe (1977)
Most Rushing Yards	464 vs. Case-Western Reserve (1953) 464 vs. Virginia Military Institute (1953)
Most Rushing Touchdowns	14 vs. Transylvania (1912)
Most Passing Attempts	61 vs. USF (2010)
Most Passes Completed	36 vs. Ohio (1968)
Most Passing Yards	584 vs. Ohio (1968)
Most Interceptions Thrown	6 vs. Xavier (1972)
Most Touchdown Passes	6 vs. Illinois (2009)
Most Offensive Plays	99 vs. Miami (OH) (1996)
Most Yards Total Offense	711 vs. Connecticut (2009)
Most First Downs	36 vs. Ohio (1968)
Most Fumbles	15 vs. Louisville (1970)
Most Fumbles Lost	7 vs. Virginia Military Institute (1951)
Most Turnovers	9 vs. Xavier (1955) 9 vs. Hardin-Simmons (1955) 9 vs. Virginia Military Institute (1951)
Most Penalties	18 vs. Kansas State (1951)
Most Penalty Yards	176 vs. Louisville (1968)
Most Punts	13 vs. Pittsburgh (1981) 13 vs. Mississippi State (1948)
Most Punting Yards	510 vs. Louisville (1996)
Most Punt Return Yards	177 vs. Ohio (1949)
Most Kickoff Return Yards	295 vs. Memphis (1971)
Fewest Rushing Attempts	15 vs. Illinois (2009)
Fewest Rushing Yards	-23 vs. Rutgers (2005)
Fewest Passes Completed	0 vs. Dayton (1970)
Fewest Passing Yards	0 vs. Dayton (1970)
Fewest Yards Total Offense	46 vs. North Texas State (1959)
Fewest First Downs	3 vs. West Virginia (1989)
Fewest Penalties	1 vs. Rutgers (1994) 1 vs. Louisville (1966) 1 vs. Memphis (1966) 1 vs. Army (1963) 1 vs. Hawai'i (1954)
Fewest Yards Penalized	4 vs. Memphis (1966)
Fewest Punts	0 vs. Miami (OH) (2008) 0 vs. Memphis (1998) 0 vs. Miami (OH) (1954)

SINGLE-GAME TEAM DEFENSE

Fewest Rushing Attempts Allowed	17 vs. Dayton (1961)
Fewest Rushing Yards Allowed	-46 vs. Kansas (1997)
Fewest Passing Attempts	1 vs. Boston College (1964)
Fewest Pass Completions Allowed	0 vs. Louisville (1974) 0 vs. Ohio (1973) 0 vs. Boston College (1964) 0 vs. Indiana (1963) 0 vs. Ohio (1949) -1 vs. Xavier (1971)
Fewest Passing Yards Allowed	-1 vs. Xavier (1971)
Fewest Yards Total Offense Allowed	18 vs. Louisiana-Lafayette (1973)
Most Points Allowed	81 vs. Penn State (1991)
Most Rushing Attempts Allowed	86 vs. West Virginia (1969)
Most Rushing Yards Allowed	539 vs. Northern Illinois (1989)
Most Passing Attempts Allowed	67 vs. Louisville (1997)
Most Pass Completions Allowed	37 vs. East Carolina (1997)
Most Passing Yards Allowed	482 vs. Florida (2010)
Most Yards Total Defense Allowed	742 vs. Louisville (1998)
Most Passes Intercepted	7 vs. Kansas State (1951)
Most Interception Return Yards	162 vs. Dayton (1956)
Most Turnovers Forced	8 vs. Rice (1974)

SINGLE-GAME INDIVIDUAL OFFENSE

Rushing Attempts	45 by Steve Cowan vs. Ohio (1970)
Rushing Yards	306 by Bob Hynes vs. Case Western Reserve (1923)
Yards Per Rush	17.0 by Richard Hall vs. Miami (OH) (14 carries, 238 yards) (2004)
Rushing Touchdowns	6 by Ike Stewart vs. Transylvania (1912) 6 by Bob Heuck vs. Transylvania (1912)
Passing Attempts	59 by Deontey Kenner vs. Southern Miss (1999)
Passing Completions	35 by Deontey Kenner vs. Southern Miss (1999) 35 by Greg Cook vs. Ohio (1968)
Passing Yards	554 by Greg Cook vs. Ohio (1968)
Passing Touchdowns	6 by Tony Pike vs. Illinois (2009)
Interceptions Thrown	6 by Mike Shoemaker vs. Xavier (1972)
Receptions	13 by Tom Rossley vs. Wichita State (1968) 13 by Jon Olinger vs. Miami (OH) (2002)
Receiving Yards	254 by Tom Rossley vs. Louisville (1968)
Yards Per Reception	23.6 by Jim O'Brien vs. Ohio (9 receptions, 212 yards) (1968)
Receiving Touchdowns	3 by six players, last by Armon Binns at Louisville (2010)
All-Purpose Yards (Rsh., Rec. and Ret.)	381 by Mardy Gilyard at Pittsburgh (2009)
Total Yards	555 by Zach Collaros vs. Connecticut (2009)
Total Points	51 by Ike Stewart vs. Transylvania (1912)
Touchdowns	8 by Ike Stewart vs. Transylvania (1912)
Extra Points Made	12 by Alonzo Weiss vs. Transylvania (1912)
Field Goals Made	4 by nine players, last by Tony Miliano at Pittsburgh (2011)
Punts	13 by Phil Peckich at Pittsburgh (1981)
Punting Yards	510 by Steve Smith at Louisville (1996)
Punting Average	59.7 by Kevin Huber vs. Marshall (3 punts) (2007)
Kickoff Returns	8 by Mardy Gilyard at Pittsburgh (2009) 8 by LaDaris Vann vs. East Carolina (1999)
Kickoff Return Yards	256 by Mardy Gilyard at Pittsburgh (2009)
Kickoff Returns For Touchdowns	1 by 20 players, last by Mardy Gilard at Pittsburgh (2009)
Punt Returns	7 by Mike Daniels vs. Western Carolina (2005) 7 by Tinker Keck vs. Kansas (1997) 7 by Charley Bland vs. Villanova (1973)
Punt Return Yards	161 by Gene Gibson vs. Ohio (1949)
Punt Return Touchdowns	2 by Tinker Keck vs. Louisville (1997) 2 by Gene Gibson vs. Ohio (1949)

SINGLE-GAME INDIVIDUAL DEFENSE

Total Tackles	31 by Karl Woods at South Carolina (1980)
Solo Tackles	12, three times, last by Mike Mickens at Akron (2008)
Assisted Tackles	12, three times, last by Andre Revels at Miami Ohio (2009)
Tackles For A Loss	5.5 by Brandon Mills vs. Rutgers (2010)
Sacks	4, twice, last by Alex Daniels at Miami Ohio (2009)
Forced Fumbles	3 by Antwan Peek vs. Louisiana-Monroe (2001)
Fumble Recoveries	2, twice, last by Wesley Richardson at NC State (2010)
Interceptions	4 by Bob Hynes vs. Ohio Northern (1923)
Interception Return Yards	123 by Shawn Ferguson vs. Memphis (1998)
Interception Returns for Touchdowns	2 by Shawn Ferguson vs. Memphis (1998)

2012 UNIVERSITY OF CINCINNATI FOOTBALL

THE LAST TIME

SCORING

Scored 30 or more points	34 at Connecticut (12/01/12)
Scored 40 or more points	49 vs. Fordham (10/13/12)
Scored 50 or more points	52 vs. Miami Ohio (10/06/12)
Scored 60 or more points	69 vs. Rutgers (11/20/10)
Scored 70 or more points	72 vs. Austin Peay (09/03/11))

TOTAL OFFENSE

Had more than 400 total yards	472 at Temple (11/10/12)
Had more than 450 total yards	472 at Temple (11/10/12)
Had more than 500 total yards	507 at USF (10/22/11)
Had more than 550 total yards	590 vs. Miami (OH) (10/09/10)
Had more than 600 total yards	661 vs. Rutgers (11/20/10)
Had more than 650 total yards	661 vs. Rutgers (11/20/10)
Had more than 700 total yards	711 vs. Connecticut (11/07/09)

RUSHING OFFENSE

Rushed for 150 or more yards	194 vs. USF (11/23/12)
Rushed for 200 or more yards	228 at Temple (11/10/12)
Rushed for 250 or more yards	263 vs. Syracuse (11/03/12)
Rushed for 300 or more yards	387 vs. Austin Peay (09/03/11)
Rushed for 350 or more yards	387 vs. Austin Peay (09/03/11)
Rushed for 400 or more yards	464 vs. Case Western Reserve & VMI (10/24/53 & 11/14/53)
Rushed for 425 or more yards	464 vs. Case Western Reserve & VMI (10/24/53 & 11/14/53)

PASSING OFFENSE

Passed for 250 or more yards	284 at Connecticut (12/01/12)
Passed for 300 or more yards	392 vs. Virginia Tech (09/29/12)
Passed for 350 or more yards	392 vs. Virginia Tech (09/29/12)
Passed for 400 or more yards	512 vs. USF (10/22/10)
Passed for 450 or more yards	512 vs. USF (10/22/10)
Passed for 500 or more yards	512 vs. USF (10/22/10)

SCORING DEFENSE

Allowed 0 points	0 at Miami (OH) (10/01/11)
Allowed 3 or fewer points	3 at Syracuse (11/26/11)
Allowed 7 or fewer points	7 vs. Delaware State (09/15/12)
Allowed 10 or fewer points	10 vs. USF (11/23/12)
Allowed 14 or fewer points	10 vs. USF (11/23/12)

TOTAL DEFENSE

Allowed fewer than 75 total yards	53 vs. Kansas (09/20/97)
Allowed fewer than 100 total yards	53 vs. Kansas (09/20/97)
Allowed fewer than 125 total yards	53 vs. Kansas (09/20/97)
Allowed fewer than 150 total yards	134 vs. Marshall (12/23/04 - Fort Worth Bowl)
Allowed fewer than 175 total yards	134 vs. Marshall (12/23/04 - Fort Worth Bowl)
Allowed fewer than 200 total yards	176 vs. Southeast Missouri State (09/12/09)
Allowed fewer than 225 total yards	176 vs. Southeast Missouri State (09/12/09)
Allowed fewer than 250 total yards	176 vs. Southeast Missouri State (09/12/09)
Allowed fewer than 275 total yards	267 at Temple (11/10/12)
Allowed fewer than 300 total yards	267 at Temple (11/10/12)

RUSHING DEFENSE

Allowed 0 or fewer yards	-3 at Miami (OH) (10/01/11)
Allowed 10 or fewer yards	-3 at Miami (OH) (10/01/11)
Allowed 20 or fewer yards	18 vs. Connecticut (12/03/11)
Allowed 30 or fewer yards	32 vs. West Virginia (11/12/11)
Allowed 40 or fewer yards	36 at Connecticut (12/01/12)
Allowed 50 or fewer yards	36 at Connecticut (12/01/12)
Allowed 60 or fewer yards	36 at Connecticut (12/01/12)
Allowed 70 or fewer yards	36 at Connecticut (12/01/12)
Allowed 80 or fewer yards	36 at Connecticut (12/01/12)
Allowed 90 or fewer yards	36 at Connecticut (12/01/12)
Allowed 100 or fewer yards	36 at Connecticut (12/01/12)

PASSING DEFENSE

Allowed 0 passing yards	-1 vs. Xavier (10/09/71)
Allowed 50 or fewer yards	49 vs. UAB (11/30/02)
Allowed 100 or fewer yards	59 vs. Syracuse (11/29/08)
Allowed 150 or fewer yards	142 at Temple (11/10/12)
Allowed 175 or fewer yards	176 vs. USF (11/23/12)
Allowed 200 or fewer yards	176 vs. USF (11/23/12)

INDIVIDUAL RUSHING

Had a player rush for 100 or more yards	119 by George Winn vs. USF (11/23/12)
Had a player rush for 150 or more yards	165 by George Winn vs. Syracuse (11/03/12)
Had a player rush for 200 or more yards	222 by Isaiah Pead vs. Rutgers (11/20/10)
Had a player rush for 225 or more yards	238 by Richard Hall vs. Miami (OH) (09/11/04)
Had a player rush for 2 or more TDs	2 by George Winn vs. USF (11/23/12)
Had a player rush for 3 or more TDs	3 by George Winn vs. Syracuse (11/03/12)
Had a player rush for 4 or more TDs	4 by Isaiah Pead vs. Rutgers (11/20/10)
Had a player rush for 5 or more TDs	6 by Ike Stewart vs. Transylvania (10/05/12)

INDIVIDUAL PASSING

Had a player pass for 200 or more yards	245 by Brendon Kay at Connecticut (12/01/12)
Had a player pass for 250 or more yards	262 by Munchie Legaux vs. Fordham (10/13/12)
Had a player pass for 300 or more yards	376 by Munchie Legaux vs. Virginia Tech (09/29/12)
Had a player pass for 350 or more yards	376 by Munchie Legaux vs. Virginia Tech (09/29/12)
Had a player pass for 400 or more yards	463 by Zach Collaros vs. USF (10/22/10)
Had a player pass for 450 or more yards	480 by Zach Collaros vs. Connecticut (11/07/09)
Had a player pass for 500 or more yards	554 by Greg Cook vs. Ohio (11/16/68)
Had a player pass for 2 or more TDs	2 by Brendon Kay at Connecticut (12/01/12)
Had a player pass for 3 or more TDs	3 by Munchie Legaux vs. Virginia Tech (09/29/12)
Had a player pass for 4 or more TDs	4 by Zach Collaros vs. Rutgers (11/20/10)
Had a player pass for 5 or more TDs	5 by Zach Collaros at Louisville (10/15/10)
Had a player pass for 6 or more TDs	6 by Tony Pike vs. Illinois (11/27/09)
Had a player complete 20 passes	20 by Munchie Legaux vs. Delaware State (09/15/12)
Had a player complete 25 passes	29 by Zach Collaros vs. Connecticut (11/07/09)
Had a player complete 30 passes	31 by Zach Collaros at USF (10/22/11)
Had a player complete 35 passes	35 by Deontey Kenner at Southern Miss (10/23/99)
Had a player complete 10 straight passes	11 by Zach Collaros at Connecticut (11/27/10)
Had a player throw 30 passes	36 by Munchie Legaux at Toledo (10/20/12)
Had a player throw 35 passes	36 by Munchie Legaux
Had a player throw 40 passes	42 by Munchie Legaux vs. Virginia Tech (09/29/12)
Had a player throw 45 passes	50 by Zach Collaros at Connecticut (11/27/10)
Had a player throw 50 passes	50 by Zach Collaros at Connecticut (11/27/10)

INDIVIDUAL RECEIVING

Had a player with 10 or more receptions in a game	10 by Armon Binns at West Virginia (11/13/10)
Had a player with 11 or more receptions in a game	12 by Armon Binns vs. USF (10/22/10)
Had a player with 12 or more receptions in a game	12 by Armon Binns vs. USF (10/22/10)
Had a player with 13 or more receptions in a game	13 by Jon Olinger vs. Miami (OH) (10/05/02)
Had a player receive 100 or more yards	101 by Travis Kelce vs. Fordham (10/13/12)
Had a player receive 150 or more yards	175 by Armon Binns at Louisville (10/15/10)
Had a player receive 200 or more yards	210 by Marcus Barnett vs. West Virginia (11/17/07)
Had a player receive 250 or more yards	254 by Tom Rossley vs. Louisville (11/09/68)
Had a player receive for 2 or more TDs	2 by Travis Kelce at Connecticut (12/01/12)
Had a player receive for 3 or more TDs	3 by Armon Binns at Louisville (10/15/10)

GAMES AGAINST RANKED TEAMS

Beat a top 25 team	vs. No. 25 Virginia Tech (09/29/12)
Beat a top 10 team	No. 7 Rutgers, 30-11 (11/18/06)
Beat a ranked opponent at home	No. 21 USF, 34-17 (10/15/09)
Beat a ranked opponent on the road	at No. 14 Pittsburgh, 45-44 (12/05/09)
Beat a ranked opponent at the neutral site	vs. No. 25 vs. Virginia Tech (FedEx Field/09/29/12)
Beat back-to-back ranked opponents	10/30/08-11/08/08 #24 USF & @ #20 West Virginia
Lost to a ranked opponent at home	No. 22/20 Rutgers, 10-7 (11/17/12)
Lost to a ranked opponent on the road	at No. 16/14 Louisville, 34-31 (OT) (10/26/12)
Lost to a ranked opponent at a neutral site	No. 5 Florida, 51-24 (01/01/10 - Allstate Sugar Bowl)
Lost to an unranked opponent at home	West Virginia, 24-21 (11/12/11 - Paul Brown Stadium)
Lost to an unranked opponent on the road	at Toledo, 29-23 (10/20/12)

SPECIAL SITUATIONS

Scored on the first play from scrimmage	George Winn 58-yard run from scrimmage vs. Pittsburgh (09/06/12)
UC shutout its opponent	at Miami (Ohio) (10/01/11, W 27-0)
UC was shutout	vs. No. 16 West Virginia (11/09/05, L 38-0)

RETURNS/SPECIAL TEAMS/DEFENSE

Returned a KO for a TD	Ralph David Abernathy IV, 90 yards (12/31/11 vs. Vanderbilt)
Returned a Punt for a TD	Mardy Gilyard, 53 yards (9/12/09 vs. SEMO)
Returned an INT for a TD	Cameron Cheatham, 68 yards, vs. Miami Ohio (10/06/12)
Returned 2 INTs for TDs	2 vs. Akron (D. Battle-30 yards and C. Cheatham-53 yards) (9/17/11)
Recovered a fumble in endzone for a TD	Walter Stewart, fumbled by Johnny McEntee (12/03/11 vs. Connecticut)
Returned a fumble for a TD	Deven Drane, 76 yards vs. Fordham (10/13/12)
Blocked a FG	Jordan Stepp vs. Rutgers (11/17/12 - 22-yard third quarter attempt)
Blocked a punt	Connor Barwin at Connecticut (10/25/08)

CINCINNATI'S RECORD

	2012	2011	2010	2009	2008	2007	Since 2007
When playing at home	6-1	5-1	3-4	6-0	6-0	4-2	30-8
When playing on road	2-2	4-2	1-4	6-0	5-2	5-1	23-11
At Neutral Sites	1-0	1-0	0-0	0-1	0-1	1-0	3-2
When playing on natural grass	3-0	2-1	0-3	2-0	0-3	3-1	10-8
When playing on artificial turf	6-3	8-2	4-5	10-1	11-0	7-2	46-13
When playing during the day	4-1	7-3	1-4	8-0	3-2	4-1	27-11
When playing at night	5-2	3-0	3-4	4-1	8-1	6-2	29-10
When scoring first	8-1	6-2	3-3	9-0	10-2	6-2	42-10
When opponent scores first	1-2	4-1	1-5	3-1	1-1	4-1	14-11
When leading after first quarter	8-1	5-0	3-2	8-0	9-1	8-2	41-6
When trailing after first quarter	1-2	3-1	0-5	2-1	1-1	1-0	8-10
When tied after first quarter	0-0	2-2	1-1	2-0	1-1	1-1	7-5
When leading at halftime	7-1	7-0	3-0	10-0	9-1	9-1	45-3
When trailing at halftime	2-2	2-3	1-7	1-1	2-2	1-1	9-16
When tied at halftime	0-0	1-0	0-1	1-0	0-0	0-1	2-2
When leading after three quarters	9-1	6-0	4-0	11-0	10-0	10-0	50-1
When trailing after three quarters	0-2	2-2	0-8	1-1	1-3	0-2	4-19
When tied after three quarters	0-0	2-1	0-0	0-0	0-0	0-1	2-2
In overtime	0-1	0-0	0-0	0-0	1-0	0-0	1-1
When Cincinnati has more rushing yards	8-2	9-2	3-1	8-0	8-0	8-1	44-6
When opponent has more rushing yards	1-1	1-1	1-6	4-1	3-3	2-2	12-14
When Cincinnati rushes for 200 or more yards	6-1	3-0	3-0	3-0	2-0	3-0	20-1
When Cincinnati rushes for 150 or more yards	7-2	6-2	4-2	4-0	2-0	4-0	27-6
When Cincinnati holds opponent to 100 rushing yards or less	3-0	5-1	3-3	3-0	6-0	8-1	28-5
When Cincinnati holds opponent to 150 rushing yards or less	6-1	8-2	3-4	4-0	7-0	8-1	36-8
When Cincinnati has more passing yards	4-2	1-0	1-4	11-0	8-2	5-2	30-10
When opponent has more passing yards	4-1	9-3	3-5	1-1	3-1	5-1	25-12
When Cincinnati passes for 300 or more yards	1-0	1-0	1-3	7-0	3-0	3-2	16-5
When Cincinnati passes for 200 or more yards	7-2	6-2	3-4	5-0	4-2	10-2	35-12
When Cincinnati holds opponent to 150 passing yards or less	1-1	1-0	0-1	2-0	2-0	1-1	7-3
When Cincinnati holds opponent to 100 passing yards or less	0-0	1-0	0-0	0-0	1-0	1-0	3-0
When Cincinnati has more total yards	7-1	7-0	4-4	10-0	10-0	7-1	45-6
When opponent has more total yards	2-2	3-2	0-4	2-1	1-3	3-2	11-14
When Cincinnati has more first downs	5-1	7-0	4-3	7-0	6-1	7-1	36-6
When opponent has more first downs	4-2	3-3	0-5	5-1	3-2	3-2	18-15
When first downs are equal	0-0	0-0	0-0	0-0	2-0	0-0	2-0
When Cincinnati forces more turnovers	7-0	6-1	1-0	8-0	2-0	8-0	32-1
In games decided by three points or less	1-1	2-1	0-1	3-0	3-0	1-0	10-3
In games decided by seven points or less	1-3	3-1	0-1	0-0	5-0	2-3	11-8
In black jerseys	6-3	5-0	3-2	3-0	6-1	5-2	28-8
In white jerseys	3-0	5-2	1-4	7-1	4-2	5-1	25-9
In red jerseys	0-0	0-1	0-2	2-0	1-0	0-0	3-3

BOWL HISTORY

1946	BOWL Sun	OPPONENT Virginia Tech	W/L W	SCORE 18-6	UC COACH Ray Nolting	DATE 01/01/47	SITE El Paso, Texas (Kidd Field)	<i>The Bearcats first-ever bowl game, earning an 18-6 victory over Virginia Tech in the 12th annual Sun Bowl ... Both teams struggled offensively in the first half, due largely in part to the three inches of snow that fell in El Paso the day before the game ... Game is still the coldest Sun Bowl on record ... UC outrushed the Gobblers, 369 to 34</i>
1949	Glass	Toledo	W	33-13	Sid Gillman	12/03/49	Toledo, Ohio (Glass Bowl)	<i>UC's second bowl game was the fifth annual Glass Bowl, played in Toledo, Ohio ... The Bearcats were on the board first with a safety by Jack Tracy ... UC's Bob Stratton had a pair of TDs on runs of 10- and 29 yards ... UC tallied 258 return yards to Toledo's 97.</i>
1950	Sun	West Texas A&M	L	14-13	Sid Gillman	01/01/51	El Paso, Texas (Kidd Field)	<i>West Texas A&M used a trick play on a fake punt to score the game-winning touchdown ... Faced with a fourth and long, punter Frank Wise moved under center, took the snap and lateraled to the right to quarterback Gene Mayfield ... Mayfield completed a pass to Cross at the UC 40 and Cross broke several tackles to finish the 62-yard touchdown pass.</i>
1997	Humanitarian	Utah State	W	35-19	Rick Minter	12/29/97	Boise, Idaho (Bronco Stadium)	<i>UC's appearance snapped a 47-year bowl drought ... Chad Plummer was voted the game's MVP ... He completed 5-of-10 passes for 61 yards and a TD while rushing 15 times for 53 yards and scoring another TD ... The Bearcats held a 265-76 advantage in rushing yards while holding the ball for more than 42 minutes.</i>
2000	Motor City	Marshall	L	25-14	Rick Minter	12/27/00	Pontiac, Mich. (Silverdome)	<i>Byron Leftwich threw for one TD and rushed for another to help Marshall rally for 16 second-half points to defeat Cincinnati, 25-14 ... UC used a pair of DeMarco McCleskey touchdown runs to build a 14-9 halftime lead ... The Cincinnati offense, which ran up 181 yards of total offense in the first half, struggled after intermission, failing to score on any of its six possessions.</i>
2001	Motor City	Toledo	L	23-16	Rick Minter	12/29/01	Pontiac, Mich. (Silverdome)	<i>Chester Taylor rushed for a bowl-record 190 yards, including a game-winning 24-yard touchdown with 3:23 left to lead Toledo to a 23-16 win over Cincinnati ... UT held UC to just 13 yards on the ground ... Gino Guidugli was 29-for-46 for 283 yards and a touchdown ... Tye Keith caught a bowl-record nine passes for 63 yards.</i>
2002	New Orleans	North Texas	L	24-19	Rick Minter	12/17/02	New Orleans, La. (Louisiana Superdome)	<i>Kevin Galbreath rushed for 130 yards and a touchdown to earn MVP honors as North Texas defeated Cincinnati, 24-19 ... DeMarco McCleskey rushed 23 times for 85 yards to set the UC season rushing record with 1,361 yards ... Jon Olinger's four catches for 107 yards raised his season total to 1,114 yards, breaking Jim O'Brien's 34-year old record of 1,107 receiving yards.</i>
2004	Fort Worth	Marshall	W	32-14	Mark Dantonio	12/23/04	Fort Worth, Texas (Amon G. Carter Stadium)	<i>LB Tyjuan Hagler blocked a punt one minute into the game, which was returned by Antwan Giddens for a touchdown ... Hagler forced a fumble to set up one of three Kevin Lovell field goals, recorded a sack and had a team-high seven tackles to earn a spot on Football News' all-bowl team.</i>
2006	International	Western Michigan	W	27-24	Brian Kelly	01/06/07	Toronto, Canada (Rogers Centre)	<i>UC's defense and steady special teams play--trademarks of the 2006 season--lifted UC to a 27-24 win in the inaugural International Bowl ... Kevin Lovell's 33-yard field goal with 6:11 remaining in the contest provided the winning points for UC ... Dominick Goodman had seven receptions for a 109 yards and two TDs, earning Most Outstanding Player honors.</i>
2007	PapaJohns.com	Southern Miss	W	31-21	Brian Kelly	12/22/07	Birmingham, Ala. (Legion Field)	<i>Ben Mauk passed for 334 yards and four touchdowns, earning MVP honors, becoming only the third UC signal called to pass for 3,000 yards in a season ... DeAngelo Smith intercepted three passes ... UC secured its second 10-win season and first since 1951, while virtually assuring a spot in the final rankings for the first time.</i>
2008	Orange	Virginia Tech	L	20-7	Brian Kelly	01/01/09	Miami Gardens, Fla. (Dolphin Stadium)	<i>The game marked UC's first appearance in a Bowl Championship Series game ... Darren Evans, the game's MVP, had 28 carries for 153 yards and a touchdown ... Virginia Tech's defense came up with four interceptions ... UC's Mardy Gilyard had 255 all-purpose yards and a touchdown ... The Bearcats' six-game winning streak was snapped.</i>
2009	Sugar	Florida	L	51-24	Jeff Quinn	01/01/10	New Orleans, La. (Louisiana Superdome)	<i>Tim Tebow threw for a career-high 482 yards and three TDs and ran for 51 yards and another TD ... Tebow's 533 yards of total offense were the most in BCS history ... Jeff Quinn served as the Bearcats interim head coach after Brian Kelly departed for Notre Dame earlier in the month ... The loss ended UC's perfect season ... Gators' head coach Urban Meyer is a UC alum.</i>
2011	Liberty	Vanderbilt	W	31-24	Butch Jones	12/31/11	Memphis, Tenn. (Liberty Bowl Memorial Stadium)	<i>Isaiah Pead ran for 149 yards and a touchdown, and Ralph David Abernathy IV's 90-yard kickoff return early in the fourth quarter put Cincinnati ahead to stay as the Bearcats edged Vanderbilt 31-24 ... Zach Collaros completed one of the more remarkable comebacks in college football, starting under center 47 days following surgery to correct a broken right ankle on Nov. 14. Collaros threw a touchdown pass and was 12 of 29 for 80 yards passing, moving around well.</i>



Cincinnati's proud bowl history includes a number of firsts, possibly including the first postseason bowl game.

The Bearcats, according to records, played a pair of postseason games in 1897 against the Southern Athletic Club and Louisiana State University.

In recent years, UC's postseason destinations have taken them to Texas, Canada, Alabama, Miami, and New Orleans.

The Bearcats have played the part of college football vagabond over the years, spending 65 seasons as an independent with no bowl tie ins.

Since joining Conference USA in 1996, UC has played in nine postseason games, including a pair of Bowl Championship Series contests in 2009 and 2010.

The Bearcats are 6-6 all-time in 12 postseason appearances and are 3-2 in their last five bowls.

The post-World War II influx of veterans into colleges rejuvenated college athletics, and with that came a surge of new bowls. Cincinnati capped a successful 1946 season with a trip to the Sun Bowl in El Paso, Texas. There, the Bearcats defeated Virginia Tech, 18-6.

UC made appearances in the Glass Bowl in Toledo in 1949 and returned to the Sun Bowl at the end of the 1950 campaign.

After 47 years without a bowl appearance, Cincinnati's drought was broken when the Bearcats played in the inaugural Humanitarian Bowl in Boise, Idaho in 1997.

With Conference USA developing alliances with five bowls, the Bearcats made three straight bowl appearances in 2000, 2001 and 2002—the first two in the Motor City Bowl in Detroit and the third in the New Orleans Bowl.

In 2004, UC was selected to represent Conference USA in the PlainsCapital Fort Worth Bowl, the teams' fourth bowl appearance in five years. UC defeated Marshall, 32-14, in that contest.

In 2006, Cincinnati earned its first BIG EAST Conference bowl appearance after knocking off Connecticut in the season finale. In unusual circumstances following Mark Dantonio and his staff's departure to Michigan State before the bowl game, UC hired Brian Kelly from Central Michigan who came in and in just 34 days prepared UC and defeated Western Michigan University, 27-24, in the inaugural International Bowl in Toronto, Ontario.

Following an impressive 9-3 regular season in 2007 - which included three wins against top-25 opponents, the Bearcats had the opportunity to face former Conference USA foe Southern Mississippi in the Papajohns.com Bowl, in Birmingham, Ala. Victory number 10, a 31-21 win at Legion Field, marked just the second 10-win season in Bearcats history (UC's 1951 squad finished 10-1).

In addition, the Bearcats were ranked No. 17 in the final AP poll, the first time in school history.

With the move to the BIG EAST Conference, a Bowl

Championship Series league, doors have opened for UC to play in some of the game's most prestigious bowls and the Bearcats have taken advantage of those opportunities, participating in a pair of BCS games over the past three seasons.

On the heels of 11 wins in 2008 and UC's first BIG EAST Championship, the Bearcats earned a spot in the 75th FedEx Orange Bowl, their first New Year's Day Bowl appearance since 1951 against Virginia Tech from the Atlantic Coast Conference.

The Bearcats followed up their 2008 successes by winning their second-straight BIG EAST Championship in 2009 after a perfect 12-0 regular season. Climbing to No. 3 in the final Bowl Championship Series rankings, UC earned a spot in the 2010 FedEx Orange Bowl against the Florida Gators, coached by UC alum Urban Meyer.

Cincinnati put together a 10-3 season in 2011, capped by a BIG EAST Conference Championship and AutoZone Liberty Bowl Trophy when it beat Vanderbilt, 31-24. It was UC's fourth 10-win season in the past five years.

A BOWL HISTORY NUGGET ...

While the NCAA Official Football Records recognizes the Rose Bowl, started in 1902, as being the first collegiate bowl game, former UC athletic director Bill Schwarberg points to a bowl appearance by Cincinnati that pre-dates the Rose Bowl by five years.

Citing a record in the University's McMicken Review, Schwarberg indicated that following the 1897 season, Cincinnati was in fact the first institution from Ohio to make a trip south to play in a postseason game.

Cincinnati posted a 7-1-1 record that year, which included a 34-0 win over Ohio State. The lone team to beat UC was the powerful Carlisle Indians.

Shortly after Thanksgiving a travel party of 14, which included the substitutes and the coach and manager, departed for New Orleans to play a game there on New Year's Day. Hosted by the Southern Athletic Club, accounts of the game have UC winning with ease by a score of 16-0.

At a victory party that evening, players from Louisiana State challenged the Bearcats to a game the next day in Baton Rouge.

UC accepted the challenge and overwhelmed the LSU team, 28-0.

If this was indeed UC's first bowl game, it was 49 years before the Bearcats again experienced postseason play.



2011 AUTOZONE LIBERTY BOWL

Cincinnati 31, Vanderbilt 24

Dec. 31, 2011 • Memphis, Tenn.

University of Cincinnati Head Coach Butch Jones rang the bell on the AutoZone Liberty Bowl trophy, eager to get the Bearcats' party started.

Isaiah Pead ran for 149 yards and a TD, and Ralph David Abernathy IV's 90-yard kickoff return early in the fourth quarter put Cincinnati ahead to stay as the Bearcats edged Vanderbilt 31-24.

The Bearcats (10-3) capped the season with their third straight victory by snapping a two-game skid in bowl games. They also notched their fourth 10-win season in the past five years, bouncing back from 4-8 in 2010 during Jones' first season.

But the 2011 BIG EAST Conference co-champs had to work to put away Vanderbilt (6-7), a team that tied for fourth in the Southeastern Conference's East Division, despite forcing three turnovers and coming up with two sacks. The Commodores led 21-17 when Abernathy became the first Cincinnati player to return a kickoff for a TD in the program's 13 bowl appearances.

Abernathy is the grandson of the civil rights leader who was in Memphis with Martin Luther King when he was assassinated in 1968 at the Lorraine Motel, a few miles away from the Liberty Bowl Memorial Stadium.

Pead was the game's MVP, and J.K. Schaffer was UC's defensive MVP, finishing with nine tackles, including one for a loss and a sack.

Cincinnati	0	14	0	17	—	31
Vanderbilt	7	0	7	10	—	24

First Quarter: VU - Stacy 7 yd run (Fowler kick), 7:34

Second Quarter: CIN - Winn 69 yd run (Miliano kick), 14:17. CIN - McClung 8 yd pass from Collaros (Miliano kick).

Third Quarter: VU - Seymour 5 yd run (Fowler kick), 3:53

Fourth Quarter: CIN - Miliano 44 yd field goal, 14:41. VU - Boyd 68 yd pass from Smith (Fowler kick), 14:03. CIN - Abernathy IV 90 yd kickoff return (Miliano kick), 13:51. CIN - Pead 12 yd run (Miliano kick), 1:52. VU - Fowler 35 yd field goal, 0:24


Rushing: UC: Pead 28-149, Winn 6-78, McClung 1-4, Collaros 8-(-8). VU: Stacy 18-57, Rodgers 9-33, Kent 1-17, Smith 5-17, Seymour 2-5.

Passing: UC: Collaros 12-29-2-80, 1TD. VU: Smith 8-19-1-142, 1TD, Rodgers 4-14-1-26, Stacy 0-1-0-0.

Receiving: UC: Robinson 4-16, Kelce 3-29, Pead 3-15, Chisum 1-12, McClung 1-8. VU: Matthews 4-56, Barden 3-20, Boyd 2-69, Stacy 2-11, Tate 1-12.



BOWL GAMES HISTORY

**2010 ALLSTATE SUGAR BOWL**

No. 5 Florida 51, No. 3 Cincinnati 24
Jan. 1, 2010 • New Orleans, La.

The University of Cincinnati football team, reeling from the resignation of former head coach Brian Kelly, saw its perfect season blemished with a loss to Florida in the 2010 Allstate Sugar Bowl.

Tim Tebow threw for a career-high 482 yards and three touchdowns, ran for 51 yards and another score, and fifth-ranked Florida (13-1) overwhelmed No. 4 Cincinnati (12-1) 51-24 inside the Louisiana Superdome.

Cincinnati, who donned white helmets for the game for the first time since 1966, was playing in its second straight BCS game. Kelly resigned in early December to take the head coaching job at Notre Dame.

Quarterback Tony Pike completed 27 of 45 passes for 170 yards and three scores, all in the second half when the outcome was no longer in doubt.

UC was held to a season low 246 yards of total offense, including a season low 170 passing yards by the Gators defense.

Mardy Gilyard finished the game with seven receptions, giving him 204 career receptions which ties Dominick Goodman and LaDaris Vann as the UC record holders in career catches.

Florida finished with a Sugar Bowl-record 659 yards of total offense

Cincinnati	0	3	7	14	—	24
Florida	9	21	14	7	—	51

First Quarter: UF - Hernandez 7 yd pass from Tebow (kick failed), 6:13.
UF - Sturgis 40 yd field goal, 1:20

Second Quarter: UF - Thompson 7 yd pass from Tebow (Sturgis kick), 9:07. UF - Moody 6 yd run (Sturgis kick), 7:05. UC - Rogers 47 yd field goal, 3:11. UF - Riley Cooper 80 yd pass from Tebow (Sturgis kick), 3:02

Third Quarter: UF - Moody 2 yd run (Sturgis kick), 11:13. UC - Waugh 2 yd pass from Pike (Rogers kick), 4:46. UF - Tebow 4 yd run (Sturgis kick), 2:06

Fourth Quarter: UC - Binns 3 yd pass from Pike (Rogers kick), 10:07. UF - Rainey 6 yd run (Sturgis kick), 7:06. CIN - Alli 6 yd pass from Pike (Rogers kick), 3:23

Rushing: UC - Pead 7-48, Kelce 1-19, Ramsey 6-18, Goebel 1-8, Williams 1-(-5), Pike 7-(-12). UF: Gillislee 5-78, Tebow 14-51, Rainey 4-27, Moody 8-14, Damps 3-7.

Passing: UC - Pike 27-45-0-170, 3 TD. UF: Tebow 31-35-0-482, 3 TD, Team 0-1-0-0.

Receiving: UC - Gilyard 7-41, Binns 5-29, Guidugli 5-22, Woods 4-46, Ramsey 2-16, Pead 1-7, Alli 1-6, Waugh 1-2. UF: Hernandez 9-111, Cooper 7-181, Thompson 5-63, Rainey 4-71, Moody 4-19, Nelson 2-37.

**2009 FEDEX ORANGE BOWL**

No. 21 Virginia Tech 20, No. 12 Cincinnati 7
Jan. 1, 2010 • Miami Gardens, Fla.

Mardy Gilyard had 255 all-purpose yards and a touchdown catch, but it was not enough as No. 21 Virginia Tech knocked off No. 12 Cincinnati, 20-7, in the 75th FedEx Orange Bowl.

Gilyard had seven receptions for 158 yards and a touchdown, along with 97 kickoff return yards for Cincinnati (11-3), which had its six-game winning streak snapped. Tony Pike threw for 239 yards and a touchdown, but had his night marred by four interceptions and getting stopped on a fourth-and-goal in the fourth quarter.

The Bearcats took the opening kickoff, sent their spread offense onto the field, and made the Hokies look very confused. Pike found Gilyard for a 38-yard pickup on the third play from scrimmage, and they hooked up for a spectacular 15-yard touchdown three plays later.

Facing a third-and-9 from the right hash, Pike waited before lofting a fade to the far left of the end zone. Gilyard took off on a sprint, made a diving catch as he sailed out of bounds and managed to just barely drag his right toe on the turf painted in Virginia Tech's colors for a 7-0 UC lead.

The Hokies defense held UC to 137 yards, stifled the Bearcats running game (eight carries, 11 yards) over the remainder of the half, and battled their way to a 10-7 lead by intermission.

Darren Evans, the game's MVP, had 28 carries for 153 yards and a TD.

Terrill Byrd led the UC defense with 11 tackles, including 10 solo stops, four tackles for a loss, and a sack. Brandon Underwood had six tackles, including a sack and an interception.

Cincinnati	7	0	0	0	—	7
Virginia Tech	0	10	3	7	—	20

First Quarter: UC - Gilyard 15-yard pass from Pike (Rogers kick), 13:08

Second Quarter: VT - Taylor 17-yard run (Keys kick), 13:00. VT - Keys 43-yard field goal, 0:00.

Third Quarter: VT - Keys 35-yard field goal, 8:32.

Fourth Quarter: VT - Evans, 6-yard run (Keys kick), 11:29

Rushing: UC - Ramsey 4-34, Goebel 9-26, Pead 2-10, Pike 5-4, Barnett 1-minus 3. Virginia Tech - Evans 28-153, Taylor 15-47, Roberts 2-34, Boone 2-19, Oglesby 3-8, Coale 1-7, Team 4-minus 10.

Passing: UC - Pike 16-33-4-239. Virginia Tech - Taylor 13-22-1-140, Team 0-1-0-0.

Receiving: UC - Gilyard 7-158, Goodman 6-51, Goebel 1-18, Barnett 1-6, Ramsey 1-6. Virginia Tech - Coale 3-52, Boone 3-41, Boykin 2-28, Roberts 2-12, Evans 2-5, Jefferson 1-2.

**2007 PAPAJOHNS.com BOWL**

No. 20 Cincinnati 31, Southern Miss 21
Dec. 22, 2007 • Birmingham, Ala.

Ben Mauk shrugged off mistakes and Southern Miss defenders, helping No. 20 Cincinnati make another entry in an impressive season.

The hard-to-tackle Mauk passed for 334 yards and four touchdowns, and DeAngelo Smith intercepted three passes, leading the Bearcats to a 31-21 victory over Southern Miss in the PapaJohns.com Bowl.

The victory gave UC (10-3) its second 10-win season and first since 1951, virtually assuring a spot in the final rankings for the first time.

Mauk, the game's most valuable player, completed 30-of-52 passes and overcame three interceptions to become only the third Bearcats player to have a 3,000-yard passing season.

Mauk, who also rushed for 41 yards and frequently broke loose from defenders to make plays, threw three touchdown passes during an 8-minute span extending into the second half.

Cincinnati stopped punter Britt Barefoot on a fake punt on fourth-and-1 from his own 29 and Mauk hit Earnest Jackson for a 29-yard TD strike on the next play for a 21-7 lead. Mauk struck again with a 10-yarder to Antwuan Giddens and set up a 22-yard field goal by Jake Rogers in the final seconds of the third quarter to put the Bearcats up 31-14.

Young cut into the lead again with a 5-yard touchdown pass to Chris Johnson but Southern Miss could not recover an onside kick or convert a fourth-and-1 play on its next possession.

Southern Miss	7	0	7	7	—	21
Cincinnati	0	14	17	0	—	31

First Quarter: USM - Nelson 10 yd pass from Young (Estes kick), 5:23.

Second Quarter: UC - Goodman 14 yd pass from Mauk (Rogers kick), 6:12. UC - Goodman 5 yd pass from Mauk (Rogers kick), 0:24.

Third Quarter: UC - Jackson 29 yd pass from Mauk (Rogers kick), 13:17. USM - Young 1 yd run (Estes kick), 6:48. UC - Giddens 10 yd pass from Mauk (Rogers kick), 4:08. UC - Rogers 22 yd field goal, 0:05

Fourth Quarter: USM - Johnson 5 yd pass from Young (Estes kick), 9:37.

Rushing: USM: Fletcher 29-155, Young 17-55, Harrison 2-7, Barefoot 1-0. UC: Mauk 12-41, Moore 4-18, Ramsey 6-9, Glatthaar 1-7, Benton 1-0.

Passing: USM: Young 32-18-3, 122, 2 TD. USM: Mauk 52-30-3, 334, 4 TD.

Receiving: USM: Fletcher 7-50, Nelson 3-18, Magee 2-15, Johnson 2-13, Morgan 2-8, Harrison 1-18, Baptiste 1-0. UC: Goodman 7-95, Barwin 7-86, Giddens 7-64, Jackson 3-46, Howard 2-24, Barnett 2-17, Moore 1-3, Benton 1-(-1).



**2007 INTERNATIONAL BOWL**

Cincinnati 27, Western Michigan 24
Jan. 6, 2007 • Toronto, Canada

The International Bowl provided Cincinnati fans a preview of what Brian Kelly has in store as UC knocked off Western Michigan, 27-24.

Kevin Lovell's 33-yard field goal with 6:11 remaining provided the winning margin for Cincinnati and Western Michigan's 51-yard field goal try with 1:26 left fell short.

Dominick Goodman was named the game's Most Outstanding Player. Butler Benton led UC rushing attack with 62 of the team's combined 126 yards against the Broncos—a defense that was ranked fifth nationally defending the run.

John Bowie put UC on the scoreboard first when he gathered in a tipped pass and returned it 25 yards for a touchdown in the first quarter. On Cincinnati's next drive, Davila connected on a 21-yard TD toss to Goodman. Goodman later hauled in a second touchdown pass in the second quarter.

The reeling Broncos used some trickery on the first play following Lovell's field goal. E.J. Biggers, on a double reverse, lofted the ball to Jamarko Simmons for a 76-yard touchdown.

The Broncos' defense got the ball right back and Cubit tossed a 30-yard scoring pass to close the gap to 24-14. A miscue by the UC offense—Davila's pass was deflected and intercepted with 23 seconds to play in the half—setting up Nate Meyer's 29-yard field goal.

Western Michigan	0	17	0	7	—	24
Cincinnati	14	10	0	3	—	27

First Quarter: UC—Bowie 25-yd interception return (Lovell kick), 11:32. UC—Goodman 21-yd pass from Davila (Lovell kick), 6:27.

Second Quarter: UC—Goodman 21 yd pass from Davila (Lovell kick), 14:30. UC—Lovell 37 yard field goal, 10:23. WMU—Simmons 76-yd pass from Biggers (Meyer kick), 9:45. WMU—Martin 30-yd pass from Cubit (Meyer kick), 5:35. WMU—Meyer 29 yard field goal, 0:08.

Fourth Quarter: WMU—West 7-yd run (Meyer kick), 10:53. UC— Lovell 33-yard field goal, 6:11.

Rushing: WMU: West 21-109, Thompson 6-24, Cubit 2-(-10). UC: Benton 10-62, Moore 10-57, Grutza 3-22, Glatthaar 4-14, Davila 7-(-29).

Passing: WMU: Cubit 23-43-2, 184, 1 TD; Martin 0-1-0, 0, 0 TD; Biggers 1-1-0, 76, 1 TD. UC: Davila 19-35-2, 214, 2 TD; Grutza 1-2-0, 7, 0 TD.

Receiving: WMU: Simmons 13-172, Ledbetter 5-38, Martin 4-43, Maragos 1-5, West 1-2. UC: Goodman 7-109, Celek 4-21, Poland 3-17, Benton 2-26, Moore 2-20, Martin 1-19, Stewart 1-9.

**2004 FORT WORTH BOWL**

Cincinnati 32, Marshall 14
Dec. 23, 2004 • Fort Worth, Texas

Cincinnati's seniors capped their careers with a dominating performance in a 32-14 win over Marshall in the Fort Worth Bowl.

Linebacker Tyjuan Hagler started things by blocking a punt one minute into the game, which was returned by Antwan Giddens for a touchdown. Hagler forced a fumble to set up one of three Kevin Lovell field goals, recorded a sack and had a team-high seven tackles to earn a spot on Football News' all-bowl team.

Trent Cole and Andre Frazier each recorded sacks while leading the defensive pursuit from their end positions. Cole also blocked a punt for a safety. UC's defense held the Thundering Herd to 134 total yards, minus-3 yards rushing.

Gino Guidugli capped his stellar career with his guttiest performance. Playing with a broken hand, Guidugli completed 24-of-36 passes for 231 yards and staked the Bearcats to their lead with a pair of second-quarter TD tosses. Guidugli was to be limited to shotgun snaps, but with the running game sputtering, he moved under center in the second quarter, a move which energized the offense. UC gained 168 yards on the ground, 62 by Richard Hall who capped his senior season with 1,000 yards. Hannibal Thomas caught nine passes for 102 yards to top the 1,000-yard mark in receiving.

Marshall	14	0	0	0	—	14
Cincinnati	10	14	0	8	—	32

First Quarter: UC - Giddens 9-yd return of blocked punt (Lovell kick), 14:00. UC - Lovell, 23-yard field goal, 6:23. MAR - Josh Davis 14-yd pass from Hill (O'Connor kick), 5:17. MAR - Smith 32-yd interception return (O'Connor kick), 0:16

Second Quarter: UC - Celek 15-yd pass from Guidugli (Lovell kick), 4:31 UC - Jackson 8-yd pass from Guidugli (Lovell kick), 0:18

Fourth Quarter: UC - Lovell 19-yard field goal, 10:50. UC - Safety, Trent Cole blocked Marshall's punt recovered in the end zone, 9:42. UC - Lovell 35-yard field goal, 4:59.

Rushing: Marshall: Charles 7-9; Hill 5-4; Bradshaw 6 (-5); Gochneaur 2-(-10); Team 1-(-1). UC: R. Hall 23-62; Glatthaar 10-48; Benton 7-33; Guidugli 3-12; Daniels 1-10; Carpenter 1-3.

Passing: Marshall: Hill 30-14-1, 137, 1; Gochneaur 2-0-0, 0. UC: Guidugli 36-24-1, 231, 2; Carey 1-0-1, 0; Murray 1-0-0, 0; Team 1-0-0.

Receiving: Marshall: Davis 5-67, 1; Bates 4-27; Spann 2-2; Deitel 1-30; Fitzgerald 1-10; Bradshaw 1-1. Cincinnati: Thomas 9-102; R. Hall 5-38; E. Jackson 4-24, 1; Celek 2-37, 1; Murray 2-20; Daniels 1-8; Poland 1-2.

**2002 NEW ORLEANS BOWL**

North Texas 24, Cincinnati 19
Dec. 17, 2002 • New Orleans, La.

Kevin Galbreath rushed for 130 yards and a touchdown to earn MVP honors as North Texas defeated Cincinnati, 24-19.

After Cincinnati took an early 7-0 lead on a six-yard pass from Gino Guidugli to Tye Keith, North Texas ran off 24 straight points to build a 24-7 advantage.

Patrick Cobbs put the Mean Green ahead for good, 10-7, when he broke free for a 27-yard TD run with 10:53 left in the half. UNT extended the lead to 17-3 at the intermission when Jeremy Pearl returned a Guidugli interception 20 yards for a TD.

The Bearcats rallied as Jonathan Ruffin connected on field goals of 29 and 33 yards, the second allowing him to break his own school record with 13 straight field goals made. Franklin Callicott pulled UC to within 24-19 when he stripped Cobbs of the ball in the backfield and raced 43 yards for a touchdown with 5:15 left.

Cincinnati would not get the chance to come any closer as North Texas used a time-consuming ground game to key an 11-play drive to run out the clock.

DeMarco McCleskey rushed 23 times for 85 yards to set the UC season rushing record with 1,361 yards. Jon Olinger's four catches for 107 yards raising his season receiving total to 1,114 yards, allowed the senior to break Jim O'Brien's 34-year old record of 1,107 receiving yards.

Cincinnati	7	0	6	6	—	19
North Texas	3	14	7	0	—	24

First Quarter: UC - Keith 6-yd pass from Guidugli (Ruffin kick), 8:36. UNT - FG Bazaldua 30-yds. 0:58.

Second Quarter: UNT - Cobbs 27-yd run (Bazaldua kick), 10:53. UNT - Pearl 20-yd interception return (Bazaldua kick), 2:46.

Third Quarter: UNT - Galbreath 35-yd run (Bazaldua kick). UC - FG Ruffin 29-yds, 9:27; UC - FG Ruffin 33-yds, 5:02.

Fourth Quarter: UC - Callicott 43-yd fumble return (pass failed).

Rushing: UC: McCleskey 23-85; Hall 2-7; B. Vann 1-1; Guidugli 3-(-8). UNT: Galbreath 28-130, 1; Cobs 4-29, 1; Hickmon 3-22; Smith 5-8; Branch 2-4; Howard 1-(-1).

Passing: UC: Guidugli 34-19-5, 224, 1. UNT: Smith 22-9-1, 126, 0.

Receiving: UC: Olinger 4-107; Keith 4-44, 1; Hart 3-21; Hall 30-20; McCleskey 3-16; B. Vann 1-16; L. Vann 1-0. UNT: Howard 5-78; Branch 3-27; Marshall 1-21.



SUMMER ROSTER

**2001 MOTOR CITY BOWL**

Toledo 23, Cincinnati 16

Dec. 29, 2001 • Pontiac, Mich.

Chester Taylor rushed for a bowl-record 190 yards, including a game-winning 24-yard touchdown with 3:23 left to lead Toledo to a 23-16 win over Cincinnati in the Motor City Bowl.

Cincinnati had a chance to tie the game in the closing moments but could not score following a first down at the 11 yard line.

Tavares Bolden was 14-for-28 for 135 yards and ran for 99 yards, which helped the Rockets set a Motor City Bowl-record with 322 yards rushing. Toledo held Cincinnati to just 13 yards on the ground, also a record in the five-year history of the bowl.

Taylor's 24-yard touchdown capped an 80-yard drive, which he sparked with three carries for 52 yards. The third-team all-America selection had a bowl-record 31 carries.

After Todd France gave Toledo a 3-0 lead on a 28-yard field goal with 9:24 left in the first quarter, the Bearcats ran off 13 straight points to take a 13-3 halftime lead. Jonathan Ruffin sandwiched field goals from 29 and 46 yards, the latter coming as time expired in the first half, around a 28-yard Gino Guidugli touchdown pass to Tim Walker.

Toledo pulled even after three quarters as France connected on a 42-yard field goal and Tavares Bolden scored on a 28-yard run with 1:44 left in the third. Both teams put together long drives on the first two possessions of the fourth quarter but settled for field goals.

Guidugli was 29-for-46 for 283 yards and a touchdown. Tye Keith caught a bowl-record nine passes for 63 yards.

Cincinnati	0	13	0	3	—	16
Toledo	3	0	10	10	—	23

First Quarter: TOL - FG France 28-yds, 9:24.

Second Quarter: CIN - FG Ruffin 29-yds, 9:05. CIN - Walker 28-yd pass from Guidugli (Ruffin kick), 2:43. CIN - FG Ruffin 46-yds, 0:00.

Third Quarter: TOL - FG France 42-yds, 11:33. TOL - Bolden 28-yd run (France kick), 1:44.

Fourth Quarter: TOL - FG France 30-yds, 9:42. CIN - FG Ruffin 25-yds, 6:26. TOL - Taylor 24-yd run (France kick), 3:23.

Rushing: UC: McCleskey 11-18; Jackson 7-9; Guidugli 2-(-14). UT: Taylor 31-190, 1; Bolden 7-99, 1; McCray 12-36; Team 1-(-3).

Passing: UC: Guidugli 46-29-0, 283, 1. UT: Bolden 28-14-1, 135, 0.

Receiving: UC: Keith 9-63; Vann 8-78; Olinger 3-47; Jackson 3-38; McCleskey 2-18; Wize 2-7; Walker 1-28, 1; Holly 1-4. UT: Ford 5-73; McCray 3-14; Johnson 2-23; Greene 2-13; Holmes 1-15; Clarke 1-(-3).

**2000 MOTOR CITY BOWL**

Marshall 25, Cincinnati 14

Dec. 27, 2000 • New Orleans, La.

Byron Leftwich threw for one touchdown and rushed for another to help Marshall rally for 16 second-half points to defeat Cincinnati, 25-14, in the Motor City Bowl.

Cincinnati used a pair of DeMarco McCleskey touchdown runs to build a 14-9 halftime lead.

Marshall jumped on top, 7-0, when Leftwich connected with Darius Watts on a 77-yd catch and run. UC came right back, driving 67 yards in nine plays, culminating with McCleskey leaping over the pile to score from two yards out with 8:28 left to tie the game.

The Thundering Herd regained the lead with 2:35 left in the first quarter when Michael Owens tackled running back Ray Jackson in the endzone for a safety.

Antwan Peek recovered a Leftwich fumble at the Marshall 21 to set up McCleskey's second score, a two-yard run with 1:44 left in the half.

Marshall scored a pair of third quarter touchdowns, a one-yard run by Leftwich on its opening drive, and a Frank Wallace four-yard run with 7:24 left.

The Cincinnati offense, which ran up 181 yards of total offense in the first half, struggled after intermission, failing to score on any of its six possessions.

Leftwich paced the Thundering Herd, completing 17-of-30 passes for 221 yards while UC's Deontey Kenner connected on 19-of-39 passes for 189 yards and a pair of interceptions.

Cincinnati	7	7	0	0	—	14
Marshall	9	0	13	3	—	25

First Quarter: MAR - Watts 77-yd pass from Leftwich (Jenkins kick), 12:48. CIN- McCleskey 2-yd run (Ruffin kick), 8:28. MAR- Safety, running back tackled in endzone, 2:35.

Second Quarter: CIN - McCleskey 2-yd run (Ruffin kick), 10:44.

Third Quarter: MAR- Leftwich 1-yd run (Leftwich Pass failed), 12:01. MAR- Wallace 4-yd run (Jenkins kick), 7:24.

Fourth Quarter: MAR - FG Jenkins 25-yds, 0:43.

Rushing: UC: McCleskey 20-72, 2; Jackson 14-61; Garden 1-8; Vann 1-6; Team 1-(-24); Kenner 5-(-27). MU: Wallace 20-78, 1; Leftwich 9-21, 1; Carey 1-2.

Passing: UC: Kenner 39-19-2, 189, 0. MU: Leftwich 30-17-1, 221, 1.

Receiving: UC: Collins-Baker 4-55; Vann 3-42; Chatman 3-42; Keith 3-20; Drewery 2-15; Deatherage 2-13; Jackson 2-2. MU: Foye 5-26; Wallace 4-26; Watts 3-90, 1; Poole 3-65; Washington 2-14.

**1997 HUMANITARIAN BOWL**

Cincinnati 35, Utah State 19

Dec. 21, 1997 • Boise, Idaho

Chad Plummer threw for a touchdown and ran for another score and Cornelius Bonner caught two touchdown passes as Cincinnati defeated Utah State, 35-19, in the inaugural Humanitarian Bowl.

Deontey Kenner, who rotated at quarterback with Plummer, completed 10-of-16 passes for 124 yards and one touchdown for Cincinnati, which had not played in the postseason since the 1951 Sun Bowl.

Plummer, voted the game's Most Valuable Player, completed 5-of-10 passes for 61 yards while rushing 15 times for 53 yards.

Bonner, who had 48 yards on four receptions, caught touchdown passes of 14-yards each from Plummer and Kenner as the Bearcats raced to a 21-0 halftime lead.

The Bearcats held a 265-76 advantage in rushing yards while holding the ball for more than 42 minutes.

Utah State's Steve Smith turned a five-yard pass from Matt Sauk into a spectacular 75-yard touchdown as he broke tackles and outran the secondary.

Melvin Blue's three-yard TD run capped an 80-yard drive in just 1:54, but the Aggies missed the extra point and trailed 35-13 with 29 seconds left in the third quarter.

Cincinnati	7	14	14	0	—	35
Utah State	0	0	13	6	—	19

First Quarter: CIN- Bonner 14-yd pass from Plummer (Judge kick), 4:03

Second Quarter: CIN- Bonner 14-yd pass from Kenner (Judge kick), 14:12. CIN- L. Smith 1-yd run (Judge kick), 8:30.

Third Quarter: CIN - Plummer 15-yd run (Judge kick), 8:39. USU - Smith 75-yd pass from Sauk (Bohn kick), 7:31. CIN- O. Smith 7-yd run (Judge kick), 2:28. USU - Blue 3-yd run (kick failed), 0:29.

Fourth Quarter: USU- Passey 10-yd fumble return (Pass failed), 14:18.

Rushing: UC: O. Smith 15-78, 1; Plummer 15-53, 1; Cooper 17-47; L. Smith 7-32, 1; Royal 9-24; Isom 1-1; Team 1-(-10). USU: Brown 12-56; Smith 2-11; Blue 2-6, 1; Sauk 4-(-10).

Passing: UC: Kenner 16-10-0, 124, 1; Plummer 9-5-0, 62, 1. USU: Sauk 30-12-3, 253, 1.

Receiving: UC: Bonner 4-48, 2; Collins-Baker 4-36; Plummer 4-64; Monroe 2-26; Royal 1-12. USU: Smith 4-136; Jenkins 4-80; Brown 3-29; Damuni 1-8.



**1951 SUN BOWL**

West Texas A&M 14, Cincinnati 13
Jan. 1, 1951 • El Paso, Texas

A missed extra point in the second quarter proved to be the difference as West Texas A&M edged Cincinnati, 14-13, in the 16th annual Sun Bowl.

The Buffaloes took a 7-0 lead three minutes into the second quarter. Bill Cross capped off a 57-yard drive with a three-yard touchdown run.

Cincinnati used the passing game to come back. On a 68-yard scoring drive, quarterback Gene Rossi completed a 36-yard pass to Joe Benzinger and short passes to Dick Jarvis and Dan McKeever. When Dan McKeever was injured on a running play, he was replaced by his brother, Tom, who carried three straight plays, the last a three-yard touchdown.

Jim Kelly's extra-point attempt went wide right and proved to be important as the game progressed.

Cincinnati claimed its first lead, 13-7, when Rossi threw a 17-yard touchdown pass to Bob Stratton and Bill Shalonsky added the extra point.

West Texas A&M used a trick play on a fake punt to score the game-winning touchdown. Faced with a fourth and long, punter Frank Wise moved under center, took the snap and lateraled to the right to quarterback Gene Mayfield. Mayfield completed a pass to Cross at the UC 40 and Cross broke several tackles to finish the 62-yard touchdown pass. Roy Lee Dunn added the extra point to give West Texas A&M a 14-13 lead.

Cincinnati could not take advantage of its best scoring chance in the fourth when Shalonsky's 35-yard field goal attempt went wide right.

West Texas A&M drove 79-yards to the UC one but the Bearcat defense held on a fourth down play. With time running out, the Bearcats moved to the Buffaloes' 27 on a long pass to Kelly, but the game ended when Rossi was sacked on successive plays.

Cincinnati	0	6	7	0	—	13
West Texas A&M	0	7	7	0	—	14

Second Quarter: WT- Bill Cross 4-yard run (Roy Lee Dunn Kick). UC- Tom McKeever 3-yard run (kick failed).

Third Quarter: UC- Bob Stratton 17-yard pass from Gene Rossi (Bill Shalonsky kick). WT- Cross 62-yard pass from Gene Mayfield (Dunn kick).

Rushing: UC: Stratton 8-59; T. McKeever 9-40, 1; D. McKeever 4-20; Anthony 4-14; Delaney 3-10; Rossi 9-(-37). WT: Wright 23-135; Cross 15-53; Mayfield 10-40; Wise 2-(-10).

Passing: UC: Rossi 29-14-3, 170, 1; Delaney 1-0-0, 0, 0. WT: Mayfield 14-5-3, 103, 1; Wise 1-1-0, 20, 0.

Receiving: UC: Kelly 5-89; Benzinger 1-34; Jarvis 3-21; Stratton 2-18, 1; Staub 1-9; D. McKeever 1-2, Anthony 1-(-3).

**1949 GLASS BOWL**

Cincinnati 33, Toledo 13
Dec. 3, 1949 • Toledo, Ohio

Cincinnati used a strong defense and solid play on special teams to dominate Toledo, 33-13, in the fifth annual Glass Bowl.

After a scoreless first quarter the Bearcats recorded a safety when Jack Tracy trapped Rocket back Emerson Cole in the end zone. Following a Toledo fumble, UC's Bob Stratton scored the first of his two touchdowns on a 10-yard run. He later added a 29-yard TD early in the third quarter.

Gene Gibson showed his open-field running skills with a pair of touchdowns. He returned a punt 76-yards in the third quarter to give the Bearcats a 27-6 lead. On the next possession, Don Jansen intercepted a Toledo pass and pitched it to Gibson who returned it 80 yards for the score.

UC outgained Toledo, 330-286 on offense, but owned a lopsided advantage on special teams. The Bearcats returned punts, kickoffs and interceptions for 258 yards while the Rockets managed only 97 return yards.

Cincinnati	0	15	18	0	—	33
Toledo	0	6	0	7	—	13

Second Quarter: CIN - Safety, Jack Tracy tackled Emerson Cole in the end zone. CIN- Bob Stratton 10-yard run (George Schuster kick). CIN- Joe Hawk 21-yard pass from Tom O'Malley (kick failed). TOL- Cole 8-yard run (Don Martin kick failed).

Third Quarter: CIN- Stratton 29-yard run (kick failed). CIN - Gene Gibson 76-yard punt return (kick failed). CIN- Gibson 80-yard return of Don Jansen interception (kick failed).

Fourth Quarter: TOL- George Miley 2-yard run (Martin kick)

Rushing: UC: Bellamah 16-78; Benzinger 10-62; Stratton 6-51, 2; Sweeney 1-12; Brill 1-5; O'Malley 3-(-11). UT: Cole 17-76; Han 7-62; Miley 13-53; Pete 1-6; Hays 3-1; Johnson 5-(-11).

Passing: UC: O'Malley 20-7-1, 133, 1; Gibson 1-0-0, 0, 0. UT: Johnson 11-3-1, 38, 0; Pete 3-2-1, 51, 0; Miley 1-1-0, 10, 0.

Receiving: UC: Kelly 3-53; Staub 2-48; Hawk 1-21, 1; Stratton 1-11. UT: Han 4-79; Laude 1-17; Hays 1-3.

**1947 SUN BOWL**

Cincinnati 18, Virginia Tech 6
Jan. 1, 1947 • El Paso, Texas

The Bearcats played in their first-ever bowl game in school history, earning an 18-6 victory over Virginia Tech in the 12th annual Sun Bowl.

Both teams struggled offensively in the first half, due largely in part to the three inches of snow that fell in El Paso the day before the game.

The Bearcat offense dominated play in the second half. UC out-rushed the Gobblers, 369 to 34 for the game, scoring all three touchdowns on the ground.

After a scoreless first half, Cincinnati took the second half kickoff and drove 75 yards for the game's first score, a 13-yard run by sophomore Harold Johnson. After holding Virginia Tech to just three plays on offense in the next possession, the Bearcats regained possession and drove 52 yards for the second score, taking a 12-0 lead on junior fullback Hugo Sabato's one-yard run.

Virginia Tech cut the lead to 12-6 early in the fourth quarter when Ralph Beard capped off a 55-yard drive with a three-yard touchdown run.

Johnson emerged as the defensive leader for the Bearcats, intercepting a pass in the end zone late in the third quarter to stop a potential game-tying drive.

With time running out, Tech drove into Cincinnati territory, before Johnson made his second interception, returning it deep into Gobbler territory. Three plays later, Don McMillan scored on a quarterback sneak from three yards to provide the final margin.

Cincinnati finished the season with a 9-2 record, including wins over defending Big Nine champions Indiana and Michigan State.

Cincinnati	0	0	12	6	—	18
Virginia Tech	0	0	0	6	—	6

Third Quarter: CIN- Harold Johnson 13-yard run (kick failed). CIN - Hugo Sabato 1-yard run (kick failed).

Fourth Quarter: VT- Ralph Beard 3-yard run (kick failed). CIN- Don McMillan 3-yard run (kick failed)



BOWL GAME RECORDS

SCORING

Points

12	Bob Stratton.....	1949
12	Gene Gibson	1949
12	Cornelius Bonner.....	1997
12	DeMarco McCleskey	2000
12	Kevin Lovell	2004
12	Dominick Goodman (PJB)	2007
12	Dominick Goodman (INT)	2007

Touchdowns

2	Bob Stratton.....	1949
2	Gene Gibson	1949
2	Cornelius Bonner.....	1997
2	DeMarco McCleskey	2000
2	Dominick Goodman (PJB)	2007
2	Dominick Goodman (INT)	2007

Points (Career)

24	Dominick Goodman	2005-09
----	------------------------	---------

TDs (Career)

4	Dominick Goodman	2005-09
---	------------------------	---------

Kick Points

12	Kevin Lovell	2004
----	--------------------	------

Kick Points (Career)

21	Kevin Lovell	2004-07
----	--------------------	---------

Extra Points Made

5	Joe Judge.....	1997
---	----------------	------

Extra Points Att.

5	Joe Judge.....	1997
5	George Schuster	1949

Field Goals Made

3	Jonathan Ruffin	2001
3	Kevin Lovell	2004

Field Goals Attempted

3	Jonathan Ruffin	2001
3	Kevin Lovell	2004
3	Tony Milliano	2011

Field Goals Made (Career)

5	Jonathan Ruffin	2000-02
5	Kevin Lovell	2004-07

Field Goals Attempted (Career)

5	Jonathan Ruffin	2000-02
5	Kevin Lovell	2004-07

RUSHING

Rushing Attempts


28	Isaiah Pead.....	2011
----	------------------	------

Rushing Yards

149	Isaiah Pead.....	2011
-----	------------------	------

Rushing Touchdowns

2	Bob Stratton.....	1949
2	DeMarco McCleskey	2000



Longest Rush

69	George Winn.....	2011
----	------------------	------

Rushing Attempts (Career)

54	DeMarco McCleskey	2000-02
----	-------------------------	---------

Rushing Yards (Career)

207	Isaiah Pead.....	2011
-----	------------------	------

Rushing Touchdowns (Career)

3	Bob Stratton.....	1949-51
---	-------------------	---------

PASSING

Passing Attempts

52	Ben Mauk (PJB).....	2007
----	---------------------	------

Passing Completions

30	Ben Mauk (PJB).....	2007
----	---------------------	------

Passing Yards

334	Ben Mauk (PJB).....	2007
-----	---------------------	------

Passing Touchdowns

4	Ben Mauk (PJB).....	2007
---	---------------------	------

Passing Interceptions

5	Gino Guidugli.....	2002
---	--------------------	------

Longest Pass

55	Guidugli to Olinger.....	2002
----	--------------------------	------

Passing Attempts (Career)

116	Gino Guidugli.....	2001-02-04
-----	--------------------	------------

Passing Completions (Career)

72	Gino Guidugli.....	2001-02-04
----	--------------------	------------

Passing Yards (Career)

738	Gino Guidugli.....	2001-02-04
-----	--------------------	------------

TOTAL OFFENSE

Most Plays

64	Ben Mauk	2007
----	----------------	------

Most Yards

375	Ben Mauk	2007
-----	----------------	------

Plays (Career)

124	Gino Guidugli.....	2001-02-04
-----	--------------------	------------

Yards (Career)

728	Gino Guidugli.....	2001-02-04
-----	--------------------	------------

RECEIVING

Receptions

9	Tye Keith	2001
9	Hannibal Thomas.....	2004

Receiving Yards

158	Mardy Gilyard	2009
-----	---------------------	------

Receiving Touchdowns

2	Cornelius Bonner.....	1997
2	Dominick Goodman (PJB)	2007
2	Dominick Goodman (INT)	2007

Receptions (Career)

20	Dominick Goodman	2005-09
----	------------------------	---------

Receiving Yards (Career)

255	Dominick Goodman	2005-09
-----	------------------------	---------

ALL-PURPOSE YARDS

Most All-Purpose Yards (Career)

572	Mardy Gilyard	2007-10
-----	---------------------	---------

Most All-Purpose Yards

255	Mardy Gilyard	2009
(158 receiving, 97 kickoff return)		

PUNT RETURNS*Most Returns*

4 Tinker Keck1997

Punt Return Yards

147 Gene Gibson1949

Punt Return Best Average (minimum 3 returns)

49.0 Gene Gibson1949

KICKOFF RETURNS*Most Returns*

8 Mardy Gilyard 2010

Return Yards

207 Mardy Gilyard 2010

Kickoff Returns Best Average

25.9 Mardy Gilyard 2010

Longest Kickoff Return

90 Ralph David Abernathy IV (90 Yds) 2011

Kickoff Return For A Touchdown

1 Ralph David Abernathy IV (90 Yds) 2011

PUNTING*Punts*

7 Adam Wulfeck 2001

7 Pat O'Donnell 2011

Punting Yards

344 Adam Wulfeck 2001

Punting Average

50.5 Kevin Huber 2007

Long Punt

61 Pat O'Donnell 2011

Most Punts (Career)

12 Adam Wulfeck2000-01

Most Punting Yards (Career)

493 Adam Wulfeck2000-01

Punting Average (Career)

41.1 Adam Wulfeck2000-01

DEFENSE*Total Tackles*

14 Doug Monaghan 2001

Solo Tackles

10 Terrill Byrd2009

Assisted Tackles

9 Doug Monaghan 2001

9 Jason Hunt 2001

Tackles For Loss

4 Terrill Byrd2009

*Tackles For Loss Yardage*

20 Derrick Ransom1997

Quarterback Sacks

2 Alex Daniels 2010

2 Terrill Byrd 2007 (PJB)

Quarterback Sack Yardage

13 Derrick Ransom1997

Interceptions

3 DeAngelo Smith 2007 (PJB)

Interception Return Yards

88 Gene Gibson1949

Longest Interception Return

80 Gene Gibson1949

Interception Touchdowns

1 Gene Gibson1949

1 John Bowie 2007 (INT)

Passes Defended

6 Brad Jackson1997

Fumble Recoveries

1 six times

Fumbles Forced

2 Franklin Callicott2002

TEAM RECORDS*Total Offense*

Most Plays90 in 1997

Most Yards463 in 1947

Fewest Plays 54 in 2009

Fewest Yards276 in 1951

First Downs, Total 24 in 2000 and 2004

First Downs, Rushing 13 in 2011

First Downs, Passing 16 in 2007 (PJB)

First Downs, Penalty 4 in 2000

Rushing

Most Attempts 65 in 1997

Most Yards369 in 1947

Most Touchdowns 3 in 1947 & 1997

Fewest Attempts20 in 2001

Fewest Yards13 in 2001

Fewest Touchdowns 0 in 2001, 2002, 2007, 2009

Passing

Most Attempts52 in 2007 (PJB)

Most Completions 30 in 2007 (PJB)

Most Yards 334 in 2007 (PJB)

Most Touchdowns 4 in 2007 (PJB)

Most Interceptions5 in 2002

Fewest Attempts18 in 1947

Fewest Completions 5 in 1947

Fewest Yards 80 in 2011

Fewest Interceptions 0 in 1997, 2000, and 2010

Miscellaneous

Most Points 35 in 1997

Least Points 7 in 2009

Touchdowns 5 in 1949 and 1997

Most Fumbles 4 in 1949

Most Fumbles Lost 4 in 1949

Most Penalties 11 in 2000

Most Penalty Yards100 in 1947

Most Interceptions3 (four times, last in 2007) (PJB)

Most Int. Return Yards89 in 1949

Time of Possession 42:17 in 1997

Third Down Conv. 636 (14-of-22) in 1997

Fourth Down Conv. 667 (2-of-3) in 2004

Bowl Attendance 73,602 in 2009

PJB - Papajohn's.com Bowl; INT - International Bowl.



One great program deserves another.





From the very beginning, the Belk Bowl has been a true success story. With a sellout crowd of 73,535 in attendance for the opening kickoff in December 2002, the game drew the largest non-BCS crowd of the bowl season and became the second-most attended inaugural bowl game in NCAA history.

Over the past eight years, the bowl has averaged over 62,000 fans, with three sellouts. The game has reached over 22 million total households. In 2003, the bowl was named one of the five-best start-ups in sports over the past five years by the Sports Business Journal, behind only the NFL Houston Texans and ESPN the Magazine.



THE BELK BOWL TROPHY

The immaculate 30lb Waterford Crystal football atop and etched and polished aluminum base completes the one-of-a-kind 2012 Belk Bowl trophy. The completed Belk Bowl trophy will travel 3900 miles from Ireland in a specially-engineered crate to Charlotte for the big game, then back to Waterford to engrave the Champion's team name.

CHARLOTTE, N.C.

COLLEGE FOOTBALL. SOUTHERN STYLE



BIGEAST CHAMPIONS
CONFERENCE 2008, 2009, 2011, 2012