

CINCINNATI BASKETBALL

2 NATIONAL TITLES • 6 FINAL FOURS • 8 ELITE EIGHTS • 10 SWEET SIXTEENS • 30 NCAA TOURNAMENTS • 38 CONFERENCE CHAMPIONSHIPS

REGULAR-SEASON FINALE • GAME 31

18/20 **CINCINNATI (26-4, 15-2 AMERICAN)**

AT UCONN (14-15, 9-8 AMERICAN)

Sunday, Mar. 5 • Noon (ET) • Gampel Pavilion • Storrs, Conn.

GAME AT A GLANCE

SERIES INFO: 23rd Meeting; UConn leads 13-9 overall; The series is tied 1-1 in Storrs;

UConn leads 6-2 in Hartford and 5-0 at neutral sites; Cincinnati leads 6-3 in Cincinnati

LAST MEETING: Cincinnati won 82-68 on Feb. 4, 2017 at Fifth Third Arena in Cincinnati

STREAK: Cincinnati - 1

COACHES: Mick Cronin is in his 11th season at Cincinnati (233-133); 14th season overall (302-157)

Kevin Ollie is in his fifth season at UConn (111-59); fifth season overall (111-59)

AP/USA TODAY RANKINGS (FEB. 27): Cincinnati (18/20); UConn (--/--)

RADIO: 700 WLW; Dan Hoard provides play-by-play with color analyst Terry Nelson

TV: CBS; Carter Blackburn provides play-by-play with color analyst Mike Gminski

UC TWITTER PAGES: @GoBears and @GoBearsMBB

CINCINNATI PROBABLE STARTERS & RESERVES

NO.	NAME	POS.	HT.	WT.	CL.-EXP.	HOMETOWN	GP-GS	PPG	RPG	APG	MIN
10	Troy Caupain	G	6-4	210	Sr.-3L	Midlothian, Va.	30-30	9.9	4.5	4.7	31.9
25	Kevin Johnson	G	6-3	185	Sr.-3L	Cincinnati, Ohio	30-30	8.6	2.3	1.4*	28.5
1	Jacob Evans III	G/F	6-6	210	So.-1L	Baton Rouge, La.	30-30	13.4	4.0	2.8	31.2
11	Gary Clark	F	6-8	225	Jr.-2L	Clayton, N.C.	30-30	10.2	7.8	2.2	28.1
24	Kyle Washington	F	6-9	230	Jr.-Tr.	Champlin, Minn.	30-29	13.5	7.2	1.4^	25.2
OFF THE BENCH											
34	Jarron Cumberland	G	6-5	218	Fr.-HS	Wilmington, Ohio	29-0	7.6	2.3	1.7	17.8
3	Justin Jenifer	G	5-10	175	So.-1L	Baltimore, Md.	30-0	3.2	1.1	2.2	13.6
13	Tre Scott	F	6-8	225	R-Fr.-HS	Darien, Ga.	30-0	3.5	2.8	0.7	11.1
33	Nysier Brooks	C	6-11	240	Fr.-HS	Philadelphia, Pa.	27-0	2.7	1.5	0.8^	8.2
0	Quadri Moore	F	6-8	230	Jr.-2L	Linden, N.J.	22-1	3.2	1.3	0.3	8.0
45	Zack Tobler	F	6-5	225	Sr.-3L	Fort Mitchell, Ky.	12-0	1.3	0.6	0.2	2.2
32	John Koz	G	6-1	190	Fr.-HS	Cleveland, Ohio	6-0	0.0	0.3	0.3	1.7
14	Jackson Bart	F	6-5	210	R-Fr.-Tr.	Bartlesville, Okla.	8-0	0.0	0.0	0.0	1.4

Starters based on last game; ^-Blocks; *-Steals

CINCINNATI STORYLINES

- » A SMU loss Saturday coupled with a Cincinnati win on Sunday would result in the Bearcats sharing The American regular-season crown with the Mustangs. No matter the results, Cincinnati will be the No. 2 seed at the American Championship next week.
- » Cincinnati is enjoying its best season start of the Mick Cronin era with a 26-4 overall record. It marks the fourth time in the last seven years the Bearcats have won at least 25 games in a season and the 22nd time in program history.
- » A win Sunday at UConn also would tie the Cronin-era record for overall wins in a season. The 2013-14 Bearcats posted a 27-7 mark, tying Louisville for the regular-season title in the inaugural year of The American.
- » A victory Sunday would tie the school record for conference wins in a season, set by the 1999-2000 Bearcats unit led by Kenyon Martin that earned a 16-0 league mark as champions of Conference USA.
- » A win Sunday would tie the Cronin-era record for most road wins in a season, set by the 2010-11 Bearcats (8-4). UC is 7-3 on the road this season.
- » **Troy Caupain** needs three assists for 500 in his career. He would become only the second player in school history to amass at least 1,200 points and 500 assists in a career, joining Deonta Vaughn (1,885 points and a school-best 511 assists from 2007-10). Caupain enters Sunday with 1,238 points and 497 assists.
- » **Kyle Washington** enters the weekend tied for sixth in The American with seven double-doubles. He is listed among the league leaders in field goal percentage (sixth at .511), blocks (sixth at 1.4), rebounds (10th at 7.2) and scoring (tied for 11th at 13.5 points).
- » **Jacob Evans** ranks among The American leaders in five categories: three-point field goal percentage (seventh at .392), steals (T-10th at 1.3), three-pointers made (12th at 1.9), scoring (13th at 13.4 points) and field goal percentage (15th at .468) entering Friday.
- » Cincinnati is one of eight teams to appear in the NCAA Tournament each of the last six seasons (along with Duke, Gonzaga, Kansas, Michigan State, North Carolina, VCU and Wisconsin).

2016-17 SCHEDULE/RESULTS

Day/Date	Opponent	TV	Time/Result
Wed./Nov. 2	Bellarmine (Exh.)	Bearcats TV	W, 64-55

NAISMITH MEMORIAL HALL OF FAME TIP-OFF

Fri./Nov. 11	1-Brown	ESPN3	W, 84-55
Mon./Nov. 14	1-Albany	ESPN3	W, 74-51
Sat./Nov. 19	2-No. 21 Rhode Island	ESPN3	L, 71-76
Sun./Nov. 20	2-Penn State	ESPN2	W, 71-50

Wed./Nov. 23	Samford	ESPN3	W, 70-55
Sat./Nov. 26	Lipscomb	FSO/ESPN3	W, 91-68
Thurs./Dec. 1	at No. 19 Iowa State	ESPN	(OT) W, 55-54
Sun./Dec. 4	Bowling Green	ESPN3	W, 85-56
Sat./Dec. 10	at No. 16 Butler	FS1	L, 65-75
Tues./Dec. 13	Texas Southern	ESPN3	W, 96-58
Sat./Dec. 17	Fairleigh Dickinson	FSO/ESPN3	W, 119-68
Thurs./Dec. 22	Marshall	CBSSN	(OT) W, 93-91
Wed./Dec. 28	at Temple •	ESPN3	W, 56-50
Sun./Jan. 1	Tulane •	CBSSN	W, 92-56
Sat./Jan. 7	at Houston •	ESPN3	W, 67-58
Thurs./Jan. 12	SMU •	ESPN	W, 66-64
Sun./Jan. 15	at East Carolina •	CBSSN	W, 55-46
Wed./Jan. 18	Temple •	CBSSN	W, 81-74
Sat./Jan. 21	at Tulane •	CBSSN	W, 78-61
Thurs./Jan. 26	3-No. 24 Xavier	ESPN2	W, 86-78
Sun./Jan. 29	USF •	CBSSN	W, 94-53
Wed./Feb. 1	at Tulsa •	CBSSN	W, 57-55
Sat./Feb. 4	UConn •	ESPN2	W, 82-68
Wed./Feb. 8	UCF •	ESPN3	W, 60-50
Sun./Feb. 12	at No. 25 SMU •	ESPN	L, 51-60
Wed./Feb. 15	at USF •	ESPN3	W, 68-54
Sat./Feb. 18	Tulsa •	ESPN3	W, 80-60
Thurs./Feb. 23	Memphis •	ESPN	W, 87-74
Sun./Feb. 26	at UCF •	CBSSN	L, 49-53
Thurs./Mar. 2	Houston •	ESPN2	W, 65-47
Sun./Mar. 5	at UConn •	CBS	12 p.m.

AMERICAN CHAMPIONSHIP (HARTFORD, CONN.)

Mar. 10	4-Quarterfinals	ESPN3	7 p.m.
Mar. 11	4-Semifinals	ESPN2	5 p.m.
Mar. 12	4-Championship	ESPN	3:15 p.m.

NCAA CHAMPIONSHIP

Mar. 14-15	First Four	Turner	TBA
Mar. 16-19	First & Second Rounds	CBS/Turner	TBA
Mar. 23-26	Regional Semis/Finals	CBS/Turner	TBA
Apr. 1 & 3	Final Four/Championship	CBS/Turner	TBA

Notes: All times listed are Eastern. Home games are in **boldface**.

(*) - Denotes American Athletic Conference game.

Key: CBSSN - CBS Sports Network; FSO/ESPN3 - Game will be televised regionally by FOX Sports Ohio and is also available on ESPN3 outside the FSO viewing area. FS1 - Fox Sports 1;

ESPN/ESPN2 - Game will be televised by either ESPN or ESPN2 with decision made one week prior.

1-Naismith Memorial Hall of Fame Tip-Off (campus sites); 2-Naismith Memorial Hall of Fame Tip-Off (Mohegan Sun); 3-Skyline Chili Crosstown Shootout; 4-American Championship (XL Center);

5-NCAA Championship First Four site: Dayton, Ohio (University of Dayton Arena);

6-NCAA Championship First and Second Round sites: Buffalo, N.Y. (First Niagara Center), Milwaukee,

Wisc. (BMO Harris Bradley Center), Orlando, Fla. (Amway Center), Salt Lake City, Utah (Vivint Smart

Home Arena), Greensboro, N.C. (Greensboro Coliseum), Indianapolis, Ind. (Bankers Life Fieldhouse),

Tulsa, Okla. (BOK Center), Sacramento, Calif. (Entertainment and Sports Center). 7-NCAA Champion-

ship Regional sites: Kansas City, Kan. (Sprint Center), San Jose, Calif. (SAP Center), Memphis, Tenn.

(FedExForum), New York, N.Y. (Madison Square Garden); 8-NCAA Championship Final Four site:

Phoenix, Ariz. (University of Phoenix Stadium).

WE WEAR CINCINNATI!

2016-17 CINCINNATI NUMERICAL ROSTER

NO.	NAME	POS.	HT.	WT.	CLASS	EXP.	HOMETOWN/LAST SCHOOL
0	Quadri Moore	F	6-8	230	Jr.	2L	Linden, N.J./Linden HS
1	Jacob Evans III	G/F	6-6	210	So.	1L	Baton Rouge, La./St. Michael the Archangel HS
3	Justin Jenifer	G	5-10	175	So.	1L	Baltimore, Md./Milford Mill Academy
10	Troy Caupain	G	6-4	210	Sr.	3L	Midlothian, Va./Cosby HS
11	Gary Clark	F	6-8	225	Jr.	2L	Clayton, N.C./Clayton HS
13	Tre Scott	F	6-8	225	R-Fr.	HS	Darien, Ga./McIntosh County Academy
14	Jackson Bart #	F	6-5	210	R-Fr.	Tr.	Bartlesville, Okla./Oral Roberts
15	Cane Broome @	G	6-0	160	Jr.	Tr.	East Hartford, Conn./Sacred Heart
24	Kyle Washington	F	6-9	230	Jr.	Tr.	Champlin, Minn./NC State
25	Kevin Johnson	G	6-3	185	Sr.	3L	Cincinnati, Ohio/Summit Country Day School
32	John Koz #	G	6-1	190	Fr.	HS	Cleveland, Ohio/Bay HS
33	Nysier Brooks	C	6-11	240	Fr.	HS	Philadelphia, Pa./Advanced Prep International (Texas)
34	Jarron Cumberland	G	6-5	218	Fr.	HS	Wilmington, Ohio/Wilmington HS
45	Zack Tobler #	F	6-5	225	Sr.	3L	Fort Mitchell, Ky./Covington Catholic HS

2016-17 CINCINNATI ALPHABETICAL ROSTER

NO.	NAME	POS.	HT.	WT.	CLASS	EXP.	HOMETOWN/LAST SCHOOL
14	Jackson Bart #	F	6-5	210	R-Fr.	Tr.	Bartlesville, Okla./Oral Roberts
33	Nysier Brooks	C	6-11	240	Fr.	HS	Philadelphia, Pa./Advanced Prep International (Texas)
15	Cane Broome @	G	6-0	160	Jr.	Tr.	East Hartford, Conn./Sacred Heart
10	Troy Caupain	G	6-4	210	Sr.	3L	Midlothian, Va./Cosby HS
11	Gary Clark	F	6-8	225	Jr.	2L	Clayton, N.C./Clayton HS
34	Jarron Cumberland	G	6-5	218	Fr.	HS	Wilmington, Ohio/Wilmington HS
1	Jacob Evans III	G/F	6-6	210	So.	1L	Baton Rouge, La./St. Michael the Archangel HS
3	Justin Jenifer	G	5-10	175	So.	1L	Baltimore, Md./Milford Mill Academy
25	Kevin Johnson	G	6-3	185	Sr.	3L	Cincinnati, Ohio/Summit Country Day School
32	John Koz #	G	6-1	190	Fr.	HS	Cleveland, Ohio/Bay HS
0	Quadri Moore	F	6-8	230	Jr.	2L	Linden, N.J./Linden HS
13	Tre Scott	F	6-8	225	R-Fr.	HS	Darien, Ga./McIntosh County Academy
45	Zack Tobler #	F	6-5	225	Sr.	3L	Fort Mitchell, Ky./Covington Catholic HS
24	Kyle Washington	F	6-9	230	Jr.	Tr.	Champlin, Minn./NC State

@ - Will sit out the 2015-16 season due to NCAA transfer rules; # - Walk-on

COACHING & SUPPORT STAFF

Head Coach: Mick Cronin (11th season at UC; 14th season overall)

Associate Head Coach: Larry Davis

Assistant Coaches: Darren Savino, Antwon Jackson

Director of Basketball Operations: Mark Berger

Director of Student-Athlete Development: T.J. Wolf

Video Coordinator: Greg YOUNCOFSKI

Program Assistant: JaQuon Parker

Head Athletic Trainer: Robb Williams

Director of Strength & Conditioning: Mike Rehfeldt

Assistant Director of Equipment: Andy Frigge

PRONUNCIATION

NYSIER Brooks	nah-SEER
Troy CAUPAIN	co-PAIN
JARRON Cumberland	JAIR-in
John KOZ	COSE (or rhymes with nose)
QUADRI Moore	QUAD-ree

ROSTER INFORMATION

BY STATE/COUNTRY

Connecticut	(1) Cane Broome
Georgia	(1) Tre Scott
Kentucky	(1) Zack Tobler
Louisiana	(1) Jacob Evans
Maryland	(1) Justin Jenifer
Minnesota	(1) Kyle Washington
New Jersey	(1) Quadri Moore
North Carolina	(1) Gary Clark
Ohio	(3) Jarron Cumberland, Kevin Johnson, John Koz
Oklahoma	(1) Jackson Bart
Pennsylvania	(1) Nysier Brooks
Virginia	(1) Troy Caupain

BY CLASS

True Freshmen	(3) Nysier Brooks, Jarron Cumberland, John Koz
R-Freshmen	(2) Jackson Bart, Tre Scott
Sophomores	(2) Jacob Evans III, Justin Jenifer
Juniors	(4) Cane Broome, Gary Clark, Quadri Moore, Kyle Washington
Seniors	(3) Troy Caupain, Kevin Johnson, Zach Tobler

BY HEIGHT

6-11	(1) Nysier Brooks
6-9	(1) Kyle Washington
6-8	(3) Gary Clark, Quadri Moore, Tre Scott
6-6	(1) Jacob Evans III
6-5	(3) Jackson Bart, Jarron Cumberland, Zack Tobler
6-4	(1) Troy Caupain
6-3	(1) Kevin Johnson
6-1	(1) John Koz
6-0	(1) Cane Broome
5-10	(1) Justin Jenifer

CINCINNATI QUICK FACTS

GENERAL INFORMATION

Location	Cincinnati, Ohio 45221
Founded	1819
Enrollment	44,338
Nickname	Bearcats
Colors	Red (PMS: 186) and Black
Arena (Capacity)	Fifth Third Arena (13,176)
Affiliation	NCAA Division I
Conference	American
President	Neville Pinto
Director of Athletics	Mike Bohn
Faculty Representative	Dr. David M. Szymanski
Department of Athletics Phone	(513) 556-4603
Athletics Ticket Office Phone	(877) CATS-TIX

ATHLETIC COMMUNICATIONS

Asst. AD/Primary Basketball Contact	Andre Foushee
Office/Cell Phone	(513) 556-5182/(859) 797-7871
Email Address	Andre.Foushee@uc.edu
Secondary Basketball Contact	Alex Ryan
Office/Cell Phone	513-556-0618/(513) 623-9992
Email Address	Alex.Ryan@uc.edu
Press Row Phone	(513) 556-3800
Website	GoBearsCats.com
Twitter	@GoBearsCats and @GoBearsCatsMBB

BASKETBALL STAFF

Head Coach	Mick Cronin (Cincinnati '97)
Basketball Office Phone	(513) 556-5847
Associate Head Coach	Larry Davis (Asbury '78)
Assistant Coach	Darren Savino (Jersey City '94)
Assistant Coach	Antwon Jackson (Pikeville College '93)
Director of Operations	Mark Berger (Cincinnati '01)
Dir. of Student-Athlete Development	T.J. Wolf (Murray State '07)
Video Coordinator	Greg YOUNCOFSKI (Kansas '13)
Program Assistant	JaQuon Parker (Cincinnati '14)
Assoc. AD/Sports Medicine	Bob Mangine (Pittsburgh '73)
Head Athletic Trainer	Robb Williams (Ohio State '82)
Dir. /Strength & Condition	Mike Rehfeldt (St. Cloud St. '05)
Administrative Assistant	Winona Shaw-Gunn

HISTORY

First season of basketball	1901-02
All-time record	1,753-1,001 (.637)
NCAA appearances / last	30 / 2016
All-time record	44-29 (.603)
Final Four appearances / last	6 / 1992
Elite Eight appearances / last	8 / 1996
Sweet 16 appearances / last	10 / 2012
Conference Championships / last	38 / 2014
Postseason NIT appearances / last	10 / 2010
All-time record	8-10 (.444)

TEAM INFORMATION

2015-16 Record	22-11
American Athletic Conference Record (Place)	12-6 (T-3rd)
Starters returning/lost	2/3
Letterwinners returning/lost	7/4
Percent of scoring returning	57.2 percent (1,384 of 2,418)
Percent of rebounding returning	55.5 percent (662 of 1,193)



GAME PREVIEW

- » The No. 18/20 Cincinnati Bearcats (26-4, 15-2 American) wrap up their regular season Sunday in Storrs, Conn., when the take on UConn (14-15, 9-8 American) at Gampel Pavilion. Tipoff is set for noon on CBS and 700 WLW.
- » Cincinnati needs a Memphis win at American-leader SMU on Saturday and a Bearcats victory at UConn on Sunday to share the league's regular-season championship with the Mustangs. Regardless of Saturday's results, the Bearcats will be the No. 2 seed in the American Championship Mar. 9-12 at the XL Center in Hartford, Conn.
- » Cincinnati is coming off a memorable 65-47 Senior Night win over Houston on Thursday. Bearcats fans gave Troy Caupain, Kevin Johnson and Zack Tobler an emotional send off in a contest that also marked the final home game in 28-year-old Fifth Third Arena. UC's win completed an undefeated (18-0) home season in the facility that will soon undergo an \$87-million renovation and reopen for the 2018-19 campaign.
- » Gary Clark led the Bearcats with 14 points and seven rebounds in the win over the Cougars. Caupain added 11 points and five assists. Jarron Cumberland had 10 points off the bench. Houston's 47 points were the second-fewest scored by a UC opponent this season. Rob Gray led the Cougars with 17 points.
- » UConn suffered a 66-62 road loss at East Carolina on Wednesday. Four Huskies scored in double figures, including Kentan Facey (12 points, 11 rebounds), Jalen Adams (12 points, six assists) and Rodney Purvis (12 points, three three-pointers). ECU's Caleb White had 28 points and seven three-pointers the lead the Pirates.
- » Cincinnati claimed an 82-68 home win over UConn in the first meeting this season between the two squads on Feb. 4 at Fifth Third Arena. Kyle Washington poured in a career-high 27 points on 11-of-18 shooting with eight rebounds. Clark added 20 points and 11 rebounds. Cumberland produced 15 points and four steals.
- » UConn leads the series 13-9 overall. The series is tied 1-1 at Gampel Pavilion. UConn leads 7-3 in games played in Connecticut. The Bearcats will be attempting to record their second consecutive regular-season sweep of the Huskies.

SCOUTING UCONN

- » UConn enters Sunday's game having lost three straight since a 64-63 road win at Temple on Feb. 19.
- » Guard Jalen Adams leads the Huskies and ranks ninth in the league averaging 14.5 points. He leads the AAC with 6.4 assists per game.
- » Forward Kentan Facey leads UConn and ranks seventh in The American with 7.4 rebounds per game. He is listed fourth in the league shooting 51.3 percent (100 of 195) from the field.
- » The Huskies ranks among the league leaders in blocks (second at 5.4) and three-point field goal percentage (third at .355). UConn Center Amida Brimah ranks second among all league players with 2.7 blocks per game.
- » UConn was picked to finish second in the conference in a preseason poll of the league's coaches.

SERIES HISTORY

- » UConn leads the series 13-9 overall. The series is tied 1-1 in Storrs. UConn owns a 6-2 mark in Hartford. Cincinnati leads 5-3 in the Queen City.
- » Heading into this season, the combined score of the series since both team joined The American (nine meetings) was 565-564 in favor of UConn.
- » The Bearcats earned an 82-68 win over the Huskies on Feb. 4, 2017 at Fifth Third Arena.
- » Ten of the last 12 meetings have been decided by seven points or less.
- » Cincinnati registered its first regular-season sweep of the Huskies last year since 2010-11, posting a 58-57 win in Hartford on Jan. 28, 2016 and a 65-60 victory in the Queen City on Feb. 20, 2016.
- » The 104-97 four-overtime UConn win over Cincinnati on Mar. 11, 2016 in the quarterfinals of the conference tournament tied for the second-longest game in school history, equaling a 99-85 four-overtime home loss to Memphis on Jan. 31, 1981. The Bearcats played in the longest game in NCAA history, a 75-73 UC win over Bradley, on Dec. 21, 1981.
- » The Bearcats' 58-57 win in Hartford, Conn., last season snapped a string of six consecutive wins by the home team.
- » Cincinnati won at Gampel Pavilion the last time it visited the arena on Jan. 12, 2012, claiming a 70-67 win over then-No. 13 UConn. Sean Kilpatrick hit a three-pointer with 2.7 seconds remaining to seal the victory.
- » Cincinnati has won five in a row and six of the last seven meetings at Fifth Third Arena.

LOOKING BACK AT RECENT MEETINGS

EARLIER THIS SEASON IN CINCINNATI:

CINCINNATI 82, UCONN 68 - (FEB. 4, 2017)

- » CINCINNATI (AP) -- Kyle Washington scored a career-high 27 points, and Gary Clark had his fifth double-double of the season as No. 14 Cincinnati used its front-line advantage and pulled away to an 82-68 victory over UConn, its 14th straight win.
- » The Bearcats never trailed while winning their 22nd in a row on their home court. They extended their longest overall winning streak in three years.
- » Washington had 13 of Cincinnati's first 17 points as the Bearcats got the early advantage, making a 3-pointer, a mid-range jumper and three left-handed shots from near the basket. He went 11 of 18 from the field overall, including 3 of 5 from beyond the arc.
- » Washington made a 3-pointer and Clark had unguarded back-to-back 3s as Cincinnati pulled away at the start of the second half, leading by as many as 26 points.
- » Clark had 20 points, 11 rebounds and three assists, including a pair of 3s.
- » Rodney Purvis scored 20 points for UConn, which had won its last three games.

LAST YEAR IN HARTFORD:

CINCINNATI 58, UCONN 57 - (JAN. 28, 2016)

- » HARTFORD, Conn. (AP) - Cincinnati's Gary Clark said the Bearcats knew their game against Connecticut would come down to which team could make the bigger defensive plays down the stretch.
- » His team turned away the Huskies three times on the game's final possession and came away with a 58-57 win.
- » Clark's 3-point play on offense with 12 seconds left provided the winning points. The 6-foot-8 sophomore was able to draw a foul on UConn's Shonn Miller in the lane, and hit a jumper.
- » Clark and Farad Cobb scored 13 points apiece for the Bearcats.
- » Sterling Gibbs had 14 points to lead UConn, which lost for the first time in four games.
- » Gibbs missed a running jumper on UConn's final possession. Miller grabbed the offensive rebound, but could not put in a follow-up attempt and Jalen Adams' desperation fall-away shot at the buzzer hit the rim and bounced away.
- » The Bearcats trailed by five at halftime, but held the Huskies to just 21 second-half points. UConn shot 38.3 percent from the floor -- just 28 percent after intermission.
- » Cincinnati trailed by seven points early in the second half before going on a 9-0 run. They took a 45-43 lead when Clark followed his own miss.
- » They had a 53-50 lead with 7:16 left in the game on a 3-pointer by Evans.
- » But the Bearcats did not score again until Evans' layup cut UConn's lead to 57-55 with a minute left.
- » Octavius Ellis chipped in 10 points and seven rebounds for Cincinnati.
- » Rodney Purvis had 12 points, while Miller and Adams had 11 apiece for UConn.
- » A box score from last year's meeting is available at the end of this notes packet.

STATISTICAL COMPARISON

CINCINNATI	CATEGORY	UConn
74.9	PPG	67.3
60.6	OPP PPG	65.9
.463	FG%	.432
.382	OPP FG%	.393
.350	3FG%	.355
.339	OPP 3FG%	.335
7.5	3FGs/Game	6.9
6.9	OPP 3FGs/Game	7.9
.668	FT%	.695
+4.4	Rebounds Margin	+1.6
5.5	Blocks	5.4
7.7	Steals	4.5
16.8	Assists	13.6
10.5	Turnovers	12.2
15.7	Fouls	17.1

WHAT'S BEEN SAID

CINCINNATI IN PRESEASON RANKINGS

POLL	RANKING
Associated Press Poll	RV
USA Today Coaches' Poll	25
Pomeroy Ratings	28
Athlon Magazine	20
Lindy's Magazine	17
Sporting News Magazine	NR
Dick Vitale's Top 40	26

PREDICTING CINCINNATI'S LEAGUE FINISH

OUTLET	FINISH
AAC Preseason Coaches' Poll	1st
Athlon Magazine	2nd
Lindy's Magazine	2nd
Sporting News Magazine	2nd

PLAYER PRAISE

OUTLET	HONOR/ACCOLADE
--------	----------------

TROY CAUPAIN

Atlanta Tip-Off Club	Naismith Men's College POY Watch List
CollegeInsider.com	Lute Olson National POY Watch List
AAC Coaches	AAC Preseason Co-Player of the Year
AAC Coaches	AAC First Team (unanimous)
Athlon Magazine	AAC First Team
Athlon Magazine	Undisputed leader of the team
Athlon Magazine	Caupain-Clark are AAC's best duo
Lindy's Magazine	Top playmaker in the AAC
Lindy's Magazine	Legit All-American candidate
Sporting News	Second among Top 10 AAC players
CBS Sports	Top 100 players poll (73rd)
Sports Illustrated	Top 100 scorers (91st)
Sports Illustrated	Caupain-Clark are AAC's best duo
Mark Adams, ESPN Analyst	1 of nation's Top 12 point guards

GARY CLARK

CollegeInsider.com	Lute Olson National POY Watch List
AAC Coaches	AAC First Team (unanimous)
Athlon Magazine	AAC First Team
Athlon Magazine	Caupain-Clark are AAC's best duo
Lindy's Magazine	AAC First Team
Lindy's Magazine	AAC's top defender
Sporting News	Fourth among Top 10 AAC players
Sports Illustrated	Caupain-Clark are AAC's best duo
CBS Sports	Top 100 players poll (70th)
Mark Adams, ESPN Analyst	1 of nation's Top 13 power forwards
Jon Rothstein, U Sports	1 of nation's Top 10 glue guys

KYLE WASHINGTON

Athlon Magazine	1 of nation's Top 14 impact transfers
Jon Rothstein, U Sports	1 of nation's Top 20 impact transfers
Lindy's Magazine	AAC's most impactful newcomer
Sporting News	1 of Top 5 AAC newcomers

JACOB EVANS

Naismith HOF	Jerry West Top-Shooting Guard Award Watch List
Jeff Goodman, ESPN	Cincinnati's best NBA draft prospect
Jon Rothstein, U Sports	1 of nation's Top 20 breakout players

JARRON CUMBERLAND

Jon Rothstein, U Sports	1 of nation's Top 20 under radar players
Sports Illustrated	35th on top freshmen scorers poll

RECAPPING THE WIN OVER HOUSTON

- » Gary Clark had 14 points and seven rebounds in a balanced attack, and the 18th-ranked Bearcats rolled to their 26th straight win at home, 65-47 over Houston on Thursday night.
- » Cincinnati wrapped up its fourth undefeated season at Fifth Third Arena, which opened in 1989. The Bearcats' home winning streak is the second-longest at the arena. They won 41 in a row from 1997-2000.
- » Houston came in with the second-best offense in the league but came away with its lowest point total of the season. Rob Gray led with 17 points.
- » The Cougars also lead the league in fewest turnovers, averaging 9.8. They had 13 against the Bearcats. Houston got outrebounded 40-24.
- » The Bearcats took control by closing the first half with a 20-4 run for a 37-20 lead, Houston's lowest-scoring half of the season. Two of their three worst games offensively this season came against the Bearcats.

LOOKING TO MATCH PROGRAM RECORD

FOR CONFERENCE WINS

- » Cincinnati (15-2 in The American) could tie the school record for most conference wins in a season with a win at UConn on Sunday.
- » The 1999-2000 Bearcats posted a 16-0 record en route to winning the Conference USA regular-season crown.
- » UC achieved a 15-3 record during the inaugural season of The American in 2013-14, tying Louisville for the regular-season title. That unit finished with a Cronin-era best 27-7 overall record and advanced to the first round of the NCAA Tournament.

MOST CONFERENCE WINS IN A SEASON (ALL-TIME)

RK	SEASON	W-L	CONFERENCE
1.	1999-2000	16-0	Conference USA
2.	2016-17	15-2	American
	2013-14	15-3	American
4.	1997-98	14-2	Conference USA
	2001-02	14-2	Conference USA

MOST OVERALL WINS IN A SEASON (ALL-TIME)

RK	SEASON	W-L	COACH
1.	2001-02	31-4	Bob Huggins
2.	1961-62	29-2	Ed Jucker
	1999-00	29-4	Bob Huggins
	1991-92	29-5	Bob Huggins
5.	1959-60	28-2	George Smith
	1995-96	28-5	Bob Huggins
7.	1960-61	27-3	Ed Jucker
	1992-93	27-5	Bob Huggins
	1997-98	27-6	Bob Huggins
	1998-99	27-6	Bob Huggins
	2013-14	27-7	Mick Cronin
12.	2016-17	26-4	Mick Cronin
	1962-63	26-2	Ed Jucker
	1958-59	26-4	George Smith
	1996-97	26-8	Bob Huggins
	2010-11	26-9	Mick Cronin
	2011-12	26-11	Mick Cronin

MOST ROAD WINS IN A SEASON (CRONIN ERA)

RK	SEASON	W-L	FINISH
1.	2010-11	8-4	26-11/NCAA Second Round
2.	2016-17	7-3	TBD
	2013-14	7-3	27-7/NCAA First Round
	2011-12	7-5	26-11/NCAA Regional Semifinals

BEARCATS SET CRONIN-ERA BEST;

NATIONALLY RANKED FOR 14TH WEEK

- » Cincinnati set a Mick Cronin coaching-era high Monday when it was ranked in the Associated Press and USA Today polls for the 14th week this season. The Bearcats were listed at No. 18 in the AP poll and No. 20 in the USA Today poll.
- » This season, UC has been listed in the polls for each of the last 13 weeks and was ranked at No. 24/25 on Nov. 14 before a 76-71 loss to then-No. 21 Rhode Island knocked the Bearcats out for two weeks. UC reentered the polls at No. 22/23 on Dec. 5 and has remained in the rankings ever since, climbing as high as No. 11 on Feb. 6 before falling at then-No. 25 SMU, 60-51, on Feb. 12.
- » UC was ranked for 13 weeks in both the AP and USA Today polls during the 2012-13 season.
- » The Bearcats have been listed in the AP poll in 42 seasons in their history, including at some point in six of the last seven campaigns, climbing as high as No. 7 during the 2013-14 season.

FIFTH THIRD ARENA NOW CLOSED

FOR RENOVATIONS

- » Thursday marked the final home game at 28-year-old Fifth Third Arena as it begins an \$87 million renovation, scheduled to reopen for the 2018-19 campaign.
- » Cincinnati will play its home games at Northern Kentucky University's BBGT Arena next season (about nine miles from the UC campus).
- » The Bearcats have registered a 385-79 (.829 win percentage) and have made 20 NCAA appearances, 11 conference titles, six Sweet 16 appearances and one Final Four appearance since the arena opened for the 1989-90 campaign.
- » UC recorded its fourth undefeated home season (18-0) in 2016-17 and the first since 2001-02 (15-0).
- » UC won its last 26 games in Fifth Third Arena, the second-longest win streak in its history (behind only a 41-game streak from Nov. 30, 1997-Feb. 13, 2000).
- » Total attendance (177,575) and average attendance (9,865) numbers achieved this season were Mick Cronin-era records.
- » The 28-year total attendance of the facility is 4,870,200, making an averaging of 10,496.
- » Read more about the upcoming Fifth Third Arena renovations on page 9 of this notes packet.

HOME-COURT WIN STREAK AT 26 GAMES

- » Cincinnati finished the 2016-17 home schedule on a 26-game home-court win streak, completing the season 18-0 at Fifth Third Arena.
- » It marks the longest home-court win streak of the Mick Cronin coaching era (since start of 2006-07) and the second-longest in Fifth Third Arena history (behind only 41 games from Nov. 30, 1997-Feb. 13, 2000).
- » The 26-game home-court win streak was the second-longest active streak in the nation entering Friday. Oregon was first with 42 consecutive home wins.
- » The previous longest home-court win streak under Cronin was 19 games (March 2, 2013-Feb. 15, 2014).
- » UC's last loss at home came in a 77-70 decision to Temple in the league opener last season (12/29/15).

LONGEST HOME-COURT WIN STREAKS (FIFTH THIRD ARENA ERA: 1990-PRESENT)

GAMES	DATES
41	Nov. 30, 1997-Feb. 13, 2000
26	Jan. 1, 2016-Present
25	Feb. 27, 1992-Jan. 5, 1994

NATION'S LONGEST ACTIVE HOME-COURT WIN STREAKS (THRU MAR. 2)

HOME WIN STREAK	SCHOOL
42	Oregon
26	Cincinnati
21	Illinois State
21	SMU
21	Texas Southern

Games through Mar. 2

CRONIN CLAIMS 300TH CAREER WIN

- » UC head coach Mick Cronin claimed his 300th career win against Tulsa (2/18).
- » Cronin enters Sunday's contest with a 302-157 career record in his 14th season overall. He owns a 233-133 mark in his 11th season at his alma mater. He posted a 69-24 mark in three seasons as head coach at Murray State from 2004-2006.
- » He currently owns the fourth-most Division I wins among coaches under the age of 50 and is the winningest coach his age (45) or younger.
- » Cronin has rebuilt the Bearcats program into one that has advanced to the NCAA Tournament each of the past six seasons - a feat matched by only seven other schools and six other coaches in the nation.
- » He was named the 2014 American Athletic Conference Coach of the Year after guiding the Bearcats to a share of the league's regular-season title (with Louisville).
- » Cronin's 233 wins in 10-plus seasons at Cincinnati rank as the second most in school history, behind only Bob Huggins (399 wins in 16 seasons [1990-2005]).

MOST DIVISION-I COACHING WINS - UNDER AGE OF 50 (AGES AS OF NOV. 1, 2016)

NAME (SCHOOL)	AGE	CAREER W-L	NCAAS
Thad Matta (Ohio St.)	49	439-151	13
Sean Miller (Arizona)	47	332-112	9
Scott Sutton (Oral Roberts)	46	328-244	3
Mick Cronin (Cincinnati)	45	302-133	8
Scott Drew (Baylor)	46	296-188	6
Travis Ford (Saint Louis)	46	289-243	6
Brad Brownell (Clemson)	47	288-184	4
Matt Painter (Purdue)	46	287-145	9

Records through Mar. 2

WIN STREAK ENDS AT 15 GAMES

- » Cincinnati won 15 consecutive games from Dec. 13 (96-58 win vs. Fairleigh Dickinson) through Feb. 8 (60-50 win vs. UCF) before losing at then-No. 25 SMU (60-51 on 2/12).
- » The streak ranked third-longest in the nation when it was snapped. It matched the longest win streak of the Cronin era (set in 2010-11 and matched in 2013-14). It also tied for the eighth longest win streak in school history.
- » UC won it's first 11 conference games, matching the best start in league play during the Cronin era (2013-14).

CINCINNATI'S AWARD WINNERS THIS SEASON

NAME	AWARD
Gary Clark	American Weekly Honor Roll (Feb. 20)
	American Weekly Honor Roll (Feb. 6)
	American Player of the Week (Dec. 26)
Kyle Washington	American Weekly Honor Roll (Feb. 13)
	American Weekly Honor Roll (Feb. 6)
	American Weekly Honor Roll (Jan. 16)
	American Weekly Honor Roll (Jan. 9)
	American Player of the Week (Dec. 5)
	American Weekly Honor Roll (Nov. 28)
	American Weekly Honor Roll (Nov. 21)
	Naismith HOF Tip Off All-Tourney Team
Jarron Cumberland	American Player of the Week (Jan. 30)
	American Rookie of the Week (Jan. 2)
	American Rookie of the Week (Dec. 19)
Troy Caupain	American Weekly Honor Roll (Jan. 23)
Kevin Johnson	American Weekly Honor Roll (Dec. 19)
Jacob Evans	American Weekly Honor Roll (Nov. 14)

SENIOR ACCOMPLISHMENTS

- » Cincinnati's three seniors - Troy Caupain, Kevin Johnson and walk-on Zack Tobler - have made a positive impact on the Bearcats program.
- » The trio's accomplishments include:
- » earning a 98-32 overall record and 55-16 AAC record since the start of 2013-14.
- » being members of the 2013-14 squad that won a share of the inaugural American Athletic Conference regular season.
- » looking to join Justin Jackson, Sean Kilpatrick, Jermaine Sanders and Shaq Thomas on the list of Bearcats to help lead their team to four NCAA Tournament appearances during the Mick Cronin era.

EVANS NAMED FINALIST FOR JERRY WEST SHOOTING GUARD OF THE YEAR AWARD

- » Jacob Evans was named a finalist for the 2017 Jerry West Shooting Guard of the Year Award, the Naismith Basketball Hall of Fame announced Tuesday.
- » Named after Hall of Famer and 1959 NCAA Final Four Most Valuable Player Jerry West, the annual honor in its third year, recognizes the top shooting guards in Division I men's college basketball. A national committee comprised of top college basketball personnel determined the watch list of 20 candidates in October, which has now been narrowed to just 10.
- » Evans averaging 13.4 points. He has scored in double figures in 26 of 30 games. He ranks among The American leaders in five categories: three-point field goal percentage (seventh at .392), steals (T-10th at 1.3), three-pointers made (12th at 1.9), scoring (13th at 13.4 points) and field goal percentage (15th at .468) entering Friday.
- » Evans has scored as many as 25 points twice this season: registering 25 points on 8-of-12 shooting with six rebounds against then-No. 21 Rhode Island (Nov. 19) and posting 25 points on 9-of-15 shooting with four threes, five assists and four steals vs. Marshall (Dec. 22).
- » He tallied the most points by a Cincinnati freshman in an NCAA Tournament game last season, pouring in a career-high 26 points against Saint Joseph's (Mar. 18, 2016).
- » In March, five finalists will be presented to Mr. West and the Hall of Fame's selection committee for the 2017 Jerry West Shooting Guard of the Year Award. The winner of the 2017 Jerry West Award will be presented at the ESPN College Basketball Awards Show live from The Novo by Microsoft in downtown Los Angeles on Friday, April 7, 2017. Broadcast information will be released at a later date.

CAUPAIN NAMED CANDIDATE FOR SENIOR CLASS AWARD

- » Troy Caupain was named as one of 30 candidates for the 2016-17 Senior CLASS Award, an honor given annually to a student-athlete who excels both on and off the court.
- » To be eligible for the award, a student-athlete must be classified as an NCAA Division I senior and have notable achievements in four areas of excellence: community, classroom, character and competition.
- » A positive example and strong representative for his team, university and the city of Cincinnati, Caupain is an active volunteer who has logged more than 50 hours of service in the Cincinnati community at such places as Our Daily Bread, the Sheakley Boys & Girls Club and the Friar's Club.
- » Continuously encouraging and pushing his peers to strive for excellence, Caupain participated in a 2015 campaign that brought awareness to sexual assault prevention. In October 2016, he served as a host for a panel discussion on race in intercollegiate athletics. He also has been a multi-year member of the Student Athlete Advisory Committee.
- » A criminal justice major, Caupain has shadowed probation officers and a Hamilton County (Ohio) court magistrate and talked with youth at an area juvenile detention center. He is on pace to earn his degree this spring.
- » The 2016-17 American Athletic Conference Co-Preseason Player of the Year, Caupain earned first team all-league honors a year ago. He recently joined UC's 1,000-point club and is on pace to end his career among the top five players in school history in assists, games played and minutes played. He looks to return to the NCAA Tournament for a fourth consecutive time this March.
- » An acronym for Celebrating Loyalty and Achievement for Staying in School, the Senior CLASS Award focuses on the total student-athlete and encourages students to use their platform in athletics to make a positive impact as leaders in their communities.

BEARCATS HEADLINERS

#1 JACOB EVANS, G

- » **AWARDS:** Evans was named a finalist for the Jerry West Shooting Guard of the Year on Jan. 31. He was named to The American's Weekly Honor Roll (11/14) after scoring a game-high 23 points on 9-of-12 shooting with four threes in the season opener against Brown (11/11). He was named the league's rookie of the week twice last season.
- » **SEASON NUMBERS:** Jacob Evans has scored in double figures in 26 of 30 games. He has scored 20 or more points four times. Evans is averaging 13.4 points, shooting 46.8 percent (140 of 299) from the field and 39.2 percent (56 of 143) from three-point range with 4.0 rebounds.
- » **RANKINGS:** Evans ranks among The American leaders in five categories: three-point field goal percentage (seventh at .392), steals (T-10th at 1.3), three-pointers made (12th at 1.9), scoring (13th at 13.4 points) and field goal percentage (15th at .468) entering Friday.
- » **SEASON-HIGH EFFORTS:** Evans has scored as many as 25 points twice this season: registering 25 points on 8-of-12 shooting with six rebounds against then-No. 21 Rhode Island (11/19); posting 25 points on 9-of-15 shooting with four threes, five assists and four steals vs. Marshall (12/22).
- » **2015-16 HIGHLIGHTS:** Ranked among the league's freshmen last season in free throw percentage (third at .804), rebounding (fourth at 4.1), blocks (fourth at 0.8), scoring (sixth at 8.4) and three-point percentage (sixth at .333).
- » Scored the most points by a UC freshman in an NCAA Tournament game, posting a career-high 26 points against Saint Joseph's (3/18/16).

#24 KYLE WASHINGTON, F

- » Preseason publications tabbed Kyle Washington as one of the top transfers in the nation and a top newcomer to The American.
- » The NC State transfer (averaged 6.8 points and 4.1 rebounds with the Wolfpack as a sophomore in 2014-15) is eligible this season after sitting out the 2015-16 campaign due to NCAA transfer rules.
- » **FEBRUARY NUMBERS:** Washington shot a team-best 47.3 percent (43 of 91) from the field while averaging a team-high 14.5 points to go with 7.9 rebounds during February.
- » **TEAM LEADER IN DOUBLE-DOUBLES:** Washington leads all Bearcats and ranks tied for sixth among league players with seven double-doubles entering Friday.
- » Washington posted his most recent double-double against UCF (2/8), registering 14 points and 11 rebounds.
- » He recorded five double-doubles in the first seven games of the season.
- » **SEASON NUMBERS:** Washington leads the Bearcats in scoring, averaging 13.5 points while shooting 51.1 percent (162 of 317) from the field with 7.2 rebounds and a team-high 1.4 blocks. He has scored in double figures in 22 games this season.
- » **RANKINGS:** Washington enters the weekend tied for sixth in The American with seven double-doubles. He is listed among The American's leaders in field goal percentage (sixth at .511), blocks (sixth at 1.4), rebounds (10th at 7.2) and scoring (tied for 11th at 13.5 points).
- » **HONORS:** Washington has claimed a team-high seven honors from the league this season. He has been named to the Weekly Honor Roll six times (11/21, 11/28, 1/9, 1/16, 2/6 and 2/13) and tabbed as the league's Player of the Week once (12/5).
- » Washington averaged 12.5 points, 8.5 rebounds and 3.0 blocks, posting 14 points, 11 rebounds, four steals and two blocks against UCF (2/8) and 11 points, six rebounds and a pair of blocks at then-No. 25 SMU (2/12).
- » Washington scored the most points in a game by a Bearcat this season, pouring in 27 on 11-of-18 shooting and a trio of threes in Cincinnati's win over UConn (2/4). He contributed 10 points and eight rebounds in 23 minutes at Tulsa (2/1).
- » He posted 24 points on 11-of-13 shooting with six rebounds and three blocks in the Bearcats' 85-56 win over Bowling Green (12/4).
- » He posted his fifth double-double of the season with a team-high 13 points to go with 10 rebounds in UC's 55-54 overtime win at then-No. 19 Iowa State (12/1).
- » He also was named to the Naismith Memorial Hall of Fame Tip-Off All-Tournament Team honors while averaging 19.5 points, 13.5 rebounds and 2.5 blocks against then-No. 21 Rhode Island and Penn State. He set then-career highs for points (23) and rebounds (17) in the two games at the Mohegan Sun in Connecticut.
- » The junior forward posted 23 points on 8-of-15 shooting with a pair of threes to go with a game-high 10 rebounds and four blocks against No. 21 Rhode Island (11/19). He then tallied 17 points and a career-high 17 rebounds against Penn State (11/20).
- » **RECORD REBOUNDING PERFORMANCE:** Washington's 17 rebounds against Penn State (11/20) were a Cronin-era high and the most since Cedric McGowan pulled down 20 rebounds to go with 13 points in an 82-60 home win over DePaul on Jan. 4, 2006.

#11 GARY CLARK, F

- » **PRESEASON HONORS:** Along with Caupain, Gary Clark was selected to the preseason watch list for the Lute Olson National Player of the Year Award and was a unanimous preseason AAC First Team selection (2016-17).
- » **HONORS:** Clark has been named to The American's Weekly Honor Roll twice this month (Feb. 6 and Feb. 20).
- » Clark registered his sixth double-double of the season in at USF (2/15), posting 13 points and a season-high 14 rebounds to go with four blocks. He finished with 14 points on 5-of-8 shooting with eight rebounds against Tulsa.
- » Clark recorded 20 points on 8-of-14 shooting and 11 rebounds to go with three assists and two blocks against UConn (2/4). He had nine points and a team-high 12 rebounds at Tulsa (2/1).
- » Clark was named The American's Player of the Week (Dec. 26) after helping UC rally to defeat Marshall 93-91 in overtime on Dec. 22, posting his third double-double of the season with a career-high 26 points on 12-of-15 shooting with 10 rebounds to go with three assists and two blocks.
- » **DOUBLE-DOUBLES:** Clark has six double-doubles this season, three against nationally ranked foes. He recorded 13 points and a season-high 14 rebounds at USF (2/15); posted a season-high 26 points and 10 rebounds against Marshall (12/22); 14 points/12 rebounds at then-No. 16 Butler (12/10); 11 points/10 rebounds at then-No. 19 Iowa State (12/1), 13 points/11 rebounds against No. 24 Xavier (1/26) and 20 points/11 rebounds against UConn (2/4).
- » With 17 double-doubles in his career he ranks second only to Yancy Gates (23 from 2009-12) for most career double-doubles by a UC player during the Mick Cronin era.
- » **SEASON NUMBERS:** Clark is averaging 10.2 points, a team-high 7.8 rebounds, 2.2 assists and 1.2 blocks. He has started 95 of 97 career games.
- » **RANKINGS:** Entering Friday, Clark led The American and was tied for 30th in the nation among active players with 770 career rebounds. That number ranks third among juniors in the nation. He ranks second for most rebounds by a Bearcat during the Mick Cronin coaching era behind only Yancy Gates (916).
- » Clark also ranks among the league leaders in offensive rebounds (second with 3.1) field goal percentage (third at .541), rebounds (fifth at 7.8) and blocks (11th at 1.2) heading into Friday.
- » **LOOKING BACK AT 2015-16:** Clark was tabbed The American's Defensive Player of the Year while earning second team all-league accolades.
- » Clark grabbed 290 rebounds last season, most in a single season since Erik Hicks (329 in 2005-06).
- » Pulled own 536 rebounds in his first two seasons, most since Danny Fortson (574 in 1995 and 1996 combined).

MOST REBOUNDS (CAREER - CRONIN ERA)

RK	NAME (YEAR)	DOUBLE-DOUBLES
1.	Yancy Gates (2009-12)	916
2.	Gary Clark (2015-Present)	760
3.	Justin Jackson (2011-14)	643
4.	Sean Kilpatrick (2011-14)	602

MOST DOUBLE-DOUBLES (SINGLE-SEASON - CRONIN ERA)

RK	NAME (YEAR)	DOUBLE-DOUBLES
1.	Yancy Gates (2011-12)	10
2.	Justin Jackson (2013-14)	8
	Gary Clark (2015-16)	8
4.	Octavius Ellis (2015-16)	7
	Kyle Washington (2016-17)	7
6.	Gary Clark (2016-17)	6
7.	John Williamson (2006-07)	5

MOST DOUBLE-DOUBLES (CAREER - CRONIN ERA)

RK	NAME (YEARS)	DOUBLE-DOUBLES
1.	Yancy Gates (2009-12)	23
2.	Gary Clark (2015-Present)	17
3.	Octavius Ellis (2015-16)	10
4.	John Williamson (2007-08)	8
	Justin Jackson (2011-14)	8
6.	Kyle Washington (2017-Present)	7
7.	Sean Kilpatrick (2011-14)	4

#10 TROY CAUPAIN, G

- » **PRESEASON HONORS:** Caupain earned selection to preseason watch lists for the Naismith Men's College Player of the Year and the Lute Olson National Player of the Year Award.
- » Coaches in The American tabbed him as the league's Co-Preseason Player of the Year (2016-17) along with Dedric Lawson from Memphis.
- » Along with teammate Gary Clark, Caupain was a unanimous Preseason AAC First Team selection (2016-17).
- » **1 OF 2 PLAYERS IN SCHOOL HISTORY:** Caupain enters Sunday's game needing three assists to become only the second player in program history with 1,200 career points and 500 career assists, joining Deonta Vaughn (1,885 points and a school-best 511 assists from 2007-10).
- » **ASSISTS LEADER:** Caupain passed Cashmere Wright (482 from 2010-13) for third place on the UC career assists list with seven assists against Memphis (2/23). His 497 career assists were 18th in the nation among active players entering play on Friday.
- » Caupain has led UC in assists in 71 of 96 games (74.0 percent) since becoming the team's starting point guard at the start of his sophomore season (2014-15).
- » **RANKINGS:** Entering Friday, Caupain ranked fourth in the nation and first in the league with a 3.89-to-1 assist-to-turnover ratio. He also ranks among the league leaders in assists (third at 4.7).
- » **ASSISTS NOTABLE:** Caupain is just the third player in school history to record 100 or more assists in three or more different seasons. He has handed 140 assists this season, 160 in 2015-16 and 121 in 2014-15. He joins Cashmere Wright (106 in 2012-13, 169 in 2011-12 and 138 in 2010-11) and Deonta Vaughn (123 in 2009-10, 149 in 2008-09, 133 in 2007-08 and 106 in 2006-07) on the list.
- » **BALL CONTROL:** Caupain has committed one or zero turnovers in 21 of UC's 30 games this season while averaging a team-high 31.9 minutes of action. During league play, Caupain is averaging an American-best 4.5-to-1 assist-to-turnover ratio (81 assists with only 18 turnovers).
- » **HONORS:** Caupain was named to the league's weekly honor roll on Jan. 23 after averaging a team-high 16.0 points while shooting 10-of-20 from the field with 5.5 assists and 5.0 rebounds in wins over Temple (1/18) and Tulane (1/21).
- » He scored a team-high 18 points on 5-of-10 shooting with nine rebounds and seven assists in the Bearcats' 81-74 home win over Temple. He had 14 points on 5-of-10 shooting with a pair of three-pointers and four assists at Tulane.
- » **SEASON-HIGH EFFORT AT NO. 16 BUTLER:** Caupain tallied a season-high 22 points on 9-of-15 shooting with a pair of threes and five rebounds at No. 16 Butler (12/10).
- » **NEWEST MEMBER OF 1,000-POINT CLUB:** Caupain scored seven points at Iowa State (12/1) to eclipse 1,000 points during his career at Cincinnati. He's the 50th player in school history to join the club and the sixth during the Cronin era, joining Sean Kilpatrick (second at 2,145 points), Deonta Vaughn (fourth at 1,885), Yancy Gates (15th at 1,485), Cashmere Wright (22nd at 1,317) and Dion Dixon (24th at 1,281).

- » The senior guard is also on pace to finish his career listed among the school leaders in assists, games played and minutes played.
- » **SEASON NUMBERS:** Caupain ranks fourth on the team in scoring, averaging 9.9 points to go with 4.5 rebounds and 4.7 assists this season. He has started each of the last 76 games and 96 of the last 97 dating back to the start of 2014-15.
- » **THAT'S MY BOY:** Caupain's mother, Renee, who lives in Richmond, Virginia, has attended 121 of Troy's 131 career games since her son became a Bearcat.
- » **LOOKING BACK AT LAST SEASON:** Caupain was named First Team All-AAC following the 2015-16 regular season.
- » The tallied a career-high 37 points with 10 rebounds, five assists and no turnovers in 56 minutes of play vs. UConn in the four-overtime American Championship quarterfinal loss last season.
- » Handed out 160 assists in 2015-16, most since Cashmere Wright (169 in 2011-12).
- » His 4.8 assists average last season, was the highest by a UC player since Taron Baker (5.0 in 2002-03).

CAREER SCORING

RK	NAME (YEARS)	POINTS
1.	Oscar Robertson (1958-60)	2,973
2.	Sean Kilpatrick (2011-14)	2,145
3.	Steve Logan (1999-2002)	1,985
--		
24.	Dion Dixon (2008-12)	1,281
25.	Kenyon Martin (1999-2000)	1,279
26.	Jim Ard (1968-70)	1,256
27.	Steve Collier (1975-78)	1,252
28.	Troy Caupain (2014-Present)	1,238

CAREER ASSISTS

RK	NAME (YEARS)	CAREER ASSISTS
1.	Deonta Vaughn (2007-10)	511
2.	Eddie Lee (1977-80)	500
3.	Troy Caupain (2014-Present)	497
4.	Cashmere Wright (2010-13)	482
5.	Steve Logan (1999-2002)	456
6.	Oscar Robertson (1958-60)	425

CAREER GAMES PLAYED

RK	NAME (YEARS)	CAREER GAMES PLAYED
1.	Sean Kilpatrick (2011-14)	140
--		
4.	Dion Dixon (2009-2012)	137
5.	Justin Jackson (2011-2014)	136
6.	Steve Logan (1999-2002)	135
7.	Larry Davis (2008-2011)	132
	Yancy Gates (2009-2012)	132
8.	Keith Gregor (1993-1996)	131
	Troy Caupain (2014-Present)	131

CONSECUTIVE GAMES PLAYED

RK	NAME (YEARS)	CONSECUTIVE GAMES PLAYED
1.	Sean Kilpatrick (2011-14)	140
2.	Keith Gregor (1993-96)	131
	Troy Caupain (2014-Present)	131

CAREER MINUTES PLAYED

RK	NAME (YEARS)	CAREER MINUTES PLAYED
1.	Sean Kilpatrick (2011-14)	4,315
2.	Deonta Vaughn (2007-2010)	4,310
3.	Dwight Jones (1980-83)	3,946
4.	Steve Logan (1999-2002)	3,902
5.	Troy Caupain (2014-Present)	3,776

JOHNSON ENJOYING HIS BEST SEASON AS A BEARCAT

- » Senior guard Kevin Johnson has raised his level of play during his final season as a Bearcat.
- » The Cincinnati native owns career-bests in scoring average (8.6), three-pointers (46) and steals (43).
- » Johnson has improve his play since mid-December, especially, ranking fourth on the team, averaging 9.8 points with a team-high 40 three-pointers and 32 steals, helping the Bearcats to an 19-2 mark during the stretch.
- » He has scored in double figures in 10 of the 20 games, including a career-high 18 points with four threes vs. Fairleigh Dickinson (12/17). He was named to The American's Weekly Honor Roll on Dec. 19.

CUMBERLAND SPARKS BEARCATS OFF THE BENCH

- » Freshman Jarron Cumberland has served as Cincinnati's top scorer off the bench this season, averaging 7.6 points while shooting 47.3 percent (71 of 150) from the field.
- » He was named the league's player of the week on Jan. 30, averaging a team-high 20.5 points, shooting 65.0 percent (13 of 20) from the field and 57.1 percent (8 of 14) from three-point range in 20.5 minutes off the bench in two wins for Cincinnati.
- » Cumberland scored a career-high 26 points on 8-of-11 shooting with six three-pointers in the Bearcats' 94-53 home win over USF (1/29).
- » Cumberland also keyed Cincinnati's comeback home win over No. 24/22 Xavier (1/26), sparking the Bearcats' rally with 13 of his 15 points in the second half.
- » He also earned the league's Rookie of the Week award twice in a three-week stretch.

TIP-INS

- » **TEAM NATIONAL RANKINGS:** The Bearcats enter the weekend ranked among the nation's top 25 leaders in 10 categories: assist-to-turnover ratio (third at 1.61), scoring defense (fourth at 60.6), field goal percentage defense (sixth at .382), win-loss percentage (seventh at .867), scoring margin (eighth at +14.3), blocks shots per game (11th at 5.5), fewest turnovers per game (11th at 10.5), turnover margin (11th at +3.7), fewest fouls per game (12th at 15.7) and assists (19th at 16.8).
- » **NOTES ON THE DEFENSE:** Cincinnati has held 24 of its 30 opponents this season under 70 points and held 16 foes below 40 percent field goal shooting.
- » Since UC started its run of six consecutive appearances in the NCAA Tournament (starting with the 2010-11 season), the Bearcats have allowed opponents to score 70 or more points in only 14.3 percent of their games (34 of 237).
- » Last season, the Bearcats ranked fourth nationally in blocks per game (5.8), ninth in total blocks (182) and 28th in steals per game (7.8).
- » **BLOCKS:** Cincinnati entered Friday ranked among the nation's leaders in blocks per game (11th at 5.5) and total blocks (10th with 165).
- » UC posted a season-high 10 blocks against Samford (11/23). The Bearcats have recorded 10 or more blocks in a game 15 times during the Cronin era.
- » Kyle Washington (sixth at 1.4) and Gary Clark (11th at 1.2) entered Friday ranked among the AAC leaders in blocks.
- » The Bearcats have ranked among the nation's top-20 in total blocks in each of the past four seasons (see page 10).

- » **STEALS:** UC entered Friday leading the league with 7.7 steals per game. Three Bearcats rank among the league leaders in steals: Kevin Johnson (seventh at 1.4), Jacob Evans (7-10th at 1.3) and Troy Caupain (12th at 1.2).
- » **OFFENSIVE NUMBERS UP:** Cincinnati's offensive numbers are improved this season. The Bearcats are shooting 46.3 percent from the field. That's the best percentage by a Bearcats' squad since 2001-02 (.467) and the sixth best in school history behind 1999-2000 (.480), 1996-97 (.496), 1977-78 (.503) and 1959-60 (.511).
- » The Bearcats are averaging 74.9 points this season, the most by a UC squad since 2004-05 (75.9).
- » The Bearcats have scored 90 or more points six times this season, the most since 2000-01 (six times). UC has scored 50 or more points in a half eight times this season, including a season-high and American Conference-record 65 points in the first half against Fairleigh Dickinson (12/17). UC has shot 50 percent or better from the field in 12 games, including a season-high 64.7 percent against Fairleigh Dickinson (12/17).
- » UC ranks among the league leaders in field goal percentage (second at .463), scoring offense (second at 74.9) and assists (first at 16.8).
- » **TRIO OF LEAGUE'S TOP SHOOTERS:** Three Bearcats ranks among the league's top shooters: Gary Clark (third at 54.1 percent), Kyle Washington (sixth at 51.1 percent) and Jacob Evans (15th at 46.8 percent).
- » **TAKING CARE OF THE BALL:** Entering Friday, UC ranked 11th in the nation, averaging only 10.5 turnovers per game. Troy Caupain has committed one or zero turnovers in 21 of UC's 30 games this season while averaging a team-high 31.9 minutes of action.
- » The Bearcats committed a season-low three miscues against Texas Southern (12/13). UC had only four miscues vs. SMU (1/12) and five against UCF (2/8).
- » UC also ranks third in the nation with a 1.61-to-1 assist-to-turnover ratio.
- » **21ST BIRTHDAY TO REMEMBER:** Sophomore guard **Justin Jenifer** should remember his 21st birthday, scoring a career-high 14 points on 5-of-8 shooting with four three-pointers in 28 minutes against Bowling Green (12/4).
- » Jenifer is averaging more minutes this season (13.6 minutes compare with 8.6 minutes a year ago). He ranks tied for third on the squad, averaging 2.2 assists and owns a 4.3-to-1 assist-to-turnover ratio. He owns an 6.8-to-1 ratio (34 assists with 5 turnovers) since the start of league play.
- » He handed out a career-high nine assists against both Texas Southern (12/13) and USF (1/29). He has made at least one three-pointer in 11 games this season.
- » Freshman center **Nysier Brooks** tallied 10 points on 4-of-5 shooting with three blocks against Samford (11/23).
- » He registered five blocks at East Carolina (1/15).
- » UC set American Athletic Conference records for points (119) and field goals (44) in its 119-68 home win over Fairleigh Dickinson (12/17). Its 64.7 percent (44 of 68) field goal shooting tied for a Cronin-era high and tied for second highest in league history. The Bearcats' 51-point margin of victory was the fourth most in league history.
- » UC's 119 points scored were its most in a game since posting 120 against St. Joseph's (Ind.) on Nov. 23, 1975.

- SEASON NOTES -

25TH ANNIVERSARY OF 1992 FINAL FOUR

- » The 25th anniversary of Cincinnati's 1992 NCAA Final Four team was celebrated at halftime of the UConn game (2/4).
- » The 1991-92 team finished 29-5 overall, winning a share of the Great Midwest Conference regular-season crown and claiming the league's tournament title before making the program's sixth Final Four appearance. The Bearcats were led in scoring by guard/forward Herb Jones (18.8 points per game), guard Anthony Buford (15.3) and guard Nick Van Exel (12.3).
- » Several members of the squad, including players, coaches, managers and cheerleaders were introduced.
- » Video messages were shown from former UC head coach Bob Huggins, assistant coach Larry Harrison and former Bearcat greats Erik Martin and Nick Van Exel.
- » The Bearcats wore white Under Armour throwback uniforms during the game. The uniforms reflected the similarities of those worn during the memorable season.

DERMARR JOHNSON RETURNS TO PROGRAM

- » Former UC men's basketball standout and NBA player DerMarr Johnson has returned to the program as a student assistant coach.
- » Johnson will assist the program while taking classes to complete his degree at UC.
- » The sixth pick in the 2000 NBA draft by the Atlanta Hawks, Johnson played one season at Cincinnati, earning Conference USA Freshman of the Year accolades while averaging 12.6 points and 3.8 rebounds during the 1999-2000 campaign. On a team that featured National Player of the Year Kenyon Martin and third-team All-American Pete Mickeal, as well as Steve Logan and Kenny Satterfield, Johnson helped guide the Bearcats to a 29-4 overall record and the league's regular-season title while ranking as the nation's No. 1 team for 12 weeks.
- » Johnson played two seasons with the Hawks, averaging 8.4 points and 3.4 rebounds in 2001-02. He overcame injuries sustained from an automobile accident in September 2002 to play parts of five more seasons in the league with the New York Knicks, Denver Nuggets and briefly with the San Antonio Spurs. He averaged 17 points and shot 49.9 percent with Denver during the 2004-05 season.
- » Following his NBA career, Johnson traveled the world playing professional basketball in China, Italy, Saudi Arabia, Venezuela, Colombia, Lebanon, the Philippines, Argentina, Puerto Rico, and the Dominican Republic.
- » As an assistant under former UC head coach Bob Huggins, Cronin recruited Johnson, a consensus high school All-American, to the Cincinnati program.
- » A 6-9, 200-pound guard from Riverdale, Maryland, Johnson averaged 26.1 points, 6.3 rebounds and 3.9 assists at Maine Central Institute in 1998-99 prior to coming to UC.

UC'S FIRST ALL-AMERICAN PASSES AWAY

- » Dick Dallmer, the first All-American in UC men's basketball history, died Feb. 8 at the age of 92.
- » Dallmer, born Aug. 7, 1924, played for the Bearcats from 1948-1950 and was UC's first three-time All-America selection. He earned Associate Press Honorable Mention All-America honors in 1948 and 1949 and AP Third Team All-American laurels in 1950.
- » The Middletown, Ohio native closed his career in 1950 as UC's all-time scoring leader with 1,098 points, though he did not lead the team in scoring in any of his three seasons. Dallmer helped direct UC to three consecutive Mid-American Conference championships. He earned three

team most valuable player awards during his career, a feat matched only by the great Oscar Robertson.

- » Dallmer captained both the 1949 and 1950 squads. During his junior season in 1949, he helped lead the Bearcats to 23-5 record and a No. 10 national ranking. It marked the first time in program history that UC earned at least 20 wins in a season. As a senior, Dallmer was named first team All-MAC as the Bearcats went undefeated in league play before finishing with a 20-6 overall mark.
- » Dallmer was selected by Philadelphia in the 1950 NBA Draft. He was inducted into the James P. Kelly UC Athletics Hall of Fame in 1984 and the Ohio Basketball Hall of Fame in 2012.

BEARCATS PICKED TO WIN THE AMERICAN

- » American Athletic Conference coaches picked Cincinnati to win the league at preseason media day on Oct. 24.
- » The Bearcats received a league-high six first-place votes and 95 points overall in the preseason poll to finish ahead of UConn, who gathered five first-place votes and 94 points overall. SMU (76 points) was tabbed third followed by Houston (75), Memphis (63), Temple (56), East Carolina (39), UCF (37), Tulsa (34), USF (25) and Tulane (11).
- » It marks the first time UC has been the preseason pick to win a league since 2002-03 (Conference USA).

CAUPAIN, CLARK RECEIVE PRESEASON ACCOLADES FROM LEAGUE COACHES

- » UC senior guard Troy Caupain and junior forward Gary Clark garnered preseason acclaim from American Athletic Conference coaches at the league's media day on Oct. 24.
- » Caupain earned The American's Co-Preseason Player of the Year honor along with Memphis sophomore swingman Dedric Lawson. Caupain and Clark were both selected as the only unanimous picks to the league's first team. Other first-team selections were Lawson along with SMU forward Ben Moore and Houston guard Damyean Dotson.
- » Caupain is the first Bearcat named conference preseason player of the year since Steve Logan earned the recognition from Conference USA coaches before the 2001-02 season.
- » Caupain is the lone conference player returning who earned postseason first-team all-league honors a year ago.

TRIO SIGNS WITH BEARCATS

- » Guards Trevor Moore and Keith Williams and forward/center Elie Nsoseme (Ellie Nah-SOE-mee) signed national letters of intent in November to attend the University of Cincinnati and play basketball for the Bearcats beginning with the 2017-18 season.
- » Moore, a 6-foot-5, 195-pound guard from Houston, Texas, averaged 14.3 points while shooting 37.6 percent (56 of 149) from three-point range and 39.0 percent (67 of 172) from the field during 16 games for the 2016 Houston Defenders, an AAU squad on the Under Armour Association's 17U summer circuit. His 35 three-pointers during the circuit's April-May schedule ranked second among all guards. A three-time all-district selection at Phillis Wheatley High School, Moore led the Greater Houston area in three-pointers made as a junior. He is currently enrolled at South Kent Prep in Connecticut.
- » Williams, a 6-foot-5, 190-pound guard from Brooklyn, New York, averaged 15.0 points and 4.3 rebounds while shooting 47.8 percent (96 of 201) from the field and 40.6 percent (28 of 69) from three-point range in 17 games for New Heights, an AAU squad on the 2016 Under Armour Association's 17U summer circuit. A 2015-16 First-Team All-Catholic High School Athletic Association selection,

Williams helped guide Bishop Loughlin Memorial to a 22-8 record while averaging 16.0 points per game as a junior. He scored 21 points and surpassed 1,000 career points while leading Bishop Loughlin Memorial to the CHSAA Brooklyn-Queens AA diocesan title.

- » Nsoseme, a 6-foot-9, 195-pound forward/center from Kinsasha, Democratic Republic of Congo, has averaged 15 points, 12 rebounds, four blocks and three assists through five games this fall at The RISE Centre Academy in Brantford, Ontario, Canada. Last season at Clarkson Academy in Mississauga, Ontario, Canada, Nsoseme produced six triple-doubles (points, rebounds and blocks) while averaging 14 points, 11 rebounds and six blocks per game.

BEARCAT POINTS OF PRIDE

- » UC is one of eight schools in the nation to play in six consecutive NCAA Tournaments, joining Duke, Gonzaga, Kansas, Michigan State, North Carolina, VCU and Wisconsin.
- » UC has appeared in the NCAA Tournament 20 times in the past 25 years - tied for seventh most in the nation.
- » UC is one of only 21 programs in the nation with 30 or more NCAA Tournament appearances.
- » UC ranks 16th in the nation for most all-time wins (1,753).
- » It is one of two teams to rank among the nation's top-25 leaders in scoring defense each of the past four seasons (along with Louisville).
- » The Bearcats have won 25 or more games in four of the last seven seasons and won at least 22 games in each of the last seven seasons, including a high mark of 27 victories during the 2013-14 season.
- » UC head coach Mick Cronin ranks as the winningest coach in the nation among active coaches his age (45) or younger and has the fourth-most wins (302) among coaches under 50-years old.
- » Cronin also ranks as one of only seven coaches to take his team to the NCAA Tournament in each of the last six years, joining Mark Few (Gonzaga), Tom Izzo (Michigan State), Mike Krzyzewski (Duke), Bill Self (Kansas), Shaka Smart (VCU/Texas) and Roy Williams (North Carolina).
- » The consistency of Cincinnati's coaching staff - entering its fifth season together - ranks as the second-longest unchanged staff among high-major programs according to John Akers at Basketball Times. Michigan State's staff ranks first, entering its sixth season intact in 2016-17.

CINCINNATI TRADITION - BY THE NUMBERS

- » 2 National Titles (1961, 1962)
- » 6 Final Fours (1959-63, 1992)
- » 8 Elite Eights (Last: 1996)
- » 10 Sweet Sixteens (Last: 2012)
- » 30 NCAA Tournament Appearances
- » 20 NCAA Tournament Appearances since 1992
- » 10 NIT Appearances
- » 28 Conference Regular-Season Titles (Last: 2014)
- » 10 Conference Tournament Titles (Last: 2004 [C-USA])
- » 1,753 all-time wins (16th most in nation)
- » 30 All-Americans (Last: Sean Kilpatrick [2014])
- » 77 All-Conference Selections (Last: Troy Caupain & Gary Clark [2016])
- » 56 NBA Draft Picks (Last: Lance Stephenson [2010])
- » 50 members of 1,000-point club
- » 408 weeks ranked in AP Top 25
- » 205 weeks ranked in AP Top 10
- » 45 weeks ranked No. 1
- » 2 Members of National Basketball Hall of Fame Jack Twyman & Oscar Robertson
- » 2 Olympic Gold Medalists Robertson (1960) & George Wilson (1964)

NCAA DIVISION I WINS - TOP 20 (THRU MAR. 2)

RK	TEAM	WINS
1.	Kentucky	2,230
2.	Kansas	2,213
3.	North Carolina	2,199
4.	Duke	2,111
5.	Temple	1,885
6.	Syracuse	1,860
7.	UCLA	1,845
8.	Notre Dame	1,842
9.	St. John's	1,816
10.	Louisville	1,802
11.	Indiana	1,799
12.	BYU	1,786
13.	Utah	1,779
14.	Arizona	1,764
15.	Illinois	1,762
16.	Cincinnati	1,753
17.	Texas	1,749
18.	Western Kentucky	1,748
19.	Penn	1,745
20.	Purdue	1,744
21.	Washington	1,743

Games through Mar. 2.

- 2015-16 SEASON REVIEW - TEAM ACCOMPLISHMENTS

- » Cincinnati featured one of the nation's best defenses, ranking 12th in scoring defense at 63.3 points per game. The Bearcats also ranked nationally in total blocks (ninth at 182), blocks per game (fourth at 5.8), field goal percentage defense (13th at .393), turnover margin (30th at 2.6), offensive rebounds per game (20th at 13.4) and steals per game (28th at 7.8).
- » UC ended the season ranked ninth in the nation for fewest fouls per game at 15.6.
- » UC finished the season averaging 7.6 three-pointers per game, second in The American and the second most in school history behind the 1993-94 squad (7.9 threes). The Bearcats' .348 three-point shooting percentage ranked as the highest of the Cronin era and best since the 2004-05 (.349).
- » Double-doubles were trending with the Bearcats during the year. Cincinnati registered at least one double-double in seven of the last 11 games and 17 times this season.
- » Cincinnati lost six games by two points last season. In eight of its 11 losses during the year - Butler, Iowa State, Temple (twice) at SMU, at Tulsa, vs. UConn in the league tournament and Saint Joseph's in the NCAA Tournament - UC held the lead at some point within the last five minutes of the game or in overtime periods.

PLAYER ACCOMPLISHMENTS

- » Troy Caupain's 4.8 assists per game during 2015-16 was the highest by a Bearcat since Taron Barker (5.0 in 2002-03).
- » Caupain finished with 160 assists last season, the most by a Bearcat since Cashmere Wright dished out a Mick Cronin-era record 169 during the 2011-12 campaign. He committed more turnovers than handed out assists in only three games.
- » Gary Clark and Octavius Ellis finished as the only duo in The American to rank among the top 10 leaders in rebounds, blocks and field-goal percentage.
- » Shaq Thomas finished his career seeing action in 129 games as a Bearcat, tying for 11th most in program history.
- » Head coach Mick Cronin earned his 200th win at Cincinnati in a 97-75 home win over Tulane (1/24).



FIFTH THIRD ARENA RENOVATION BEGINS IN APRIL 2017

Fifth Third Arena, the home of Cincinnati basketball since the start of the 1989-90 season, will undergo a privately-funded \$87-million renovation following the 2016-17 campaign.

Construction is scheduled to begin in April 2017 and be completed prior to the 2018-19 campaign.

"Our entire University has grown and transformed into one of the best in the country over the past 15 years, both academically and aesthetically," men's basketball head coach Mick Cronin said. "This arena will be awesome. The planning has been meticulous and the first-class, new design is as good as I've seen across all of college basketball. This building is about our future and is a testament to the commitment our University and donors have toward our programs."

Proposed improvements to the facility, built in 1989 and originally named the Myrl H. Shoemaker Center, include the creation of a 360-degree seating bowl, new HD scoreboard, ribbon boards, sound system, an LED lighting system which will allow for enhanced gameday presentation, new restroom and concession facilities, a new upper-level concourse with its own fan amenities, expanded food and beverage options and a new main entrance and plaza with centralized ticketing and guest services. The renovated arena also will feature upgraded locker room spaces, expanded premium seating options, including a courtside club, arena club and concourse club as well as enclosed suites, loge seating, a new Bearcats Lounge and super suites.

"We are inspired by the passionate engagement from the Board of Trustees, campus leadership and key constituents who are making a bold commitment to our athletic program and the campus community," UC Director of Athletics Mike Bohn said.

Those interested in making a gift to the construction of the arena should contact the UCATS office at 513-556-0735.

ARENA WEBSITE: OURHOUSE2018.COM

The University of Cincinnati Department of Athletics has launched a website for the upcoming Fifth Third Arena Renovation titled **OurHouse2018.com**.

The website, created in conjunction with the University's Office of Creative Services, was developed to provide Bearcats fans current and up-to-date information on the arena construction project which is already underway.

OurHouse2018.com features an updated fly-through of the arena renovations, new renderings and information for those interested in purchasing tickets, premium seating or making a donation to the \$87-million privately-funded project.

SIXTH-FLOOR SUITES READY FOR 2016-17 SEASON

Fans visiting the University of Cincinnati's Fifth Third Arena this fall will have the opportunity to take part in a new premium seating experience for the 2016-17 season.

The addition of four luxury suites on the sixth floor of the arena is the first phase of an \$87-million renovation of the 26-year old venue which will kick off in earnest following the close of the 2016-17 basketball season.

The 18-seat suites overhang the north baseline of the court.

BEARCATS TO PLAY GAMES AT BB&T ARENA IN 2017-18

Cincinnati men's basketball will play its 2017-18 home schedule at Northern Kentucky University's BB&T Arena.

The offsite schedule is due to the upcoming \$87-million renovation of Fifth Third Arena which begins in earnest this March and will conclude in October 2018.

"We are excited for the opportunity to play in one of the newest facilities in the area," UC Director of Athletics Mike Bohn said. "This was a long, thorough and engaging process with numerous stakeholders throughout our region. Hamilton County officials were all in for the right reasons and a key part of our discussions. The tri-state area is unique because of its regionality which encompasses a large swath of our fan base. All of those factors helped us make the right decision for our department and University while being fiscally responsible and providing an outstanding experience for our student-athletes, fans, students, donors and supporters."

BB&T Arena was built in 2008 and will provide the Bearcats a state-of-the-art facility a short drive from UC's campus. The 9,400-seat multipurpose arena is located seven miles from downtown Cincinnati and features 12 luxury suites, a pair of party suites and 8,000 parking spaces within a five-minute walk to the arena. A four-sided video board, statistics boards and ribbon boards will keep fans up-to-date on what is going on in-game.



THE CRONIN FILE

- » **Hometown:** Cincinnati, Ohio
- » **Alma Mater:** Cincinnati '97
- » **Family:** daughter, Samantha

COACHING EXPERIENCE

- » **1998-2001:**
Assistant Coach, Cincinnati
- » **2002-2003:**
Associate Head Coach, Louisville
- » **2004-2006:**
Head Coach, Murray State
- » **2007-Present:**
Head Coach, Cincinnati

AWARDS

- » 2014 American Athletic Conference Coach of the Year
- » 2014 NABC District 25 Coach of the Year
- » 2014 Finalist for USBWA Henry Iba Award
- » 2006 Ohio Valley Conference Coach of the Year

NOTES & ACCOMPLISHMENTS

- » One of only seven coaches to take his team to the NCAA Tournament in each of the last six years, joining Mark Few (Gonzaga), Tom Izzo (Michigan State), Mike Krzyzewski (Duke), Bill Self (Kansas), Shaka Smart (VCU/Texas) and Roy Williams (North Carolina).
- » Leads the nation in Division I wins (302) and NCAA Tournament appearances (eight) among active coaches age 45 or younger entering the 2016-17 campaign.
- » Cincinnati has ranked among the nation's top 25 defenses each of the last four seasons in scoring defense, field-goal percentage defense and blocks per game.
- » The Bearcats claimed the 2014 American Athletic Conference regular-season crown.
- » Murray State won the 2004 Ohio Valley Tournament crown and the 2006 OVC regular-season and tournament title.
- » Cronin has directed eight teams to the NCAA Tournament as a head coach and advanced 13 teams to the Big Dance as a head coach or assistant.

CINCINNATI HEAD COACH MICK CRONIN

The second decade of the Mick Cronin era begins now. Ten years after returning to his alma mater and hometown city in March 2006 with a determined work ethic, steady approach and vision for rebuilding the proud University of Cincinnati basketball program, Cronin has the Bearcats on solid footing poised for more prominence.

Though his first squad featured only one returning starter in 2006-07, Cronin tirelessly went to work setting the culture necessary to building long-term success while competing within arguably the sport's toughest league ever organized – the old BIG EAST Conference. Despite the surroundings, Cincinnati began the retooling process, becoming the only program from a major conference to improve its win total every season from 2007 to 2011, building from 11 wins in 2007 to 26 victories and a return to the NCAA Tournament in 2011.

Now a fixture at the Big Dance, Cincinnati can include itself on an elite list of eight programs appearing in six consecutive NCAA Tournaments, along with Duke, Gonzaga, Kansas, Michigan State, North Carolina, VCU and Wisconsin.

SIX CONSECUTIVE TRIPS TO THE NCAA TOURNAMENT

2015-16: Cincinnati won 11 of its final 15 games of the regular season, including a 61-54 win over then-No. 24 SMU on March 6, to register its sixth consecutive NCAA Tournament appearance. Junior Troy Caupain received First Team American Athletic Conference accolades while sophomore Gary Clark was named the league's defensive player of the year and second-team all-conference honoree. The Bearcats finished 22-11 overall and tied for third in the league with a 12-6 mark.

2014-15: A young, inexperienced group of newcomers and role players overcame the loss of its head coach due to health reasons and banded together to register a 23-11 mark and achieve the program's first third-round NCAA Tournament appearance since 2012. UC finished third in the conference but swept league-winner SMU and registered a victory at second-place Tulsa (in the only meeting between the schools) to secure the school's fifth consecutive NCAA Tournament invite. The Bearcats outlasted Purdue 66-65 in overtime in the second round of the NCAA Tournament before falling to previously unbeaten Kentucky, 64-51.

2013-14: Cincinnati won a share of the inaugural American Athletic Conference regular-season crown, the program's first conference title since 2003-04, behind the efforts of AP All-American Sean Kilpatrick and league defensive player of the year Justin Jackson. Kilpatrick led The American with 20.6 points per game and Cronin was named The American's Coach of the Year in leading UC to a 27-7 record – its most wins since 2001-02. The Bearcats strung together 15 consecutive wins, including their first 11 league games. UC was listed among the top 15 teams in the AP poll during each of the last eight weeks of the regular season, climbing as high as seventh.

2012-13: Senior Cashmere Wright fought through nagging injuries and, along with fellow senior JaQuon Parker and junior Sean Kilpatrick, helped lead the Bearcats to a 22-12 overall record and third consecutive NCAA Tournament appearance. Wright finished his career as UC's all-time steals leader (198) and Cronin claimed his 200th career coaching win. The Bearcats ranked sixth nationally with 6.1 blocks per game.

2011-12: Cincinnati advanced to the NCAA Sweet 16, registered 26 wins for the second consecutive season and defeated a school record eight nationally ranked teams, including No. 2 Syracuse in the semifinals of the BIG EAST Championship. The Bearcats posted a school-record 12 wins in the BIG EAST en route to tying for fourth place in the league standings and finishing as runners up in the league tournament. Yancy Gates capped off his career as one of only six players in program history to compile more than 1,400 points and 900 rebounds. The Bearcats outlasted Texas and Florida State before falling to Ohio State in the NCAA Tournament.

2010-11: Cincinnati won its first 15 games of the season and closed strong with five victories in its last six regular-season contests to secure its first NCAA Tournament appearance since 2005. Yancy Gates led the Bearcats with 11.9 points and 6.9 rebounds and Sean Kilpatrick was named to the BIG EAST All-Rookie team. UC defeated Missouri 78-63 before falling to eventual national champion UConn 69-58 in the third round of the NCAA Tournament. The Bearcats finished 26-9 overall.

Cronin has guided Cincinnati to 170 wins since the start of the 2010-11 season, highlighting one of the most successful periods in program history with six 20-win seasons, including three years with at least 26 victories.

Tenacious defense and continuous all-out effort reflect the Bearcats' standard. Cincinnati is one of only two programs in the nation (along with Louisville) to rank among the top 25 in scoring defense in each of the last four seasons. The Bearcats allowed only 55.8 points a game in 2014-15, the third fewest in school history (since 1960).

You can also find Cincinnati's name listed among the top 25 teams in field-goal percentage defense and blocks per game in each of the last four seasons. The 2012-13 Bearcats squad set Cronin-era high marks, ranking 14th in field-goal percentage defense (.387) and sixth in blocks (6.1).

After 10-plus seasons at Cincinnati, Cronin has compiled a 233-133 mark and owns a 302-157 record in 13-plus years as a college head coach. He entered the 2016-17 campaign as the nation's winningest active coach age 45 or younger and the fifth winningest active coach under the age of 50 (birth dates as of Nov. 1, 2016).

PRIOR TO CINCINNATI

Success seems to follow Cronin, who came to Cincinnati after serving three years as head coach at Murray State (2004-06). As mentor of the Racers, Cronin compiled a 69-24 overall record while earning a pair of NCAA tournament berths.

In his debut season as head coach, Cronin directed Murray State to a school-best 28-6 record, the Ohio Valley Conference Tournament championship and an NCAA Tournament appearance. His 28 wins were the sixth most in NCAA history for a first-year head coach at the time. He earned OVC Coach of the Year honors two seasons later, guiding Murray State to another OVC regular-season title, league tournament crown and NCAA Tournament appearance with a 24-6 mark in 2005-06.

Prior to Murray State, Cronin built a sterling reputation for his ability to evaluate and recruit top talent. In his stint at UC as an assistant coach for Bob Huggins from 1997-2001, Cronin recruited several top players, including NBA Draft selections Steve Logan (Golden State); DerMarr Johnson (Atlanta); Pete Mickeal (Dallas); Kenny Satterfield (Dallas); and Jason Maxiell (Detroit).

Following the 2000-01 season, Cronin became the associate head coach and recruiting coordinator at Louisville, under Rick Pitino. In his first year, Cronin helped attract a top-10 ranked recruiting class.

COMMUNITY INVOLVEMENT

Cronin's passion for success on the court also carries over to the local community where he is committed to making a difference. He currently serves as a board member on the American Cancer Society's Coaches vs. Cancer of Southwest Ohio chapter.

He also assists with a major fundraising event - Soul of the City Soiree - for Our Daily Bread that has generated more than \$100,000 each of the past four years to assist the soup kitchen and community center in Cincinnati.

Cronin also annually speaks with the Young Executive Group of the Catholic Inner-City Schools Education (CISE) Fund. The group raises money from area corporations to help give children from low income urban settings the opportunity to attend Catholic schools.

During the 2013-14 season, Cronin also wrote a column in the Cincinnati Enquirer highlighting the dangers of texting while driving as part of the ATGT sponsored "It Can Wait" campaign. He spotlighted the campaign again during an on-campus awareness event in October 2014.

PATH TO COACHING

Cronin has long held great pride in the Queen City, the University of Cincinnati and the sport of basketball. As a child growing up on the west side of town, he used to follow his father Harold "Hep" Cronin -- a highly successful local high school coach with more than 400 career wins -- around the gyms of Cincinnati. A product of LaSalle High School, Cronin had his playing career end sooner than expected due to a knee injury in high school.

That didn't stop his desire to find his place in basketball. While completing his undergraduate degree at UC, Cronin served as assistant varsity coach and head junior varsity coach at Woodward High School. He helped develop six players who went on to play Division I college basketball, including former Bearcat Damon Flint, who ranks among the top 25 scorers in program history.

Cronin made the jump from high school to college coaching during the 1996-97 season joining Huggins as video coordinator at UC. A year later, Cronin was elevated to an assistant coach for the Bearcats, setting the stage for his long tenure in college basketball.

Cronin resides in Cincinnati with his 10-year old daughter, Samantha.



CRONIN'S YEARLY COACHING RECORD

SEASON	SCHOOL (CONF.)	POSITION	RECORD/CONF.	POSTSEASON (RECORD)
1996-97	Cincinnati (C-USA)	Video Coordinator		
1997-98	Cincinnati (C-USA)	Asst. Coach	27-6/14-2	NCAA West Regional (1-1)
1998-99	Cincinnati (C-USA)	Asst. Coach	27-6/12-4	NCAA East Regional (1-1)
1999-00	Cincinnati (C-USA)	Asst. Coach	29-4/16-0	NCAA South Regional (1-1)
2000-01	Cincinnati (C-USA)	Asst. Coach	25-10/11-5	NCAA West Regional Semis(2-1)
2001-02	Louisville (C-USA)	Assoc. Head Coach	19-13/8-8	NIT (1-1)
2002-03	Louisville (C-USA)	Assoc. Head Coach	25-7/11-5	NCAA East Reg. (1-1)
2003-04	Murray State (OVC)	Head Coach	28-6/14-2	NCAA Atlanta Reg. (0-1)
2004-05	Murray State (OVC)	Head Coach	17-11/11-5	---
2005-06	Murray State (OVC)	Head Coach	24-7/17-3	NCAA Washington Reg. (0-1)
Murray State Totals		3 years	69-24/42-10	.742/.808
2006-07	Cincinnati (BIG EAST)	Head Coach	11-19/2-14	---
2007-08	Cincinnati (BIG EAST)	Head Coach	13-19/8-10	Col. Basketball Invit. (0-1)
2008-09	Cincinnati (BIG EAST)	Head Coach	18-14/8-10	---
2009-10	Cincinnati (BIG EAST)	Head Coach	19-16/7-11	NIT (1-1)
2010-11	Cincinnati (BIG EAST)	Head Coach	26-9/11-7	NCAA Third Round (1-1)
2011-12	Cincinnati (BIG EAST)	Head Coach	26-11/12-6	NCAA East Regional Semis(2-1)
2012-13	Cincinnati (BIG EAST)	Head Coach	22-12/9-9	NCAA Second Round (0-1)
2013-14	Cincinnati (American)	Head Coach	27-7/15-3	NCAA Second Round (0-1)
2014-15	Cincinnati (American)	Head Coach	23-11/13-5	NCAA Third Round (1-1)
2015-16	Cincinnati (American)	Head Coach	22-11/12-6	NCAA West Region (0-1)
2016-17	Cincinnati (American)	Head Coach	26-4/15-2	
Cincinnati Totals		11th year	233-133/112-83	.637/.574
Head Coaching Totals		14th year	302-157/154-93	.658/.623

CRONIN'S RECORD AGAINST ALL OPPONENTS

SCHOOL	W-L	SCHOOL	W-L	SCHOOL	W-L
Alabama	1-0	Lipscomb	2-0	Southern Miss	1-0
Alabama State	1-0	Louisville	5-7	South Carolina Upstate	1-0
Albany	1-0	Marquette	3-4	South Dakota	1-0
Appalachian State	1-0	Marshall	2-1	St. Francis (Pa.)	2-0
Arkansas-Little Rock	1-0	Maryland	1-0	St. John's	5-6
Arkansas-Pine Bluff	3-0	Maryland Eastern Shore	1-0	Saint Joseph's	0-0
Arkansas Tech	1-0	Memphis	5-5	St. Mary's (Calif.)	0-1
Austin Peay	4-1	Miami (Ohio)	5-0	Stony Brook	1-0
Belmont	0-1	Middle Tennessee	2-0	Syracuse	2-6
Bowling Green	2-1	Mississippi State	1-0	Texas	1-0
Bradley	0-1	Mississippi Valley State	1-0	TCU	1-0
Brown	1-0	Missouri	1-1	Temple	6-3
Butler	0-2	Morehead State	8-0	Tennessee	0-1
Cal-State Bakersfield	1-0	Morgan State	1-0	Tennessee State	5-1
Cal-Davis	1-0	Mount St. Mary's	1-0	Tennessee Tech	3-2
Campbell	2-0	Nebraska	2-1	Tennessee-Martin	9-0
Campbellsville	1-0	New Mexico	0-2	Texas A&M-CC	1-1
Central Michigan	1-0	Norfolk State	1-0	Texas-San Antonio	2-0
Charleston Southern	1-0	North Carolina	0-1	Texas Southern	3-0
Chicago State	3-0	North Carolina A&T	1-0	Toledo	2-0
Cincinnati	0-1	North Carolina Central	2-0	Tulane	4-1
Coastal Carolina	2-0	NC State	3-1	Tulsa	4-1
Creighton	0-1	Northwestern State	1-0	UAB	1-4
Dayton	1-1	Notre Dame	3-7	UCF	6-1
Delaware State	2-0	Oakland	1-0	UConn	9-13
DePaul	6-3	Ohio	0-1	UMass Lowell	1-0
East Carolina	4-1	Ohio State	0-2	UNLV	1-0
Eastern Illinois	6-1	Oklahoma	2-0	USC Upstate	2-0
Eastern Kentucky	6-1	Ole Miss	0-1	USF	12-4
Fairfield	1-0	Oregon	1-0	Utah Valley	1-0
Fairleigh Dickinson	1-0	Penn State	1-0	Vanderbilt	1-0
Florida A&M	1-0	Pittsburgh	4-8	Villanova	4-4
Florida State	1-1	Prairie View A&M	1-0	VCU	1-1
Georgetown	6-6	Presbyterian	0-1	Wagner	2-0
Georgetown College	1-0	Providence	4-5	Weber State	1-0
George Washington	1-0	Purdue	1-0	West Florida	1-0
Georgia	1-0	Radford	1-0	West Virginia	3-5
Georgia Southern	1-0	Rhode Island	0-1	Western Carolina	2-0
Gonzaga	0-1	Rice	2-0	Western Illinois	1-0
Harvard	0-1	Robert Morris	1-0	Western Kentucky	1-1
High Point	1-0	Rutgers	8-4	Winthrop	1-0
Houston	7-1	Saint Joseph's	0-1	Wofford	0-1
Howard	1-0	Samford	3-3	Wright State	3-0
Illinois	0-1	San Diego State	1-0	Xavier	4-7
Illinois-Chicago	1-0	Savannah State	1-0	<i>2016-17 opponents in boldface</i>	
Illinois State	0-1	Seton Hall	4-3		
Iowa State	2-1	SIU-Edwardsville	2-0		
IPFW	1-0	SMU	5-3		
Jacksonville State	6-0	SE Missouri State	5-2		
Kennesaw State	1-0	Southern Illinois	1-2		
Kentucky	0-1	SE Louisiana	1-0		

CINCINNATI'S DEFENSIVE NUMBERS UNDER CRONIN

CINCINNATI'S DEFENSIVE STATISTICS DURING THE MICK CRONIN ERA (11TH SEASON; 2007-PRESENT)

YEAR	UC RECORD	OPP FGM-FGA	OPP FG%	OPP 3FGM-3FGA	OPP 3FC%	OPP PPG	GAMES ALLOWED <70 PTS	GAMES ALLOWED <60 PTS	GAMES ALLOWED <50 PTS	GAMES ALLOWED <40% FG	GAMES ALLOWED <35% FG	FORCED TURNOVERS	UC BLOCKS	UC STEALS
2006-07	11-19	685-1539	.445	231-612	.377	67.7	14	8	2	8	4	451	58	230
2007-08	13-19	717-1669	.430	209-621	.337	67.8	18	7	2	8	3	380	73	169
2008-09	18-14	752-1802	.417	186-581	.320	66.3	19	10	3	13	7	406	103	183
2009-10	19-16	807-1954	.413	230-676	.340	66.5	23	12	1	13	5	423	107	199
2010-11	26-9	735-1790	.411	171-529	.323	(9th) 59.6	30	18	7	17	7	492	129	258
2011-12	26-11	849-2063	.412	207-641	.323	(40th) 61.5	29	15	4	16	7	518	(44th) 170	(43rd) 298
2012-13	22-12	716-1851	(14th) .387	171-562	(34th) .304	(22nd) 59.0	30	18	3	16	9	452	(7th) 208	240
2013-14	27-7	690-1745	(19th) .395	182-568	.320	(4th) 58.4	31	19	6	19	8	485	(20th) 188	(24th) 268
2014-15	23-11	700-1804	(15th) .388	192-601	.319	(6th) 55.8	33	22	7	21	11	409	(11th) 185	222
2015-16	22-11	750-1907	(13th) .393	240-672	.357	(12th) 63.3	24	15	2	20	7	450	(9th) 192	(34th) 257
2016-17	26-4	632-1656	.382	207-610	.339	60.6	24	16	2	17	9	425	165	230

National ranking in parentheses; Cronin-era bests in **boldface**

THE POLLS

ASSOCIATED PRESS POLL (FEB. 27)		USA TODAY COACHES POLL (FEB. 27)	
Rk.	Team (First Place Votes)	Rk.	Team (First Place Votes)
1	Kansas (58)	1	Kansas (23)
2	Villanova (2)	2	UCLA (3)
3	UCLA (3)	2	Villanova (5)
4	Gonzaga (2)	4	Gonzaga (1)
5	North Carolina	5	North Carolina
6	Oregon	6	Oregon
7	Arizona	7	Louisville
8	Louisville	8	Arizona
9	Kentucky	9	Kentucky
10	West Virginia	10	West Virginia
11	Baylor	11	Baylor
12	Florida	12	Florida
13	Butler	13	Notre Dame
14	SMU	14	Duke
15	Florida State	15	Butler
16	Purdue	16	Purdue
17	Duke	17	Florida State
18	Cincinnati	18	Saint Mary's
19	Notre Dame	19	SMU
20	Saint Mary's	20	Cincinnati
21	Wichita State	21	Wisconsin
22	Wisconsin	22	Wichita State
23	Virginia	23	Virginia
24	Iowa State	24	Iowa State
25	Miami	25	Miami

OTHERS RECEIVING VOTES:
Minnesota 66, Oklahoma State 54, Dayton 32, Michigan 14, Middle Tennessee 13, Creighton 12, USC 7, Michigan State 3, Monmouth 3, VCU 2, Virginia Tech 2, Vermont 2, Arkansas 1, Maryland 1, Princeton 1, BYU 1.

OTHERS RECEIVING VOTES:
Creighton 44, South Carolina 25, USC 21, Middle Tennessee 20, Oklahoma State 16, Dayton 15, Minnesota 10, Maryland 9, North-western 8, Xavier 8, Michigan State 7, California 4, Arkansas 2, Michigan 2, VCU 1.

CINCINNATI'S WEEKLY RANKINGS

Associated Press	Week	USA Today
RV	Preseason	25
24	Nov. 14	25
RV	Nov. 21	RV
RV	Nov. 28	RV
22	Dec. 5	23
25	Dec. 12	23
24	Dec. 19	23
23	Dec. 26	23
22	Jan. 2	22
22	Jan. 9	22
20	Jan. 16	20
19	Jan. 23	19
14	Jan. 30	14
11	Feb. 6	11
18	Feb. 13	17
15	Feb. 20	16
18	Feb. 27	20

2016-17 AMERICAN ATHLETIC CONFERENCE

2016-17 AMERICAN CONFERENCE STANDINGS (THRU MAR. 2)				
Team	AAC	Pct.	Overall	Pct.
SMU	16-1	.941	26-4	.867
Cincinnati	15-2	.882	26-4	.867
Houston	11-6	.647	20-9	.690
UCF	11-7	.611	20-10	.667
Memphis	9-8	.529	19-11	.633
UConn	9-8	.529	14-15	.483
Tulsa	8-9	.471	14-15	.483
Temple	6-11	.353	15-15	.500
East Carolina	6-11	.353	14-16	.467
Tulane	2-15	.118	5-24	.172
USF	1-16	.059	7-21	.250

2016-17 COMPOSITE SCHEDULE		
DATE	TIME (ET)	TV
Saturday, March 4		
Memphis at SMU *	4 p.m.	ESPN/ESPN2
Sunday, March 5		
Cincinnati at UConn *	12 p.m.	CBS
Temple at USF *	2 p.m.	ESPNU
East Carolina at Houston *	4 p.m.	CBSSN
Tulsa at Tulane *	4 p.m.	ESPNU/ESPNEWS

2017 American Championship

First Round - Thursday, March 9
Game 1: No. 9 seed vs. No. 8 seed - 3:30 p.m. ET (ESPNU)
Game 2: No. 10 seed vs. No. 7 seed - 6 p.m. ET (ESPNews)
Game 3: No. 11 seed vs. No. 6 seed - 8 p.m. ET (ESPNews)

Quarterfinals - Friday, March 10
Game 4: Game 1 winner vs. No. 1 seed - Noon ET (ESPN2)
Game 5: No. 5 seed vs. No. 4 seed - 2 p.m. ET (ESPN2)
Game 6: Game 2 winner vs. No. 2 seed - 7 p.m. ET (ESPNU)
Game 7: Game 3 winner vs. No. 3 seed - 9 p.m. ET (ESPNU)

Semifinals - Saturday, March 11
Game 8: Game 4 winner vs. Game 5 winner - 3 p.m. ET (ESPN2)
Game 9: Game 6 winner vs. Game 7 winner - 5 p.m. ET (ESPN2)

Championship Game - Sunday, March 12
Game 10: Semifinal winners - 3:15 p.m. ET (ESPN)

CINCINNATI IN THE AMERICAN 2016-17 TEAM STATISTICS (THRU MAR. 2)	
CATEGORY	[*NATIONAL] LEAGUE RANK (STAT)
Scoring	1st (75.0)
Scoring Defense.....	[4th] 3rd (60.6)
Scoring Margin	[8th] 1st (+14.3)
Free Throw Pct.	8th (.668)
Field Goal Pct.	2nd (.463)
Field Goal Pct. Defense.....	[6th] 2nd (.382)
3-Pt Field Goal Pct.	5th (.350)
3-Pt Field Goal Pct. Defense.....	7th (.339)
Rebounding Offense.....	4th (37.1)
Rebounding Defense	3rd (32.7)
Rebounding Margin	3rd (+4.4)
Blocked Shots.....	[11th] 1st (5.5)
Assists.....	[19th] 1st (16.8)
Steals	1st (7.7)
Turnover Margin	[11th] 2nd (+3.7)
Assist-to-Turnover Ratio	[3rd] 1st (1.6)
Offensive Rebounds.....	2nd (12.1)
Defensive Rebounds	7th (25.0)
3-Pt Field Goals Made.....	4th (7.5)

INDIVIDUAL STATISTICS [*NATIONAL] LEAGUE RANK (STAT)	
PLAYER	
Scoring	
Kyle Washington	11th (13.5)
Jacob Evans.....	13th (13.4)
Gary Clark	26th (10.2)
Rebounding	
Gary Clark	5th (7.8)
Kyle Washington	10th (7.2)
Field Goal Shooting Percentage	
Gary Clark	3rd (.541)
Kyle Washington	6th (.511)
Jacob Evans.....	15th (.468)

Assists
Troy Caupain..... 3rd (4.7)

Free Throw Percentage
Jacob Evans..... 14th (.725)

Steals
Kevin Johnson..... 7th (1.4)
Jacob Evans..... T-10th (1.3)
Troy Caupain

Three-Pointer Field Goal Percentage
Jacob Evans..... 7th (.392)

Three-Pointers Made
Jacob Evans..... 12th (1.9)

Blocked Shots
Kyle Washington

Assist-Turnover Ratio
Troy Caupain..... [4th] 1st (3.9)

Offensive Rebounds
Gary Clark

Defensive Rebounds
Kyle Washington

Minutes Played
Troy Caupain

*National rankings (through March 3) are in brackets

CINCINNATI'S RECORD WHEN

	06-07	07-08	08-09	09-10	10-11	11-12	12-13	13-14	14-15	15-16	16-17	TOTAL
Home games	10-8	10-7	13-5	13-5	15-3	14-4	13-5	18-1	15-3	14-3	18-0	151-44
Away games	0-9	3-11	4-7	2-9	7-4	7-5	5-5	7-3	6-5	6-6	7-3	54-67
Neutral site games	1-2	0-1	1-2	4-2	4-2	5-2	4-2	2-3	2-3	2-2	1-1	26-22
Conference games	2-14	8-10	8-10	7-11	11-7	12-6	9-9	15-3	13-5	12-6	15-2	111-83
vs. Top 25 teams	0-4	2-5	1-7	3-6	3-7	8-4	2-8	4-2	2-1	1-3	2-3	28-50
Overtime games	2-0	1-1	2-1	0-3	1-0	1-2	2-1	0-0	2-1	0-3	2-0	13-12
Lead at halftime	6-1	10-3	11-3	13-4	25-0	18-3	15-3	23-1	17-3	19-5	20-1	276-27
Trail at halftime	4-17	3-15	6-11	4-11	0-9	7-8	7-9	1-6	5-8	1-6	5-1	43-101
Tied at halftime	1-1	0-1	1-0	2-1	1-0	1-0	0-0	3-0	1-0	2-0	1-2	13-5
Lead with 10:00 remaining	10-1	9-1	14-1	13-3	26-0	18-4	19-1	23-1	20-3	22-3	23-1	251-19
Trail with 10:00 remaining	1-18	1-18	3-13	6-11	0-9	7-7	3-9	3-6	3-8	0-7	3-3	30-109
Tied with 10:00 remaining	0-0	3-0	1-0	0-2	0-0	1-0	0-2	1-0	0-0	0-1	0-0	6-5
Lead with 5:00 remaining	9-3	11-1	17-1	18-2	25-0	19-4	19-2	26-0	24-1	19-4	24-0	211-18
Trail with 5:00 remaining	0-16	2-17	1-13	0-13	0-9	5-7	2-9	1-7	0-8	1-6	2-4	14-109
Tied with 5:00 remaining	2-0	0-1	0-0	1-1	1-0	2-0	1-1	0-0	0-2	1-1	0-0	8-6
Lead with 2:00 remaining	10-2	11-1	16-0	18-2	25-1	23-2	19-2	25-1	23-1	19-3	23-0	213-15
Trail with 2:00 remaining	0-17	1-17	2-14	1-14	0-8	3-9	1-10	2-6	1-9	2-7	3-3	16-114
Tied with 2:00 remaining	1-0	1-1	0-0	0-0	1-0	0-0	2-0	0-0	0-1	0-1	0-1	5-4
Shoot better from the field	8-2	8-3	13-1	15-4	22-0	16-2	15-1	21-0	21-3	16-5	21-0	176-21
Shoot worse from the field	3-17	5-16	5-13	4-12	4-9	8-9	4-11	6-7	2-8	6-6	5-4	52-112
Shoot 50% or better	0-2	0-0	4-1	8-1	7-0	6-0	4-0	3-0	9-1	4-2	13-0	58-7
Shoot below 50%	11-17	13-19	14-13	11-15	16-8	20-11	18-12	24-7	14-9	16-9	13-4	170-124
Opp. shoots 50% or better	1-9	0-6	0-6	0-2	2-4	1-2	0-1	1-3	0-2	2-3	2-0	9-38
Opp. shoots below 50%	10-10	13-13	18-8	19-14	22-5	24-9	22-11	25-4	22-9	19-7	24-4	218-94
Opp. shoots below 40%	7-1	6-1	9-3	10-3	17-0	15-1	16-1	17-1	16-5	17-2	16-1	146-19
Make 7 or fewer 3-pointers	10-12	8-12	7-11	13-12	21-6	12-9	12-9	22-7	20-11	9-5	15-2	148-96
Make 8 or more 3-pointers	1-7	5-7	11-3	6-4	6-4	14-2	10-3	5-0	3-0	13-6	11-2	85-38
Shoot more FTs than opp.	7-3	6-3	12-1	11-2	22-2	16-4	16-3	20-2	20-6	14-3	17-1	161-30
Out-rebound the opponent	9-5	10-11	13-4	17-8	24-3	10-4	17-8	19-4	18-8	18-7	21-1	185-63
Opponent out-rebounds UC	2-14	3-7	2-9	2-8	2-5	13-6	3-4	8-2	3-3	3-2	5-3	46-63
Same number of rebounds	0-0	0-1	3-1	0-0	0-1	3-1	2-0	0-1	1-1	1-2	0-0	10-8
Commit fewer turnovers	7-11	4-5	9-3	7-6	16-6	22-5	14-4	16-4	13-3	17-2	22-2	147-51
Commit the same or more TOs	4-8	9-14	9-11	12-10	9-2	4-3	8-7	11-3	10-8	3-10	4-1	83-75
Commit 12 or fewer turnovers	7-9	4-7	5-4	5-5	10-5	17-7	8-8	20-4	13-5	14-6	19-4	122-64
Outscore opponents' bench	6-8	8-6	15-9	19-11	24-7	13-3	11-6	17-1	14-7	15-6	17-1	159-65
1-3 point games	1-4	5-5	2-0	4-5	2-1	5-4	2-3	4-2	1-4	2-6	4-0	42-34
4-5 point games	0-1	2-1	2-1	3-2	0-2	6-0	2-2	4-1	2-1	4-1	0-2	25-14
6-10 point games	5-2	2-6	5-6	4-4	7-2	5-3	7-4	2-2	8-1	3-3	6-2	54-35
11-19 point games	4-10	3-5	4-4	4-4	8-5	4-2	6-2	9-1	7-4	6-1	6-0	61-38
20-plus point games	1-2	1-2	5-3	4-1	9-1	7-1	5-1	8-1	5-1	7-0	10-0	62-13
Score 59 or fewer points	0-9	3-7	1-6	0-7	3-8	3-7	1-9	2-7	6-11	2-4	4-2	25-75
Score 60-69 points	6-7	8-7	4-6	9-4	9-1	7-4	9-3	11-0	9-0	8-2	5-1	84-35
Score 70 or more points	5-3	2-5	13-2	10-5	14-0	16-2	12-0	14-0	8-0	12-5	17-1	123-23
Hold opp. to 50 or fewer points	3-0	3-0	4-0	1-0	7-0	3-2	4-0	7-0	9-2	4-0	5-0	50-4
Hold opp. to 51-60 points	3-4	5-1	6-2	9-2	12-1	12-3	12-4	11-3	10-3	12-1	11-2	104-26
Hold opp. to 61-70 points	3-2	5-5	5-3	7-4	5-5	10-1	4-7	7-3	4-5	3-5	6-0	59-41
Opp. scores 70-plus points	2-13	0-13	3-9	2-10	2-3	1-5	2-1	2-1	0-1	2-4	4-2	20-62
November	5-1	4-2	5-1	4-1	5-0	4-2	6-0	6-0	5-1	7-0	5-1	56-9
December	4-3	1-5	5-2	5-2	9-0	6-1	7-1	5-2	4-2	3-4	6-1	54-23
January	1-7	5-4	4-4	5-4	4-4	5-4	4-3	9-0	6-2	6-2	8-0	57-34
February	1-7	3-3	4-3	2-5	4-3	6-2	2-5	4-2	5-4	5-2	6-2	42-38
March	0-1	0-5	0-4	3-4	4-2	5-2	2-3	3-3	3-2	1-3	1-0	22-29
Monday	0-0	1-0	3-2	2-2	2-0	2-1	2-2	1-0	0-0	0-0	1-0	14-7
Tuesday	0-2	1-1	1-2	4-2	3-0	2-0	4-0	6-0	5-1	3-2	1-0	30-10
Wednesday	4-5	4-5	4-1	7-3	9-1	7-0	3-1	2-0	5-1	2-1	6-0	53-18
Thursday	0-1	0-2	3-0	1-2	3-1	3-1	1-3	5-1	3-1	3-3	6-0	28-15
Friday	1-0	1-1	0-1	0-0	1-0	4-1	1-2	2-1	2-1	2-2	1-0	15-9
Saturday	5-7	6-5	6-5	5-3	8-4	5-7	10-2	8-5	5-6	6-3	7-2	70-55
Sunday	1-4	0-5	1-3	0-4	0-3	3-1	2-1	2-0	3-1	6-0	4-2	22-24

BEARCATS STARTING LINEUPS

OPPONENT	UC STARTERS
Bellarmino (EXH.)	Jenifer, Caupain, Johnson, Clark, Washington
Brown	Caupain, Johnson, Evans, Clark, Washington
Albany	Caupain, Johnson, Evans, Clark, Washington
vs. Rhode Island	Caupain, Johnson, Evans, Clark, Washington
vs. Penn State	Caupain, Johnson, Evans, Clark, Washington
Samford	Caupain, Johnson, Evans, Clark, Washington
Lipscomb	Caupain, Johnson, Evans, Clark, Washington
at Iowa State	Caupain, Johnson, Evans, Clark, Washington
Bowling Green	Caupain, Johnson, Evans, Clark, Washington
at Butler	Caupain, Johnson, Evans, Clark, Washington
Texas Southern	Caupain, Johnson, Evans, Clark, Moore
Fairleigh Dickinson	Caupain, Johnson, Evans, Clark, Washington
Marshall	Caupain, Johnson, Evans, Clark, Washington
at Temple	Caupain, Johnson, Evans, Clark, Washington
Tulane	Caupain, Johnson, Evans, Clark, Washington
at Houston	Caupain, Johnson, Evans, Clark, Washington
SMU	Caupain, Johnson, Evans, Clark, Washington
at East Carolina	Caupain, Johnson, Evans, Clark, Washington
Temple	Caupain, Johnson, Evans, Clark, Washington
at Tulane	Caupain, Johnson, Evans, Clark, Washington
Xavier	Caupain, Johnson, Evans, Clark, Washington
USF	Caupain, Johnson, Evans, Clark, Washington
at Tulsa	Caupain, Johnson, Evans, Clark, Washington
UConn	Caupain, Johnson, Evans, Clark, Washington
UCF	Caupain, Johnson, Evans, Clark, Washington
at SMU	Caupain, Johnson, Evans, Clark, Washington
at USF	Caupain, Johnson, Evans, Clark, Washington
Tulsa	Caupain, Johnson, Evans, Clark, Washington
Memphis	Caupain, Johnson, Evans, Clark, Washington
at UCF	Caupain, Johnson, Evans, Clark, Washington
Houston	Caupain, Johnson, Evans, Clark, Washington
at UConn	

RECORD BY STARTING LINEUPS

UC STARTERS	RECORD
Caupain, Johnson, Evans, Clark, Washington	25-4
Caupain, Johnson, Evans, Clark, Moore	1-0

PLAYERS IN DOUBLE FIGURES

# OF PLAYERS	0	1	2	3	4	5	6	7
TIMES THIS SEASON	0	0	4	11	9	5	0	1

SPECIALTY STATISTICS

OPPONENT	RESULT	IN PAINT	OFF TO	2ND CHANCE	FAST BREAK	BENCH
Brown		14	2	5	2	25
at Cincinnati	W, 84-55	48	16	18	12	21
Albany		34	13	8	8	15
at Cincinnati	W, 74-51	42	24	21	20	28
vs. Rhode Island		30	15	15	7	15
Cincinnati	L, 71-76	24	10	16	11	4
vs. Penn State		18	13	2	4	5
at Cincinnati	W, 71-50	34	17	15	6	17
Samford		10	14	7	0	10
at Cincinnati	W, 70-55	30	26	23	0	10
Lipscomb		42	12	16	8	22
at Cincinnati	W, 91-68	40	26	5	17	39
at Iowa State		26	15	7	6	17
Cincinnati	W, 55-54 (OT)	30	9	16	2	2
Bowling Green		20	6	5	6	13
at Cincinnati	W, 85-56	54	15	7	10	28
at Butler		26	11	7	0	33
Cincinnati	L, 65-75	32	8	14	6	4
Texas Southern		24	0	6	4	30
at Cincinnati	W, 96-58	51	15	10	20	51
Fairleigh Dickinson		24	12	10	8	21
at Cincinnati	W, 119-68	57	28	15	23	56
Marshall		24	14	11	3	14
at Cincinnati	W, 93-91 (OT)	48	18	17	13	15
at Temple		18	10	8	2	4
Cincinnati	W, 56-50	24	10	12	4	18
Tulane		20	12	16	6	12
at Cincinnati	W, 92-56	36	20	12	19	42
at Houston		30	10	9	6	17
Cincinnati	W, 67-58	16	12	14	4	2
SMU		24	8	12	8	0
at Cincinnati	W, 66-64	20	9	7	6	10
at East Carolina		18	14	9	4	17
Cincinnati	W, 55-46	26	6	14	10	8
Temple		22	24	6	12	19
at Cincinnati	W, 81-74	36	19	7	4	9
at Tulane		22	11	4	4	4
Cincinnati	W, 78-61	34	21	13	6	25
Xavier		12	10	4	5	16
at Cincinnati	W, 86-78	34	16	30	4	19
USF		14	7	11	6	15
at Cincinnati	W, 94-53	32	34	16	16	60
at Tulsa		26	11	10	4	11
Cincinnati	W, 57-55	18	18	4	4	7
UConn		18	9	3	7	13
at Cincinnati	W, 82-68	26	16	8	2	22
UCF		26	6	9	2	9
at Cincinnati	W, 60-50	22	14	9	11	13
at SMU		14	21	6	3	11
Cincinnati	L, 51-60	10	14	6	4	4
at USF		16	8	6	11	16
at Cincinnati	W, 68-54	36	24	12	6	10
Tulsa		14	18	5	2	8
at Cincinnati	W, 80-60	26	20	14	6	5
Memphis		42	5	3	12	3
at Cincinnati	W, 87-74	32	15	19	10	24
at UCF		16	13	6	0	7
Cincinnati	L, 49-53	16	16	8	6	13
Houston		16	3	4	2	5
Cincinnati	W, 65-47	30	22	8	4	28
at UConn						
Cincinnati						
vs. American Championship Qtrs						
Cincinnati						
		IN PAINT	OFF TO	2ND CHANCE	FAST BREAK	BENCH
CINCINNATI TOTALS		964	518	390	266	594
AVERAGE		32.1	17.3	13.0	8.9	19.8
OPPONENTS TOTALS		660	327	230	152	407
AVERAGE		22.0	10.9	7.7	5.1	13.6

OVERTIME RECORDS

UC'S OVERALL RECORD	56-55
1 OT Games	47-44
2 OT Games	8-8
3 OT Games	0-1
4 OT Games	0-2
7 OT Games	1-0

RECORDS IN OVERTIME GAMES

Home	27-17	.614
Schmidlapp Gym	3-4	.429
Schmidt Fieldhouse	0-1	.000
Music Hall	0-1	.000
Armory Fieldhouse	5-4	.556
Cincinnati Gardens	3-2	.600
U.S. Bank Arena	3-1	.750
Fifth Third Arena	14-4	.778
Away	17-30	.362
Neutral	11-8	.579

Current Streak: Won 2

Longest Winning Streak: 5 (Tay Baker - 1966-67)

Longest Losing Streak: 4 (Bob Ruess, 1943 - John Weithe, 1950)

- On Dec. 21, 1981 Cincinnati and Bradley played an NCAA-record 7-overtime game which UC won, 75-73.
- Cincinnati has been involved in two of the five NCAA tournament championship games to go into overtime. The Bearcats defeated Ohio State, 70-65, in 1961, but lost to Loyola (Ill.), 60-58, in 1963.
- In 1966-67, Cincinnati played six overtime games, winning five.

UC COACHES IN OVERTIME GAMES

COACH (YEARS)	NO.	RECORD	PCT.
Bob Huggins (1989-2005)	25	14-11	.560
Mick Cronin (2006-pres.)	25	13-12	.520
Tay Baker (1965-72)	9	7-2	.778
Ed Jucker (1960-65)	9	4-5	.444
Ed Badger (1978-83)	8	3-5	.375
Tony Yates (1983-89)	7	2-5	.286
John Wiethe (1946-52)	5	1-4	.200
George Smith (1952-60)	4	3-1	.750
Gale Catlett (1972-78)	4	2-2	.500
Frank Rice (1928-32)	4	1-3	.250
Boyd Chambers (1918-28)	3	3-0	1.000
Clark Ballard (1939-42)	2	2-0	1.000
Andy Kennedy (2005-06)	2	1-1	.250
Tay Brown (1933-37)	2	0-2	.000
John Halliday (1932-33)	1	0-1	.000
Bob Ruess (1942-44)	1	0-1	.000
Walter Van Winkle (1937-39)	0	—	—
Ray Farnham (1944-46)	0	—	—

OVERTIME GAMES IN MICK CRONIN ERA

1/20/07	W	UC 96, West Virginia 83	1	SC
2/28/07	W	UC 70, Seton Hall 67	1	SC
2/9/08	W	UC 72, Rutgers 68	1	SC
3/2/08	L	Providence 81, UC 79	1	A
12/20/08	W	UC 85, Eastern Kentucky 77	1	SC
2/7/09	W	UC 64, Georgetown 62	1	SC
3/7/09	L	Seton Hall 67, UC 63	1	SC
11/25/09	L	Gonzaga 61, UC 59	1	N
12/13/09	L	Xavier 83, UC 79	2	A
2/21/10	L	Marquette 79, UC 76	1	SC
2/19/11	W	UC 93, Providence 81	1	A
11/25/11	L	Marshall 73, UC 69	1	SC
1/21/12	L	West Virginia 77, UC 74	1	A
3/8/12	W	UC 72, Georgetown 70	2	N
1/19/13	W	UC 71, Marquette 69	1	SC
2/21/13	L	UConn 73, UC 66	1	A
3/9/13	W	UC 61, USF 53	1	SC
12/13/14	L	Nebraska 56, UC 55	2	A
12/17/14	W	UC 71, San Diego State 62	1	SC
3/19/15	W	UC 66, Purdue 65	1	N
1/16/16	L	Temple 67, UC 65	2	A
2/18/16	L	Tulsa 70, UC 68	1	A
3/11/16	L	UConn 104, UC 97	4	N
12/1/16	W	UC 55, Iowa State 54	1	A
12/22/16	W	UC 93, Marshall 91	1	SC

THE LAST TIME...

TEAM

100 POINTS BY A TEAM

By UC	119 vs. Fairleigh Dickinson, 12/17/16
By Opponent	104 by UConn (40T), 3/11/16

90-99 POINTS BY A TEAM

By UC	94 vs. USF, 1/29/17
By Opponent	91 by Marshall, 12/22/16

30-PLUS POINT WIN

By UC	41 (94-53) vs. USF, 1/29/17
By Opponent	38 (89-51) vs. Notre Dame, 3/10/11

60 PERCENT SHOOTING BY A TEAM

By UC	.647 vs. Fairleigh Dickinson, 12/17/16
By Opponent	.674 vs. Pittsburgh, 2/14/09

50 PERCENT SHOOTING BY A TEAM

By UC	.560 vs. Tulsa, 2/18/17
By Opponent	.544 by Memphis, 2/23/17

CINCINNATI PLAYED A RANKED OPPONENT

UC Win	86-78 vs. No. 24 Xavier, 1/26/16
UC Loss	51-60 at No. 25 SMU, 2/12/17

SINGLE OVERTIME GAME

UC Win	93-91 (OT) vs. Marshall, 12/22/16
UC Loss	104-97 (4OT) vs. UConn, 3/11/16

DOUBLE OVERTIME GAME

UC Win	72-70 (2OT) vs. Georgetown, 3/8/12
UC Loss	104-97 (4OT) vs. UConn, 3/11/16

TRIPLE OVERTIME GAME

UC Win	75-73 (7OT*) vs. Bradley, 12/21/81
UC Loss	104-97 (4OT) vs. UConn, 3/11/16

* - NCAA record.

INDIVIDUAL

40 POINTS BY A PLAYER

By UC	41, Steve Logan vs. Southern Mississippi, 2/15/02
By Opponent	40, Trevon Bluiett, Xavier, 1/26/17

30 POINTS BY A PLAYER

By UC	37, Troy Caupain vs. UConn, 3/11/16
By Opponent	32, Daniel Hamilton, vs. UConn, 3/11/16

20 REBOUNDS BY A PLAYER

By UC	20, Cedric McGowan vs. DePaul, 1/4/06
By Opponent	four times

15 REBOUNDS BY A PLAYER

By UC	17, Kyle Washington, vs. Penn State, 11/20/16
By Opponent	15, Greg Monroe, vs. Georgetown, 3/6/10

TWO PLAYERS WITH 20 OR MORE POINTS IN SAME GAME

By UC	Kyle Washington (27), Gary Clark (20) vs. UConn, 2/4/17
By Opponent	Daniel Hamilton (32), Jalen Adams (22) vs. UConn, 3/11/16

THREE PLAYERS WITH 10 OR MORE REBOUNDS IN SAME GAME

By UC	Gary Clark (10), Kyle Washington (10) & Troy Caupain (10) at Iowa State, 12/1/16
-------	--

TWO PLAYERS WITH 10 OR MORE REBOUNDS IN SAME GAME

By UC	Troy Caupain (12), Gary Clark (11) vs. Marshall, 12/22/16
By Opponent	Ben Moore (11), Sterling Brown (11) vs. SMU, 1/12/17

10 ASSISTS BY A PLAYER

By UC	10, Troy Caupain, vs. USF, 2/4/16
By Opponent	10, Chris Howard, at USF, 2/14/09

FIVE STEALS BY A PLAYER

By UC	5, Tre Scott vs. USF, 1/29/17
By Opponent	5, Antonio Robinson, at East Carolina, 2/1/15

FIVE BLOCKED SHOTS BY A PLAYER

By UC	5, Nysier Brooks vs. East Carolina, 1/15/17
By Opponent	5, Amida Brimah, vs. UConn, 3/11/16

DOUBLE-DOUBLE BY A UC PLAYER

UC Win	Gary Clark (13 pts., 14 rebs.) at USF, 2/15/17
UC Loss	Gary Clark (14 pts., 12 rebs.) at Butler, 12/10/16

DOUBLE-DOUBLES BY TWO UC PLAYERS

By UC	Kyle Washington (13 pts, 11 rebs) and Gary Clark (11 pts, 10 rebs) at Iowa State, 12/1/16
-------	---

DOUBLE-DOUBLES BY THREE UC PLAYERS

By UC	Troy Caupain (37 pts, 10 rebs), Octavius Ellis (13 pts, 10 rebs) & Gary Clark (12 pts, 12 rebs) vs. UConn, 3/11/16
-------	--

TRIPLE-DOUBLE BY A UC PLAYER

By UC	Eric Hicks (22 pts., 12 rebs., 10 blks.) vs. Marquette, 1/7/06
-------	--

UC PLAYER LED TEAM IN POINTS, REBOUNDS & ASSISTS

By UC	Sean Kilpatrick (26 pts., 12 rebs., 6 asst.) vs. SMU, 1/1/13
-------	--

A PLAYER WON A GAME IN THE FINAL SECONDS

By UC	Troy Caupain hits 17-foot jumper with 4.4 left at Tulsa as UC wins 57-55, 2/1/17
By Opponent	Roosevelt Jones layup with :00.1 left Butler defeats UC 78-76, 12/2/15

FOUR PLAYERS SCORED IN DOUBLE FIGURES

By UC	Kyle Washington (16), Jacob Evans (15) Gary Clark (13), Troy Caupain (12) vs. Memphis, 2/23/17
-------	--

FIVE PLAYERS SCORED IN DOUBLE FIGURES

By UC	Kyle Washington (18), Jacob Evans (17) Kevin Johnson (15), Gary Clark (14), Troy Caupain (11) vs. Tulsa, 2/18/17
-------	--

SIX PLAYERS SCORED IN DOUBLE FIGURES

By UC	Troy Caupain (18), Gary Clark (16), Jacob Evans (11) Coreontae DeBerry (11), Octavius Ellis (10), Farad Cobb (10) vs. USF, 2/4/16
-------	---

SEVEN PLAYERS SCORED IN DOUBLE FIGURES

By UC	Kevin Johnson (18), Jacob Evans (17), Justin Jenifer (13), Kyle Washington (12), Jarron Cumberland (11) Troy Caupain (10), Tre Scott (10) vs. Fairleigh Dickinson, 12/17/16
-------	---

EIGHT PLAYERS SCORED IN DOUBLE FIGURES

By UC	Farad Cobb (15), Shaq Thomas (14), Kevin Johnson (14), Coreontae DeBerry (12), Justin Jenifer (11), Quadri Moore (10), Jacob Evans (10), Octavius Ellis (10) vs. Robert Morris, 11/15/15
-------	--

CRONIN ERA BESTS

MOST POINTS SCORED

119 (W, 119-68)	vs. Fairleigh Dickinson	12/17/16
106 (W, 106-44)	vs. Robert Morris	11/15/15
102 (W, 102-60)	vs. Miss. Valley St.	11/13/12
102 (W, 102-62)	vs. Chicago State	12/23/13

MOST POINTS SCORED (HALF)

65 (W, 119-68)	vs. Fairleigh Dickinson	(1st) 12/17/16
60 (W, 99-50)	vs. Arkansas-Pine Bluff	(2nd) 11/22/15
59 (W, 96-58)	vs. Texas Southern	(2nd) 12/13/16
59 (W, 97-84)	vs. No. 20 Memphis	(2nd) 3/6/14
59 (W, 102-60)	vs. Miss. Valley St.	(2nd) 11/13/12

HIGHEST FG PERCENTAGE

.647 (44-68)	vs. Fairleigh Dickinson	12/17/16
.647 (33-51)	vs. UCF	2/25/15
.632 (36-57)	vs. Campbell	11/20/13
.628 (27-43)	vs. St. John's	2/11/09
.610 (36-59)	vs. Western Carolina	11/13/15
.603 (38-63)	vs. Radford	12/17/11

HIGHEST 3-PT. PERCENTAGE

.643 (9-14)	vs. Temple	1/17/14
.636 (7-11)	vs. Stony Brook	12/2/14
.600 (6-10)	vs. St. John's	2/11/09
.583 (7-12)	at No. 23/23 SMU	2/5/15
.583 (7-12)	at Georgetown	1/27/07
.583 (14-24)	vs. Central Michigan	11/25/06

MOST REBOUNDS

69	vs. Chicago State	12/23/13
56	at Temple (2OT)	1/16/16
56	vs. North Carolina A&T	11/18/12
54	vs. UConn (4OT)	3/11/16

MOST ASSISTS

32	vs. Robert Morris	11/15/15
29	vs. Fairleigh Dickinson	12/17/16
27	vs. USF	1/29/17
27	vs. Toledo	11/18/09

MOST BLOCKED SHOTS

12	vs. Wagner	12/23/14
12	vs. Marquette	1/19/13
12	at DePaul	1/15/13
12	vs. North Carolina A&T	11/18/12
10	vs. Samford	11/23/16
10	vs. UConn (4OT)	3/11/16
10	vs. Butler	12/2/15
10	at UConn	1/10/15
10	vs. Memphis	1/4/14
10	vs. Chicago State	12/23/13
10	vs. Wright State	12/22/12
10	vs. UT Martin	11/11/12
10	vs. Chicago State	12/23/11
10	vs. Alabama State	11/13/11
10	vs. Western Illinois	11/22/08

MOST STEALS

23	vs. Ark.-Little Rock	12/6/12
19	vs. Ark.-Pine Bluff	11/22/15
18	vs. Robert Morris	11/15/15
16	vs. Ark.-Pine Bluff	12/21/11

MOST FORCED TURNOVERS

32	vs. Ark.-Little Rock	12/6/12
32	vs. North Carolina State	12/23/06
30	vs. Ark.-Pine Bluff	11/22/15
29	vs. Robert Morris	11/15/15
29	vs. Ark.-Pine Bluff	12/21/11

FEWEST POINTS ALLOWED

34	vs. Dayton	11/27/10
37	vs. Saint Francis (Pa.)	11/14/14
39	vs. Howard	11/10/06
	at West Virginia	1/30/08
	vs. North Carolina A&T	11/18/12

FEWEST POINTS ALLOWED (HALF)

13	vs. Marquette	1/19/13
14	vs. Alabama State	(1st) 11/13/11

LOWEST FG PERCENTAGE ALLOWED

.152 (10-66)	vs. North Carolina A&T	11/18/12
.200 (12-60)	vs. Dayton	11/27/10
.200 (10-50)	at West Virginia	1/30/08

LOWEST 3-PT. FG PERCENTAGE ALLOWED

.000 (0-10)	at No. 24/22 Pittsburgh	12/31/12
.000 (0-4)	vs. Texas Southern	11/18/08
.045 (1-22)	at West Virginia	1/30/08
.063 (1-16)	vs. Providence	3/13/13
.091 (1-11)	vs. USF	2/2/14


BIGGEST WIN

62 (106-44)	vs. Robert Morris	11/15/15
54 (93-39)	vs. North Carolina A&T	11/18/12

BIGGEST COMEBACK

Down 17 (won 96-83 in OT)	vs. West Virginia	1/20/07
Down 16 (won 70-55)	vs. Samford	11/23/16
Down 15 (won 93-91 in OT)	vs. Marshall	12/22/16

RADIO-TV CHART




0 **QUADRI MOORE**
F • 6-8 • 230 • JR-2L
LINDEN, N.J.



1 **JACOB EVANS III**
G/F • 6-6 • 210 • SO-1L
BATON ROUGE, LA.



3 **JUSTIN JENIFER**
G • 5-10 • 175 • SO-1L
BALTIMORE, MD.




10 **TROY CAUPAIN**
G • 6-4 • 210 • SR-3L
MIDLOTHIAN, VA.




11 **GARY CLARK**
F • 6-8 • 225 • JR-2L
CLAYTON, N.C.




13 **TRE SCOTT**
F • 6-8 • 225 • R-FR-HS
DARIEN, GA.



14 **JACKSON BART**
F • 6-5 • 210 • R-FR-TR
BARTLESVILLE, OKLA.



15 **CANE BROOME**
G • 6-0 • 160 • JR-TR
EAST HARTFORD, CONN.




24 **KYLE WASHINGTON**
F • 6-9 • 230 • JR-TR
CHAMPLIN, MINN.




25 **KEVIN JOHNSON**
G • 6-3 • 185 • SR-3L
CINCINNATI, OHIO




32 **JOHN KOZ**
G • 6-1 • 190 • FR-HS
CLEVELAND, OHIO



33 **NYSIER BROOKS**
C • 6-11 • 240 • FR-HS
PHILADELPHIA, PA.



34 **JARRON CUMBERLAND**
G • 6-5 • 218 • FR-HS
WILMINGTON, OHIO



45 **ZACK TOBLER**
F • 6-5 • 225 • SR-3L
FORT MITCHELL, KY.



MICK CRONIN
HEAD COACH



LARRY DAVIS
ASSOCIATE HEAD COACH



DARREN SAVINO
ASSISTANT COACH



ANTWON JACKSON
ASSISTANT COACH

CINCINNATI PLAYER SEASON & CAREER HIGHS

#0 - QUADRI MOORE

2016-17 SEASON		CAREER
14 at Tulane, 1/21/17	Pts	14 at Tulane, 1/21/17
8, 2x (last at Tulane, 1/21/17)	FG Atts	8, 3x (last at Tulane, 1/21/17)
5 at Tulane, 1/21/17	FG Made	5, 2x (last at Tulane, 1/21/17)
4 at Tulane, 1/21/17	3PT-FG Atts	4 at Tulane, 1/21/17
3 at Tulane, 1/21/17	3PT-FG Made	3 at Tulane, 1/21/17
4, 2x (last at USF, 2/15/17)	FT Atts	8 vs. Ark.-Pine Bluff, 11/22/15
4 vs. USF, 1/29/17	FT Made	6, 2x (last vs. Ark.-Pine Bluff, 11/22/15)
6 at Tulane, 1/21/17	Rebs	8 vs. Ark.-Pine Bluff, 11/22/15
3 vs. USF, 1/29/17	Assts	3 vs. USF, 1/29/17
2 vs. Fairleigh Dickinson, 12/17/16	Stls	3 vs. Ark.-Pine Bluff, 11/22/15
1, 3x (last vs. USF, 1/29/17)	Blks	2 vs. Wagner, 12/23/14
20 at Tulane, 1/21/17	Mins	20 at Tulane, 1/21/17

#1 - JACOB EVANS III

2016-17 SEASON		CAREER
25, 2x (last vs. Marshall, 12/22/16)	Pts	26 vs. Saint Joseph's, 3/18/16
16 vs. Xavier, 1/26/17	FG Atts	20 vs. Saint Joseph's, 3/18/16
9, 2x (last vs. Marshall, 12/22/16)	FG Made	10 vs. Saint Joseph's, 3/18/16
11 at SMU, 2/12/17	3PT-FG Atts	11 at SMU, 2/12/17
5 at SMU, 2/12/17	3PT-FG Made	5, 2x (last at SMU, 2/12/17)
9 vs. Rhode Island, 11/19/16	FT Atts	9 vs. Rhode Island, 11/19/16
7, 2x (last vs. Rhode Island, 11/19/16)	FT Made	7, 2x (last vs. Rhode Island, 11/19/16)
7 vs. Xavier, 1/26/17	Rebs	9 vs. Saint Joseph's, 3/18/16
6, 2x (last vs. UCF, 2/8/17)	Assts	6, 2x (last vs. UCF, 2/8/17)
4, 2x (last vs. UCF, 2/8/17)	Stls	4, 2x (last vs. UCF, 2/8/17)
3 vs. Memphis, 2/23/17	Blks	3, 3x (last vs. Memphis, 2/23/17)
45 vs. Marshall, 12/22/16	Mins	45 vs. Marshall, 12/22/16

#3 - JUSTIN JENIFER

2016-17 SEASON		CAREER
14 vs. Bowling Green, 12/4/16	Pts	14 vs. Bowling Green, 12/4/16
11 vs. Fairleigh Dickinson, 12/17/16	FG Atts	11 vs. Fairleigh Dickinson, 12/17/16
6 vs. Fairleigh Dickinson, 12/17/16	FG Made	6 vs. Fairleigh Dickinson, 12/17/16
5 vs. Bowling Green, 12/4/16	3PT-FG Atts	5 vs. Bowling Green, 12/4/16
4 vs. Bowling Green, 12/4/16	3PT-FG Made	4 vs. Bowling Green, 12/4/16
2, 5x (last vs. Tulane, 1/1/17)	FT Atts	6 vs. Robert Morris, 11/15/15
2 vs. Tulane, 1/1/17	FT Made	6 vs. Robert Morris, 11/15/15
5, 2x (last vs. USF, 1/29/17)	Rebs	5, 2x (last vs. USF, 1/29/17)
9, 2x (last vs. USF, 1/29/17)	Asts	9, 3x (last vs. USF, 1/29/17)
3 vs. Albany, 11/14/16	Stls	3, 2x (last vs. USF, 2/4/16)
0	Blks	0
28, 2x (last vs. USF, 1/29/17)	Mins	28, 2x (last vs. USF, 1/29/17)

#10 - TROY CAUPAIN

2016-17 SEASON		CAREER
22 at Butler, 12/10/16	Pts	37 vs. UConn, 3/11/16
15, 2x (last at Butler, 12/10/16)	FG Atts	30 vs. UConn, 3/11/16
9 at Butler, 12/10/16	FG Made	11 vs. UConn, 3/11/16
8 vs. SMU, 1/12/17	3PT-FG Atts	9, 2x (last vs. UConn, 3/11/16)
5 vs. SMU, 1/12/17	3PT-FG Made	5 vs. SMU, 1/12/17
9 vs. Temple, 1/18/17	FT Atts	12 vs. UConn, 3/11/16
8 vs. Temple, 1/18/17	FT Made	11 vs. UConn, 3/11/16
12 vs. Marshall, 12/22/16	Rebs	12 vs. Marshall, 12/22/16
8, 3x (last vs. Tulsa, 2/18/17)	Assts	10 vs. USF, 2/4/16
4 vs. Albany, 11/14/16	Stls	5, 2x (last at UCF, 2/9/16)
2 vs. Samford, 11/23/16	Blks	2, 3x (last vs. Samford, 11/23/16)
42 at Iowa State, 12/2/16	Mins	56 vs. UConn, 3/11/16

#11 - GARY CLARK

2016-17 SEASON		CAREER
26 vs. Marshall, 12/22/16	Pts	26 vs. Marshall, 12/22/16
15 vs. Marshall, 12/22/16	FG Atts	15 vs. Marshall, 12/22/16
12 vs. Marshall, 12/22/16	FG Made	12 vs. Marshall, 12/22/16
4, 2x (last vs. UConn, 2/4/17)	3PT-FG Atts	4, 3x (last vs. UConn, 2/4/17)
2, 3x (last vs. UConn, 2/4/17)	3PT-FG Made	2, 5x (last vs. UConn, 2/4/17)
10, 2x (last vs. Memphis, 2/23/17)	FT Atts	10 vs. Samford, 11/23/16
6 vs. Memphis, 2/23/17	FT Made	7, 2x (last vs. SMU, 3/6/16)
14 at USF, 2/15/17	Rebs	16 vs. East Carolina, 1/6/15
8 vs. Temple, 1/18/17	Assts	8 vs. Temple, 1/18/17
3, 3x (last vs. UCF, 2/8/17)	Stls	5 at SMU, 1/7/16
4 at USF, 2/15/17	Blks	4, 7x (last at USF, 2/15/17)
38 vs. Marshall, 12/22/16	Mins	48 vs. UConn, 3/11/16

#13 - TRE SCOTT

2016-17 SEASON		CAREER
11 vs. Texas Southern, 12/13/16	Pts	11 vs. Texas Southern, 12/13/16
10 vs. Texas Southern, 12/13/16	FG Atts	10 vs. Texas Southern, 12/13/16
5, 3x (last vs. Fairleigh Dickinson, 12/17/16)	FG Made	5, 3x (last vs. Fairleigh Dickinson, 12/17/16)
1, 3x (last vs. USF, 1/29/17)	3PT-FG Atts	1, 3x (last vs. USF, 1/29/17)
1 vs. USF, 1/29/17	3PT-FG Made	1 vs. USF, 1/29/17
5, 2x (last vs. Marshall, 12/22/16)	FT Atts	5, 2x (last vs. Marshall, 12/22/16)
3 vs. Lipscomb, 11/26/16	FT Made	3 vs. Lipscomb, 11/26/16
10 vs. Tulane, 1/1/17	Rebs	10 vs. Tulane, 1/1/17
5 vs. Lipscomb, 11/26/16	Assts	5 vs. Lipscomb, 11/26/16
5 vs. USF, 1/29/17	Stls	5 vs. USF, 1/29/17
5 vs. Lipscomb, 11/26/16	Blks	5 vs. Lipscomb, 11/26/16
29 vs. Lipscomb, 11/26/16	Mins	29 vs. Lipscomb, 11/26/16

#14 - JACKSON BART

2016-17 SEASON		CAREER
0	Pts	0
2 vs. Tulane, 1/1/17	FG Atts	2 vs. Tulane, 1/1/17
0	FG Made	0
2 vs. Tulane, 1/1/17	3PT-FG Atts	2 vs. Tulane, 1/1/17
0	3PT-FG Made	0
0	FT Atts	0
0	FT Made	0
0	Rebs	0
0	Assts	0
0	Stls	0
0	Blks	0
3 vs. USF, 1/29/17	Mins	3 vs. USF, 1/29/17

#24 - KYLE WASHINGTON

2016-17 SEASON		CAREER (• SET AT NC STATE)
27 vs. UConn, 2/4/17	Pts	27 vs. UConn, 2/4/17
18 vs. UConn, 2/4/17	FG Atts	18 vs. UConn, 2/4/17
11, 2x (last vs. UConn, 2/4/17)	FG Made	11, 2x (last vs. UConn, 2/4/17)
5, 2x (last vs. UCF, 2/8/17)	3PT-FG Atts	5, 2x (last vs. UCF, 2/8/17)
3 vs. UConn, 2/4/17	3PT-FG Made	3 vs. UConn, 2/4/17
14 vs. Xavier, 1/26/19	FT Atts	14 vs. Xavier, 1/26/19
5, 2x (last at USF, 2/15/19)	FT Made	7 vs. Miami, 3/13/14•
17 vs. Penn State, 11/20/16	Rebs	17 vs. Penn State, 11/20/16
5, 2x (last at SMU, 2/12/17)	Assts	5, 2x (last at SMU, 2/12/17)
4 vs. UCF, 2/8/17	Stls	4 vs. UCF, 2/8/17
4, 2x (last vs. Xavier, 1/26/19)	Blks	4, 6x (last vs. Xavier, 1/26/19)
38 at SMU, 2/12/17	Mins	38 at SMU, 2/12/17

#25 - KEVIN JOHNSON

2016-17 SEASON		CAREER
18 vs. Fairleigh Dickinson, 12/17/16	Pts	18 vs. Fairleigh Dickinson, 12/17/16
12, 3x (last at USF, 2/15/17)	FG Atts	14 vs. Robert Morris, 11/15/15
6, 4x (last at USF, 2/15/17)	FG Made	6, 4x (last at USF, 2/15/17)
8, 3x (last at SMU, 2/12/17)	3PT-FG Atts	9, 2x (last vs. Houston, 1/13/16)
4 vs. Fairleigh Dickinson, 12/17/16	3PT-FG Made	4, 5x (last vs. Fairleigh Dickinson, 12/17/16)
6 at Temple, 12/28/16	FT Atts	6, 3x (last at Temple, 12/28/16)
5 at Temple, 12/28/16	FT Made	5, 2x (last at Temple, 12/28/16)
5, 2x (last at East Carolina, 1/15/17)	Rebs	6 at Temple, 1/16/16
4, 3x (last vs. Houston, 3/2/17)	Assts	4, 5x (last vs. Houston, 3/2/17)
3, 6x (last at USF, 2/15/17)	Stls	4 vs. Wagner, 12/23/14
1, 3x (last vs. Marshall, 12/22/16)	Blks	2 vs. Stony Brook, 12/2/14
39 at Iowa State, 12/1/16	Mins	39 at Iowa State, 12/1/16

#33 - NYSIER BROOKS


2016-17 SEASON		CAREER
10 vs. Samford, 11/23/16	Pts	10 vs. Samford, 11/23/16
5, 2x (last vs. Fairleigh Dickinson, 12/17/16)	FG Atts	5, 2x (last vs. Fairleigh Dickinson, 12/17/16)
4 vs. Samford, 11/23/16	FG Made	4 vs. Samford, 11/23/16
0	3PT-FG Atts	0
0	3PT-FG Made	0
4, 4x (last at USF 2/15/17)	FT Atts	4, 4x (last at USF 2/15/17)
2, 5x (last vs. USF, 1/29/17)	FT Made	2, 5x (last vs. USF, 1/29/17)
4, 3x (last at East Carolina, 1/15/17)	Rebs	4, 3x (last at East Carolina, 1/15/17)
1, 2x (last at Tulane, 1/21/17)	Assts	1, 2x (last at Tulane, 1/21/17)
1, 3x (last vs. Fairleigh Dickinson, 12/17/16)	Stls	1, 3x (last vs. Fairleigh Dickinson, 12/17/16)
5 at East Carolina, 1/15/17	Blks	5 at East Carolina, 1/15/17
16 vs. USF, 1/29/17	Mins	16 vs. USF, 1/29/17

#34 - JARRON CUMBERLAND

2016-17 SEASON		CAREER
26 vs. USF, 1/29/17	Pts	26 vs. USF, 1/29/17
11 vs. USF, 1/29/17	FG Atts	11 vs. USF, 1/29/17
8 vs. USF, 1/29/17	FG Made	8 vs. USF, 1/29/17
9 vs. USF, 1/29/17	3PT-FG Atts	9 vs. USF, 1/29/17
6 vs. USF, 1/29/17	3PT-FG Made	6 vs. USF, 1/29/17
10 vs. Lipscomb, 11/26/16	FT Atts	10 vs. Lipscomb, 11/26/16
8 vs. Lipscomb, 11/26/16	FT Made	8 vs. Lipscomb, 11/26/16
6, 2x (last vs. Texas Southern, 12/13/16)	Rebs	6, 2x (last vs. Texas Southern, 12/13/16)
5, 2x (last at UCF, 2/26/17)	Assts	5, 2x (last at UCF, 2/26/17)
4, 2x (last vs. UConn, 2/4/17)	Stls	4, 2x (last vs. UConn, 2/4/17)
1, 6x (last vs. USF, 1/29/17)	Blks	1, 6x (last vs. USF, 1/29/17)
31 at USF, 2/15/17	Mins	31 at USF, 2/15/17

#45 - ZACK TOBLER

2016-17 SEASON		CAREER
5 vs. Fairleigh Dickinson, 12/17/16	Pts	5, 2x (last vs. Fairleigh Dickinson, 12/17/16)
3 vs. Bowling Green, 12/4/16	FG Atts	3 vs. Bowling Green, 12/4/16
1, 4x (last vs. Houston, 3/2/17)	FG Made	1, 7x (last vs. Houston, 3/2/17)
1, 3x (last vs. USF, 1/29/17)	3PT-FG Atts	1, 6x (last vs. USF, 1/29/17)
1, 2x (last vs. Tulane, 1/1/17)	3PT-FG Made	1, 2x (last vs. Tulane, 1/1/17)
3 vs. Fairleigh Dickinson, 12/17/16	FT Atts	6 vs. Ark.-Pine Bluff, 11/22/15
3 vs. Fairleigh Dickinson, 12/17/16	FT Made	5 vs. Ark.-Pine Bluff, 11/22/15
2, 2 x (last vs. Fairleigh Dickinson, 12/17/16)	Rebs	2, 3x (last vs. Fairleigh Dickinson, 12/17/16)
0	Assts	1 vs. Robert Morris, 11/15/15
1, 2x (last vs. Fairleigh Dickinson, 12/17/16)	Stls	1, 2x (last vs. Fairleigh Dickinson, 12/17/16)
0	Blks	0
6, 2x (last vs. USF, 1/29/17)	Mins	6, 3x (last vs. USF, 1/29/17)



#0 QUADRI MOORE

FORWARD • 6-8 • 230 • JUNIOR • 2L • LINDEN, N.J. (LINDEN HIGH SCHOOL)

MOMENTS

» Contributed six points in eight minutes before injuring his ankle against Saint Joseph's in the first round of the NCAA Tournament (3/18/16)

» Scored a season-high 10 points, making all six attempts from the free-throw line against Wagner (12/23/14)

» Connected on a trio of threes in tallying nine points against Saint Francis (11/14/14)

2016-17 (Junior): Scored a career-high 14 points on 5-of-8 shooting with a trio of threes and a game-high six rebounds at Tulane (1/21) ... tallied a season-high nine points on 3-of-5 shooting vs. Fairleigh Dickinson (12/17) ... scored six points, grabbed a team-high five rebounds and tied a career high with eight field goal attempts against Albany (11/14) ... made his first career start against Texas Southern (12/13).

2015-16 Season (Sophomore): Played in 26 games as a reserve, averaging 2.3 points and 1.3 rebounds in 7.3 minutes ... Shot 68.4 percent (13 of 19) from the free throw line on the season ... scored a season high 10 points on 5-of-7 shooting from the field against Robert Morris (11/15) ... tallied 10 points and eight rebounds against Arkansas-Pine Bluff (11/22) ... made a pair of threes and posted eight points against Tulsa (1/2) ... registered six points on 3-of-4 shooting in eight minutes against Saint Joseph's (3/18) in the first round of the NCAA Tournament.

2014-15 Season (Freshman): Played in 26 games as a reserve, averaging 2.2 points and 1.1 rebounds in 8.2 minutes ... shot 73.3 percent (11 of 15) from the free throw line for the season ... scored six or more points in six games on the year ... posted a season-high 10 points, going 6 of 6 from the free throw line with two blocks and two steals against Wagner (12/23) ... netted nine points with a pair of three-pointers against Stony Brook (12/2) ... had nine points on 4-of-8 shooting from the field against Saint Francis (11/14) in the season opener ... tallied six points and two rebounds in seven minutes at UConn (1/10).

Prior to Cincinnati: Averaged 16.3 points, 6.9 rebounds and 1.1 blocks as a senior while helping lead Linden to the 2014 Group 4A state title and NJSIAA Tournament of Champions semifinals ... named 2014 First Team All-State and Union County Player of the Year by the New Jersey Star Ledger ... tallied 22 points, 21 rebounds and five blocks in the Group 4A state title championship game against Trenton ... averaged 14.6 points, 5.7 rebounds and 1.1 blocks while making 19 three-pointers as a junior... tabbed a three-start prospect and ranked among the nation's top 150 players by Rivals, Scout and ESPN.

Personal: Born Nov. 22, 1994 in Linden, New Jersey ... Son of Karine Marable and Zahir Moore ... Has one brother, Zahir Jr. ... right-handed ... first name pronounced "QUAD-ree."

SEASON & CAREER STATISTICS

2016-17 SEASON

	Pts	CAREER
14 at Tulane, 1/21/17	14 at Tulane, 1/21/17	
8, 2x (last at Tulane, 1/21/17)	FG Atts	8, 3x (last at Tulane, 1/21/17)
5 at Tulane, 1/21/17	FG Made	5, 2x (last at Tulane, 1/21/17)
4 at Tulane, 1/21/17	3PT-FG Atts	4 at Tulane, 1/21/17
3 at Tulane, 1/21/17	3PT-FG Made	3 at Tulane, 1/21/17
4, 2x (last at USF, 2/15/17)	FT Atts	8 vs. Ark.-Pine Bluff, 11/22/15
4 vs. USF, 1/29/17	FT Made	6, 2x (last vs. Ark.-Pine Bluff, 11/22/15)
6 at Tulane, 1/21/17	Rebs	8 vs. Ark.-Pine Bluff, 11/22/15
3 vs. USF, 1/29/17	Assts	3 vs. USF, 1/29/17
2 vs. Fairleigh Dickinson, 12/17/16	Stls	3 vs. Ark.-Pine Bluff, 11/22/15
1, 3x (last vs. USF, 1/29/17)	Blks	2 vs. Wagner, 12/23/14
20 at Tulane, 1/21/17	Mins	20 at Tulane, 1/21/17

MISCELLANEOUS STATISTICS

CATEGORY	2014-15	2015-16	2016-17	CAREER
Double-Figure Scoring Games	1	2	1	4
Double-Figure Rebounding Games	0	0	0	0
Double-Double Games	0	0	0	0
20-Point Scoring Games	0	0	0	0
Games Led UC in Scoring	0	0	0	0
Games Led UC in Rebounding	0	1	2	3
Games Led UC in Assists	0	0	0	0
Games With 3+ Assists	0	0	1	1
Games With 3+ Blocks	0	0	0	0
Games With 3+ Steals	0	1	0	1
Games With 3+ Three-Pointers	0	0	1	1


GAME-BY-GAME STATISTICS

2016-17 (JUNIOR SEASON)

Opponent	Date	Total				3-Pointers		Free throws		Rebounds								pts	avg	
		gs	min	fg-fga	pct	3fg-fga	pct	ft-fa	pct	off	def	tot	avg	pf	a	to	blk			stl
BROWN	11/11/16	9	2-2	1.000	0-0	.000	0-0	.000	1	0	1	1.0	4	0	1	0	0	4	4.0	
ALBANY	11/14/16	14	3-8	.375	0-1	.000	0-0	.000	3	2	5	3.0	2	0	4	0	0	6	5.0	
vs Penn State	11/20/16	6	1-1	1.000	0-0	.000	0-0	.000	0	0	0	2.0	1	0	0	0	0	2	4.0	
LIPSCOMB	11/26/16	8	1-6	.167	1-2	.500	0-0	.000	0	3	3	2.3	2	0	0	1	0	3	3.8	
at Iowa State	12-01-16	2	0-1	.000	0-0	.000	0-0	.000	0	1	1	2.0	0	0	0	0	1	0	3.0	
BOWLING GREEN	12/04/16	4	0-0	.000	0-0	.000	1-2	.500	0	0	0	1.7	0	0	2	1	0	1	2.7	
at Butler	12/10/16	12	0-3	.000	0-1	.000	0-0	.000	0	3	3	1.9	0	0	0	0	0	0	2.3	
TEXAS SOUTHERN	12/13/16	11	2-5	.400	0-0	.000	0-0	.000	1	0	1	1.8	0	0	1	0	0	4	2.5	
FAIRLEIGH DICKINSON	12/17/16	14	3-5	.600	1-3	.333	2-2	1.000	0	2	2	1.8	3	0	1	0	2	9	3.2	
at Temple	12/28/16	4	2-4	.500	1-2	.500	0-0	.000	0	0	0	1.6	0	0	0	0	0	5	3.4	
SMU	01/12/17	4	0-0	.000	0-0	.000	0-0	.000	0	0	0	1.5	0	0	0	0	0	0	3.1	
at East Carolina	01/15/17	5	0-0	.000	0-0	.000	0-0	.000	0	0	0	1.3	0	0	0	0	1	0	2.8	
at Tulane	01/21/17	20	5-8	.625	3-4	.750	1-1	1.000	0	6	6	1.7	2	1	3	0	1	14	3.7	
USF	01/29/17	16	0-4	.000	0-4	.000	4-4	1.000	0	2	2	1.7	4	3	1	1	0	4	3.7	
at Tulsa	02/01/17	11	1-4	.250	1-2	.500	0-0	.000	0	1	1	1.7	2	0	1	0	0	3	3.7	
UCONN	02/04/17	9	1-2	.500	1-1	1.000	2-2	1.000	0	0	0	1.6	1	1	1	0	0	5	3.8	
UCF	02/08/17	6	1-2	.500	0-0	.000	0-0	.000	0	0	0	1.5	1	0	0	0	0	2	3.6	
at SMU	02/12/17	1	0-0	.000	0-0	.000	0-0	.000	0	0	0	1.4	2	0	1	0	0	0	3.4	
at USF	02/15/17	2	0-1	.000	0-0	.000	2-4	.500	0	0	0	1.3	1	0	1	0	0	2	3.4	
TULSA	02/18/17	3	0-0	.000	0-0	.000	0-0	.000	0	0	0	1.3	1	0	1	0	0	0	3.2	
MEMPHIS	02/23/17	6	1-1	1.000	1-1	1.000	2-2	1.000	1	0	1	1.2	1	0	0	0	0	5	3.3	
HOUSTON	03/02/17	9	1-3	.333	0-2	.000	0-0	.000	1	2	3	1.3	0	1	0	0	0	2	3.2	
Totals		1	176	24-60	.400	9-23	.391	14-17	.824	7	22	29	1.3	27	6	18	3	5	71	3.2

CAREER STATISTICS

			Total		3-Point		F-Throws		Rebounds										Scoring	
Season	gp-gs	min/avg	fg-fga	pct	fg-fga	pct	ft-fa	pct	off	def	tot	avg	pf	fo	ast	to	blk	stl	pts	avg
2014-15	26-0	213/8.2	21-56	.375	4-14	.286	11-15	.733	6	22	28	1.1	26	1	6	19	4	7	57	2.2
2015-16	26-0	190/7.3	21-54	.389	4-12	.333	13-19	.684	13	21	34	1.3	21	0	2	18	2	8	59	2.3
2016-17	22-1	176/8.0	24-60	.400	9-23	.391	14-17	.824	7	22	29	1.3	27	0	6	18	3	5	71	3.2
TOTAL	74-1	579/7.8	66-170	.388	17-49	.347	38-51	.745	26	65	91	1.2	74	1	14	55	9	20	187	2.5



#0 QUADRI MOORE

FORWARD • 6-8 • 230 • JUNIOR • 2L • LINDEN, N.J. (LINDEN HIGH SCHOOL)

GAME-BY-GAME STATISTICS

2015-16 (SOPHOMORE SEASON)

Opponent	Date	gs	min	Total		3-Pointers		Free throws		Rebounds				pf	a	t/o	blk	stl	pts	avg
				fg-fga	pct	3fg-fga	pct	ft-fa	pct	off	def	tot	avg							
WESTERN CAROLINA	11/13/15	9	0-0	.000	0-0	.000	0-0	.000	1	0	1	1.0	0	1	2	0	0	0	0.0	
ROBERT MORRIS	11/15/15	14	5-7	.714	0-1	.000	0-0	.000	2	2	4	2.5	1	0	2	0	1	10	5.0	
at Bowling Green	11/18/15	13	1-2	.500	0-1	.000	1-2	.500	0	1	1	2.0	1	0	0	1	0	3	4.3	
ARKANSAS-PINE BLUFF	11/22/15	14	2-5	.400	0-0	.000	6-8	.750	4	4	8	3.5	2	0	3	0	3	10	5.8	
SE LOUISIANA	11/24/15	6	0-2	.000	0-1	.000	0-0	.000	0	0	0	2.8	0	0	0	0	0	0	4.6	
vs Nebraska	11/27/15	4	1-1	1.000	0-0	.000	0-0	.000	0	0	0	2.3	0	0	0	0	1	2	4.2	
vs George Washington	11/28/15	8	1-2	.500	0-0	.000	0-0	.000	0	0	0	2.0	0	0	1	0	0	2	3.9	
MORGAN STATE	12/6/15	9	1-4	.250	0-0	.000	0-0	.000	2	2	4	2.3	1	1	1	0	0	2	3.6	
NORFOLK STATE	12/15/15	6	1-3	.333	0-0	.000	1-2	.500	0	0	0	2.0	0	0	2	0	1	3	3.6	
at VCU	12/19/15	7	1-4	.250	0-1	.000	0-1	.000	0	1	1	1.9	2	0	0	0	0	2	3.4	
TEMPLE	12/29/15	1	0-1	.000	0-0	.000	0-0	.000	0	0	0	1.7	0	0	0	0	0	0	3.1	
TULSA	1/2/16	14	2-5	.400	2-3	.667	2-2	1.000	0	1	1	1.7	2	0	2	0	0	8	3.5	
at SMU	01/07/16	18	0-3	.000	0-1	.000	0-0	.000	1	3	4	1.8	3	0	1	0	1	0	3.2	
at USF	1/10/16	7	0-2	.000	0-0	.000	2-2	1.000	1	0	1	1.8	0	0	0	0	0	2	3.1	
HOUSTON	1/13/16	3	0-0	.000	0-0	.000	0-0	.000	0	1	1	1.7	0	0	0	0	0	0	2.9	
at Temple	01/16/16	5	0-0	.000	0-0	.000	0-0	.000	0	1	1	1.7	1	0	0	0	0	0	2.8	
MEMPHIS	01/21/16	4	0-1	.000	0-0	.000	0-0	.000	0	0	0	1.6	0	0	1	0	0	0	2.6	
TULANE	01/24/16	17	1-4	.250	1-2	.500	1-2	.500	1	3	4	1.7	3	0	1	1	1	4	2.7	
at UCONN	1/28/16	2	0-0	.000	0-0	.000	0-0	.000	0	0	0	1.6	1	0	0	0	0	0	2.5	
at Memphis	2/6/16	4	0-0	.000	0-0	.000	0-0	.000	0	0	0	1.6	0	0	1	0	0	0	2.4	
at UCF	2/9/16	1	1-1	1.000	1-1	1.000	0-0	.000	0	0	0	1.5	1	0	0	0	0	3	2.4	
EAST CAROLINA	2/13/16	3	0-0	.000	0-0	.000	0-0	.000	0	0	0	1.4	0	0	1	0	0	0	2.3	
UCONN	2/20/16	3	0-0	.000	0-0	.000	0-0	.000	0	0	0	1.3	0	0	0	0	0	0	2.2	
at East Carolina	2/27/16	8	1-3	.333	0-0	.000	0-0	.000	1	2	3	1.4	0	0	0	0	0	2	2.2	
at Houston	3/3/16	2	0-0	.000	0-0	.000	0-0	.000	0	0	0	1.4	1	0	0	0	0	0	2.1	
vs Saint Joseph's	3/18/16	8	3-4	.750	0-1	.000	0-0	.000	0	0	0	1.3	2	0	0	0	0	6	2.3	
Totals		0	190	21-54	.389	4-12	.333	13-19	.684	13	21	34	1.3	21	2	18	2	8	59	2.3

2014-15 (FRESHMAN SEASON)

Opponent	Date	gs	min	Total		3-Pointers		Free throws		Rebounds				pf	a	t/o	blk	stl	pts	avg
				fg-fga	pct	3fg-3fga	pct	ft-fa	pct	off	def	tot	avg							
SAINT FRANCIS	11/14/14	17	4-8	.500	1-3	.333	0-0	.000	0	2	2	2.0	1	0	2	0	2	9	9.0	
MOREHEAD STATE	11/19/14	16	0-1	.000	0-0	.000	1-2	.500	0	1	1.5	2	0	1	0	0	1	5.0	1.5	
EASTERN ILLINOIS	11/23/14	13	0-1	.000	0-0	.000	1-2	.500	0	2	2	1.7	1	1	2	0	0	1	3.7	
N.C. CENTRAL	11/25/14	6	0-2	.000	0-0	.000	0-0	.000	0	1	1	1.5	0	0	0	0	1	0	2.8	
vs Middle Tennessee	11/28/14	8	1-2	.500	0-0	.000	0-0	.000	0	1	1	1.4	5	0	0	0	0	2	2.6	
vs Ole Miss	11/29/14	12	2-6	.333	0-1	.000	2-2	1.000	0	1	1	1.3	2	0	0	0	0	6	3.2	
STONY BROOK	12/02/14	17	3-4	.750	2-2	1.000	1-2	.500	0	1	1	1.3	0	2	2	0	1	9	4.0	
at Nebraska	12/13/14	9	1-2	.500	0-1	.000	0-0	.000	1	0	1	1.3	0	0	0	0	1	2	3.8	
SAN DIEGO STATE	12/17/14	4	0-2	.000	0-1	.000	0-0	.000	0	0	0	1.1	1	0	0	0	0	0	3.3	
VCU	12/20/14	2	0-0	.000	0-0	.000	0-0	.000	0	1	1	1.1	0	0	0	0	0	0	3.0	
WAGNER	12/23/14	18	2-5	.400	0-1	.000	6-6	1.000	0	1	1	1.1	0	0	0	2	2	10	3.6	
at NC State	12-30-14	4	0-1	.000	0-1	.000	0-0	.000	0	2	2	1.2	0	0	1	0	0	0	3.3	
EAST CAROLINA	01/06/15	8	0-0	.000	0-0	.000	0-0	.000	0	1	1	1.2	4	0	1	0	0	0	3.1	
at UConn	1/10/15	7	3-4	.750	0-1	.000	0-0	.000	2	0	2	1.2	0	0	0	0	0	6	3.3	
at Memphis	1/15/15	14	0-0	.000	0-0	.000	0-0	.000	1	2	3	1.3	0	0	3	1	0	0	3.1	
TEMPLE	01/17/15	11	1-2	.500	0-0	.000	0-0	.000	0	2	2	1.4	2	1	2	0	0	2	3.0	
HOUSTON	01/21/15	2	0-0	.000	0-0	.000	0-0	.000	0	0	0	1.3	0	0	0	0	0	0	2.8	
at UCF	01/25/15	7	1-5	.200	1-2	.500	0-0	.000	1	1	2	1.3	0	0	1	0	0	3	2.8	
UCONN	01/29/15	11	0-2	.000	0-0	.000	0-0	.000	0	1	1	1.3	0	0	0	1	0	0	2.7	
at SMU	02/05/15	2	0-0	.000	0-0	.000	0-0	.000	0	0	0	1.3	2	0	1	0	0	0	2.6	
USF	02/07/15	9	0-1	.000	0-0	.000	0-0	.000	0	0	0	1.2	0	1	2	0	0	0	2.4	
UCF	02/25/15	5	3-5	.600	0-0	.000	0-0	.000	1	2	3	1.3	1	0	1	0	0	6	2.6	
at Tulane	02/28/15	4	0-2	.000	0-0	.000	0-1	.000	0	0	0	1.2	3	1	0	0	0	0	2.5	
MEMPHIS	03/08/15	2	0-0	.000	0-0	.000	0-0	.000	0	0	0	1.2	1	0	0	0	0	0	2.4	
vs UConn	3/13/15	2	0-0	.000	0-0	.000	0-0	.000	0	0	0	1.1	0	0	0	0	0	0	2.3	
vs Kentucky	3/21/15	3	0-1	.000	0-1	.000	0-0	.000	0	0	0	1.1	1	0	0	0	0	0	2.2	
Totals		0	213	21-56	.375	4-14	.286	11-15	.733	6	22	28	1.1	26	6	19	4	7	57	2.2



#1 JACOB EVANS III

GUARD/FORWARD • 6-6 • 210 • SOPHOMORE • 1L • BATON ROUGE, LA. (ST. MICHAEL THE ARCHANGEL)

CONFERENCE AWARDS

- » Weekly Honor Roll (11/14/16)
- » Rookie of the Week (2X: 2/29/16 & 12/28/15)

OTHER HONORS

- » Jerry West Top Shooting Guard Award Finalist (2016-17)

MOMENTS

- » Scored 25 points and hit a three-pointer with 11 seconds left in regulation in UC's 93-91 overtime win against Marshall (12/22/16)
- » Hit back-to-back free throws with 20 seconds left to give UC a 55-54 overtime win at No. 19 Iowa State (12/1/16)
- » Poured in 25 points on 8-of-12 shooting against No. 21 Rhode Island (11/19/16)
- » Scored the most points by a UC freshman in an NCAA Tournament game, posting a career-high 26 points with five threes and nine rebounds against Saint Joseph's in the first round of the NCAA Tournament (3/18/16)

2016-17 Season (Sophomore): Tallied a team-high 17 points on 5-of-10 shooting with a trio of threes at UCF (2/26) ... posted 21 points with a season-high seven rebounds to go with a trio of threes against No. 24/22 Xavier (1/26) ... scored 25 points on 9-of-15 shooting to go with a career high five assists and four steals against Marshall (12/22) ... tallied 11 points and hit back-to-back free throws with 20 seconds left, giving UC a 55-54 overtime win at No. 19 Iowa State (12/1) ... poured in a season-high 25 points on 8-of-12 shooting with six rebounds against No. 21 Rhode Island (11/19) ... named to AAC Weekly Honor Roll after scoring a game-high 23 points on 9-of-12 shooting with four threes against Brown (11/11).

2015-16 Season (Freshman): Poured in a career-high 26 points on 10-of-20 shooting with five three-pointers and a career-high rebounds against Saint Joseph's (3/18) in the first round of the NCAA Tournament ... named The American's Rookie of the Week after scoring a career-high 18 points on 7-of-12 shooting with four threes and seven rebounds in 40 minutes at East Carolina (2/27) ... tallied a game-high 13 points with a trio of threes against UConn (2/20) ... scored 10 points with a pair of threes against East Carolina (2/13) ... logged a season-high 38 minutes in UC's double-overtime loss at Temple (1/16), posting eight points, eight rebounds and four assists ... named The American's Rookie of the Week after registering 14 points and five rebounds against No. 11 Iowa State (12/22) ... tallied nine points and a season-high eight rebounds and three blocks at VCU (12/19) ... scored a season-high 16 points with four threes and four assists against Butler (12/2) ... tied for game-high honors with 15 points on 4-of-8 shooting with a trio of threes to go with six rebounds against SE Louisiana (11/24) ... posted 10 points and a pair of three-pointers with three rebounds at Bowling Green (11/18) ... had 10 points with seven rebounds, three steals and two assists against Robert Morris (11/15) ... contributed seven points, five rebounds and three assists in 22 minutes in collegiate debut (11/13).

Prior to Cincinnati: Named to the 2014-15 Louisiana Sports Writers Association's Class 4A All-State First Team ... tabbed the 2014-15 All-Baton Rouge Area Large Schools' Player of the Year by the New Orleans Times-Picayune ... selected a Gatorade Player of the Year nominee, McDonald's All-American nominee and Louisiana Mr. Basketball nominee ... named a two-time most valuable player at the Grady Hornsby Classic ... tabbed most valuable player for Class 4A-District 6 as a senior ... chosen First-Team All-District as a sophomore, junior and senior ... tallied more than 2,000 points and 1,000 rebound during high school career ... helped lead St. Michael's the Archangel to a 29-4 overall record and its first appearance in the Louisiana Class 4A state championship semifinals as a senior, averaging 24.9 points, 9.0 rebounds and 4.8 assists ... helped the Warriors to a 27-7 record while averaging 17.5 points, 7.2 rebounds, 4.1 assists and 3.5 steals as a junior ... tabbed a consensus four-star prospect, he performed well in 2014 summer AAU



SHOOTING GUARD OF THE YEAR FINALIST

SEASON & CAREER STATISTICS

2016-17 SEASON		CAREER
25, 2x (last vs. Marshall, 12/22/16)	Pts	26 vs. Saint Joseph's, 3/18/16
16 vs. Xavier, 1/26/17	FG Atts	20 vs. Saint Joseph's, 3/18/16
9, 2x (last vs. Marshall, 12/22/16)	FG Made	10 vs. Saint Joseph's, 3/18/16
11 at SMU, 2/12/17	3PT-FG Atts	11 at SMU, 2/12/17
5 at SMU, 2/12/17	3PT-FG Made	5, 2x (last at SMU, 2/12/17)
9 vs. Rhode Island, 11/19/16	FT Atts	9 vs. Rhode Island, 11/19/16
7, 2x (last vs. Rhode Island, 11/19/16)	FT Made	7, 2x (last vs. Rhode Island, 11/19/16)
7 vs. Xavier, 1/26/17	Rebs	9 vs. Saint Joseph's, 3/18/16
6, 2x (last vs. UCF, 2/8/17)	Assts	6, 2x (last vs. UCF, 2/8/17)
4, 2x (last vs. UCF, 2/8/17)	Stls	4, 2x (last vs. UCF, 2/8/17)
3 vs. Memphis, 2/23/17	Blks	3, 3x (last vs. Memphis, 2/23/17)
45 vs. Marshall, 12/22/16	Mins	45 vs. Marshall, 12/22/16

MISCELLANEOUS STATISTICS

CATEGORY	2015-16	2016-17	CAREER
Double-Figure Scoring Games	12	26	38
Double-Figure Rebounding Games	0	0	0
Double-Double Games	0	0	0
20-Point Scoring Games	1	4	5
Games Led UC in Scoring	5	8	13
Games Led UC in Rebounding	2	0	2
Games Led UC in Assists	2	3	5
Games With 3+ Assists	7	18	25
Games With 3+ Blocks	2	1	3
Games With 3+ Steals	1	3	4
Games With 3+ Three-Pointers	6	8	14

events - the Pangos All-American Camp and the Fab 48 Tournament in Las Vegas - to earn the distinction of being one of the nation's fastest rising prospects ... listed as a Top 100 prospect according to ESPN, Rivals.com and Scout.com and ranked second in the Times-Picayune Terrific 20 Class of 2015 ... coached in high school by Drew Hart.

Personal: Born June 18, 1997 in Jacksonville, North Carolina ... son of Theresa Chatman-Evans and Jerry Evans ... mother played point guard at Grambling ... has two brothers, Demarquis and Devin Chatman ... right-handed.

CAREER STATISTICS

			Total		3-Point		F-Throws		Rebounds											Scoring	
Season	gp-gs	min/avg	fg-fga	pct	fg-fga	pct	ft-fga	pct	off	def	tot	avg	pf	fo	ast	to	blk	stl	pts	avg	
2015-16	33-8	806/24.4	94-253	.372	45-135	.333	45-56	.804	36	99	135	4.1	61	2	54	25	27	27	278	8.4	
2016-17	30-30	936/31.2	140-299	.468	56-143	.392	66-91	.725	43	77	120	4.0	63	0	83	39	26	39	402	13.4	
TOTAL	63-38	1742/27.7	234-552	.424	101-278	.363	111-147	.755	79	176	255	4.0	124	2	137	64	53	66	680	10.8	



#1 JACOB EVANS III

GUARD/FORWARD • 6-6 • 210 • SOPHOMORE • 1L • BATON ROUGE, LA. (ST. MICHAEL THE ARCHANGEL)

GAME-BY-GAME STATISTICS

2016-17 (SOPHOMORE SEASON)

Opponent	Date	gs	min	Total		3-Pointers		Free throws		Rebounds				pf	a	t/o	blk	stl	pts	avg	
				fg/fga	pct	3fg/3fga	pct	ft/fta	pct	off	def	tot	avg								
BROWN	11/11/16	*	32	9-12	.750	4-6	.667	1-2	.500	1	2	3	3.0	2	3	1	1	1	23	23.0	
ALBANY	11/14/16	*	30	5-11	.455	2-7	.286	7-8	.875	1	2	3	3.0	4	3	1	1	3	19	21.0	
vs Rhode Island	11/19/16	*	37	8-12	.667	2-5	.400	7-9	.778	4	2	6	4.0	3	0	4	0	0	25	22.3	
vs Penn State	11/20/16	*	29	5-7	.714	2-4	.500	2-2	1.000	2	3	5	4.3	2	0	3	0	2	14	20.3	
SAMFORD	11/23/16	*	33	4-11	.364	1-3	.333	3-3	1.000	2	5	7	4.8	3	3	2	1	2	12	18.6	
LIPSCOMB	11/26/16	*	28	5-8	.625	2-3	.667	2-3	.667	1	3	4	4.7	2	4	0	0	2	14	17.8	
at Iowa State	12-01-16	*	42	4-12	.333	1-5	.200	2-2	1.000	1	2	3	4.4	1	2	3	0	1	11	16.9	
BOWLING GREEN	12/04/16	*	22	3-5	.600	1-3	.333	0-0	.000	1	2	3	4.3	0	3	0	1	0	7	15.6	
at Butler	12/10/16	*	38	5-12	.417	2-5	.400	2-2	1.000	2	3	5	4.3	4	1	2	1	0	14	15.4	
TEXAS SOUTHERN	12/13/16	*	23	4-7	.571	1-4	.250	1-2	.500	0	3	3	4.2	1	1	0	0	1	10	14.9	
FAIRLEIGH DICKINSON	12/17/16	*	22	5-9	.556	2-5	.400	5-8	.625	2	3	5	4.3	2	4	0	0	0	17	15.1	
MARSHALL	12/22/16	*	45	9-15	.600	4-5	.800	3-5	.600	1	3	4	4.3	2	5	2	1	4	25	15.9	
at Temple	12/28/16	*	26	4-11	.364	0-2	.000	3-4	.750	2	3	5	4.3	4	1	1	1	2	11	15.5	
TULANE	01/01/17	*	17	5-8	.625	3-5	.600	0-0	.000	0	0	0	4.0	0	2	2	0	2	13	15.4	
at Houston	1/7/17	*	35	4-12	.333	3-7	.429	1-3	.333	1	4	5	4.1	0	3	1	1	1	12	15.1	
SMU	01/12/17	*	38	1-10	.100	0-3	.000	0-1	.000	1	4	5	4.1	2	6	1	2	0	2	14.3	
at East Carolina	01/15/17	*	27	2-7	.286	0-2	.000	6-7	.857	2	2	4	4.1	4	3	0	1	1	10	14.1	
TEMPLE	01/18/17	*	37	5-10	.500	1-3	.333	4-6	.667	2	2	4	4.1	2	3	2	1	1	15	14.1	
at Tulane	01/21/17	*	16	6-7	.857	2-3	.667	1-2	.500	1	3	4	4.1	4	0	1	0	1	15	14.2	
XAVIER	01/26/17	*	37	7-16	.438	3-9	.333	4-5	.800	4	3	7	4.3	1	3	1	2	0	21	14.5	
USF	01/29/17	*	25	3-7	.429	2-6	.333	2-3	.667	0	4	4	4.2	1	2	0	1	2	10	14.3	
at Tulsa	02/01/17	*	37	4-14	.286	2-9	.222	0-0	.000	1	2	3	4.2	4	3	3	0	1	10	14.1	
UCONN	02/04/17	*	30	0-3	.000	0-1	.000	0-0	.000	1	4	5	4.2	1	4	1	1	0	0	13.5	
UCF	02/08/17	*	35	4-10	.400	1-4	.250	2-2	1.000	2	2	4	4.2	3	6	2	2	4	11	13.4	
at SMU	02/12/17	*	38	5-12	.417	5-11	.455	0-0	.000	1	1	2	4.1	2	5	0	0	1	15	13.4	
at USF	02/15/17	*	28	4-9	.444	2-4	.500	0-0	.000	0	1	1	4.0	3	3	3	0	1	10	13.3	
TULSA	02/18/17	*	35	6-14	.429	3-7	.429	2-5	.400	1	3	4	4.0	1	3	2	1	2	17	13.4	
MEMPHIS	02/23/17	*	33	6-13	.462	1-3	.333	2-2	1.000	3	1	4	4.0	1	2	1	3	2	15	13.5	
at UCF	2/26/17	*	40	5-10	.500	3-7	.429	4-5	.800	0	3	3	4.0	3	2	0	2	1	17	13.6	
HOUSTON	03/02/17	*	21	3-5	.600	1-2	.500	0-0	.000	3	2	5	4.0	1	3	0	2	1	7	13.4	
Totals			30	936	140-299	.468	56-143	.392	66-91	.725	43	77	120	4.0	63	83	39	26	39	402	13.4

2015-16 (FRESHMAN SEASON)

Opponent	Date	gs	min	Total		3-Pointers		Free throws		Rebounds				pf	a	t/o	blk	stl	pts	avg
				fg-fga	pct	3fg-fga	pct	ft-fa	pct	off	def	tot	avg							
WESTERN CAROLINA	11/13/15		22	2-7	.286	1-3	.333	2-2	1.000	1	4	5	5.0	1	3	0	1	1	7	7.0
ROBERT MORRIS	11/15/15		22	3-8	.375	2-4	.500	2-2	1.000	3	4	7	6.0	1	2	0	0	3	10	8.5
at Bowling Green	11/18/15		21	3-7	.429	2-3	.667	2-2	1.000	2	1	3	5.0	0	1	0	2	2	10	9.0
ARKANSAS-PINE BLUFF	11/22/15		23	1-7	.143	0-4	.000	4-6	.667	0	4	4	4.8	0	0	0	0	1	6	8.3
SE LOUISIANA	11/24/15		21	4-8	.500	3-6	.500	4-4	1.000	1	5	6	5.0	1	1	2	0	0	15	9.6
vs Nebraska	11/27/15		19	1-3	.333	0-2	.000	2-2	1.000	0	7	7	5.3	1	4	1	0	0	4	8.7
vs George Washington	11/28/15		15	1-5	.200	1-2	.500	0-0	.000	1	1	2	4.9	1	1	3	1	0	3	7.9
BUTLER	12/2/15		29	6-13	.462	4-10	.400	0-0	.000	0	4	4	4.8	2	4	0	0	0	16	8.9
MORGAN STATE	12/6/15		2	0-0	.000	0-0	.000	0-0	.000	0	0	0	4.2	0	0	0	0	0	0	7.9
at Xavier	12/12/15		18	2-5	.400	0-2	.000	0-0	.000	1	1	2	4.0	1	1	1	2	0	4	7.5
NORFOLK STATE	12/15/15		16	2-6	.333	1-2	.500	6-6	1.000	2	0	2	3.8	1	1	0	0	1	11	7.8
at VCU	12/19/15		29	2-7	.286	1-4	.250	4-4	1.000	3	5	8	4.2	2	0	2	3	1	9	7.9
IOWA STATE	12/22/15		26	4-8	.500	2-5	.400	4-4	1.000	2	3	5	4.2	3	2	0	2	1	14	8.4
TEMPLE	12/29/15	*	24	2-4	.500	1-2	.500	2-2	1.000	3	2	5	4.3	0	2	1	0	0	7	8.3
TULSA	1/2/16		16	1-3	.333	0-2	.000	0-0	.000	0	3	3	4.2	4	2	1	1	1	2	7.9
at SMU	01/07/16		29	2-6	.333	0-2	.000	0-0	.000	1	4	5	4.3	3	3	0	1	0	4	7.6
at USF	1/10/16		12	1-6	.167	0-2	.000	0-0	.000	1	2	3	4.2	0	1	1	0	1	2	7.3
HOUSTON	1/13/16		13	2-6	.333	1-4	.250	0-0	.000	0	0	0	3.9	5	2	0	1	0	5	7.2
at Temple	01/16/16		38	4-10	.400	0-3	.000	0-0	.000	1	7	8	4.2	2	4	2	0	1	0	7.2
MEMPHIS	01/21/16		20	1-4	.250	0-2	.000	0-0	.000	0	2	2	4.1	1	1	0	0	1	2	7.0
TULANE	01/24/16		24	2-5	.400	1-3	.333	0-0	.000	3	4	7	4.2	2	3	0	1	2	5	6.9
at UCONN	1/28/16		23	3-7	.429	1-2	.500	0-0	.000	1	4	5	4.2	2	2	0	3	1	7	6.9
USF	02/04/16		24	3-8	.375	2-6	.333	3-4	.750	0	2	2	4.1	2	2	0	1	1	11	7.0
at Memphis	2/6/16		29	1-9	.111	0-3	.000	5-6	.833	2	1	3	4.1	2	1	0	1	1	7	7.0
at UCF	2/9/16	*	13	2-4	.500	2-2	1.000	0-0	.000	1	2	3	4.0	3	0	1	0	0	6	7.0
EAST CAROLINA	2/13/16	*	25	4-10	.400	2-6	.333	0-0	.000	1	2	3	4.0	4	1	1	0	2	10	7.1
at Tulsa	02/18/16		35	3-10	.300	2-7	.286	1-2	.500	0	6	6	4.1	3	4	2	1	1	9	7.2
UCONN	2/20/16		29	5-9	.556	3-6	.500	0-1	.000	0	4	4	4.1	1	0	0	1	1	13	7.4
at East Carolina	2/27/16	*	40	7-12	.583	4-9	.444	0-0	.000	2	5	7	4.2	0	2	0	0	0	18	7.8
at Houston	3/3/16	*	40	5-16	.313	4-9	.444	0-0	.000	1	1	2	4.1	4	1	3	1	1	14	8.0
SMU	03/06/16	*	38	4-14	.286	0-7	.000	1-4	.250	0	0	0	4.0	0	0	1	1	2	9	8.0
vs UCONN	3/11/16	*	34	1-6	.167	0-2	.000	2-3	.667	1	2	3	3.9	5	2	2	2	1	4	7.9
vs Saint Joseph's	3/18/16	*	37	10-20	.500	5-9	.556	1-2	.500	2	7	9	4.1	4	1	1	0	0	26	8.4
Totals			8	806	94-253	.372	45-135	.333	45-56	.804	36	99	135	4.1	61	54	25	27	278	8.4



#3 JUSTIN JENIFER

GUARD • 5-10 • 175 • SOPHOMORE • 1L • BALTIMORE, MD. (MILFORD MILL ACADEMY)

MOMENTS

- » Had a 21st birthday to remember, scoring a career-high 14 points on 5-of-8 shooting with four threes against Bowling Green (12/4/16)
- » Netted 11 points and dished out nine assists in 16 minutes against Robert Morris (11/15/15)

2016-17 Season (Sophomore): Dished out a game-high five assists at USF (2/15) ... registered 12 points on 5-of-7 shooting with nine assists and five rebounds against USF (1/29) ... handed out nine assists to go with eight points in 22 minutes against Texas Southern (12/13/16) ... scored a career-high 14 points on 5-of-8 shooting with four three-pointers against Bowling Green (12/4).

2015-16 Season (Freshman): Played in all 34 games as a reserve, averaging 2.4 points and 1.3 assists in 8.6 minutes ... shot 70.0 percent (14 of 20) from the free throw line for the season ... Tallied a season-high 11 points and nine assists against Robert Morris (11/15) ... scored six or more points in seven games on the year.

Prior to Cincinnati: Earned Baltimore Sun All-Metro second-team honors while averaging 17.3 points, 7.0 assists and 3.0 rebounds as a senior at Milford Mills Academy ... scored 30 or more points three times, including a 40-point effort during his final year, guiding the Millers to a 15-8 overall mark and an appearance at the regional finals ... tabbed a Gatorade Player of the Year nominee as a senior ... scored more than 1,000 points during his career ... helped his squad advance to the Maryland Class 3A state semifinals as a junior, averaging 18 points and 13 assists during the year ... claimed Baltimore Sun All-Metro first-team honors and was tabbed co-Baltimore County Player of the Year while posting double figures in every game and registered 12 double-doubles as a junior ... saw his team post a 26-2 record and win the state championship as a sophomore, tallying 17 points, seven assists and seven rebounds in the title game ... earned Baltimore Sun All-Metro second-team accolades as a sophomore.

Personal: Born December 4, 1995 in Baltimore, Maryland ... son of Kisha Hull and Howard Jenifer ... has one sister, Raeshawnda ... left-handed.

SEASON & CAREER STATISTICS

2016-17 SEASON			CAREER		
14 vs. Bowling Green, 12/4/16	Pts	14 vs. Bowling Green, 12/4/16	11 vs. Fairleigh Dickinson, 12/17/16	FG Atts	11 vs. Fairleigh Dickinson, 12/17/16
6 vs. Fairleigh Dickinson, 12/17/16	FG Made	6 vs. Fairleigh Dickinson, 12/17/16	5 vs. Bowling Green, 12/4/16	3PT-FG Atts	5 vs. Bowling Green, 12/4/16
4 vs. Bowling Green, 12/4/16	3PT-FG Made	4 vs. Bowling Green, 12/4/16	2, 5x (last vs. Tulane, 1/1/17)	FT Atts	6 vs. Robert Morris, 11/15/15
2 vs. Tulane, 1/1/17	FT Made	6 vs. Robert Morris, 11/15/15	5, 2x (last vs. USF, 1/29/17)	Rebs	5, 2x (last vs. USF, 1/29/17)
9, 2x (last vs. USF, 1/29/17)	Asts	9, 3x (last vs. USF, 1/29/17)	3 vs. Albany, 11/14/16	Stls	3, 2x (last vs. USF, 2/4/16)
0	Blks	0	28, 2x (last vs. USF, 1/29/17)	Mins	28, 2x (last vs. USF, 1/29/17)

MISCELLANEOUS STATISTICS

CATEGORY	2015-16	2016-17	CAREER
Double-Figure Scoring Games	1	3	4
Double-Figure Rebounding Games	0	0	0
Double-Double Games	0	0	0
20-Point Scoring Games	0	0	0
Games Led UC in Scoring	0	0	0
Games Led UC in Rebounding	0	0	0
Games Led UC in Assists	1	4	5
Games With 3+ Assists	3	8	11
Games With 3+ Blocks	0	0	0
Games With 3+ Steals	2	1	3
Games With 3+ Three-Pointers	0	1	1

GAME-BY-GAME STATISTICS

2016-17 (SOPHOMORE SEASON)


Opponent	Date	gs	min	fg-fga	pct	3fg-fga	pct	ft-fita	pct	off	def	tot	avg	pf	a	to	blk	stl	pts	avg
BROWN	11/11/16	27	2-4	.500	1-3	.333	1-1	1.000	2	3	5	5.0	1	2	1	0	1	6	6.0	
ALBANY	11/14/16	19	2-5	.400	1-2	.500	1-2	.500	0	1	1	3.0	2	5	1	0	3	6	6.0	
vs Rhode Island	11/19/16	16	1-2	.500	1-2	.500	0-0	.000	0	0	0	2.0	2	0	0	0	1	3	5.0	
vs Penn State	11/20/16	23	1-4	.250	1-2	.500	0-1	.000	0	1	1	1.8	1	1	1	0	0	3	4.5	
SAMFORD	11/23/16	9	0-3	.000	0-2	.000	0-2	.000	0	0	0	1.4	1	1	1	0	0	3	3.6	
LIPSCOMB	11/26/16	13	2-4	.500	1-1	1.000	0-0	.000	0	2	2	1.5	0	2	2	0	1	5	3.8	
at Iowa State	12-01-16	5	0-1	.000	0-0	.000	0-0	.000	0	0	0	1.3	1	1	1	0	0	0	3.3	
BOWLING GREEN	12/04/16	28	5-8	.625	4-5	.800	0-0	.000	1	2	3	1.5	1	1	1	0	0	14	4.6	
at Butler	12/10/16	9	0-1	.000	0-1	.000	0-0	.000	1	1	2	1.6	1	1	1	0	0	4	4.1	
TEXAS SOUTHERN	12/13/16	22	3-5	.600	1-3	.333	1-2	.500	0	2	2	1.6	1	9	0	0	1	8	4.5	
FAIRLEIGH DICKINSON	12/17/16	23	6-11	.545	1-4	.250	0-0	.000	0	0	0	1.5	2	5	2	0	2	13	5.3	
MARSHALL	12/22/16	13	1-3	.333	0-1	.000	1-2	.500	0	1	1	1.4	0	3	0	0	0	3	5.1	
at Temple	12/28/16	12	1-3	.333	0-1	.000	0-0	.000	0	0	0	1.3	1	1	0	0	1	2	4.8	
TULANE	01/01/17	20	3-5	.600	1-2	.500	2-2	1.000	1	0	1	1.3	0	4	0	0	0	9	5.1	
at Houston	1/7/17	14	0-2	.000	0-1	.000	0-0	.000	0	1	1	1.3	1	3	1	0	0	0	4.8	
SMU	01/12/17	4	0-1	.000	0-1	.000	0-0	.000	0	1	1	1.3	1	0	0	0	0	0	4.5	
at East Carolina	01/15/17	11	1-2	.500	0-1	.000	0-0	.000	0	0	0	1.2	1	0	0	0	0	2	4.4	
TEMPLE	01/18/17	4	0-1	.000	0-1	.000	0-0	.000	0	0	0	1.1	0	0	0	0	0	0	4.1	
at Tulane	01/21/17	12	0-2	.000	0-2	.000	0-0	.000	0	1	1	1.1	1	2	0	0	0	0	3.9	
XAVIER	01/26/17	3	0-0	.000	0-0	.000	0-0	.000	0	0	0	1.1	1	0	0	0	0	0	3.7	
USF	01/29/17	28	5-7	.714	2-3	.667	0-0	.000	3	2	5	1.2	3	9	1	0	1	12	4.1	
at Tulsa	02/01/17	2	0-0	.000	0-0	.000	0-0	.000	0	0	0	1.2	1	0	0	0	0	0	3.9	
UCONN	02/04/17	15	0-1	.000	0-1	.000	0-0	.000	0	1	1	1.2	2	2	0	0	0	0	3.7	
UCF	02/08/17	15	2-5	.400	2-3	.667	0-0	.000	0	0	0	1.1	0	2	0	0	0	6	3.8	
at SMU	02/12/17	9	0-0	.000	0-0	.000	1-2	.500	0	0	0	1.1	1	2	0	0	0	1	3.7	
at USF	02/15/17	15	0-2	.000	0-0	.000	0-0	.000	0	0	0	1.0	0	5	0	0	2	0	3.6	
TULSA	02/18/17	17	1-1	1.000	0-0	.000	0-0	.000	0	1	1	1.0	1	3	2	0	1	2	3.5	
MEMPHIS	02/23/17	5	0-2	.000	0-1	.000	0-0	.000	0	2	2	1.1	1	0	0	0	0	0	3.4	
at UCF	2/26/17	9	0-0	.000	0-0	.000	0-0	.000	0	2	2	1.1	2	1	1	0	0	0	3.3	
HOUSTON	03/02/17	7	0-1	.000	0-0	.000	0-0	.000	0	0	0	1.1	0	0	0	0	0	0	3.2	
Totals		0	409	36-86	.419	16-43	.372	7-14	.500	8	24	32	1.1	30	65	15	0	14	95	3.2

2015-16 (FRESHMAN SEASON)

Opponent	Date	gs	min	fg-fga	pct	3fg-fga	pct	ft-fita	pct	off	def	tot	avg	pf	a	to	blk	stl	pts	avg	
WESTERN CAROLINA	11/13/15	13	3-5	.600	1-2	.500	0-0	.000	0	3	3	3.0	2	0	3	0	0	7	7.0		
ROBERT MORRIS	11/15/15	16	2-2	1.000	1-1	1.000	6-6	1.000	0	2	2	2.5	1	9	1	0	1	11	9.0		
at Bowling Green	11/18/15	19	3-6	.500	1-3	.333	0-2	.000	0	1	1	2.0	1	2	1	0	3	7	8.3		
ARKANSAS-PINE BLUFF	11/22/15	19	3-6	.500	2-4	.500	0-0	.000	0	1	1	1.8	3	2	2	0	2	8	8.3		
SE LOUISIANA	11/24/15	7	1-1	1.000	1-1	1.000	0-0	.000	0	0	0	1.4	0	1	1	0	0	3	7.2		
vs Nebraska	11/27/15	11	0-2	.000	0-1	.000	0-0	.000	0	0	0	1.2	1	2	1	0	0	0	6.0		
vs George Washington	11/28/15	7	0-2	.000	0-1	.000	0-0	.000	0	2	2	1.3	1	1	1	0	0	0	5.1		
BUTLER	12/2/15	5	0-1	.000	0-1	.000	1-2	.500	0	0	0	1.1	0	1	1	0	1	1	4.6		
MORGAN STATE	12/6/15	13	2-6	.333	0-2	.000	2-3	.667	0	0	0	1.0	2	3	0	0	2	6	4.8		
at Xavier	12/12/15	4	0-1	.000	0-1	.000	0-0	.000	0	0	0	0.9	0	1	0	0	0	0	4.3		
NORFOLK STATE	12/15/15	13	1-3	.333	1-2	.500	0-0	.000	0	1	1	0.9	1	0	1	0	0	3	4.2		
at VCU	12/19/15	3	0-2	.000	0-0	.000	0-0	.000	0	0	0	0.8	0	1	0	0	0	0	3.8		
IOWA STATE	12/22/15	2	0-1	.000	0-1	.000	0-0	.000	0	0	0	0.8	0	1	0	0	0	0	3.5		
TEMPLE	12/29/15	4	1-1	1.000	0-0	.000	0-0	.000	0	0	0	0.7	0	0	0	0	0	2	3.4		
TULSA	12/16	8	2-3	.667	1-1	1.000	2-2	1.000	0	0	0	0.7	1	2	0	0	0	7	3.7		
at USF	1/10/16	9	0-1	.000	0-0	.000	0-0	.000	0	0	0	0.6	1	1	0	0	0	0	3.4		
HOUSTON	1/13/16	7	1-1	1.000	0-0	.000	0-0	.000	0	1	1	0.6	0	0	0	0	0	1	2	3.4	
at Temple	01/16/16	2	0-0	.000	0-0	.000	0-0	.000	0	1	1	0.7	0	0	0	2	0	0	3.2		
TULANE	01/24/16	18	2-6	.333	2-4	.500	0-0	.000	1	1	2	0.7	0	2	1	0	0	6	3.3		
USF	02/04/16	11	0-2	.000	0-1	.000	2-2	1.000	0	1	1	0.8	1	1	0	0	3	2	3.3		
at Memphis	2/6/16	1	0-0	.000	0-0	.000	0-0	.000	0	0	0	0.7	0	0	1	0	0	0	3.1		
at UCF	2/9/16	3	0-2	.000	0-2	.000	0-0	.000	1	0	1	0.7	0	0	0	0	0	0	3.0		
EAST CAROLINA	2/13/16	4	0-1	.000	0-1	.000	0-0	.000	0	0	0	0.7	0	0	0	0	0	0	2.8		
at Tulsa	02/18/16	6	0-0	.000	0-0	.000	0-0	.000	0	1	1	0.7	0	1	0	0	0	0	2.7		
UCONN	2/20/16	3	0-1	.000	0-0	.000	0-0	.000	0	1	1	0.7	1	0	0	0	0	0	2.6		
at East Carolina	2/27/16	11	0-0	.000	0-0	.000	0-0	.000	0	0	0	0.7	1	3	1	0	1	0	2.5		
at Houston	3/3/16	13	0-2	.000	0-1	.000	1-3	.333	0	0	0	0.7	1	0	0	0	0	1	2.4		
Totals		0	232	21-58	.362	10-30	.333	14-20	.700	2	16	18	0.7	18	34	17	0	14	66	2.4	

CAREER STATISTICS

			Total		3-Point		F-Throws		Rebounds										Scoring	
Season	gp-gs	min/avg	fg-fga	pct	fg-fga	pct	ft-fa	pct	off	def	tot	avg	pf	fo	ast	to	blk	stl	pts	avg
2015-16	27-0	232/8.6	21-58	.362	10-30	.333	14-20	.700	2	16	18	0.7	18	0	34	17	0	14	66	2.4
2016-17	30-0	409/13.6	36-86	.419	16-43	.372	7-14	.500	8	24	32	1.1	30	0	65	15	0	14	95	3.2
TOTAL	57-0	641/11.2	57-144	.396	26-73	.356	21-34	.618	10	40	50	0.9	48	0	99	32	0	28	161	2.8



#10 TROY CAUPAIN

GUARD • 6-4 • 210 • SENIOR • 3L • MIDLOTHIAN, VA. (COSBY HIGH SCHOOL)

CONFERENCE AWARDS

- » Preseason Co-Player of the Year (2016-17)
- » Preseason First Team (2016-17)
- » First Team (2015-16)
- » Honorable Mention (2014-15)
- » All-Tournament Team (2016)
- » Player of the Week (2X: 3/7/16 & 11/30/15)
- » Weekly Honor Roll (3X: 1/23/17, 1/26/15 & 1/19/14)

OTHER HONORS

- » Naismith Men's College Player of the Year Award Watch List (2016-17)
- » Lute Olson Player of the Year Award Watch List (2016-17)
- » Candidate for 2016-17 Senior CLASS Award
- » NABC All-District 25 Second Team (2016)
- » Barclays Center Classic All-Tournament Team (2015)

MOMENTS

- » Made a three-pointer with 59 seconds left to help seal the 86-78 win over No. 24/22 Xavier (1/26/17)
- » Hit the game-winning putback and pulled down a career-high 12 rebounds against Marshall (12/22/16)
- » Scored a career-high 37 points to go with 10 rebounds and five assists with no turnovers in 56 minutes in the four-overtime thriller against UConn (3/11/16)
- » Made a layup as time expired, forcing overtime in Cincinnati's 66-65 win over Purdue in the second round of the 2015 NCAA Tournament (3/19/15)

2016-17 Season (Senior): Made a jumper with 4.4 seconds left, finishing with a game-high 15 points, to help UC rally from an 11-point second-half deficit at Tulsa (2/1) ... hit a three-pointer with 59 second left to help seal the win while scoring 16 points against No. 24/22 Xavier (1/26) ... registered a team-high 18 points, with nine rebounds and seven assists against Temple (1/18) ... made a career-high five threes in posting 16 points with a team-high seven rebounds against SMU (1/12) ... pulled down a career-high 12 rebounds and scored the game-winning putback with 0.7 seconds left to defeat Marshall (12/22) in overtime ... handed out a season-high eight assists to go with 10 points against Fairleigh Dickinson (12/17) ... scored a season-high 22 points on 9-of-15 shooting with five rebounds against No. 16 Butler (12/10) ... had 12 points with four rebounds and four assists against Bowling Green (12/4) ... scored 12 points with five assists and a pair of threes against No. 21 Rhode Island (11/19).

2015-16 Season (Junior): Started all 33 games, averaging a team-high 13.0 points, 4.8 assists and 3.8 rebounds in 33.5 minutes ... named first team all-conference ... tabbed NABC All-District 25 Second Team ... selected to the all-tournament teams of the American Championship and the Barclays Center Classic ... named The American's Player of the Week twice ... finished 49th in the nation with a 2.7-to-1 assist-to-turnover ratio ... ranked among the league leaders in assist-to-turnover ratio (second at 2.7), assists (third at 4.8), minutes played (seventh at 33.5), free throw percentage (eighth at .788), scoring (13th at 13.0) and steals (14th at 1.1) ... handed out the most assists in a season (160) since Cashmere Wright (169 in 2011-12) ... posted the highest assists average (4.8) since Taron Barker (5.0 in 2002-03) ... averaged 15.1 points and 6.1 assists with 43 assists and only 13 turnovers in February ... scored a career-high 37 points to go with 10 rebounds and five assists with no turnovers in 56 minutes in a 104-97 four-overtime setback against UConn in the quarterfinals of the conference tournament ... his 37-point effort marked the most points scored by a Bearcat since Steve Logan tallied 41 against Southern Miss (2/15/02) ... registered his first career double-double with 18 points and a career-high 10 assists against USF (2/4) ... tallied 27 points on 9-of-14 shooting with four three-pointers at East Carolina (2/27) ... led UC in assists in 29 of 33 games ... led the Bearcats in scoring in a team-high 15 contests ... scored in double figures in 21 games.

2014-15 Season (Sophomore): Started 33 of 34 games, averaging 9.6 points, 3.6 rebounds and a team-high 3.6 assists in a team-best 31.3 minutes ... named American Athletic Conference Honorable Mention All-Conference by the league's coaches ... named twice to The American's Weekly Honor Roll (1/19 and 1/26) ... scored in double figures in 17 games ... led the Bearcats in assists in 22 of 34 games ... ranked among the league leaders in free throw percentage (sixth at .788), assist-to-turnover ratio (sixth at 1.7-to-1), assists (10th at 3.6), steals (12th at 1.2) and field goal percentage (15th at .444) ... listed among The American leaders in three-point field goal percentage (first at .465) and field goal percentage (10th at .491) during league play ... scored a season-high 20 points on 8-of-9 shooting from the field against UConn (1/29) ... forced overtime with a running layup at the buzzer at the end of regulation in UC's 66-65 NCAA Tournament second-round win over Purdue (3/19), finishing with 10 points in 38 minutes ... dished out at least one assist in 33 of 34 games ... made 23 consecutive free throws dating back to VCU (12/20) until missing his first attempt against UCF (1/25) ... member of UC's Student-Athlete Advisory Board.

2013-14 Season (Freshman): Played in all 34 games as a reserve, averaging 5.4 points, 2.3 rebounds and 2.2 assists in 19.1 minutes ... ranked second on the team in free throw shooting (78.4 percent) and assists (76) and third in three-point shooting (32.8 percent) ... produced a 2.04-to-1 assist-to-turnover ratio during conference play ... tallied a season-high 15 points with a trio of three-pointers and 6-of-6 shooting from the free throw line against USC



CO-PRESEASON PLAYER OF THE YEAR

PLAYER OF THE YEAR WATCH LIST

PLAYER OF THE YEAR WATCH LIST

SEASON & CAREER STATISTICS

2016-17 SEASON		CAREER
22 at Butler, 12/10/16	Pts	37 vs. UConn, 3/11/16
15, 2x (last at Butler, 12/10/16)	FG Atts	30 vs. UConn, 3/11/16
9 at Butler, 12/10/16	FG Made	11 vs. UConn, 3/11/16
8 vs. SMU, 1/12/17	3PT-FG Atts	9, 2x (last vs. UConn, 3/11/16)
5 vs. SMU, 1/12/17	3PT-FG Made	5 vs. SMU, 1/12/17
9 vs. Temple, 1/18/17	FT Atts	12 vs. UConn, 3/11/16
8 vs. Temple, 1/18/17	FT Made	11 vs. UConn, 3/11/16
12 vs. Marshall, 12/22/16	Rebs	12 vs. Marshall, 12/22/16
8, 3x (last vs. Tulsa, 2/18/17)	Assts	10 vs. USF, 2/4/16
4 vs. Albany, 11/14/16	Stls	5, 2x (last at UCF, 2/9/16)
2 vs. Samford, 11/23/16	Blks	2, 3x (last vs. Samford, 11/23/16)
42 at Iowa State, 12/2/16	Mins	56 vs. UConn, 3/11/16

MISCELLANEOUS STATISTICS

CATEGORY	2013-14	2014-15	2015-16	2016-17	CAREER
Double-Figure Scoring Games	5	17	20	15	57
Double-Figure Rebounding Games	0	0	1	2	3
Double-Double Games	0	0	2	0	2
20-Point Scoring Games	0	1	3	1	5
Games Led UC in Scoring	1	9	15	3	28
Games Led UC in Rebounding	1	0	0	4	5
Games Led UC in Assists	9	22	29	21	81
Games With 3+ Assists	11	22	27	25	85
Games With 3+ Blocks	0	0	0	0	0
Games With 3+ Steals	1	3	4	5	13
Games With 3+ Three-Pointers	1	2	7	1	11


Upstate (12/3) ... scored in double figures five times and led the Bearcats in assists in nine games ... handed out three or more assists in 11 games.

Prior to Cincinnati: Played three seasons at Cosby High School in Midlothian, Virginia, where he finished as the school's leader in career rebounds (347) and assists (230) while ranking second in career points (1,449) ... averaged 26.0 points, 15.1 rebounds and 3.5 assists during his senior season, helping the Titans to a 26-6 record and a district championship ... scored a career-high 48 points against Matoaca High School as a senior ... tabbed the Central Region Player of the Year and earned first team all-state honors ... named a Top 50 shooting guard by 247Sports.com ... coached by Ron Carr.

Personal: Born Nov. 29, 1995 in New York, New York ... son of Renee and Troy Caupain Sr. ... right-handed ... last name pronounced "CO-pain."

CAREER STATISTICS

			Total		3-Point		F-Throws		Rebounds										Scoring	
Season	gp-gs	min/avg	fg-fga	pct	fg-fga	pct	ft-fa	pct	off	def	tot	avg	pf	fo	ast	to	blk	stl	pts	avg
2013-14	34-0	649/19.1	54-142	.380	19-58	.328	58-74	.784	13	66	79	2.3	50	0	76	42	2	31	185	5.4
2014-15	34-33	1065/31.3	107-241	.444	31-76	.408	82-104	.788	17	105	122	3.6	49	1	121	72	6	41	327	9.6
2015-16	33-33	1104/33.5	142-379	.375	55-170	.324	89-113	.788	16	108	124	3.8	48	0	160	60	13	37	428	13.0
2016-17	30-30	958/31.9	105-266	.395	36-119	.303	52-78	.667	19	116	135	4.5	44	0	140	36	10	38	298	9.9
TOTAL	131-96	3776/28.8	408-1028	.397	141-423	.333	281-369	.762	65	395	460	3.5	191	1	497	210	31	147	1238	9.5



#10 TROY CAUPAIN

GUARD • 6-4 • 210 • SENIOR • 3L • MIDLOTHIAN, VA. (COSBY HIGH SCHOOL)

GAME-BY-GAME STATISTICS

2016-17 (SENIOR SEASON)

Opponent	Date	gs	min	Total		3-Pointers		Free throws		Rebounds								pts	avg		
				fg-fga	pct	3fg-fga	pct	ft-fa	pct	off	def	tot	avg	pf	a	t/o	b/k			stl	
BROWN	11/11/16	*	30	4-8	.500	1-4	.250	1-2	.500	0	7	7	7.0	3	6	4	1	2	10	10.0	
ALBANY	11/14/16	*	32	3-6	.500	0-2	.000	2-2	1.000	0	4	4	5.5	0	5	0	1	4	8	9.0	
vs Rhode Island	11/19/16	*	38	4-15	.267	2-5	.400	2-3	.667	0	4	4	5.0	2	5	2	0	2	12	10.0	
vs Penn State	11/20/16	*	29	5-13	.385	1-5	.200	1-2	.500	0	3	3	4.5	1	4	1	0	0	12	10.5	
SAMFORD	11/23/16	*	36	3-10	.300	1-4	.250	0-0	.000	2	3	5	4.6	0	4	1	2	2	7	9.8	
LIPSCOMB	11/26/16	*	29	3-6	.500	2-4	.500	0-0	.000	1	4	5	4.7	1	5	2	0	0	8	9.5	
at Iowa State	12-01-16	*	42	2-11	.182	0-6	.000	3-3	1.000	1	9	10	5.4	2	1	3	1	1	7	9.1	
BOWLING GREEN	12/04/16	*	22	5-8	.625	0-2	.000	2-2	1.000	0	4	4	5.3	2	4	0	0	1	12	9.5	
at Butler	12/10/16	*	38	9-15	.600	2-7	.286	2-5	.400	2	3	5	5.2	4	2	2	0	1	22	10.9	
TEXAS SOUTHERN	12/13/16	*	24	4-6	.667	0-0	.000	0-0	.000	1	3	4	5.1	0	4	0	0	0	8	10.6	
FAIRLEIGH DICKINSON	12/17/16	*	22	3-4	.750	1-1	1.000	3-4	.750	1	3	4	5.0	2	8	1	1	2	10	10.5	
MARSHALL	12/22/16	*	35	3-14	.214	0-2	.000	1-5	.200	2	10	12	5.6	2	6	1	1	2	7	10.3	
at Temple	12/28/16	*	37	2-8	.250	1-3	.333	0-0	.000	0	6	6	5.6	2	2	1	0	1	5	9.8	
TULANE	01/01/17	*	25	3-6	.500	2-4	.500	1-2	.500	0	5	5	5.6	3	8	1	0	2	9	9.8	
at Houston	1/7/17	*	25	3-6	.500	2-3	.667	5-8	.625	1	5	6	5.6	3	5	0	1	0	13	10.0	
SMU	01/12/17	*	37	5-11	.455	5-8	.625	1-2	.500	0	7	7	5.7	0	6	0	0	0	16	10.4	
at East Carolina	01/15/17	*	33	3-5	.600	1-1	1.000	1-1	1.000	0	4	4	5.6	1	0	3	0	0	8	10.2	
TEMPLE	01/18/17	*	36	5-10	.500	0-2	.000	8-9	.889	0	9	9	5.8	1	7	3	0	0	18	10.7	
at Tulane	01/21/17	*	38	5-10	.500	2-6	.333	2-4	.500	0	1	1	5.5	2	4	0	0	1	14	10.8	
XAVIER	01/26/17	*	34	4-7	.571	2-5	.400	6-8	.750	1	2	3	5.4	1	5	1	0	1	16	11.1	
USF	01/29/17	*	16	1-5	.200	0-3	.000	0-2	.000	0	1	1	5.2	0	5	1	0	3	2	10.7	
at Tulsa	02/01/17	*	39	5-13	.385	2-6	.333	3-3	1.000	0	2	2	5.0	0	2	0	0	2	15	10.9	
UCONN	02/04/17	*	27	3-8	.375	1-3	.333	0-0	.000	1	1	2	4.9	1	6	1	1	1	7	10.7	
UCF	02/08/17	*	32	2-12	.167	1-7	.143	0-0	.000	0	4	4	4.9	1	6	0	0	0	5	10.5	
at SMU	02/12/17	*	33	0-7	.000	0-5	.000	2-2	1.000	0	1	1	4.7	0	3	0	1	0	2	10.1	
at USF	02/15/17	*	30	3-7	.429	1-5	.200	1-1	1.000	0	1	1	4.6	2	3	1	1	2	8	10.0	
TULSA	02/18/17	*	34	3-7	.429	2-3	.667	3-6	.500	1	2	3	4.5	3	8	0	0	0	11	10.1	
MEMPHIS	02/23/17	*	33	5-9	.556	2-3	.667	0-0	.000	0	3	3	4.5	1	7	1	0	3	12	10.1	
at UCF	2/26/17	*	39	1-9	.111	1-6	.167	0-0	.000	0	3	3	4.5	2	4	4	0	3	3	9.9	
HOUSTON	03/02/17	*	33	4-10	.400	1-4	.250	2-2	1.000	2	2	4	4.5	2	5	2	0	2	11	9.9	
Totals			30	958	105-266	.395	36-119	.303	52-78	.667	19	116	135	4.5	44	140	36	10	38	298	9.9

2015-16 (JUNIOR SEASON)

Opponent	Date	gs	min	Total		3-Pointers		Free throws		Rebounds								pts	avg		
				fg-fga	pct	3fg-fga	pct	ft-fa	pct	off	def	tot	avg	pf	a	t/o	b/k			stl	
WESTERN CAROLINA	11/13/15	*	27	2-2	1.000	0-0	.000	2-4	.500	0	3	3	3.0	0	3	0	0	2	6	6.0	
ROBERT MORRIS	11/15/15	*	24	1-3	.333	1-3	.333	3-4	.750	0	2	2	2.5	2	9	1	0	3	6	6.0	
at Bowling Green	11/18/15	*	18	3-7	.429	1-4	.250	0-0	.000	0	4	4	3.0	4	4	1	0	2	7	6.3	
ARKANSAS-PINE BLUFF	11/22/15	*	21	2-4	.500	1-3	.333	2-2	1.000	0	1	1	2.5	0	4	0	0	1	7	6.5	
SE LOUISIANA	11/24/15	*	34	5-11	.455	2-7	.286	3-5	.600	0	2	2	2.4	0	4	0	1	2	15	8.2	
vs Nebraska	11/27/15	*	29	5-11	.455	4-8	.500	3-4	.750	0	3	3	2.5	2	1	0	1	0	17	9.7	
vs George Washington	11/28/15	*	33	5-14	.357	2-6	.333	4-4	1.000	0	2	2	2.4	1	2	2	1	2	16	10.6	
BUTLER	12/2/15	*	33	4-8	.500	2-4	.500	2-3	.667	0	3	3	2.5	3	6	3	0	0	12	10.8	
MORGAN STATE	12/6/15	*	34	3-14	.214	0-8	.000	0-0	.000	0	5	5	2.8	0	5	0	0	0	6	10.2	
at Xavier	12/12/15	*	36	3-10	.300	2-9	.222	2-2	1.000	0	3	3	2.8	0	6	2	0	0	10	10.2	
NORFOLK STATE	12/15/15	*	32	1-5	.200	1-3	.333	2-4	.500	0	4	4	2.9	0	6	1	1	2	5	9.7	
at VCU	12/19/15	*	37	5-11	.455	1-3	.333	4-4	1.000	0	2	2	2.8	1	4	2	0	0	15	10.2	
IOWA STATE	12/22/15	*	34	6-14	.429	1-4	.250	5-6	.833	1	4	5	3.0	1	4	1	0	0	18	10.8	
TEMPLE	12/29/15	*	36	7-16	.438	1-4	.250	4-4	1.000	1	2	3	3.0	3	7	2	0	1	19	11.4	
TULSA	1/2/16	*	31	3-9	.333	2-4	.500	0-0	.000	1	2	3	3.0	2	7	3	1	0	8	11.1	
at SMU	01/07/16	*	37	4-14	.286	1-4	.250	0-0	.000	0	1	1	2.9	2	4	2	1	2	9	11.0	
at USF	1/10/16	*	31	5-14	.357	4-9	.444	0-0	.000	1	5	6	3.1	2	2	2	3	0	14	11.2	
HOUSTON	1/13/16	*	32	0-10	.000	0-4	.000	1-2	.500	1	3	4	3.1	1	5	3	1	0	1	10.6	
at Temple	01/16/16	*	31	5-15	.333	0-3	.000	4-6	.667	1	3	4	3.2	3	1	3	0	0	14	10.8	
MEMPHIS	01/21/16	*	36	9-16	.563	1-2	.500	6-6	1.000	0	3	3	3.2	0	4	3	0	2	25	11.5	
TULANE	01/24/16	*	22	3-5	.600	2-3	.667	0-1	.000	0	1	1	3.0	1	9	0	0	0	8	11.3	
at UCONN	1/28/16	*	36	3-11	.273	2-5	.400	0-0	.000	1	3	4	3.1	2	0	4	1	2	8	11.2	
USF	02/04/16	*	29	6-11	.545	4-7	.571	2-2	1.000	0	4	4	3.1	1	10	3	2	1	18	11.5	
at Memphis	2/6/16	*	39	6-12	.500	3-8	.375	2-3	.667	1	4	5	3.2	1	6	2	0	1	17	11.7	
at UCF	2/9/16	*	37	1-11	.091	0-3	.000	5-6	.833	0	4	4	3.2	3	5	3	0	5	7	11.5	
EAST CAROLINA	2/13/16	*	36	4-12	.333	2-8	.250	2-3	.667	0	5	5	3.3	1	6	0	0	2	12	11.5	
at Tulsa	02/18/16	*	39	5-14	.357	2-8	.250	3-5	.600	1	8	9	3.5	2	4	3	0	1	15	11.7	
UCONN	2/20/16	*	37	2-8	.250	1-4	.250	5-6	.833	0	2	2	3.5	0	8	1	1	0	10	11.6	
at East Carolina	2/27/16	*	38	9-14	.643	4-7	.571	5-5	1.000	1	2	3	3.4	3	4	1	1	0	27	12.1	
at Houston	3/1/16	*	37	8-18	.444	3-8	.375	0-0	.000	1	2	3	3.4	1	5	3	0	0	19	12.4	
SMU	03/06/16	*	36	4-19	.211	0-6	.000	6-8	.750	1	4	5	3.5	1	5	3	0	0	14	12.4	
vs UCONN	3.11.16	*	56	11-30	.367	4-9	.444	11-12	.917	4	6	10	3.7	3	5	0	1	3	37	13.2	
vs Saint Joseph's	3/18/16	*	36	2-6	.333	1-2	.500	1-2	.500	0	6	6	3.8	2	5	2	0	0	6	13.0	
Totals			33	1104	142-379	.375	55-170	.324	89-113	.788	16	108	124	3.8	48	160	60	13	37	428	13.0

2014-15 (SOPHOMORE SEASON)

Opponent	Date	gs	min	Total		3-Pointers		Free throws		Rebounds								pts	avg		
				fg-fga	pct	3fg-fga	pct	ft-fa	pct	off	def	tot	avg	pf	a	t/o	b/k			stl	
SAINT FRANCIS	11/14/14	*	27	2-2	1.000	0-0	.000	4-4	1.000	0	2	2	2.0	3	4	3	1	1	8	8.0	
MOREHEAD STATE	11/19/14	*	31	2-7	.286	1-2	.500	8-11	.727	1	4	5	3.5	1	6	1	0	0	13	10.5	
EASTERN ILLINOIS	11/23/14	*	36	8-13	.615	1-2	.500	0-0	.000	0	6	6	4.3	1	1	4	0	0	17	12.7	
N.C. CENTRAL	11/25/14	*	27	1-7	.143	0-3	.000	2-2	1.000	0	2	2	3.8	1	0	0	0	1	4	10.5	
vs Middle Tennessee	11/28/14	*	24	3-6	.500	1-3	.333	4-5	.800	0	2	2	3.4	1	1	1	0	1	11	11.0	
vs Ole Miss	11/29/14	*	23	1-6	.167	1-3	.333	0-0	.000	2	2	4	3.5	2	1	5	0	0	3	9.3	
STONY BROOK	12/02/14	*	26	3-5	.600	2-4	.500	2-2	1.000	0	3	3	3.4	1	6	1	0	0	10	9.4	
at Nebraska	12/13/14	*	45	5-13	.385	0-1	.000	3-3	1.000	2	2	4	3.5	2	6	2	0	5	13	9.9	
SAN DIEGO STATE	12/17/14	*	30	3-9	.333	0-1	.000	6-9	.667	1	3	3	4.6	0	4	2	0	2	12	10.1	
VCU	12/20/14	*	36	0-5	.000	0-2	.000	2-2	1.000	0	6	6	3.8	0	6	3	0	0	2	9.3	
WAGNER	12/23/14	*	19	2-4	.500	0-0	.000	2-2	1.000	0	3	3	3.7	3	3	4	1	1	6	9.0	
at NC State	12/30-14	*	32	5-8	.625	1-1	1.000	2-2	1.000	1	3	4	3.8	4	2	2	0	2	13	9.3	
SMU	01/03/15	*	32	1-3	.333	1-3	.333	4-4	1.000	1	3	4	3.8	2	4	3	0	1	7	9.2	
EAST CAROLINA	01/06/15	*	30	4-6	.667	2-3	.667	0-0	.000	0	4	4	3.8	0	6	2	0	1	10	9.2	
at UConn	01/10/15	*	34	6-15	.400	2-6	.333	0-0	.000	2	3	5	3.9	2	3	0	0	3	14	9.5	
at Memphis	01/15/15	*	32	4-8	.500	1-2	.500	5-5	1.000	1	2	3	3.8	2	3	3	0	1	14	9.8	
TEMPLE	01/17/15	*	32	2-5	.400	1-1	1.000	4-4	1.000	0	0	0	3.6	0	7	0	0	1	9	9.8	
HOUSTON	01/21/15	*	35	4-6	.667	3-5	.600	2-2	1.000	0	3	3	3.6	2	6	3	0	3	13	9.9	
at UCF	01/25/15	*	35	3-7	.429	0-2	.000	3-4	.750	0	3	3	3.5	1	2	2	0	3	9	9.9	
UCONN	01/29/15	*	34	8-9	.889	1-2	.500	3-4	.750	0	4	4	3.6	3	2	3	2	1	20	10.4	
at East Carolina	02/01/15	*	25	1-6	.167	0-3	.000	2-2	1.000	2	4	6	3.7	0	2	1	0	1	4	10.1	
at SMU	02/05/15	*	36	4-6	.667	3-3	1.000	3-5	.600	0	4	4	3.7	2	4	2	0	1	14	10.3	
USF	02/07/15	*	27	2-6	.333	0-2	.000	4-6	.667	0	3	3	3.7	4	1	4	0	1	8	10.2	
at Temple	02/10/15	*	28	4-6	.667	2-2	1.000	0-0	.000	0	2	2	3.6	0	3	3	0	0	10	10.2	
TULANE	02/14/15	*	30	2-4	.500	0-0	.000	1-2	.500	0	0	0	3.4	1	2	3	1	1	5	10.0	
XAVIER	02/18/15	*	35	3-5	.600	1-3	.333	2-2	1.000	1	5	6	3.5	1	4	0	0	2	9	9.9	
at Houston	2/21/15	*	21	1-7	.143	0-1	.000	3-4	.750	0	3	3	3.5	3	4	1	0	1	5	9.7	
UCF	02/25/15	*	33	4-6	.667	2-2	1.000	0-3	.000	1	2	3	3.5	0	6	3	1	1	10	9.8	
at Tulane	02/28/15	*	32	1-3	.333	1-2	.500	0-0	.000	0	5	5	3.6	0	4	1	0	1	3	9.5	
at Tulsa	03/04/15	*	34	4-6	.667	1-2	.500	3-4	.750	0	6	6	3.6	2	2	0	0	1	12	9.6	
MEMPHIS	03/08/15	*	35	2-7	.286	0-2	.000	0-0	.000	0	2	2	3.6	1	6	3	0	0	4	9.4	
vs UConn	3/13/15	*	34	4-8	.500	3-4	.750	1-2	.500	0	4	4	3.6	1	2	2	0	1	12	9.5	
vs Purdue	3/19/15	*	38	4-10	.400	0-0	.000	2-4	.500	1	2	3	3.6	2	4	2	0	2	10	9.5	
vs Kentucky	3/21/15	*	38	4-17	.235	0-4	.000	5-5	1.000	1	3	4	3.6	1	4	2	0	1	13	9.6	
Totals			33	1065	107-241	.444	31-76	.408	82-104	.788	17	105	122	3.6	49	121	72	6	41	327	9.6



#11 GARY CLARK

FORWARD • 6-8 • 225 • JUNIOR • 2L • CLAYTON, N.C. (CLAYTON HIGH SCHOOL)

CONFERENCE AWARDS

- » Preseason First Team (2016-17)
- » Defensive Player of the Year (2015-16)
- » Second Team (2015-16)
- » All-Tournament Team (2015-16)
- » All-Rookie Team (2014-15)
- » Honorable Mention (2014-15)
- » Player of the Week (2x: 3/7/16, 12/26/16)
- » Weekly Honor Roll (6x: 2/20/17, 2/6/17, 2/22/16, 2/8/16, 2/1/16, 2/23/15)

OTHER HONORS

- » Lute Olson Player of the Year Award Watch List (2016-17)
- » NABC All-District 25 Second Team (2016)
- » Emerald Coast Classic All-Tourney Team (2014)

MOMENTS

- » Scored a career-high 26 points on 12-of-15 shooting with 10 rebounds vs. Marshall (12/22/16)
- » Hit a 15-footer with 5 seconds left to force overtime in UC's 55-54 OT win at No. 19 Iowa State (12/1/16)
- » Converted a three-point play with 12.1 seconds left in 58-57 win at UConn (1/28/16)
- » Only player to rank among the league's top six leaders in rebounds (second with 8.9 per game), blocks (fifth at 1.5) and steals (tied for sixth at 1.3) in 2015-16
- » Ranked second in the conference and 27th in the nation with 3.5 offensive rebounds per game in 2015-16
- » Set Cincinnati's freshman single-game record, pulling down 16 rebounds against East Carolina (1/6/15)

2016-17 Season (Junior): Registered a double-double with 13 points and a season-high 14 rebounds while tying a career-high with four blocks at USF (2/15) ... pulled down 12 rebounds with six points and three assists at No. 25 SMU (2/12) ... posted 20 points, a pair of threes and a game-high 11 rebounds against UConn (2/) ... registered a double-double with 13 points and 11 rebounds on 6-of-9 shooting with three assists against No. 24/22 Xavier (1/26) ... posted a team-high 18 points on 8-of-9 shooting with a pair of threes and five rebounds against SMU (1/12) ... had 11 points, eight rebounds, a pair of threes and three blocks at Houston (1/7) ... scored a career-high 26 points on 12-of-15 shooting with 10 rebounds and three assists against Marshall (12/22) ... posted a double-double with 14 points on 7-of-13 shooting and a game-high 12 rebounds at No. 16 Butler (12/10) ... registered double-double with 11 points and 10 rebounds to go with three blocks and hit a 15-footer with five seconds left to force overtime in win at No. 19 Iowa State (12/2) ... tallied 14 points, nine rebounds, four assists, three steals in 27 minutes vs. Brown (11/11).

2015-16 Season (Sophomore): Started 32 of 33 games, averaging 10.4 points, a team-high 8.8 rebounds, 2.1 assists and 1.5 blocks in 30.4 minutes ... named The American's Defensive Player of the Year and second-team all-conference ... tabbed NABC All-District 25 Second Team ... selected to The American's Weekly Honor Roll three times ... ranked among the nation's leaders in offensive rebounds (28th at 3.4), total rebounds (57th with 290) and rebounds per game (65th at 8.8) ... listed among the league leaders in offensive rebounds (second at 3.4), rebounds (third at 8.8), defensive rebounds (fourth at 5.4), blocked shots (sixth at 1.5), steals (tied for sixth at 1.2), field goal percentage (eighth at .519) and scoring (29th at 10.4) ... his 290 single-season rebounds ranked as the most since Eric Hicks (329 in 2005-06) ... his 536 rebounds after two seasons ranked as the most since Danny Fortson (574 in 1995 and 1996) ... averaged 13.1 points and 10.0 rebounds and 2.0 blocks with four double-doubles in seven games during February ... made a three-point play with 12.1 seconds left to give the Bearcats a 58-57 win at UConn (1/28) ... posted a team-high eight double-doubles ... led the team in rebounding in 17 games during the season, grabbing 10 or more boards 14 times ... scored a career-high 21 points on 9-of-10 shooting with eight rebounds against Western Carolina (11/13).

2014-15 Season (Freshman): Started all 34 games, averaging 7.8 points, 7.2 rebounds, 1.7 assists and 1.3 blocks in 27.8 minutes ... named to the American Athletic Conference All-Rookie Team by the league's coaches ... tabbed The American's Rookie of the Week (12/8) and chosen to league's weekly honor roll (2/23) ... grabbed 246 rebounds on the season, second most in school history by a freshman (Danny Fortson 258 in 1995) ... finished as the only freshman in The American to rank among the top 10 league leaders for rebounds (third at 7.2), field goal percentage (sixth at .524) and blocks (sixth at 1.3) ... finished second in The American in rebounding among freshmen (UConn's Daniel Hamilton [7.6]) ... ranked second in the league for offensive rebounds (2.8) and tied for fourth in defensive rebounds (4.5) ... led UC in rebounding in 15 games on the season, grabbing 10 or more boards seven times ... set a UC freshman record pulling down 16 rebounds to go with eight points, a season-best four blocks and a season-high four steals against East Carolina (1/6) ... scored in double figures in 11 games ... registered three double-doubles with 12 points and a game-high 10 rebounds against UConn (1/29), 12 points and a game-high 12 rebounds against Ole Miss (11/29) and 11 points and a game-high 14 rebounds at Houston (2/21) ... tallied a season-high 14 points on 7-of-11 shooting to go with seven rebounds against Xavier (2/18) ... selected to the Emerald Coast Classic All-Tournament Team ... became the first true freshman to start a season opener since Lance Stephenson (2009-10 season).



PLAYER OF THE YEAR WATCH LIST

SEASON & CAREER STATISTICS

2016-17 SEASON

	Pts	CAREER
26 vs. Marshall, 12/22/16		26 vs. Marshall, 12/22/16
15 vs. Marshall, 12/22/16	FG Atts	15 vs. Marshall, 12/22/16
12 vs. Marshall, 12/22/16	FG Made	12 vs. Marshall, 12/22/16
4, 2x (last vs. UConn, 2/4/17)	3PT-FG Atts	4, 3x (last vs. UConn, 2/4/17)
2, 3x (last vs. UConn, 2/4/17)	3PT-FG Made	2, 5x (last vs. UConn, 2/4/17)
10, 2x (last vs. Memphis, 2/23/17)	FT Atts	10 vs. Samford, 11/23/16
6 vs. Memphis, 2/23/17	FT Made	7, 2x (last vs. SMU, 3/6/16)
14 at USF, 2/15/17	Rebs	16 vs. East Carolina, 1/6/15
8 vs. Temple, 1/18/17	Assts	8 vs. Temple, 1/18/17
3, 3x (last vs. UCF, 2/8/17)	Stls	5 at SMU, 1/7/16
4 at USF, 2/15/17	Blks	4, 7x (last at USF, 2/15/17)
38 vs. Marshall, 12/22/16	Mins	48 vs. UConn, 3/11/16

MISCELLANEOUS STATISTICS

CATEGORY	2014-15	2015-16	2016-17	CAREER
Double-Figure Scoring Games	11	19	15	45
Double-Figure Rebounding Games	7	14	8	29
Double-Double Games	3	8	6	17
20-Point Scoring Games	0	1	2	3
Games Led UC in Scoring	2	5	4	11
Games Led UC in Rebounding	15	17	14	46
Games Led UC in Assists	6	4	1	11
Games With 3+ Assists	5	11	9	25
Games With 3+ Blocks	4	5	3	12
Games With 3+ Steals	3	4	3	10
Games With 3+ Three-Pointers	0	0	0	0

Prior to Cincinnati: Averaged 26 points, seven rebounds and four assists as a senior at Clayton High School in Clayton, North Carolina ... finished his career as the school's all-time leader in points, rebounds and blocks ... tabbed a four-star recruit by Rivals, ESPN and 247 Sports ... praised on one of the nation's top 100 prospects by ESPN and Rivals ... named Greater Neuse River Conference Player of the Year as a junior and senior ... became the first player in the state of North Carolina to record a quadruple double with 22 points, 21 rebounds, 15 blocked shots and 10 assists against West Johnston during his senior season ... poured in 40 points and grabbed 12 rebounds against East Wake on Jan. 11, 2014, the same day he was left off the list of nominees for the McDonald's All-America game ... averaged 24 points, 14 rebounds and four blocks while leading the Comets to the 2013 4A Eastern Regional semifinals as a junior ... averaged nearly 32 points in the playoffs while earning Associate Press All-State accolades.

Personal: Born Nov. 16, 1994 in Smithfield, North Carolina ... son of Tammy McKey and Gary Clark Sr. ... has one brother, Jeremiah and two sisters, Azia and Tanija ... right-handed.

CAREER STATISTICS

Season	gp-gs	min/avg	Total fg-fga pct	3-Point fg-fga pct	F-Throws ft-fga pct	Rebounds off def tot avg	pf fo ast to blk stl	Scoring pts avg
2014-15	34-34	945/27.8	110-210 .524	0-5 .000	45-72 .625	94 152 246 7.2	54 0 57 38 45 35	265 7.8
2015-16	33-32	1002/30.4	126-243 .519	13-25 .520	79-115 .687	113 177 290 8.8	76 0 70 42 49 41	344 10.4
2016-17	30-29	843/28.1	120-222 .541	12-39 .308	54-82 .659	94 140 234 7.8	53 0 66 35 36 29	306 10.2
TOTAL	97-95	2790/28.8	356-675 .527	25-69 .362	178-269 .662	301 469 770 7.9	183 0 193 115 130 105	915 9.4



#11 GARY CLARK

FORWARD • 6-8 • 225 • JUNIOR • 2L • CLAYTON, N.C. (CLAYTON HIGH SCHOOL)

GAME-BY-GAME STATISTICS

2016-17 (JUNIOR SEASON)

Opponent	Date	gs	min	Total		3-Pointers		Free throws		Rebounds			pf	a	t/o	blk	stl	pts	avg		
				fg	fga	pct	ft	fta	pct	off	def	tot									
BROWN	11/11/16	*	27	7-9	.778	0-1	.000	0-1	.000	3	6	9	9.0	0	4	1	2	3	14	14.0	
ALBANY	11/14/16	*	24	1-6	.167	0-1	.000	0-0	.000	1	3	4	6.5	4	1	1	2	1	2	8.0	
vs Rhode Island	11/19/16	*	36	1-5	.200	0-1	.000	2-2	1.000	3	3	6	6.3	2	2	0	3	0	4	6.7	
vs Penn State	11/20/16	*	20	4-4	1.000	1-1	1.000	0-0	.000	2	4	6	6.3	4	2	1	2	3	9	7.3	
SAMFORD	11/23/16	*	35	4-8	.500	0-2	.000	5-10	.500	5	2	7	6.4	1	0	2	1	1	13	8.4	
LIPSCOMB	11/26/16	*	6	1-2	.500	0-0	.000	0-0	.000	0	2	2	5.7	1	0	0	0	0	2	7.3	
at Iowa State	12/01-16	*	37	5-8	.625	0-1	.000	1-2	.500	4	6	10	6.3	2	2	2	3	0	11	7.9	
BOWLING GREEN	12/04/16	*	24	3-6	.500	0-1	.000	2-2	1.000	3	3	6	6.3	0	3	2	1	1	8	7.9	
at Butler	12/10/16	*	34	7-13	.538	0-3	.000	0-2	.000	3	9	12	6.9	0	1	0	0	1	14	8.6	
TEXAS SOUTHERN	12/13/16	*	21	4-8	.500	0-0	.000	5-7	.714	2	1	3	6.5	3	6	1	0	2	13	9.0	
FAIRLEIGH DICKINSON	12/17/16	*	13	2-3	.667	0-0	.000	2-2	1.000	2	6	8	6.6	0	4	0	1	1	6	8.7	
MARSHALL	12/22/16	*	38	12-15	.800	1-1	1.000	1-4	.250	4	6	10	6.9	1	3	1	2	0	26	10.2	
at Temple	12/28/16	*	33	4-10	.400	0-1	.000	3-6	.500	2	4	6	6.8	3	1	3	2	1	11	10.2	
TULANE	01/01/17	*	20	2-4	.500	0-0	.000	0-0	.000	2	5	7	6.9	2	3	1	0	1	4	9.8	
at Houston	1/7/17	*	34	4-8	.500	2-4	.500	1-2	.500	4	4	8	6.9	1	2	1	3	0	11	9.9	
SMU	01/12/17	*	31	8-9	.889	2-3	.667	0-0	.000	2	3	5	6.8	2	2	0	0	1	18	10.4	
at East Carolina	01/15/17	*	27	3-6	.500	0-1	.000	2-2	1.000	4	5	9	6.9	3	1	1	0	1	8	10.2	
TEMPLE	01/18/17	*	35	2-5	.400	0-1	.000	3-3	1.000	4	3	7	6.9	1	8	3	2	1	7	10.1	
at Tulane	01/21/17	*	30	3-5	.600	0-0	.000	0-0	.000	3	6	6	6.9	2	2	1	1	0	6	9.8	
XAVIER	01/26/17	*	35	6-9	.667	0-1	.000	1-2	.500	5	6	11	7.1	4	3	2	0	2	13	10.0	
USF	01/29/17	*	14	2-3	.667	0-1	.000	2-2	1.000	6	2	8	7.1	2	3	1	0	0	6	9.8	
at Tulsa	02/01/17	*	37	3-5	.600	1-1	1.000	2-3	.667	5	7	12	7.4	2	2	1	1	1	9	9.8	
UCONN	02/04/17	*	29	8-14	.571	2-4	.500	2-2	1.000	4	7	11	7.5	0	3	0	0	2	20	10.2	
UCF	02/08/17	*	34	3-12	.250	0-3	.000	2-2	1.000	5	3	8	7.5	2	0	0	0	3	8	10.1	
at SMU	02/12/17	*	36	2-7	.286	1-2	.500	1-2	.500	2	10	12	7.7	0	3	2	1	1	6	10.0	
at USF	02/15/17	*	25	5-11	.455	0-0	.000	3-4	.750	5	9	14	8.0	2	0	2	4	2	13	10.1	
TULSA	02/18/17	*	30	5-8	.625	0-1	.000	4-4	1.000	2	6	8	8.0	3	2	2	1	0	14	10.2	
MEMPHIS	02/23/17	*	31	3-6	.500	1-2	.500	6-10	.600	3	6	9	8.0	2	3	2	1	1	13	10.3	
at UCF	2/26/17	*	17	1-4	.250	1-1	1.000	0-0	.000	3	0	3	7.8	4	0	1	1	0	3	10.1	
HOUSTON	03/02/17	*	30	5-9	.556	0-1	.000	4-6	.667	1	6	7	7.8	0	0	1	0	1	14	10.2	
Totals			29	843	120-222	.541	12-39	.308	54-82	.659	94	140	234	7.8	53	66	35	36	29	306	10.2

2014-15 (FRESHMAN SEASON)

Opponent	Date	gs	min	Total		3-Pointers		Free throws		Rebounds			pf	a	t/o	blk	stl	pts	avg		
				fg	fga	pct	3fg	3fga	pct	ft	fta	pct								off	def
SAINT FRANCIS	11/14/14	*	24	5-8	.625	0-1	.000	0-0	.000	4	2	6	6.0	1	1	0	1	4	10	10.0	
MOREHEAD STATE	11/19/14	*	24	1-4	.250	0-0	.000	0-0	.000	2	6	8	7.0	2	1	2	0	0	2	6.0	
EASTERN ILLINOIS	11/23/14	*	22	2-4	.500	0-0	.000	0-0	.000	3	5	8	7.3	2	3	0	2	1	4	5.3	
N.C. CENTRAL	11/25/14	*	25	3-5	.600	0-0	.000	6-6	1.000	5	3	8	7.5	2	2	3	4	0	12	7.0	
vs Middle Tennessee	11/28/14	*	31	4-6	.667	0-0	.000	1-2	.500	5	2	7	7.4	1	2	1	2	1	9	7.4	
vs Ole Miss	11/29/14	*	29	4-6	.667	0-0	.000	4-7	.571	4	8	12	8.2	0	0	1	1	0	12	8.2	
STONY BROOK	12/02/14	*	26	6-10	.600	0-0	.000	1-1	1.000	3	5	8	8.1	1	2	2	2	1	13	8.9	
at Nebraska	12/13/14	*	32	3-9	.333	0-0	.000	2-6	.333	4	4	8	8.1	4	1	1	1	0	8	8.8	
SAN DIEGO STATE	12/17/14	*	29	4-8	.500	0-0	.000	2-2	1.000	0	5	5	7.8	3	1	0	0	0	10	8.9	
VCU	12/20/14	*	21	2-7	.286	0-1	.000	0-0	.000	2	3	5	7.5	1	2	0	0	0	4	8.4	
WAGNER	12/23/14	*	22	2-4	.500	0-0	.000	1-1	1.000	2	4	6	7.4	1	0	0	2	1	5	8.1	
at NC State	12-30-14	*	36	3-6	.500	0-0	.000	3-7	.429	3	1	4	7.1	1	2	1	0	2	9	8.2	
SMU	01/03/15	*	33	3-6	.500	0-1	.000	2-2	1.000	2	5	7	7.1	1	2	2	1	2	8	8.2	
EAST CAROLINA	01/06/15	*	30	3-7	.429	0-0	.000	2-3	.667	4	12	16	7.7	0	3	3	4	4	8	8.1	
at UConn	1/10/15	*	27	1-2	.500	0-1	.000	0-0	.000	1	4	5	7.5	2	2	2	1	2	7.7		
at Memphis	1/15/15	*	30	3-7	.429	0-0	.000	1-2	.500	3	7	10	7.7	3	4	2	1	0	7	7.7	
TEMPLE	01/17/15	*	23	4-7	.571	0-0	.000	3-3	1.000	1	7	8	7.7	0	2	1	0	0	11	7.9	
HOUSTON	01/21/15	*	33	3-3	1.000	0-0	.000	2-2	1.000	0	5	5	7.6	2	0	2	2	2	8	7.9	
at UCF	01/25/15	*	28	3-5	.600	0-0	.000	1-4	.250	1	1	2	7.3	3	0	1	2	2	7	7.8	
UCONN	01/29/15	*	27	6-12	.500	0-0	.000	0-2	.000	7	3	10	7.4	1	2	1	2	4	12	8.1	
at East Carolina	02/01/15	*	33	2-5	.400	0-0	.000	0-1	.000	0	5	5	7.3	0	0	2	3	0	4	7.9	
at SMU	02/05/15	*	18	1-2	.500	0-0	.000	0-0	.000	1	4	5	7.2	3	4	0	0	0	2	7.6	
USF	02/07/15	*	16	2-3	.667	0-0	.000	1-2	.500	3	0	3	7.0	0	1	1	0	1	5	7.5	
at Temple	02/10/15	*	21	2-3	.667	0-0	.000	0-0	.000	2	3	5	6.9	0	2	3	1	2	4	7.3	
TULANE	02/14/15	*	20	4-6	.667	0-0	.000	0-0	.000	1	2	3	6.8	3	0	2	1	1	8	7.4	
XAVIER	02/18/15	*	36	7-11	.636	0-0	.000	0-1	.000	4	3	7	6.8	2	2	0	2	1	14	7.6	
at Houston	2/21/15	*	31	4-7	.571	0-0	.000	3-4	.750	6	8	14	7.0	2	1	1	2	0	11	7.7	
UCF	02/25/15	*	25	5-6	.833	0-0	.000	0-0	.000	0	3	3	6.9	1	3	0	0	0	10	7.8	
at Tulane	02/28/15	*	28	3-7	.429	0-0	.000	2-3	.667	5	4	9	7.0	0	5	1	2	0	8	7.8	
at Tulsa	03/04/15	*	36	3-3	1.000	0-0	.000	1-2	.500	3	5	8	7.0	4	2	2	0	0	7	7.8	
MEMPHIS	03/08/15	*	33	4-8	.500	0-0	.000	3-4	.750	1	3	4	6.9	2	2	1	1	1	11	7.9	
vs UConn	3/13/15	*	34	4-9	.444	0-1	.000	1-1	1.000	2	9	11	7.0	1	1	0	1	0	9	7.9	
vs Purdue	3/19/15	*	36	4-10	.400	0-0	.000	1-2	.500	5	7	12	7.2	1	2	0	1	2	9	8.0	
vs Kentucky	3/21/15	*	26	0-4	.000	0-0	.000	2-2	1.000	5	4	9	7.2	4	0	0	3	1	2	7.8	
Totals			34	945	110-210	.524	0-5	.000	45-72	.625	94	152	246	7.2	54	57	38	45	35	265	7.8

2015-16 (SOPHOMORE SEASON)

Opponent	Date	gs	min	Total		3-Pointers		Free throws		Rebounds			pf	a	t/o	blk	stl	pts	avg		
				fg	fga	pct	ft	fta	pct	off	def	tot								avg	
WESTERN CAROLINA	11/13/15	*	28	9-10	.900	0-1	.000	3-3	1.000	2	6	8	8.0	2	2	1	3	0	21	21.0	
ROBERT MORRIS	11/15/15	*	24	2-5	.400	0-0	.000	0-0	.000	4	3	7	7.5	1	3	2	2	1	4	12.5	
at Bowling Green	11/18/15	*	24	3-4	.750	0-0	.000	1-2	.500	2	8	10	8.3	3	2	1	1	2	7	10.7	
ARKANSAS-PINE BLUFF	11/22/15	*	18	3-4	.750	1-1	1.000	3-6	.500	2	4	6	7.8	4	3	1	1	1	10	10.5	
SE LOUISIANA	11/24/15	*	37	4-8	.500	1-1	1.000	3-5	.600	3	5	8	7.8	1	0	0	2	1	12	12.0	
vs Nebraska	11/27/15	*	30	2-6	.333	0-0	.000	2-2	1.000	2	2	4	7.2	2	2	2	0	1	6	10.0	
vs George Washington	11/28/15	*	27	3-4	.750	0-0	.000	0-0	.000	3	8	11	7.7	4	2	2	1	3	6	9.4	
BUTLER	12/2/15	*	23	3-4	.750	0-0	.000	3-4	.750	3	3	6	7.5	4	1	2	2	1	9	9.4	
MORGAN STATE	12/6/15	*	28	4-6	.667	1-2	.500	4-5	.800	8	6	14	8.2	2	5	0	2	1	13	9.8	
at Xavier	12/12/15	*	29	0-2	.000	0-0	.000	0-0	.000	2	5	7	8.1	3	2	1	0	2	0	8.8	
NORFOLK STATE	12/15/15	*	29	9-11	.818	1-1	1.000	0-0	.000	3	4	7	8.0	3	2	2	1	0	19	9.7	
at VCU	12/19/15	*	30	3-6	.500	0-0	.000	7-8	.875	2	7	9	8.1	4	0	1	1	0	13	10.0	
IOWA STATE	12/22/15	*	28	5-8	.625	0-1	.000	0-2	.000	5	4	9	8.2	1	2	1	0	1	10	10.0	
TEMPLE	12/29/15	*	28	3-8	.375	0-0	.000	1-1	1.000	3	1	4	7.9	2	2	2	0	0	7	9.8	
TULSA	1/2/16	*	30	3-6	.500	0-0	.000	1-2	.500	8	6	14	8.3	4	4	0	1	0	7	9.6	
at SMU	01/07/16	*	32	6-10	.600	0-0	.000	1-2	.500	4	7	11	8.4	2	1	0	1	5	13	9.8	
USF	1/10/16	*	34	0-4	.000	0-0	.000	5-7	.714	7	4	11	8.6	1	2	2	1	1	5	9.5	
HOUSTON	1/13/16	*	33	5-6	.833	1-1	1.000	3-4	.750	5	2	7	8.5	4	6	1	1	2	14	9.8	
at Temple	01/16/16	*	34	6-10	.600	0-1	.000	0-1	.000	5	9	14	8.8	4	1	2	2	0	12	9.9	
MEMPHIS	01/21/16	*	27	2-5	.400	0-0	.000	3-5	.600	1	3	4	8.6	4	1	2	4	2	7	9.8	
TULANE	01/24/16	*	23	8-10	.800	1-1	1.000	0-2	.000	1	4	5	8.4	0	1	1	1	2	17	10.1	
at UCONN	1/28/16	*	32	4-7	.571	1-2	.500	4-7	.571	2	4	6	8.3	2	3	4	4	0	13	10.2	
USF	02/04/16	*	31	5-10	.500	1-2	.500	5-7	.714	9	4	13	8.5	2	4	0	0	1	16	10.5	
at Memphis	2/6/16	*	37	6-10	.600	1-2	.500	2-4	.500	3	11	14	8.7	3	3	0	4	0	15	10.7	
at UCF	2/9/16	*	33	3-9	.333	1-2	.500	4-4	1.000	1	7	8	8.7	1	5	4	1	11	11.0		
EAST CAROLINA	2/13/16	*	33	6-8	.750	0-0	.000	3-3	1.000	2	10	12	8.8	0	4	3	1	1	15	10.8	
at Tulsa	02/18/16	*	39	7-14	.500	2-4	.500	2-2	1.000	2	7	9	8.8	0	0	1	2	2	18	11.1	
UCONN	2/20/16	*	34	6-12	.500	1-2	.500	0-2	.000	1	10	11	8.9	0	1	3	2	1	13	11.2	
at East Carolina	2/27/16	*	27	2-10	.200	0-0	.000	0-1	.000	1	2	3	8.7	3	1	1	1	3	4	10.9	
at Houston	3/3/16	*	38	0-6	.000	0-1	.000	6-8	.750	3	10	13	8.8	3	1	0	2	1	6	10.8	
SMU	03/06/16	*	35	0-8	.000	0-0	.000	7-8	.875	7	4	11	8.9	4	3	0	1	3	7	10.6	
vs UCONN	3.11.16	*	48	3-9	.333	0-0	.000	6-8	.750	5	7	12	9.0	2	1	2	2	1	12	10.7	
vs Saint Joseph's	3/18/16	*	19	1-3	.333	0-0	.000	0-0	.000	0	2	2	8.8	1	1	0	1	0	2	10.4	
Totals			32	1002	126.243	519	13.25	520	79.115	687	113	177	280	8.8	76	70	42	49	41	344	10.4



#13 TRE SCOTT

FORWARD • 6-8 • 225 • R-FRESHMAN • HS • DARIEN, GA. (McINTOSH COUNTY ACADEMY)

2016-17 (Freshman): Scored nine points with seven rebounds and a season-best five steals against USF (1/29) ... pulled down a season-high 10 rebounds to go with six points against Tulane (1/1) ... tallied 10 points on 5-of-5 shooting with three rebounds and two assists in 15 minutes vs. Fairleigh Dickinson (12/17) ... scored 11 points on 5-of-10 shooting with seven rebounds and three assists in 18 minutes against Texas Southern (12/13) ... registered nine points, nine rebounds, five assists and five blocks in 29 minutes against Lipscomb (11/26) ... posted 10 points on 5-of-6 shooting with three rebounds in 18 minutes against Penn State (11/20).

Prior to Cincinnati: Named the Georgia Region 2A Player of the Year as a junior and senior ... tabbed first team all-region as a freshman and sophomore ... set the school scoring mark with 1,824 points while averaging 13.3 rebounds during his career at McIntosh County Academy in Darien, Georgia (population 1,880) ... averaged 21.6 points, 14.1 rebounds, 6.5 assists and 3.5 blocks as a senior ... posted 22.3 points, 13.7 rebounds, 6.7 assists and 3.7 blocks as a junior ... tabbed a three-star prospect by ESPN, Rivals.com and Scout.com and 247 Sports.

Personal: Born Nov. 25, 1996 in Brunswick, Georgia ... son of Anita and Eddie Scott ... has two sisters, Jada and Jady ... right-handed.

SEASON & CAREER STATISTICS

2016-17 SEASON

11 vs. Texas Southern, 12/13/16	Pts	11 vs. Texas Southern, 12/13/16
10 vs. Texas Southern, 12/13/16	FG Atts	10 vs. Texas Southern, 12/13/16
5, 3x (last vs. Fairleigh Dickinson, 12/17/16)	FG Made	5, 3x (last vs. Fairleigh Dickinson, 12/17/16)
1, 3x (last vs. USF, 1/29/17)	3PT-FG Atts	1, 3x (last vs. USF, 1/29/17)
1 vs. USF, 1/29/17	3PT-FG Made	1 vs. USF, 1/29/17
5, 2x (last vs. Marshall, 12/22/16)	FT Atts	5, 2x (last vs. Marshall, 12/22/16)
3 vs. Lipscomb, 11/26/16	FT Made	3 vs. Lipscomb, 11/26/16
10 vs. Tulane, 1/1/17	Rebs	10 vs. Tulane, 1/1/17
5 vs. Lipscomb, 11/26/16	Assts	5 vs. Lipscomb, 11/26/16
5 vs. USF, 1/29/17	Stls	5 vs. USF, 1/29/17
5 vs. Lipscomb, 11/26/16	Blks	5 vs. Lipscomb, 11/26/16
29 vs. Lipscomb, 11/26/16	Mins	29 vs. Lipscomb, 11/26/16

CAREER

MISCELLANEOUS STATISTICS

CATEGORY	2016-17	CAREER
Double-Figure Scoring Games	3	3
Double-Figure Rebounding Games	1	1
Double-Double Games	0	0
20-Point Scoring Games	0	0
Games Led UC in Scoring	0	0
Games Led UC in Rebounding	2	2
Games Led UC in Assists	1	1
Games With 3+ Assists	2	2
Games With 3+ Blocks	1	1
Games With 3+ Steals	1	1
Games With 3+ Three-Pointers	0	0


GAME-BY-GAME STATISTICS

2016-17 (R-FRESHMAN SEASON)

Opponent	Date	gs	min	Total		3-Pointers		Free throws		Rebounds		pf	a	t/o	blk	stl	pts	avg		
				fg-fga	pct	3fg-fga	pct	ft-fa	pct	off	def								tot	avg
BROWN	11/11/16	9	2-3	.667	0-0	.000	2-3	.667	0	2	2	2.0	1	0	0	1	0	6.0		
ALBANY	11/14/16	7	2-3	.667	0-0	.000	0-0	.000	2	1	3	2.5	0	0	0	1	0	4.0		
vs Rhode Island	11/19/16	0	0-0	.000	0-0	.000	0-0	.000	0	0	0	1.7	0	0	0	0	0	3.3		
vs Penn State	11/20/16	18	5-6	.833	0-0	.000	0-0	.000	2	1	3	2.0	1	1	0	1	0	10.0		
SAMFORD	11/23/16	7	0-2	.000	0-0	.000	0-0	.000	0	2	2	2.0	0	0	0	0	0	4.0		
LIPSCOMB	11/26/16	29	3-6	.500	0-0	.000	3-5	.600	4	5	9	3.2	2	5	2	5	0	9.8		
at Iowa State	12-01-16	12	0-1	.000	0-0	.000	0-0	.000	2	1	3	3.1	0	1	1	0	0	4.1		
BOWLING GREEN	12/04/16	14	1-4	.250	0-0	.000	0-0	.000	0	4	4	3.3	1	1	0	0	2	2.9		
at Butler	12/10/16	11	0-1	.000	0-0	.000	0-0	.000	0	3	3	3.2	0	0	0	0	0	3.4		
TEXAS SOUTHERN	12/13/16	18	5-10	.500	0-1	.000	1-2	.500	1	6	7	3.6	1	3	0	1	1	11.2		
FAIRLEIGH DICKINSON	12/17/16	15	5-5	1.000	0-0	.000	0-4	.000	1	2	3	3.5	1	2	0	1	0	10.4		
MARSHALL	12/22/16	26	3-6	.500	0-0	.000	2-5	.400	1	4	5	3.7	2	1	3	1	1	8.0		
at Temple	12/28/16	21	2-3	.667	0-0	.000	1-1	1.000	1	5	6	3.8	0	0	2	1	2	5.0		
TULANE	01/01/17	20	2-5	.400	0-1	.000	2-2	1.000	2	8	10	4.3	1	1	1	0	0	6.51		
at Houston	1/7/17	6	0-0	.000	0-0	.000	0-0	.000	0	0	0	4.0	2	0	0	1	0	4.7		
SMU	01/12/17	15	2-4	.500	0-0	.000	0-0	.000	0	2	2	3.9	0	0	0	1	0	4.7		
at East Carolina	01/15/17	8	0-2	.000	0-0	.000	0-0	.000	0	3	3	3.8	0	1	2	0	0	4.4		
TEMPLE	01/18/17	5	1-1	1.000	0-0	.000	0-0	.000	1	0	1	3.7	1	0	1	0	0	2.43		
at Tulane	01/21/17	10	3-5	.600	0-0	.000	1-2	.500	1	2	3	3.6	0	0	1	0	0	7.44		
XAVIER	01/26/17	4	0-2	.000	0-0	.000	0-0	.000	1	0	1	3.5	1	0	0	0	0	4.2		
USF	01/29/17	17	4-8	.500	1-1	1.000	0-2	.000	2	5	7	3.7	2	1	0	0	5	9.44		
at Tulsa	02/01/17	6	0-0	.000	0-0	.000	0-0	.000	0	0	0	3.5	0	1	0	0	1	4.2		
UCONN	02/04/17	10	0-0	.000	0-0	.000	2-4	.500	1	1	2	3.4	0	2	0	0	0	2.41		
UCF	02/08/17	6	1-2	.500	0-0	.000	0-0	.000	1	0	1	3.3	3	0	0	0	0	2.40		
at SMU	02/12/17	4	0-0	.000	0-0	.000	0-0	.000	0	0	0	3.2	0	0	0	0	0	3.9		
at USF	02/15/17	7	0-0	.000	0-0	.000	0-0	.000	0	1	1	3.1	1	0	1	1	2	3.7		
TULSA	02/18/17	10	0-0	.000	0-0	.000	0-0	.000	0	1	1	3.0	0	0	1	0	2	3.6		
MEMPHIS	02/23/17	8	2-2	1.000	0-0	.000	2-2	1.000	0	1	1	3.0	0	0	0	0	1	6.37		
at UCF	2/26/17	2	0-1	.000	0-0	.000	0-0	.000	0	0	0	2.9	2	0	1	0	0	3.6		
HOUSTON	03/02/17	8	1-3	.333	0-0	.000	0-0	.000	0	1	1	2.8	1	0	0	0	0	2.35		
Totals		0	333	44-85	.518	1-3	.333	16-32	.500	23	61	84	2.8	23	20	16	15	17	105	3.5

CAREER STATISTICS

			Total		3-Point		F-Throws		Rebounds											Scoring	
Season	gp-gs	min/avg	fg-fga	pct	fg-fga	pct	ft-fa	pct	off	def	tot	avg	pf	fo	ast	to	blk	stl	pts	avg	
2016-17	30-0	333/11.1	44-85	.518	1-3	.333	16-32	.500	23	61	84	2.8	23	0	20	16	15	17	105	3.5	
TOTAL	30-0	333/11.1	44-85	.518	1-3	.333	16-32	.500	23	61	84	2.8	23	0	20	16	15	17	105	3.5	



#14 JACKSON BART

FORWARD • 6-5 • 210 • R-FRESHMAN • TR • BARTLESVILLE, OKLA./ORAL ROBERTS

2016-17 (R-Freshman): Attempted two three-pointers against Tulane (1/1) ... logged his first minute as a Bearcat against Brown (11/14).

Prior to Cincinnati: Received a redshirt for his freshman season at Oral Roberts (2014-15) ... did not attend college during the 2015-16 academic year ... averaged 9.5 points and 8.0 rebounds as a senior at Bartlesville High School in 2013-14 ... helped guide the Bruins to a regional championship, state tournament appearance and 23-4 record as a sophomore ... earned all-state accolades by the OCA/OBCA and Oklahoma Indian as a senior and was tabbed a Frontier Valley Conference Academic First Team selection ... twice named to the Arvest Invitational All-Tournament Team and also earned Conestoga Energy Classic All-Tournament honors ... holds school records for charges taken in a game (four), season (31) and career (50) ... coached by his father, Tim.

Personal: Born Jan. 11, 1996 in Oklahoma City, Oklahoma ... son of Tim and Kristi Bart ... father served as an assistant coach at Oral Roberts (1987-91) ... cousin, Chase Williams played football at Oklahoma during the 1999 campaign ... left-handed.

SEASON & CAREER STATISTICS

2016-17 SEASON		CAREER
0	Pts	0
2 vs. Tulane, 1/1/17	FG Atts	2 vs. Tulane, 1/1/17
0	FG Made	0
2 vs. Tulane, 1/1/17	3PT-FG Atts	2 vs. Tulane, 1/1/17
0	3PT-FG Made	0
0	FT Atts	0
0	FT Made	0
0	Rebs	0
0	Assts	0
0	Stls	0
0	Blks	0
3 vs. USF, 1/29/17	Mins	3 vs. USF, 1/29/17

MISCELLANEOUS STATISTICS

CATEGORY	2016-17	CAREER
Double-Figure Scoring Games	0	0
Double-Figure Rebounding Games	0	0
Double-Double Games	0	0
20-Point Scoring Games	0	0
Games Led UC in Scoring	0	0
Games Led UC in Rebounding	0	0
Games Led UC in Assists	0	0
Games With 3+ Assists	0	0
Games With 3+ Blocks	0	0
Games With 3+ Steals	0	0
Games With 3+ Three-Pointers	0	0


GAME-BY-GAME STATISTICS

2016-17 (R-FRESHMAN SEASON)

Opponent	Date	gs	min	Total		3-Pointers		Free throws		Rebounds				pf	a	t/o	blk	stl	pts	avg
				fg-fga	pct	3fg-fga	pct	ft-fa	pct	off	def	tot	avg							
ALBANY	11/14/16	1		0-0	.000	0-0	.000	0-0	.000	0	0	0	0.0	0	0	0	0	0	0	0.0
LIPSCOMB	11/26/16	1		0-0	.000	0-0	.000	0-0	.000	0	0	0	0.0	0	0	0	0	0	0	0.0
BOWLING GREEN	12/04/16	1		0-0	.000	0-0	.000	0-0	.000	0	0	0	0.0	0	0	0	0	0	0	0.0
TEXAS SOUTHERN	12/13/16	1		0-0	.000	0-0	.000	0-0	.000	0	0	0	0.0	1	0	0	0	0	0	0.0
FAIRLEIGH DICKINSON	12/17/16	2		0-0	.000	0-0	.000	0-0	.000	0	0	0	0.0	1	0	0	0	0	0	0.0
TULANE	01/01/17	2		0-2	.000	0-2	.000	0-0	.000	0	0	0	0.0	0	0	0	0	0	0	0.0
USF	01/29/17	3		0-0	.000	0-0	.000	0-0	.000	0	0	0	0.0	0	0	0	0	0	0	0.0
HOUSTON	03/02/17	0		0-0	.000	0-0	.000	0-0	.000	0	0	0	0.0	0	0	0	0	0	0	0.0
Totals		0	11	0-2	.000	0-2	.000	0-0	.000	0	0	0	0.0	2	0	0	0	0	0	0.0

CAREER STATISTICS

Season	gp-gs	min/avg	Total		3-Point		F-Throws		Rebounds				Scoring							
			fg-fga	pct	fg-fga	pct	ft-fga	pct	off	def	tot	avg	pf	fo	ast	to	blk	stl	pts	avg
2016-17	8-0	11/1.4	0-2	.000	0-2	.000	0-0	.000	0	0	0	0.0	2	0	0	0	0	0	0	0.0
TOTAL	8-0	11/1.4	0-2	.000	0-2	.000	0-0	.000	0	0	0	0.0	2	0	0	0	0	0	0	0.0



#15 CANE BROOME

GUARD • 6-0 • 160 • JUNIOR • TR • EAST HARTFORD, CONN. (SACRED HEART)

CONFERENCE AWARDS

- » Player of the Year Northeastern Conference (2015-16)
- » First Team (2015-16)
- » All-Rookie Team (2014-15)
- » Player of the Week (NEC: 4X: 2/22/16, 1/5/16, 11/16/15, 12/8/14)
- » Rookie of the Week (NEC: 5X: 3/2/15, 2/23/15, 1/26/15, 12/22/14, 12/8/14)

OTHER HONORS

- » AP Honorable Mention All-American (2015-16)
- » USBWA All-District I First Team (2015-16)
- » All-ECAC First Team
- » NABC All-District 18 First Team (2015-16)

2016-17 Season (Junior): Will sit out the 2016-17 season due to NCAA transfer rules.

Prior to Cincinnati: Named the 2015-16 Northeast Conference Player of the Year after ranking seventh in the nation in scoring at 23.1 points per game to go with 4.9 rebounds, 2.9 assists and 1.7 steals in 37.5 minutes at Sacred Heart ... earned numerous regional and national honors during the 2015-16 season, including Associated Press Honorable Mention All-America, United States Basketball Writers' Association (USBWA) All-District I, First Team All-ECAC, National Association of Basketball Coaches (NABC) All-District 18 accolades and First Team All-MET Basketball Writers' Association accolades ... became first underclassman voted NEC Player of the Year since 1992 ... broke the league's sophomore scoring record, becoming the first second-year player in the NEC to average at least 22.0 points per game since 1988-89 ... led all active sophomores in the country with 1,157 career points following the 2015-16 campaign led the NEC leaders in points (23.1), minutes played (37.5), free-throw attempts (203) earned all-state honors and was a two-time all-conference performer at East Hartford High School averaging 27.0 points and 5.0 assists for the Hornets ... named a McDonald's All-American nominee and received NEPSAC AAA Honorable Mention accolades at Saint Thomas More, averaging 12.5 points and 6.0 assists.

Personal: Born Nov. 29, 1994 in Hartford, Connecticut ... Son of April Walden-Broome and Sam Broome ... Has a sister, Canei ... left-handed.

2015-16 (SOPHOMORE SEASON AT SACRED HEART)

		TOTAL				3PTERS				REBOUNDS								
Opponent	Date	S	Min	FG-FGA	Pct	3FG-FGA	Pct	FT-FTA	Pct	Off-Def-6	Avg	PF-FO	A	TO	Blk	Stl	Pts-Avg	
vs Quinnipiac	11/13/15	*	37	7-16	.438	1-6	.167	12-20	.600	0-6-6	6.0	3-0	0	1	0	4	27-27.0	
at Yale	11/16/15	*	39	10-14	.714	3-7	.429	9-9	1.000	0-2-2	4.0	1-0	5	7	0	1	32-29.5	
at UMass-Lowell	11/18/15	*	39	6-12	.500	1-5	.200	7-10	.700	1-9-10	6.0	2-0	3	5	0	1	20-26.3	
at Fairfield	11/21/15	*	39	5-17	.294	3-9	.333	5-6	.833	0-3-3	5.3	1-0	4	3	0	1	18-24.3	
at Holy Cross	11/25/15	*	39	7-14	.500	4-9	.444	1-2	.500	0-6-6	5.4	4-0	4	4	0	1	19-23.2	
at UConn	12/2/15	*	37	3-16	.188	1-7	.143	0-0	.000	0-6-6	5.5	2-0	2	2	0	1	7-20.5	
at Towson	12/5/15	*	34	3-13	.231	1-4	.250	3-4	.750	0-4-4	5.3	1-0	5	1	0	4	10-19.0	
LAFAYETTE	12/12/15	*	38	7-20	.350	1-8	.125	5-6	.833	1-1-2	4.9	4-0	2	5	0	4	20-19.1	
at Hartford	12/14/15	*	31	6-14	.429	3-9	.333	0-0	.000	0-6-6	5.0	4-0	4	5	0	1	15-18.7	
at Northwestern	12/21/15	*	37	9-20	.450	5-11	.455	3-7	.429	1-2-3	4.8	3-0	2	6	0	1	26-19.4	
at Hofstra	12/28/15	*	38	11-23	.478	3-10	.300	0-0	.000	2-6-8	5.1	1-0	2	5	0	1	25-19.9	
at Robert Morris	1/2/16	*	40	11-22	.500	3-7	.429	8-9	.889	1-7-8	5.3	2-0	1	2	0	3	33-21.0	
at Saint Francis	1/4/16	*	40	9-21	.429	1-4	.250	10-12	.833	0-4-4	5.2	4-0	3	4	0	1	29-21.6	
FAIRLEIGH DICKINSON	1/7/16	*	40	8-15	.533	2-5	.400	6-10	.600	0-2-2	5.0	2-0	3	4	0	3	24-21.8	
WAGNER	1/9/16	*	37	3-14	.214	2-7	.286	3-3	1.000	0-0-0	4.7	3-0	2	2	0	4	11-21.1	
at Central Conn	1/14/16	*	38	10-17	.588	2-5	.400	2-2	1.000	1-1-2	4.5	4-0	3	3	0	0	24-21.3	
at St. Francis Brooklyn	1/16/16	*	34	5-15	.333	2-6	.333	6-7	.857	1-4-5	4.5	0-0	2	2	0	0	18-21.1	
MOUNT ST. MARY'S	1/21/16	*	37	9-19	.474	1-5	.200	5-5	1.000	0-6-6	4.6	2-0	4	6	0	0	24-21.2	
at Wagner	1/24/16	*	36	4-10	.400	3-7	.429	6-8	.750	2-2-4	4.6	2-0	1	6	0	1	17-21.0	
at LIU Brooklyn	1/27/16	*	39	11-25	.440	6-13	.462	10-13	.769	1-2-3	4.5	5-1	3	4	0	3	38-21.9	
BRYANT	1/30/16	*	39	6-19	.316	2-8	.250	3-5	.600	0-4-4	4.5	3-0	2	4	0	2	17-21.6	
ST. FRANCIS BROOKLYN	2/4/16	*	40	11-21	.524	1-7	.143	5-5	1.000	0-6-6	4.5	2-0	4	9	0	0	28-21.9	
LIU BROOKLYN	2/6/16	*	35	6-18	.333	2-7	.286	5-9	.556	0-7-7	4.7	5-1	3	3	0	1	19-21.8	
at Mount St. Mary's	2/11/16	*	36	9-18	.500	1-8	.125	1-1	1.000	0-5-5	4.7	2-0	1	5	0	1	20-21.7	
CENTRAL CONN	2/13/16	*	30	9-15	.600	2-4	.500	8-9	.889	0-4-4	4.6	2-0	3	0	0	3	28-22.0	
at Bryant	2/18/16	*	39	11-21	.524	0-4	.000	5-6	.833	3-7-10	4.8	1-0	4	5	0	3	27-22.2	
at Fairleigh Dickinson	2/20/16	*	38	10-21	.476	4-11	.364	15-22	.682	1-5-6	4.9	1-0	6	0	0	1	39-22.8	
ROBERT MORRIS	2/25/16	*	40	8-21	.381	0-6	.000	5-5	1.000	1-3-4	4.9	3-0	3	4	0	2	21-22.7	
SAINT FRANCIS	2/27/16	*	38	7-14	.500	3-6	.5000	6-6	1.000	0-4-4	4.8	0-0	6	2	0	1	23-22.7	
LIU BROOKLYN	3/2/16	*	40	15-25	.600	3-7	.429	2-2	1.000	1-7-8	4.9	2-0	1	6	0	2	35-23.1	
Totals			30	1124	236-530	.445	66-212	.311	156-203	.768	17-131-148	4.9	71-2	88	115	0	51	694-23.1

SEASON & CAREER STATISTICS

2015-16 SEASON

	Pts	CAREER
39, at Fairleigh Dickinson, 2/20/16	39 at Fairleigh Dickinson, 2/20/16	
25, 2x (last vs. LIU Brooklyn, 3/2/16)	25, 2x (last vs. LIU Brooklyn, 3/2/16)	
15, vs. LIU Brooklyn, 3/2/16	15, vs. LIU Brooklyn, 3/2/16	
13, at LIU Brooklyn, 1/27/16	13, at LIU Brooklyn, 1/27/16	
6, at LIU Brooklyn, 1/27/16	6, at LIU Brooklyn, 1/27/16	
22, at Fairleigh Dickinson, 2/20/16	22, at Fairleigh Dickinson, 2/20/16	
15, at Fairleigh Dickinson, 2/20/16	15, at Fairleigh Dickinson, 2/20/16	
10, 2x (last at Bryant, 2/18/16)	10, 2x (last at Bryant, 2/18/16)	
6, 2x (last vs. Saint Francis, 2/27/16)	6, 2x (last vs. Saint Francis, 2/27/16)	
4, 4x (last vs. Wagner, 1/9/16)	4, 4x (last vs. Wagner, 1/9/16)	
2, at Brown, 12/28/14	2, at Brown, 12/28/14	
44, at Bryant, 3/4/15	44, at Bryant, 3/4/15	


MISCELLANEOUS STATISTICS

CATEGORY	2014-15	2015-16	CAREER
Double-Figure Scoring Games	23	29	52
Double-Figure Rebounding Games	0	2	2
Double-Double Games	0	2	2
20-Point Scoring Games	6	20	26
Games Led Team in Scoring	10	25	35
Games Led Team in Rebounding	3	5	8
Games Led Team in Assists	3	14	17
Games With 3+ Assists	15	18	33
Games With 3+ Blocks	0	0	0
Games With 3+ Steals	5	9	14
Games With 3+ Three-Pointers	5	12	17

CAREER STATISTICS

YEAR	GP-GS	MIN-AVG	TOTAL		3-PTERS		FT-FTA	PCT	REBOUNDS		PF-FO	AST	TO	BLK	STL	PTS-AVG
			FG-FGA	PCT	FG-FGA	PCT			OFF-DEF-TOT	AVG						
2014-15*	31-30	984-31.7	158-358	.441	42-128	.328	84-113	.743	15-107-122	3.9	62-1	77	71	6	33	442-14.3
2015-16*	30-30	1124-37.5	236-530	.445	66-212	.311	156-203	.768	17-131-148	4.9	71-2	88	115	0	51	694-23.1
TOTAL	61-60	2108-34.6	394-888	.444	108-340	.318	240-316	.759	32-238-270	4.4	133-3	165	186	6	84	1136-18.6

* - Statistics from playing career at Sacred Heart



#24 KYLE WASHINGTON

FORWARD • 6-9 • 230 • JUNIOR • TR • CHAMPLIN, MINN. (NC STATE)

CONFERENCE AWARDS

- » Player of the Week (12/5/16)
- » Weekly Honor Roll (6X: 2/13/17, 2/6/17, 1/16/17, 1/9/17, 11/28/16 & 11/21/16)

OTHER AWARDS

- » Naismith Memorial Hall of Fame Tip Off All-Tournament Team (2016)

MOMENTS

- » Scored a career-high 27 points on 11-of-18 shooting with a trio of threes & eight rebounds vs. UConn (2/4/17)
- » Posted 24 points on 11-of-13 shooting with six rebounds and three blocks vs. Bowling Green (12/4/16)
- » Posted 23 points on 8-of-15 shooting with 10 rebounds and four blocks against No. 21 Rhode Island (11/19/16)
- » Pulled down a career-high 17 rebounds vs. Penn State (11/20/16), most by a Bearcat since Cedric McGowan grabbed 20 rebounds vs. DePaul in 2006.
- » Scored in double figures nine times during 2014-15 season at NC State, including in six games against teams that later advanced to the NCAA Tournament
- » Recorded a double-double with 14 points and 10 rebounds as a freshman at No. 1 Syracuse (2/15/14)

2016-17 Season (Junior): Scored a team-high 18 points on 7-of-9 shooting with six rebounds vs. Tulsa (2/18) ... had 11 points and six rebounds with two blocks in a career-long 38 minutes at No. 25 SMU (2/12) ... accounted for 14 points, 11 rebounds and four steals against UCF (2/8/17) ... poured in a career-high 27 points on 11-of-18 shooting with a career-best three three-pointers vs. UConn (2/4) ... had 12 points and eight rebounds with four blocks against No. 24/22 Xavier ... recorded his sixth double-double with a team-high 16 points and game-high 11 rebounds with three blocks at East Carolina (1/15/17) ... tallied a team-high 19 points with nine rebounds at Houston (1/7) ... scored a career-high 24 points on 11-of-13 shooting with six rebounds and three blocks against Bowling Green (12/4) ... notched his fifth double-double in seven games with a team-high 13 points with 10 rebounds at Iowa State (12/1) ... earned a double-double with 18 points on 8-of-11 shooting with 12 rebounds against Samford (11/23) ... named to the Naismith Memorial Hall of Fame Tip Off All-Tournament Team after averaging 19.5 points, 13.5 rebounds and 2.5 blocks while posting a pair of double-doubles (11/19-20) ... posted a career-high 23 points on 8-of-15 shooting with 10 rebounds and four blocks against No. 21 Rhode Island (11/19) ... registered 16 points and a career-best 17 rebounds against Penn State (11/20) ... posted a double-double with 16 points, 12 rebounds and five assists in 25 minutes in UC debut against Brown (11/11).

2015-16 Season (Junior): Sat out the 2015-16 season due to NCAA transfer rules.

Prior to Cincinnati: Started 18 of 34 games as a sophomore at NC State in 2014-15, averaging 6.8 points and 4.1 rebounds in 17.8 minutes ... reached double figures in scoring in nine games, including six matchups against teams that participated in the NCAA Tournament ... scored a season-high 17 points twice, at Purdue (12/2/14) and against North Carolina (1/14/15) ... started 25 of 36 games as a freshman for the Wolfpack during the 2013-14 campaign, averaging 4.2 points and 4.0 rebounds in 19.9 minutes ... posted a double-double with a season-high 14 points and 10 rebounds at No. 1 Syracuse (2/15/14) ... pulled down seven rebounds and blocked four shots against North Carolina (2/26/14) ... ranked in the top 100 nationally by Rivals.com (93) and ESPN.com (97) ... averaged 12 points and 10 rebounds at Brewster Academy (New Hampshire) during the 2012-13 season ... helped lead the Bobcats to a 32-6 record and the 2013 NEPSAC championship ... averaged 15 points and 10 rebounds at The Hotchkiss School (Connecticut) during the 2011-12 season ... earned three varsity letters at Benilde-St. Margaret's School (Minnesota) from 2009-11.

Personal: Born Aug. 18, 1993 ... Son of Tami Hill-Washington and Curtis Washington ... has one brother, Tyler ... left-handed.

SEASON & CAREER STATISTICS

2016-17 SEASON		CAREER (• SET AT NC STATE)	
27 vs. UConn, 2/4/17	Pts	27 vs. UConn, 2/4/17	
18 vs. UConn, 2/4/17	FG Atts	18 vs. UConn, 2/4/17	
11, 2x (last vs. UConn, 2/4/17)	FG Made	11, 2x (last vs. UConn, 2/4/17)	
5, 2x (last vs. UCF, 2/8/17)	3PT-FG Atts	5, 2x (last vs. UCF, 2/8/17)	
3 vs. UConn, 2/4/17	3PT-FG Made	3 vs. UConn, 2/4/17	
14 vs. Xavier, 1/26/19	FT Atts	14 vs. Xavier, 1/26/19	
5, 2x (last at USF, 2/15/19)	FT Made	7 vs. Miami, 3/13/14•	
17 vs. Penn State, 11/20/16	Rebs	17 vs. Penn State, 11/20/16	
5, 2x (last at SMU, 2/12/17)	Assts	5, 2x (last at SMU, 2/12/17)	
4 vs. UCF, 2/8/17	Stls	4 vs. UCF, 2/8/17	
4, 2x (last vs. Xavier, 1/26/19)	Blks	4, 6x (last vs. Xavier, 1/26/19)	
38 at SMU, 2/12/17	Mins	38 at SMU, 2/12/17	

MISCELLANEOUS STATISTICS

CATEGORY	2013-14•	2014-15•	2016-17	CAREER
Double-Figure Scoring Games	4	9	21	35
Double-Figure Rebounding Games	3	2	7	12
Double-Double Games	1	2	7	10
20-Point Scoring Games	0	0	3	3
Games Led Team in Scoring	0	2	11	13
Games Led Team in Rebounding	4	9	11	24
Games Led Team in Assists	0	0	0	0
Games With 3+ Assists	0	1	2	3
Games With 3+ Blocks	2	5	6	13
Games With 3+ Steals	0	0	1	1
Games With 3+ Three-Pointers	0	0	1	1

• Statistics from playing career at NC State

GAME-BY-GAME STATISTICS

2016-17 (JUNIOR SEASON)

Opponent	Date	gs	min	Total		3-Pointers		Free throws		Rebounds		pf	a	t/o	blk	stl	pts	avg			
				fg-fga	pct	3fg-fga	pct	ft-fa	pct	off	def										
BROWN	11/11/16	*	25	6-11	.545	0-2	.000	4-4	1.000	4	8	12	12.0	1	5	3	2	0	16	16.0	
ALBANY	11/14/16	*	20	6-8	.750	0-0	.000	1-5	.200	2	1	3	7.5	3	0	0	0	13	14.5		
vs Rhode Island	11/19/16	*	37	8-15	.533	2-3	.667	5-6	.833	3	7	10	8.3	3	0	2	4	1	23	17.3	
vs Penn State	11/20/16	*	34	7-16	.438	0-0	.000	2-2	1.000	3	14	17	10.5	3	2	4	1	0	16	17.0	
SAMFORD	11/23/16	*	22	8-11	.727	0-0	.000	2-2	1.000	5	7	12	10.8	4	1	1	3	0	18	17.2	
LIPSCOMB	11/26/16	*	23	6-9	.667	0-0	.000	3-5	.600	1	1	2	9.3	3	2	1	1	1	15	16.8	
at Iowa State	12-01-16	*	31	6-15	.400	1-3	.333	0-1	.000	4	6	10	9.4	3	1	1	1	0	13	16.3	
BOWLING GREEN	12/04/16	*	23	11-13	.846	0-0	.000	2-2	1.000	1	5	6	9.0	2	0	1	3	0	24	17.3	
at Butler	12/10/16	*	19	2-8	.250	2-4	.500	1-2	.500	0	0	0	8.0	5	0	1	0	0	7	16.1	
TEXAS SOUTHERN	12/13/16	*	18	4-8	.500	0-0	.000	0-2	.000	1	8	9	8.1	0	1	0	1	1	8	15.3	
FAIRLEIGH DICKINSON	12/17/16	*	21	6-7	.857	0-0	.000	0-0	.000	2	6	8	8.1	0	0	5	0	0	12	15.0	
MARSHALL	12/22/16	*	14	4-9	.444	0-0	.000	0-0	.000	3	2	5	7.8	1	0	2	1	0	8	14.4	
at Temple	12/28/16	*	18	2-9	.222	1-3	.333	1-2	.500	3	4	7	7.8	1	0	1	1	0	6	13.8	
TULANE	01/01/17	*	23	3-5	.600	0-0	.000	3-3	1.000	0	3	3	7.4	1	4	1	1	2	9	13.4	
at Houston	1/17/17	*	34	8-17	.471	1-3	.333	2-4	.500	2	7	9	7.5	3	0	2	2	1	19	13.8	
SMU	01/12/17	*	28	5-7	.714	1-1	1.000	0-0	.000	1	4	5	7.4	2	3	2	3	0	11	13.6	
at East Carolina	01/15/17	*	26	6-15	.400	0-0	.000	4-4	1.000	3	8	11	7.6	1	0	1	3	0	16	13.8	
TEMPLE	01/18/17	*	22	7-14	.500	0-0	.000	2-2	1.000	3	11	7.4	1	0	2	1	0	16	13.9		
at Tulane	01/21/17	*	9	2-3	.667	0-0	.000	0-0	.000	1	0	1	7.1	5	1	1	1	0	4	13.4	
XAVIER	01/26/17	*	28	4-8	.500	0-0	.000	4-14	.286	3	5	8	7.1	3	1	2	4	0	12	13.3	
USF	01/29/17	*	17	5-7	.714	0-0	.000	3-4	.750	1	2	3	6.9	1	0	1	1	0	13	13.3	
at Tulsa	02/01/17	*	23	3-7	.429	0-0	.000	4-4	1.000	2	6	8	7.0	4	1	3	0	0	10	13.1	
UCONN	02/04/17	*	30	11-18	.611	3-5	.600	2-2	1.000	0	8	8	7.4	4	2	3	0	0	27	13.7	
UCF	02/08/17	*	33	6-13	.462	2-5	.400	0-0	.000	4	7	11	7.2	2	1	1	2	4	14	13.8	
at SMU	02/12/17	*	38	4-11	.364	1-4	.250	2-3	.667	3	3	6	7.1	4	0	2	2	1	11	13.6	
at USF	02/15/17	*	26	4-11	.364	0-0	.000	5-6	.833	6	3	9	7.2	1	1	0	2	0	13	13.6	
TULSA	02/18/17	*	31	7-9	.778	0-0	.000	4-7	.571	1	5	6	7.1	3	1	1	2	1	18	13.8	
MEMPHIS	02/23/17	*	25	5-7	.714	0-0	.000	6-6	1.000	1	5	6	7.1	4	0	1	0	0	16	13.9	
at UCF	2/26/17	*	30	3-15	.200	1-2	.500	0-0	.000	2	7	9	7.2	2	0	1	0	0	7	13.6	
HOUSTON	03/02/17	*	27	3-11	.273	0-1	.000	3-3	1.000	4	3	7	7.2	3	1	3	0	0	9	13.5	
Totals			29	755	162-317	.511	15-36	.417	65-95	.684	69	146	215	7.2	72	28	49	42	12	404	13.5

CAREER STATISTICS

			Total		3-Point		F-Throws		Rebounds											Scoring	
Season	gp-gs	min/avg	fg-fga	pct	fg-fga	pct	ft-fa	pct	off	def	tot	avg	pf	fo	ast	to	blk	stl	pts	avg	
2013-14*	36-25	718/19.9	73-168	.435	0-2	.000	27-48	.563	29	110	139	3.9	77	1	16	35	21	6	173	4.8	
2014-15*	34-18	604/17.8	98-210	.467	7-13	.538	28-39	.718	40	99	139	4.1	71	0	15	32	37	7	231	6.8	
2016-17	30-29	755/25.2	162-317	.511	15-36	.417	65-95	.684	69	146	215	7.2	73	2	28	49	42	12	404	13.5	
TOTAL	30-29	755/25.2	162-317	.511	15-36	.417	65-95	.684	69	146	215	7.2	73	2	28	49	42	12	404	13.5	
All*	100-72	2077/20.8	333-695	.479	22-51	.431	120-182	.659	138	355	493	4.9	221	3	59	116	100	25	808	8.1	



#24 KYLE WASHINGTON

FORWARD • 6-9 • 230 • JUNIOR • TR • CHAMPLIN, MINN. (NC STATE)


GAME-BY-GAME STATISTICS

2014-15 (SOPHOMORE SEASON AT NC STATE)

Opponent	Date	S	Min	TOTAL		3PTERS		REBOUNDS							Pct	PF-FO	A	TO	Blk	Stl	Pts-Avg
				FG-FGA	Pct	3FG-FGA	Pct	FT-FTA	Pct	Off-Def-Tot	Avg										
JACKSON STATE	11/14/14	*	18	2-5	.400	0-0	.000	3-4	.750	0-9-9	9.0	1-0	1	1	2	0	7-7.0				
HOFSTRA	11/17/14	*	21	1-6	.167	0-1	.000	0-1	.000	1-5-6	7.5	4-0	0	3	1	0	2-4.5				
JACKSONVILLE	11/20/14	*	12	3-4	.750	0-0	.000	1-1	1.000	0-1-1	5.3	4-0	1	0	2	0	7-5.3				
USF	11/23/14		16	4-10	.400	0-0	.000	0-0	.000	2-3-5	5.3	1-0	0	0	0	0	8-6.0				
RICHMOND	11/26/14		27	3-6	.500	1-1	1.000	2-2	1.000	3-2-5	5.2	0-0	0	2	2	0	9-6.6				
BOISE STATE	11/28/14		21	3-8	.375	0-1	.000	2-2	1.000	0-6-6	5.3	3-0	0	0	0	0	8-6.8				
at Purdue	12/2/14		28	8-15	.533	1-1	1.000	0-0	.000	3-6-9	5.9	2-0	0	0	2	0	17-8.3				
WAKE FOREST	12/6/14		20	3-5	.600	0-0	.000	0-1	.000	0-3-3	5.5	2-0	0	2	1	1	6-8.0				
CHARLESTON SO.	12/12/14		17	2-4	.500	0-0	.000	0-0	.000	2-0-2	5.1	2-0	2	1	3	0	4-7.6				
WOFFORD	12/14/14		20	1-7	.143	0-0	.000	0-0	.000	1-4-5	5.1	3-0	0	3	1	1	2-7.0				
TENNESSEE	12/17/14	*	15	0-3	.000	0-1	.000	2-2	1.000	0-2-2	4.8	0-0	0	1	1	0	2-6.5				
vs. West Virginia	12/20/14	*	30	1-3	.333	0-0	.000	3-4	.750	1-1-2	4.6	3-0	1	1	1	0	5-6.4				
LOUISIANA TECH	12/23/14	*	24	5-8	.625	0-0	.000	1-1	1.000	2-8-10	5.0	3-0	0	1	1	1	11-6.8				
CINCINNATI	12/30/14	*	22	4-10	.4000	0-0	.000	2-2	1.000	3-3-6	5.1	2-0	0	2	1	1	10-7.0				
PITTSBURGH	1/3/15	*	10	0-3	.000	0-0	.000	0-0	.000	0-2-2	4.9	3-0	0	1	1	0	0-6.5				
at Virginia	1/7/15	*	24	6-11	.545	1-3	.333	0-2	.000	3-7-10	5.2	2-0	0	2	0	0	13-6.9				
DUKE	1/11/15	*	20	4-7	.571	1-1	1.000	0-0	.000	0-2-2	5.0	3-0	3	0	4	0	9-7.1				
NORTH CAROLINA	1/14/15	*	30	8-14	.571	1-1	1.000	0-0	.000	2-1-3	4.9	3-0	1	1	1	1	17-7.6				
at Florida State	1/17/15	*	24	4-8	.500	0-0	.000	0-0	.000	2-4-6	4.9	2-0	0	1	4	1	8-7.6				
at Miami	1/22/15	*	16	4-9	.444	0-0	.000	0-0	.000	1-0-1	4.8	4-0	1	0	1	0	8-7.7				
NOTRE DAME	1/25/15	*	23	6-8	.750	0-0	.000	0-0	.000	2-4-6	4.8	2-0	1	1	0	0	12-7.9				
CLEMSON	1/28/15	*	14	1-6	.167	0-0	.000	1-2	.5000	1-2-3	4.7	3-0	0	0	1	0	3-7.6				
at Georgia Tech	1/31/15	*	35	5-12	.417	0-0	.000	4-4	1.000	2-3-5	4.7	4-0	1	1	1	0	14-7.9				
at Wake Forest	2/3/15	*	13	1-2	.500	0-0	.000	0-0	.000	0-3-3	4.7	4-0	0	3	0	0	2-7.7				
VIRGINIA	2/11/15	*	28	3-8	.375	1-2	.500	0-0	.000	3-3-6	4.7	0-0	0	2	3	1	7-7.6				
at Louisville	2/14/15		7	1-3	.333	0-0	.000	0-0	.000	1-3-4	4.7	1-0	0	0	0	0	2-7.4				
at North Carolina	2/24/15		13	0-3	.000	0-0	.000	0-0	.000	0-3-3	4.6	0-0	0	0	0	0	0-7.1				
at Boston College	2/28/15		18	5-8	.625	0-0	.000	4-7	.571	3-4-7	4.7	1-0	0	1	0	0	14-7.4				
SYRACUSE	3/7/15		6	0-1	.000	0-0	.000	0-0	.000	0-1-1	4.6	1-0	0	0	3	0	0-7.1				
vs. Pittsburgh	3/11/15		5	0-0	.000	0-0	.000	0-0	.000	0-1-1	4.5	0-0	1	0	0	0	0-6.9				
vs. Duke	3/12/15		3	1-2	.500	0-0	.000	0-0	.000	0-0-0	4.3	0-0	0	0	0	0	2-6.7				
vs. LSU	3/19/15		12	4-5	.800	1-1	1.0000	0-0	.000	2-2-4	4.3	4-0	1	1	0	0	9-6.8				
vs. Villanova	3/21/15		3	1-1	1.000	0-0	.000	0-0	.000	0-0-0	4.2	1-0	1	0	0	0	2-6.7				
vs. Louisville	3/27/15		9	4-5	.800	0-0	.000	3-4	.750	0-1-1	4.1	3-0	0	1	0	0	11-6.8				
Totals			18	604	98-210	.467	7-13	.538	28-39	.718	40-99-139	4.1	71-0	15	32	37	7	231-6.8			

2013-14 (FRESHMAN SEASON AT NC STATE)

Opponent	Date	S	Min	TOTAL		3PTERS		REBOUNDS							Pct-Avg		
				FG-FGA	Pct	3FG-FGA	Pct	FT-FTA	Pct	Off-Def-Tot	Avg	PF-FO	A	To		Blk	Stl
APPALACHIAN ST	11/8/13	*	22	0-4	.000	0-0	.000	0-0	.000	2-1-3	3.0	1-0	0	2	0	0	0-0.0
at Cincinnati	11/12/13	*	11	0-2	.000	0-0	.000	0-0	.000	1-1-2	2.5	3-0	0	0	0	0	0-0.0
CAMPBELL	11/16/13	*	7	1-1	1.000	0-0	.000	0-0	.000	0-0-0	1.7	0-0	0	2	0	0	2-0.7
N.C. CENTRAL	11/20/13		10	1-2	.500	0-0	.000	0-0	.000	1-1-2	1.8	0-0	0	0	0	0	2-1.0
FLA GULF COAST	11/26/13		15	3-6	.500	0-0	.000	0-0	.000	0-5-5	2.4	4-0	2	2	0	0	6-2.0
EASTERN KY	11/30/13		9	0-1	.000	0-0	.000	1-2	.500	0-2-2	2.3	0-0	0	0	0	0	1-1.8
NORTHWESTERN	12/4/13		15	0-1	.000	0-0	.000	1-2	.500	1-3-4	2.6	1-0	1	0	0	0	1-1.7
LONG BEACH STATE	12/7/13		16	3-6	.500	0-0	.000	0-0	.000	1-2-3	2.6	2-0	1	0	2	0	6-2.3
DETROIT	12/14/13		26	2-3	.667	0-0	.000	4-4	1.000	2-4-6	3.0	1-0	1	1	0	0	8-2.9
at Tennessee	12/18/13		23	2-3	.667	0-0	.000	1-2	.500	0-7-7	3.4	3-0	1	3	2	1	5-3.1
EAST CAROLINA	12/21/13		16	0-1	.000	0-0	.000	0-0	.000	0-2-2	3.3	0-0	2	0	0	0	0-2.8
MISSOURI	12/28/13		24	5-7	.714	0-0	.000	0-0	.000	0-3-3	3.3	1-0	0	2	0	0	10-3.4
at UNC Greensboro	12/30/13		22	2-7	.286	0-0	.000	0-0	.000	1-3-4	3.3	3-0	0	0	0	0	4-3.5
PITTSBURGH	1/4/14		17	1-3	.333	0-0	.000	0-0	.000	2-1-3	3.3	1-0	1	1	0	0	2-3.4
at Notre Dame	1/7/14	*	18	2-4	.500	0-0	.000	1-1	1.000	0-1-1	3.1	3-0	0	2	0	0	5-3.5
VIRGINIA	1/11/14	*	20	3-5	.600	0-0	.000	1-1	1.000	2-3-5	3.3	3-0	0	2	4	0	7-3.7
at Wake Forest	1/15/14	*	14	2-3	.667	0-0	.000	0-0	.000	0-5-5	3.4	4-0	1	0	1	0	4-3.7
at Duke	1/18/14	*	35	4-11	.364	0-0	.000	0-2	.000	2-3-5	3.4	2-0	0	4	1	1	8-3.9
MARYLAND	1/20/14	*	26	3-6	.5000	0-0	.000	0-0	.000	2-8-10	3.8	2-0	2	3	0	0	6-4.1
GEORGIA TECH	1/26/14	*	18	4-6	.667	0-0	.000	0-0	.000	0-3-3	3.8	4-0	0	0	0	0	8-4.3
FLORIDA STATE	1/29/14	*	28	3-7	.429	0-0	.000	1-2	.500	1-6-7	3.9	2-0	0	1	2	0	7-4.4
at North Carolina	2/1/14	*	20	0-8	.000	0-0	.000	1-2	.500	1-4-5	4.0	3-0	0	1	2	0	1-4.2
at Miami	2/8/14	*	18	0-3	.000	0-0	.000	0-2	.000	0-3-3	3.9	3-0	0	0	0	0	0-4.0
WAKE FOREST	2/11/14	*	21	2-6	.333	0-0	.000	3-6	.500	1-3-4	3.9	2-0	0	1	0	0	7-4.2
at Syracuse	2/15/14	*	33	7-11	.636	0-1	.000	0-0	.000	1-9-10	4.2	4-0	0	1	0	1	14-4.6
at Clemson	2/18/14	*	26	3-6	.500	0-0	.000	1-2	.500	0-0-0	4.0	3-0	0	2	0	2	7-4.7
at Virginia Tech	2/22/14	*	32	6-11	.545	0-0	.000	1-3	.333	2-3-5	4.0	5-1	1	2	1	0	13-5.0
NORTH CAROLINA	2/26/14	*	35	1-4	.250	0-1	.000	0-1	.333	1-9-10	4.3	3-0	0	2	4	0	2-4.9
MIAMI	3/1/14	*	32	3-7	.429	0-0	.000	7-9	.778	2-3-5	4.3	1-0	1	0	0	0	13-5.1
at Pittsburgh	3/3/14	*	19	0-3	.000	0-0	.000	0-2	.000	0-0-0	4.1	2-0	1	1	0	0	0-5.0
BOSTON COLLEGE	3/9/14	*	19	1-3	.333	0-0	.000	2-2	1.000	0-0-0	4.0	1-0	0	1	0	0	4-4.9
vs. Miami	3/13/14	*	15	2-4	.500	0-0	.000	0-0	.000	0-1-1	3.9	1-0	0	0	0	1	4-4.9
vs. Syracuse	3/14/14	*	20	1-5	.200	0-0	.000	1-2	.500	2-5-7	4.0	3-0	1	0	0	0	3-4.8
vs. Duke	3/15/14	*	15	2-4	.500	0-0	.000	1-1	1.000	1-3-4	4.0	2-0	0	0	0	0	5-4.9
vs. Xavier	3/18/14	*	11	3-3	1.000	0-0	.000	0-0	.000	0-2-2	3.9	3-0	0	1	0	0	6-4.9
vs. Saint Louis	3/20/14	*	10	1-1	1.000	0-0	.000	0-0	.000	0-0-1	3.9	1-0	0	0	0	0	2-4.8
Totals			25	718	73-168	.435	0-2	.000	27-48	.563	29-110-139	3.9	77-1	16	35	21	6 173-4.8



#25 KEVIN JOHNSON

GUARD • 6-3 • 185 • SENIOR • 3L • CINCINNATI, OHIO (SUMMIT COUNTRY DAY)

CONFERENCE AWARDS

» Weekly Honor Roll (12/19/16)

MOMENTS

» Hit the potential game-winning three-pointer with 0.8 seconds left in triple overtime against UConn (3/11/16) in the quarterfinals of the American Championship

» Sank a pair of free throws with 11 seconds remaining to help secure a 61-60 road win at Houston (1/17/14)

» Nailed a three-pointer with 36 seconds left to help send Cincinnati to a 61-58 win over UCF in 2014 American Championship quarterfinals

2016-17 Season (Senior): Tallied 15 points with a trio of threes against Tulsa (2/18) ... scored a team-high 14 points on 6-of-12 shooting with three steals at USF (2/15) ... posted 16 points on 6-of-10 shooting with a trio of threes against Temple (1/18) ... scored 15 points on 6-of-10 shooting with a trio of threes against Tulane (1/1) ... registered 12 points with a pair of threes and three assists against Marshall (12/22) ... tallied a career-high 18 points with four threes and three steals against Fairleigh Dickinson (12/17) ... scored 11 points and grabbed four rebounds in a career-high 39 minutes at Iowa State (12/1).

2015-16 Season (Junior): Played in all 33 games with two starts, averaging 6.1 points, 1.8 rebounds and 1.7 assists in 21.2 minutes ... scored a season-high 15 points with four three-pointers in 22 minutes against Houston (1/13) ... hit a three-pointer with 0.8 seconds left in the third overtime that gave UC an 88-85 lead prior to a 70-foot three-pointer by UConn guard Jalen Adams forced a fourth overtime in the 104-97 four-overtime Huskies win in the quarterfinals of the American Championship (3/11) ... reached double figures in scoring in six games ... swiped as many as three steals in three games.

2014-15 Season (Sophomore): Started 24 of 34 games played, averaging 6.5 points, 1.4 rebounds, and 1.3 assists in 21.8 minutes ... ranked third on the team in scoring in January, averaging 8.3 points with a team-best 14 three-pointers ... scored in double figures in eight games and handed out three or more assists six times ... posted a season-high 15 points with a season-best four three-pointers at Tulane (2/28) ... had 14 points with a season-best four three-pointers against Temple (1/17) ... registered 13 points with a trio of three-pointers and four rebounds at UCF (1/25) ... recorded 12 points and a season-high five rebounds with two assists and two steals at Houston (2/21).

2013-14 Season (Freshman): Played in 33 games as a reserve, averaging 3.7 points and 1.0 rebounds in 10.2 minutes ... led the team in free-throw shooting (86.7 percent), making 26 of 30 attempts, including several in clutch situations ... made his last 19 free throws of the season ... made a pair of free throws with 11 seconds left in UC's 61-60 win at Houston (1/7) ... hit a three-pointer with 36 seconds left to secure UC's win over UCF (3/13) in the quarterfinals of the American Championship ... scored a season-high 11 points on 4-of-6 shooting to go with four rebounds against Nebraska (12/28).

Prior to Cincinnati: Averaged 21 points and five rebounds as a senior at Summit Country Day, helping the Silver Knights to a 25-1 record and second-place regional finish ... guided his team to a 26-1 record and the school's first Division III state crown as a junior while averaging 14.1 points, 6.6 rebounds and 2.8 assists ... earned most valuable player award in 2012 state championship game ... tabbed co-player of the year as a junior and senior ... earned co-Mr. Basketball accolades as a senior ... selected a Top 150 prospect and Top 30 shooting guard by Rivals.com ... coached by Michael Bradley.

SEASON & CAREER STATISTICS

2016-17 SEASON

18 vs. Fairleigh Dickinson, 12/17/16	Pts	18 vs. Fairleigh Dickinson, 12/17/16
12, 3x (last at USF, 2/15/17)	FG Atts	14 vs. Robert Morris, 11/15/15
6, 4x (last at USF, 2/15/17)	FG Made	6, 4x (last at USF, 2/15/17)
8, 3x (last at SMU, 2/12/17)	3PT-FG Atts	9, 2x (last vs. Houston, 1/13/16)
4 vs. Fairleigh Dickinson, 12/17/16	3PT-FG Made	4, 5x (last vs. Fairleigh Dickinson, 12/17/16)
6 at Temple, 12/28/16	FT Atts	6, 3x (last at Temple, 12/28/16)
5 at Temple, 12/28/16	FT Made	5, 2x (last at Temple, 12/28/16)
5, 2x (last at East Carolina, 1/15/17)	Rebs	6 at Temple, 1/16/16
4, 3x (last vs. Houston, 3/2/17)	Assts	4, 5x (last vs. Houston, 3/2/17)
3, 6x (last at USF, 2/15/17)	Stls	4 vs. Wagner, 12/23/14
1, 3x (last vs. Marshall, 12/22/16)	Blks	2 vs. Stony Brook, 12/2/14
39 at Iowa State, 12/1/16	Mins	39 at Iowa State, 12/1/16

MISCELLANEOUS STATISTICS

CATEGORY	2013-14	2014-15	2015-16	2016-17	CAREER
Double-Figure Scoring Games	2	8	6	13	28
Double-Figure Rebounding Games	0	0	0	0	0
Double-Double Games	0	0	0	0	0
20-Point Scoring Games	0	0	0	0	0
Games Led UC in Scoring	0	4	2	2	8
Games Led UC in Rebounding	0	0	0	0	0
Games Led UC in Assists	0	4	3	1	8
Games With 3+ Assists	3	6	10	4	23
Games With 3+ Blocks	0	0	0	0	0
Games With 3+ Steals	0	1	3	6	10
Games With 3+ Three-Pointers	0	5	3	8	16

Personal: Born June 11, 1995 in Cincinnati, Ohio ... son of Katrice Rosser-Johnson and Kevin Johnson Sr. ... right-handed.

CAREER STATISTICS

			Total		3-Point		F-Throws		Rebounds											Scoring	
Season	gp-gs	min/avg	fg-fga	pct	fg-fga	pct	ft-fga	pct	off	def	tot	avg	pf	fo	ast	to	blk	stl	pts	avg	
2013-14	33-0	338/10.2	41-103	.398	15-48	.313	26-30	.867	14	19	33	1.0	42	0	21	17	3	13	123	3.7	
2014-15	34-24	742/21.8	74-195	.379	43-123	.350	29-44	.659	6	40	46	1.4	68	0	45	54	4	28	220	6.5	
2015-16	33-2	700/21.2	68-196	.347	40-130	.308	24-32	.750	24	34	58	1.8	51	0	55	38	2	30	200	6.1	
2016-17	30-30	855/28.5	92-234	.393	46-140	.329	29-36	.806	19	49	68	2.3	53	0	42	36	4	43	259	8.6	
TOTAL	130-56	2635/20.3	275-728	.378	144-441	.327	108-142	.761	63	142	205	1.6	214	0	163	145	13	114	802	6.2	



#25 KEVIN JOHNSON

GUARD • 6-3 • 185 • SENIOR • 3L • CINCINNATI, OHIO (SUMMIT COUNTRY DAY)

GAME-BY-GAME STATISTICS

2016-17 (SENIOR SEASON)

Opponent	Date	Total				3-Pointers		Free throws		Rebounds				pf	a	tlo	blk	stl	pts	avg	
		gs	min	fg-fga	pct	3fg-fga	pct	ft-fa	pct	off	def	tot	avg								
BROWN	11/11/16	*	18	0-3	.000	0-3	.000	0-0	.000	1	1	2	2.0	1	1	1	0	0	0.0		
ALBANY	11/14/16	*	25	2-6	.333	0-4	.000	0-0	.000	2	2	4	3.0	2	0	3	0	2	4.0		
vs Rhode Island	11/19/16	*	20	1-4	.250	1-3	.333	0-0	.000	1	0	1	2.3	3	0	2	0	0	3.2		
vs Penn State	11/20/16	*	25	1-4	.250	1-3	.333	0-2	.000	0	1	1	2.0	1	1	1	0	2	3.2		
SAMFORD	11/23/16	*	35	4-12	.333	2-8	.250	0-0	.000	1	0	1	1.8	4	2	2	0	3	10.4		
LIPSCOMB	11/26/16	*	31	4-8	.500	1-4	.250	4-5	.800	0	3	3	2.0	0	1	2	0	1	13.5		
at Iowa State	12/01-16	*	39	4-10	.400	1-5	.200	2-2	1.000	0	4	4	2.3	2	1	0	0	1	11.6		
BOWLING GREEN	12/04/16	*	28	2-4	.500	0-1	.000	2-2	1.000	0	2	2	3.3	2	1	0	1	6	6.3		
at Butler	12/10/16	*	29	2-9	.222	0-4	.000	0-0	.000	1	1	2	2.2	2	2	1	0	1	4.0		
TEXAS SOUTHERN	12/13/16	*	26	5-9	.556	0-4	.000	0-0	.000	0	2	2	2.2	1	0	0	1	10	6.4		
FAIRLEIGH DICKINSON	12/17/16	*	25	6-10	.600	4-6	.667	2-2	1.000	1	1	2	2.2	2	1	2	1	3	18.7		
MARSHALL	12/22/16	*	37	5-9	.556	2-5	.400	0-0	.000	0	2	2	2.2	2	3	1	1	2	12.7		
at Temple	12/28/16	*	27	0-3	.000	0-2	.000	0-0	.000	0	5	6	3.3	1	0	2	0	1	5.7		
TULANE	01/01/17	*	27	6-10	.600	3-6	.500	0-0	.000	0	3	3	2.3	1	2	3	0	0	15.8		
at Houston	01/07/17	*	31	2-9	.222	2-4	.500	4-4	1.000	2	3	5	2.5	2	1	1	0	1	10.8		
SMU	01/12/17	*	30	3-9	.333	3-7	.429	0-0	.000	0	0	0	2.3	1	1	0	0	0	9.8		
at East Carolina	01/15/17	*	29	2-11	.182	1-3	.333	0-0	.000	2	3	5	2.5	2	4	0	0	3	5.1		
TEMPLE	01/18/17	*	29	6-10	.600	3-5	.600	1-2	.500	0	2	2	2.4	2	4	1	0	1	16.8		
at Tulane	01/21/17	*	37	5-12	.417	3-8	.375	1-2	.500	0	2	2	2.4	2	1	2	0	3	14.8		
XAVIER	01/26/17	*	26	2-6	.333	1-3	.333	0-0	.000	1	3	4	2.5	1	1	1	1	2	5.7		
USF	01/29/17	*	19	1-8	.125	1-5	.200	0-0	.000	0	1	1	2.4	3	0	0	0	0	3.4		
at Tulsa	02/01/17	*	25	1-5	.200	0-4	.000	4-4	1.000	0	0	0	2.3	1	0	2	0	3	6.8		
UCONN	02/04/17	*	29	2-5	.400	2-4	.500	0-0	.000	0	2	2	2.3	0	1	1	0	0	6.2		
UCF	02/08/17	*	20	3-5	.600	3-5	.600	0-0	.000	0	0	0	2.2	1	0	1	0	0	9.2		
at SMU	02/12/17	*	33	5-10	.500	3-8	.375	0-0	.000	0	2	2	2.2	3	2	2	0	2	13.4		
at USF	02/15/17	*	30	6-12	.500	2-6	.333	0-0	.000	1	0	1	2.2	3	1	1	0	3	14.8		
TULSA	02/18/17	*	31	5-8	.625	3-5	.600	2-2	1.000	3	0	3	2.2	1	1	2	0	2	15.9		
MEMPHIS	02/23/17	*	29	2-9	.222	2-7	.286	1-2	.500	1	2	3	2.2	1	3	0	0	1	7.8		
at UCF	02/26/17	*	29	2-6	.333	1-4	.250	1-1	1.000	1	1	2	2.2	4	1	1	0	2	6.7		
HOUSTON	03/02/17	*	36	3-8	.375	1-4	.250	0-0	.000	0	4	4	2.3	0	4	0	0	2	7.8		
Totals			30	855	92-234	.393	46-140	.329	29-36	.806	19	49	68	23	53	42	36	4	43	259	8.6

2015-16 (JUNIOR SEASON)

Opponent	Date	gs	min	Total		3-Pointers		Free throws		Rebounds			pf	a	tlo	blk	stl	pts	avg		
				fg-fga	pct	3fg-fga	pct	ft-fa	pct	off	def	tot								avg	
WESTERN CAROLINA	11/13/15		20	2-7	.286	1-5	.200	1-2	.500	0	1	1	1	0	2	3	0	0	6.0		
ROBERT MORRIS	11/15/15		23	5-14	.357	4-9	.444	0-0	.000	3	1	4	2	5	2	3	0	0	14.0		
at Bowling Green	11/18/15		20	3-8	.375	2-6	.333	0-0	.000	0	1	1	2	0	2	2	1	0	8.9		
ARKANSAS-PINE BLUFF	11/22/15		15	1-6	.167	0-3	.000	3-3	1.000	0	0	0	1	5	2	2	0	1	5.8		
SE LOUISIANA	11/24/15		18	1-7	.143	1-4	.250	0-0	.000	0	1	1	1	4	3	2	0	2	3.7		
vs Nebraska	11/27/15		25	1-5	.200	1-3	.333	1-2	.500	3	2	5	2	0	1	3	1	0	4.7		
vs George Washington	11/28/15		25	5-9	.556	1-5	.200	0-0	.000	2	0	2	2	0	1	0	0	0	11.7		
BUTLER	12/2/15		26	3-5	.600	2-3	.667	1-2	.500	0	1	1	1	9	3	1	2	0	9.7		
MORGAN STATE	12/6/15		22	4-8	.500	2-6	.333	0-0	.000	2	1	3	2	0	1	3	0	2	10.7		
at Xavier	12/12/15		16	1-2	.500	1-2	.500	0-0	.000	0	0	0	1	8	2	1	3	0	3.7		
NORFOLK STATE	12/15/15		10	0-2	.000	0-2	.000	0-0	.000	1	0	1	1	7	3	1	3	0	0.6		
at VCU	12/19/15		15	0-2	.000	0-2	.000	4-4	1.000	0	1	1	1	7	1	0	0	0	4.4		
IOWA STATE	12/22/15		19	3-4	.750	2-3	.667	0-0	.000	1	0	1	1	6	3	0	2	0	8.5		
TEMPLE	12/29/15		13	1-4	.250	1-3	.333	0-0	.000	0	0	0	1	5	2	0	1	0	3.6		
TULSA	12/16		21	2-8	.250	2-5	.400	1-2	.500	1	0	1	1	5	1	1	2	0	7.6		
at SMU	01/07/16		12	2-4	.500	1-3	.333	0-0	.000	0	0	0	1	4	0	0	0	0	5.6		
at USF	1/10/16		17	1-4	.250	0-3	.000	0-0	.000	0	2	2	1	4	2	2	0	0	2.0		
HOUSTON	1/13/16		22	5-12	.417	4-9	.444	1-2	.500	0	3	3	1	5	0	1	0	2	15.6		
at Temple	01/16/16		24	1-7	.143	0-5	.000	0-0	.000	2	4	6	1	7	1	4	3	0	2.6		
MEMPHIS	01/21/16		20	3-7	.429	1-5	.200	2-3	.667	1	3	4	1	9	3	1	0	0	9.6		
TULANE	01/24/16		18	0-2	.000	0-1	.000	3-4	.750	0	2	2	1	9	2	1	0	0	3.2		
at UCONN	1/28/16		16	1-5	.200	1-4	.250	0-0	.000	0	0	0	1	8	4	1	0	1	3.1		
USF	02/04/16		17	2-4	.500	1-3	.333	4-4	1.000	0	2	2	1	8	1	1	2	0	9.2		
at Memphis	2/6/16		13	0-3	.000	0-2	.000	0-0	.000	0	0	0	1	7	4	0	2	0	6.0		
at UCF	2/9/16		33	5-11	.455	3-4	.750	0-0	.000	2	1	3	1	8	2	2	0	3	13.2		
EAST CAROLINA	2/13/16		29	5-10	.500	3-8	.375	0-0	.000	0	2	2	1	8	0	3	1	0	13.6		
at Tulsa	02/18/16		21	1-7	.143	0-3	.000	0-0	.000	0	1	1	1	7	1	3	0	0	2.6		
UCONN	2/20/16		21	3-5	.600	2-3	.667	0-0	.000	1	1	2	1	8	0	0	2	0	8.4		
at East Carolina	2/27/16	*	36	1-7	.143	0-4	.000	0-0	.000	2	2	4	1	8	1	3	0	0	2.2		
at Houston	3/3/16	*	31	1-4	.250	1-3	.333	0-0	.000	1	1	2	1	8	3	2	1	1	3.1		
SMU	03/06/16		24	2-4	.500	1-3	.333	2-2	1.000	0	0	0	1	8	1	1	1	3	7.2		
vs UCONN	3/11/16		35	2-6	.333	2-4	.500	1-2	.500	0	0	0	1	7	1	1	0	0	7.2		
vs Saint Joseph's	3/18/16		23	1-3	.333	0-2	.000	0-0	.000	2	1	3	1	8	1	3	0	0	2.6		
Totals			2	700	68-196	.347	40-130	.308	24-32	.750	24	34	58	18	51	55	38	2	30	200	6.1

2014-15 (SOPHOMORE SEASON)

Opponent	Date	gs	min	Total		3-Pointers		Free throws		Rebounds			pf	a	tlo	blk	stl	pts	avg			
				fg-fga	pct	3fg-fga	pct	ft-fra	pct	off	def	tot								avg		
SAINT FRANCIS	11/14/14		17	3-5	.600	0-2	.000	1-2	.500	0	0	0	0	1	2	2	0	1	7.0			
MOREHEAD STATE	11/19/14		4	0-0	.000	0-0	.000	0-0	.000	0	0	0	0	0	0	0	0	0	3.5			
EASTERN ILLINOIS	11/23/14	*	18	0-6	.000	0-5	.000	2-3	.667	0	3	3	1	0	2	1	3	0	2.30			
N.C. CENTRAL	11/25/14	*	23	3-5	.600	3-4	.750	0-0	.000	0	0	0	0	0	0	1	1	0	9.45			
vs Middle Tennessee	11/28/14	*	23	2-6	.333	2-5	.400	0-0	.000	0	3	3	1	2	0	0	3	0	6.48			
vs Ole Miss	11/29/14	*	32	1-6	.167	0-5	.000	0-0	.000	0	1	1	1	2	2	1	0	0	2.43			
STONY BROOK	12/02/14	*	25	4-6	.667	2-2	1.000	2-5	.400	0	3	3	1	4	3	1	1	2	12.54			
at Nebraska	12/13/14	*	25	1-7	.143	1-5	.200	0-0	.000	0	1	1	1	4	3	0	1	0	3.51			
SAN DIEGO STATE	12/17/14	*	21	2-3	.667	1-2	.500	4-4	1.000	0	1	1	3	3	1	3	0	1	9.56			
VCU	12/20/14	*	17	1-3	.333	0-2	.000	0-0	.000	0	0	0	1	2	1	0	3	0	2.52			
WAGNER	12/23/14	*	18	5-8	.625	1-3	.333	0-0	.000	0	2	2	1	3	2	3	1	0	4	11.57		
at NC State	12-30-14	*	24	1-5	.200	0-3	.000	0-0	.000	0	0	0	1	2	3	1	1	0	2	5.54		
SMU	01/03/15	*	16	1-3	.333	1-3	.333	2-2	1.000	0	1	1	1	2	4	0	4	1	5	5.54		
EAST CAROLINA	01/06/15	*	21	5-9	.556	2-4	.500	0-1	.000	0	0	1	1	1	0	0	1	0	1	12.59		
at 11/15/15	*	25	1-4	.25	.125	0-4	.000	4-4	1.000	0	2	2	1	2	4	2	1	0	6	5.59		
at Memphis	11/15/15	*	25	2-5	.400	1-4	.250	0-0	.000	0	0	1	1	1	1	0	0	2	5.58			
TEMPLE	01/17/15	*	31	5-7	.714	4-5	.800	0-0	.000	0	1	2	1	2	2	2	0	0	2	14.63		
HOUSTON	01/21/15	*	20	1-5	.200	1-3	.333	0-0	.000	0	1	1	1	2	3	2	0	0	1	3.61		
at UCF	01/25/15	*	23	3-9	.333	3-7	.429	4-4	1.000	1	3	4	3	3	0	1	0	0	2	13.65		
UCONN	01/29/15	*	24	2-4	.500	2-4	.500	2-4	.500	0	0	0	1	3	4	2	1	0	2	8.66		
at East Carolina	02/01/15	*	28	1-8	.125	0-7	.000	0-0	.000	0	1	1	2	4	3	2	1	0	2	6.63		
at SMU	02/05/15	*	22	0-4	.000	0-2	.000	0-0	.000	0	0	0	1	2	2	2	3	0	1	0.60		
USF	02/07/15	*	22	4-11	.364	3-6	.500	0-0	.000	0	1	1	1	2	3	3	1	0	0	11.63		
at Temple	02/10/15	*	36	2-9	.222	2-5	.400	0-2	.000	1	2	2	3	3	1	3	1	0	1	6.63		
TULANE	02/14/15	*	27	1-4	.250	0-2	.000	0-0	.000	0	2	2	1	3	1	3	2	0	1	2.61		
XAVIER	02/18/15	*	14	1-4	.250	0-2	.000	0-0	.000	0	1	1	1	3	1	0	2	0	1	2.59		
at Houston	2/21/15		31	4-8	.500	2-4	.500	2-3	.667	0	5	5	4	2	2	4	0	2	12.61			
UCF	02/25/15		15	3-3	1.000	2-2	1.000	0-0	.000	0	1	1	1	4	0	0	4	0	8	6.22		
at Tulane	02/28/15		21	5-8	.625	4-6	.667	1-2	.500	1	1	2	4	4	2	0	0	1	15.65			
at Tulsa	03/04/15		15	3-7	.429	1-4	.250	1-2	.500	2	0	2	4	1	1	1	0	0	8	6.66		
MEMPHIS	03/08/15		20	2-7	.286	1-4	.250	4-6	.667	0	1	1	4	1	1	2	0	1	9	6.66		
vs UConn	3/13/15		15	1-4	.250	1-1	1.000	0-0	.000	0	0	0	1	4	1	1	2	0	0	3.65		
vs Purdue	3/19/15		22	3-5	.600	2-4	.500	0-0	.000	0	1	1	4	1	2	0	0	0	8	6.66		
vs Kentucky	3/21/15		19	1-13	.333	1-2	.500	0-0	.000	0	0	1	1	4	1	0	2	0	0	3.65		
Totals			24	742	74	195	43	123	350	29	44	659	6	40	146	14	68	45	54	28	220	6.5



#32 JON KOZ

GUARD • 6-1 • 190 • FRESHMAN • HS • CLEVELAND, OHIO/BAY HS

2016-17 Season (Freshman): Handed out an assist and pulled down a rebound in three minutes against USF (1/29) ... grabbed a rebound and handed out an assist in one minute against Bowling Green (12/4).

Prior to Cincinnati: Averaged 21.6 points, 4.8 rebounds and 2.4 assists as a senior at Bay High School, helping lead the Rockets to a 25-4 record and the school's first appearance in the Division II state semifinals ... set the school record for career points (1,279) and points in a season (604 as a senior) ... named the Great Lakes Conference Most Valuable Player in 2015-16 ... named all-state twice and all-conference three times ... helped lead Bay High School to two conference championships ... three-year starting quarterback on football team, missed most of senior campaign due to injury but still helped the Rockets to a 10-win season ... guided the team to the school's first playoff wins as a junior ... coached in basketball by Jared Shetzer and football by Ron Rutt.

Personal: Born December 19, 1997 in Cleveland, Ohio ... Son of Courtney and John Koz ... Has three sisters: Chloe, Claudia and Kayla ... His cousin, Matt Koz, wrestled at Chattanooga ... His dad played football at Baldwin Wallace ... right-handed.

SEASON & CAREER STATISTICS

2016-17 SEASON		CAREER
0	Pts	0
1 vs. USF, 1/29/17	FG Atts	1 vs. USF, 1/29/17
0	FG Made	0
1, 2x (last vs. USF, 1/29/17)	3PT-FG Atts	1, 2x (last vs. USF, 1/29/17)
0	3PT-FG Made	0
0	FT Atts	0
0	FT Made	0
1, 2x (last vs. USF, 1/29/17)	Rebs	1, 2x (last vs. USF, 1/29/17)
1, 2x (last vs. USF, 1/29/17)	Assts	1, 2x (last vs. USF, 1/29/17)
0	Stls	0
0	Blks	0
3 vs. USF, 1/29/17	Mins	3 vs. USF, 1/29/17

MISCELLANEOUS STATISTICS

CATEGORY	2016-17	CAREER
Double-Figure Scoring Games	0	0
Double-Figure Rebounding Games	0	0
Double-Double Games	0	0
20-Point Scoring Games	0	0
Games Led UC in Scoring	0	0
Games Led UC in Rebounding	0	0
Games Led UC in Assists	0	0
Games With 3+ Assists	0	0
Games With 3+ Blocks	0	0
Games With 3+ Steals	0	0
Games With 3+ Three-Pointers	0	0


GAME-BY-GAME STATISTICS

2016-17 (FRESHMAN SEASON)

Opponent	Date	gs	min	Total fg-fga	pct	3-Pointers 3fg-fga	pct	Free throws ft-fa	pct	Rebounds off def tot	avg	pf	a	to	blk	stl	pts	avg
ALBANY	11/14/16	1	0-0	.000	0-0	.000	0-0	.000	0	0	0	0	0	0	0	0	0	0.0
BOWLING GREEN	12/04/16	1	0-0	.000	0-0	.000	0-0	.000	0	1	1	0.5	0	1	0	0	0	0.0
TEXAS SOUTHERN	12/13/16	1	0-1	.000	0-1	.000	0-0	.000	0	0	0	0.3	0	0	0	0	0	0.0
FAIRLEIGH DICKINSON	12/17/16	2	0-0	.000	0-0	.000	0-0	.000	0	0	0	0.3	0	0	0	0	0	0.0
TULANE	01/01/17	2	0-0	.000	0-0	.000	0-0	.000	0	0	0	0.2	0	0	0	0	0	0.0
USF	01/29/17	3	0-1	.000	0-1	.000	0-0	.000	0	1	1	0.3	0	1	0	0	0	0.0
Totals		0	10	0-2	.000	0-2	.000	0-0	.000	0	2	2	0.3	0	2	0	0	0.0

CAREER STATISTICS

Season	gp-gs	min/avg	Total fg-fga	pct	3-Point fg-fga	pct	F-Throws ft-fa	pct	Rebounds off def tot	avg	pf	fo	ast	to	blk	stl	Scoring pts	avg
2016-17	6-0	10/1.7	0-2	.000	0-2	.000	0-0	.000	0	2	2	0.3	0	0	2	0	0	0.0
TOTAL	6-0	10/1.7	0-2	.000	0-2	.000	0-0	.000	0	2	2	0.3	0	0	2	0	0	0.0



#33 NYSIER BROOKS

CENTER • 6-11 • 240 • FRESHMAN • HS • PHILADELPHIA, PA./ADVANCED PREP INTERNATIONAL

2016-17 Season (Freshman): Scored eight points in a season-high 16 minutes against USF (1/29) ... had four points, three rebounds and two blocks in 12 minutes against No. 24/22 Xavier ... registered a career-high five blocks with four rebounds at East Carolina (1/15) ... had eight points with three rebounds against Fairleigh Dickinson (12/17) ... scored a basket and grabbed four rebounds in eight minutes at Iowa State (12/1) ... posted 10 points on 4-of-5 shooting with four rebounds and three blocks against Samford (11/23).

Prior to Cincinnati: Averaged 14 points, eight rebounds and three assists in 2015-16 with Advanced Prep International ... posted double-double numbers at Life Center Academy (Burlington, New Jersey) during the 2014-15 season, averaging 14 points and 12 rebounds to go along with four blocks ... tabbed a three-star prospect according to all recruiting sites.

Personal: Born Dec. 5, 1996 in Philadelphia, Pennsylvania ... son of Monique Brooks and John Mitchell ... guardian is James Johns ... Has four brothers: Nyeem Brooks, Nymier Brooks, Knoney Mitchell and Ethan Mitchell as well as four sisters: Napree Brooks, Brittany Mitchell, Kaniyah Mitchell and Nyeera Mitchell ... right-handed.

SEASON & CAREER STATISTICS

2016-17 SEASON			CAREER		
10 vs. Samford, 11/23/16	Pts	10 vs. Samford, 11/23/16			
5, 2x (last vs. Fairleigh Dickinson, 12/17/16)	FG Atts	5, 2x (last vs. Fairleigh Dickinson, 12/17/16)			
4 vs. Samford, 11/23/16	FG Made	4 vs. Samford, 11/23/16			
0	3PT-FG Atts	0			
0	3PT-FG Made	0			
4, 4x (last at USF 2/15/17)	FT Atts	4, 4x (last at USF 2/15/17)			
2, 6x (last vs. Memphis, 2/23/17)	FT Made	2, 6x (last vs. Memphis, 2/23/17)			
4, 3x (last at East Carolina, 1/15/17)	Rebs	4, 3x (last at East Carolina, 1/15/17)			
1, 2x (last at Tulane, 1/21/17)	Assts	1, 2x (last at Tulane, 1/21/17)			
1, 3x (last vs. Fairleigh Dickinson, 12/17/16)	Stls	1, 3x (last vs. Fairleigh Dickinson, 12/17/16)			
5 at East Carolina, 1/15/17	Blks	5 at East Carolina, 1/15/17			
16 vs. USF, 1/29/17	Mins	16 vs. USF, 1/29/17			

MISCELLANEOUS STATISTICS

CATEGORY	2016-17	CAREER
Double-Figure Scoring Games	1	1
Double-Figure Rebounding Games	0	0
Double-Double Games	0	0
20-Point Scoring Games	0	0
Games Led UC in Scoring	0	0
Games Led UC in Rebounding	0	0
Games Led UC in Assists	0	0
Games With 3+ Assists	0	0
Games With 3+ Blocks	2	2
Games With 3+ Steals	0	0
Games With 3+ Three-Pointers	0	0

GAME-BY-GAME STATISTICS

2016-17 (FRESHMAN SEASON)

Opponent	Date	gs	min	Total		3-Pointers		Free throws		Rebounds										
				fg-fga	pct	3fg-fga	pct	f-fa	pct	off	def	tot	avg	pf	a	to	blk	stl	pts	avg
BROWN	11/11/16	8	0-0	.000	0-0	.000	1-2	.500	0	1	1	1.0	2	0	0	0	0	1	1.0	
ALBANY	11/14/16	7	0-1	.000	0-0	.000	1-2	.500	0	1	1	1.0	2	1	0	0	0	1	1.0	
vs Rhode Island	11/19/16	1	0-0	.000	0-0	.000	1-2	.500	0	0	0	0.7	0	0	1	0	0	1	1.0	
vs Penn State	11/20/16	4	0-2	.000	0-0	.000	0-0	.000	1	1	0	0.8	2	0	1	0	1	0	0.8	
SAMFORD	11/23/16	15	4-5	.800	0-0	.000	2-3	.667	2	2	4	1.4	0	0	1	3	1	10	2.6	
LIPSCOMB	11/26/16	9	2-4	.500	0-0	.000	1-1	1.000	0	0	0	1.2	2	0	0	0	0	5	3.0	
at Iowa State	12-01-16	8	1-1	1.000	0-0	.000	0-0	.000	3	1	4	1.6	1	0	2	0	0	2	2.9	
BOWLING GREEN	12/04/16	13	2-3	.667	0-0	.000	2-4	.500	1	0	1	1.5	3	0	0	0	0	6	3.3	
at Butler	12/10/16	1	0-0	.000	0-0	.000	0-0	.000	0	0	0	1.3	0	0	0	0	0	0	2.9	
TEXAS SOUTHERN	12/13/16	10	2-3	.667	0-0	.000	2-2	1.000	0	2	2	1.4	2	0	0	1	0	6	3.2	
FAIRLEIGH DICKINSON	12/17/16	15	3-5	.600	0-0	.000	2-4	.500	1	2	3	1.5	2	0	0	1	1	8	3.6	
MARSHALL	12/22/16	10	1-2	.500	0-0	.000	0-0	.000	0	0	0	1.4	1	0	0	1	0	2	3.5	
at Temple	12/28/16	3	0-1	.000	0-0	.000	0-0	.000	1	1	2	1.5	2	0	1	1	0	0	3.2	
TULANE	01/01/17	15	2-3	.667	0-0	.000	1-2	.500	0	1	1	1.4	5	0	1	1	0	5	3.4	
at Houston	1/7/17	5	0-0	.000	0-0	.000	0-0	.000	0	1	1	1.4	1	0	1	0	0	0	3.1	
SMU	01/12/17	2	0-0	.000	0-0	.000	0-0	.000	0	0	0	1.3	1	0	0	0	0	0	2.9	
at East Carolina	01/15/17	13	1-3	.333	0-0	.000	0-0	.000	1	3	4	1.5	1	0	2	5	1	2	2.9	
TEMPLE	01/18/17	9	1-1	1.000	0-0	.000	0-0	.000	1	0	1	1.4	1	0	0	2	0	2	2.8	
at Tulane	01/21/17	12	0-1	.000	0-0	.000	0-0	.000	2	1	3	1.5	4	1	3	0	0	0	2.7	
XAVIER	01/26/17	12	2-3	.667	0-0	.000	0-0	.000	2	1	3	1.6	4	0	0	2	0	4	2.8	
USF	01/29/17	16	3-3	1.000	0-0	.000	2-4	.500	0	1	1	1.6	2	0	3	0	0	8	3.0	
at SMU	02/12/17	1	0-0	.000	0-0	.000	0-0	.000	0	0	0	1.5	0	0	0	1	0	0	2.9	
at USF	02/15/17	5	0-0	.000	0-0	.000	1-4	.250	0	1	1	1.5	0	0	0	0	0	1	2.8	
TULSA	02/18/17	8	1-2	.500	0-0	.000	1-2	.500	1	1	2	1.5	4	0	2	1	0	3	2.8	
MEMPHIS	02/23/17	8	1-1	1.000	0-0	.000	2-2	1.000	1	1	2	1.5	1	0	0	0	0	4	2.8	
at UCF	2/26/17	6	1-1	1.000	0-0	.000	0-0	.000	0	1	1	1.5	1	0	0	0	0	2	2.8	
HOUSTON	03/02/17	6	0-0	.000	0-0	.000	0-0	.000	0	2	2	1.5	0	0	0	1	0	0	2.7	
Totals		0	222	27-45	.600	0-0	.000	19-34	.559	16	25	41	1.5	44	2	18	21	4	73	2.7

CAREER STATISTICS

Season	gp-gs	min/avg	Total	fg-fga	pct	3-Point	fg-fga	pct	F-Throws	ft-fa	pct	Rebounds	off	def	tot	avg	pf	fo	ast	to	blk	stl	pts	avg
2016-17	27-0	222/8.2	27-45	.600	0-0	.000	19-34	.559	16	25	41	1.5	44	1	2	18	21	4	73	2.7				
TOTAL	27-0	222/8.2	27-45	.600	0-0	.000	19-34	.559	16	25	41	1.5	44	1	2	18	21	4	73	2.7				



#34 JARRON CUMBERLAND

GUARD • 6-5 • 218 • FRESHMAN • HS • WILMINGTON, OHIO/WILMINGTON HS

CONFERENCE AWARDS

- » Player of the Week (1/30/17)
- » Rookie of the Week (2x: 1/2/17 & 12/19/16)

MOMENTS

- » Scored a career-high 26 points on 8-of-11 shooting with six threes vs. USF (1/29)
- » Helped spark UC's comeback against No. 24/22 Xavier, scoring 13 of his 15 points in the second half (1/26)
- » Scored 19 points on 6-of-8 shooting with a trio of threes against Tulane (1/1)
- » Posted 18 points on 7-of-9 shooting with four threes and six rebounds against Texas Southern (12/13)

2016-17 Season (Freshman): Tallied 11 points and five assists at UCF (2/26) ... posted a career-high with 26 points on 8-of-11 shooting with six threes and four steals against USF (1/29) ... scored 13 of his 15 points during Cincinnati's second-half comeback against No. 24/22 Xavier (1/26) ... tallied a season-high 19 points on 6-of-8 shooting with a trio of threes against Tulane (1/1) ... scored 11 points with a trio of threes and a season-high five assists against Fairleigh Dickinson (12/17) ... posted 18 points on 7-of-9 shooting with four threes and six rebounds against Texas Southern (12/13) ... posted 17 points on 4-of-6 shooting from the field and 8-of-10 shooting from the foul line to go with three steals against Lipscomb (11/26) ... netted 11 points on 4-of-6 shooting with a pair of threes against Albany (11/14).

Prior to Cincinnati: Averaged 29.6 points, 7.4 rebounds, 3.6 steals and 3.2 assists while shooting 57.4 percent (303 of 528) from the field as a senior at Wilmington High School ... helped lead the Hurricane to a 27-2 record and the semifinals of the OHSAA Division I playoffs ... finished as the school's all-time leading scorer with 2,383 points ... posted a school-record 52 points against Washington Court House (2/11/16) ... named a finalist for the Ohio Mr. Basketball Award and a McDonald's All-American nominee ... scored a team-high 15 points and was named most valuable player of the 2016 Ohio-Kentucky All-Star game ... averaged 24.5 points, 7.5 rebounds and 3.3 assists as a junior ... averaged 17.8 points, 5.4 rebounds, 2.0 assists and 1.8 steals during AAU action with King James (Ohio) during the 2015 summer, later earning Third Team All-Peach Jam honors during Nike EYBL action ... earned First Team Associate Press Division I All-Ohio honors as a junior and senior ... ranked at No. 55 on ESPN's Top 100 prospects list ... tabbed as a four-star prospect by Rivals.com, Scout.com and 247 Sports.

Personal: Born Sept. 22, 1997 in Wilmington, Ohio ... son of Cheryl and Scott Cumberland ... has two sisters, Ebony and Chasity ... right-handed ... first name pronounced "JAIR-in."

SEASON & CAREER STATISTICS

2016-17 SEASON

	Pts	CAREER
26 vs. USF, 1/29/17	26 vs. USF, 1/29/17	
11 vs. USF, 1/29/17	11 vs. USF, 1/29/17	
8 vs. USF, 1/29/17	8 vs. USF, 1/29/17	
9 vs. USF, 1/29/17	9 vs. USF, 1/29/17	
6 vs. USF, 1/29/17	6 vs. USF, 1/29/17	
10 vs. Lipscomb, 11/26/16	10 vs. Lipscomb, 11/26/16	
8 vs. Lipscomb, 11/26/16	8 vs. Lipscomb, 11/26/16	
6, 2x (last vs. Texas Southern, 12/13/16)	6, 2x (last vs. Texas Southern, 12/13/16)	
5, 2x (last at UCF, 2/26/17)	5, 2x (last at UCF, 2/26/17)	
4, 2x (last vs. UConn, 2/4/17)	4, 2x (last vs. UConn, 2/4/17)	
1, 6x (last vs. USF, 1/29/17)	1, 6x (last vs. USF, 1/29/17)	
31 at USF, 2/15/17	31 at USF, 2/15/17	

MISCELLANEOUS STATISTICS

CATEGORY	2016-17	CAREER
Double-Figure Scoring Games	10	10
Double-Figure Rebounding Games	0	0
Double-Double Games	0	0
20-Point Scoring Games	1	1
Games Led UC in Scoring	4	4
Games Led UC in Rebounding	1	1
Games Led UC in Assists	2	2
Games With 3+ Assists	5	5
Games With 3+ Blocks	0	0
Games With 3+ Steals	3	3
Games With 3+ Three-Pointers	5	5


GAME-BY-GAME STATISTICS

2016-17 (FRESHMAN SEASON)

Opponent	Date	gs	min	Total	fg-fga	pct	3fg-fga	pct	ft-fa	pct	off	def	tot	avg	pf	a	t/o	blk	stl	pts	avg
BROWN	11/11/16	13	1-3	.333	0-2	.000	1-3	.333	0	0	0	0	0	0	1	2	0	1	2	3	3.0
ALBANY	11/14/16	19	4-6	.667	2-4	.500	1-1	1.000	1	1	2	1	1	1	1	0	0	0	11	7.0	
vs Rhode Island	11/19/16	15	0-1	.000	0-1	.000	0-1	.000	2	0	2	1	3	3	1	0	0	0	0	4	7
vs Penn State	11/20/16	12	1-3	.333	0-2	.000	0-1	.000	0	1	1	1	3	0	3	0	0	1	2	4.0	
SAMFORD	11/23/16	8	0-1	.000	0-1	.000	0-0	.000	1	1	2	1	4	0	1	0	0	0	0	3.2	
LIPSCOMB	11/26/16	22	4-6	.667	1-3	.333	8-10	.800	0	1	1	1	3	1	1	2	1	3	17	5.5	
at Iowa State	12-01-16	7	0-2	.000	0-1	.000	0-0	.000	0	0	0	1	1	0	0	0	0	0	0	4.7	
BOWLING GREEN	12/04/16	18	1-7	.143	0-2	.000	0-0	.000	3	3	6	1	8	2	3	1	1	1	2	4.4	
at Butler	12/10/16	9	1-3	.333	0-1	.000	2-2	1.000	1	0	1	1	7	3	1	1	0	1	4	4.3	
TEXAS SOUTHERN	12/13/16	24	7-9	.778	4-4	1.000	0-0	.000	3	3	6	2	1	1	1	0	1	1	18	5.7	
FAIRLEIGH DICKINSON	12/17/16	20	4-8	.500	3-6	.500	0-0	.000	1	3	4	2	3	5	0	0	1	1	11	6.2	
MARSHALL	12/22/16	7	0-2	.000	0-2	.000	0-0	.000	2	2	1	0	0	2	1	1	0	1	0	2	5.8
at Temple	12/28/16	19	2-6	.333	2-4	.500	0-1	.000	3	2	5	2	3	2	3	0	0	0	6	5.8	
TULANE	01/01/17	26	6-8	.750	3-3	1.000	4-6	.667	1	3	4	2	4	4	1	3	1	2	19	6.8	
at Houston	1/7/17	16	1-3	.333	0-2	.000	0-0	.000	0	0	2	2	4	2	1	2	0	0	2	6.5	
SMU	01/12/17	11	1-3	.333	1-3	.333	3-4	.750	0	2	2	2	4	1	1	1	0	0	6	6.4	
at East Carolina	01/15/17	21	1-7	.143	0-4	.000	2-3	.667	2	2	4	2	5	2	1	0	0	1	4	6.3	
TEMPLE	01/18/17	23	1-4	.250	1-2	.500	2-2	1.000	0	2	2	2	4	3	1	0	0	1	5	6.2	
at Tulane	01/21/17	16	2-2	1.000	0-0	.000	0-0	.000	0	1	1	2	4	1	2	3	0	0	4	6.1	
XAVIER	01/26/17	21	5-9	.556	2-5	.400	3-8	.375	1	3	4	2	5	3	1	1	0	0	15	6.6	
USF	01/29/17	20	8-11	.727	6-9	.667	4-7	.571	0	3	3	2	5	0	3	0	1	4	26	7.5	
at Tulsa	02/01/17	20	1-3	.333	0-2	.000	2-5	.400	0	0	0	2	4	4	1	1	0	2	4	7.3	
UCONN	02/04/17	21	5-9	.556	3-7	.429	2-2	1.000	0	2	2	2	3	2	1	1	0	4	15	7.7	
UCF	02/08/17	19	1-4	.250	0-2	.000	1-1	1.000	0	0	0	2	3	0	4	0	0	1	3	7.5	
at SMU	02/12/17	7	1-2	.500	1-2	.500	0-0	.000	1	0	1	2	2	2	0	0	1	0	3	7.3	
at USF	02/15/17	31	3-6	.500	1-3	.333	0-1	.000	2	2	4	2	3	2	2	1	1	0	1	7.3	
MEMPHIS	02/23/17	22	3-7	.429	1-4	.250	2-2	1.000	1	1	2	2	3	1	4	1	1	0	9	7.3	
at UCF	2/26/17	28	3-8	.375	0-4	.000	5-8	.625	3	0	3	2	3	1	5	2	0	0	11	7.5	
HOUSTON	03/02/17	21	4-7	.571	2-5	.400	0-0	.000	1	2	3	2	3	4	0	4	0	1	10	7.6	
Totals		0	516	71-150	.473	.33-90	.367	44-70	.629	27	40	67	2.3	51	49	28	8	27	219	7.6	

CAREER STATISTICS

Season	gp-gs	min/avg	Total	fg-fga	pct	3-Point	fg-fga	pct	F-Throws	ft-fa	pct	Rebounds	off	def	tot	avg	Scoring	pf	fo	ast	to	blk	stl	pts	avg
2016-17	29-0	516/17.8	71-150	.473	.33-90	.367	44-70	.629	27	40	67	2.3	51	0	49	28	8	27	219	7.6					
TOTAL	29-0	516/17.8	71-150	.473	.33-90	.367	44-70	.629	27	40	67	2.3	51	0	49	28	8	27	219	7.6					



#45 ZACK TOBLER

FORWARD • 6-5 • 225 • SENIOR • 3L • FORT MITCHELL, KY. (COVINGTON CATHOLIC HIGH SCHOOL)

MOMENTS

- » Made his first career start on Senior Night vs. Houston (3/2/17), scoring the first basket of the game and converting a free throw for the last point in the contest.
- » Made his first career three-pointers against Bowling Green (12/4/16)
- » Scored five points - all free throws - against Arkansas-Pine Bluff (11/22/15)
- » Netted his first career field goal in the closing moments against East Carolina (1/6/15)
- » Walk-on scored his first career point, sinking a free throw against Stony Brook (12/2/14)

2016-17 Season (Senior): Made his first career start on Senior Night vs. Houston (3/2), scoring the first basket of the game and converting a free throw for the game's last point ... hit a three-pointer in three minutes against Tulane (1/1) ... tallied five points and two rebounds in six minutes vs. Fairleigh Dickinson (12/17) ... made his first career three-pointer in two minutes of action against Bowling Green (12/4).

2015-16 Season (Junior): Saw action in six games as a reserve walk-on, averaging 1.5 points and 0.5 rebounds in 2.8 minutes ... Scored five points on 5-of-6 shooting from the free throw line against Arkansas-Pine Bluff (11/22) ... selected to The American's All-Academic Team.

2014-15 Season (Sophomore): Played in eight games as a reserve walk-on, averaging 0.4 points and 0.1 rebounds in 1.4 minutes ... made his first career field goal against East Carolina (1/6) ... scored his first career point from the foul line against Stony Brook (12/2).

2013-14 Season (Freshman): Played in eight games as a reserve walk-on, averaging 0.0 points and 0.3 rebounds in 1.6 minutes ... grabbed a rebound in his first career game against Appalachian State (11/16).

Prior to Cincinnati: Averaged 14 points and eight rebounds as a senior at Covington Catholic High School, helping the Colonels to a 27-7 record, the district championship and second-place region finish ... scored 36 points in a game his junior season - the fourth most in school history for a single game ... coached in basketball by Scott Ruthsatz ... played goalie on the school's lacrosse team his junior and senior seasons.

Personal: Born Oct. 22, 1994 in Fort Mitchell, Kentucky. ... son of Liz and Matt Tobler ... has one brother, Jordan and one sister, Lauren ... right-handed.

SEASON & CAREER STATISTICS

2016-17 SEASON

		CAREER
5 vs. Fairleigh Dickinson, 12/17/16	Pts	5, 2x (last vs. Fairleigh Dickinson, 12/17/16)
3 vs. Bowling Green, 12/4/16	FG Atts	3 vs. Bowling Green, 12/4/16
1, 4x (last vs. Houston, 3/2/17)	FG Made	1, 7x (last vs. Houston, 3/2/17)
1, 3x (last vs. USF, 1/29/17)	3PT-FG Atts	1, 6x (last vs. USF, 1/29/17)
1, 2x (last vs. Tulane, 1/1/17)	3PT-FG Made	1, 2x (last vs. Tulane, 1/1/17)
3 vs. Fairleigh Dickinson, 12/17/16	FT Atts	6 vs. Ark.-Pine Bluff, 11/22/15
3 vs. Fairleigh Dickinson, 12/17/16	FT Made	5 vs. Ark.-Pine Bluff, 11/22/15
2, 2 x (last vs. Fairleigh Dickinson, 12/17/16)	Rebs	2, 3x (last vs. Fairleigh Dickinson, 12/17/16)
0	Assts	1 vs. Robert Morris, 11/15/15
1, 2x (last vs. Fairleigh Dickinson, 12/17/16)	Stls	1, 2x (last vs. Fairleigh Dickinson, 12/17/16)
0	Blks	0
6, 2x (last vs. USF, 1/29/17)	Mins	6, 3x (last vs. USF, 1/29/17)

MISCELLANEOUS STATISTICS

CATEGORY	2013-14	2014-15	2015-16	2016-17	CAREER
Double-Figure Scoring Games	0	0	0	0	0
Double-Figure Rebounding Games	0	0	0	0	0
Double-Double Games	0	0	0	0	0
20-Point Scoring Games	0	0	0	0	0
Games Led UC in Scoring	0	0	0	0	0
Games Led UC in Rebounding	0	0	0	0	0
Games Led UC in Assists	0	0	0	0	0
Games With 3+ Assists	0	0	0	0	0
Games With 3+ Blocks	0	0	0	0	0
Games With 3+ Steals	0	0	0	0	0
Games With 3+ Three-Pointers	0	0	0	0	0

GAME-BY-GAME STATISTICS

2016-17 (SENIOR SEASON)

Opponent	Date	gs	min	Total		3-Pointers		Free throws		Rebounds										
				fg-fga	pct	3fg-fga	pct	ft-fa	pct	off	def	tot	avg	pf	a	tlo	blk	stl	pts	avg
BROWN	11/11/16	2	0-2	.000	0-1	.000	1-2	.500	0	1	1	1.0	0	0	0	0	1	1.0		
ALBANY	11/14/16	1	0-1	.000	0-0	.000	0-0	.000	0	1	1	1.0	1	0	0	0	0	0.5		
LIPSCOMB	11/26/16	1	0-0	.000	0-0	.000	0-0	.000	0	0	0	0.7	0	0	0	0	0	0.3		
BOWLING GREEN	12/04/16	2	1-3	.333	1-1	1.000	0-0	.000	0	0	0	0.5	0	0	0	0	0	3	1.0	
TEXAS SOUTHERN	12/13/16	1	0-0	.000	0-0	.000	0-0	.000	0	2	2	0.8	0	0	0	0	0	0.8		
FAIRLEIGH DICKINSON	12/17/16	6	1-1	1.000	0-0	.000	3-3	1.000	1	1	2	1.0	1	0	1	0	1	5	1.5	
TULANE	01/01/17	3	1-2	.500	1-1	1.000	0-0	.000	0	0	0	0.9	2	0	1	0	0	3	1.7	
XAVIER	01/26/17	0	0-0	.000	0-0	.000	0-0	.000	0	0	0	0.8	0	0	0	0	0	0.5		
USF	01/29/17	6	0-2	.000	0-1	.000	1-2	.500	1	0	1	0.8	0	0	1	0	0	1	1.4	
at USF	02/15/17	1	0-0	.000	0-0	.000	0-0	.000	0	0	0	0.7	0	0	0	0	0	0.3		
TULSA	02/18/17	1	0-1	.000	0-1	.000	0-0	.000	0	0	0	0.6	0	1	0	0	0	0.2		
HOUSTON	03/02/17	*	2	1-1	1.000	0-0	.000	1-1	1.000	0	0	0.6	2	0	0	0	0	3	1.3	
Totals		1	26	4-13	.308	2-5	.400	6-8	.750	2	5	7	0.6	6	1	3	0	2	16	1.3

2015-16 (JUNIOR SEASON)

Opponent	Date	gs	min	Total		3-Pointers		Free throws		Rebounds		pf	a	tlo	blk	stl	pts		
				fg-fga	pct	3fg-fga	pct	ft-fa	pct	off	def								
WESTERN CAROLINA	11/13/15	2	1-1	1.000	0-0	.000	0-0	.000	0	0	0	0	0	1	0	0	2	2.0	
ROBERT MORRIS	11/15/15	3	0-1	.000	0-0	.000	0-2	.000	1	0	1	0.5	0	1	0	0	0	1.0	
ARKANSAS-PINE BLUFF	11/22/15	4	0-1	.000	0-0	.000	5-6	.833	2	0	2	1.0	0	0	0	0	5	2.3	
at Xavier	12/12/15	0	0-0	.000	0-0	.000	0-0	.000	0	0	0	0.8	0	0	0	0	0	1.8	
TULANE	01/24/16	6	1-2	.500	0-0	.000	0-0	.000	0	0	0	0.6	2	0	0	0	2	1.8	
USF	02/04/16	2	0-0	.000	0-0	.000	0-0	.000	0	0	0	0.5	0	0	0	0	0	1.5	
Totals		0	17	2-5	.400	0-0	.000	5-8	.625	3	0	3	0.5	3	1	1	0	9	1.5

2014-15 (SOPHOMORE SEASON)

Opponent	Date	gs	min	fg		3-Pointers		Free throws		Rebounds				pf	a	to	blk	stl	pts	avg
				fg	pct	3fg	pct	ft	pct	off	def	tot	avg							
vs Middle Tennessee	11/28/14	1	0-0	.000	0-0	.000	0-0	.000	0	0	0	0.0	0	0	0	0	0	0	0	0.0
STONY BROOK	12/02/14	1	0-0	.000	0-0	.000	1-2	.500	0	0	0	0.0	0	0	0	0	0	0	1	0.5
WAGNER	12/23/14	2	0-1	.000	0-0	.000	0-0	.000	0	0	0	0.0	1	0	1	0	1	0	0	0.3
EAST CAROLINA	01/06/15	1	1-1	1.000	0-0	.000	0-1	.000	0	0	0	0.0	0	0	0	0	0	0	2	0.8
TEMPLE	01/17/15	2	0-1	.000	0-1	.000	0-2	.000	0	0	0	0.0	0	0	0	0	0	0	0	0.6
HOUSTON	01/21/15	1	0-1	.000	0-1	.000	0-0	.000	0	0	0	0.0	1	0	0	0	0	0	0	0.5
UCF	02/25/15	2	0-0	.000	0-0	.000	0-0	.000	0	1	1	0.0	0	0	0	0	0	0	0	0.4
at Tulane	02/28/15	1	0-1	.000	0-0	.000	0-0	.000	0	0	0	0.1	0	0	0	0	0	0	0	0.4
Totals		0	11	1-5	.200	0-2	.000	1-5	.200	0	1	1	0.1	2	0	1	0	0	3	0.4

2013-14 (FRESHMAN SEASON)

Opponent	Date	gs	min	Total		3-Pointers		Free throws		Rebounds									
				fg-fga	pct	3fg-fga	pct	ft-fga	pct	off	def	tot	avg	pf	a	t/o	blk	stl	pts
APPALACHIAN ST.	11/16/13	2	0-0	.000	0-0	.000	0-0	.000	0	1	1	1.0	0	0	0	0	0	0	0.0
UMASS LOWELL	11/26/13	1	0-0	.000	0-0	.000	0-0	.000	0	0	0	0.5	0	0	0	0	0	0	0.0
KENNESAW ST.	11/29/13	1	0-1	.000	0-0	.000	0-0	.000	0	0	0	0.3	1	0	0	0	0	0	0.0
USC UPSTATE	12/03/13	4	0-1	.000	0-1	.000	0-0	.000	0	0	0	0.3	0	0	0	0	0	0	0.0
vs Xavier	12/14/13	1	0-0	.000	0-0	.000	0-0	.000	0	0	0	0.2	0	0	0	0	0	0	0.0
MIDDLE TENNESSEE	12/21/13	2	0-1	.000	0-0	.000	0-0	.000	1	0	1	0.3	0	0	0	0	0	0	0.0
CHICAGO STATE	12/23/13	1	0-1	.000	0-1	.000	0-0	.000	0	0	0	0.3	0	0	0	0	0	0	0.0
UCF	1/23/14	1	0-0	.000	0-0	.000	0-0	.000	0	0	0	0.3	0	0	0	0	0	0	0.0
Totals		0	13	0-4	.000	0-2	.000	0-0	.000	1	1	2	0.3	1	0	0	0	0	0.0

CAREER STATISTICS

			Total		3-Point		F-Throws		Rebounds											Scoring	
Season	gp-gs	min/avg	fg-fga	pct	fg-fga	pct	ft-fa	pct	off	def	tot	avg	pf	fo	ast	to	blk	stl	pts	avg	
2013-14	8-0	13/1.6	0-4	.000	0-2	.000	0-0	.000	1	1	2	0.3	1	0	0	0	0	0	0	0.0	
2014-15	8-0	11/1.4	1-5	.200	0-2	.000	1-5	.200	0	1	1	0.1	2	0	0	1	0	0	3	0.4	
2015-16	6-0	17/2.8	2-5	.400	0-0	.000	5-8	.625	3	0	3	0.5	3	0	1	1	0	0	9	1.5	
2016-17	12-1	26/2.2	4-13	.308	2-5	.400	6-8	.750	2	5	7	0.6	6	0	1	3	0	2	16	1.3	
TOTAL	34-1	67/2.0	7-27	.259	2-9	.222	12-21	.571	6	7	13	0.4	12	0	2	5	0	2	28	0.8	

GAME 1 • NOV. 11, 2016 • HALL OF FAME TIP-OFF
BROWN (55) AT RV/25 CINCINNATI (84)
FIFTH THIRD ARENA (CINCINNATI, OHIO)

Brown 55 • 0-1

#	Player		Total		3-Ptr		Rebounds			PF	TP	A	TO	Blk	Stl	Min
			FG-FGA	FG-FGA	FT-FTA	Off	Def	Tot								
03	Spieeth, Steven	f	3-7	2-3	1-1	4	2	6	4	9	0	3	0	0	30	
25	Howard, Joshua	f	4-11	0-3	0-0	3	2	5	2	8	0	2	0	1	28	
02	Anderson, Brandon	g	0-3	0-1	1-2	0	0	0	3	1	2	1	0	0	19	
04	Okolie, Obi	g	1-9	1-4	3-7	1	1	2	2	6	1	3	0	0	24	
05	Blackmon, Tavon	g	2-13	0-2	2-2	1	6	7	0	6	5	3	0	1	35	
01	Fuller, Travis		1-2	0-1	2-2	0	1	1	4	4	0	2	0	0	23	
11	Sullivan, Chris		3-4	3-4	0-0	0	0	0	0	9	0	0	0	1	6	
12	Hobbie, JR		4-7	4-7	0-0	0	0	0	1	12	1	0	0	0	21	
22	Daugherty, Corey		0-0	0-0	0-0	0	0	0	4	0	1	0	0	0	10	
23	Wilkinson, Blake		0-1	0-0	0-0	0	0	0	1	0	0	0	0	0	3	
30	Ljuboja, Miki		0-0	0-0	0-0	0	0	0	0	0	0	0	1	0	1	
Team						2	0	2								
Totals			18-57	10-25	9-14	11	12	23	21	55	10	14	1	3	200	
FG % 1st Half: 9-27			33.3%	2nd half: 9-30		30.0%	Game: 18-57		31.6%	Deadball						
3FG % 1st Half: 4-10			40.0%	2nd half: 6-15		40.0%	Game: 10-25		40.0%	Rebounds						
FT % 1st Half: 3-7			42.9%	2nd half: 6-7		85.7%	Game: 9-14		64.3%	2,3						

Cincinnati 84 • 1-0

#	Player		Total		3-Ptr	Rebounds				PF	TP	A	TO	Blk	Stl	Min
			FG-FA	FG-FGA		FT-FTA	Off	Def	Tot							
11	CLARK, Gary	f	7-9	0-1	0-1	3	6	9	0	14	4	1	2	3	27	
24	WASHINGTON, Kyle	f	6-11	0-2	4-4	4	8	12	1	16	5	3	2	0	25	
01	EVANS, Jacob	g	9-12	4-6	1-2	1	2	3	2	23	3	1	1	1	32	
10	CAUPAIN, Troy	g	4-8	1-4	1-2	0	7	7	3	10	6	4	1	2	30	
25	JOHNSON, Kevin	g	0-3	0-3	0-0	1	1	2	1	0	1	1	1	0	18	
00	MOORE, Quadri	g	2-2	0-0	0-0	1	0	1	4	4	0	1	0	0	9	
03	JENIFER, Justin	g	2-4	1-3	1-1	2	3	5	1	6	2	1	0	1	27	
13	SCOTT, Tre	g	2-3	0-0	2-3	0	2	2	1	6	0	0	1	0	9	
33	BROOKS, Nysier	g	0-0	0-0	1-2	0	1	1	2	1	0	0	0	0	8	
34	CUMBERLAND, Jarron	g	1-3	0-2	1-3	0	0	0	1	3	2	0	1	2	13	
45	TOBLER, Zack	g	0-2	0-1	1-2	0	1	1	0	1	0	0	0	1	2	
Team						0	0	0								
Totals			33-57	6-22	12-20	12	31	43	16	84	23	12	9	10	200	
FG % 1st Half: 18-29			62.1%	2nd half: 15-28		53.6%	Game: 33-57		57.9%	Deadball						
3FG % 1st Half: 2-9			22.2%	2nd half: 4-13		30.8%	Game: 6-22		27.3%	Rebounds						
FT % 1st Half: 5-7			71.4%	2nd half: 7-13		53.8%	Game: 12-20		60.0%	5						

Officials: Bill Jacobson, Kyle Ingram, Jon Campbell
Technical fouls: Brown-None. Cincinnati-EVANS, Jacob.
Attendance: 6504

Score by periods	1st	2nd	Total
Brown	25	30	55
Cincinnati	43	41	84

Last FG - BROWN 2nd-01:14, CIN 2nd-00:54.
Largest lead - BROWN by 1 1st-18:41, CIN by 31 2nd-01:57.

Score tied - 0 times.
Lead changed - 1 time.

GAME 2 • NOV. 14, 2016 • HALL OF FAME TIP-OFF
ALBANY (51) AT 24/25 CINCINNATI (74)
FIFTH THIRD ARENA (CINCINNATI, OHIO)

Albany 51 • 1-1

#	Player		Total		3-Ptr	Rebounds				PF	TP	A	TO	Blk	Stl	Min
			FG-FGA	FG-FGA	FT-FTA	Off	Def	Tot								
10	ROWLEY, Mike	f	1-1	0-0	0-0	1	4	5	3	2	0	1	0	0	28	
43	STIRE, Greig	f	3-5	0-0	0-0	4	2	6	3	6	1	2	0	0	25	
03	CREMO, Joe	g	4-10	0-3	4-4	0	4	4	2	12	0	8	0	1	38	
11	GRAYSON, Marquese	g	1-3	1-1	0-0	0	1	1	2	3	0	3	0	0	15	
13	NICHOLS, David	g	6-16	0-5	1-1	0	4	4	4	13	6	3	1	3	38	
01	ANDERSON, Costa		0-1	0-1	0-0	0	0	0	0	0	0	0	0	0	1	
02	ANDREWS, Jamir		2-5	1-4	0-0	0	1	1	0	5	0	1	0	0	13	
12	CAMPBELL, Devonte		0-0	0-0	0-0	0	0	0	0	0	0	0	0	0	1	
23	LANDS, Jaraan		1-4	0-0	2-7	3	1	4	1	4	0	2	0	0	18	
24	ENNEMA, Dallas		0-0	0-0	0-0	0	1	1	0	0	0	1	0	0	13	
30	CHARLES, Travis		2-3	0-0	2-2	3	3	6	4	6	1	1	0	0	10	
Team						1	0	1								
Totals			20-48	2-14	9-14	12	21	33	19	51	8	22	1	4	200	
FG % 1st Half: 9-23			39.1%	2nd half: 11-25		44.0%	Game: 20-48		41.7%	Deadball						
3FG % 1st Half: 1-5			20.0%	2nd half: 1-9		11.1%	Game: 2-14		14.3%	Rebounds						
FT % 1st Half: 8-9			88.9%	2nd half: 1-5		20.0%	Game: 9-14		64.3%	2,1						

Cincinnati 74 • 2-0

#	Player		Total		3-Ftr	Rebounds			PF	TP	A	TO	Blk	Stl	Min
			FG-FGA	FG-FGA	FT-FTA	Off	Def	Tot							
11	CLARK, Gary	f	1-6	0-1	0-0	1	3	4	2	1	1	2	1	24	
24	WASHINGTON, Kyle	f	6-8	0-0	1-5	2	1	3	3	13	0	0	0	20	
01	EVANS, Jacob	g	5-11	2-7	7-8	1	2	3	4	19	3	1	1	30	
10	CAUPAIN, Troy	g	3-6	0-2	2-2	0	4	4	0	8	5	0	1	4	32
25	JOHNSON, Kevin	g	2-6	0-4	0-0	2	2	4	2	4	0	3	0	2	25
00	MOORE, Quadri	g	3-8	0-1	0-0	3	2	5	2	6	0	4	0	0	14
03	JENIFER, Justin	g	2-5	1-2	1-2	0	1	1	2	6	5	1	0	3	19
13	SCOTT, Tre	g	2-3	0-0	0-0	2	1	3	0	4	0	0	1	0	7
14	BART, Jackson	g	0-0	0-0	0-0	0	0	0	0	0	0	0	0	0	1
32	KOZ, John	g	0-0	0-0	0-0	0	0	0	0	0	0	0	0	0	1
33	BROOKS, Nysier	g	0-1	0-0	1-2	0	1	1	2	1	1	0	1	0	7
34	CUMBERLAND, Jarron	g	4-6	2-4	1-1	1	1	2	1	11	1	0	0	0	19
45	TOBLER, Zack	g	0-1	0-0	0-0	0	1	1	1	0	0	0	0	0	1
Team						3	0	3							
Totals			28-61	5-21	13-20	15	19	34	21	74	16	10	6	13	200
FG % 1st Half: 9-28			32.1%	2nd half: 19-33		57.6%	Game: 28-61		45.9%	Deadball					
3FG % 1st Half: 2-11			18.2%	2nd half: 3-10		30.0%	Game: 5-21		23.8%	Rebounds					
FT % 1st Half: 9-12			75.0%	2nd half: 4-8		50.0%	Game: 13-20		65.0%	3					

Officials: Peter Juzenas, Jose Carrion, Matt Oblias
Technical fouls: Albany-None. Cincinnati-None.
Attendance: 5864

Score by periods	1st	2nd	Total
Albany	27	24	51
Cincinnati	29	45	74

Points	In	Off	2nd	Fast	Bench
ALBANY	34	13	24	8	25
CIN	42	24	9	21	28

GAME 3 • NOV. 19, 2016 • HALL OF FAME TIP-OFF
24/25 CINCINNATI (71) VS 21/22 RHODE ISLAND (76)
MOHEGAN SUN (UNCASVILLE, CONN.)

Cincinnati 71 • 2-1

#	Player		Total		3-Ptr	Rebounds					PF	TP	A	TO	Blk	Stl	Min
			FG-FA	FG-FGA	FT-FTA	Off	Def	Tot									
01	EVANS, Jacob	*	8-12	2-5	7-9	4	2	6	3	25	0	4	0	0	37		
10	CAUPAIN, Troy	*	4-15	2-5	2-3	0	4	4	2	12	5	2	0	2	38		
11	CLARK, Gary	*	1-5	0-1	2-2	3	3	6	2	4	2	0	3	0	36		
24	WASHINGTON, Kyle	*	8-15	2-3	5-6	3	7	10	3	23	0	2	4	1	37		
25	JOHNSON, Kevin	*	1-4	1-3	0-0	1	0	1	3	3	0	2	0	0	20		
03	JENIFER, Justin		1-2	1-2	0-0	0	0	0	2	3	0	0	0	1	16		
13	SCOTT, Tre		0-0	0-0	0-0	0	0	0	0	0	0	0	0	0	0+		
33	BROOKS, Nysier		0-0	0-0	1-2	0	0	0	0	1	0	1	0	0	1		
34	CUMBERLAND, Jarron		0-1	0-1	0-1	2	0	2	3	0	1	0	0	0	15		
	Team					0	1	1									
Totals			23-54	8-20	17-23	13	17	30	18	71	8	11	7	4	200		
FG % 1st Half: 13-24			54.2%	2nd half: 10-30			33.3%	Game: 23-54			42.6%	Deadball Rebounds					
3FG % 1st Half: 5-9			55.6%	2nd half: 3-11			27.3%	Game: 8-20			40.0%	1					
FT % 1st Half: 8-11			72.7%	2nd half: 9-12			75.0%	Game: 17-23			73.9%						

GAME 9 • DEC. 10, 2016
22/23 CINCINNATI (65) AT 16/15 BUTLER (75)
HINKLE FIELDHOUSE (INDIANAPOLIS, IND.)

Cincinnati 65 • 7-2

#	Player		Total		3-Ptr	Rebounds			PF	TP	A	TO	Blk	Stl	Min	
			FG-FGA	FG-FGA	FT-FTA	Off	Def	Tot								
11	CLARK, Gary	f	7-13	0-3	0-2	3	9	12	0	14	1	0	0	1	34	
24	WASHINGTON, Kyle	f	2-8	2-4	1-2	0	0	0	5	7	0	1	0	0	19	
01	EVANS, Jacob	g	5-12	2-5	2-2	2	3	5	4	14	1	2	1	0	38	
10	CAUPAIN, Troy	g	9-15	2-7	2-5	2	3	5	4	22	2	2	0	1	38	
25	JOHNSON, Kevin	g	2-9	0-4	0-0	1	1	2	2	4	2	1	0	1	29	
00	MOORE, Quadri		0-3	0-1	0-0	0	3	3	0	0	0	0	0	0	12	
03	JENIFER, Justin		0-1	0-1	0-0	1	1	2	1	0	1	1	0	0	9	
13	SCOTT, Tre		0-1	0-0	0-0	0	3	3	0	0	0	0	0	0	11	
33	BROOKS, Nysier		0-0	0-0	0-0	0	0	0	0	0	0	0	0	0	1	
34	CUMBERLAND, Jarron		1-3	0-1	2-2	1	0	1	3	4	1	1	0	1	9	
Team						1	1	2	1							
Totals				26-65	6-26	7-13	11	24	35	20	65	8	8	1	4	200
FG % 1st Half: 14-32			43.8%	2nd half: 12-33	36.4%	Game: 26-65			40.0%	Deadball						
3FG % 1st Half: 4-11			36.4%	2nd half: 2-15	13.3%	Game: 6-26			23.1%	Rebounds						
FT % 1st Half: 3-5			60.0%	2nd half: 4-8	50.0%	Game: 7-13			53.8%	3,1						

Butler 75 • 9-1

#	Player		Total		3-Ptr	Rebounds			PF	TP	A	TO	Blk	Stl	Min	
			FG-FGA	FG-FGA	FT-FTA	Off	Def	Total								
04	WIDEMAN, Tyler	f	3-5	0-0	0-0	1	3	4	3	6	0	0	1	0	23	
45	CHARABASCZ, Andrew	f	3-10	1-2	5-6	1	3	4	1	12	5	0	0	0	35	
01	LEWIS, Tyler	g	1-3	0-2	7-8	2	2	4	2	9	3	1	0	0	29	
03	BALDWIN, Kamar	g	3-6	1-1	1-2	0	7	7	2	8	0	3	1	0	24	
22	McDERMOTT, Sean	g	2-3	2-3	1-2	0	2	2	3	7	0	0	0	0	18	
00	WOODSON, Avery		1-5	0-2	2-2	0	1	1	1	4	1	0	0	2	16	
11	Savage, Kethan		0-3	0-2	0-0	0	2	2	0	0	2	2	0	0	10	
30	MARTIN, Kelan		6-14	3-7	5-6	1	3	4	1	20	2	0	0	0	31	
50	BRUNK, Joey		0-0	0-0	0-0	0	0	0	0	0	0	0	0	0	1	
51	FOWLER, Nate		4-5	1-1	0-0	0	4	4	2	9	0	0	0	0	13	
Team							2	0	2							
Totals				23-54	8-20	21-26	7	27	34	15	75	13	6	4	1	200
FG % 1st Half: 13-26			50.0%	2nd half: 10-28	35.7%	Game: 23-54			42.6%							Deadball Rebounds 4,4
3FG % 1st Half: 7-12			58.3%	2nd half: 1-8	12.5%	Game: 8-20			40.0%							
FT % 1st Half: 2-2			100.0	2nd half: 19-24	79.2%	Game: 21-26			80.8%							

Officials: Michael Stephens, Brian O'Connell, Brent Hampton
Technical fouls: Cincinnati-TEAM. Butler-None.
Attendance: 9176

Score by periods	1st	2nd	Total
Cincinnati	35	30	65
Butler	35	40	75

Last FG - CIN 2nd-01:18, BUTLER 2nd-03:21.
Largest lead - CIN by 4 1st-14:02, BUTLER by 12 2nd-05:02.

Points	In	Off	2nd	Fast	Bench
CIN	32	8	14	6	4
BUTLER	26	11	7	0	33

Score tied - 4 times.
Lead changed - 7 times.

GAME 11 • DEC. 17, 2016
FAIRLEIGH DICKINSON (68) AT 25/23 CINCINNATI (119)
FIFTH THIRD ARENA (CINCINNATI, OHIO)

Fairleigh Dickinson 68 • 2-9

#	Player		Total		3-Ptr		Rebounds			PF	TP	A	TO	Blk	Stl	Min
			FG	FGA	FG	FGA	FT	FTA	Off							
12	Kaleb BISHOP	f	0-1	0-0	2-2	1	1	2	3	2	1	2	0	0	20	
34	MIKE HOLLOWAY	f	0-0	0-0	0-0	0	1	1	3	0	1	3	0	2	11	
00	Stephan JIGGETTS	g	5-13	3-4	11-12	0	0	0	3	24	5	5	0	1	35	
02	Darian ANDERSON	g	5-15	1-6	2-2	1	2	3	1	13	4	2	0	1	33	
05	Earl POTTS Jr	g	3-13	2-7	0-0	0	5	5	3	8	1	2	1	0	29	
01	Darnell EDGE		1-4	1-1	0-0	0	1	1	4	3	0	2	0	0	15	
13	MIKE SCHROBACK		0-1	0-1	2-2	0	2	2	0	2	1	1	0	0	8	
12	Tyrone O'GARRO		2-5	0-0	1-2	2	0	2	2	5	0	2	0	0	10	
22	Ashton MALONE-DUNS		1-1	0-0	0-0	0	0	0	1	2	0	0	0	0	1	
24	Nadi BECIRI		1-4	1-1	2-2	4	2	6	0	5	2	2	0	0	16	
35	Malik MILLER		2-6	0-0	0-0	3	1	4	1	4	0	1	1	1	22	
Team							2	0	2							
Totals				20-63	8-20	20-22	13	15	28	21	68	15	22	2	5	200
FG % 1st Half: 7-29 24.1%			2nd half: 13-34 38.2%			Game: 20-63 31.7%			Deadball Rebounds 3,1							
3FG % 1st Half: 3-8 37.5%			2nd half: 5-12 41.7%			Game: 8-20 40.0%										
FT % 1st Half: 9-10 90.0%			2nd half: 11-12 91.7%			Game: 20-22 90.9%										

Cincinnati 119 • 9-2

#	Player		Total		3-Ptr	Rebounds			PF	TP	A	TO	Blk	Stl	Min	
			FG-FGA	FG-FGA	FT-FTA	Off	Def	Tot								
11	CLARK, Gary	f	2-3	0-0	2-2	2	6	8	0	6	4	0	1	1	13	
24	WASHINGTON, Kyle	f	6-7	0-0	0-0	2	6	8	0	12	0	5	0	0	21	
01	EVANS, Jacob	g	5-9	2-5	5-8	2	3	5	2	17	4	0	0	0	22	
10	CAUPAIN, Troy	g	3-4	1-1	3-4	1	3	4	2	10	8	1	0	2	22	
25	JOHNSON, Kevin	g	6-10	4-6	2-2	1	1	2	2	18	1	2	1	3	25	
00	MOORE, Quadri		3-5	1-3	2-2	0	2	2	3	9	0	1	0	2	14	
03	JENIFER, Justin		6-11	1-4	0-0	0	0	0	2	13	5	2	0	2	23	
13	SCOTT, Tre		5-5	0-0	0-4	1	2	3	1	10	2	0	1	0	15	
14	BART, Jackson		0-0	0-0	0-0	0	0	0	1	0	0	0	0	0	2	
32	KOZ, John		0-0	0-0	0-0	0	0	0	0	0	0	0	0	0	2	
33	BROOKS, Nysier		3-5	0-0	2-4	1	2	3	2	8	0	0	1	1	15	
34	CUMBERLAND, Jarron		4-8	3-6	0-0	1	3	4	3	11	5	0	0	1	20	
45	TOBLER, Zack		1-1	0-0	3-3	1	1	2	1	5	0	1	0	1	6	
Team						0	0	0								
Totals				44-68	12-25	19-29	12	29	41	19	119	29	12	4	13	200
FG % 1st Half: 23-34 67.6% 2nd half: 21-34 61.8% Game: 44-68 64.7%																Deadball Rebounds 6
3FG % 1st Half: 6-11 54.5% 2nd half: 6-14 42.9% Game: 12-25 48.0%																
FT % 1st Half: 13-22 59.1% 2nd half: 6-7 85.7% Game: 19-29 65.5%																

Officials: Mike Nance, Rodrick Dixon, Justin Qualls
Technical fouls: Fairleigh Dickinson-None. Cincinnati-None.
Attendance: 7017

Score by periods	1st	2nd	Total
Fairleigh Dickinson	26	42	68
Cincinnati	65	54	119

Last FG - FDU 2nd-00:02, CIN 2nd-00:55.
Largest lead - FDU by 2 1st-18:07, CIN by 53 2nd-04:32.

Score tied - 1 time.
Lead changed - 2 times.

GAME 10 • DEC. 13, 2016
TEXAS SOUTHERN (58) AT 25/23 CINCINNATI (96)
FIFTH THIRD ARENA (CINCINNATI, OHIO)

Texas Southern 58 • 4-6

#	Player		Total		3-Ptr	Rebounds			PF	TP	A	TO	Blk	Stl	Min			
			FG	FGA	FG-FGA	FT	FTA	Off								Def	Tot	
23	Derrick Griffin	f	4	5	0	0	0	3	5	8	5	8	2	2	1	0	33	
24	Marvin Jones	c	2	4	0	1	0	3	2	5	3	4	0	1	1	0	19	
03	Demontae Jefferson	g	4	20	1	7	4	6	0	0	0	1	13	5	3	0	40	
04	Kevin Scott	g	0	3	0	1	0	0	1	0	1	0	0	1	2	0	10	
11	Dulani Robinson	g	1	4	1	3	0	0	0	1	1	1	3	2	0	0	16	
01	Jalan McCloud		2	9	0	2	5	5	1	1	2	0	9	0	0	0	23	
02	Zach Lofton		2	11	0	3	0	0	0	5	5	1	4	1	1	1	20	
05	Tyree Bynum		3	6	3	5	1	1	0	0	0	0	10	0	0	0	14	
15	Stephan Bennett		3	6	0	0	0	0	2	4	6	0	6	2	1	0	18	
25	Jamie Rutherford		0	1	0	1	1	2	0	1	1	1	0	0	0	0	7	
Team									4	4	8							
Totals					21	69	5	23	11	14	23	37	12	58	13	10	3	200
FG % 1st Half:			10	36	27.8%	2nd half:			11	33	33.3%	Game:			21	69	30.4%	Deadball Rebounds 2,1
3FG % 1st Half:			1	10	10.0%	2nd half:			4	13	30.8%	Game:			5	23	21.7%	
FT % 1st Half:			2	2	100.0	2nd half:			9	12	75.0%	Game:			11	14	78.6%	

GAME 13 • DEC. 28, 2016
23/23 CINCINNATI (56) AT TEMPLE (50)
LIACOURAS CENTER (PHILADELPHIA, PA.)

Cincinnati 56 • 11-2, 1-0

#	Player		Total		3-Ptr	Rebounds			PF	TP	A	TO	Blk	Stl	Min				
			FG-FGA	FG-FGA	FT-FTA	Off	Def	Tot											
11	CLARK, Gary	f	4	10	0	1	3	2	4	6	3	11	1	3	2	1	33		
24	WASHINGTON, Kyle	f	2	9	1	3	1	2	3	4	7	1	6	0	1	1	0	18	
01	EVANS, Jacob	g	4	11	0	2	3	4	2	3	5	4	11	1	1	1	2	26	
10	CAUPAIN, Troy	g	2	8	1	3	0	0	0	6	6	2	5	2	1	0	1	37	
25	JOHNSON, Kevin	g	0	3	0	2	5	6	1	2	3	1	5	0	2	0	1	27	
00	MOORE, Quadri		2	4	1	2	0	0	0	0	0	0	5	0	0	0	0	4	
03	JENIFER, Justin		1	3	0	1	0	0	0	0	0	1	2	1	0	0	1	12	
13	SCOTT, Tre		2	3	0	0	1	1	1	5	6	0	5	0	2	1	2	21	
33	BROOKS, Nysier		0	1	0	0	0	0	1	1	2	2	0	0	1	1	0	3	
34	CUMBERLAND, Jarron		2	6	2	4	0	1	3	2	5	2	6	2	3	0	0	19	
Team									1	5	6			1					
Totals				19-58		5-18		13-20		14	32	46	16	56	7	15	6	8	200
FG % 1st Half: 11-31			35.5%	2nd half: 8-27			29.6%	Game: 19-58			32.8%	Deadball							
3FG % 1st Half: 3-11			27.3%	2nd half: 2-7			28.6%	Game: 5-18			27.8%	Rebounds							
FT % 1st Half: 1-1			100.0%	2nd half: 12-19			63.2%	Game: 13-20			65.0%	3							

Temple 50 • 9-5, 0-1

#	Player		Total		3-Ptr	Rebounds			PF	TP	A	TO	Blk	Stl	Min	
			FG-FGA	FG-FGA	FT-FTA	Off	Def	Tot								
00	ENECHIONYIA, Obi	f	3-10	0-5	1-2	0	10	10	3	7	1	4	1	0	36	
24	AFLAKPUI, Ernest	c	2-2	0-0	0-0	4	7	11	5	4	1	3	0	1	28	
02	MOORE II, Alani	g	3-9	3-7	1-2	0	3	3	1	10	0	1	0	0	33	
03	ALSTON, JR., Shizz	g	4-15	1-6	1-2	1	1	2	3	10	3	3	0	1	38	
04	DINGLE, Daniel	g	4-17	1-6	6-9	2	2	4	4	15	2	3	1	2	35	
10	WILLIAMS, Mark		0-2	0-1	0-0	2	2	4	1	0	0	2	0	0	13	
13	ROSE, Quinton		0-5	0-1	4-4	1	1	2	1	4	1	0	0	1	15	
22	ROBBINS, Mike		0-0	0-0	0-0	0	0	0	0	0	0	0	0	0	2	
Team						4	3	7								
Totals				16-60	5-26	13-19	14	29	43	18	50	8	16	2	5	200
FG % 1st Half: 8-29			27.6%	2nd half: 8-31		25.8%	Game: 16-60		26.7%	Deadball						
3FG % 1st Half: 4-12			33.3%	2nd half: 1-14		7.1%	Game: 5-26		19.2%	Rebounds						
FT % 1st Half: 6-8			75.0%	2nd half: 7-11		63.6%	Game: 13-19		68.4%	4						

Officials: Karl Hess, Don Daily, Zelton Steed
Technical fouls: Cincinnati-None. Temple-None.
Attendance: 5478

Score by periods	1st	2nd	Total
Cincinnati	26	30	56
Temple	26	24	50

Last FG - CIN 2nd-04:04, TU 2nd-01:31.
Largest lead - CIN by 9 1st-15:27, TU by 4 2nd-16:24.

Points	In	Off	2nd	Fast	Bench
CIN	24	10	12	4	18
TU	18	10	8	2	4

Score tied - 8 times.
Lead changed - 4 times.

GAME 15 • JAN. 7, 2017
22/22 CINCINNATI (67) AT HOUSTON (58)
HOFHEINZ PAVILLION (HOUSTON, TEXAS)

Cincinnati 67 • 13-2, 3-0

#	Player		Total		3-Ptr	Rebounds			PF	TP	A	TO	Blk	Stl	Min
			FG-FGA	FG-FGA		FT-FTA	Off	Def							
01	EVANS, Jacob	f	4-12	3-7	1-3	1	4	5	0	12	3	1	1	1	35
11	CLARK, Gary	f	4-8	2-4	1-2	4	4	8	1	11	2	1	3	0	34
24	WASHINGTON, Kyle	f	8-17	1-3	2-4	2	7	9	3	19	0	2	2	1	34
10	CAUPAIN, Troy	g	3-6	2-3	5-8	1	5	6	3	13	5	0	1	0	25
25	JOHNSON, Kevin	g	2-9	2-4	4-4	2	3	5	2	10	1	1	0	1	31
03	JENIFER, Justin		0-2	0-1	0-0	0	1	1	1	0	3	1	0	0	14
13	SCOTT, Tre		0-0	0-0	0-0	0	0	0	2	0	0	0	1	0	6
33	BROOKS, Nysier		0-0	0-0	0-0	0	1	1	1	0	0	1	0	0	5
34	CUMBERLAND, Jarron		1-3	0-2	0-0	0	2	2	2	2	1	2	0	0	16
Team						3	3	6			2				
Totals			22-57	10-24	13-21	13	30	43	15	67	15	11	8	3	200
FG % 1st Half: 11-31		35.5%	2nd half: 11-26		42.3%	Game: 22-57		38.6%							Deadball
3FG % 1st Half: 6-14		42.9%	2nd half: 4-10		40.0%	Game: 10-24		41.7%							Rebounds
FT % 1st Half: 2-5		40.0%	2nd half: 11-16		68.8%	Game: 13-21		61.9%							3

Houston 58 • 12-4, 3-1

#	Player	Total		3-Ptr	Rebounds			PF	TP	A	TO	Blk	Stl	Min	
		FG-FA	FG-FGA		FT-FTA	Off	Def								Tot
00	KNOWLES, Danrad	f	0-3	0-0	0-2	0	2	2	2	0	0	1	0	0	15
33	MEYER, Kyle	c	0-1	0-0	0-2	0	2	2	2	0	0	0	0	0	12
21	DOTSON, Damyean	g	4-11	2-7	0-0	2	8	10	3	10	0	2	0	0	40
25	ROBINSON, Jr., Galen	f	4-12	0-2	2-3	2	3	5	0	10	3	2	0	2	38
32	GRAY, Rob	g	9-22	0-7	3-3	0	4	4	4	21	1	2	0	0	34
03	BROOKS, Armoni		0-0	0-0	0-0	0	2	2	3	0	0	1	0	0	7
12	VANBECK, Wes		3-8	1-3	4-4	2	2	4	2	11	2	1	0	1	23
13	NKALI, Bertrand		3-6	0-0	0-0	4	1	5	4	6	0	0	4	0	31
Team						2	3	5	1						
Totals			23-63	3-19	9-14	12	27	39	21	58	6	9	4	3	200
FG % 1st Half: 10-27		37.0%	2nd half: 13-36		36.1%	Game: 23-63		36.5%			Deadball				
3FG % 1st Half: 1-10		10.0%	2nd half: 2-9		22.2%	Game: 3-19		15.8%			Rebounds				
FT % 1st Half: 4-9		44.4%	2nd half: 5-5		100.0	Game: 9-14		64.3%			3				

Officials: Ted Valentine (R), Bill Jacobson (U1), Don Daily (U2)
Technical fouls: Cincinnati-None. Houston-TEAM.
Attendance: 4875

Score by periods	1st	2nd	Total
Cincinnati	30	37	67
Houston	25	33	58

Last FG - CIN 2nd-02:58, HOU 2nd-00:24.
Largest lead - CIN by 14 2nd-12:13, HOU None.

Score tied - 0 times.
Lead changed - 0 times.

GAME 14 • JAN. 1, 2017
TULANE (56) AT 23/23 CINCINNATI (92)
FIFTH THIRD ARENA (CINCINNATI, OHIO)

Tulane 56 • 3-11, 0-2

#	Player		Total		3-Ptr	Rebounds			PF	TP	A	TO	Blk	Stl	Min
			FG-FGA	FG-FGA	FT-FTA	Off	Def	Tot							
15	SMITH, Ryan	c	1-2	0-0	1-3	1	0	1	5	3	2	1	1	0	11
03	ONA EMBO, Ray	g	2-5	0-0	7-9	1	1	2	0	11	2	4	1	0	27
05	REYNOLDS, Cameron	g	5-14	1-4	6-8	1	1	2	3	17	2	1	0	1	34
13	MORGAN, Malik	g	2-5	0-3	0-0	2	1	3	2	4	1	0	0	0	15
35	FRAZIER, Melvin	g	3-9	0-3	3-4	5	4	9	1	9	2	4	1	1	28
02	JOHNSON, Jackson		0-0	0-0	0-0	0	0	0	1	0	0	0	0	0	2
04	CONROY, Riley		0-1	0-0	0-0	0	0	0	0	0	0	0	0	0	1
10	JULIEN, Von		0-2	0-2	0-0	0	0	0	0	0	1	0	0	0	9
11	HARRIS, Kain		3-15	2-7	2-2	0	1	1	2	10	0	3	0	2	23
12	REYES, Sammis		1-3	0-0	0-2	3	8	11	4	2	2	0	2	1	27
14	SLATER, Colin		0-1	0-1	0-0	0	0	0	1	0	1	1	0	0	9
22	JONES, Darian		0-1	0-1	0-0	0	0	0	0	0	0	0	0	0	3
23	PAUL, Blake		0-4	0-0	0-0	0	0	0	2	0	0	0	0	0	11
30	WOODSIDE, Bernard		0-0	0-0	0-0	0	0	0	0	0	0	0	0	0	0+
Team						4	2	6							
Totals			17-62	3-21	19-28	17	18	35	21	56	13	15	5	5	200
FG % 1st Half: 11-30		36.7%	2nd half: 6-32		18.8%	Game: 17-62		27.4%	Deadball						
3FG % 1st Half: 3-11		27.3%	2nd half: 0-10		0.0%	Game: 3-21		14.3%	Rebounds						
FT % 1st Half: 2-4		50.0%	2nd half: 17-24		70.8%	Game: 19-28		67.9%	6,1						

GAME 17 • JAN. 12, 2017
22/22 CINCINNATI (55) AT EAST CAROLINA (46)
MINGES COLISEUM (GREENVILLE, N.C.)

Cincinnati 55 • 15-2,5-0 AAC

#	Player		Total		3-Ptr	Rebounds			PF	TP	A	TO	Blk	Stl	Min
			FG-FGA	FG-FGA	FT-FTA	Off	Def	Tot							
11	CLARK, Gary	f	3-6	0-1	2-2	4	5	9	3	8	1	1	0	1	27
24	WASHINGTON, Kyle	f	6-15	0-0	4-4	3	8	11	1	16	0	1	3	0	26
01	EVANS, Jacob	g	2-7	0-2	6-7	2	2	4	4	10	3	0	1	1	27
10	CAUPAIN, Troy	g	3-5	1-1	1-1	0	4	4	1	8	0	3	0	0	33
25	JOHNSON, Kevin	g	2-11	1-3	0-0	2	3	5	2	5	4	0	0	3	29
00	MOORE, Quadri		0-0	0-0	0-0	0	0	0	0	0	0	0	0	1	5
03	JENIFER, Justin		1-2	0-1	0-0	0	0	0	1	2	0	0	0	0	11
13	SCOTT, Tre		0-2	0-0	0-0	0	3	3	0	0	1	2	0	0	8
33	BROOKS, Nysier		1-3	0-0	0-0	1	3	4	1	2	0	2	5	1	13
34	CUMBERLAND, Jarron		1-7	0-4	2-3	2	2	4	2	4	1	0	0	1	21
	Team					2	1	3			2				
Totals			19-58	2-12	15-17	16	31	47	15	55	10	11	9	8	200

FG % 1st Half: 11-31 35.5% 2nd half: 8-27 29.6% Game: 19-58 32.8%
3FG % 1st Half: 2-9 22.2% 2nd half: 0-3 0.0% Game: 2-12 16.7%
FT % 1st Half: 7-7 100.0 2nd half: 8-10 80.0% Game: 15-17 88.2%

East Carolina 46 • 9-10 1-5 AAC

#	Player	Total		3-Ptr	Rebounds			PF	TP	A	TO	Blk	Stl	Min	
		FG	FGA	FG	FGA	FT	FTA								Off
00	RIAK, Deng	f	0-3	0-1	0-0	2	3	5	2	0	1	1	1	0	25
02	WHITE, Caleb	f	0-7	0-4	0-0	0	0	0	2	0	0	2	0	0	18
31	WASHINGTON, Andre	c	1-3	0-0	0-2	4	3	7	3	2	2	0	5	1	32
04	HUGHES, Elijah	g	5-13	3-9	5-7	0	3	3	4	18	0	0	2	0	33
15	BARKLEY, Kentrell	g	2-10	1-4	4-4	3	7	10	3	9	1	3	0	0	37
01	SHEPPARD, Jeremy	g	5-16	0-5	3-4	1	2	3	1	13	1	4	0	2	29
13	NZEGE, Michel	g	2-6	0-0	0-0	2	1	3	1	4	0	1	0	0	18
22	WILKINS, Raquan	g	0-1	0-0	0-0	0	1	1	0	0	0	0	0	0	4
25	CRAIG, Jabari	g	0-0	0-0	0-0	0	0	0	1	0	0	0	0	0	4
Team						2	2	4							
Totals			15-59	4-23	12-17	14	22	36	17	46	5	11	8	3	200
FG % 1st Half: 7-29 24.1% 2nd half: 8-30 26.7% Game: 15-59 25.4% Deadball															
3FG % 1st Half: 3-13 23.1% 2nd half: 1-10 10.0% Game: 4-23 17.4% Rebounds															
FT % 1st Half: 6-8 75.0% 2nd half: 6-9 66.7% Game: 12-17 70.6% 4.1															

Officials: Michael Stephens, Steve Olson, Chris Beaver
Technical fouls: Cincinnati-None. East Carolina-None.
Attendance: 4597

Score by periods	1st	2nd	Total
Cincinnati	31	24	55
East Carolina	23	23	46

Last FG - CIN 2nd-03:18, ECU 2nd-02:05.
Largest lead - CIN by 12 2nd-07:55, ECU by 2 1st-10:54.

Score tied - 2 times.
Lead changed - 2 times.

GAME 19 • JAN. 21, 2017
20/20 CINCINNATI (78) AT TULANE (61)
DEVLIN FIELDHOUSE (NEW ORLEANS, LA.)

Cincinnati 78 • 17-2, 7-0 AAC

#	Player		Total		3-Ptr	Rebounds			PF	TP	A	TO	Blk	Stl	Min	
			FG-FGA	FG-FGA		FT-FTA	Off	Def								Tot
11	CLARK, Gary	f	3-5	0-0	0-0	3	3	6	2	6	2	1	1	0	30	
24	WASHINGTON, Kyle	f	2-3	0-0	0-0	1	0	1	5	4	1	1	1	0	9	
01	EVANS, Jacob	g	6-7	2-3	1-2	1	3	4	4	15	0	1	0	1	16	
10	CAUPAIN, Troy	g	5-10	2-6	2-4	0	1	1	2	14	4	0	0	1	38	
25	JOHNSON, Kevin	g	5-12	3-8	1-2	0	2	2	2	14	1	2	0	3	37	
00	MOORE, Quadri		5-8	3-4	1-1	0	6	6	2	14	1	3	0	1	20	
03	JENIFER, Justin		0-2	0-2	0-0	0	1	1	1	0	2	0	0	0	12	
13	SCOTT, Tre		3-5	0-0	1-2	1	2	3	0	7	0	1	0	0	10	
33	BROOKS, Nysier		0-1	0-0	0-0	2	1	3	4	0	1	3	0	0	12	
34	CUMBERLAND, Jarron		2-2	0-0	0-0	0	1	1	1	4	2	3	0	0	16	
Team						1	2	3			3					
Totals				31-55	10-23	6-11	9	22	31	23	78	14	18	2	6	200

FG % 1st Half:	14-26	53.8%	2nd half:	17-29	58.6%	Game:	31-55	56.4%	Deadball
3FG % 1st Half:	6-10	60.0%	2nd half:	4-13	30.8%	Game:	10-23	43.5%	Rebounds
FT % 1st Half:	4-5	80.0%	2nd half:	2-6	33.3%	Game:	6-11	54.5%	2

Tulane 61 • 4-15, 1-6 AAC

#	Player		Total		3-Ptr	Rebounds			PF	TP	A	TO	Blk	Stl	Min	
			FG	FGA	FG-FGA	FT	FTA	Off								Def
15	SMITH, Ryan	c	6-9	0-0	3-5	1	2	3	3	15	0	3	0	0	31	
03	ONA EMBO, Ray	g	2-6	0-0	3-4	0	2	2	1	7	2	2	0	0	27	
05	REYNOLDS, Cameron	g	8-12	2-4	2-2	1	4	5	4	20	0	1	0	1	38	
13	MORGAN, Malik	g	1-6	1-6	1-3	1	2	3	2	4	6	4	0	2	33	
35	FRAZIER, Melvin	g	2-7	1-3	6-6	1	2	3	3	11	0	3	0	1	25	
11	HARRIS, Kain	g	1-3	0-2	0-0	0	2	2	0	2	0	1	1	0	22	
12	REYES, Sammis	g	0-1	0-0	0-2	1	1	2	1	0	0	0	0	0	9	
14	SLATER, Colin	g	1-2	0-0	0-0	0	0	0	0	2	1	1	0	0	12	
23	PAUL, Blake	g	0-0	0-0	0-0	0	0	0	0	0	0	0	0	0	3	
Team						2	3	5			1					
Totals				21-46	4-15	15-22	7	18	25	14	61	9	16	1	4	200
FG % 1st Half: 5-19			26.3%	2nd half: 16-27			59.3%	Game: 21-46			45.7%	Deadball Rebounds				
3FG % 1st Half: 1-6			16.7%	2nd half: 3-9			33.3%	Game: 4-15			26.7%					
FT % 1st Half: 11-14			78.6%	2nd half: 4-8			50.0%	Game: 15-22			68.2%					

Officials: Jose Carrion, Patrick Evans, Kyle Regetz
Technical fouls: Cincinnati-None. Tulane-None.
Attendance: 2001

Score by periods	1st	2nd	Total
Cincinnati	38	40	78
Tulane	22	39	61

Last FG - CIN 2nd-01:47, TLN 2nd-00:46.
Largest lead - CIN by 22 2nd-10:14, TLN None.

Score tied - 0 times.
Lead changed - 0 times.

GAME 18 • JAN. 18, 2017
TEMPLE (74) AT 20/20 CINCINNATI (81)
FIFTH THIRD ARENA (CINCINNATI, OHIO)

Temple 74 • 10-10, 1-6

#	Player	Total		3-Ptr	Rebounds			PF	TP	A	TO	Blk	Stl	Min	
		FG-FGA	FG-FGA		FT-FTA	Off	Def								Total
00	ENECHIONYIA, Obi	f	5-9	1-2	0-1	0	4	4	5	11	3	3	0	0	37
04	DINGLE, Daniel	f	2-9	2-6	6-8	1	1	2	2	12	2	2	1	2	39
24	AFLAKPUJ, Ernest	c	1-2	0-0	0-0	1	2	3	2	0	2	0	0	0	16
02	MOORE II, Alani	g	2-3	1-1	0-0	1	1	2	1	5	2	2	0	0	32
03	ALSTON, JR., Shizz	g	9-15	5-10	2-2	0	2	2	3	25	6	1	1	5	39
10	WILLIAMS, Mark	g	3-6	1-4	0-0	0	2	2	3	7	1	1	0	0	18
13	ROSE, Quinton	g	5-7	2-3	0-0	1	4	5	1	12	0	2	1	1	19
Team						1	2	3							
Totals			27-51	12-26	8-11	5	18	23	18	74	14	13	3	8	200

FG % 1st Half: 11-18	61.1%	2nd half: 16-33	48.5%	Game: 27-51	52.9%	Deadball Rebounds 2
3FG % 1st Half: 3-6	50.0%	2nd half: 9-20	45.0%	Game: 12-26	46.2%	
FT % 1st Half: 3-4	75.0%	2nd half: 5-7	71.4%	Game: 8-11	72.7%	

Cincinnati 81 • 16-2, 6-0

#	Player		Total		3-Ptr	Rebounds			PF	TP	A	TO	Blk	Stl	Min	
			FG-FGA	FG-FGA		FT-FTA	Off	Def								Tot
11	CLARK, Gary	f	2-5	0-1	3-3	4	3	7	1	7	8	3	2	1	35	
24	WASHINGTON, Kyle	f	7-14	0-0	2-2	3	1	4	1	16	0	2	1	0	22	
01	EVANS, Jacob	g	5-10	1-3	4-6	2	2	4	2	15	3	2	1	1	37	
10	CAUPAIN, Troy	g	5-10	0-2	8-9	0	9	9	1	18	7	3	0	0	36	
25	JOHNSON, Kevin	g	6-10	3-5	1-2	0	2	2	2	16	4	1	0	1	29	
03	JENIFER, Justin		0-1	0-1	0-0	0	0	0	0	0	0	0	0	0	4	
13	SCOTT, Tre		1-1	0-0	0-0	1	0	1	1	2	0	1	0	0	5	
33	BROOKS, Nysier		1-1	0-0	0-0	1	0	1	1	2	0	0	2	0	9	
34	CUMBERLAND, Jarron		1-4	1-2	2-2	0	2	2	3	5	1	0	0	1	23	
Team						1	1	2								
Totals				28-56	5-14	20-24	12	20	32	12	81	23	12	6	4	200
FG % 1st Half: 11-33 33.3% 2nd half: 17-23 73.9% Game: 28-56 50.0%																
3FG % 1st Half: 2-10 20.0% 2nd half: 3-4 75.0% Game: 5-14 35.7%																
FT % 1st Half: 2-2 100.0 2nd half: 18-22 81.8% Game: 20-24 83.3%																
															Deadball 2	

Officials: Mike Stuart, Lee Cassell, Byron Jarrett
Technical fouls: Temple-None. Cincinnati-None.
Attendance: 10718

Score by periods	1st	2nd	Total
Temple	28	46	74
Cincinnati	26	55	81

Points	In	Off	2nd	Fast
TU	22	24	6	12
CIN	36	19	7	4

Last FG - TU 2nd-00:24, CIN 2nd-02:02.
Largest lead - TU by 6 2nd-16:57, CIN by 13 2nd-05:58.

Score tied - 6 times.
Lead changed - 6 times.

GAME 20 • JAN. 26, 2017 • SKYLINE CHILI CROSSTOWN SHOOTOUT
24/22 XAVIER (78) AT 19/19 CINCINNATI (86)
FIFTH THIRD ARENA (CINCINNATI, OHIO)

GAME 21 • JAN. 29, 2017
USF (53) AT 19/19 CINCINNATI (94)
FIFTH THIRD ARENA (CINCINNATI, OHIO)

USF 53 • 6-14, 0-9

#	Player	Total		3-Ptr		Rebounds			PF	TP	A TO Blk Stl				Min
		FG-FGA	FG-FGA	FT-FTA	FT-FTA	Off	Def	Tot			A	TO	Blk	Stl	
21	DA SILVA, Tulio	f	5-7	0-0	0-0	5	3	8	1	10	2	1	0	1	35
35	ZEIGLER, Bo	f	0-3	0-0	2-2	0	2	2	5	2	1	2	1	1	20
33	GUERRERO, Ruben	c	1-3	0-0	1-2	0	3	3	3	1	1	0	0	0	24
10	BIBBY, Michael	g	5-10	4-7	3-4	0	4	4	3	17	2	6	1	0	33
25	HOLSTON, Troy	g	1-11	0-3	4-6	1	4	5	1	6	1	6	0	0	33
11	BODWAY, Jake		1-3	1-1	0-0	0	1	1	3	3	1	3	0	0	13
14	BEARD, Henry		0-0	0-0	0-0	0	0	0	0	0	0	0	0	0	3
15	ALVARADO, Yito		1-1	1-1	0-0	0	0	0	0	0	0	0	0	0	1
24	FITTS, Malik		1-6	0-1	3-6	1	4	5	0	5	0	2	1	0	22
42	SANTOS, Luis		2-7	0-0	0-0	4	0	4	4	4	0	2	0	0	16
Team						1	3	4			1				
Totals			17-51	6-13	13-20	12	24	36	20	53	8	24	3	2	200
FG % 1st Half: 8-22		36.4%	2nd half: 9-29	31.0%	Game: 17-51	33.3%	Deadball								
3FG % 1st Half: 3-6		50.0%	2nd half: 3-7	42.9%	Game: 6-13	46.2%	Rebounds								
FT % 1st Half: 6-8		75.0%	2nd half: 7-12	58.3%	Game: 13-20	65.0%	4,2								

Cincinnati 94 • 19-2, 8-0

#	Player	Total		3-Ptr		Rebounds			PF	TP	A TO Blk Stl				Min
		FG-FGA	FG-FGA	FT-FTA	FT-FTA	Off	Def	Tot			A	TO	Blk	Stl	
11	CLARK, Gary	f	2-3	0-1	2-2	6	2	8	2	6	3	1	0	0	14
24	WASHINGTON, Kyle	f	5-7	0-0	3-4	1	2	3	1	13	0	1	1	0	17
01	EVANS, Jacob	g	3-7	2-6	2-3	0	4	4	1	10	2	0	1	2	25
10	CAUPAIN, Troy	g	1-5	0-3	0-2	0	1	1	0	2	5	1	0	3	16
25	JOHNSON, Kevin	g	1-8	1-5	0-0	0	1	1	3	3	0	0	0	0	19
00	MOORE, Quadri		0-4	0-4	4-4	0	2	2	4	4	3	1	1	0	16
03	JENIFER, Justin		5-7	2-3	0-0	3	2	5	3	12	9	1	0	1	28
13	SCOTT, Tre		4-8	1-1	0-2	2	5	7	2	9	1	0	0	5	17
14	BART, Jackson		0-0	0-0	0-0	0	0	0	0	0	0	0	0	0	3
32	KOZ, John		0-1	0-1	0-0	0	1	1	0	0	1	0	0	0	3
33	BROOKS, Nysier		3-3	0-0	2-4	0	1	1	2	8	0	3	0	0	16
34	CUMBERLAND, Jarron		8-11	6-9	4-7	0	3	3	0	26	3	0	1	4	20
45	TOBLER, Zack		0-2	0-1	1-2	1	0	1	0	1	0	1	0	0	6
Team						2	1	3							
Totals			32-66	12-34	18-30	15	25	40	18	94	27	9	4	15	200
FG % 1st Half: 18-31		58.1%	2nd half: 14-35	40.0%	Game: 32-66	48.5%	Deadball								
3FG % 1st Half: 7-14		50.0%	2nd half: 5-20	25.0%	Game: 12-34	35.3%	Rebounds								
FT % 1st Half: 6-11		54.5%	2nd half: 12-19	63.2%	Game: 18-30	60.0%	5								

Officials: Joe DeRosa, Joe Lindsay, Don Dailly
Technical fouls: USF-None. Cincinnati-None.
Attendance: 12576

Score by periods				1st	2nd	Total
USF				25	28	53
Cincinnati				49	45	94

Last FG - USF 2nd-00:07, CIN 2nd-00:21.
Largest lead - USF by 4 1st-18:24, CIN by 46 2nd-05:21.

Score tied - 3 times.
Lead changed - 1 time.

GAME 23 • FEB. 4, 2017
UCONN (68) AT 14/14 CINCINNATI (82)
FIFTH THIRD ARENA (CINCINNATI, OHIO)

UConn 68 • 10-12, 5-5

#	Player	Total		3-Ptr		Rebounds			PF	TP	A TO Blk Stl				Min
		FG-FGA	FG-FGA	FT-FTA	FT-FTA	Off	Def	Tot			A	TO	Blk	Stl	
05	JACKSON, Vance	f	3-5	2-2	1-2	0	4	4	4	9	3	2	0	0	29
12	FACEY, Kentan	f	1-8	0-0	0-0	1	3	4	1	2	1	1	0	0	31
35	BRIMAH, Amida	c	6-12	0-0	4-6	3	2	5	1	16	0	2	2	0	34
02	ADAMS, Jalen	g	3-9	0-1	2-2	1	3	4	2	8	5	1	0	1	31
15	PURVIS, Rodney	g	8-14	4-7	0-0	0	6	6	2	20	2	1	0	2	39
01	VITAL, Christian		3-9	3-8	4-4	1	3	4	2	13	2	2	0	1	26
13	ENOCH, Steven		0-0	0-0	0-0	0	0	0	1	0	0	2	0	0	6
23	DURHAM, Juwan		0-0	0-0	0-0	0	0	0	1	0	1	0	0	0	4
Team						1	1	2							
Totals			24-57	9-18	11-14	7	22	29	14	68	14	11	2	4	200
FG % 1st Half: 10-24		41.7%	2nd half: 14-33	42.4%	Game: 24-57	42.1%	Deadball								
3FG % 1st Half: 3-6		50.0%	2nd half: 6-12	50.0%	Game: 9-18	50.0%	Rebounds								
FT % 1st Half: 3-4		75.0%	2nd half: 8-10	80.0%	Game: 11-14	78.6%	2								

Cincinnati 82 • 21-2, 10-0

#	Player	Total		3-Ptr		Rebounds			PF	TP	A TO Blk Stl				Min
		FG-FGA	FG-FGA	FT-FTA	FT-FTA	Off	Def	Tot			A	TO	Blk	Stl	
11	CLARK, Gary	f	8-14	2-4	2-2	4	7	11	0	20	3	0	2	0	29
24	WASHINGTON, Kyle	f	11-18	3-5	2-2	0	8	8	4	27	2	3	0	0	30
01	EVANS, Jacob	g	0-3	0-1	0-0	1	4	5	1	0	4	1	1	0	30
10	CAUPAIN, Troy	g	3-8	1-3	0-0	1	2	1	7	6	1	1	1	1	27
25	JOHNSON, Kevin	g	2-5	2-4	0-0	0	2	2	0	6	1	1	0	0	9
00	MOORE, Quadri		1-2	1-1	2-2	0	0	0	1	5	1	1	0	0	9
03	JENIFER, Justin		0-1	0-1	0-0	0	1	1	2	0	2	0	0	0	15
13	SCOTT, Tre		0-0	0-0	2-4	1	1	2	0	2	2	0	0	0	10
34	CUMBERLAND, Jarron		5-9	3-7	2-2	0	2	2	2	15	1	1	0	4	21
Team						1	1	2							
Totals			30-60	12-26	10-12	8	27	35	11	82	22	8	4	5	200
FG % 1st Half: 13-31		41.9%	2nd half: 17-29	58.6%	Game: 30-60	50.0%	Deadball								
3FG % 1st Half: 4-15		26.7%	2nd half: 8-11	72.7%	Game: 12-26	46.2%	Rebounds								
FT % 1st Half: 4-4		100.0	2nd half: 6-8	75.0%	Game: 10-12	83.3%	2								

Officials: Tom Eades, Keith Kimble, Byron Jarrett
Technical fouls: UConn-None. Cincinnati-None.
Attendance: 13428

Score by periods				1st	2nd	Total
UConn				26	42	68
Cincinnati				34	48	82

Last FG - UCONN 2nd-02:09, CIN 2nd-01:11.
Largest lead - UCONN None, CIN by 26 2nd-09:36.

Score tied - 1 time.
Lead changed - 0 times.

GAME 22 • FEB. 1, 2017
14/14 CINCINNATI (57) AT TULSA (55)
REYNOLDS CENTER (TULSA, OKLA.)

Cincinnati 57 • 20-2 (9-0 AAC)

#	Player	Total		3-Ptr		Rebounds			PF	TP	A TO Blk Stl				Min
		FG-FGA	FG-FGA	FT-FTA	FT-FTA	Off	Def	Tot			A	TO	Blk	Stl	
11	CLARK, Gary	f	3-5	1-1	2-3	5	7	12	2	9	2	1	1	1	37
24	WASHINGTON, Kyle	f	3-7	0-0	4-4	2	6	8	4	10	1	3	0	0	23
01	EVANS, Jacob	g	4-14	2-9	0-0	1	2	3	4	10	3	3	0	1	37
10	CAUPAIN, Troy	g	5-13	2-6	3-3	0	2	2	0	15	2	0	0	2	39
25	JOHNSON, Kevin	g	1-5	0-4	4-4	0	0	0	1	6	0	2	0	3	25
00	MOORE, Quadri		1-4	1-2	0-0	0	1	1	2	3	0	1	0	0	11
03	JENIFER, Justin		0-0	0-0	0-0	0	0	0	1	0	0	0	0	0	2
13	SCOTT, Tre		0-0	0-0	0-0	0	0	0	0	0	1	0	0	1	6
34	CUMBERLAND, Jarron		1-3	0-2	2-5	0	0	0	4	4	1	1	0	2	20
Team						2	0	2							
Totals			18-51	6-24	15-19	10	18	28	18	57	10	11	1	10	200
FG % 1st Half: 7-23		30.4%	2nd half: 11-28	39.3%	Game: 18-51	35.3%	Deadball								
3FG % 1st Half: 4-13		30.8%	2nd half: 2-11	18.2%	Game: 6-24	25.0%	Rebounds								
FT % 1st Half: 12-16		75.0%	2nd half: 3-3	100.0	Game: 15-19	78.9%	1								

Tulsa

GAME 25 • FEB. 12, 2017
11/11 CINCINNATI (51) AT 25/RV SMU (60)
MOODY COLISEUM (DALLAS, TEXAS)

Cincinnati 51 • 22-3, 11-1 AAC

#	Player		Total		3-Ptr		Rebounds			PF	TP	A	TO	Blk	Stl	Min
			FG-FGA	FG-FGA	FT-FTA	Off	Def	Tot								
11	CLARK, Gary	f	2-7	1-2	1-2	2	10	12	0	6	3	2	1	1	36	
24	WASHINGTON, Kyle	f	4-11	1-4	2-3	3	3	6	4	11	0	2	2	1	38	
01	EVANS, Jacob	g	5-12	5-11	0-0	1	1	2	2	15	5	0	0	1	38	
10	CAUPAIN, Troy	g	0-7	0-5	2-2	0	1	1	0	2	3	0	1	0	33	
25	JOHNSON, Kevin	g	5-10	3-8	0-0	0	2	2	3	13	2	2	0	2	33	
00	MOORE, Quadri		0-0	0-0	0-0	0	0	0	2	0	0	1	0	0	1	
03	JENIFER, Justin		0-0	0-0	1-2	0	0	0	1	1	2	0	0	0	9	
13	SCOTT, Tre		0-0	0-0	0-0	0	0	0	0	0	0	0	0	0	4	
33	BROOKS, Nysier		0-0	0-0	0-0	0	0	0	0	0	0	0	1	0	1	
34	CUMBERLAND, Jarron		1-2	1-2	0-0	1	0	1	2	3	0	0	1	0	7	
Team						4	3	7								
Totals			17-49	11-32	6-9	11	20	31	14	51	15	12	6	5	200	
FG % 1st Half: 10-22 45.5%			2nd half: 7-27 25.9%		Game: 17-49 34.7%		Deadball Rebounds 2									
3FG % 1st Half: 7-15 46.7%			2nd half: 4-17 23.5%		Game: 11-32 34.4%											
FT % 1st Half: 1-2 50.0%			2nd half: 5-7 71.4%		Game: 6-9 66.7%											

SMU 60 • 22-4, 12-1 AAC

#	Player		Total		3-Ptr		Rebounds			PF	TP	A	TO	Blk	Stl	Min
			FG-FGA	FG-FGA	FT-FTA	Off	Def	Tot								
00	MOORE, Ben	f	1-4	0-0	0-1	4	1	5	5	2	2	1	2	1	35	
33	OJELEYE, Semi	f	5-11	3-5	5-7	2	2	4	0	18	3	0	1	0	39	
01	MILTON, Shake	g	3-6	3-6	2-3	0	1	1	0	11	4	5	0	0	38	
03	BROWN, Sterling	g	5-13	1-5	2-2	1	9	10	4	13	2	3	1	2	33	
10	FOSTER, Jarrey	g	1-6	1-3	2-2	0	7	7	0	5	1	1	0	0	28	
21	EMELOGU, Ben	g	4-5	2-2	1-2	1	1	2	2	11	2	0	0	1	27	
Team						2	1	3				1				
Totals			19-45	10-21	12-17	10	22	32	11	60	14	11	4	4	200	
FG % 1st Half: 9-29			31.0%	2nd half: 10-16	62.5%	Game: 19-45			42.2%	Deadball Rebounds						
3FG % 1st Half: 5-12			41.7%	2nd half: 5-9	55.6%	Game: 10-21			47.6%	1						
FT % 1st Half: 5-6			83.3%	2nd half: 7-11	63.6%	Game: 12-17			70.6%							

Officials: Karl Hess, Mike Nance, Lee Cassell
Technical fouls: Cincinnati-None. SMU-None.
Attendance: 7518

Score by periods	1st	2nd	Total
Cincinnati	28	23	51
SMU	28	32	60

Last FG - CIN 2nd-04:12, SMU 2nd-01:39.
Largest lead - CIN by 9 2nd-16:09, SMU by 10 2nd-07:33.

Score tied - 6 times.
Lead changed - 8 times.

GAME 27 • FEB. 18, 2017
TULSA (60) AT 18/17 CINCINNATI (80)
FIFTH THIRD ARENA (CINCINNATI, OHIO)

Tulsa 60 • 12-14 (6-8 AAC)

#	Player		Total		3-Ptr		Rebounds			PF	TP	A	TO	Blk	Stl	Min
			FG-FGA	FG-FGA	FT-FTA	Off	Def	Tot								
00	ETOU, Junior	f	7-12	6-9	2-4	1	7	8	3	22	2	4	0	0	33	
01	IGBANU, Martins	f	1-4	0-0	3-4	0	4	4	5	1	3	0	0	20		
04	TAPLIN, Sterling	g	3-8	1-2	0-0	0	2	2	3	7	6	2	0	1	33	
11	BIRT, Pat	g	2-5	1-3	3-3	0	1	1	3	8	1	2	0	2	38	
13	WHEELER, Jaleel	g	3-5	2-2	2-2	0	2	2	2	10	3	2	0	0	30	
05	KORITA, Lawson	g	0-1	0-0	0-0	0	0	0	1	0	0	0	0	0	6	
12	MAGNAY, Will	g	1-2	0-0	1-4	0	0	0	2	3	0	1	1	0	13	
14	EDOGI, TK	g	1-2	0-0	0-0	0	1	1	0	2	0	0	0	0	11	
15	BATTLE, Joseph	g	0-1	0-0	0-0	0	0	0	0	0	0	1	0	0	4	
32	HENDERSON, Corey	g	1-4	1-3	0-0	0	0	0	0	3	0	2	0	0	12	
Team																
Totals				19-44	11-19	11-17	4	17	21	18	60	13	17	1	3	200
FG % 1st Half: 13-28 46.4%			2nd half: 6-16 37.5%		Game: 19-44 43.2%		Deadball Rebounds 5,1									
3FG % 1st Half: 6-10 60.0%			2nd half: 5-9 55.6%		Game: 11-19 57.9%											
FT % 1st Half: 0-0 0.0%			2nd half: 11-17 64.7%		Game: 11-17 64.7%											

Cincinnati 80 • 24-3 (13-1 AAC)

#	Player		Total		3-Ptr		Rebounds			PF	TP	A	TO	Blk	Stl	Min
			FG-FGA	FG-FGA	FT-FTA	Off	Def	Tot								
11	CLARK, Gary	f	5-8	0-1	4-4	2	6	8	3	14	2	2	1	0	30	
24	WASHINGTON, Kyle	f	7-9	0-0	4-7	1	5	6	3	18	1	1	2	1	31	
01	EVANS, Jacob	g	6-14	3-7	2-5	1	3	4	1	17	3	2	1	2	35	
10	CAUPAIN, Troy	g	3-7	2-3	3-6	1	2	3	3	11	8	0	0	0	34	
25	JOHNSON, Kevin	g	5-8	3-5	2-2	3	0	3	1	15	1	2	0	2	31	
00	MOORE, Quadri		0-0	0-0	0-0	0	0	0	1	0	0	1	0	0	3	
03	JENIFER, Justin		1-1	0-0	0-0	0	1	1	1	2	3	2	0	1	17	
13	SCOTT, Tre		0-0	0-0	0-0	0	1	1	0	0	0	1	0	2	10	
33	BROOKS, Nysier		1-2	0-0	1-2	1	1	2	4	3	0	2	1	0	8	
45	TOBLER, Zack		0-1	0-1	0-0	0	0	0	0	0	1	0	0	0	1	
Team							0	1	1							
Totals				28-50	8-17	16-26	9	20	29	17	80	19	13	5	8	200
FG % 1st Half: 15-24 62.5%			2nd half: 13-26 50.0%		Game: 28-50 56.0%		Deadball Rebounds 5,2									
3FG % 1st Half: 5-9 55.6%			2nd half: 3-8 37.5%		Game: 8-17 47.1%											
FT % 1st Half: 3-6 50.0%			2nd half: 13-20 65.0%		Game: 16-26 61.5%											

Officials: Steve Olson, Leslie Jones, Bill Jacobson
Technical fouls: Tulsa-TEAM. Cincinnati-None.
Attendance: 13386

Score by periods	1st	2nd	Total
Tulsa	32	28	60
Cincinnati	38	42	80

Last FG - TLS 2nd-01:41, CIN 2nd-00:50.
Largest lead - TLS by 3 1st-17:02, CIN by 27 2nd-11:04.

Score tied - 3 times.
Lead changed - 3 times.

GAME 26 • FEB. 15, 2017
18/17 CINCINNATI (68) AT USF (54)
SUN DOME (TAMPA, FLA.)

Cincinnati 68 • 23-3, 12-1 AAC

#	Player		Total		3-Ptr		Rebounds			PF	TP	A	TO	Blk	Stl	Min
			FG-FGA	FG-FGA	FT-FTA	Off	Def	Tot								
11	CLARK, Gary	f	5-11	0-0	3-4	5	9	14	2	13	0	2	4	2	25	
24	WASHINGTON, Kyle	f	4-11	0-0	5-6	6	3	9	1	13	1	0	2	0	26	
01	EVANS, Jacob	g	4-9	2-4	0-0	0	1	1	3	10	3	3	0	1	28	
10	CAUPAIN, Troy	g	3-7	1-5	1-1	0	1	1	2	8	3	1	1	2	30	
25	JOHNSON, Kevin	g	6-12	2-6	0-0	1	0	1	3	14	1	1	0	3	30	
00	MOORE, Quadri		0-1	0-0	2-4	0	0	0	1	2	0	1	0	0	2	
03	JENIFER, Justin		0-2	0-0	0-0	0	0	0	0	0	5	0	0	2	15	
13	SCOTT, Tre		0-0	0-0	0-0	0	1	1	1	0	0	1	1	2	7	
33	BROOKS, Nysier		0-0	0-0	1-4	0	1	1	0	1	0	0	0	0	5	
34	CUMBERLAND, Jarron		3-6	1-3	0-1	2	2	4	2	7	2	1	0	1	31	
45	TOBLER, Zack		0-0	0-0	0-0	0	0	0	0	0	0	0	0	0	1	
Team						2	1	3								
Totals				25-59	6-18	12-20	16	19	35	15	68	15	10	8	13	200
FG % 1st Half: 11-30 36.7%			2nd half: 14-29 48.3%			Game: 25-59 42.4%			Deadball Rebounds 3							
3FG % 1st Half: 3-9 33.3%			2nd half: 3-9 33.3%			Game: 6-18 33.3%										
FT % 1st Half: 5-9 55.6%			2nd half: 7-11 63.6%			Game: 12-20 60.0%										

USF 54 • 7-18, 1-13 AAC

#	Player		Total		3-Ptr		Rebounds			PF	TP	A	TO	Blk	Stl	Min
			FG-FGA	FG-FGA	FT-FTA	Off	Def	Total								
21	DA SILVA, Tulio	f	2-7	0-1	0-2	5	6	11	0	4	0	3	1	0	33	
25	ZEIGLER, Bo	f	1-4	0-0	0-0	0	3	3	2	2	1	2	1	0	28	
13	GUERRERO, Ruben	c	2-3	0-0	2-2	3	1	4	5	6	0	3	0	1	22	
33	THORPE, Geno	g	4-13	3-6	8-8	0	1	1	2	19	4	3	0	1	37	
25	HOLSTON, Troy	g	3-9	1-4	0-1	0	5	5	0	7	0	2	0	0	23	
10	BIBBY, Michael	1	1-2	1-1	0-0	0	1	1	2	3	1	2	0	0	19	
24	FITTS, Malik	1	3-6	1-3	0-1	1	1	2	3	7	1	3	1	1	17	
42	SANTOS, Luis	1	2-5	0-0	2-2	2	4	6	4	6	0	2	2	0	21	
Team						4	1	5				1				
Totals				18-49	6-15	12-16	15	23	38	18	54	7	21	5	4	200
FG % 1st Half:			7-22	31.8%	2nd half:	11-27	40.7%	Game:		18-49	36.7%	Deadball				
3FG % 1st Half:			2-4	50.0%	2nd half:	4-11	36.4%	Game:		12-15	40.0%	Rebounds				
FT % 1st Half:			6-9	66.7%	2nd half:	6-7	85.7%	Game:		12-16	75.0%	1				

GAME 29 • FEB. 26, 2017
15/16 CINCINNATI (49) AT UCF (53)
CFE ARENA (ORLANDO, FLA.)

Cincinnati 49 • 25-4, 14-2 AAC

##	Player	Total		3-Ptr		Rebounds			PF	TP	A	TO	Blk	Stl	Min
		FG-FGA	FG-FGA	FT-FTA	Off	Def	Tot								
11	CLARK, Gary	f	1-4	1-1	0-0	3	0	3	4	3	0	1	1	0	17
24	WASHINGTON, Kyle	f	3-15	1-2	0-0	2	7	9	2	7	0	1	0	0	30
01	EVANS, Jacob	g	5-10	3-7	4-5	0	3	3	3	17	2	0	2	1	40
10	CAUPAIN, Troy	g	1-9	1-6	0-0	3	3	6	2	3	4	4	0	3	39
25	JOHNSON, Kevin	g	2-6	1-4	1-1	1	1	2	4	6	1	1	0	2	29
03	JENIFER, Justin		0-0	0-0	0-0	0	2	2	2	0	1	1	0	0	9
13	SCOTT, Tre		0-1	0-0	0-0	0	0	0	2	0	0	1	0	0	2
33	BROOKS, Nysier		1-1	0-0	0-0	0	1	1	1	2	0	0	0	0	6
34	CUMBERLAND, Jarron		3-8	0-4	5-8	3	0	3	1	11	5	2	0	0	28
Team						2	3	5				1			
Totals			16-54	7-24	10-14	14	20	34	21	49	13	12	3	6	200

FG % 1st Half: 8-23 34.8% 2nd half: 8-31 25.8% Game: 16-54 29.6%
3FG % 1st Half: 3-8 37.5% 2nd half: 4-16 25.0% Game: 7-24 29.2%
FT % 1st Half: 8-11 72.7% 2nd half: 2-3 66.7% Game: 10-14 71.4%

UCF 53 • 19-10, 10-7 AAC

##	Player	Total		3-Ptr		Rebounds			PF	TP	A	TO	Blk	Stl	Min
		FG-FGA	FG-FGA	FT-FTA	Off	Def	Tot								
03	DAVIS, A.J.	f	3-10	0-4	1-3	0	6	6	1	7	3	2	0	1	36
14	BANYARD, Nick	f	1-4	0-1	0-0	1	9	10	1	2	0	3	0	1	39
24	FALL, Tacko	c	2-2	0-0	3-5	3	5	8	2	7	1	1	4	0	29
01	TAYLOR, B.J.	g	10-19	3-7	4-5	1	2	3	4	27	2	1	0	1	40
12	WILLIAMS, Matt	g	1-11	1-8	0-0	0	1	1	1	3	1	4	0	2	40
00	BOYLE, Brendan		1-1	1-1	0-0	0	0	0	2	3	1	2	0	0	5
21	BROWN, Chad		1-1	0-0	2-2	1	3	4	2	4	0	1	0	1	11
51	LAING, Nathan		0-0	0-0	0-0	0	0	0	0	0	0	0	0	0	0+
Team						4	1	5				2			
Totals			19-48	5-21	10-15	10	27	37	13	53	8	16	4	6	200

FG % 1st Half: 10-25 40.0% 2nd half: 9-23 39.1% Game: 19-48 39.6%
3FG % 1st Half: 3-13 23.1% 2nd half: 2-8 25.0% Game: 5-21 23.8%
FT % 1st Half: 7-9 77.8% 2nd half: 3-6 50.0% Game: 10-15 66.7%

Officials: Jamie Luckie, Kipp Kissinger, Antinio Petty
Technical fouls: Cincinnati-None. UCF-None.
Attendance: 5763

Score by periods	1st	2nd	Total
Cincinnati	27	22	49
UCF	30	23	53

Last FG - CIN 2nd-00:13, UCF 2nd-00:33.
Largest lead - CIN by 6 1st-12:46, UCF by 11 2nd-11:55.

Points	In Paint	Off T/O	2nd Chance	Fast Break	Bench
CIN	16	16	8	6	13
UCF	16	13	6	0	7

Score tied - 5 times.
Lead changed - 7 times.

GAME 30 • MAR. 2, 2017
HOUSTON (47) AT 18/20 CINCINNATI (65)
FIFTH THIRD ARENA (CINCINNATI, OHIO)

Houston 47 • 20-9 (11-6 AAC)

##	Player	Total		3-Ptr		Rebounds			PF	TP	A	TO	Blk	Stl	Min
		FG-FGA	FG-FGA	FT-FTA	Off	Def	Tot								
15	DAVIS, Devin	f	2-5	0-0	1-2	2	3	5	3	5	1	4	2	1	26
33	MEYER, Kyle	c	1-3	0-0	0-0	1	3	4	2	2	0	0	0	0	13
21	DOTSON, Damyean	g	4-9	2-6	0-0	0	4	4	2	10	0	4	1	0	38
25	ROBINSON, Jr., Galen	g	3-8	1-3	1-2	0	2	2	0	8	1	3	0	0	25
32	GRAY, Rob	g	6-15	2-6	3-4	0	2	2	0	17	2	2	0	0	37
00	KNOWLES, Danrad		2-3	0-0	1-1	1	0	1	2	5	1	0	1	0	18
03	BROOKS, Armoni		0-0	0-0	0-1	0	1	1	0	0	0	0	0	0	4
05	DUNNIGAN, Morris		0-1	0-1	0-0	0	0	0	0	0	0	0	0	0	1
12	VANBECK, Wes		0-3	0-3	0-0	0	2	2	1	0	0	0	0	0	16
13	NKALI, Bertrand		0-1	0-0	0-0	1	0	1	3	0	1	0	0	0	22
Team						0	2	2							
Totals			18-48	5-19	6-10	5	19	24	13	47	6	13	4	2	200

FG % 1st Half: 8-25 32.0% 2nd half: 10-23 43.5% Game: 18-48 37.5%
3FG % 1st Half: 2-11 18.2% 2nd half: 3-8 37.5% Game: 5-19 26.3%
FT % 1st Half: 2-3 66.7% 2nd half: 4-7 57.1% Game: 6-10 60.0%

Cincinnati 65 • 26-4 (15-2 AAC)

##	Player	Total		3-Ptr		Rebounds			PF	TP	A	TO	Blk	Stl	Min
		FG-FGA	FG-FGA	FT-FTA	Off	Def	Tot								
24	WASHINGTON, Kyle	f	3-11	0-1	3-3	4	3	7	3	9	1	3	0	0	27
45	TOBLER, Zack	f	1-1	0-0	1-1	0	0	0	2	3	0	0	0	0	2
01	EVANS, Jacob	g	3-5	1-2	0-0	3	2	5	1	7	3	0	2	1	21
10	CAUPAIN, Troy	g	4-10	1-4	2-2	2	2	4	2	11	5	2	0	2	33
25	JOHNSON, Kevin	g	3-8	1-4	0-0	0	4	4	0	7	4	0	0	2	36
00	MOORE, Quadri		1-3	0-2	0-0	1	2	3	0	2	1	0	0	0	9
03	JENIFER, Justin		0-1	0-0	0-0	0	0	0	0	0	0	0	0	0	7
11	CLARK, Gary		5-9	0-1	4-6	1	6	7	0	14	0	1	0	1	30
13	SCOTT, Tre		1-3	0-0	0-0	0	1	1	1	2	0	0	0	0	8
14	BART, Jackson		0-0	0-0	0-0	0	0	0	0	0	0	0	0	0	0+
33	BROOKS, Nysier		0-0	0-0	0-0	0	2	2	0	0	0	0	1	0	6
34	CUMBERLAND, Jarron		4-7	2-5	0-0	1	2	3	4	10	0	4	0	1	21
Team						0	4	4				1			
Totals			25-58	5-19	10-12	12	28	40	13	65	14	11	3	7	200

FG % 1st Half: 16-34 47.1% 2nd half: 9-24 37.5% Game: 25-58 43.1%
3FG % 1st Half: 2-12 16.7% 2nd half: 3-7 42.9% Game: 5-19 26.3%
FT % 1st Half: 3-4 75.0% 2nd half: 7-8 87.5% Game: 10-12 83.3%

Officials: Ray Natili, Ron Groover, Tony Greene
Technical fouls: Houston-TEAM. Cincinnati-None.
Attendance: 13176

Score by periods	1st	2nd	Total
Houston	20	27	47
Cincinnati	37	28	65

Points	In Paint	Off T/O	2nd Chance	Fast Break	Bench
HOU	16	9	4	2	5
CIN	30	22	8	4	28

Last FG - HOU 2nd-00:43, CIN 2nd-01:38.
Largest lead - HOU by 3 1st-18:33, CIN by 26 2nd-08:57.

Score tied - 2 times.
Lead changed - 2 times.

GAME 31 • MAR. 5, 2017
18/20 CINCINNATI AT UCONN
GAMPEL PAVILION (STORRS, CONN.)

GAME 32 • MAR. 10, 2017 • AMERICAN CHAMPIONSHIP QRTS
TBA VS. CINCINNATI
XL CENTER (HARTFORD, CONN.)



2016-17 Cincinnati Basketball
Cincinnati Combined Team Statistics (as of Mar 03, 2017)
All games



RECORD:	OVERALL	HOME	AWAY	NEUTRAL
ALL GAMES	26-4	18-0	7-3	1-1
CONFERENCE	15-2	9-0	6-2	0-0
NON-CONFERENCE	11-2	9-0	1-1	1-1

#	Player	gp-gs	min	avg	Total		3-Point		F-Throw		Rebounds				pf	dq	a	to	blk	stl	pts	avg
					fg-fga	fg%	3fg-fga	3fg%	ft-fa	ft%	off	def	tot	avg								
24	WASHINGTON, Kyle	30-29	755	25.2	162-317	.511	15-36	.417	65-95	.684	69	146	215	7.2	73	2	28	49	42	12	404	13.5
01	EVANS, Jacob	30-30	936	31.2	140-299	.468	56-143	.392	66-91	.725	43	77	120	4.0	63	0	83	39	26	39	402	13.4
11	CLARK, Gary	30-29	843	28.1	120-222	.541	12-39	.308	54-82	.659	94	140	234	7.8	53	0	66	35	36	29	306	10.2
10	CAUPAIN, Troy	30-30	958	31.9	105-266	.395	36-119	.303	52-78	.667	19	116	135	4.5	44	0	140	36	10	38	298	9.9
25	JOHNSON, Kevin	30-30	855	28.5	92-234	.393	46-140	.329	29-36	.806	19	49	68	2.3	53	0	42	36	4	43	259	8.6
34	CUMBERLAND, Jarron	29-0	516	17.8	71-150	.473	33-90	.367	44-70	.629	27	40	67	2.3	51	0	49	28	8	27	219	7.6
13	SCOTT, Tre	30-0	333	11.1	44-85	.518	1-3	.333	16-32	.500	23	61	84	2.8	23	0	20	16	15	17	105	3.5
00	MOORE, Quadri	22-1	176	8.0	24-60	.400	9-23	.391	14-17	.824	7	22	29	1.3	27	0	6	18	3	5	71	3.2
03	JENIFER, Justin	30-0	409	13.6	36-86	.419	16-43	.372	7-14	.500	8	24	32	1.1	30	0	65	15	0	14	95	3.2
33	BROOKS, Nysier	27-0	222	8.2	27-45	.600	0-0	.000	19-34	.559	16	25	41	1.5	44	1	2	18	21	4	73	2.7
45	TOBLER, Zack	12-1	26	2.2	4-13	.308	2-5	.400	6-8	.750	2	5	7	0.6	6	0	1	3	0	2	16	1.3
32	KOZ, John	6-0	10	1.7	0-2	.000	0-2	.000	0-0	.000	0	2	2	0.3	0	0	2	0	0	0	0	0.0
14	BART, Jackson	8-0	11	1.4	0-2	.000	0-2	.000	0-0	.000	0	0	0	0.0	2	0	0	0	0	0	0	0.0
Team											35	43	78		1		21					
Total.....		30	6050		825-1781	.463	226-645	.350	372-557	.668	362	750	1112	37.1	470	3	504	314	165	230	2248	74.9
Opponents.....		30	6050		632-1656	.382	207-610	.339	347-474	.732	319	662	981	32.7	502	-	332	425	87	111	1818	60.6

TEAM STATISTICS			CIN	OPP	Date	Opponent	Score	Att.
SCORING			2248	1818	11/11/16	BROWN	w 84-55	6504
Points per game			74.9	60.6	11/14/16	ALBANY	w 74-51	5864
Scoring margin			+14.3	-	11/19/16	vs Rhode Island	L 71-76	9189
FIELD GOALS-ATT			825-1781	632-1656	11/20/16	vs Penn State	w 71-50	9119
Field goal pct			.463	.382	11/23/16	SAMFORD	w 70-55	7422
3 POINT FG-ATT			226-645	207-610	11/26/16	LIPSCOMB	w 91-68	5724
3-point FG pct			.350	.339	12-01-16	at Iowa State	Wot 55-54	14384
3-pt FG made per game			7.5	6.9	12/04/16	BOWLING GREEN	w 85-56	7162
FREE THROWS-ATT			372-557	347-474	12/10/16	at Butler	L 65-75	9176
Free throw pct			.668	.732	12/13/16	TEXAS SOUTHERN	w 96-58	6612
F-Throws made per game			12.4	11.6	12/17/16	FAIRLEIGH DICKINSON	w 119-68	7017
REBOUNDS			1112	981	12/22/16	MARSHALL	Wot 93-91	10540
Rebounds per game			37.1	32.7	* 12/28/16	at Temple	w 56-50	5478
Rebounding margin			+4.4	-	* 01/01/17	TULANE	w 92-56	10328
ASSISTS			504	332	* 1/7/17	at Houston	w 67-58	4875
Assists per game			16.8	11.1	* 01/12/17	SMU	w 66-64	11344
TURNOVERS			314	425	* 01/15/17	at East Carolina	w 55-46	4597
Turnovers per game			10.5	14.2	* 01/18/17	TEMPLE	w 81-74	10718
Turnover margin			+3.7	-	* 01/21/17	at Tulane	w 78-61	2001
Assist/turnover ratio			1.6	0.8	01/26/17	XAVIER	w 86-78	13477
STEALS			230	111	* 01/29/17	USF	w 94-53	12576
Steals per game			7.7	3.7	* 02/01/17	at Tulsa	w 57-55	5002
BLOCKS			165	87	* 02/04/17	UCONN	w 82-68	13428
Blocks per game			5.5	2.9	* 02/08/17	UCF	w 60-50	9510
ATTENDANCE			177575	79781	* 02/12/17	at SMU	L 51-60	7518
Home games-Avg/Game			18-9865	10-6147	* 02/15/17	at USF	w 68-54	2679
Neutral site-Avg/Game			-	2-9154	* 02/18/17	TULSA	w 80-60	13386
Score by Periods			1st	2nd	OT	Totals		
Cincinnati			1074	1156	18	2248		
Opponents			842	961	15	1818		

* = Conference game



2016-17 Cincinnati Basketball
Cincinnati Combined Team Statistics (as of Mar 03, 2017)
Conference games



RECORD:	OVERALL	HOME	AWAY	NEUTRAL
ALL GAMES	15-2	9-0	6-2	0-0
CONFERENCE	15-2	9-0	6-2	0-0
NON-CONFERENCE	0-0	0-0	0-0	0-0

#	Player	gp-gs	min	avg	Total		3-Point		F-Throw		Rebounds						a	to	blk	stl	pts	avg
					fg-fga	fg%	3fg-fga	3fg%	ft-fa	ft%	off	def	tot	avg	pf	dq						
24	WASHINGTON, Kyle	17-17	440	25.9	84-179	.469	10-24	.417	41-50	.820	37	76	113	6.6	42	1	15	26	21	9	219	12.9
01	EVANS, Jacob	17-17	518	30.5	67-162	.414	29-79	.367	27-40	.675	21	41	62	3.6	36	0	51	20	18	23	190	11.2
11	CLARK, Gary	17-16	493	29.0	63-126	.500	10-26	.385	35-48	.729	57	83	140	8.2	31	0	35	22	19	14	171	10.1
25	JOHNSON, Kevin	17-17	491	28.9	54-140	.386	33-87	.379	19-23	.826	11	27	38	2.2	28	0	26	19	0	24	160	9.4
10	CAUPAIN, Troy	17-17	547	32.2	53-143	.371	24-72	.333	29-42	.690	8	57	65	3.8	24	0	81	18	4	20	159	9.4
34	CUMBERLAND, Jarron	16-0	321	20.1	43-90	.478	21-56	.375	27-42	.643	14	24	38	2.4	31	0	29	22	4	17	134	8.4
00	MOORE, Quadri	13-0	96	7.4	12-29	.414	7-16	.438	11-13	.846	2	11	13	1.0	15	0	6	9	1	2	42	3.2
13	SCOTT, Tre	17-0	163	9.6	18-36	.500	1-2	.500	8-13	.615	9	30	39	2.3	13	0	6	10	4	13	45	2.6
03	JENIFER, Justin	17-0	199	11.7	13-35	.371	5-17	.294	3-4	.750	4	11	15	0.9	16	0	34	5	0	5	34	2.0
33	BROOKS, Nysier	14-0	109	7.8	10-16	.625	0-0	.000	7-14	.500	7	14	21	1.5	23	1	1	13	12	1	27	1.9
45	TOBLER, Zack	5-1	13	2.6	2-6	.333	1-3	.333	2-3	.667	1	0	1	0.2	4	0	1	2	0	0	7	1.4
32	KOZ, John	2-0	5	2.5	0-1	.000	0-1	.000	0-0	.000	0	1	1	0.5	0	0	1	0	0	0	0	0.0
14	BART, Jackson	3-0	5	1.7	0-2	.000	0-2	.000	0-0	.000	0	0	0	0.0	0	0	0	0	0	0	0	0.0
Team											24	33	57					16				
Total.....		17	3400		419-965	.434	141-385	.366	209-292	.716	195	408	603	35.5	263	2	286	182	83	128	1188	69.9
Opponents.....		17	3400		344-890	.387	103-318	.324	192-277	.693	172	384	556	32.7	270	-	176	244	56	66	983	57.8

TEAM STATISTICS	CIN	OPP	Date	Opponent	Score	Att.
SCORING	1188	983	* 12/28/16	at Temple	w 56-50	5478
Points per game	69.9	57.8	* 01/01/17	TULANE	w 92-56	10328
Scoring margin	+12.1	-	* 1/7/17	at Houston	w 67-58	4875
FIELD GOALS-ATT	419-965	344-890	* 01/12/17	SMU	w 66-64	11344
Field goal pct	.434	.387	* 01/15/17	at East Carolina	w 55-46	4597
3 POINT FG-ATT	141-385	103-318	* 01/18/17	TEMPLE	w 81-74	10718
3-point FG pct	.366	.324	* 01/21/17	at Tulane	w 78-61	2001
3-pt FG made per game	8.3	6.1	* 01/29/17	USF	w 94-53	12576
FREE THROWS-ATT	209-292	192-277	* 02/01/17	at Tulsa	w 57-55	5002
Free throw pct	.716	.693	* 02/04/17	UCONN	w 82-68	13428
F-Throws made per game	12.3	11.3	* 02/08/17	UCF	w 60-50	9510
REBOUNDS	603	556	* 02/12/17	at SMU	L 51-60	7518
Rebounds per game	35.5	32.7	* 02/15/17	at USF	w 68-54	2679
Rebounding margin	+2.8	-	* 02/18/17	TULSA	w 80-60	13386
ASSISTS	286	176	* 02/23/17	MEMPHIS	w 87-74	12787
Assists per game	16.8	10.4	* 2/26/17	at UCF	L 49-53	5763
TURNOVERS	182	244	* 03/02/17	HOUSTON	w 65-47	13176
Turnovers per game	10.7	14.4				
Turnover margin	+3.6	-				
Assist/turnover ratio	1.6	0.7				
STEALS	128	66				
Steals per game	7.5	3.9				
BLOCKS	83	56				
Blocks per game	4.9	3.3				
ATTENDANCE	107253	37913				
Home games-Avg/Game	9-11917	8-4739				
Neutral site-Avg/Game	-	0-0				

* = Conference game

Score by Periods	1st	2nd	Totals
Cincinnati	582	606	1188
Opponents	451	532	983



2016-17 Cincinnati Basketball
Cincinnati Team Game-by-Game Comparison (as of Mar 03, 2017)
All games



Opponent	1st	2nd	Score	Mar	Total FG	FG Pct	3-Pointers	3FG Pct	Free Throws	FT Pct	Rebounds	Assist	T/Over	Block	Steal	Fouls
BROWN	43/25	41/30	84-55	+29	33-57/18-57	.579/.316	6-22/10-25	.273/.400	12-20/9-14	.600/.643	43/23 +20	23/10	12/14	9/1	10/3	16/21
ALBANY	29/27	45/24	74-51	+23	28-61/20-48	.459/.417	5-21/2-14	.238/.143	13-20/9-14	.650/.643	34/33 +1	16/8	10/22	6/1	13/4	21/19
Rhode Island	39/31	32/45	71-76	(5)	23-54/26-58	.426/.448	8-20/8-20	.400/.400	17-23/16-20	.739/.800	30/39 (9)	8/15	11/10	7/5	4/5	18/21
Penn State	34/19	37/31	71-50	+21	30-60/17-49	.500/.347	6-17/5-20	.353/.250	5-10/11-12	.500/.917	40/26 +14	14/8	14/19	4/2	9/5	16/15
SAMFORD	30/35	40/20	70-55	+15	27-63/19-58	.429/.328	4-20/8-27	.200/.296	12-20/9-11	.600/.818	42/34 +8	12/9	10/16	10/1	9/2	13/14
LIPSCOMB	40/28	51/40	91-68	+23	31-59/28-66	.525/.424	8-17/7-27	.471/.259	21-29/5-6	.724/.833	31/39 (8)	20/14	11/19	8/4	8/3	14/22
Iowa State	25/24	25/26	55-54	+1	22-62/22-60	.355/.367	3-21/5-21	.143/.238	8-10/5-11	.800/.455	46/34 +12	9/5	14/7	5/3	4/6	13/13
BOWLING GREEN	41/24	44/32	85-56	+29	34-61/21-57	.557/.368	6-15/6-17	.400/.353	11-14/8-12	.786/.667	38/28 +10	18/10	8/9	7/0	6/2	14/14
Butler	35/35	30/40	65-75	(10)	26-65/23-54	.400/.426	6-26/8-20	.231/.400	7-13/21-26	.538/.808	35/34 +1	8/13	8/6	1/4	4/1	20/15
TEXAS SOUTHERN	37/23	59/35	96-58	+38	40-71/21-69	.563/.304	6-17/5-23	.353/.217	10-17/11-14	.588/.786	44/37 +7	26/13	3/10	4/3	8/0	12/12
FAIRLEIGH DICKINSON	65/26	54/42	119-68	+51	44-68/20-63	.647/.317	12-25/8-20	.480/.400	19-29/20-22	.655/.909	41/28 +13	29/15	12/22	4/2	13/5	19/21
MARSHALL	38/50	42/30	93-91	+2	38-75/31-71	.507/.437	7-16/17-30	.438/.567	10-23/12-12	.435/1000	43/37 +6	21/18	11/15	8/2	9/6	12/16
Temple	26/26	30/24	56-50	+6	19-58/16-60	.328/.267	5-18/5-26	.278/.192	13-20/13-19	.650/.684	46/43 +3	7/8	15/16	6/2	8/5	16/18
TULANE	39/27	53/29	92-56	+36	33-58/17-62	.569/.274	13-24/3-21	.542/.143	13-17/19-28	.765/.679	37/35 +2	25/13	14/15	3/5	9/5	19/21
Houston	30/25	37/33	67-58	+9	22-57/23-63	.386/.365	10-24/3-19	.417/.158	13-21/9-14	.619/.643	43/39 +4	15/6	11/9	8/4	3/3	15/21
SMU	34/27	32/37	66-64	+2	25-54/24-60	.463/.400	12-26/9-23	.462/.391	4-7/7-10	.571/.700	27/37 (10)	19/14	4/7	6/4	1/3	10/12
East Carolina	31/23	24/23	55-46	+9	19-58/15-59	.328/.254	2-12/4-23	.167/.174	15-17/12-17	.882/.706	47/36 +11	10/5	11/11	9/8	8/3	15/17
TEMPLE	26/28	55/46	81-74	+7	28-56/27-51	.500/.529	5-14/12-26	.357/.462	20-24/8-11	.833/.727	32/23 +9	23/14	12/13	6/3	4/8	12/18
Tulane	38/22	40/39	78-61	+17	31-55/21-46	.564/.457	10-23/4-15	.435/.267	6-11/15-22	.545/.682	31/25 +6	14/9	18/16	2/1	6/4	23/14
XAVIER	36/44	50/34	86-78	+8	30-60/22-56	.500/.393	8-23/15-28	.348/.536	18-37/19-23	.486/.826	42/33 +9	14/18	8/12	9/3	5/3	19/29
USF	49/25	45/28	94-53	+41	32-66/17-51	.485/.333	12-34/6-13	.353/.462	18-30/13-20	.600/.650	40/36 +4	27/8	9/24	4/3	15/2	18/20
Tulsa	30/30	27/25	57-55	+2	18-51/17-42	.353/.405	6-24/4-11	.250/.364	15-19/17-24	.789/.708	28/38 (10)	10/9	11/16	1/2	10/3	18/16
UCONN	34/26	48/42	82-68	+14	30-60/24-57	.500/.421	12-26/9-18	.462/.500	10-12/11-14	.833/.786	35/29 +6	22/14	8/11	4/2	5/4	11/14
UCF	34/28	26/22	60-50	+10	23-65/19-48	.354/.396	9-29/3-15	.310/.200	5-5/9-11	1000/.818	34/36 (2)	19/8	5/16	4/3	12/3	13/7
SMU	28/28	23/32	51-60	(9)	17-49/19-45	.347/.422	11-32/10-21	.344/.476	6-9/12-17	.667/.706	31/32 (1)	15/14	12/11	6/4	5/4	14/11
USF	30/22	38/32	68-54	+14	25-59/18-49	.424/.367	6-18/6-15	.333/.400	12-20/12-16	.600/.750	35/38 (3)	15/7	10/21	8/5	13/4	15/18
TULSA	38/32	42/28	80-60	+20	28-50/19-44	.560/.432	8-17/11-19	.471/.579	16-26/11-17	.615/.647	29/21 +8	19/13	13/17	5/1	8/3	17/18
MEMPHIS	51/32	36/42	87-74	+13	28-57/31-57	.491/.544	8-21/4-13	.381/.308	23-28/8-12	.821/.667	34/27 +7	19/20	6/12	5/1	8/4	13/19
UCF	27/30	22/23	49-53	(4)	16-54/19-48	.296/.396	7-24/5-21	.292/.238	10-14/10-15	.714/.667	34/37 (3)	13/8	12/16	3/4	6/6	21/13
HOUSTON	37/20	28/27	65-47	+18	25-58/18-48	.431/.375	5-19/5-19	.263/.263	10-12/6-10	.833/.600	40/24 +16	14/6	11/13	3/4	7/2	13/13

Note: Game totals are displayed in the format TEAM/OPPONENT for each category



2016-17 Cincinnati Basketball
Cincinnati Game-by-Game Highs (as of Mar 03, 2017)
All games



Opponent	Date	Score	Points	Rebounds	Assists	Steals	Blocked shots
BROWN	11/11/16	84-55	23-EVANS, Jacob	12-WASHINGTON, Ky	6-CAUPAIN, Troy	3-CLARK, Gary	2-CLARK, Gary WASHINGTON, Kyl
ALBANY	11/14/16	74-51	19-EVANS, Jacob	5-MOORE, Quadri	5-CAUPAIN, Troy JENIFER, Justin	4-CAUPAIN, Troy	2-CLARK, Gary
vs Rhode Island	11/19/16	71-76	25-EVANS, Jacob	10-WASHINGTON, Ky	5-CAUPAIN, Troy	2-CAUPAIN, Troy	4-WASHINGTON, Kyl
vs Penn State	11/20/16	71-50	16-WASHINGTON, Ky	17-WASHINGTON, Ky	4-CAUPAIN, Troy	3-CLARK, Gary	2-CLARK, Gary
SAMFORD	11/23/16	70-55	18-WASHINGTON, Ky	12-WASHINGTON, Ky	4-CAUPAIN, Troy	3-JOHNSON, Kevin	3-WASHINGTON, Kyl BROOKS, Nysier
LIPSCOMB	11/26/16	91-68	17-CUMBERLAND, Ja	9-SCOTT, Tre	5-CAUPAIN, Troy SCOTT, Tre	3-CUMBERLAND, Ja	5-SCOTT, Tre
at Iowa State	12-01-16	55-54	13-WASHINGTON, Ky	10-CAUPAIN, Troy WASHINGTON, Kyl CLARK, Gary	2-EVANS, Jacob CLARK, Gary	1-EVANS, Jacob MOORE, Quadri CAUPAIN, Troy JOHNSON, Kevin	3-CLARK, Gary
BOWLING GREEN	12/04/16	85-56	24-WASHINGTON, Ky	6-WASHINGTON, Kyl CUMBERLAND, Jar CLARK, Gary	4-CAUPAIN, Troy	2-SCOTT, Tre	3-WASHINGTON, Kyl
at Butler	12/10/16	65-75	22-CAUPAIN, Troy	12-CLARK, Gary	2-CAUPAIN, Troy JOHNSON, Kevin	1-CLARK, Gary JOHNSON, Kevin CUMBERLAND, Jar CAUPAIN, Troy	1-EVANS, Jacob
TEXAS SOUTHERN	12/13/16	96-58	18-CUMBERLAND, Ja	9-WASHINGTON, Kyl	9-JENIFER, Justin	2-CLARK, Gary	1-WASHINGTON, Kyl CUMBERLAND, Jar BROOKS, Nysier SCOTT, Tre
FAIRLEIGH DICKINSON	12/17/16	119-68	18-JOHNSON, Kevin	8-CLARK, Gary WASHINGTON, Kyl	8-CAUPAIN, Troy	3-JOHNSON, Kevin	1-BROOKS, Nysier SCOTT, Tre JOHNSON, Kevin CLARK, Gary
MARSHALL	12/22/16	93-91	26-CLARK, Gary	12-CAUPAIN, Troy	6-CAUPAIN, Troy	4-EVANS, Jacob	2-CLARK, Gary
at Temple	12/28/16	56-50	11-EVANS, Jacob CLARK, Gary	7-WASHINGTON, Kyl	2-CAUPAIN, Troy CUMBERLAND, Jar	2-SCOTT, Tre EVANS, Jacob	2-CLARK, Gary
TULANE	01/01/17	92-56	19-CUMBERLAND, Ja	10-SCOTT, Tre	8-CAUPAIN, Troy	2-CAUPAIN, Troy EVANS, Jacob WASHINGTON, Kyl CUMBERLAND, Jar	1-CUMBERLAND, Ja BROOKS, Nysier WASHINGTON, Kyl
at Houston	1/7/17	67-58	19-WASHINGTON, Ky	9-WASHINGTON, Kyl	5-CAUPAIN, Troy	1-WASHINGTON, Kyl JOHNSON, Kevin EVANS, Jacob	3-CLARK, Gary
SMU	01/12/17	66-64	18-CLARK, Gary	7-CAUPAIN, Troy	6-CAUPAIN, Troy EVANS, Jacob	1-CLARK, Gary	3-WASHINGTON, Kyl
at East Carolina	01/15/17	55-46	16-WASHINGTON, Ky	11-WASHINGTON, Ky	4-JOHNSON, Kevin	3-JOHNSON, Kevin	5-BROOKS, Nysier
TEMPLE	01/18/17	81-74	18-CAUPAIN, Troy	9-CAUPAIN, Troy	8-CLARK, Gary	1-JOHNSON, Kevin CLARK, Gary EVANS, Jacob CUMBERLAND, Jar	2-BROOKS, Nysier CLARK, Gary
at Tulane	01/21/17	78-61	15-EVANS, Jacob	6-MOORE, Quadri CLARK, Gary	4-CAUPAIN, Troy	3-JOHNSON, Kevin	1-CLARK, Gary WASHINGTON, Kyl
XAVIER	01/26/17	86-78	21-EVANS, Jacob	11-CLARK, Gary	5-CAUPAIN, Troy	2-JOHNSON, Kevin CLARK, Gary	4-WASHINGTON, Kyl
USF	01/29/17	94-53	26-CUMBERLAND, Ja	8-CLARK, Gary	9-JENIFER, Justin	5-SCOTT, Tre	1-WASHINGTON, Kyl EVANS, Jacob MOORE, Quadri



2016-17 Cincinnati Basketball
Cincinnati Game-by-Game Highs (as of Mar 03, 2017)
All games



Opponent	Date	Score	Points	Rebounds	Assists	Steals	Blocked shots
							CUMBERLAND, Jar
at Tulsa	02/01/17	57-55	15-CAUPAIN, Troy	12-CLARK, Gary	3-EVANS, Jacob	3-JOHNSON, Kevin	1-CLARK, Gary
UConn	02/04/17	82-68	27-WASHINGTON, Ky	11-CLARK, Gary	6-CAUPAIN, Troy	4-CUMBERLAND, Ja	2-CLARK, Gary
UCF	02/08/17	60-50	14-WASHINGTON, Ky	11-WASHINGTON, Ky	6-CAUPAIN, Troy	4-EVANS, Jacob	2-EVANS, Jacob
					EVANS, Jacob	WASHINGTON, Kyl	WASHINGTON, Kyl
at SMU	02/12/17	51-60	15-EVANS, Jacob	12-CLARK, Gary	5-EVANS, Jacob	2-JOHNSON, Kevin	2-WASHINGTON, Kyl
at USF	02/15/17	68-54	14-JOHNSON, Kevin	14-CLARK, Gary	5-JENIFER, Justin	3-JOHNSON, Kevin	4-CLARK, Gary
TULSA	02/18/17	80-60	18-WASHINGTON, Ky	8-CLARK, Gary	8-CAUPAIN, Troy	2-SCOTT, Tre	2-WASHINGTON, Kyl
						EVANS, Jacob	
						JOHNSON, Kevin	
MEMPHIS	02/23/17	87-74	16-WASHINGTON, Ky	9-CLARK, Gary	7-CAUPAIN, Troy	3-CAUPAIN, Troy	3-EVANS, Jacob
at UCF	2/26/17	49-53	17-EVANS, Jacob	9-WASHINGTON, Kyl	5-CUMBERLAND, Ja	3-CAUPAIN, Troy	2-EVANS, Jacob
HOUSTON	03/02/17	65-47	14-CLARK, Gary	7-WASHINGTON, Kyl	5-CAUPAIN, Troy	2-JOHNSON, Kevin	2-EVANS, Jacob
				CLARK, Gary		CAUPAIN, Troy	



2016-17 Cincinnati Basketball
Cincinnati Points-Rebounds-Assists (as of Mar 03, 2017)
All games



Opponent	Date	Score		00	01	03	10	11	13	14
				MOORE,QUAD	EVANS,JACO	JENIFER,JU	CAUPAIN,TR	CLARK,GARY	SCOTT,TRE	BART,JACKS
BROWN	11/11/16	84-55	w	4-1-0	23-3-3	6-5-2	10-7-6	14-9-4	6-2-0	DNP
ALBANY	11/14/16	74-51	w	6-5-0	19-3-3	6-1-5	8-4-5	2-4-1	4-3-0	0-0-0
vs Rhode Island	11/19/16	71-76	L	DNP	25-6-0	3-0-0	12-4-5	4-6-2	0-0-0	DNP
vs Penn State	11/20/16	71-50	w	2-0-0	14-5-0	3-1-1	12-3-4	9-6-2	10-3-1	DNP
SAMFORD	11/23/16	70-55	w	DNP	12-7-3	0-0-1	7-5-4	13-7-0	0-2-0	DNP
LIPSCOMB	11/26/16	91-68	w	3-3-0	14-4-4	5-2-2	8-5-5	2-2-0	9-9-5	0-0-0
at Iowa State	12-01-16	55-54	w	0-1-0	11-3-2	0-0-1	7-10-1	11-10-2	0-3-1	DNP
BOWLING GREEN	12/04/16	85-56	w	1-0-0	7-3-3	14-3-1	12-4-4	8-6-3	2-4-1	0-0-0
at Butler	12/10/16	65-75	L	0-3-0	14-5-1	0-2-1	22-5-2	14-12-1	0-3-0	DNP
TEXAS SOUTHERN	12/13/16	96-58	w	4-1-0	10-3-1	8-2-9	8-4-4	13-3-6	11-7-3	0-0-0
FAIRLEIGH DICKINSON	12/17/16	119-68	w	9-2-0	17-5-4	13-0-5	10-4-8	6-8-4	10-3-2	0-0-0
MARSHALL	12/22/16	93-91	w	DNP	25-4-5	3-1-3	7-12-6	26-10-3	8-5-1	DNP
at Temple	12/28/16	56-50	w	5-0-0	11-5-1	2-0-1	5-6-2	11-6-1	5-6-0	DNP
TULANE	01/01/17	92-56	w	DNP	13-0-2	9-1-4	9-5-8	4-7-3	6-10-1	0-0-0
at Houston	1/7/17	67-58	w	DNP	12-5-3	0-1-3	13-6-5	11-8-2	0-0-0	DNP
SMU	01/12/17	66-64	w	0-0-0	2-5-6	0-1-0	16-7-6	18-5-2	4-2-0	DNP
at East Carolina	01/15/17	55-46	w	0-0-0	10-4-3	2-0-0	8-4-0	8-9-1	0-3-1	DNP
TEMPLE	01/18/17	81-74	w	DNP	15-4-3	0-0-0	18-9-7	7-7-8	2-1-0	DNP
at Tulane	01/21/17	78-61	w	14-6-1	15-4-0	0-1-2	14-1-4	6-6-2	7-3-0	DNP
XAVIER	01/26/17	86-78	w	DNP	21-7-3	0-0-0	16-3-5	13-11-3	0-1-0	DNP
USF	01/29/17	94-53	w	4-2-3	10-4-2	12-5-9	2-1-5	6-8-3	9-7-1	0-0-0
at Tulsa	02/01/17	57-55	w	3-1-0	10-3-3	0-0-0	15-2-2	9-12-2	0-0-1	DNP
UCONN	02/04/17	82-68	w	5-0-1	0-5-4	0-1-2	7-2-6	20-11-3	2-2-2	DNP
UCF	02/08/17	60-50	w	2-0-0	11-4-6	6-0-2	5-4-6	8-8-0	2-1-0	DNP
at SMU	02/12/17	51-60	L	0-0-0	15-2-5	1-0-2	2-1-3	6-12-3	0-0-0	DNP
at USF	02/15/17	68-54	w	2-0-0	10-1-3	0-0-5	8-1-3	13-14-0	0-1-0	DNP
TULSA	02/18/17	80-60	w	0-0-0	17-4-3	2-1-3	11-3-8	14-8-2	0-1-0	DNP
MEMPHIS	02/23/17	87-74	w	5-1-0	15-4-2	0-2-0	12-3-7	13-9-3	6-1-0	DNP
at UCF	2/26/17	49-53	L	DNP	17-3-2	0-2-1	3-6-4	3-3-0	0-0-0	DNP
HOUSTON	03/02/17	65-47	w	2-3-1	7-5-3	0-0-0	11-4-5	14-7-0	2-1-0	0-0-0

Opponent	Date	Score		24	25	32	33	34	45
				WASHINGTON	JOHNSON,KE	KOZ,JOHN	BROOKS,NYS	CUMBERLAND	TOBLER,ZAC
BROWN	11/11/16	84-55	w	16-12-5	0-2-1	DNP	1-1-0	3-0-2	1-1-0
ALBANY	11/14/16	74-51	w	13-3-0	4-4-0	0-0-0	1-1-1	11-2-1	0-1-0
vs Rhode Island	11/19/16	71-76	L	23-10-0	3-1-0	DNP	1-0-0	0-2-1	DNP
vs Penn State	11/20/16	71-50	w	16-17-2	3-1-1	DNP	0-1-0	2-1-3	DNP
SAMFORD	11/23/16	70-55	w	18-12-1	10-1-2	DNP	10-4-0	0-2-1	DNP
LIPSCOMB	11/26/16	91-68	w	15-2-2	13-3-1	DNP	5-0-0	17-1-1	0-0-0
at Iowa State	12-01-16	55-54	w	13-10-1	11-4-1	DNP	2-4-0	0-0-0	DNP
BOWLING GREEN	12/04/16	85-56	w	24-6-0	6-2-2	0-1-1	6-1-0	2-6-3	3-0-0
at Butler	12/10/16	65-75	L	7-0-0	4-2-2	DNP	0-0-0	4-1-1	DNP
TEXAS SOUTHERN	12/13/16	96-58	w	8-9-1	10-2-1	0-0-0	6-2-0	18-6-1	0-2-0
FAIRLEIGH DICKINSON	12/17/16	119-68	w	12-8-0	18-2-1	0-0-0	8-3-0	11-4-5	5-2-0
MARSHALL	12/22/16	93-91	w	8-5-0	12-2-3	DNP	2-0-0	2-0-0	DNP
at Temple	12/28/16	56-50	w	6-7-0	5-3-0	DNP	0-2-0	6-5-2	DNP
TULANE	01/01/17	92-56	w	9-3-4	15-3-2	0-0-0	5-1-0	19-4-1	3-0-0
at Houston	1/7/17	67-58	w	19-9-0	10-5-1	DNP	0-1-0	2-2-1	DNP
SMU	01/12/17	66-64	w	11-5-3	9-0-1	DNP	0-0-0	6-2-1	DNP
at East Carolina	01/15/17	55-46	w	16-11-0	5-5-4	DNP	2-4-0	4-4-1	DNP
TEMPLE	01/18/17	81-74	w	16-4-0	16-2-4	DNP	2-1-0	5-2-1	DNP
at Tulane	01/21/17	78-61	w	4-1-1	14-2-1	DNP	0-3-1	4-1-2	DNP
XAVIER	01/26/17	86-78	w	12-8-1	5-4-1	DNP	4-3-0	15-4-1	0-0-0
USF	01/29/17	94-53	w	13-3-0	3-1-0	0-1-1	8-1-0	26-3-3	1-1-0
at Tulsa	02/01/17	57-55	w	10-8-1	6-0-0	DNP	DNP	4-0-1	DNP
UCONN	02/04/17	82-68	w	27-8-2	6-2-1	DNP	DNP	15-2-1	DNP
UCF	02/08/17	60-50	w	14-11-1	9-0-0	DNP	DNP	3-0-4	DNP
at SMU	02/12/17	51-60	L	11-6-0	13-2-2	DNP	0-0-0	3-1-0	DNP
at USF	02/15/17	68-54	w	13-9-1	14-1-1	DNP	1-1-0	7-4-2	0-0-0
TULSA	02/18/17	80-60	w	18-6-1	15-3-1	DNP	3-2-0	DNP	0-0-1
MEMPHIS	02/23/17	87-74	w	16-6-0	7-3-3	DNP	4-2-0	9-2-4	DNP
at UCF	2/26/17	49-53	L	7-9-0	6-2-1	DNP	2-1-0	11-3-5	DNP
HOUSTON	03/02/17	65-47	w	9-7-1	7-4-4	DNP	0-2-0	10-3-0	3-0-0



2016-17 Cincinnati Basketball
Cincinnati Season/Career Statistics (as of Mar 03, 2017)
All games



SEASON STATISTICS

CAREER STATISTICS

SUMMARY	gp-gs	min/g	fg%	3fg%	ft%	r/g	a/g	stl	blk	pts/g	gp-gs	min/g	fg%	3fg%	ft%	r/g	a/g	stl	blk	pts/g
WASHINGTON, Kyle	30-29	25.2	.511	.417	.684	7.2	0.9	12	42	13.5	30-29	25.2	.511	.417	.684	7.2	0.9	12	42	13.5
EVANS, Jacob	30-30	31.2	.468	.392	.725	4.0	2.8	39	26	13.4	63-38	27.7	.424	.363	.755	4.0	2.2	66	53	10.8
CLARK, Gary	30-29	28.1	.541	.308	.659	7.8	2.2	29	36	10.2	97-95	28.8	.527	.362	.662	7.9	2.0	105	130	9.4
CAUPAIN, Troy	30-30	31.9	.395	.303	.667	4.5	4.7	38	10	9.9	131-96	28.8	.397	.333	.762	3.5	3.8	147	31	9.5
JOHNSON, Kevin	30-30	28.5	.393	.329	.806	2.3	1.4	43	4	8.6	130-56	20.3	.378	.327	.761	1.6	1.3	114	13	6.2
CUMBERLAND, Jarron	29-0	17.8	.473	.367	.629	2.3	1.7	27	8	7.6	29-0	17.8	.473	.367	.629	2.3	1.7	27	8	7.6
SCOTT, Tre	30-0	11.1	.518	.333	.500	2.8	0.7	17	15	3.5	30-0	11.1	.518	.333	.500	2.8	0.7	17	15	3.5
MOORE, Quadri	22-1	8.0	.400	.391	.824	1.3	0.3	5	3	3.2	74-1	7.8	.388	.347	.745	1.2	0.2	20	9	2.5
JENIFER, Justin	30-0	13.6	.419	.372	.500	1.1	2.2	14	0	3.2	57-0	11.2	.396	.356	.618	0.9	1.7	28	0	2.8
BROOKS, Nysier	27-0	8.2	.600	.000	.559	1.5	0.1	4	21	2.7	27-0	8.2	.600	.000	.559	1.5	0.1	4	21	2.7
TOBLER, Zack	12-1	2.2	.308	.400	.750	0.6	0.1	2	0	1.3	34-1	2.0	.259	.222	.571	0.4	0.1	2	0	0.8
BART, Jackson	8-0	1.4	.000	.000	.000	0.0	0.0	0	0	0.0	8-0	1.4	.000	.000	.000	0.0	0.0	0	0	0.0
KOZ, John	6-0	1.7	.000	.000	.000	0.3	0.3	0	0	0.0	6-0	1.7	.000	.000	.000	0.3	0.3	0	0	0.0

SCORING	fg-fga	fg%	3fg-fga	3fg%	ft-fta	ft%	pts	pts/g	fg-fga	fg%	3fg-fga	3fg%	ft-fta	ft%	pts	pts/g
WASHINGTON, Kyle	162-317	.511	15-36	.417	65-95	.684	404	13.5	162-317	.511	15-36	.417	65-95	.684	404	13.5
EVANS, Jacob	140-299	.468	56-143	.392	66-91	.725	402	13.4	234-552	.424	101-278	.363	111-147	.755	680	10.8
CLARK, Gary	120-222	.541	12-39	.308	54-82	.659	306	10.2	356-675	.527	25-69	.362	178-269	.662	915	9.4
CAUPAIN, Troy	105-266	.395	36-119	.303	52-78	.667	298	9.9	408-1028	.397	141-423	.333	281-369	.762	1238	9.5
JOHNSON, Kevin	92-234	.393	46-140	.329	29-36	.806	259	8.6	275-728	.378	144-441	.327	108-142	.761	802	6.2
CUMBERLAND, Jarron	71-150	.473	33-90	.367	44-70	.629	219	7.6	71-150	.473	33-90	.367	44-70	.629	219	7.6
SCOTT, Tre	44-85	.518	1-3	.333	16-32	.500	105	3.5	44-85	.518	1-3	.333	16-32	.500	105	3.5
MOORE, Quadri	24-60	.400	9-23	.391	14-17	.824	71	3.2	66-170	.388	17-49	.347	38-51	.745	187	2.5
JENIFER, Justin	36-86	.419	16-43	.372	7-14	.500	95	3.2	57-144	.396	26-73	.356	21-34	.618	161	2.8
BROOKS, Nysier	27-45	.600	0-0	.000	19-34	.559	73	2.7	27-45	.600	0-0	.000	19-34	.559	73	2.7
TOBLER, Zack	4-13	.308	2-5	.400	6-8	.750	16	1.3	7-27	.259	2-9	.222	12-21	.571	28	0.8
BART, Jackson	0-2	.000	0-2	.000	0-0	.000	0	0.0	0-2	.000	0-2	.000	0-0	.000	0	0.0
KOZ, John	0-2	.000	0-2	.000	0-0	.000	0	0.0	0-2	.000	0-2	.000	0-0	.000	0	0.0

TOTALS	o-reb	d-reb	t-reb	pf	fo	ast	to	a/to	o-reb	d-reb	t-reb	pf	fo	ast	to	a/to
WASHINGTON, Kyle	69	146	215	73	2	28	49	0.6	69	146	215	73	2	28	49	0.6
EVANS, Jacob	43	77	120	63	0	83	39	2.1	79	176	255	124	2	137	64	2.1
CLARK, Gary	94	140	234	53	0	66	35	1.9	301	469	770	183	0	193	115	1.7
CAUPAIN, Troy	19	116	135	44	0	140	36	3.9	65	395	460	191	1	497	210	2.4
JOHNSON, Kevin	19	49	68	53	0	42	36	1.2	63	142	205	214	0	163	145	1.1
CUMBERLAND, Jarron	27	40	67	51	0	49	28	1.8	27	40	67	51	0	49	28	1.8
SCOTT, Tre	23	61	84	23	0	20	16	1.3	23	61	84	23	0	20	16	1.3
MOORE, Quadri	7	22	29	27	0	6	18	0.3	26	65	91	74	1	14	55	0.3
JENIFER, Justin	8	24	32	30	0	65	15	4.3	10	40	50	48	0	99	32	3.1
BROOKS, Nysier	16	25	41	44	1	2	18	0.1	16	25	41	44	1	2	18	0.1
TOBLER, Zack	2	5	7	6	0	1	3	0.3	6	7	13	12	0	2	5	0.4
BART, Jackson	0	0	0	2	0	0	0	0.0	0	0	0	2	0	0	0	0.0
KOZ, John	0	2	2	0	0	2	0	0.0	0	2	2	0	0	2	0	0.0



2016-17 Cincinnati Basketball
Cincinnati Team High/Low Analysis (as of Mar 03, 2017)
All games



Cincinnati - TEAM GAME HIGHS

POINTS	119	FAIRLEIGH DICKINSON (12/17/16)
	96	TEXAS SOUTHERN (12/13/16)
	94	USF (01/29/17)
	93	MARSHALL (12/22/16)
	92	TULANE (01/01/17)
FIELD GOALS MADE	44	FAIRLEIGH DICKINSON (12/17/16)
	40	TEXAS SOUTHERN (12/13/16)
FIELD GOAL ATTEMPTS	75	MARSHALL (12/22/16)
	71	TEXAS SOUTHERN (12/13/16)
FIELD GOAL PERCENTAGE	.647 (44-68)	FAIRLEIGH DICKINSON (12/17/16)
	.579 (33-57)	BROWN (11/11/16)
3 PT FIELD GOALS MADE	13	TULANE (01/01/17)
	12	UConn (02/04/17)
	12	USF (01/29/17)
	12	SMU (01/12/17)
	12	FAIRLEIGH DICKINSON (12/17/16)
3 PT FG ATTEMPTS	34	USF (01/29/17)
	32	at SMU (02/12/17)
3 PT FG PERCENTAGE	.542 (13-24)	TULANE (01/01/17)
	.480 (12-25)	FAIRLEIGH DICKINSON (12/17/16)
FREE THROWS MADE	23	MEMPHIS (02/23/17)
	21	LIPSCOMB (11/26/16)
FREE THROW ATTEMPTS	37	XAVIER (01/26/17)
	30	USF (01/29/17)
FREE THROW PERCENTAGE	1.000 (5-5)	UCF (02/08/17)
	.882 (15-17)	at East Carolina (01/15/17)
REBOUNDS	47	at East Carolina (01/15/17)
	46	at Temple (12/28/16)
	46	at Iowa State (12-01-16)
ASSISTS	29	FAIRLEIGH DICKINSON (12/17/16)
	27	USF (01/29/17)
STEALS	15	USF (01/29/17)
	13	at USF (02/15/17)
	13	FAIRLEIGH DICKINSON (12/17/16)
	13	ALBANY (11/14/16)
BLOCKED SHOTS	10	SAMFORD (11/23/16)
	9	XAVIER (01/26/17)
	9	at East Carolina (01/15/17)
	9	BROWN (11/11/16)
TURNOVERS	18	at Tulane (01/21/17)
	15	at Temple (12/28/16)
FOULS	23	at Tulane (01/21/17)
	21	at UCF (2/26/17)
	21	ALBANY (11/14/16)



2016-17 Cincinnati Basketball
Cincinnati High/Low Analysis (as of Mar 03, 2017)
All games



Opponent - GAME HIGHS

POINTS	91	MARSHALL (12/22/16)
	78	XAVIER (01/26/17)
	76	vs Rhode Island (11/19/16)
	75	at Butler (12/10/16)
	74	MEMPHIS (02/23/17)
	74	TEMPLE (01/18/17)
FIELD GOALS MADE	31	MEMPHIS (02/23/17)
	31	MARSHALL (12/22/16)
FIELD GOAL ATTEMPTS	71	MARSHALL (12/22/16)
	69	TEXAS SOUTHERN (12/13/16)
FIELD GOAL PERCENTAGE	.544 (31-57)	MEMPHIS (02/23/17)
	.529 (27-51)	TEMPLE (01/18/17)
3 PT FIELD GOALS MADE	17	MARSHALL (12/22/16)
	15	XAVIER (01/26/17)
3 PT FG ATTEMPTS	30	MARSHALL (12/22/16)
	28	XAVIER (01/26/17)
3 PT FG PERCENTAGE	.579 (11-19)	TULSA (02/18/17)
	.567 (17-30)	MARSHALL (12/22/16)
FREE THROWS MADE	21	at Butler (12/10/16)
	20	FAIRLEIGH DICKINSON (12/17/16)
FREE THROW ATTEMPTS	28	TULANE (01/01/17)
	26	at Butler (12/10/16)
FREE THROW PERCENTAGE	1.000 (12-12)	MARSHALL (12/22/16)
	.917 (11-12)	vs Penn State (11/20/16)
REBOUNDS	43	at Temple (12/28/16)
	39	at Houston (1/7/17)
	39	LIPSCOMB (11/26/16)
	39	vs Rhode Island (11/19/16)
ASSISTS	20	MEMPHIS (02/23/17)
	18	XAVIER (01/26/17)
	18	MARSHALL (12/22/16)
STEALS	8	TEMPLE (01/18/17)
	6	at UCF (2/26/17)
	6	MARSHALL (12/22/16)
	6	at Iowa State (12-01-16)
BLOCKED SHOTS	8	at East Carolina (01/15/17)
	5	at USF (02/15/17)
	5	TULANE (01/01/17)
	5	vs Rhode Island (11/19/16)
TURNOVERS	24	USF (01/29/17)
	22	FAIRLEIGH DICKINSON (12/17/16)
	22	ALBANY (11/14/16)
FOULS	29	XAVIER (01/26/17)
	22	LIPSCOMB (11/26/16)



2016-17 Cincinnati Basketball
Cincinnati High/Low Analysis (as of Mar 03, 2017)
All games



Cincinnati - GAME LOWS

POINTS	49	at UCF (2/26/17)
	51	at SMU (02/12/17)
	55	at Iowa State (12-01-16)
	55	at East Carolina (01/15/17)
	56	at Temple (12/28/16)
FIELD GOALS MADE	16	at UCF (2/26/17)
	17	at SMU (02/12/17)
FIELD GOAL ATTEMPTS	49	at SMU (02/12/17)
	50	TULSA (02/18/17)
FIELD GOAL PERCENTAGE	.296 (16-54)	at UCF (2/26/17)
	.328 (19-58)	at Temple (12/28/16)
	.328 (19-58)	at East Carolina (01/15/17)
3 PT FIELD GOALS MADE	2	at East Carolina (01/15/17)
	3	at Iowa State (12-01-16)
3 PT FG ATTEMPTS	12	at East Carolina (01/15/17)
	14	TEMPLE (01/18/17)
3 PT FG PERCENTAGE	.143 (3-21)	at Iowa State (12-01-16)
	.167 (2-12)	at East Carolina (01/15/17)
FREE THROWS MADE	4	SMU (01/12/17)
	5	vs Penn State (11/20/16)
	5	UCF (02/08/17)
FREE THROW ATTEMPTS	5	UCF (02/08/17)
	7	SMU (01/12/17)
FREE THROW PERCENTAGE	.435 (10-23)	MARSHALL (12/22/16)
	.486 (18-37)	XAVIER (01/26/17)
REBOUNDS	27	SMU (01/12/17)
	28	at Tulsa (02/01/17)
ASSISTS	7	at Temple (12/28/16)
	8	vs Rhode Island (11/19/16)
	8	at Butler (12/10/16)
STEALS	1	SMU (01/12/17)
	3	at Houston (1/7/17)
BLOCKED SHOTS	1	at Butler (12/10/16)
	1	at Tulsa (02/01/17)
TURNOVERS	3	TEXAS SOUTHERN (12/13/16)
	4	SMU (01/12/17)
FOULS	10	SMU (01/12/17)
	11	UCONN (02/04/17)



2016-17 Cincinnati Basketball
Cincinnati High/Low Analysis (as of Mar 03, 2017)
All games



Opponent - GAME LOWS

POINTS	46	at East Carolina (01/15/17)
	47	HOUSTON (03/02/17)
	50	vs Penn State (11/20/16)
	50	at Temple (12/28/16)
	50	UCF (02/08/17)
FIELD GOALS MADE	15	at East Carolina (01/15/17)
	16	at Temple (12/28/16)
FIELD GOAL ATTEMPTS	42	at Tulsa (02/01/17)
	44	TULSA (02/18/17)
FIELD GOAL PERCENTAGE	.254 (15-59)	at East Carolina (01/15/17)
	.267 (16-60)	at Temple (12/28/16)
3 PT FIELD GOALS MADE	2	ALBANY (11/14/16)
	3	TULANE (01/01/17)
	3	at Houston (1/7/17)
	3	UCF (02/08/17)
3 PT FG ATTEMPTS	11	at Tulsa (02/01/17)
	13	USF (01/29/17)
	13	MEMPHIS (02/23/17)
3 PT FG PERCENTAGE	.143 (2-14)	ALBANY (11/14/16)
	.143 (3-21)	TULANE (01/01/17)
FREE THROWS MADE	5	LIPSCOMB (11/26/16)
	5	at Iowa State (12-01-16)
FREE THROW ATTEMPTS	6	LIPSCOMB (11/26/16)
	10	SMU (01/12/17)
	10	HOUSTON (03/02/17)
FREE THROW PERCENTAGE	.455 (5-11)	at Iowa State (12-01-16)
	.600 (6-10)	HOUSTON (03/02/17)
REBOUNDS	21	TULSA (02/18/17)
	23	BROWN (11/11/16)
	23	TEMPLE (01/18/17)
ASSISTS	5	at Iowa State (12-01-16)
	5	at East Carolina (01/15/17)
STEALS	0	TEXAS SOUTHERN (12/13/16)
	1	at Butler (12/10/16)
BLOCKED SHOTS	0	BOWLING GREEN (12/04/16)
	1	BROWN (11/11/16)
	1	ALBANY (11/14/16)
	1	SAMFORD (11/23/16)
	1	at Tulane (01/21/17)
	1	TULSA (02/18/17)
	1	MEMPHIS (02/23/17)
TURNOVERS	6	at Butler (12/10/16)
	7	at Iowa State (12-01-16)
	7	SMU (01/12/17)
FOULS	7	UCF (02/08/17)
	11	at SMU (02/12/17)



2016-17 Cincinnati Basketball
 Cincinnati Player High/Low Analysis (as of Mar 03, 2017)
All games



Cincinnati - INDIVIDUAL GAME HIGHS

Points	27		WASHINGTON, Kyle vs UConn (02/04/17)
	26		CUMBERLAND, Jarron vs USF (01/29/17)
	26		CLARK, Gary vs Marshall (12/22/16)
	25		EVANS, Jacob vs Marshall (12/22/16)
	25		EVANS, Jacob vs Rhode Island (11/19/16)
Field Goals Made	12		CLARK, Gary vs Marshall (12/22/16)
	11		WASHINGTON, Kyle vs UConn (02/04/17)
	11		WASHINGTON, Kyle vs Bowling Green (12/04/16)
Field Goal Att.	18		WASHINGTON, Kyle vs UConn (02/04/17)
	17		WASHINGTON, Kyle at Houston (1/7/17)
FG Pct (min 5 made)	1.000	(5-5)	SCOTT, Tre vs Fairleigh Dickinson (12/17/16)
	.889	(8-9)	CLARK, Gary vs SMU (01/12/17)
3-Point FG Made	6		CUMBERLAND, Jarron vs USF (01/29/17)
	5		EVANS, Jacob at SMU (02/12/17)
	5		CAUPAIN, Troy vs SMU (01/12/17)
3-Point FG Att.	11		EVANS, Jacob at SMU (02/12/17)
	9		EVANS, Jacob at Tulsa (02/01/17)
	9		CUMBERLAND, Jarron vs USF (01/29/17)
	9		EVANS, Jacob vs Xavier (01/26/17)
3-Pt FG Pct (min 2 made)	1.000	(4-4)	CUMBERLAND, Jarron vs Texas Southern (12/13/16)
	1.000	(3-3)	CUMBERLAND, Jarron vs Tulane (01/01/17)
Free Throws Made	8		CAUPAIN, Troy vs Temple (01/18/17)
	8		CUMBERLAND, Jarron vs Lipscomb (11/26/16)
Free Throw Att.	14		WASHINGTON, Kyle vs Xavier (01/26/17)
	10		CLARK, Gary vs Memphis (02/23/17)
	10		CUMBERLAND, Jarron vs Lipscomb (11/26/16)
	10		CLARK, Gary vs Samford (11/23/16)
FT Pct (min 3 made)	1.000	(6-6)	WASHINGTON, Kyle vs Memphis (02/23/17)
	1.000	(4-4)	CLARK, Gary vs Tulsa (02/18/17)
	1.000	(4-4)	WASHINGTON, Kyle at Tulsa (02/01/17)
	1.000	(4-4)	JOHNSON, Kevin at Tulsa (02/01/17)
	1.000	(4-4)	MOORE, Quadri vs USF (01/29/17)
	1.000	(4-4)	WASHINGTON, Kyle at East Carolina (01/15/17)
	1.000	(4-4)	JOHNSON, Kevin at Houston (1/7/17)
	1.000	(4-4)	WASHINGTON, Kyle vs Brown (11/11/16)
	1.000	(3-3)	WASHINGTON, Kyle vs Houston (03/02/17)
	1.000	(3-3)	CAUPAIN, Troy at Tulsa (02/01/17)
	1.000	(3-3)	CLARK, Gary vs Temple (01/18/17)
	1.000	(3-3)	WASHINGTON, Kyle vs Tulane (01/01/17)
	1.000	(3-3)	TOBLER, Zack vs Fairleigh Dickinson (12/17/16)
	1.000	(3-3)	CAUPAIN, Troy at Iowa State (12-01-16)
	1.000	(3-3)	EVANS, Jacob vs Samford (11/23/16)
Rebounds	17		WASHINGTON, Kyle vs Penn State (11/20/16)
	14		CLARK, Gary at USF (02/15/17)
Assists	9		JENIFER, Justin vs USF (01/29/17)
	9		JENIFER, Justin vs Texas Southern (12/13/16)
Steals	5		SCOTT, Tre vs USF (01/29/17)
	4		WASHINGTON, Kyle vs UCF (02/08/17)
	4		EVANS, Jacob vs UCF (02/08/17)
	4		CUMBERLAND, Jarron vs UConn (02/04/17)
	4		CUMBERLAND, Jarron vs USF (01/29/17)
	4		EVANS, Jacob vs Marshall (12/22/16)
	4		CAUPAIN, Troy vs Albany (11/14/16)

Blocked Shots	5	BROOKS, Nysier at East Carolina (01/15/17)
	5	SCOTT, Tre vs Lipscomb (11/26/16)
Turnovers	5	WASHINGTON, Kyle vs Fairleigh Dickinson (12/17/16)
	4	CUMBERLAND, Jarron vs Houston (03/02/17)
	4	CAUPAIN, Troy at UCF (2/26/17)
	4	WASHINGTON, Kyle vs Penn State (11/20/16)
	4	EVANS, Jacob vs Rhode Island (11/19/16)
	4	MOORE, Quadri vs Albany (11/14/16)
	4	CAUPAIN, Troy vs Brown (11/11/16)
Fouls	5	WASHINGTON, Kyle at Tulane (01/21/17)
	5	BROOKS, Nysier vs Tulane (01/01/17)
	5	WASHINGTON, Kyle at Butler (12/10/16)



2016-17 Cincinnati Basketball
Cincinnati Opponent High/Low Analysis (as of Mar 03, 2017)
All games



OPPONENT INDIVIDUAL GAME HIGHS

Points	40	BLUIETT, Trevon vs Xavier (01/26/17)
	28	BROWNING, Stevie vs Marshall (12/22/16)
	27	TAYLOR, B.J. at UCF (2/26/17)
	25	ALSTON, JR., Shizz vs Temple (01/18/17)
	24	Stephan JIGGETTS vs Fairleigh Dickinson (12/17/16)
Field Goals Made	12	BLUIETT, Trevon vs Xavier (01/26/17)
	11	BROWNING, Stevie vs Marshall (12/22/16)
Field Goal Att.	22	GRAY, Rob at Houston (1/7/17)
	22	BROWNING, Stevie vs Marshall (12/22/16)
FG Pct (min 5 made)	1.000 (7-7)	FALL, Tacko vs UCF (02/08/17)
	1.000 (6-6)	RIVERS, Jimario vs Memphis (02/23/17)
3-Point FG Made	9	BLUIETT, Trevon vs Xavier (01/26/17)
	6	ETOU, Junior vs Tulsa (02/18/17)
	6	BROWNING, Stevie vs Marshall (12/22/16)
3-Point FG Att.	11	BLUIETT, Trevon vs Xavier (01/26/17)
	11	Garner, Shep vs Penn State (11/20/16)
3-Pt FG Pct (min 2 made)	1.000 (2-2)	WHEELER, Jaleel vs Tulsa (02/18/17)
	1.000 (2-2)	EMELOGU, Ben at SMU (02/12/17)
	1.000 (2-2)	JACKSON, Vance vs UConn (02/04/17)
	1.000 (2-2)	BURKS, C.J. vs Marshall (12/22/16)
Free Throws Made	11	Stephan JIGGETTS vs Fairleigh Dickinson (12/17/16)
	8	THORPE, Geno at USF (02/15/17)
Free Throw Att.	12	Stephan JIGGETTS vs Fairleigh Dickinson (12/17/16)
	9	BLUIETT, Trevon vs Xavier (01/26/17)
	9	ONA EMBO, Ray vs Tulane (01/01/17)
	9	DINGLE, Daniel at Temple (12/28/16)
FT Pct (min 3 made)	1.000 (8-8)	THORPE, Geno at USF (02/15/17)
	1.000 (6-6)	FRAZIER, Melvin at Tulane (01/21/17)
	1.000 (5-5)	Jalan McCloud vs Texas Southern (12/13/16)
	1.000 (4-4)	TAYLOR, B.J. vs UCF (02/08/17)
	1.000 (4-4)	VITAL, Christian vs UConn (02/04/17)
	1.000 (4-4)	WHEELER, Jaleel at Tulsa (02/01/17)
	1.000 (4-4)	SUMNER, Edmond vs Xavier (01/26/17)
	1.000 (4-4)	BARKLEY, Kentrell at East Carolina (01/15/17)
	1.000 (4-4)	MILTON, Shake vs SMU (01/12/17)
	1.000 (4-4)	VANBECK, Wes at Houston (1/7/17)
	1.000 (4-4)	ROSE, Quinton at Temple (12/28/16)
	1.000 (4-4)	TAYLOR, Ryan vs Marshall (12/22/16)
	1.000 (4-4)	ELMORE, Jon vs Marshall (12/22/16)
	1.000 (4-4)	Christen Cunningham vs Samford (11/23/16)
	1.000 (4-4)	Stevens, Lamar vs Penn State (11/20/16)
	1.000 (4-4)	Carr, Tony vs Penn State (11/20/16)
	1.000 (4-4)	MARTIN, Hassan vs Rhode Island (11/19/16)
	1.000 (4-4)	CREMO, Joe vs Albany (11/14/16)
	1.000 (3-3)	BIRT, Pat vs Tulsa (02/18/17)
	1.000 (3-3)	GRAY, Rob at Houston (1/7/17)
Rebounds	13	EDOGI, TK at Tulsa (02/01/17)
	11	DA SILVA, Tulio at USF (02/15/17)
	11	FALL, Tacko vs UCF (02/08/17)
	11	BROWN, Sterling vs SMU (01/12/17)
	11	MOORE, Ben vs SMU (01/12/17)
	11	REYES, Sammis vs Tulane (01/01/17)
	11	AFLAKPUI, Ernest at Temple (12/28/16)

	11	Wyatt Walker vs Samford (11/23/16)
	11	Watkins, Mike vs Penn State (11/20/16)
Assists	11	MARTIN, Jeremiah vs Memphis (02/23/17)
	7	SUMNER, Edmond vs Xavier (01/26/17)
Steals	5	ALSTON, JR., Shizz vs Temple (01/18/17)
	4	Thomas, Matt at Iowa State (12-01-16)
Blocked Shots	5	WASHINGTON, Andre at East Carolina (01/15/17)
	4	FALL, Tacko at UCF (2/26/17)
	4	NKALI, Bertrand at Houston (1/7/17)
Turnovers	8	CREMO,Joe vs Albany (11/14/16)
	6	FALL, Tacko vs UCF (02/08/17)
	6	HOLSTON, Troy vs USF (01/29/17)
	6	BIBBY, Michael vs USF (01/29/17)
	6	WILLIAMS,Josh vs Lipscomb (11/26/16)
Fouls	5	GUERRERO, Ruben at USF (02/15/17)
	5	MOORE, Ben at SMU (02/12/17)
	5	ZEIGLER, Bo vs USF (01/29/17)
	5	JONES, Tyrique vs Xavier (01/26/17)
	5	ENECHIONYIA, Obi vs Temple (01/18/17)
	5	SMITH, Ryan vs Tulane (01/01/17)
	5	AFLAKPUI, Ernest at Temple (12/28/16)
	5	TAYLOR, Ryan vs Marshall (12/22/16)
	5	Derrick Griffin vs Texas Southern (12/13/16)
	5	MARTIN, Hassan vs Rhode Island (11/19/16)



Official Basketball Box Score -- Game Totals -- Final Statistics
Cincinnati vs UCONN
 1/28/16 7:00 p.m. at XL Center Hartford, Conn.



Cincinnati 58 • (16-6, 6-3)

##	Player		Total	3-Ptr	FT-FTA	Rebounds			PF	TP	A	TO	Blk	Stl	Min
			FG-FGA	FG-FGA		Off	Def	Tot							
02	ELLIS, Octavius	f	4-8	0-0	2-2	1	6	7	2	10	1	2	2	1	31
11	CLARK, Gary	f	4-7	1-2	4-7	2	4	6	2	13	3	4	4	0	32
24	THOMAS, Shaq	f	1-3	0-0	0-1	2	1	3	0	2	1	2	0	1	18
10	CAUPAIN, Troy	g	3-11	2-5	0-0	1	3	4	2	8	0	4	1	2	36
21	COBB, Farad	g	4-12	3-8	2-2	2	4	6	1	13	1	1	0	1	33
00	MOORE, Quadri		0-0	0-0	0-0	0	0	0	1	0	0	0	0	0	2
01	EVANS, Jacob		3-7	1-2	0-0	1	4	5	2	7	2	0	3	1	23
22	DeBERRY, Coreontae		1-2	0-0	0-0	0	3	3	2	2	0	0	0	0	9
25	JOHNSON, Kevin		1-5	1-4	0-0	0	0	0	0	3	4	1	0	1	16
Team						2	0	2							
Totals			21-55	8-21	8-12	11	25	36	12	58	12	14	10	7	200

FG % 1st Half: 11-29 37.9% 2nd half: 10-26 38.5% Game: 21-55 38.2%
 3FG % 1st Half: 4-12 33.3% 2nd half: 4-9 44.4% Game: 8-21 38.1%
 FT % 1st Half: 5-7 71.4% 2nd half: 3-5 60.0% Game: 8-12 66.7%

Deadball
Rebounds
2

UCONN 57 • (14-6, 5-3)

##	Player		Total	3-Ptr	FT-FTA	Rebounds			PF	TP	A	TO	Blk	Stl	Min
			FG-FGA	FG-FGA		Off	Def	Tot							
32	MILLER, Shonn	f	5-10	0-0	1-2	2	6	8	3	11	0	1	4	3	34
00	NOLAN, Phillip	c	1-4	0-0	0-0	2	2	4	4	2	0	0	0	0	11
02	ADAMS, Jalen	g	4-7	1-3	2-2	1	1	2	0	11	2	2	0	1	30
04	GIBBS, Sterling	g	5-9	3-5	1-1	0	2	2	2	14	4	0	0	0	37
05	HAMILTON, Daniel	g	2-11	1-4	0-0	1	7	8	2	5	8	4	2	1	38
12	FACEY, Kentan		1-2	0-0	0-0	1	2	3	3	2	0	1	1	0	7
13	ENOCH, Steven		0-0	0-0	0-0	0	0	0	1	0	0	1	0	0	5
21	CALHOUN, Omar		0-0	0-0	0-0	0	0	0	0	0	0	0	0	0	5
44	PURVIS, Rodney		5-17	1-4	1-3	1	2	3	0	12	3	1	0	2	33
Team						3	3	6				4			
Totals			23-60	6-16	5-8	11	25	36	15	57	17	14	7	7	200

FG % 1st Half: 14-28 50.0% 2nd half: 9-32 28.1% Game: 23-60 38.3%
 3FG % 1st Half: 5-8 62.5% 2nd half: 1-8 12.5% Game: 6-16 37.5%
 FT % 1st Half: 3-4 75.0% 2nd half: 2-4 50.0% Game: 5-8 62.5%

Deadball
Rebounds
4

Officials: Ray Natili, Roger Ayers, Brian O'Connell
 Technical fouls: Cincinnati-None. UCONN-None.
 Attendance: 13242

Score by periods	1st	2nd	Total
Cincinnati	31	27	58
UCONN	36	21	57

	In Paint	Off T/O	2nd Chance	Fast Break	Bench
Points					
CIN	24	12	11	6	12
UCONN	32	9	5	11	14

Last FG - CIN 2nd-00:11, UCONN 2nd-01:44.
 Largest lead - CIN by 6 1st-16:40, UCONN by 7 1st-00:28.

Score tied - 6 times.
 Lead changed - 12 times.