

2012-13 SCHEDULE/RESULTS

Day/Date	Opponent	TV	Time/Result
Mon./Oct. 29	Grand Valley State (EXH.)	BearcatsTV	W, 80-60
Mon./Nov. 5	Bellarmine (EXH.)	BearcatsTV	W, 86-51
Sun./Nov. 11	UT Martin	FSO	W, 80-57
Tues./Nov. 13	Mississippi Valley State	ESPN3	W, 102-60
Sun./Nov. 18	1-North Carolina A&T	FSO	W, 93-39
Tues./Nov. 20	1-Campbell	FSO	W, 91-72
Fri./Nov. 23	1-Iowa State	CBS SN	W, 78-70
Sat./Nov. 24	1-Oregon	CBS SN	W, 77-66
Sat./Dec. 1	2-Alabama	ESPN2	W, 58-56
Thurs./Dec. 6	Arkansas-Little Rock	FSO	W, 87-53
Sat./Dec. 8	Maryland Eastern Shore	FSO	W, 92-60
Sat./Dec. 15	3-at Marshall	CBS SN	2 p.m.
Wed./Dec. 19	4-Xavier	ESPN2	7 p.m.
Sat./Dec. 22	Wright State	FSO	4 p.m.
Thurs./Dec. 27	New Mexico	ESPN2	9 p.m.
Mon./Dec. 31	at Pittsburgh	ESPN2	Noon
Sat./Jan. 5	St. John's	ESPNU	4 p.m.
Mon./Jan. 7	Notre Dame	ESPN2	6:30 p.m.
Sat./Jan. 12	at Rutgers	BEN/FSO	8 p.m.
Tues./Jan. 15	at DePaul	BEN/FSO	8:30 p.m.
Sat./Jan. 19	Marquette	ESPNU	7 p.m.
Mon./Jan. 21	at Syracuse	ESPN	3:30 p.m.
Wed./Jan. 30	Rutgers	BEN/FSO	7 p.m.
Sat./Feb. 2	at Seton Hall	ESPNU	11 a.m.
Wed./Feb. 6	at Providence	BEN/FSO	7 p.m.
Sat./Feb. 9	Pittsburgh	ESPN or ESPN2	9 p.m. or 6 p.m.
Tues./Feb. 12	Villanova	BEN/FSO	8 p.m.
Fri./Feb. 15	Georgetown	ESPN	9 p.m.
Thurs./Feb. 21	at Connecticut	ESPN or ESPN2	7 p.m.
Sun./Feb. 24	at Notre Dame	CBS	2 p.m.
Sat./Mar. 2	Connecticut	BEN/WKRC	2 p.m.
Mon./Mar. 4	at Louisville	ESPN	7 p.m.
Sat./Mar. 9	USF	BEN/FSO	4 p.m.
Mar. 12-16	5-BIG EAST Championship	ESPN/ESPN2	TBA
NCAA CHAMPIONSHIP			
Mar. 19-20	First Four	CBS/Turner	TBA
Mar. 21-24	Second/Third Rounds	CBS/Turner	TBA
Mar. 28-31	Regional Semis/Finals	CBS/Turner	TBA
Apr. 6-8	Final Four	CBS	TBA

Notes: Home games are in BOLD/FADE; All games are Eastern and subject to change; The specific game time for the Feb. 9 home game with Pittsburgh will not be determined until late January.

BEN-BIG EAST Network; FSO-Fox Sports Ohio; CBS SN - CBS Sports Network 1-Global Sports Classic (Nov. 23-24 games in Las Vegas, Nev. [Thomas & Mack Center]); 2-SEC/BIG EAST Challenge; 3-Charleston, W.Va. (Charleston Civic Center); 4-Cincinnati, Ohio (U.S. Bank Arena); 5-New York, N.Y. (Madison Square Garden)

CINCINNATI SPORTS COMMUNICATIONS

Assistant Director/Primary Basketball Contact: Andre Foushee
Office/Cell Phone: (513) 556-5182/(859) 797-7871
Press Row Phone: 513-556-3800
Email Address: Andre.Foushee@uc.edu
Twitter: @GoBEARCATS and @Andre_UCSID
Associate AD/External & Media Communications: Doug Mosley
Office/Cell Phone: (513) 556-0667/(318) 366-8734
Email: Doug.Mosley@uc.edu
UC Sports Communications
 Richard E. Lindner Center
 2751 O'Varsity Way, Suite 860
 Cincinnati, OH 45221-0021
 Phone: (513) 556-5191
 Fax: (513) 556-0619



2 NATIONAL TITLES • 6 FINAL FOURS • 8 ELITE EIGHTS • 10 SWEET SIXTEENS • 26 NCAA TOURNAMENTS

GAME 10:

11/12 CINCINNATI (9-0) AT MARSHALL (6-4)

Saturday, Dec. 15 • 2 p.m. (ET) • Charleston Civic Center • Charleston, W.Va.

Series Info: 32nd Meeting; UC leads 19-12 overall; UC leads 15-3 in Cincinnati; Marshall leads 9-4 in Huntington
Last Meeting: Marshall won 73-69 in overtime in Cincinnati on Nov. 25, 2011.

Coaches: Mick Cronin is in his seventh season at Cincinnati (122-88); 10th season overall (191-112).

Tom Herrion is in his third season at Marshall (49-30); seventh seasons overall (129-68).

Rankings: Cincinnati is ranked No. 11 in the AP and No. 12 in the USA Today polls. Marshall is not ranked.

Radio: 700 WLW-AM; **Dan Hoard** provides play-by-play with color analyst **Chuck Machock**. **Mo Egger** produces.

TV: CBS Sports Network; **Andrew Catalon** provides play-by-play with color analyst **Steve Wolf**.

Lindsay Polette produces.

UC Twitter Page: @GoBEARCATS

CINCINNATI PROBABLE STARTERS & ROSTER

No.	Name	Pos.	Ht.	Wt.	Cl.	Hometown	GP/GS	PPG	RPG	APG	MIN
1	Cashmere Wright	G	6-0	178	R-Sr.	Savannah, Ga.	9/9	15.0	2.0	3.6	24.8
23	Sean Kilpatrick	G	6-4	221	R-Jr.	Yonkers, N.Y.	9/9	20.0	6.1	2.3	29.7
44	JaQuon Parker	G	6-3	198	Jr.	Suffolk, Va.	9/9	11.0	4.6	2.1	24.1
5	Justin Jackson	F	6-8	213	Jr.	Cocoa Beach, Fla.	9/9	4.7	6.2	1.6^	19.4
13	Cheikh Mbodj	C	6-10	236	Sr.-Tr.	Dakar, Senegal	9/9	5.2	4.9	2.7^	16.9
Off the Bench											
0	Jeremiah Davis III	G	6-3	204	So.	Muncie, Ind.	4/0	5.5	2.5	1.3	10.8
2	Titus Rubles	F	6-7	207	Jr.-Tr.	Dallas, Texas	9/0	8.1	5.4	2.4	19.7
3	Shaquille Thomas	F	6-7	187	R-Fr.	Paterson, N.J.	8/0	4.0	3.0	1.1	11.6
10	Alex Eppensteiner	G	6-4	190	Sr.	Cincinnati, Ohio	5/0	0.6	0.2	0.4	2.0
14	Ge'Lawn Guyn	G	6-2	174	So.	Lexington, Ky.	9/0	3.6	1.2	0.9	14.6
15	Jermaine Sanders	F	6-5	215	So.	Far Rockaway, N.Y.	9/0	4.3	2.7	1.4	14.0
24	Kelvin Gaines	C	6-10	227	R-So.	Ocala, Fla.	6/0	0.7	1.8	1.2^	6.8
33	David Nyarusuk	C	7-1	230	Jr.-Tr.	Juba, South Sudan	9/0	5.6	4.4	1.3^	16.1

Probables reflect starters from last game; ^-Blocks; *-Steals

CINCINNATI STORYLINES

- » This season's squad features one of the best backcourts in the BIG EAST Conference with junior guard **Sean Kilpatrick** and senior guards **Cashmere Wright** and **JaQuon Parker**. The trio accounts for 83.3 percent of UC's three-pointers (60 of 72); 54.6 percent of its scoring (414 of 758 points); 50.0 percent of its steals (48 of 96) and 47.7 percent of its assists (72 of 151).
- » The Bearcats are 9-0 to start the year for the second time in three seasons. The 2010-11 squad started the year 15-0 en route to a 26-11 mark and NCAA tournament berth, head coach Mick Cronin's first at UC.
- » UC is 9-0 for the 11th time in school history. Only nine previous Bearcats teams began the year 10-0.
- » Sean Kilpatrick was recognized by the BIG EAST for the third time this season on Monday when he was named to the league's weekly honor roll after averaging 20.5 points and 5.0 rebounds in a pair of

Bearcats' victories last week.

- » Kilpatrick earned BIG EAST Player of the Week selection on Nov. 26 after earning weekly honor roll distinction on Nov. 19.
- » Cincinnati ranked among the nation's top 20 teams in six categories entering the week, including scoring offense (fourth at 84.2 ppg); scoring margin (fifth at +25.0); field goal percentage defense (fifth at .341); blocks (seventh at 7.6) steals (10th at 10.7); total points (15th with 758 this season).
- » Individually, Cheikh Mbodj ranked 20th in blocks, averaging 2.67; Cashmere Wright 23rd in three-point shooting at 46.3 percent and Sean Kilpatrick 25th in scoring at 20.0 points per game.
- » The Bearcats entered play Friday as one of 14 Division I teams still undefeated on the season. Syracuse was the only other team from the BIG EAST Conference.

2012-13 NUMERICAL ROSTER

No.	Name	Pos.	Ht.	Wt.	Class	Exp.	Hometown / Last School
0	Jeremiah Davis III	G	6-3	204	So.	1L	Muncie, Ind. / Huntington Prep, W.Va.
1	Cashmere Wright	G	6-0	178	R-Sr.	3L	Savannah, Ga. / Urban Christian Academy
2	Titus Rubles	F	6-7	207	Jr.-Tr.	TR	Dallas, Texas / Blinn College (Texas)
3	Shaquille Thomas	F	6-7	187	R-Fr.	RS	Paterson, N.J. / NIA Prep School
5	Justin Jackson	F	6-8	213	Jr.	2L	Cocoa Beach, Fla. / Arlington Country Day
10	Alex Eppensteiner	G	6-4	190	Sr.	3L	Cincinnati, Ohio / Elder
13	Cheikh Mbodj	C	6-10	236	Sr.-Tr.	1L	Dakar, Senegal / Grayson County College (Texas)
14	Ge'Lawn Guyn	G	6-2	174	So.	1L	Lexington, Ky. / South Kent Prep (Conn.)
15	Jermaine Sanders	F	6-5	215	So.	1L	Far Rockaway, N.Y. / Rice
23	Sean Kilpatrick	G	6-4	221	R-Jr.	2L	Yonkers, N.Y. / Notre Dame Prep
24	Kelvin Gaines	C	6-10	227	R-So.	1L	Ocala, Fla. / Arlington Country Day
33	David Nyarsuk	C	7-1	230	Jr.-Tr.	TR	Juba, South Sudan / Mountain State University
44	JaQuon Parker	G	6-3	198	Sr.	3L	Suffolk, Va. / King's Fork

2012-13 ALPHABETICAL ROSTER

No.	Name	Pos.	Ht.	Wt.	Cl.	Exp.	Hometown / Last School
0	Jeremiah Davis III	G	6-3	204	So.	1L	Muncie, Ind. / Huntington Prep, W.Va.
10	Alex Eppensteiner	G	6-4	190	Sr.	3L	Cincinnati, Ohio / Elder
24	Kelvin Gaines	C	6-10	227	R-So.	1L	Ocala, Fla. / Arlington Country Day
14	Ge'Lawn Guyn	G	6-2	174	So.	1L	Lexington, Ky. / South Kent Prep (Conn.)
5	Justin Jackson	F	6-8	213	Jr.	2L	Cocoa Beach, Fla. / Arlington Country Day
23	Sean Kilpatrick	G	6-4	221	R-Jr.	2L	Yonkers, N.Y. / Notre Dame Prep
13	Cheikh Mbodj	C	6-10	236	Sr.-Tr.	1L	Dakar, Senegal / Grayson County College (Texas)
33	David Nyarsuk	C	7-1	230	Jr.-Tr.	TR	Juba, South Sudan / Mountain State University
44	JaQuon Parker	G	6-3	198	Sr.	3L	Suffolk, Va. / King's Fork
2	Titus Rubles	F	6-7	207	Jr.-Tr.	TR	Dallas, Texas / Blinn College (Texas)
15	Jermaine Sanders	F	6-5	215	So.	1L	Far Rockaway, N.Y. / Rice
3	Shaquille Thomas	F	6-7	187	R-Fr.	RS	Paterson, N.J. / NIA Prep School
1	Cashmere Wright	G	6-0	178	R-Sr.	3L	Savannah, Ga. / Urban Christian Academy

COACHING STAFF

Head Coach: Mick Cronin (7th season at UC; 10th season overall)
Associate Head Coach: Larry Davis
Assistant Coaches: Darren Savino, Antwon Jackson
Director of Basketball Operations: Drew Seidenberger
Director of Student-Athlete Development: Chris Shumate
Video Coordinator: Mark Berger
Assoc. Athletics Director/Sports Medicine: Bob Mangine
Head Athletic Trainer: Joe Rauch
Director of Strength & Conditioning: Mike Rehfeldt

PRONUNCIATION GUIDE

Ge'Lawn Guyn JEE-lawn Gwynn
 Cheikh Mbodj sheck MUHD-juh
 (MUHD rhymes with WOOD)
 David Nyarsuk Nahr-SUK
 JaQuon Parker juh-KWON
 Titus Rubles ROO-bulls

QUICK FACTS

GENERAL INFORMATION

Location Cincinnati, OH 45221
 Founded 1819
 Enrollment 42,421
 Nickname Bearcats
 Colors Red (PMS: 186) and Black
 Arena (Capacity) Fifth Third Arena (13,176)
 Affiliation NCAA Division I
 Conference BIG EAST
 President Dr. Santa J. Ono
 Alma mater/year Chicago, '84
 Director of Athletics Whit Babcock
 Alma mater/year James Madison, '92
 Faculty Representative Dr. David M. Szymanski
 Department of Athletics Phone (513) 556-4603
 Athletics Ticket Office Phone (877) CATS-TIX

BASKETBALL STAFF

Head Coach Mick Cronin (Cincinnati '97)
 Basketball Office Phone (513) 556-5847
 Associate Head Coach Larry Davis (Asbury '78)
 Assistant Coach Darren Savino (Jersey City '94)
 Assistant Coach Antwon Jackson (Pikeville College '93)
 Director of Operations ... Drew Seidenberger (Cincinnati '09)
 Dir. of Student-Athlete Devel... Chris Shumate (Murray St. '04)
 Video Coordinator Mark Berger (Cincinnati '01)
 Assoc. AD/Sports Medicine Bob Mangine (Pittsburgh '93)
 Head Athletic Trainer Joseph. T. Rauch (Pittsburgh '05)
 Dir. /Strength & Condition Mike Rehfeldt (St. Cloud St. '05)
 Administrative Assistant Winona Shaw-Gunn

HISTORY

First year of basketball 1901-02
 NCAA appearances/last 26/2012
 All-time record 43-23 (.652)
 Final Four appearances/last 6/1992
 Elite Eight appearances/last 8/1996
 Sweet 16 appearances/last 10/2012
 Conference Championships/last 37/2004
 Postseason NIT appearances/last 10/2010
 All-time record 8-10

TEAM INFORMATION

2011-12 Record 26-11
 BIG EAST Record 12-6 (t-4th)
 Starters returning/lost 3/2
 (Returning: Wright, Kilpatrick, Parker)
 Letterwinners returning/lost 10/2
 Percent of scoring returning 65.7 (1,656 of 2,522)
 Percent of rebounding returning 69.1 (847 of 1,225)

PREVIEWING THE GAME

- » The No. 11/12 University of Cincinnati men's basketball team travels to Charleston, WVa. on Saturday to take on Marshall at the Charleston Civic Center. The contest tips off at 2 p.m., and will be televised by CBS Sports Network. It is also available on 700 WLW-AM.
- » The Bearcats are 9-0 to start a season for the second time in three years and entered the week as one of only 14 undefeated teams in the nation.
- » UC is coming off a 92-60 home win over Maryland Eastern Shore on Dec. 8. Sean Kilpatrick led the Bearcats with 23 points on 10-of-15 shooting while fellow guard Cashmere Wright added 20 points while tying a career-high with six three-pointers.
- » Marshall (6-4) is coming off a 69-63 home win over Coppin State on Dec. 8. Guard D.D. Scarver scored a game-high 20 points with four three-pointers while forward Dennis Tinnon posted a double-double with 15 points and 15 rebounds. The Thundering Herd closed the game on a 20-8 run to secure the win.
- » Cincinnati leads the series 19-12 all-time. UC leads 15-3 in Cincinnati while Marshall leads 9-4 in Huntington. This is the first game played in Charleston. The Thundering Herd is considered the home team Saturday. It is not a neutral site contest. Marshall won last season's meeting 73-69 in overtime at Fifth Third Arena.

SCOUTING MARSHALL

- » The Herd enters Saturday's game having won four of its last five games after a 69-63 win over Coppin State on Dec. 8.
- » Guard DeAndre Kane leads Marshall averaging 15.0 points. He entered the week third in the nation, averaging 8.5 assists.
- » Guard D.D. Scarver averages 14.8 points and has a team-best 26 three-pointers this season.
- » Forward Dennis Tinnon (9.7 rpg) and center Nigel Spikes (9.2 rpg) lead the Herd on the boards.
- » Marshall posted a 21-14 overall record last season, including a 9-7 mark in Conference USA (tied for fifth). The Herd made the school's first appearance in the postseason NIT since 1988.
- » Most preseason publications forecast Marshall to finish second or third in C-USA this season.

SERIES HISTORY

- » Cincinnati leads the Marshall series 19-12 overall. The Bearcats lead the series 15-3 in Cincinnati. Marshall owns a 9-4 advantage in Huntington.
- » Cincinnati owns a 172-94 (.647) record against current members of Conference USA: Central Florida (1-0); East Carolina (7-0), Houston (22-1), Marshall (19-12), Memphis (36-31), Rice (1-1), Southern Miss (17-13), SMU (2-1), Tulane (21-13), Tulsa (20-11), UAB (15-10) and UTEP (1-1).

LAST YEAR'S MEETING

- » Marshall scored the first five points in overtime on a DeAndre Kane three-pointer and a jumper by Robert Hoff and the Thundering Herd never trailed in the extra period to pull off the 73-69 overtime win at Cincinnati.
- » The Bearcats rallied from a five-point deficit with 2:05 remaining in regulation and had two shots for the game winner inside the final seconds but came up short. UC trailed 71-69 and had possession of the ball with nine seconds remaining in overtime when Sean Kilpatrick tripped and lost the ball while driving to the basket.
- » Four Marshall players scored in double figures led by

- Damier Pitts, who had 19 points with four three-pointers. Dennis Tinnon recorded a double-double with 15 points and 14 rebounds.
- » Kilpatrick led UC with 19 points on 7-of-14 shooting with a trio of three-pointers. Yancy Gates had 17 points and seven rebounds. Dion Dixon netted 12 points.
- » The Bearcats led 55-48 with 5:59 remaining in regulation when Marshall went on a 13-1 run to grab a 61-56 advantage with 2:05 left.
- » A boxscore is available at the end of this notes packet.

HIGH NATIONAL RANKING

- » UC entered this week ranked No. 11 in the Associated Press poll and No. 12 in the USA Today poll for the second consecutive week. It marks the highest ranking for the Bearcats in both polls since the 2003-04 campaign.
- » Prior to last week, the last time UC was ranked as high as No. 11 in the AP poll in the final ranking of the 2003-04 season at No. 11.
- » Prior to last week, the last time UC was ranked as high as No. 12 in the USA Today poll was at No. 12 in week 17.
- » The current squad has been ranked in the AP poll for all six weeks (including the preseason poll) and for the last five weeks in the USA Today poll (receiving votes in the preseason poll). It marks the longest stretch in both polls since the 2004-05 season (14 consecutive weeks in the AP poll and 17 consecutive weeks in the USA Today poll).
- » The highest national ranking under Cronin prior to this season was at No. 19 in the fifth AP poll of the 2009-10 season and No. 18 in the final USA Today poll taken last season.

FAST STARTS

- » The Bearcats are 9-0 to start the year for the second time in three seasons. The 2010-11 squad started the year 15-0 en route to a 26-11 mark and NCAA tournament berth, head coach Mick Cronin's first at UC.
- » UC is 9-0 for the 11th time in school history. Only nine previous Bearcats teams began the year 10-0.
- » The Bearcats entered play Saturday as one of 14 Division I teams still undefeated on the season. Syracuse was the only other team from the BIG EAST Conference.
- » UC's six wins in November this season were a school record. The Bearcats' previous record was five set three times during the Cronin era (5-1 in 2006-07; 5-1 in 2008-09; and 5-0 in 2010-11).

BEST UC STARTS WITHOUT A LOSS

Start	Year	Coach	Finish (Record)
19-0	1962-63	Ed Jucker	NCAA Final Four (26-2)
15-0	2010-11	Mick Cronin	NCAA 3rd Rd (26-9)
15-0	1998-99	Bob Huggins	NCAA 2nd Rd (27-6)
13-0	2003-04	Bob Huggins	NCAA 2nd Rd (25-7)
13-0	1959-60	George Smith	NCAA Final Four (28-2)
12-0	1995-96	Bob Huggins	NCAA Elite 8 (28-5)
12-0	1976-77	Gale Catlett	NCAA Reg. Semis (25-5)
11-0	2004-05	Bob Huggins	NCAA 2nd Rd (25-8)
11-0	1934-35	Tay Brown	-- (16-3)
9-0	1907-08	Amos Foster	Ohio Coll. Champs (9-0)
9-0	2012-13	Mick Cronin	???

THE TRILOGY

- » The guard trio of junior Sean Kilpatrick and seniors Cashmere Wright and JaQuon Parker entered the season as arguably one of the best backcourt trios in the BIG EAST Conference and leads the Bearcats attack this season.
- » The trio accounts for 83.3 percent of UC's three-pointers (60 of 72); 54.6 percent of its scoring (414 of 758 points); 50.0 percent of its steals (48 of 96) and 47.7 percent of its assists (72 of 151).
- » Wright (2.78 per game) and Kilpatrick (2.56) entered Tuesday's games first and second, respectively, in the BIG EAST Conference in three-pointers per game.
- » Kilpatrick was fourth in the league and 25th in the nation in scoring with 20.0 points per game. Wright was 13th in the league averaging 15.0 points.
- » Wright ranked fifth in the league and 23rd in the nation shooting 46.3 percent from three-point range. Parker (ninth at 42.9 percent) and Kilpatrick (13th at 40.4 percent) also ranked among the conference leaders in three-point shooting.
- » Wright (eighth at 2.33) and Kilpatrick (12th at 1.78) also ranked among the league leaders in steals.

KILPATRICK EARNS THIRD AWARD

THIS SEASON FROM BIG EAST CONFERENCE

- » Sean Kilpatrick was recognized by the BIG EAST for the third time this season on Monday when he was named to the league's weekly honor roll after averaging 20.5 points and 5.0 rebounds in a pair of Bearcats' victories last week.
- » Kilpatrick earned BIG EAST Player of the Week selection on Nov. 26 after earning weekly honor roll distinction on Nov. 19.
- » Kilpatrick led the Bearcats in scoring in both contests last week. The Yonkers, N.Y., native recorded his fourth game with 20 or more points this season when he scored a game-high 23 points in a 92-60 win against Maryland Eastern Shore on Saturday. Kilpatrick was 10 of 15 from the field with a pair of three-pointers and four rebounds in 24 minutes. Earlier in the week, Kilpatrick led all scorers with a game-high 18 points to go with six rebounds and two assists in an 87-53 victory over Arkansas-Little Rock.
- » Kilpatrick has scored in double figures in all nine games this season and moved into 45th place on the UC career scoring chart with 1,047 points after Saturday's win.

NATIONAL NUMBERS

- » Cincinnati ranked among the nation's top 20 teams in six categories entering the week, including scoring offense (fourth at 84.2 ppg); scoring margin (fifth at +25.0); field goal percentage defense (fifth at .341); blocks (seventh at 7.6); steals (10th at 10.7); total points (15th with 758 this season).
- » Individually, Cheikh Mbodj ranked 20th in blocks, averaging 2.67; Cashmere Wright 23rd in three-point shooting at 46.3 percent and Sean Kilpatrick 25th in scoring at 20.0 points per game.

FRUSTRATING DEFENSE

- » Cincinnati's defense has performed well through nine games this season, limiting opponents to only 34.1 percent shooting from the field - fifth lowest in the nation.
- » The Bearcats have held opponents below 40 percent shooting from the field six times this season. UC also has held foes below 30 percent shooting from three-point range six times.
- » UC ranks third in the BIG EAST with 7.56 blocks per game.
- » The Bearcats are on pace for 234 blocks by the end of the regular season.
- » UC has blocked eight or more shots in five games this season, a feat that was accomplished seven times last season when the Bearcats recorded 170 blocks - a single-season high for the Cronin era.
- » Cheikh Mbodj is second in the league and entered the week 20th in the nation, averaging 2.67 blocks. Mbodj has 24 blocks on the season after posting 19 blocks in 28 games last season. Justin Jackson (ninth at 1.67 bpg) and David Nyarsuk (14th at 1.33 bpg) also rank among the league leaders.
- » UC is third in the league and 10th in the nation in steals with 10.7 per game. The Bearcats have swiped 10 or more steals in four games this season, including a school record 23 steals against Arkansas-Little Rock on Dec. 6. The 23 steals rank as the most in a game by a BIG EAST team this season. Wright ranks eighth in the league at 2.33 steals per game while Kilpatrick is tied for 12th at 1.78 per game.

UC TIP-INS

- » The Bearcats are 2-0 away from home this season claiming both victories at a neutral site setting, defeating Iowa State (78-70) and Oregon (77-66) to win the Global Sports Classic in Las Vegas, Nev., Nov. 23-24. UC was 12-7 away from Fifth Third Arena last year, posting a 5-2 record at neutral sites and 7-5 mark in true road games. UC's seven road wins last season finished second only to Syracuse (eight) for most in the BIG EAST.
- » The Bearcats are averaging 29.3 points from their bench this season led in part by the spark from junior transfers forward Titus Rubles (8.1 ppg) and center David Nyarsuk (5.6 ppg). The duo ranks fourth and fifth, respectively, on the team in scoring. Rubles is second on the squad in assists (2.4 apg) and third in rebounds (5.4 rpg). Nyarsuk, the tallest player in school history at 7-foot-1, is shooting 62.9 percent from the field (22 of 35) and is third on the team in blocks (1.3 bpg).
- » Sean Kilpatrick has scored in double figures in all nine games this season and has tallied 20 or more points four times. He netted a career-high 32 points against Iowa State (Nov. 23) in the semifinals of the Global Sports Classic in Las Vegas, making 7 of 14 field goals and 16 of 16 free throws - a school record for most free throws in a game without a miss. He has led UC in scoring in six of nine games.
- » Kilpatrick has made at least one three-pointer in each of the last 17 games and 44 of the last 45 contests. The only game during that stretch when he did not make a three-pointer came at USF on Feb. 26, 2012 when he was 0 of 4 from beyond the arc.
- » Cashmere Wright needs six steals to pass Deonta Vaughn (172 from 2006-10) for third place on the UC career steals list.
- » Wright ranks fifth at UC with 408 career steals. He has

- recorded at least one assist in 105 of his 115 career games played. He has had at least one assist in 86 of his last 89 games and each of his last 19 contests.
- » Cincinnati set the school record with 23 steals in its 87-53 win over Arkansas-Little Rock on Dec. 6.
- » The Nov. 24th Oregon game marked Mick Cronin's 300th game of his coaching career. Cronin is 189-112 (.628) in his 10th season leading a program. He was 69-24 (.742) in three seasons at Murray State and is 120-88 (.577) in his seventh season at UC.
- » Kilpatrick set the school record making 16 free throws without a miss in the Iowa State game on Nov. 23. The previous mark for most free throws in a game without a miss was 14 by Oscar Robertson vs. Xavier during the 1957-58 season and 14 by Bobby Brannen vs. Southern Mississippi during the 1997-98 campaign.
- » Kilpatrick's 32-point scoring effort against Iowa State marked the most points scored by a Bearcat since Deonta Vaughn netted 34 points in a 93-83 home win over Notre Dame on Feb. 4, 2009.
- » UC's 93-39 win over North Carolina AGT on Nov. 18 marked the Bearcats' largest margin of victory (54 points) since the 1995 season (63 points Dec. 19, 1994 vs. Cal-State Northridge).
- » UC's 102 points scored against Mississippi Valley State on Nov. 13 were the most scored in a game by the Bearcats during the Mick Cronin era. The previous high was 101 points scored in wins over both Arkansas-Pine Bluff (101-53 on 12/17/11) and Radford (101-70 on 12/17/11).

ARKANSAS-LITTLE ROCK RECAP

- » Sean Kilpatrick scored 23 points, Cashmere Wright added 20 as No. 11/12 Cincinnati defeated Maryland Eastern Shore 92-60 on Dec. 8.
- » The Bearcats knocked down 11 three-pointers as a team, including six from Wright, which tied his career high. Additionally, the Bearcats outscored the Hawks 46-14 in the paint and limited UMES to 29.9 percent shooting.
- » Shaquille Thomas added career-bests in points (11) and rebounds (seven) in 19 minutes off the bench.
- » UC controlled the glass throughout the contest, out-rebounding UMES 52-28. Titus Rubles hauled in a career-high 10 boards, while Justin Jackson had nine points with seven rebounds and JaQuon Parker added 12 points and six boards.
- » Kilpatrick found his shot from the get-go, scoring 10 points within the first 4:27 of the game. After scoring his 19th point on a free throw with 4:11 remaining in the first half, Kilpatrick had as many points as the entire Maryland Eastern-Shore team.
- » A 12-point spurt, which featured three triples from Wright, turned into a 17-2 Bearcats run over a 7:04 span that gave UC a 32-10 lead with 8:29 remaining in the first half.
- » Kilpatrick (19 points) and Wright (15) combined for 34 points as Cincinnati went into halftime with a 52-23 lead after outshooting the Hawks 55.6 percent compared to 18.4 percent. Wright went 5 for 5 from three-point range in the first half, while Kilpatrick made 2 of 5.

MILESTONE DAY FOR DUO

- » Cashmere Wright and Sean Kilpatrick each reached the 1,000-point plateau against Alabama on Dec. 1. Wright needed two points and made a layup less than three minutes into the game to reach the club. Kilpatrick needed seven points and topped 1,000 career points after

- making a pair of free throws with 3:53 left in the first half.
- » Respectively, Wright and Kilpatrick became the 48th and 49th members of the UC 1,000-point club.
- » Of the 11 seasons when multiple UC players scored their 1,000th point in the same season only one other time has it occurred in the same game.
- » Danny Fortson and Darnell Burton joined the 1,000-point club together at home against Memphis on Feb. 29, 1996. Fortson entered the game with 999 points and scored 25 points, while Burton entered the contest with 988 points and netted 16. Teammate Damon Flint also scored his 1,000th point earlier in the 1996 season at Southern Miss on Jan. 11.
- » The feat also nearly happened in 1950 with Dick Dallmer and Ralph Richter. Dallmer scored 10 points against Butler on Feb. 14 to reach the milestone one game before Richter scored 14 points against Long Island on Feb. 23.

FIFTH THIRD ADVANTAGE

- » UC is 315-67 (.825) in games at Fifth Third Arena since the building opened in 1989-90 (currently in its 24th season).
- » Under Mick Cronin, UC is 78-31 (.716) in Fifth Third Arena.
- » The Bearcats concluded the 2011-12 season with a 14-4 home record, second only to the 2010-11 home record of 15-4 for most home wins during the Cronin era.
- » UC was 7-2 at home against BIG EAST foes last season, including a 2-1 mark against ranked opponents.

BEARCATS VS. NONCONFERENCE FOES

- » UC has won 38 of its last 41 nonconference regular-season home games with losses coming against Marshall (73-69 [OT] on 11/25/11), Presbyterian (56-54 on 11/19/11) and Xavier (76-66 on 12/13/08).
- » UC had won 20 consecutive home nonconference regular-season games before dropping a 56-54 decision to Presbyterian (11/19/11).
- » Since Mick Cronin took over the Bearcats program in 2006-07, Cincinnati is 63-21 (.750) against regular-season nonconference foes, including a 51-8 (.864) home record.

KILPATRICK ON WOODEN & NAISMITH AWARD PRESEASON WATCH LISTS

- » Sean Kilpatrick has been named to both the John R. Wooden Award List Preseason Top 50 (announced by the Los Angeles Athletic Club on Nov. 8) and the Naismith Early Season Watch List (announced by the Atlanta Tipoff Club on Nov 13).
- » Kilpatrick, who was tabbed a preseason BIG EAST Conference first team selection by the league's coaches in October, ranks seventh among returning BIG EAST scorers (14.3 points per game) after leading the league in three-pointer made with 2.49 per game last season.
- » Created in 1976, the John R. Wooden Award is the most prestigious individual honor in college basketball. It is bestowed upon the nation's best player at an institution of higher education who has proven to his or her university that he or she is making progress toward graduation and maintaining a minimum cumulative 2.0 GPA.
- » The 37th annual Wooden Award ceremony will honor the Men's and Women's Wooden Award winners, and will include the presentation of the Wooden Award All American Teams and the Legends of Coaching Award. The event will take place the weekend of April 12-13, 2013.
- » The 50-player Naismith watch list was compiled by the Atlanta Tipoff Club's Board of Selectors, which based its

criteria on player performances from the previous year and expectations for the 2012-2013 college basketball season. The Naismith Men's College Player of the Year presented by AT&T will be awarded on April 7, 2013 in Atlanta.

- » In late February, the Atlanta Tipoff Club's Board of Selectors will compile a mid-season team of the top 30 players in the nation. Then in March, the Naismith Trophy voting academy will narrow the list to the four finalists.

- SEASON NOTES -

BIG EAST COACHES PICK BEARCATS TO FINISH FOURTH IN THE LEAGUE

- » The Bearcats were picked fourth in the BIG EAST Conference preseason coaches' poll announced Oct. 17 at the league's media day. It marked the highest ranking for the Bearcats in the poll since joining the conference prior to the 2005-06 season.
- » Louisville was the unanimous choice to win the league's regular-season crown, followed by Syracuse and Notre Dame.
- » The complete predictions follow:

2012-13 PRESEASON BIG EAST COACHES' POLL

1. Louisville (14)	196
2. Syracuse	175
3. Notre Dame (1)	166
4. Cincinnati	152
5. Georgetown	136
6. Pittsburgh	132
7. Marquette	121
8. USF	96
9. Connecticut	83
10. St. John's	73
11. Rutgers	63
12. Villanova	61
13. DePaul	48
14. Seton Hall	42
15. Providence	31

First-place votes in parentheses

KILPATRICK NAMED A FIRST TEAM

ALL-BIG EAST SELECTION

- » Junior guard Sean Kilpatrick was named a first team All-BIG EAST Conference selection by the league's coaches on media day on Oct. 17.
- » Kilpatrick ranks seventh among the league's top returning scorers after averaging 14.3 points last season. His 92 three-pointers were first in the conference last year.
- » Louisville's Peyton Siva was tabbed the league's preseason player of the year. A complete list of rankings and honors follows:

2012-13 PRESEASON BIG EAST PLAYER AWARDS

Preseason Player of the Year: Peyton Siva, Louisville

Preseason Rookie of the Year: Steven Adams, Pittsburgh

Preseason All-BIG EAST First Team:

Sean Kilpatrick, Cincinnati, G

Otto Porter, Georgetown, F

Gorgui Dieng, Louisville, C

Jack Cooley, Notre Dame, F

Vincent Council, Providence, G

Preseason All-BIG EAST Second Team:

Shabazz Napier, Connecticut, G

Cleveland Melvin, DePaul, F

D'Angelo Harrison, St. John's, G

Anthony Collins, USF, G

Brandon Triche, Syracuse, G

Preseason BIG EAST Honorable Mention:

Chane Behanan, Louisville, F

Jerian Grant, Notre Dame, G

Tray Woodall, Pittsburgh, G

C.J. Fair, Syracuse, F

WRIGHT & KILPATRICK AMONG BIG EAST

LEADERS IN CAREER MINUTES PLAYED

- » UC's Cashmere Wright and Sean Kilpatrick both rank among the top 15 players in the BIG EAST Conference for career minutes played during league play. Wright is fifth entering the season with 1,292 minutes against regular-season conference competition while Kilpatrick is 13th at 985 minutes. A list of the 13 players with the most career minutes played during the conference season is listed below:

CAREER MINUTES PLAYED IN BIG EAST GAMES

Rk.	Name, School (Years)	Career Minutes
1.	Vincent, Council, Providence (2009-12)	1881
2.	Dane, Miller, Rutgers (2009-12)	1630
3.	Brandon Triche, Syracuse (2009-12)	1334
4.	Peyton Siva, Louisville (2009-12)	1333
5.	Cashmere Wright, Cincinnati (2009-12)	1292
6.	Mouphtau Yarou, Villanova (2009-12)	1161
7.	Eric Atkins, Notre Dame (2010-12)	1157
8.	Toarly Fitzpatrick (2009-12)	1131
9.	Brandon Young, DePaul (2010-12)	1086
T10.	Cleveland Melvin, DePaul (2010-12)	1064
T10.	Fuquan Edwin, Seton Hall (2010-12)	1064
12.	Shabazz Napier, Connecticut (2010-12)	1054
13.	Sean Kilpatrick, Cincinnati (2010-12)	985

SCULPTED BEARCATS

- » The Bearcats rededicated themselves during off-season workouts and, under the direction of new strength and conditioning coach Mike Rehfeldt, several players made noticeable changes.
- » Senior center Cheikh Mbodj, who battled an ankle injury last season that limited his mobility, lost more than 30 pounds during the offseason while doubling his bench press numbers and lowering his body fat to less than 10 percent. The increased strength and lighter load helped Mbodj increase his no-step vertical leap by five inches (the biggest increase of any UC player).
- » Sophomore forward Jermaine Sanders lost 11 pounds this past summer which helped increase his no-step vertical leap by 3.5 inches.
- » Junior transfer forward Titus Rubles redefined his body composition since joining the team earlier in the summer, dropping three percent of his body fat (the biggest change on the team) and increasing his no-step vertical leap by 3.5 inches.
- » Junior guard Sean Kilpatrick, already the strongest player on the team, improved his nutrition, lost two percent body fat and upped his no-step vertical by two inches.
- » Redshirt freshman forward Shaquille Thomas added 15 pounds to his frame during the offseason, doubled his bench-press reps and increased his no-step vertical leap by four inches.

HONORING JACK TWYMAN

- » UC men's basketball jerseys will include a No. 27 remembrance patch this season for former Bearcats legend, six-time NBA all-star and Naismith Memorial Basketball Hall of Fame inductee Jack Twyman who passed away in late May.
- » UC's second All-American, Twyman led the Bearcats in scoring his sophomore through senior seasons (1952-55), finishing his career as the school's all-time leading scorer (1,598) and rebounder (1,242). He was named an All-American in 1955 after averaging 24.6 points and 16.5 rebounds. His career scoring total currently ranks ninth while his rebounding numbers rank second at UC. Twyman is one of three former Bearcats to have their jersey number retired. His jersey No. 27 hangs at Fifth Third Arena.
- » The Pittsburgh, Pa., native was selected by the Rochester Royals with the eighth pick in the 1955 NBA Draft. The organization moved to Cincinnati two years later. Twyman was named an NBA all-star in six of his 11 seasons, including 1960 when he led the league in scoring, averaging 31.2 points. He was named Second Team All-NBA in 1960 and 1962.
- » Twyman was inducted into the Naismith Memorial Basketball Hall of Fame in 1983.
- » Twyman was also known for his compassion for others. He became the legal guardian of Maurice Stokes to help with medical expenses after his Royals teammate was paralyzed due to the aftereffect of a head injury sustained during a game in 1958. Twyman organized an NBA memorial basketball game to raise money for Stokes and other needy former players.

CRONIN JOINS AREA COACHES TO HELP FIGHT CANCER

- » For the second consecutive season UC head coach Mick Cronin joined area coaches at the Southwest Ohio Coaches vs. Cancer Breakfast at the Hyatt Regency Cincinnati on Oct. 30.
- » The annual event brought Cronin together with other area NCAA Division I coaches, including John Cooper (Miami University), Billy Donlon (Wright State University), Chris Mack (Xavier University), and Archie Miller (University of Dayton) to unite for one reason – to fight back against cancer.
- » Coaches vs. Cancer is a nationwide collaboration between the American Cancer Society and the National Association of Basketball Coaches that empowers athletic coaches, their teams, and communities to join the fight against cancer.

IMG/CINCINNATI RADIO NETWORK

- » Cincinnati men's basketball can be heard in 38 states and a third of Canada thanks to a 15-year partnership with ClearChannel and its signature station 700 WLW, which is based in Cincinnati.
- » 700 WLW provides in-depth coverage, live play-by-play and postgame reaction from head coach Mick Cronin. The broadcasts also include a 30-minute pregame show.
- » **Dan Hoard** provides play-by-play alongside color analyst **Chuck Machock**. **Mo Egger** serves as host/engineer.

THE MICK CRONIN RADIO SHOW

- » The Mick Cronin Radio Show will air weekly on 700 WLW providing in-depth analysis of Bearcats basketball.
- » Coach Cronin is joined weekly by the Voice of the Bearcats, Dan Hoard, along with color analyst Chuck Machock.
- » The show takes place at the original Montgomery Inn on Montgomery Road except during the month of December when it will originate from the 700 WLW studios.

MICK CRONIN RADIO SHOW SCHEDULE

Day	Date	Time	Station	Site
Thursday	12/20	8 p.m.	WLW	WLW Studio
Wednesday	12/26	8 p.m.	WLW	WLW Studio
Thursday	1/3	8 p.m.	WLW	Montgomery Inn
Wednesday	1/9	8 p.m.	WLW	Montgomery Inn
Thursday	1/17	8 p.m.	WLW	Montgomery Inn
Thursday	1/24	8 p.m.	WLW	Montgomery Inn
Monday	1/28	8 p.m.	WLW	Montgomery Inn
Monday	2/4	8 p.m.	WLW	Montgomery Inn
Monday	2/11	8 p.m.	WLW	Montgomery Inn
Monday	2/18	8 p.m.	WLW	Montgomery Inn
Monday	2/25	8 p.m.	WLW	Montgomery Inn
Thursday	3/7	8 p.m.	WLW	Montgomery Inn
Monday	3/18	8 p.m.	WLW	Montgomery Inn
Monday	3/25^	8 p.m.	WLW	Montgomery Inn
Monday	4/1^	8 p.m.	WLW*	Montgomery Inn
Monday	4/9^	8 p.m.	WLW	Montgomery Inn

^If Necessary;

**Could move to WCKY because of Cincinnati Reds game.*

BEARCATS SPORTS WEEKLY WITH MICK CRONIN

- » Bearcats Sports Weekly with Mick Cronin, a weekly magazine-formatted show on the UC basketball program, airs on FOX Sports Ohio, starting Dec. 13 at 6 p.m. ET. Tom Gelehrter serves as host.

BEARCATS SPORTS WEEKLY SCHEDULE

Day	Date	Time	Note
Thursday	12/13	6 p.m.	check local listing for replay
Thursday	12/20	6 p.m.	check local listing for replay
Thursday	1/3	6 p.m.	check local listing for replay
Thursday	1/10	6 p.m.	check local listing for replay
Thursday	1/17	6 p.m.	check local listing for replay
Thursday	1/25	6 p.m.	check local listing for replay
Thursday	1/31	6 p.m.	check local listing for replay
Thursday	2/7	6 p.m.	check local listing for replay
Thursday	2/14	6 p.m.	check local listing for replay
Thursday	2/21	6 p.m.	check local listing for replay
Thursday	2/28	6 p.m.	check local listing for replay
Thursday	3/7	6 p.m.	check local listing for replay

- 2011-12 SEASON REVIEW - BEARCATS MADE APPEARANCES IN BIG EAST CHAMPIONSHIP TITLE GAME AND NCAA SWEET 16 LAST SEASON

- » Runs in the BIG EAST Championship and NCAA Tournament along with a school-record eight wins against ranked opponents and a No. 18 ranking in the final USA Today-ESPN Coaches poll highlighted a standout 2011-12 season for the Cincinnati Bearcats.
- » Cincinnati (26-11, 12-6 BIG EAST) recovered from a 5-3 start to win 21 of its last 29 games -- including nine of its last 12 contests -- en route to setting the school record for most BIG EAST Conference wins (12) and best finish in the BIG EAST standings (tied for fourth).

2011-12 SEASON HIGHLIGHTS

- » Reached the NCAA Championship regional semifinals for the first time since 2001.
- » Qualified for the NCAA Championship in back-to-back seasons for the first time since 2004 and 2005.
- » Won 25 or more games in back-to-back seasons for the first

time since 2004 and 2005.

- » Advanced to the BIG EAST Championship title game for the first time since joining the league.
- » Finished the season ranked No. 18 in the USA Today-ESPN Coaches poll. It marked the Bearcats' highest ranking in the poll since 2005 (No. 17 in week 11) and their highest at season's end since 2004 (No. 18 in week 18).
- » Won a school-record 12 BIG EAST Conference games.
- » Recorded its best finish in the BIG EAST Conference standings, tying Georgetown and USF for fourth place.
- » Received the school's first double-bye in the BIG EAST Championship.
- » Defeated a school-record eight ranked teams, including No. 2 Syracuse.
- » Won seven road games during the season, second-most in the BIG EAST behind only Syracuse.
- » Sean Kilpatrick was named second team All-BIG EAST Conference by the league's coaches. He became the first UC player to earn first or second team accolades since Deonta Vaughn was a first-team selection in 2007-08.
- » Sean Kilpatrick led the BIG EAST, averaging 2.49 three-pointers per game.
- » Yancy Gates finished his career 14th on UC's all-time scoring list with 1,485 points and ninth on the school's all-time rebounding list with 916 boards.
- » Gates became only the sixth player in UC history to compile more than 1,400 points and 900 rebounds in his career.
- » Gates became the first player in school history to lead his team in rebounding for four consecutive seasons.
- » Dion Dixon became the school's all-time leader in games played with 137. He finished 22nd on the school's all-time scoring list with 1,281 points.
- » Cashmere Wright set the school record for steals in a season with 74. He ranked fourth in the BIG EAST and 35th nationally with 2.0 steals per game.
- » UC ranked among the nation's Top 40 teams for fewest fouls per game (16th at 15.4), turnovers per game (18th at 10.9), turnover margin (23rd at +3.1), assist-to-turnover ratio (36th at 1.19-to-1) and scoring defense (40th at 61.5).
- » UC led the BIG EAST in three-pointers made (260) and attempted (763).

-GoBEARCATS.com-

- CHARTING THE BEARCATS -**CAREER SCORING**

Rk	Name (Years)	Points
1.	Oscar Robertson (1958-60)	2,973
2.	Steve Logan (1999-2002)	1,985
3.	Deonta Vaughn (2007-10)	1,885
4.	Danny Fortson (1995-97)	1,881
5.	Roger McClendon (1997-97)	1,789
6.	Pat Cummings (1975-79)	1,762
7.	Ron Bonham (1962-64)	1,666
8.	Louis Banks (1988-91)	1,644
9.	Jack Twyman (1952-55)	1,598
10.	Lloyd Batts (1972-74)	1,585

34.	Dick Dallmer (1947-50)	1,098
35.	Herb Jones (1991-92)	1,097
36.	Ralph Davis (1958-60)	1,093
37.	Bill Westerfeld (1946-49)	1,092
38.	James White (2004-2006)	1,088
39.	Eddie Lee (1977-80)	1,068
40.	Brian Williams (1975-77)	1,066
41.	Don Ogletree (1968-70)	1,059
42.	Miek Jones (1975-78)	1,058
43.	Phil Wheeler (1954-56)	1,055
44.	Ralph Richter (1947-50)	1,053
45.	Sean Kilpatrick (2011-Present)	1,047
46.	Cashmere Wright (2011-Present)	1,034

CAREER ASSISTS

Rk	Name (Years)	Assists
1.	Deonta Vaughn (2006-10)	511
2.	Eddie Lee (1976-80)	500
3.	Steve Logan (1998-2002)	456
4.	Oscar Robertson (1957-60)	425
5.	Cashmere Wright (2009-Pres.)	408

CAREER STEALS

Rk	Name (Years)	Steals
1.	David Kennedy (1977-81)	189
2.	Darnell Burton (1993-97)	184
3.	Deonta Vaughn (2006-10)	172
4.	Cashmere Wright (2009-Pres.)	167
5.	Eddie Lee (1977-80)	163

CAREER GAMES PLAYED

Rk	Name (Years)	Games
1.	Dion Dixon (2009-12)	137
2.	Steve Logan (1999-2002)	135
T3.	Larry Davis (2008-11)	132
T3.	Yancy Gates (2009-12)	132
5.	Keith Gregor (1993-96)	131
6.	Darnell Burton (1994-97)	130
T7.	Bobby Brannen (1995-98)	129
T7.	Leonard Stokes (2000-03)	129
T7.	Jason Maxiell (2002-05)	129
T7.	Deonta Vaughn (2007-10)	129
--	Cashmere Wright (2010-Present)	115

CAREER GAMES STARTED

Rk	Name (Years)	Starts
1.	Deonta Vaughn (2007-10)	123
2.	Dwight Jones (1980-1983)	112
3.	Roger McClendon (1985-88)	108
4.	Steve Logan (1999-2002)	106
--	Cashmere Wright (2010-Present)	90

CAREER COACHING WINS

Rk	Coach	Years	Seasons	Record
1.	Bob Huggins	15	1990-2005	399-127
2.	George Smith	8	1953-1960	154-56
3.	Gale Catlett	6	1973-1978	126-44
4.	Tay Baker	7	1966-1972	125-60
5.	Mick Cronin	7	2007-Present	122-88
6.	Ed Jucker	5	1961-1965	113-28



THE MICK CRONIN FILE

Hometown: Cincinnati, Ohio

Alma Mater: University of Cincinnati '97

Family: daughter, Samantha (6)

Coaching Experience:

1998-2001 - Assistant Coach
Cincinnati

2002-2003 - Associate Head Coach
Louisville

2004-2006 - Head Coach
Murray State

2007-Pres. - Head Coach
Cincinnati

CINCINNATI HEAD COACH MICK CRONIN

Positive momentum continues to build for the University of Cincinnati men's basketball program and Mick Cronin, who in his seventh year as head coach has restored the Bearcats' winning tradition and brought pride back to his hometown and alma mater.

Though the process was anything but easy - with the Bearcats' roster including only one returning letterman when he arrived at UC in March 2006 - Cronin's steadfast determination spearheaded what could be considered one of the nation's top rebuilding efforts during the past six seasons.

No program from a major conference other than Cincinnati improved its win total every season from 2007 to 2011. The Bearcats built off an 11-win season in 2007; earned 13 victories in 2008; added 18 wins in 2009; compiled 19 victories in 2010 en route to the postseason NIT; and posted 26 wins and returned to the NCAA tournament for the first time five years in 2011.

Last season, Cincinnati matched its win total from 2011 with 26 victories but made a bigger splash nationally in the postseason. The Bearcats topped BIG EAST stalwarts Georgetown and Syracuse to reach the league's tournament championship game for the first time in school history. UC followed that achievement with a pair of victories over Texas and Florida State to advance the Sweet 16 of the NCAA tournament for first time since 2001. Along the way the Bearcats defeated eight ranked teams, posted 12 BIG EAST victories and tied for fourth in the conference standings - all school records.

Cronin enters the 2012-13 campaign ranked among the top coaches in the BIG EAST Conference for most victories - both overall wins (third-52) and league wins (tied for third-23) - during the past two seasons.

TRACK RECORD OF SUCCESS

Success seems to follow Cronin, who came to UC after serving three years as head coach at Murray State. As mentor of the Racers, Cronin compiled a 69-24 overall record while earning a pair of NCAA tournament berths.

In his debut season as head coach, Cronin directed Murray State to a school-best 28-6 record, the Ohio Valley Conference tournament championship, and an NCAA tournament appearance. His 28 wins are the sixth most in NCAA history for a first-year head coach. He earned OVC Coach of the Year honors two seasons later, guiding Murray State to another OVC title, league tournament crown and NCAA tournament appearance with a 24-6 overall record and 17-3 conference mark in 2005-06.

Prior to earning a head coaching position, Cronin built a sterling reputation for his ability to evaluate and recruit top talent. In his stint at UC as an assistant coach for Bob Huggins from 1997-2001, Cronin made an immediate impact by recruiting several top players, including NBA Draft selections Steve Logan (Golden State); DerMarr Johnson (Atlanta); Pete Mickeal (Dallas); Kenny Satterfield (Dallas); and Jason Maxiell (Detroit). Those players helped build a recruiting base that included two top 5- and a top 10-rated class over Cronin's final three seasons. His work paid dividends for UC as it compiled a 108-26 record, five Conference-USA regular-season titles, and a pair of tournament crowns.

Following the 2000-01 season, Cronin became the associate head coach and recruiting coordinator at Louisville, under Rick Pitino. In his first year, Cronin helped attract a top-10 ranked recruiting class, including Francisco Garcia, who went on to earn 2003 C-USA Freshman of the Year and was eventually drafted by Sacramento. National sports publications took notice in 2002-03, ranking Cronin as the top assistant coach in the nation (*Athlon*) and the top assistant in C-USA (*Lindy's*). That same year, *Sporting News* named him the top recruiting assistant in the nation and the top assistant in C-USA.

COMMUNITY INVOLVEMENT

Cronin's passion for success on the court also carries over to the Cincinnati community where he is committed to making a difference. He currently serves as a board member of the American Cancer Society's Coaches vs. Cancer of Southwest Ohio chapter. Among the fundraising events for the organization is the annual Tip-Off Breakfast where Cronin and other area Division I coaches discuss their upcoming season while raising money for the American Cancer Society (ACS). In June, Cronin received a \$5,000 check that he presented to the ACS as his charity of choice for participating in the "Infiniti Coaches' Charity Challenge" during the 2011-12 season.

Other recent community events that Cronin has been involved with include an effort to couple with Xavier head coach Chris Mack in August 2012 as special guests of the Catholic Inner-City Schools Education (CISE) Fund. The fund provides children from low income urban settings the opportunity to attend Catholic schools. The two coaches met with the organization's Young Executive Group, a collection of young business professionals who contact Cincinnati area corporations, foundations and individuals asking for support of CISE.

Cronin also served as the honorary host of the Soul of the City Soiree and Fireworks celebration in September 2012. The event helps support programs and services offered by Our Daily Bread, a ministry of hospitality located in the Over-the-Rhine area of Cincinnati that is dedicated to serving the needs of the neighborhood residents.

PATH TO COACHING

Cronin has long held great pride in the Queen City, the University of Cincinnati and the sport of basketball. As a child growing up on the west side of town, he used to follow his father, Harold "Hep" Cronin -- a highly successful local high school coach -- around the gyms of Cincinnati. A product of LaSalle High School, Cronin had his playing career end sooner than expected due to a knee injury in high school.

That didn't stop his desire to find his place in basketball. While completing his undergraduate degree at UC, Cronin served as assistant varsity coach and head junior varsity coach at Woodward High School. He compiled a 57-3 record as a junior varsity mentor and helped the varsity squads claim three city championships. He helped develop six players who went on to play Division I college basketball, including former Bearcat Damon Flint, who ranks among the top 20 scorers in program history.

Cronin made the jump from high school to college coaching during the 1996-97 season joining Huggins as video coordinator for UC basketball. A year later, Cronin was elevated to an assistant coach for the Bearcats, setting the stage for his long tenure in college basketball.

Mick is the second generation of the Cronin family in the coaching ranks. His father compiled more than 400 victories in his high school coaching career and is recently retired from being a Major League Baseball scout for the Atlanta Braves.

Mick Cronin resides in Cincinnati with his six-year old daughter, Samantha.

THE CRONIN COACHING FILE

Season	School (Conf.)	Position	Record/Conf.	Postseason (Record)
1996-97	Cincinnati (C-USA)	Video Coordinator		
1997-98	Cincinnati (C-USA)	Assistant Coach	27-6/14-2	NCAA West Regional (1-1)
1998-99	Cincinnati (C-USA)	Assistant Coach	27-6/12-4	NCAA East Regional (1-1)
1999-00	Cincinnati (C-USA)	Assistant Coach	29-4/16-0	NCAA South Regional (1-1)
2000-01	Cincinnati (C-USA)	Assistant Coach	25-10/11-5	NCAA West Regional Semifinals (2-1)
2001-02	Louisville (C-USA)	Assoc. Head Coach	19-13/8-8	NIT (1-1)
2002-03	Louisville (C-USA)	Assoc. Head Coach	25-7/11-5	NCAA East Reg. (1-1)
2003-04	Murray State (OVC)	Head Coach	28-6/14-2	NCAA Atlanta Reg. (0-1)
2004-05	Murray State (OVC)	Head Coach	17-11/11-5	---
2005-06	Murray State (OVC)	Head Coach	24-7/17-3	NCAA Washington Reg. (0-1)
Murray State Totals		3 years	69-24/42-10	.742/.808
2006-07	Cincinnati (BIG EAST)	Head Coach	11-19/2-14	---
2007-08	Cincinnati (BIG EAST)	Head Coach	13-19/8-10	Col. Basketball Invit. (0-1)
2008-09	Cincinnati (BIG EAST)	Head Coach	18-14/8-10	---
2009-10	Cincinnati (BIG EAST)	Head Coach	19-16/7-11	NIT (1-1)
2010-11	Cincinnati (BIG EAST)	Head Coach	26-9/11-7	NCAA Third Round (1-1)
2011-12	Cincinnati (BIG EAST)	Head Coach	26-11/12-6	NCAA East Regional Semifinals (2-1)
2012-13	Cincinnati (BIG EAST)	Head Coach	9-0/0-0	
Cincinnati Totals		7 years	122-88/48-58	581/.453
Career Head Coaching Totals		10 years	191-112/90-68	.630/.570

CRONIN'S RECORD AGAINST ALL OPPONENTS

School	W-L	Last Meeting	School	W-L	Last Meeting	School	W-L	Last Meeting
Alabama	1-0	2012-13	Jacksonville State	6-0	2011-12	South Carolina Upstate	1-0	2007-08
Alabama State	1-0	2011-12	Lipscomb	1-0	2009-10	South Dakota	1-0	2008-09
Arkansas-Little Rock	1-0	2012-13	Louisville	4-5	2011-12	St. Francis (Pa.)	1-0	2010-11
Arkansas-Pine Bluff	2-0	2011-12	Marquette	2-4	2011-12	St. John's	5-5	2011-12
Arkansas Tech	1-0	2004-05	Marshall	0-1	2011-12	St. Mary's (Calif.)	0-1	2004-05
Austin Peay	4-1	2005-06	Maryland	1-0	2009-10	Syracuse	2-5	2011-12
Belmont	0-1	2007-08	Maryland Eastern Shore	1-0	2012-13	Texas	1-0	2011-12
Bowling Green	0-1	2007-08	Memphis	0-3	2008-09	TCU	1-0	2003-04
Bradley	0-1	2007-08	Miami (Ohio)	5-0	2011-12	Temple	1-0	2006-07
Cal-Davis	1-0	2004-05	Mississippi State	1-0	2008-09	Tennessee	0-1	2005-06
Campbell	1-0	2012-13	Mississippi Valley State	1-0	2012-13	Tennessee State	5-1	2005-06
Campbellsville	1-0	2005-06	Missouri	1-1	2010-11	Tennessee Tech	3-2	2005-07
Central Michigan	1-0	2006-07	Morehead State	7-0	2005-06	Tennessee-Martin	9-0	2012-13
Charleston Southern	1-0	2008-09	Mount St. Mary's	1-0	2010-11	Texas A&M-Corpus Christi	1-1	2003-04
Chicago State	2-0	2011-12	New Mexico	0-0	2012-13	Texas-San Antonio	2-0	2005-06
Cincinnati	0-1	2005-06	North Carolina	0-1	2005-06	Texas Southern	2-0	2009-10
Coastal Carolina	2-0	2008-09	North Carolina A&T	1-0	2012-13	Toledo	2-0	2010-11
Connecticut	3-6	2011-12	North Carolina State	1-1	2007-08	UAB	1-4	2009-10
CS Bakersfield	1-0	2009-10	Northwestern State	1-0	2011-12	UNLV	1-0	2008-09
Dayton	1-1	2010-11	Notre Dame	3-5	2011-12	USF	4-4	2011-12
Delaware State	2-0	2004-05	Oakland	1-0	2006-07	Utah Valley	1-0	2010-11
DePaul	5-3	2011-12	Ohio	0-1	2006-07	Vanderbilt	1-0	2009-10
Eastern Illinois	5-1	2005-06	Ohio State	0-2	2011-12	Villanova	3-4	2011-12
Eastern Kentucky	6-1	2008-09	Oklahoma	2-0	2011-12	Wagner	1-0	2003-04
Fairfield	1-0	2007-08	Oregon	1-0	2012-13	Weber State	1-0	2009-10
Florida A&M	1-0	2010-11	Pittsburgh	2-7	2011-12	West Florida	1-0	2003-04
Florida State	1-1	2011-12	Prairie View A&M	1-0	2009-10	West Virginia	3-5	2011-12
Georgetown	6-4	2011-12	Presbyterian	0-1	2011-12	Western Carolina	1-0	2007-08
Georgetown College	1-0	2003-04	Providence	3-4	2011-12	Western Illinois	1-0	2008-09
Georgia	1-0	2011-12	Radford	1-0	2011-12	Western Kentucky	1-1	2004-05
Georgia Southern	1-0	2010-11	Rice	2-0	2005-06	Winthrop	1-0	2009-10
Gonzaga	0-1	2009-10	Rutgers	4-4	2011-12	Wofford	0-1	2006-07
High Point	1-0	2006-07	Samford	2-3	2005-06	Wright State	2-0	2011-12
Howard	1-0	2006-07	Savannah State	1-0	2010-11	Xavier	2-4	2011-12
Illinois	0-1	2003-04	Seton Hall	3-3	2011-12			
Illinois-Chicago	1-0	2005-06	SIU-Edwardsville	2-0	2004-05			
Illinois State	0-1	2007-08	Southeast Missouri State	5-2	2005-06			
Iowa State	1-0	2012-13	Southern Illinois	1-2	2005-06			
IPFW	1-0	2010-11	Southern Miss	1-0	2003-04			

2012-13 opponents in boldface.

THE POLLS

ASSOCIATED PRESS
(DEC. 10)

Rk.	Team (First Place Votes)
1.	Indiana (44)
2.	Duke (20)
3.	Michigan
4.	Syracuse
5.	Florida
6.	Louisville
7.	Ohio St.
8.	Arizona
9.	Kansas
10.	Illinois
11.	Cincinnati
12.	Missouri
13.	Minnesota
14.	Gonzaga
15.	Georgetown
16.	Creighton
17.	New Mexico
18.	San Diego St.
19.	Michigan St.
20.	UNLV
21.	North Carolina
22.	Notre Dame
23.	Wichita St.
24.	Oklahoma St.
25.	N.C. State

Others Receiving Votes: Oregon 177, Pittsburgh 177, Kentucky 44, Wyoming 15, Connecticut 10, Marquette 8, VCU 6, Maryland 5, Butler 5, Murray St. 4, Virginia Tech 3, Miami (FL) 3, Alabama 3, LSU 1.

USA TODAY
(DEC. 10)

Rk.	Team (First Place Votes)
1.	Indiana (25)
2.	Duke (6)
3.	Michigan
4.	Syracuse
5.	Florida
6.	Louisville
7.	Ohio St.
8.	Arizona
9.	Kansas
10.	Illinois
11.	Missouri
12.	Cincinnati
13.	Creighton
14.	Gonzaga
15.	San Diego St.
16.	Minnesota
17.	UNLV
18.	North Carolina
19.	Michigan St.
20.	New Mexico
21.	Georgetown
22.	Kentucky
23.	Oklahoma St.
24.	Notre Dame
25.	N.C. State

Others Receiving Votes: Wichita St. 88, Pittsburgh 74, Oregon 32, Murray St. 10, Connecticut 10, Wyoming 8, Butler 4, VCU 2, Mississippi 2.

CINCINNATI'S WEEKLY RANKINGS

Associated Press	Week	USA Today
24	Preseason	RV
24	Nov. 12	24
22	Nov. 19	20
17	Nov. 26	16
11	Dec. 3	12
11	Dec. 10	12
	Dec. 17	
	Dec. 24	
	Dec. 31	
	Jan. 7	
	Jan. 14	
	Jan. 21	
	Jan. 28	
	Feb. 4	
	Feb. 11	
	Feb. 18	
	Feb. 25	
	Mar. 4	
	Mar. 11	

2012-13 BIG EAST CONFERENCE

2012-13 BIG EAST CONFERENCE STANDINGS
(Through Dec. 10)

Team	BIG EAST	Pct.	Overall	Pct.
Cincinnati	0-0	.000	9-0	1.000
Syracuse	0-0	.000	8-0	1.000
Pittsburgh	0-0	.000	9-1	.900
Georgetown	0-0	.000	8-1	.889
Louisville	0-0	.000	8-1	.889
Notre Dame	0-0	.000	8-1	.889
Connecticut	0-0	.000	7-2	.778
Providence	0-0	.000	7-2	.778
Seton Hall	0-0	.000	7-2	.778
Marquette	0-0	.000	6-2	.750
Rutgers	0-0	.000	5-2	.714
St. John's	0-0	.000	7-3	.700
DePaul	0-0	.000	6-3	.667
USF	0-0	.000	5-3	.625
Villanova	0-0	.000	5-4	.556

2012-13 BIG EAST SCHEDULE

Date	Time	Game	TV
Dec. 11	7:00	St. Joseph's at Villanova	ESPN
Dec. 11	7:30	George Washington at Rutgers	BEN
Dec. 12	9:00	DePaul at Arizona State	
Dec. 15	12:00	Western Carolina at Georgetown	BEN
Dec. 15	1:00	North Carolina A&T at Seton Hall	
Dec. 15	2:00	Savannah State at Marquette	BEN
Dec. 15	4:00	Louisville at Memphis	FSN
Dec. 15	4:30	Purdue vs. Notre Dame	ESPN2
Dec. 15	TBD	St. John's vs. Saint Francis (N.Y.)	
Dec. 15	7:00	Bethune-Cookman at Pitt	ESPN3
Dec. 15	7:00	Canisius at Syracuse	BEN
Dec. 15	2:00	Cincinnati at Marshall	CBS SN
Dec. 16	12:00	UAB at Rutgers	
Dec. 16	4:00	Delaware at Villanova	ESPNU
Dec. 16	5:00	Northern Illinois at DePaul	
Dec. 17	7:00	UMES at Connecticut	BEN
Dec. 17	7:00	IPFW at Notre Dame	ESPN3
Dec. 17	7:00	Detroit at Syracuse	ESPNU
Dec. 18	7:00	Colgate at Providence	
Dec. 18	7:00	Youngstown State at USF	BEN
Dec. 19	7:00	Xavier at Cincinnati	ESPN2
Dec. 19	7:00	FIU at Louisville	BEN
Dec. 19	TBD	Kennesaw St at Notre Dame	ESPN3
Dec. 19	7:00	Delaware St at Pittsburgh	BEN
Dec. 19	7:00	Longwood at Seton Hall	
Dec. 19	8:00	Marquette at Green Bay	

CINCINNATI IN 2012-13 BIG EAST STATISTICS
(Through Dec. 10)

CATEGORY	TEAM	[*NATIONAL] BIG EAST RANK (STAT)
Scoring Offense	[4th]	2nd (84.2)
Scoring Defense	8th	(59.2)
Scoring Margin	[5th]	2nd (+25.0)
Free Throw Pct.	15th	(.617)
Field Goal Pct.	5th	(.468)
Field Goal Pct. Defense	[5th]	2nd (.341)
3-Pt Field Goal Pct.	3rd	(.371)
3-Pt Field Goal Pct. Defense	4th	(.280)
Rebounding Offense	2nd	(46.8)
Rebounding Defense	11th	(35.0)
Rebounding Margin	[8th]	1st (+11.8)
Blocked Shots	[7th]	2nd (7.56)
Assists	[23rd]	4th (16.78)
Steals	[10th]	3rd (10.67)
Turnover Margin	8th	(+2.67)
Assist-to-Turnover Ratio	9th	(1.14-to-1)
Offensive Rebounds	1st	(16.33)
Defensive Rebounds	2nd	(30.44)
3-Pt Field Goals Made	1st	(8.00)

INDIVIDUAL

PLAYER	[*NATIONAL] BIG EAST RANK (STAT)
Scoring	
Sean Kilpatrick	[25th] 4th (20.0)
Cashmere Wright	13th (15.0)
Rebounding	
Sean Kilpatrick	T-17th (6.2)
Justin Jackson	T-17th (6.2)
Steals	
Cashmere Wright	8th (2.33)
Sean Kilpatrick	T-12th (1.78)
3-PT FG Pct.	
Cashmere Wright	[23rd] 5th (.463)
JaQuon Parker	9th (.429)
Sean Kilpatrick	13th (.404)
3-PT FG Made	
Cashmere Wright	1st (2.78)
Sean Kilpatrick	2nd (2.56)
Blocked Shots	
Cheikh Mbodj	[20th] 2nd (2.67)
Justin Jackson	9th (1.67)
David Nyarsuk	14th (1.33)

*National rankings through Dec. 9, 2012.

CINCINNATI'S RECORD WHEN

	06-07	07-08	08-09	09-10	10-11	11-12	12-13	Cronin
Home games	10-8	10-7	13-5	13-5	15-3	14-4	7-0	82-32
Away games	0-9	3-11	4-7	2-9	7-4	7-5	0-0	23-45
Neutral site games	1-2	0-1	1-2	4-2	4-2	5-2	2-0	17-11
BIG EAST games	2-14	8-10	8-10	7-11	11-7	12-6	0-0	48-58
vs. Top 25 teams	0-4	2-5	1-7	3-6	3-7	8-4	0-0	17-33
vs. RPI Top 100 teams	2-13	7-12	5-11	8-15	8-9	11-8	3-0	44-68
Overtime games	2-0	1-1	2-1	0-3	1-0	1-2	0-0	7-7
Lead at halftime	6-1	10-3	11-3	13-4	25-0	18-3	8-0	90-14
Trail at halftime	4-17	3-15	6-11	4-11	0-9	7-8	1-0	25-71
Tied at halftime	1-1	0-1	1-0	2-1	1-0	1-0	0-0	6-3
Lead with 10:00 remaining	10-1	9-1	14-1	13-3	26-0	18-4	8-0	98-10
Trail with 10:00 remaining	1-18	1-18	3-13	6-11	0-9	7-7	1-0	19-76
Tied with 10:00 remaining	0-0	3-0	1-0	0-2	0-0	1-0	0-0	5-2
Lead with 5:00 remaining	9-3	11-1	17-1	18-2	25-0	19-4	8-0	107-11
Trail with 5:00 remaining	0-16	2-17	1-13	0-13	0-9	5-7	1-0	9-75
Tied with 5:00 remaining	2-0	0-1	0-0	1-1	1-0	2-0	0-0	6-2
Lead with 2:00 remaining	10-2	11-1	16-0	18-2	25-1	23-2	8-0	111-8
Trail with 2:00 remaining	0-17	1-17	2-14	1-14	0-8	3-9	0-0	7-79
Tied with 2:00 remaining	1-0	1-1	0-0	0-0	1-0	0-0	1-0	4-1
Shoot better from the field	8-2	8-3	13-1	15-4	22-0	16-2	8-0	90-12
Shoot worse from the field	3-17	5-16	5-13	4-12	4-9	8-9	1-0	30-76
Shoot 50% or better	0-2	0-0	4-1	8-1	7-0	6-0	3-0	28-4
Shoot below 50%	11-17	13-19	14-13	11-15	16-8	20-11	6-0	91-83
Opp. shoots 50% or better	1-9	0-6	0-6	0-2	2-4	1-2	0-0	4-29
Opp. shoots below 50%	10-10	13-13	18-8	19-14	22-5	24-9	7-0	113-59
Opp. shoots below 40%	7-1	6-1	9-3	10-3	17-0	15-1	6-0	70-9
Make 7 or fewer 3-pointers	10-12	8-12	7-11	13-12	21-6	12-9	3-0	74-62
Make 8 or more 3-pointers	1-7	5-7	11-3	6-4	6-4	14-2	6-0	49-27
Shoot more FTs than opp.	7-3	6-3	12-1	11-2	22-2	16-4	6-0	80-15
Out-rebound the opponent	9-5	10-11	13-4	17-8	24-3	10-4	7-0	90-35
Opponent out-rebounds UC	2-14	3-7	2-9	2-8	2-5	13-6	2-0	26-49
Same number of rebounds	0-0	0-1	3-1	0-0	0-1	3-1	0-0	6-4
Commit fewer turnovers	7-11	4-5	9-3	7-6	16-6	22-5	6-0	71-36
Commit the same or more TOs	4-8	9-14	9-11	12-10	9-2	4-3	3-0	50-48
Commit 12 or fewer turnovers	7-9	4-7	5-4	5-5	10-5	17-7	1-0	49-37
Outscore opponents' bench	6-8	8-6	15-9	19-11	24-7	13-3	6-0	91-44
1-3 point games	1-4	5-5	2-0	4-5	2-1	5-4	1-0	20-19
4-5 point games	0-1	2-1	2-1	3-2	0-2	6-0	0-0	13-7
6-10 point games	5-2	2-6	5-6	4-4	7-2	5-3	1-0	29-23
11-19 point games	4-10	3-5	4-4	4-4	8-5	4-2	2-0	29-30
20-plus point games	1-2	1-2	5-3	4-1	9-1	7-1	5-0	32-10
Score 59 or fewer points	0-9	3-7	1-6	0-7	3-8	3-7	1-0	11-44
Score 60-69 points	6-7	8-7	4-6	9-4	9-1	7-4	0-0	43-29
Score 70 or more points	5-3	2-5	13-2	10-5	14-0	16-2	8-0	68-17
Hold opp. to 50 or fewer points	3-0	3-0	4-0	1-0	7-0	3-2	1-0	22-2
Hold opp. to 51-60 points	3-4	5-1	6-2	9-2	12-1	12-3	5-0	52-13
Hold opp. to 61-70 points	3-2	5-5	5-3	7-4	5-5	10-1	2-0	37-20
Opp. scores 70-plus points	2-13	0-13	3-9	2-10	2-3	1-5	1-0	11-53
November	5-1	4-2	5-1	4-1	5-0	4-2	6-0	33-7
December	4-3	1-5	5-2	5-2	9-0	6-1	3-0	33-13
January	1-7	5-4	4-4	5-4	4-4	5-4	0-0	24-27
February	1-7	3-3	4-3	2-5	4-3	6-2	0-0	20-23
March	0-1	0-5	0-4	3-4	4-2	5-2	0-0	12-18
Monday	0-0	1-0	3-2	2-2	2-0	2-1	0-0	10-5
Tuesday	0-2	1-1	1-2	4-2	3-0	2-0	2-0	13-7
Wednesday	4-5	4-5	4-1	7-3	9-1	7-0	0-0	35-15
Thursday	0-1	0-2	3-0	1-2	3-1	3-1	1-0	11-7
Friday	1-0	1-1	0-1	0-0	1-0	4-1	1-0	18-3
Saturday	5-7	6-5	6-5	5-3	8-4	5-7	3-0	38-37
Sunday	1-4	0-5	1-3	0-4	0-3	3-1	2-0	7-20

BEARCATS' STARTING LINEUPS

Opponent	UC Starters
Grand Valley State (Exh.)	Wright, Kilpatrick, Parker, Rubles, Mbodj
Bellarmine (Exh.)	Wright, Kilpatrick, Parker, Rubles, Mbodj
UT Martin	Wright, Kilpatrick, Parker, Jackson, Mbodj
Mississippi Valley State	Wright, Kilpatrick, Parker, Jackson, Mbodj
North Carolina A&T	Wright, Kilpatrick, Parker, Jackson, Mbodj
Campbell	Wright, Kilpatrick, Parker, Jackson, Mbodj
vs. Iowa State	Wright, Kilpatrick, Parker, Jackson, Mbodj
vs. Oregon	Wright, Kilpatrick, Parker, Jackson, Mbodj
Alabama	Wright, Kilpatrick, Parker, Jackson, Mdoj
Arkansas-Little Rock	Wright, Kilpatrick, Parker, Jackson, Mdoj
Maryland Eastern Shore	Wright, Kilpatrick, Parker, Jackson, Mdoj
vs. Marshall	
Xavier	
Wright State	
New Mexico	
at Pittsburgh	
St. John's	
Notre Dame	
at Rutgers	
at DePaul	
Marquette	
at Syracuse	
Rutgers	
at Seton Hall	
at Providence	
Pittsburgh	
Villanova	
Georgetown	
at Connecticut	
at Notre Dame	
Connecticut	
at Louisville	
USF	
BIG EAST Tournament	

SPECIALITY STATISTICS

Opponent	Result	In Paint	Off TO	2nd Chance	Fast Break	Bench
UT Martin		18	15	13	6	15
at Cincinnati	W, 80-57	36	7	7	14	30
Mississippi Valley State		18	2	11	4	14
at Cincinnati	W, 102-60	56	19	13	23	45
North Carolina A&T		14	10	12	13	14
at Cincinnati	W, 93-39	40	23	15	19	34
Campbell		34	15	2	13	4
at Cincinnati	W, 91-72	38	13	17	8	23
vs. Iowa State		30	13	14	4	33
Cincinnati	W, 78-70	32	26	10	18	24
vs. Oregon		18	24	21	14	24
Cincinnati	W, 77-66	22	24	19	6	30
Alabama		30	10	9	5	16
at Cincinnati	W, 58-56	34	16	12	6	16
Arkansas-Little Rock		20	8	4	4	22
at Cincinnati	W, 87-53	42	31	11	21	31
Maryland Eastern Shore		14	8	10	4	6
at Cincinnati	W, 92-60	46	12	18	20	28
vs. Marshall						
Cincinnati						
vs. Xavier						
Cincinnati						
Wright State						
at Cincinnati						
New Mexico						
at Cincinnati						
at Pittsburgh						
Cincinnati						
St. John's						
at Cincinnati						
Notre Dame						
at Cincinnati						
at Rutgers						
Cincinnati						
at DePaul						
Cincinnati						
Marquette						
at Cincinnati						
at Syracuse						
Cincinnati						
Rutgers						
at Cincinnati						
at Seton Hall						
Cincinnati						
at Providence						
Cincinnati						
Pittsburgh						
at Cincinnati						
Villanova						
at Cincinnati						
Georgetown						
at Cincinnati						
at Connecticut						
Cincinnati						
at Notre Dame						
at Cincinnati						
Connecticut						
at Cincinnati						
at Louisville						
Cincinnati						
USF						
at Cincinnati						
Cincinnati Totals		340	158	128	123	264
Average		37.8	17.6	14.2	13.7	29.3
Opponents Totals		212	118	90	73	145
Average		23.6	13.1	10.0	8.1	16.1

OVERTIME RECORDS

UC's Overall Record	50-50
1 OT Games	41-42
2 OT Games	8-6
3 OT Games	0-1
4 OT Games	0-1
7 OT Games	1-0

RECORDS IN OVERTIME GAMES

Home	24-17	.585
Schmidlapp Gym	3-4	.429
Schmidt Fieldhouse	0-1	.000
Music Hall	0-1	.000
Armory Fieldhouse	5-4	.556
Cincinnati Gardens	3-2	.600
U.S. Bank Arena	3-1	.750
Fifth Third Arena	10-4	.714
Away	16-26	.381
Neutral	10-7	.588

Current Streak: Won -1

Longest Winning Streak: 5 (Tay Baker - 1966-67)

Longest Losing Streak: 4 (Bob Ruess, 1943 - John Weithe, 1950)

- On Dec. 21, 1981 Cincinnati and Bradley played an NCAA-record 7-overtime game which UC won, 75-73.
- Cincinnati has been involved in two of the five NCAA tournament championship games to go into overtime. The Bearcats defeated Ohio State, 70-65, in 1961 but lost to Loyola (Ill.), 60-58, in 1963.
- In 1966-67, Cincinnati played six overtime games, winning five.

UC COACHES IN OVERTIME GAMES

Coach (Years)	No.	Record	Pct.
Bob Huggins (1989-2005)	25	14-11	.560
Mick Cronin (2006-pres.)	14	7-7	.500
Tay Baker (1965-72)	9	7-2	.778
Ed Jucker (1960-65)	9	4-5	.444
Ed Badger (1978-83)	8	3-5	.375
Tony Yates (1983-89)	7	2-5	.286
John Wiethe (1946-52)	5	1-4	.200
George Smith (1952-60)	4	3-1	.750
Gale Catlett (1972-78)	4	2-2	.500
Frank Rice (1928-32)	4	1-3	.250
Boyd Chambers (1918-28)	3	3-0	1.000
Clark Ballard (1939-42)	2	2-0	1.000
Andy Kennedy (2005-06)	2	1-1	.250
Tay Brown (1933-37)	2	0-2	.000
John Halliday (1932-33)	1	0-1	.000
Bob Ruess (1942-44)	1	0-1	.000
Walter Van Winkle (1937-39)	0	-	-
Ray Farnham (1944-46)	0	-	-

OVERTIME GAMES IN MICK CRONIN ERA

1/20/07	W	UC 96, West Virginia 83	1	SC
2/28/07	W	UC 70, Seton Hall 67	1	SC
2/9/08	W	UC 72, Rutgers 68	1	SC
3/2/08	L	Providence 81, UC 79	1	A
12/20/08	W	UC 85, Eastern Kentucky 77	1	SC
2/7/09	W	UC 64, Georgetown 62	1	SC
3/7/09	L	Seton Hall 67, UC 63	1	SC
11/25/09	L	Gonzaga 61, UC 59	1	N
12/13/09	L	Xavier 83, UC 79	2	A
2/21/10	L	Marquette 79, UC 76	1	SC
2/19/11	W	UC 93, Providence 81	1	A
11/25/11	L	Marshall 73, UC 69	1	SC
1/21/12	L	West Virginia 77, UC 74	1	A
3/8/12	W	UC 72, Georgetown 70	2	N

THE LAST TIME...

TEAM

100 Points by a Team

By UC 102 vs. Miss. Valley St., 11/13/12
By Opponent 105 by UCLA (20T), 3/17/02

90 Points by a Team

By UC 95 vs. North Carolina A&T, 1/18/12
By Opponent 95 at Marquette, 2/11/12

30-plus Point Win

By UC 32 (92-60 vs. Maryland Eastern Shore, 12/8/12)
By Opponent 38 (89-51) vs. Notre Dame, 3/10/11

60 Percent Shooting by a Team

By UC .628 vs. St. John's, 2/11/09
By Opponent .674 vs. Pittsburgh, 2/14/09

50 Percent Shooting by a Team

By UC .500 vs. Campbell, 11/20/12
By Opponent .567 at Marquette, 2/11/12

Cincinnati Played a Ranked Opponent

UC Win 62-56 vs. No. 10 Florida State, 3/18/12
UC Loss 81-66 vs. No. 7 Ohio State, 3/22/12

Overtime Game

UC Win 93-81 at Providence, 2/19/11
UC Loss 77-74 at West Virginia, 1/21/12

Double Overtime Game

UC Win 72-70 (20T) vs. Georgetown, 3/8/12
UC Loss 83-79 (20T) at Xavier, 12/13/09

Triple Overtime Game

UC Win 75-73 (70T*) vs. Bradley, 12/21/81
UC Loss 89-85 (40T) vs. Memphis, 1/31/81

* - NCAA record.

INDIVIDUAL

40 Points by a Player

By UC 41, Steve Logan vs. Southern Mississippi, 2/15/02
By Opponent 41, Dell Curry, Virginia Tech, 1985-86

30 Points by a Player

By UC 34, Deonta Vaughn vs. Notre Dame, 2/4/09
By Opponent 37, Luke Harangody, at Notre Dame, 2/4/10

20 Rebounds by a Player

By UC 20, Cedric McGowan vs. DePaul, 1/4/06
By Opponent four times

15 Rebounds by a Player

By UC 16, Mike Williams, 12/20/08
By Opponent 15, Greg Monroe, vs. Georgetown, 3/6/10

Two Players with 20 or More Points in Same Game

By UC Sean Kilpatrick(23), Cashmere Wright (20)
vs. Maryland Eastern Shore, 12/8/12
By Opponent Jimmy Butler (20), D. Johnson-Odom (20)
vs. Marquette, 2/21/10

Two Players with 10 or More Reb. in Same Game

By UC Ibrahima Thomas (10) and Lance Stephenson (10)
vs. DePaul, 2/24/10
By Opponent Jamarr Sanders (11) and Elijah Millsap (15)
at UAB, 12/16/09

10 Assists by a Player

By UC 10, Cashmere Wright, vs. Marshall, 11/25/11
By Opponent 10, Chris Howard, at USF, 2/14/09

Five Steals by a Player

By UC 5, Sean Kilpatrick vs. Iowa State, 11/23/12
By Opponent 5, Greg Monroe, Georgetown, 2/7/09

Five Blocked Shots by a Player

By UC 5, David Nyarsuk., North Carolina A&T, 11/18/12
By Opponent 5, Hamady Ndiaye, vs. Rutgers, 3/9/10

Double-Double by a UC Player

UC Win Sean Kilpatrick (15 pts., 10 rebs.)
vs. Campbell, 11/20/12
UC Loss Yancy Gates (12 pts., 11 rebs.)
at No. 18/19 Marquette, 2/11/12

Triple-Double by a UC Player

By UC Eric Hicks (22 pts., 12 rebs., 10 blks.)
vs. Marquette, 1/7/06

UC Player Led Team in Points, Reb., Assists

By UC Sean Kilpatrick (29pts., t-7reb., t-5 asst.)
vs. North Carolina A&T, 11/18/12

A Player Won a Game in the Final Seconds

By UC Cashmere Wright jump shot at buzzer
UC defeats Alabama 58-56, 12/1/12
By Opponent Anthony Collins made two free throws at 3 secs
USF defeats UC 46-45, 2/26/12

Four Players Scored in Double Figures

By UC Sean Kilpatrick (18), Cheikh Mbodj (12)
David Nyarsuk (12), JaQuon Parker (11)
vs. Arkansas-Little Rock, 12/6/12

Five Players Scored in Double Figures

By UC Dion Dixon (15), JaQuon Parker (15),
Cashmere Wright (14), Gates (11), Jackson (10)
at No. 18/19 Marquette, 2/11/12

Six Players Scored in Double Figures

By UC Sean Kilpatrick (21), Cashmere Wright (14),
Dion Dixon (11), Jeremiah Davis (11),
Justin Jackson (11), Ge'Lawn Guyn (11)
vs. Chicago State, 12/23/11

Seven Players Scored in Double Figures

By UC Rashad Bishop (14), Dion Dixon (13),
Steve Toyloy (13), Deonta Vaughn (12),
Darnell Wilks (12), Jaquon Parker (10), Yancy Gates (10)
vs. Texas Southern, 12/1/09

CRONIN ERA BESTS

Most Points Scored

102 (W, 102-60) vs. Miss. Valley St. 11/13/12
101 (W, 101-53) vs. Ark.-Pine Bluff 12/21/11
101 (W, 101-70) vs. Radford 12/17/11

Most Points Scored (Half)

59 (W, 102-60) vs. Miss. Valley St. (2nd) 11/13/12
56 (W, 93-83) vs. Notre Dame (2nd) 2/4/09
56 (W, 92-72) vs. Utah Valley (1st) 12/11/10

Highest FG Percentage

.628 (27-43) vs. St. John's 2/11/09
.603 (38-63) vs. Radford 12/17/11
.574 (35-61) vs. Texas Southern 12/1/09

Highest 3-Pt. Percentage

.600 (6-10) vs. St. John's 2/11/09
.583 (7-12) at Georgetown 1/27/07
.583 (14-24) vs. Central Michigan 11/25/06

Most Rebounds

56 vs. North Carolina A&T 11/18/12
55 vs. Maryland Eastern Shore 12/8/12
54 vs. Miss. Valley St. 11/13/12
54 vs. UT Martin 11/11/12
54 vs. Louisville (BE Championship) 3/10/12
54 vs. Western Illinois 11/22/08

Most Assists

27 vs. Toledo 11/18/09
24 vs. Maryland Eastern Shore 12/8/12
24 vs. Georgia Southern 12/14/10
24 vs. North Carolina A&T 11/18/12

Most Blocked Shots

12 vs. North Carolina A&T 11/18/12
10 vs. UT Martin 11/11/12
10 vs. Chicago State 12/23/11
10 vs. Alabama State 11/13/11
10 vs. Western Illinois 11/22/08

Most Steals

23 vs. Ark.-Little Rock 12/6/12
16 vs. Ark.-Pine Bluff 12/21/11
15 vs. Ark.-Pine Bluff 12/22/09
15 vs. North Carolina A&T 11/18/12

Most Forced Turnovers

32 vs. Ark.-Little Rock 12/6/12
32 vs. North Carolina State 12/23/06
29 vs. Ark.-Pine Bluff 12/21/11
24 vs. Ark.-Pine Bluff 12/22/08

Fewest Points Allowed

34 vs. Dayton 11/27/10
39 vs. Howard 11/10/06
at West Virginia 1/30/08
vs. North Carolina A&T 11/18/12

Fewest Points Allowed (Half)

14 vs. Alabama State (1st) 11/13/11
15 vs. Dayton (2nd) 11/27/10
15 Western Illinois (1st) 11/22/08
15 vs. Howard (1st) 11/10/06

Lowest FG Percentage Allowed


.152 (10-66) vs. North Carolina A&T 11/18/12
.200 (12-60) vs. Dayton 11/27/10
.200 (10-50) at West Virginia 1/30/08

Lowest 3-Pt. FG Percentage Allowed

.000 (0-4) vs. Texas Southern 11/18/08
.045 (1-22) at West Virginia 1/30/08
.071 (1-14) vs. No. 17/17 Louisville 2/23/12

Biggest Win


54 (93-39) vs. North Carolina A&T 11/18/12
49 (101-53) vs. Ark.-Pine Bluff 12/21/11
45 (99-54) vs. Georgia Southern 12/14/10
42 (102-62) vs. Miss. Valley St. 11/13/12
37 (94-57) vs. Texas Southern 12/1/09
36 (94-58) vs. St. Francis (PA) 12/23/10




0 JEREMIAH DAVIS III
G » 6-3 » 204 » SO.
MUNICE, IND.




1 CASHMERE WRIGHT
G » 6-0 » 178 » R-SR.
SAVANNAH, GA.




2 TITUS RUBLES
F » 6-7 » 207 » JR.-TR.
DALLAS, TEXAS




3 SHAQUILLE THOMAS
F » 6-7 » 187 » R-FR.
PATERSON, N.J.




5 JUSTIN JACKSON
F » 6-8 » 213 » JR.
COCOA BEACH, FLA.




10 ALEX EPPENSTEINER
G » 6-4 » 190 » SR.
CINCINNATI, OHIO




13 CHEIKH MBODJ
C » 6-10 » 236 » SR.-TR.
DAKAR, SENEGAL




14 GE'LAWN GUYN
G » 6-2 » 174 » SO.
LEXINGTON, KY.




15 JERMAINE SANDERS
F » 6-5 » 215 » SO.
FAR ROCKAWAY, N.Y.




23 SEAN KILPATRICK
G » 6-4 » 221 » R-JR.
YONKERS, N.Y.



24 KELVIN GAINES
C » 6-10 » 227 » R-SO.
OCALA, FLA.



33 DAVID NYARSUK
C » 7-1 » 230 » JR.-TR.
JUBA, SOUTH SUDAN



44 JAQUON PARKER
G » 6-3 » 198 » SR.
SUFFOLK, VA.



MICK CRONIN
HEAD COACH




LARRY DAVIS
ASSOCIATE HEAD COACH



DARREN SAVINO
ASSISTANT COACH



ANTWON JACKSON
ASSISTANT COACH



JEREMIAH DAVIS III

SO. • G • 6-3 • 204

MUNCIE, IND.

HUNTINGTON PREP (W. VA.)



2012-13 Season (Sophomore): Had three points and one rebound vs. Campbell (11/20) ... totaled five points, four rebounds and an assists vs. North Carolina A&T (11/18) ... grabbed a career-high four rebounds to go with nine points, making all four free-throw attempts vs. Miss. Valley St. (11/13) ... scored five points and had three assists in season opener against UT Martin (11/11).

2011-12 Season (Freshman): Played in 27 games without a start, averaging 7.9 minutes ... scored in double figures in three games ... made at least three three-pointers in two games ... saw action in every BIG EAST regular-season game ... scored a season-high 13 points with a trio of three-pointers and three rebounds in 15 minutes against Arkansas-Pine Bluff (12/21) ... tallied 11 points with three three-pointers and three rebounds against Chicago State (12/23) ... recorded his highest-scoring BIG EAST game against Notre Dame, posting 10 points with two three-pointers ... hit a three-pointer with nine seconds remaining to tie the game against St. John's (1/7) ... tallied eight points with two assists at St. John's (2/4) ... registered eight points with two assists and two steals against Radford (12/17).

Personal: Jeremiah Davis III ... born Jan. 22, 1993 in Muncie, Ind. ... son of Maria and Jeremiah Davis... has a brother, Aaron ... majoring in communications.

GAME-BY-GAME STATISTICS

2012-13 (SOPHOMORE SEASON)

Opponent	Date	gs	min	Total		3-Pointers		Free throws		Rebounds			pf	a	t/o	blk	stl	pts	avg
				fg-fga	pct	3fg-fga	pct	ft-fa	pct	off	def	tot							
UT MARTIN	11/11/12	13	2-5	400	1-2	500	0-0	.000	0	1	1	1.0	1	3	0	0	0	5	5.0
MISS. VALLEY ST.	11/13/12	10	2-4	500	1-2	500	4-4	1.000	0	4	4	2.5	1	2	3	0	0	9	7.0
NORTH CAROLINA A&T	11/18/12	13	2-6	333	0-2	.000	1-2	.500	0	4	4	3.0	4	0	1	0	0	5	6.3
CAMPBELL	11/20/12	7	1-3	333	1-3	333	0-0	.000	1	0	1	2.5	0	0	0	0	0	3	5.5
Totals		0	43	7-18	.389	3-9	.333	5-6	.833	1	9	10	2.5	6	5	4	0	22	5.5

DAVIS' SEASON & CAREER HIGHS

2012-13 Season		Career
9 vs. MVSU, 11/13/12	Pts	13 vs. Arkansas-Pine Bluff, 12/21/11
6 vs. vs. North Carolina A&T, 11/18/12	FG Atts	8, 2x (last vs. Chicago State, 12/23/11)
2, 3x (last vs. vs. N.C. A&T, 11/18/12)	FG Made	5 vs. Arkansas-Pine Bluff, 12/21/11
2, 2x (last vs. MVSU, 11/13/12)	3PT-FG Atts	5 vs. Chicago State, 12/23/11
1, 2x (last vs. MVSU, 11/13/12)	3PT-FG Made	3, 2x (last vs. Chicago State, 12/23/11)
4, 2x (last vs. vs. N.C. A&T, 11/18/12)	Rebs	4, 2x (last vs. vs. N.C. A&T, 11/18/12)
3 vs. UT Martin, 11/11/12	Assts	3 vs. UT Martin, 11/11/12
0	Stls	1 vs. Northwestern State, 11/21/11
0	Blks	1 vs. Louisville, 2/23/12
13, 2x (last vs. vs. N.C. A&T, 11/18/12)	Mins	19 vs. Chicago State, 12/23/11

DAVIS' MISCELLANEOUS STATISTICS

Category	2012-13	Career
Double-Figure Scoring Games	0	3
Double-Figure Rebounding Games	0	0
Double-Double Games	0	0
20-Point Scoring Games	0	0
Games Led UC in Scoring	0	0
Games Led UC in Rebounding	0	0
Games Led UC in Assists	0	0
Games With 3+ Assists	1	1
Games With 3+ Blocks	0	0
Games With 3+ Steals	0	0
Games With 3+ Three-Pointers	0	2

GAME-BY-GAME STATISTICS

2011-12 (FRESHMAN SEASON)

Opponent	Date	gs	min	Total		3-Pointers		Free throws		Rebounds			pf	a	t/o	blk	stl	pts	avg	
				fg-fga	pct	3fg-fga	pct	ft-fa	pct	off	def	tot								avg
ALABAMA STATE	11/13/11	11	0-1	.000	0-1	.000	0-0	.000	0	2	2	2.0	0	1	4	0	0	0	0.0	
NORTHWESTERN STATE	11/21/11	6	0-1	.000	0-1	.000	0-0	.000	0	2	2	2.0	2	1	1	0	1	0	0.0	
MIAMI (OHIO)	11/29/11	2	0-0	.000	0-0	.000	0-0	.000	0	1	1	1.7	1	0	0	0	0	0	0.0	
at Wright State	12/14/11	11	0-2	.000	0-2	.000	0-0	.000	0	0	0	1.3	2	0	0	0	0	0	0.0	
RADFORD	12/17/11	18	3-8	.375	0-1	.000	2-2	1.000	1	0	1	1.2	2	2	2	0	2	8	1.6	
ARKANSAS-PINE BLUFF	12/21/11	15	5-7	.714	3-4	.750	0-0	.000	1	2	3	1.5	0	1	1	0	1	13	3.5	
CHICAGO STATE	12/23/11	19	4-8	.500	3-5	.600	0-0	.000	1	2	3	1.7	0	1	2	0	1	11	4.6	
at Oklahoma	12/29/11	3	0-0	.000	0-0	.000	0-0	.000	0	1	1	1.6	0	0	0	0	1	0	4.0	
vs Pittsburgh	01/01/12	8	0-1	.000	0-0	.000	0-0	.000	0	0	0	1.4	2	0	0	0	1	0	3.6	
NOTRE DAME	01/04/12	15	4-6	.667	2-3	.667	0-2	.000	0	0	0	1.3	0	0	0	0	0	10	4.2	
ST. JOHN'S	01/07/12	8	1-6	.167	1-3	.333	0-0	.000	0	1	1	1.3	0	1	1	0	0	3	4.1	
at Georgetown	01/09/12	12	0-0	.000	0-0	.000	0-0	.000	0	1	1	1.3	0	0	0	0	0	0	3.8	
VILLANOVA	01/14/12	13	1-4	.250	0-2	.000	2-2	1.000	1	1	2	1.3	0	1	0	0	0	4	3.8	
at Connecticut	1/18/12	8	2-3	.667	0-1	.000	0-0	.000	1	0	1	1.3	1	0	1	0	1	4	3.8	
at West Virginia	1/21/12	11	1-3	.333	0-1	.000	0-1	.000	0	2	2	1.3	2	1	0	0	0	2	3.7	
SYRACUSE	01/23/12	5	0-3	.000	0-2	.000	0-0	.000	0	0	0	1.3	0	0	0	0	0	0	3.4	
at Rutgers	01/28/12	1	0-0	.000	0-0	.000	0-0	.000	0	0	0	1.2	0	0	0	0	0	0	3.2	
DEPAUL	02/04/12	11	0-2	.000	0-1	.000	0-2	.000	0	2	2	1.2	0	2	1	0	1	0	3.1	
at St. John's	2/8/12	12	3-5	.600	2-2	1.000	0-0	.000	0	0	0	1.2	3	1	1	0	1	8	3.3	
at Marquette	2/11/12	5	0-3	.000	0-1	.000	0-0	.000	0	0	0	1.1	2	1	0	1	0	1	0	3.2
PROVIDENCE	2/15/12	5	2-3	.667	1-1	1.000	0-0	.000	0	1	1	1.1	1	1	0	0	1	5	3.2	
SETON HALL	02/18/12	3	0-0	.000	0-0	.000	0-0	.000	0	1	1	1.1	1	0	0	0	0	0	3.1	
LOUISVILLE	02/23/12	5	0-0	.000	0-0	.000	0-0	.000	0	0	0	1.0	1	0	0	0	1	0	3.0	
at USF	2/26/12	2	0-0	.000	0-0	.000	0-0	.000	0	1	1	1.0	0	0	0	0	0	0	2.8	
MARQUETTE	02/29/12	1	0-0	.000	0-0	.000	0-0	.000	0	0	0	1.0	0	0	0	0	0	1	2.7	
at Villanova	03/03/12	1	0-0	.000	0-0	.000	0-0	.000	0	0	0	1.0	0	0	0	0	0	0	2.6	
vs Ohio State	3/22/12	2	0-0	.000	0-0	.000	0-0	.000	0	0	0	0.9	0	0	0	0	0	0	2.5	
Totals		0	213	26-66	.394	12-31	.387	4-9	.444	5	20	25	0.9	20	14	16	1	13	68	2.5

DAVIS' CAREER STATISTICS - ALL GAMES

Season	gp-gs	min/avg	Total		3-Point		F-Throws		Rebounds				Scoring							
			fg-fga	pct	fg-fga	pct	ft-fa	pct	off	def	tot	avg	pf	fo	ast	to	blk	stl	pts	avg
2011	27-0	213/7.9	26-66	.394	12-31	.387	4-9	.444	5	20	25	0.9	20	0	14	16	1	13	68	2.5
2012	4-0	43/10.8	7-18	.389	3-9	.333	5-6	.833	1	9	10	2.5	6	0	5	4	0	0	22	5.5
TOTAL	31-0	256/8.3	33-84	.393	15-40	.375	9-15	.600	6	29	35	1.1	26	0	19	20	1	13	90	2.9



CASHMERE WRIGHT

R-SR. • G • 6-0 • 178

SAVANNAH, GA.

URBAN CHRISTIAN ACADEMY

1

- ⇒ 2012 Global Sports Classic Most Valuable Player
- ⇒ 2012 BIG EAST Championship All-Tournament Team
- ⇒ UC single-season steals leader (74 in 2011-12)
- ⇒ BIG EAST Weekly Honor Roll (12/19/11)
- ⇒ BIG EAST Rookie of the Week (2/1/10)

2012-13 Season (Senior): Dished out season-high nine assists and scored 20 points vs. Maryland Eastern Shore (12/8) ... scored eight points with a game-high four assists, three steals and one rebound vs. Arkansas Little-Rock (12/6) ... netted the game-winning buzzer-beater vs. Alabama (12/1), tallying eight points, one rebound, one assist and two steals ... scored game-high 17 points with season-best five 3-pointers, two steals and one assist vs. Oregon (11/24) ... totaled 14 points with three rebounds, a game-high five assists and three steals vs. Iowa State (11/23) ... scored a career-high 28 points vs. Campbell (11/20) and added five steals, two assists and one block ... produced 13 points with a season-high four steals, three boards and two assists vs. N.C. A&T (11/18) ... Scored 11 points with a game-high five assists in 22 minutes vs. Miss. Valley St. (11/13) ... scored a game-high 16 points on 6-of-10 shooting with four three-pointers to go with four rebounds and three assists against UT Martin (11/11).

2011-12 Season (Junior): Played in 37 games with 36 starts, averaging 31.2 minutes ... set the single-season record for steals with 74, ranking fourth in the BIG EAST and 35th in the nation with 2.00 steals per game ... ranked among BIG EAST leaders in assist-to-turnover ratio (seventh at 2.04-to-1) and assists (11th at 4.57 per game) ... led UC in assists in 29 games ... led UC in scoring in seven games ... reached double figures in scoring in 20 games ... posted four 20-point efforts ... poured in a team-high 18 points on 6-of-10 shooting with four three-pointers against Ohio State (3/22) in the NCAA tournament east region semifinal ... scored a game-high 16 points along with two steals vs. Louisville (3/10) in the BIG EAST Championship title game ... recorded 11 points, eight assists and five rebounds vs. Syracuse (3/9) in the BIG EAST Championship semifinal ... hit game-winning layup with six seconds remaining in double overtime to give UC a 72-70 win over Georgetown (3/8) in the quarterfinals of the BIG EAST Championship ... tallied nine points, five rebounds, six assists, no turnovers and a career-high seven steals at Villanova (3/3) ... tied a career-high with six three-pointers en route to a game-high 22 points with five rebounds and five assists against Louisville (2/23) ... recorded his lone double-double of the season with 12 points and a career-high 10 rebounds to go with four steals at St. John's (2/8) ... totaled a game-high 17 points with four assists and four rebounds vs. Syracuse (1/23) ... scored game-winning basket on a reverse layup with 8.8 seconds left against Oklahoma (12/29) ... netted a career-high six three-pointers and scored game-high 20 points with five assists vs. Arkansas-Pine Bluff (12/21) ... recorded career-high 25 points, with game-high six assists and two steals vs. Radford (12/17) ... scored game-high 23 points with four assists, two steals and six rebounds vs. Jacksonville State (11/15).

Personal: Full name is Cashmere A'keem Wright ... born Jan. 9, 1990 in Savannah, Ga. ... son of Gene and Patricia Wright ... has a brother, Antonio Wright ... has a daughter, Aubri Wright ... majoring in criminal justice.

WRIGHT'S SEASON & CAREER HIGHS

2012-13 Season		Career
28 vs. Campbell, 11/20/12	Pts	28 vs. Campbell, 11/20/12
14, 2x (last vs. Oregon, 11/24/12)	FG Atts	19 vs. Louisville, 2/23/12
8 vs. Campbell, 11/20/12	FG Made	10 vs. Radford, 12/17/11
9 vs. Oregon, 11/24/12	3PT-FG Atts	13 vs. Louisville, 2/23/12
5 vs. Oregon, 11/24/12	3PT-FG Made	6, 2x (last vs. Louisville, 2/23/12)
4 vs. UT Martin, 11/11/12	Rebs	10 at St. John's, 2/8/12
9 vs. Maryland Eastern Shore, 12/8/12	Assts	11 at Providence, 2/19/11
5 vs. Campbell, 11/20/12	Stls	7 at Villanova, 3/3/12
1 vs. Campbell, 11/20/12	Blks	2 at Miami (Ohio), 12/21/10
32, 2x (last vs. Iowa State, 11/23/12)	Mins	40 vs. Georgetown, 3/8/12

WRIGHT'S MISCELLANEOUS STATISTICS

Category	2012-13	Career
Double-Figure Scoring Games	7	48
Double-Figure Rebounding Games	0	1
Double-Double Games	0	2
20-Point Scoring Games	2	9
Games Led UC in Scoring	3	18
Games Led UC in Rebounding	0	1
Games Led UC in Assists	4	67
Games With 3+ Assists	5	74
Games With 3+ Blocks	0	0
Games With 3+ Steals	3	19
Games With 3+ Three-Pointers	5	19

GAME-BY-GAME STATISTICS

2012-13 (SENIOR SEASON)

Opponent	Date	gs	min	Total		3-Pointers		Free throws		Rebounds			Other			pts	avg				
				fg-fga	pct	3fg-fga	pct	ft-fa	pct	off	def	tot	avg	pf	a			to	blk	stl	
UT MARTIN	11/11/12	*	19	6-10	.600	4-7	.571	0-0	.000	0	4	4	4	0	2	3	3	0	0	16	16.0
MISS. VALLEY ST.	11/13/12	*	22	4-10	.400	3-7	.429	0-0	.000	0	0	0	2	0	5	1	0	1	11	13.5	
NORTH CAROLINA A&T	11/18/12	*	18	4-10	.400	3-8	.375	2-4	.500	1	2	3	2	2	2	1	0	4	13	13.3	
CAMPBELL	11/20/12	*	32	8-14	.571	4-6	.667	8-10	.800	0	1	1	2	0	2	4	1	5	28	17.0	
vs Iowa State	11/23/12	*	32	5-13	.385	0-3	.000	4-4	1.000	0	3	3	2	1	5	2	0	3	14	16.4	
vs Oregon	11/24/12	*	25	6-14	.429	5-9	.556	0-0	.000	0	1	1	2	0	1	3	0	2	17	16.5	
ALABAMA	12/01/12	*	31	4-9	.444	0-2	.000	0-0	.000	1	0	1	1	9	3	1	4	0	2	8	15.3
UALR	12/01/12	*	20	4-10	.400	0-5	.000	0-0	.000	1	0	1	1	8	0	4	3	0	3	8	14.4
UMES	12/08/12	*	24	7-8	.875	6-7	.857	0-0	.000	0	4	4	2	0	2	9	1	0	1	20	15.0
Totals			9	223	48-98	490	25-54	463	14-18	.778	3	15	18	2	10	32	22	1	21	135	15.0

WRIGHT'S CAREER STATISTICS - ALL GAMES

Season	gp-gs		Total		3-Point		F-Throws		Rebounds				Scoring									
	gp	gs	min	avg	fg-fga	pct	fg-fga	pct	ft-fa	pct	off	def	tot	avg	pf	fo	ast	to	blk	stl	pts	avg
2009	34	11	628	18.5	64-180	.356	18-70	.257	38-64	.594	19	49	68	2.0	62	0	69	52	0	25	184	5.4
2010	35	34	889	25.4	98-236	.415	32-91	.352	84-113	.743	10	71	81	2.3	66	0	138	73	2	47	312	8.9
2011	37	36	1156	31.2	149-364	.409	63-170	.371	42-63	.667	28	112	140	3.8	81	3	169	83	2	74	403	10.9
2012	9	9	223	24.8	48-98	.490	25-54	.463	14-18	.778	3	15	18	2.0	10	0	32	22	1	21	135	15.0
TOTAL	115	90	2896	25.2	359-878	.409	138-385	.358	178-258	.690	60	247	307	2.7	219	3	408	230	5	167	1034	9.0

PLAYER GAME-BY-GAME STATISTICS


1 - CASHMERE WRIGHT • G • 6-0 • 178 • R-SR. • SAVANNAH, GA.

2011-12 (JUNIOR SEASON)

Opponent	Date	gs	min	Total		3-Pointers		Free throws		Rebounds				pf	a	t/o	blk	stl	pts	avg		
				fg-fga	pct	3fg-fga	pct	ft-fa	pct	off	def	tot	avg									
ALABAMA STATE	11/13/11	*	25	4-7	.571	2-5	.400	0-0	.000	0	3	3	3	0	1	3	4	0	0	10	10.0	
JACKSONVILLE STATE	11/15/11	*	33	9-14	.643	2-3	.667	3-4	.750	0	6	6	4	5	3	4	0	2	23	16.5		
PRESBYTERIAN	11/19/11	*	37	1-8	.125	0-5	.000	0-0	.000	1	1	2	3	2	2	3	0	1	2	11.7	11.7	
NORTHWESTERN STATE	11/21/11	*	27	4-5	.800	1-2	.500	0-0	.000	1	2	3	3	5	1	2	5	0	1	9	11.0	
MARSHALL	11/25/11	*	37	2-10	.200	0-1	.000	3-4	.750	1	1	2	3	2	3	10	0	1	4	7	10.2	
MIAMI (OHIO)	11/29/11	*	35	4-8	.500	1-3	.333	0-1	.000	0	0	0	2	7	2	0	2	9	10.0	10.0		
at Georgia	12/02/11	*	33	2-6	.333	1-2	.500	0-0	.000	1	6	7	3	3	1	5	4	0	2	5	9.3	
at Xavier	12/10/11	*	30	1-8	.125	0-3	.000	2-2	1.000	1	4	5	3	5	2	2	0	0	4	8.6	8.6	
at Wright State	12/14/11	*	37	5-10	.500	2-7	.286	0-2	.000	0	4	4	3	6	2	8	3	0	0	12	9.0	
RADFORD	12/17/11	*	27	10-16	.625	4-9	.444	1-2	.500	0	5	5	3	7	1	6	0	0	2	25	10.6	
ARKANSAS-PINE BLUFF	12/21/11	*	26	6-12	.500	6-10	.600	2-2	1.000	0	3	3	3	6	1	5	0	0	1	20	11.5	
CHICAGO STATE	12/23/11	*	23	5-7	.714	4-5	.800	0-0	.000	0	3	3	3	6	1	7	1	0	1	14	11.7	
vs Oklahoma	12/29/11	*	34	3-14	.214	0-4	.000	2-3	.667	0	2	2	2	5	1	0	2	8	11.4	11.4		
at Pittsburgh	01/01/12	*	33	3-10	.300	1-5	.200	0-0	.000	1	0	1	3	3	1	7	1	0	4	7	11.1	
NOTRE DAME	01/04/12	*	27	4-9	.444	0-2	.000	1-3	.333	0	2	2	3	2	3	5	1	0	5	9	10.9	
ST. JOHNS	01/07/12	*	26	3-11	.273	2-6	.333	0-0	.000	3	1	4	3	2	0	2	0	0	8	10.8	10.8	
at Georgetown	01/09/12	*	26	0-6	.000	0-1	.000	2-2	1.000	0	3	3	2	4	4	3	0	1	2	10.2	10.2	
VILLANOVA	01/14/12	*	26	2-14	.143	2-6	.333	5-8	.625	0	6	6	3	4	4	5	2	0	6	11	10.3	
at Connecticut	01/18/12	*	39	5-6	.833	3-4	.750	0-0	.000	1	0	1	3	2	5	4	0	1	13	10.4	10.4	
at West Virginia	01/21/12	*	39	6-14	.429	3-5	.600	2-2	1.000	2	5	7	3	5	1	4	2	1	2	17	10.8	
SYRACUSE	01/23/12	*	32	6-13	.462	5-9	.556	0-0	.000	2	2	4	3	5	2	4	2	0	0	17	11.0	
at Rutgers	01/28/12	*	34	1-7	.143	1-2	.500	0-0	.000	1	3	4	3	5	4	6	2	0	1	3	10.7	10.7
DEPAUL	02/04/12	*	24	4-13	.308	1-4	.250	2-2	1.000	0	2	2	3	4	3	0	0	3	11	10.7	10.7	
at St. John's	02/08/12	*	27	6-9	.667	0-2	.000	0-1	.000	3	7	10	3	7	1	3	4	0	4	12	10.8	10.8
at Marquette	02/11/12	*	34	4-11	.364	1-4	.250	5-6	.833	1	2	3	7	2	5	4	0	2	14	10.9	10.9	
PROVIDENCE	02/15/12	*	29	3-6	.500	0-2	.000	3-7	.429	3	2	5	3	7	1	5	1	0	2	9	10.8	10.8
SETON HALL	02/18/12	*	28	4-6	.667	3-4	.750	2-2	1.000	1	1	2	3	2	0	4	0	1	13	10.9	10.9	
LOUISVILLE	02/23/12	*	32	8-19	.421	6-13	.462	0-1	.000	2	3	5	3	7	2	5	1	0	1	22	11.3	11.3
at USF	02/26/12	*	31	3-5	.600	1-2	.500	0-0	.000	0	3	3	3	2	3	1	0	1	7	11.1	11.1	
MARQUETTE	02/29/12	*	35	0-7	.000	0-5	.000	0-0	.000	0	3	3	3	7	4	2	0	2	0	10.8	10.8	
at Villanova	03/03/12	*	27	3-9	.333	1-5	.200	2-2	1.000	0	5	5	3	7	1	6	0	0	7	9	10.7	10.7
vs GEORGETOWN	03/08/12	*	40	5-11	.455	0-3	.000	0-1	.000	1	2	3	7	1	4	1	0	5	10	10.7	10.7	
vs Syracuse	03/12	*	38	4-11	.364	3-9	.333	0-0	.000	5	5	3	7	5	8	5	0	1	11	10.7	10.7	
vs Louisville	03/10/12	*	30	7-12	.583	2-4	.500	0-0	.000	1	1	2	3	7	2	5	0	2	16	10.9	10.9	
vs Texas	03/16/12	*	26	4-8	.500	1-4	.250	2-2	1.000	0	6	6	3	7	3	5	1	0	11	10.9	10.9	
vs Florida State	03/18/12	*	33	2-10	.200	0-4	.000	1-2	.500	0	5	5	3	8	2	6	2	0	5	10.7	10.7	
vs Ohio State	03/22/12	*	34	6-12	.500	4-6	.667	2-2	1.000	1	3	4	3	8	3	3	0	0	18	10.9	10.9	
Totals			36	1156	149-364	409	63-170	371	42-63	.667	28	112	140	38	81	169	83	2	74	403	10.9	

2010-11 (SOPHOMORE SEASON)

Opponent	Date	gs	min	Total		3-Pointers		Free throws		Rebounds				pf	a	t/o	blk	stl	pts	avg	
				fg-fga	pct	3fg-fga	pct	ft-fa	pct	off	def	tot	avg								
MOUNT ST. MARY'S	11/15/10	*	22	1-4	.250	0-1	.000	1-6	.167	0	2	2	2	0	1	4	5	0	3	3	3.0
IPFW	11/20/10	*	31	3-7	.429	0-3	.000	2-5	.400	0	1	1	1	5	3	4	2	0	4	8	5.5
FLORIDA A&M	11/22/10	*	31	5-12	.417	4-8	.500	4-5	.800	0	4	4	2	3	1	8	0	0	2	18	9.7
SAVANNAH STATE	11/24/10	*	33	3-7	.429	1-2	.500	4-4	1.000	0	3	3	2	5	2	3	4	0	1	11	10.0
vs Dayton	11/27/10	*	20	2-5	.400	0-2	.000	2-2	1.000	0	3	3	2	6	0	5	1	0	1	6	9.2
WRIGHT STATE	12/01/10	*	21	4-7	.571	0-1	.000	2-2	1.000	0	1	1	2	3	0	3	0	0	1	10	9.3
at TOLEDO	12/04/10	*	17	4-6	.667	0-0	.000	2-2	1.000	0	1	1	2	1	0	4	2	0	1	10	9.4
UTAH VALLEY	12/11/10	*	26	5-10	.500	5-9	.556	0-0	.000	0	4	4	2	4	3	2	0	0	4	15	10.1
GEORGIA SOUTHERN	12/14/10	*	19	3-4	.750	1-1	1.000	2-2	1.000	0	3	3	2	4	2	7	2	0	1	9	10.0
at Oklahoma	12/18/10	*	26	3-7	.429	2-3	.667	4-4	1.000	1	2	3	2	5	3	2	3	0	0	12	10.2
at Miami	12/21/10	*	32	5-8	.625	1-2	.500	1-2	.500	0	2	2	2	5	2	3	3	2	3	12	10.4
ST. FRANCIS (PA.)	12/23/10	*	3	2-2	1.000	1-1	1.000	1-2	.500	0	0	0	2	3	0	1	0	0	3	6	10.0
DEPAUL UNIVERSITY	12/28/10	*	16	2-8	.250	0-3	.000	0-0	.000	1	1	2	2	2	4	0	0	1	4	9.5	9.5
SETON HALL	12/31/10	*	21	1-6	.167	0-3	.000	4-4	1.000	0	3	3	2	3	1	4	1	0	2	6	9.3
XAVIER UNIVERSITY	01/06/11	*	27	1-5	.200	0-1	.000	8-8	1.000	0	2	2	2	3	3	4	2	0	1	10	9.3
at Villanova	01/09/11	*	22	0-3	.000	0-1	.000	7-10	.700	0	1	1	2	2	2	0	3	0	0	7	9.2
USF	01/12/11	*	30	1-7	.143	1-4	.250	8-10	.800	0	3	3	2	2	4	5	1	0	0	11	9.3
at Syracuse	01/15/11	*	24	2-5	.400	2-4	.500	0-0	.000	1	0	1	2	2	2	4	1	0	1	6	9.1
at Notre Dame	01-19-11	*	23	3-7	.429	1-3	.333	0-0	.000	0	3	3	2	2	3	6	1	0	0	7	9.0
at St. John's	01/22/11	*	33	4-6	.667	2-3	.667	0-0	.000	2	1	3	2	3	3	4	8	0	0	11	9.1
RUTGERS	01/26/11	*	26	0-0	.000	0-0	.000	2-4	.500	0	0	0	2	1	1	4	2	0	1	2	8.7
WEST VIRGINIA	01/29/11	*	17	9-13	.692	4-6	.667	2-4	.500	1	2	3	2	2	4	1	2	0	1	24	9.4
at PITT	02/05/11	*	26	1-6	.167	0-1	.000	4-6	.667	0	4	4	2	3	3	3	4	0	1	6	9.3
at DePaul University	02-08-11	*	28	4-7	.571	1-1	1.000	1-1	1.000	0	2	2	2	3	0	5	2	0	1	10	9.3
ST. JOHNS	02/13/11	*	31	2-5	.400	1-3	.333	0-0	.000	0	1	1	2	2	2	2	0	0	5	9.1	9.1
LOUISVILLE	02/16/11	*	29	7-15	.467	2-6	.333	4-5	.800	1	2	3	2	2	2	2	2	0	2	20	9.5
at Providence College	2/19/11	*	37	3-8	.375	0-2	.000	5-6	.833	0	4	4	2	3	1	11	3	0	1	11	9.6
at Georgetown	02/23/11	*	31	2-7	.286	0-2	.000	2-3	.667	1	4	5	2	4	1	2	2	0	3	6	9.5
CONNECTICUT	02/27/11	*	24	0-5	.000	0-2	.000	3-4	.750	1	2	3	2	4	3	4	3	0	2	3	9.2
at Marquette	3/2/11	*	34	6-9	.667	2-4	.500	1-3	.333	1	1	2	2	4	3	5	2	0	1	15	9.4
GEORGETOWN	03/05/11	*	25	2-7	.286	0-4	.000	2-2	1.000	0	2	2	2	4	1	4	2	0	1	6	9.3
vs USF	3/9/2011	*	26	0-5	.000	0-2	.000	2-2	1.000	0	3	3	2	4	3	3	3	0	1	2	9.1
vs Notre Dame	03/10/11	*	16	1-2	.500	0-0	.000	0-0	.000	0	1										



TITUS RUBLES

JR.-TR. • F • 6-7 • 207
DALLAS, TEXAS
BLINN COLLEGE (TEXAS)

2

Pronunciation: Titus ROO-bulls

Noting Rubles: Since joining the Bearcats this summer has changed his body composition, dropping three percent of his body fat - the biggest change of any player on the team .. has a standing reach of 8-7 and 6-10 wingspan.

2012-13 Season (Junior): Grabbed career-high 10 rebounds with seven points, four assists and one steal vs. Maryland Eastern Shore (12/8) ... had six points with two rebounds, two assists and two steals vs. Arkansas Little-Rock (12/6) ... scored 10 points with five rebounds, two assists and three steals vs. Alabama (12/1) ... recorded season-best 13 points in 17 minutes with four boards and one assist vs. Oregon (11/24) ... had 10 points with five boards, one block and one steal vs. Iowa State (11/23) ... recorded six rebounds, five points and a team-best three assists vs. Campbell (11/20) ... produced career-high four steals and scored six points with three rebounds vs. N.C. A&T (11/18) ... posted eight points to go with seven rebounds, five assists and two blocks against Miss. Valley St. (11/13) ... scored eight points and grabbed seven rebounds to go with four assists in 16 minutes during his UC debut against UT Martin (11/11).

Prior to Cincinnati: Considered by JucoJunction.com to be the No. 2 prospect in the country in the junior college ranks ... Attended Blinn College, a community college in Brenham, Texas, for the 2011-12 campaign ... earned NJCAA All-America honorable mention honors after averaging 14.5 points and a team-high 9.8 rebounds during the 2011-12 season ... shot 50 percent from the field, 72 percent from the free-throw line and swiped 51 steals ... tabbed a First Team All-Region XIV selection and all-conference honoree while leading the Buccaneers to a 27-7 record and the school's first appearance in the Region XIV Tournament title game - one game shy of competing in the NJCAA National Championship ... named a Region XIV All-Tournament first team selection after averaging 11.5 points and a tournament-best 12.3 rebounds during the tournament ... attended Independence Community College in Independence, Kan., during the 2010-11 season ... earned freshman of the year, first team All-Jayhawk Conference honors and first team all-region accolades while averaging 20.3 points and 12.3 rebounds ... prior to his stay at Independence, attended God's Academy in Grand Prairie, Texas for the 2008-09 and 2009-10 seasons ... became the all-time leading rebounder, grabbing more than 600 boards ... averaged 16.8 points, 13.6 rebounds and 4.7 blocks during the 2009-10 season.

Personal: Titus Ocean Rubles ... born Aug. 9, 1991 in Dallas, Texas ... son of Barbara Rubles and Hosie Perkins ... has four brothers: Calvin, Sidney, Darrius and Nunu and one sister: Ashley ... majoring in criminal justice.

RUBLES' SEASON & CAREER HIGHS

2012-13 Season		Career
13 vs. Oregon, 11/24/12	Pts	13 vs. Oregon, 11/24/12
14 vs. Alabama, 12/1/12	FG Atts	14 vs. Alabama, 12/1/12
5 vs. Oregon, 11/24/12	FG Made	5 vs. Oregon, 11/24/12
4 vs. Iowa State, 11/23/12	3PT-FG Atts	4 vs. Iowa State, 11/23/12
1 vs. MVSU, 11/13/12	3PT-FG Made	1 vs. MVSU, 11/13/12
10 vs. Maryland Eastern Shore, 12/8/12	Rebs	10 vs. Maryland Eastern Shore, 12/8/12
5 vs. MVSU, 11/13/12	Assts	5 vs. MVSU, 11/13/12
4 N.C. A&T, 11/18/12	Stls	4 N.C. A&T, 11/18/12
2 vs. MVSU, 11/13/12	Blks	2 vs. MVSU, 11/13/12
27 vs. Iowa State, 11/23/12	Mins	27 vs. Iowa State, 11/23/12

RUBLES' MISCELLANEOUS STATISTICS

Category	2012-13	Career
Double-Figure Scoring Games	3	3
Double-Figure Rebounding Games	1	1
Double-Double Games	0	0
20-Point Scoring Games	0	0
Games Led UC in Scoring	0	0
Games Led UC in Rebounding	1	1
Games Led UC in Assists	1	1
Games With 3+ Assists	4	4
Games With 3+ Blocks	0	0
Games With 3+ Steals	2	2
Games With 3+ Three-Pointers	0	0


GAME-BY-GAME STATISTICS

2012-13 (JUNIOR SEASON)

Opponent	Date	gs	min	Total		3-Pointers		Free throws		Rebounds			pf	a	tlo	blk	stl	pts	avg	
				fg-fga	pct	3fg-fga	pct	ft-fa	pct	off	def	tot								avg
UT MARTIN	11/11/12	16	3-6	.500	0-1	.000	2-4	.500	3	4	7	7.0	1	4	3	0	0	8	8.0	
MISS. VALLEY ST.	11/13/12	20	3-6	.500	1-2	.500	1-3	.333	0	7	7	7.0	0	5	0	2	0	8	8.0	
NORTH CAROLINA A&T	11/18/12	18	2-5	.400	0-1	.000	2-4	.500	0	3	3	5.7	3	2	1	0	4	6	7.3	
CAMPBELL	11/20/12	19	2-3	.667	0-1	.000	1-2	.500	1	5	6	5.8	4	3	2	0	0	5	6.8	
vs Iowa State	11/23/12	27	4-10	.400	0-4	.000	2-3	.667	0	5	5	5.6	3	0	2	1	1	10	7.4	
vs Oregon	11/24/12	17	5-9	.556	0-1	.000	3-3	1.000	2	2	4	5.3	4	1	4	0	0	13	8.3	
ALABAMA	12/01/12	25	4-14	.286	0-2	.000	2-2	1.000	3	2	5	5.3	1	1	1	0	3	10	8.6	
UALR	12/6/12	17	2-7	.286	0-0	.000	2-2	1.000	0	2	2	4.9	3	2	1	0	2	6	8.3	
UMES	12/8/12	18	2-6	.333	0-3	.000	3-4	.750	3	7	10	5.4	1	4	2	0	1	7	8.1	
Totals		0	177	27-66	.409	1-15	.067	18-27	.667	12	37	49	5.4	20	22	16	3	11	73	8.1

RUBLES' CAREER STATISTICS - ALL GAMES

Season	gp-gs	min/avg	Total		3-Point		F-Throws		Rebounds				Scoring							
			fg-fga	pct	fg-fga	pct	ft-fa	pct	off	def	tot	avg	pf	fo	ast	to	blk	stl	pts	avg
2012	9-0	177/19.7	27-66	.409	1-15	.067	18-27	.667	12	37	49	5.4	20	0	22	16	3	11	73	8.1
TOTAL	9-0	177/19.7	27-66	.409	1-15	.067	18-27	.667	12	37	49	5.4	20	0	22	16	3	11	73	8.1



SHAQUILLE THOMAS

R-FR. • F • 6-7 • 187
 PATERSON, N.J.
 NIA PREP SCHOOL

3

Noting Thomas: Has gained 15 pounds since the summer and increased his no-step vertical by four inches ... nephew of long-time NBA veteran Tim Thomas ... his sister Essence Carson is a forward/guard for the WNBA's New York Liberty ... has a standing reach of 8-9.

2012-13 Season (R-Freshman): Had career highs in points (11) and rebounds (7) with three assists vs. Maryland Eastern Shore (12/8) ... scored two points with three rebounds and two steals vs. Arkansas Little-Rock (12/6) ... produced four points, three rebounds and two steals vs. Oregon (11/24) ... saw one minute of action vs. Iowa State (11/23) ... grabbed two rebounds with one assist, one steal and one block vs. Campbell (11/20) ... tallied six points, four rebounds and three assists vs. N.C. A&T (11/18) ... totaled six points with four rebounds to go with two assists in 11 minutes against Miss. Valley St. (11/13) ... scored three points to go with a rebound in his UC debut against UT Martin (11/11).

2011-12 Season: Redshirted.

Prior to Cincinnati: Played two seasons at NIA Prep in Newark, N.J., averaging 28 points and eight assists in 2010-2011 ... tabbed a four-star prospect by Rivals.com and Scout.com ... listed as the 81st-best player overall nationally by Rivals.com ... tabbed the 20th-best small forward in the country by Scout.com ... chose to attend Cincinnati over Syracuse, Boston College and Xavier.

Personal: Shaquille Jamar Thomas ... born March 25, 1992 in Paterson, N.J. ... son of Amanda Thomas and Joseph Carson ... has a brother, Isaiah, and sister, Essence Carson ... majoring in criminal justice.

THOMAS' SEASON & CAREER HIGHS

2012-13 Season			Career		
11 vs. Maryland Eastern Shore, 12/8/12	Pts	11	11 vs. Maryland Eastern Shore, 12/8/12		
8 vs. Maryland Eastern Shore, 12/8/12	FG Atts	8	8 vs. Maryland Eastern Shore, 12/8/12		
4 vs. Maryland Eastern Shore, 12/8/12	FG Made	4	4 vs. Maryland Eastern Shore, 12/8/12		
1 vs. N.C. A&T, 11/18/12	3PT-FG Atts	1	1 vs. N.C. A&T, 11/18/12		
0	3PT-FG Made	0			
7 vs. Maryland Eastern Shore, 12/8/12	Rebs	7	7 vs. Maryland Eastern Shore, 12/8/12		
3, 2x (last vs. Maryland Eastern Shore, 12/8/12)	Assts	3, 2x (last vs. Maryland E. Shore, 12/8/12)			
2, 2x (last Arkansas Little-Rock, 12/6/12)	Stls	2, 2x (last Arkansas Little-Rock, 12/6/12)			
1 vs. Campbell, 11/20/12	Blks	1	1 vs. Campbell, 11/20/12		
22 vs. Maryland Eastern Shore, 12/8/12	Mins	22	22 vs. Maryland Eastern Shore, 12/8/12		

THOMAS' MISCELLANEOUS STATISTICS

Category	2012-13	Career
Double-Figure Scoring Games	1	1
Double-Figure Rebounding Games	0	0
Double-Double Games	0	0
20-Point Scoring Games	0	0
Games Led UC in Scoring	0	0
Games Led UC in Rebounding	0	0
Games Led UC in Assists	0	0
Games With 3+ Assists	2	2
Games With 3+ Blocks	0	0
Games With 3+ Steals	0	0
Games With 3+ Three-Pointers	0	0


GAME-BY-GAME STATISTICS

2012-13 (FRESHMAN SEASON)

Opponent	Date	gs	min	Total		3-Pointers		Free throws		Rebounds				Other						
				fg-fga	pct	3fg-fga	pct	ft-fga	pct	off	def	tot	avg	pf	a	t/o	blk	stl	pts	avg
UT MARTIN	11/11/12	12	1-4	250	0-0	.000	1-2	500	0	1	1	1.0	1	0	1	0	0	3	3.0	
MISS. VALLEY ST.	11/13/12	11	3-3	1,000	0-0	.000	0-0	.000	2	2	4	2.5	0	2	2	0	0	6	4.5	
NORTH CAROLINA A&T	11/18/12	20	3-8	.375	0-1	.000	0-0	.000	1	3	4	3.0	1	3	2	0	0	6	5.0	
CAMPBELL	11/20/12	6	0-0	.000	0-0	.000	0-0	.000	0	2	2	2.8	0	1	0	1	1	0	3.8	
vs Iowa State	11/23/12	1	0-0	.000	0-0	.000	0-0	.000	0	0	0	2.2	0	0	0	0	0	0	3.0	
vs Oregon	11/24/12	9	1-3	.333	0-0	.000	2-3	.667	2	1	3	2.3	1	0	0	0	2	4	3.2	
UALR	12/6/12	12	1-4	.250	0-1	.000	0-0	.000	1	2	3	2.4	1	0	0	0	2	2	3.0	
UMES	12/8/12	22	4-8	.500	0-1	.000	3-4	.750	3	4	7	3.0	0	3	0	0	1	11	4.0	
Totals		0	93	13-30	.433	0-3	.000	6-9	.667	9	15	24	3.0	4	9	5	1	6	32	4.0

THOMAS' CAREER STATISTICS - ALL GAMES

Season	gp-gs	min/avg	Total		3-Point		F-Throws		Rebounds				Scoring							
			fg-fga	pct	fg-fga	pct	ft-fga	pct	off	def	tot	avg	pf	fo	ast	to	blk	stl	pts	avg
2012	8-0	93/11.6	13-30	.433	0-3	.000	6-9	.667	9	15	24	3.0	4	0	9	5	1	6	32	4.0
TOTAL	8-0	93/11.6	13-30	.433	0-3	.000	6-9	.667	9	15	24	3.0	4	0	9	5	1	6	32	4.0



JUSTIN JACKSON

JR. • F • 6-8 • 213
 COCOA BEACH, FLA.
 ARLINGTON COUNTRY DAY

5

Noting Jackson: Has only six percent body fat ... owns a standing reach of 8-11.

2012-13 Season (Junior): Scored season-high nine points with seven rebounds, two assists, three blocks and one steal vs. Maryland Eastern Shore (12/8) ... recorded a career-high four steals and added seven points with four rebounds and a team-best four assists vs. Arkansas Little-Rock (12/6) ... blocked a season-high four shots and secured two boards with one assist and one steal vs. Alabama (12/1) ... grabbed five rebounds, scored two points and dished out a career-high-tying four assists with one block and one steal vs. Oregon (11/24) ... hauled in team-best six rebounds and scored four points with game-high three blocks and one steal vs. Iowa State (11/23) ... produced season-best three blocks with six rebounds, two points and one assist vs. Campbell (11/20) ... totaled six points, seven boards, three assists and a career-high-tying three steals vs. N.C. A&T (11/18) ... grabbed a game-high eight rebounds to go with five points againsts Miss. Valley St. (11/13) ... scored seven points and grabbed a career-high 11 rebounds in the season opener against UT Martin (11/11).

2011-12 Season (Sophomore): Played in 37 games with 20 starts, averaging 21.1 minutes ... led UC with 61 blocks and ranked fifth in the BIG EAST, averaging 1.7 blocks per game ... recorded a career-high seven blocks against Marquette (2/29) ... rejected at least three shots in 10 games during the season ... shot 52.0 percent from the field (77-of-148) ... scored in double figures in four games ... led UC in rebounding in five games ... handed out three or more assists in six games ... tallied eight points, six rebounds and four blocks against Ohio State (3/22) in the NCAA tournament east region semifinal ... recorded six blocks and three rebounds vs. Louisville (3/10) ... tallied eight points, seven rebounds, two steals and a block at USF (2/26) ... handed out a career-high four assists against Seton Hall (2/18) ... posted 10 points on 4-of-8 shooting with a league season-high eight rebounds in 16 minutes at Marquette (2/11) ... scored a career-high 14 points on 5-of-5 shooting to go with two blocks and two steals against DePaul (2/4) ... netted 11 points vs. Chicago State (12/23) ... scored 11 points with eight rebounds and three blocks at Wright State (12/14).

Personal: Full name is Justin LeShayne Jackson ... born Oct. 13, 1990 ... son of Shannan and Larry Jackson ... has two brothers, LaTray Green and Corbin Jackson, and a sister, Shaulya Murray ... majoring in criminal justice.

JACKSON'S SEASON & CAREER HIGHS

2012-13 Season	Career
9 vs. Maryland Eastern Shore, 12/8/12	Pts 14 vs. DePaul, 2/4/12
8 vs. Maryland Eastern Shore, 12/8/12	FG Atts 6, 2x (last vs. N.C. A&T, 11/18/12)
4 vs. Maryland Eastern Shore, 12/8/12	FG Made 3, 3x (last vs. N.C. A&T, 11/18/12)
2 vs. Alabama, 12/1/12	3PT-FG Atts 2, 3x (last vs. Alabama, 12/1/12)
1 vs. Maryland Eastern Shore, 12/8/12	3PT-FG Made 1, 2x (last vs. Maryland E. Shore, 12/8/12)
11 vs. UT Martin, 11/11/12	Rebs 11 vs. UT Martin, 11/11/12
4, 2x (last Arkansas Little-Rock, 12/6/12)	Assts 4, 3x (last Arkansas Little-Rock, 12/6/12)
4 vs. Arkansas Little-Rock, 12/6/12	Stls 4 vs. Arkansas Little-Rock, 12/6/12
4 vs. Alabama, 12/1/12	Blks 7 vs. Marquette, 2/29/12
29 vs. Arkansas Little-Rock, 12/6/12	Mins 35 vs. Miami (Ohio), 11/29/11

JACKSON'S MISCELLANEOUS STATISTICS

Category	2012-13	Career
Double-Figure Scoring Games	0	4
Double-Figure Rebounding Games	1	1
Double-Double Games	0	0
20-Point Scoring Games	0	0
Games Led UC in Scoring	0	0
Games Led UC in Rebounding	4	10
Games Led UC in Assists	2	4
Games With 3+ Assists	3	10
Games With 3+ Blocks	4	14
Games With 3+ Steals	2	6
Games With 3+ Three-Pointers	0	0

GAME-BY-GAME STATISTICS

2012-13 (JUNIOR SEASON)

Opponent	Date	gs	min	Total		3-Pointers		Free throws		Rebounds					pts	avg					
				fg-fga	pct	3fg-fga	pct	ft-fga	pct	off	def	tot	avg	pf			a	blk	stl		
UT MARTIN	11/11/12	*	24	3-6	.500	0-1	.000	1-4	.250	3	8	11	11.0	2	2	5	1	2	7	7.0	
MISS. VALLEY ST.	11/13/12	*	15	2-3	.667	0-0	.000	1-2	.500	1	7	8	9.5	4	0	3	0	0	5	6.0	
NORTH CAROLINA A&T	11/18/12	*	16	3-6	.500	0-0	.000	0-0	.000	4	3	7	8.7	1	3	2	0	3	6	6.0	
CAMPBELL	11/20/12	*	13	1-4	.250	0-1	.000	0-0	.000	1	5	6	8.0	4	1	3	3	0	2	5.0	
vs Iowa State	11/23/12	*	17	2-5	.400	0-1	.000	0-0	.000	2	4	6	7.6	4	0	0	3	1	4	4.8	
vs Oregon	11/24/12	*	24	0-2	.000	0-0	.000	2-2	1.000	2	3	5	7.2	4	4	1	1	1	2	4.3	
ALABAMA	12/01/12	*	15	0-3	.000	0-2	.000	0-0	.000	0	2	2	6.4	1	1	1	4	1	0	3.7	
UALR	12/6/12	*	29	3-6	.600	0-1	.000	1-4	.250	2	2	4	6.1	1	4	1	0	4	7	4.1	
UMES	12/8/12	*	22	4-8	.500	1-2	.500	0-0	.000	2	5	7	6.2	0	2	3	3	1	9	4.7	
Totals			9	175	18-42	.429	1-8	.125	5-12	.417	17	39	56	6.2	21	17	19	15	13	42	4.7

JACKSON'S CAREER STATISTICS - ALL GAMES

Season	gp-gs	min/avg	Total		3-Point		F-Throws		Rebounds					Scoring						
			fg-fga	pct	fg-fga	pct	ft-fga	pct	off	def	tot	avg	pf	fo	ast	to	blk	stl	pts	avg
2010	35-0	452/12.9	39-74	.527	1-3	.333	10-33	.303	30	58	88	2.5	71	2	24	36	18	26	89	2.5
2011	37-20	780/21.1	77-148	.520	0-7	.000	34-65	.523	72	84	156	4.2	116	7	39	55	61	33	188	5.1
2012	9-9	175/19.4	18-42	.429	1-8	.125	5-12	.417	17	39	56	6.2	21	0	17	19	15	13	42	4.7
TOTAL	81-29	1407/17.4	134-264	.508	2-18	.111	49-110	.445	119	181	300	3.7	208	9	80	110	94	72	319	3.9

PLAYER GAME-BY-GAME STATISTICS


5 - JUSTIN JACKSON • F • 6-8 • 213 • JR. • COCOA BEACH, FLA.

2011-12 (SOPHOMORE SEASON)

Opponent	Date	gs	min	Total		3-Pointers		Free throws		Rebounds			pf	a	t/o	blk	stl	pts	avg		
				fg-fga	pct	3fg-fga	pct	ft-fla	pct	off	def	tot								avg	
ALABAMA STATE	11/13/11	*	29	2-3	.667	0-1	.000	0-0	.000	0	7	7	7.0	0	3	1	3	3	4	4.0	
JACKSONVILLE STATE	11/15/11	*	29	2-3	.667	0-0	.000	3-5	.600	5	4	9	8.0	5	3	2	3	2	7	5.5	
PRESBYTERIAN	11/19/11	*	31	4-8	.500	0-0	.000	1-2	.500	5	4	9	8.3	5	1	3	2	3	9	6.7	
NORTHWESTERN STATE	11/21/11	*	25	1-5	.200	0-1	.000	1-4	.250	1	6	7	8.0	1	1	1	3	1	3	5.8	
MARSHALL	11/25/11	*	33	4-5	.800	0-0	.000	0-0	.000	3	3	6	7.6	3	1	3	1	2	8	6.2	
MIAMI (OHIO)	11/29/11	*	35	1-4	.250	0-0	.000	0-1	.000	0	3	3	6.8	1	0	1	0	1	2	5.5	
at Georgia	12/02/11		18	0-2	.000	0-1	.000	0-0	.000	0	2	2	6.1	5	0	1	2	0	0	4.7	
at Xavier	12/10/11	*	12	0-0	.000	0-0	.000	0-0	.000	0	2	2	5.6	3	0	1	0	0	0	4.1	
at Wright State	12/14/11	*	20	4-5	.800	0-0	.000	3-6	.500	4	4	8	5.9	5	1	2	3	0	11	4.9	
RADFORD	12/17/11	*	21	2-3	.667	0-0	.000	2-4	.500	0	2	2	5.5	2	0	0	4	0	6	5.0	
ARKANSAS-PINE BLUFF	12/21/11	*	15	2-3	.667	0-0	.000	0-1	.000	4	4	8	5.7	3	1	2	0	2	4	4.9	
CHICAGO STATE	12/23/11		18	4-4	1.000	0-0	.000	3-3	1.000	1	2	3	5.5	1	2	3	2	0	11	5.4	
vs Oklahoma	12/29/11	*	13	1-3	.333	0-0	.000	0-0	.000	1	1	2	5.2	5	0	1	0	0	2	5.2	
at Pittsburgh	01/01/12	*	32	3-9	.333	0-1	.000	0-0	.000	3	4	7	5.4	4	1	3	3	2	6	5.2	
NOTRE DAME	01/04/12	*	23	1-4	.250	0-2	.000	3-4	.750	2	5	7	5.5	2	0	1	0	0	5	5.2	
ST. JOHNS	01/07/12	*	21	2-3	.667	0-0	.000	0-0	.000	1	0	1	5.2	4	2	1	1	1	4	5.1	
at Georgetown	01/09/12		26	2-3	.667	0-1	.000	3-4	.750	0	0	0	4.9	4	0	1	0	1	7	5.2	
VILLANOVA	01/14/12	*	26	4-6	.667	0-0	.000	0-0	.000	1	2	3	4.8	4	3	0	2	2	8	5.4	
at Connecticut	1/18/12	*	19	0-1	.000	0-0	.000	0-0	.000	3	1	4	4.7	4	1	0	1	1	0	5.1	
at West Virginia	1/21/12	*	25	3-5	.600	0-0	.000	0-0	.000	2	1	3	4.7	4	3	0	0	0	6	5.2	
SYRACUSE	01/23/12	*	27	2-7	.286	0-0	.000	0-0	.000	2	0	2	4.5	2	3	4	1	1	4	5.1	
at Rutgers	01/28/12	*	17	0-3	.000	0-0	.000	0-2	.000	1	2	3	4.5	4	2	2	1	2	0	4.9	
DEPAUL	02/04/12		23	5-5	1.000	0-0	.000	4-8	.500	2	2	4	4.4	2	1	0	2	2	14	5.3	
at St. John's	2/8/12		6	1-3	.333	0-0	.000	1-2	.500	1	0	1	4.3	0	0	0	1	0	3	5.2	
at Marquette	2/11/12		16	4-8	.500	0-0	.000	2-2	1.000	5	3	8	4.4	4	0	4	1	1	10	5.4	
PROVIDENCE	2/15/12		12	4-4	1.000	0-0	.000	0-0	.000	3	1	4	4.4	2	1	0	0	0	8	5.5	
SETON HALL	02/18/12		18	1-4	.250	0-0	.000	0-0	.000	1	1	2	4.3	3	4	2	0	0	2	5.3	
LOUISVILLE	02/23/12		20	0-2	.000	0-0	.000	2-4	.500	2	4	6	4.4	3	0	0	1	1	2	5.2	
at USF	2/26/12		26	3-6	.500	0-0	.000	2-2	1.000	4	3	7	4.5	3	0	2	1	2	8	5.3	
MARQUETTE	02/29/12		13	3-3	1.000	0-0	.000	0-0	.000	2	2	4	4.5	2	0	0	7	1	6	5.3	
at Villanova	03/03/12	*	17	3-6	.500	0-0	.000	0-1	.000	1	0	1	4.4	5	0	2	0	0	6	5.4	
vs GEORGETOWN	3/8/12		21	1-3	.333	0-0	.000	3-4	.750	3	0	3	4.3	1	2	3	1	0	5	5.3	
vs Syracuse	3/9/12		16	2-4	.500	0-0	.000	0-2	.000	4	0	4	4.3	4	2	2	3	0	4	5.3	
vs Louisville	3/10/12		28	0-2	.000	0-0	.000	0-0	.000	0	4	4	4.3	3	0	2	6	1	0	5.1	
vs Texas	3/16/12		14	1-3	.333	0-0	.000	0-2	.000	2	2	4	4.3	4	0	0	0	0	2	5.1	
vs Florida State	3/18/12		15	1-1	1.000	0-0	.000	1-2	.500	0	0	0	4.2	4	1	1	2	1	3	5.0	
vs Ohio State	3/22/12		20	4-5	.800	0-0	.000	0-0	.000	3	3	6	4.2	5	0	4	4	0	8	5.1	
Totals			20	780	77-148	.520	0-7	.000	34-65	.523	72	84	156	4.2	116	39	55	61	33	188	5.1

2010-11 (FRESHMAN SEASON)

Opponent	Date	gs	min	Total		3-Pointers		Free throws		Rebounds			pf	a	t/o	blk	stl	pts	avg	
				fg-fga	pct	3fg-fga	pct	ft-fla	pct	off	def	tot								avg
MOUNT ST. MARY'S	11/15/10		26	0-3	.000	0-1	.000	0-0	.000	1	3	4	4.0	3	2	0	2	3	0	0.0
IPFW	11/20/10		8	0-0	.000	0-0	.000	1-2	.500	0	1	1	2.5	0	0	0	0	0	1	0.5
FLORIDA A&M	11/22/10		10	0-1	.000	0-0	.000	1-2	.500	0	2	2	2.3	4	1	1	0	0	1	0.7
SAVANNAH STATE	11/24/10		3	0-1	.000	0-0	.000	0-0	.000	0	1	1	2.0	0	0	1	0	0	0	0.5
vs Dayton	11/27/10		18	2-2	1.000	0-0	.000	1-5	.200	3	4	7	3.0	3	1	1	2	1	5	1.4
WRIGHT STATE	12/01/10		14	1-2	.500	0-0	.000	0-0	.000	2	1	3	3.0	3	2	0	1	2	2	1.5
at TOLEDO	12/04/10		11	0-0	.000	0-0	.000	2-4	.500	0	0	0	2.6	3	0	1	0	2	2	1.6
UTAH VALLEY	12/11/10		10	1-1	1.000	0-0	.000	0-0	.000	0	4	4	2.8	3	0	2	1	0	2	1.6
GEORGIA SOUTHERN	12/14/10		17	2-3	.667	0-0	.000	0-1	.000	2	3	5	3.0	1	3	0	0	0	4	1.9
at Oklahoma	12/18/10		6	1-1	1.000	0-0	.000	0-1	.000	0	1	1	2.8	1	0	1	0	0	2	1.9
at Miami	12/21/10		7	1-1	1.000	0-0	.000	0-0	.000	0	1	1	2.6	2	0	0	0	0	2	1.9
ST. FRANCIS (PA.)	12/23/10		15	3-5	.600	1-2	.500	0-0	.000	2	2	4	2.8	2	1	3	1	1	7	2.3
DEPAUL UNIVERSITY	12/28/10		6	0-2	.000	0-0	.000	0-0	.000	0	1	1	2.6	3	1	0	0	0	0	2.2
SETON HALL	12/31/10		2	0-0	.000	0-0	.000	0-0	.000	0	1	1	2.5	1	0	0	0	0	0	2.0
XAVIER UNIVERSITY	01/06/11		2	0-0	.000	0-0	.000	0-0	.000	0	0	0	2.3	1	0	0	0	0	0	1.9
at Villanova	01/09/11		22	1-1	1.000	0-0	.000	1-2	.500	1	2	3	2.4	1	0	1	1	2	3	1.9
USF	01/12/11		10	1-1	1.000	0-0	.000	1-2	.500	0	0	0	2.2	1	1	2	1	2	3	2.0
at Syracuse	1/15/11		12	1-4	.250	0-0	.000	0-0	.000	1	1	2	2.2	1	1	0	0	0	2	2.0
at Notre Dame	1-19-11		10	0-0	.000	0-0	.000	0-0	.000	1	1	2	2.2	4	0	0	0	0	0	1.9
at St. John's	01/22/11		29	4-6	.667	0-0	.000	0-0	.000	1	5	6	2.4	4	1	2	1	2	8	2.2
RUTGERS	01/26/11		11	1-1	1.000	0-0	.000	0-0	.000	0	0	0	2.3	1	0	1	0	0	2	2.2
WEST VIRGINIA	01/29/11		12	0-0	.000	0-0	.000	0-0	.000	0	0	0	2.2	5	0	0	1	0	0	2.1
at PITT	02/05/11		17	4-6	.667	0-0	.000	0-1	.000	4	2	6	2.3	5	2	4	1	2	8	2.3
at DePaul University	02-08-11		2	0-0	.000	0-0	.000	0-0	.000	0	0	0	2.3	1	0	1	0	0	0	2.3
ST. JOHNS	02/13/11		27	1-3	.333	0-0	.000	0-1	.000	3	3	6	2.4	0	1	1	1	3	2	2.2
LOUISVILLE	02/16/11		20	1-2	.500	0-0	.000	1-3	.333	1	3	4	2.5	0	3	1	0	1	3	2.3
at Providence College	2/19/11		15	2-3	.667	0-0	.000	1-2	.500	0	4	4	2.5	1	0	0	1	1	5	2.4
at Georgetown	02/23/11		29	3-9	.333	0-0	.000	0-1	.000	2	4	6	2.6	3	2	1	2	1	6	2.5
CONNECTICUT	02/27/11		19	2-2	1.000	0-0	.000	0-0	.000	1	3	4	2.7	2	2	6	2	0	4	2.6
at Marquette	3/2/11		10	2-5	.400	0-0	.000	0-0	.000	2	0	2	2.7	2	0	1	0	2	4	2.6
GEORGETOWN	03/05/11		7	0-0	.000	0-0	.000	1-2	.500	0	1	1	2.6	2	0	0	0	0	1	2.5
vs USF	3/9/2011		7	1-2	.500	0-0	.000	0-0	.000	1	0	1	2.6	3	0	1	0	0	2	2.5
vs Notre Dame	03/10/11		14	2-4	.500	0-0	.000	0-4	.000	1	1	2	2.5	2	0	2	0	1	4	2.6
vs Missouri	03/17/11		12	2-3	.667	0-0	.000	0-0	.000	1	3	4	2.6	0	0	1	0	0	4	2.6
vs Connecticut	03/19/11		10	0-0	.000	0-0	.000	0-0	.000	0	0	0	2.5	3	0	1	0	0	0	2.5
Totals			0	452	39-74	.527	1-3	.333	10-33	.303	30	58	88	2.5	71	24	36	18		



ALEX EPPENSTEINER

SR • C • 6-4 • 190
CINCINNATI, OHIO
ELDER

10

2012-13 Season (Senior): Scored two points vs. Maryland Eastern Shore (12/8) ... played three minutes vs. Arkansas Little-Rock (12/6) ... totaled one point, one rebound, an assist and a steal in one minute of play vs. N.C. A&T (11/18) ... Handed out an assist in three minutes of play vs. Miss. Valley St.(11/13) ... saw one minute of play against UT Martin in the season opener, recording one steal.

2011-12 Season (Junior): Played in eight games without a start, averaging 2.1 minutes ... made his first career three-pointer and finished with three points in three minutes against Chicago State (12/23) ... tallied two points with an assist while grabbing his first career rebound in four minutes against Arkansas-Pine Bluff (12/21) ... posted two points with a rebound and one assist in four minutes against Radford (12/17) ... made a free throw against St. John's (2/8).

Personal: Full name is Alex Joseph Eppensteiner ... born Dec. 26, 1990 ... son of Janis and John Eppensteiner ... has two brothers, John and Ross, and one sister, Rose ... majoring in business.

EPPENSTEINER'S SEASON & CAREER HIGHS

2012-13 Season		Career
2 vs. Maryland Eastern Shore, 12/8/12	Pts	3 vs. Chicago State, 12/23/11
1, 2x (last vs. Maryland Eastern Shore, 12/8/12)	FG Atts	3 vs. Chicago State, 12/23/11
1 vs. Maryland Eastern Shore, 12/8/12	FG Made	1, 3x (last vs. Maryland E. Shore, 12/8/12)
1 vs. UT Martin, 11/11/12	3PT-FG Atts	2 vs. Chicago State, 12/23/11
0	3PT-FG Made	1 vs. Chicago State, 12/23/11
1 vs. N.C. A&T, 11/18/12	Rebs	1, 2x (last vs. N.C. A&T, 11/18/12)
1, 2x (last vs. N.C. A&T, 11/18/12)	Assts	2 vs. Texas Southern, 12/1/09
1, 2x (last vs. N.C. A&T, 11/18/12)	Stls	1, 2x (last vs. UT Martin, 11/11/12)
0	Blks	0
3 vs. MVSU, 11/13/12	Mins	5 vs. Texas Southern, 12/1/09

EPPENSTEINER'S MISCELLANEOUS STATISTICS

Category	2012-13	Career
Double-Figure Scoring Games	0	0
Double-Figure Rebounding Games	0	0
Double-Double Games	0	0
20-Point Scoring Games	0	0
Games Led UC in Scoring	0	0
Games Led UC in Rebounding	0	0
Games Led UC in Assists	0	0
Games With 3+ Assists	0	0
Games With 3+ Blocks	0	0
Games With 3+ Steals	0	0
Games With 3+ Three-Pointers	0	0

GAME-BY-GAME STATISTICS

2012-13 (SENIOR SEASON)

Opponent	Date	gs	min	Total		3-Pointers		Free throws		Rebounds			pf	a	t/o	blk	stl	pts	avg
				fg-fga	pct	3fg-fga	pct	ft-fa	pct	off	def	tot							
UT MARTIN	11/11/12	1	0-1	.000	0-1	.000	0-0	.000	0	0	0	0	0	0	0	0	1	0	0.0
MISS. VALLEY ST.	11/13/12	3	0-0	.000	0-0	.000	0-0	.000	0	0	0	0	0	0	0	0	0	0	0.0
NORTH CAROLINA A&T	11/18/12	1	0-0	.000	0-0	.000	1-2	.500	0	1	1	0.3	0	1	0	0	1	1	0.3
UALR	12/6/12	3	0-2	.000	0-0	.000	0-0	.000	0	0	0	0.3	0	0	0	0	0	0.3	
UMES	12/8/12	2	1-1	1.000	0-0	.000	0-0	.000	0	0	0	0.2	0	0	0	0	0	2	0.6
Totals		0	10	1-4	.250	0-1	.000	1-2	.500	0	1	1	0.2	0	2	0	2	3	0.6

2011-12 (JUNIOR SEASON)

Opponent	Date	gs	min	Total		3-Pointers		Free throws		Rebounds			pf	a	t/o	blk	stl	pts	avg
				fg-fga	pct	3fg-fga	pct	ft-fa	pct	off	def	tot							
ALABAMA STATE	11/13/11	2	0-0	.000	0-0	.000	0-0	.000	0	0	0	0	0	0	0	0	0	0	0.0
NORTHWESTERN STATE	11/21/11	0	0-0	.000	0-0	.000	0-0	.000	0	0	0	0	0	0	0	0	0	0	0.0
at Wright State	12/14/11	1	0-0	.000	0-0	.000	0-0	.000	0	0	0	0	0	0	0	0	0	0	0.0
RADFORD	12/17/11	4	0-0	.000	0-0	.000	0-0	.000	0	0	0	0.2	1	0	0	0	0	0	0.0
ARKANSAS-PINE BLUFF	12/21/11	4	1-1	1.000	0-0	.000	0-0	.000	0	1	1	0.2	2	1	1	0	0	2	0.4
CHICAGO STATE	12/23/11	3	1-3	.333	1-2	.500	0-0	.000	0	0	0	0.2	0	0	0	0	0	3	0.8
at St. John's	2/8/12	2	0-0	.000	0-0	.000	1-2	.500	0	1	1	0.3	0	0	1	0	1	0.9	
at Marquette	2/11/12	1	0-0	.000	0-0	.000	0-0	.000	0	0	0	0.3	0	0	0	0	0	0.8	
Totals		0	17	2-4	.500	1-2	.500	1-2	.500	0	2	2	0.3	4	2	2	0	6	0.8

2010-11 (SOPHOMORE SEASON)


Opponent	Date	gs	min	Total		3-Pointers		Free throws		Rebounds			pf	a	t/o	blk	stl	pts	avg
				fg-fga	pct	3fg-fga	pct	ft-fa	pct	off	def	tot							
vs Dayton	11/27/10	1	0-0	.000	0-0	.000	0-0	.000	0	0	0	0	0	0	0	0	0	0	0.0
at TOLEDO	12/04/10	1	0-0	.000	0-0	.000	0-0	.000	0	0	0	0	0	0	0	0	0	0	0.0
GEORGIA SOUTHERN	12/14/10	3	0-1	.000	0-0	.000	2-2	1.000	0	0	0	0	0	0	0	0	0	2	0.7
ST. FRANCIS (PA.)	12/23/10	2	0-0	.000	0-0	.000	0-0	.000	0	0	0	0	0	0	0	0	1	0	0.5
GEORGETOWN	03/05/11	1	1-1	1.000	0-0	.000	0-0	.000	0	0	0	0	0	0	0	0	0	2	0.8
vs USF	3/9/2011	1	0-0	.000	0-0	.000	0-0	.000	0	0	0	0	0	0	0	0	0	0	0.7
vs Missouri	03/17/11	1	0-0	.000	0-0	.000	0-0	.000	0	0	0	0	0	0	0	0	0	0	0.6
Totals		0	10	1-2	.500	0-0	.000	2-2	1.000	0	0	0	0	0	0	0	1	4	0.6

2009-10 (FRESHMAN SEASON)

Opponent	Date	gs	min	Total		3-Pointers		Free throws		Rebounds			pf	a	t/o	blk	stl	pts	avg
				fg-fga	pct	3fg-fga	pct	ft-fa	pct	off	def	tot							
TOLEDO	11/18/09	1	0-1	.000	0-0	.000	0-0	.000	0	0	0	0	0	0	0	0	0	0	0.0
TEXAS SOUTHERN	12/01/09	5	0-1	.000	0-0	.000	0-0	.000	0	0	0	0	0	0	2	1	0	0	0.0
LIPSCOMB	12/19/09	2	0-0	.000	0-0	.000	0-0	.000	0	0	0	0	0	0	0	0	0	0	0.0
CS BAKERSFIELD	01/06/10	1	0-1	.000	0-1	.000	0-2	.000	0	0	0	0	0	0	1	0	0	0	0.0
WEBER STATE	03/17/10	1	0-0	.000	0-0	.000	0-0	.000	0	0	0	0	0	0	0	0	0	0	0.0
DAYTON	03/22/10	0	0-0	.000	0-0	.000	0-0	.000	0	0	0	0	0	0	0	0	0	0	0.0
Totals		0	10	0-3	.000	0-1	.000	0-2	.000	0	0	0	0	0	1	2	1	0	0.0

EPPENSTEINER'S CAREER STATISTICS - ALL GAMES

Season	gp-gs	min/avg	Total		3-Point		F-Throws		Rebounds				Scoring							
			fg-fga	pct	fg-fga	pct	ft-fa	pct	off	def	tot	avg	pf	fo	ast	to	blk	stl	pts	avg
2009	6-0	10/1.7	0-3	.000	0-1	.000	0-2	.000	0	0	0	0.0	1	0	2	1	0	0	0	0.0
2010	7-0	10/1.4	1-2	.500	0-0	.000	2-2	1.000	0	0	0	0.0	0	0	0	0	0	1	4	0.6
2011	8-0	17/2.1	2-4	.500	1-2	.500	1-2	.500	0	2	2	0.3	4	0	2	2	0	0	6	0.8
2012	5-0	10/2.0	1-4	.250	0-1	.000	1-2	.500	0	1	1	0.2	0	0	2	0	0	2	3	0.6
TOTAL	26-0	47/1.8	4-13	.308	1-4	.250	4-8	.500	0	3	3	0.1	5	0	6	3	0	3	13	0.5



CHEIKH MBODJ

SR-TR. • C • 6-10 • 236

DAKAR, SENEGAL

GRAYSON COUNTY COLLEGE (TEXAS)

13

Pronunciation: check MUHD-juh (MUHD rhymes with WOOD)

Noting Mbodj: Rededicated himself in the offseason, dropping 30 pounds and increasing his no-step vertical by five inches - the biggest change of any player on the team ... has a standing reach of 9-3 and a 7-4.5 wing span ... speaks three languages: English, French and Wolof.

2012-13 Season (Senior): Had three rebounds and one assists vs. Maryland Eastern Shore (12/8) ... tied his career high with 12 points on 4-for-4 shooting and added game highs of seven rebounds and three blocks vs. Arkansas Little-Rock (12/6) ... scored eight points with five rebounds and four blocked shots vs. Alabama (12/1) ... tallied four rebounds, two points and two blocks vs. Oregon (11/24) ... scored two points with five rebounds in 13 minutes vs. Iowa State (11/23) ... had two points, four rebounds, two blocks and one steal vs. Campbell (11/20) ... totaled eight points, four rebounds and four blocks vs. N.C. AGT (11/18) ... posted eight points to go with five rebounds vs. Miss. Valley St. (11/13) ... tallied five points, six rebounds and four blocks in the season opener against UT Martin (11/11).

2011-12 Season (Junior): Played in 28 games with one start, averaging 9.7 minutes ... Scored a season-high 12 points on 5-of-9 shooting to go with a three-pointer, four rebounds and a steal against Miami (Ohio) (11/29) ... netted six points on 3-of-4 shooting with five rebounds in 10 minutes at West Virginia (1/21) ... recorded a season-high five blocks to go with four points and five rebounds in 16 minutes at St. John's (2/8) ... scored four points with five rebounds and two assists, playing a season-high 25 minutes in his lone start of the season at Georgia (12/2) ... tallied two points, three rebounds and a steal in nine minutes against Texas in the NCAA tournament second round.

Personal: Cheikh Tidiane Mbodj ... born Aug. 1, 1987 in Dakar, Senegal ... son of Asta Khaly Welle and Ousmane Mbodj ... has two brothers: Yerim and Massaer and three sisters: Ndeye Fatou, Aminata and Fanta ... majoring in psychology.

GAME-BY-GAME STATISTICS

2012-13 (SENIOR SEASON)

Opponent	Date	gs	min	Total		3-Pointers		Free throws		Rebounds					pts	avg					
				fg-fga	pct	3fg-fga	pct	ft-fa	pct	off	def	tot	avg	pf			a	to	blk	stl	
UT MARTIN	11/11/12	*	16	1-4	.250	0-0	.000	3-5	.600	3	3	6	6.0	3	0	0	4	1	5	5.0	
MISS. VALLEY ST.	11/13/12	*	19	3-8	.375	0-0	.000	2-4	.500	3	3	6	6.0	2	0	0	4	0	8	6.5	
NORTH CAROLINA A&T	11/18/12	*	18	4-4	1.000	0-0	.000	0-0	.000	1	3	4	5.3	1	0	1	4	0	8	7.0	
CAMPBELL	11/20/12	*	16	0-0	.000	0-0	.000	2-4	.500	2	2	4	5.0	0	0	2	1	2	5.8		
vs Iowa State	11/23/12	*	13	1-3	.333	0-0	.000	0-0	.000	1	4	5	5.0	4	0	1	0	0	2	5.0	
vs Oregon	11/24/12	*	8	0-2	.000	0-0	.000	2-2	1.000	2	2	4	4.8	5	0	2	0	2	4.5		
ALABAMA	12/01/12	*	30	3-4	.750	0-0	.000	2-4	.500	2	3	5	4.9	2	0	1	4	0	8	5.0	
UALR	12/6/12	*	16	4-4	1.000	0-0	.000	4-4	1.000	3	4	7	5.1	4	0	1	3	1	12	5.9	
UMES	12/8/12	*	16	0-3	.000	0-0	.000	0-0	.000	3	0	3	4.9	4	1	0	1	0	0	5.2	
Totals			9	152	16-32	.500	0-0	.000	15-23	.652	20	24	44	4.9	30	1	4	24	3	47	5.2

MBODJ'S SEASON & CAREER HIGHS

2012-13 Season	Career
12 vs. Arkansas Little-Rock, 12/6/12	Pts 12, 2x (last vs. Arkansas Little-Rock, 12/6/12)
8 vs. MVSU, 11/13/12	FG Atts 9 vs. Miami (Ohio), 11/29/11
4, 2x (vs. Arkansas Little-Rock, 12/6/12)	FG Made 5 vs. Miami (Ohio), 11/29/11
0	3PT-FG Atts 1 vs. Miami (Ohio), 11/29/11
0	3PT-FG Made 1 vs. Miami (Ohio), 11/29/11
7 vs. Arkansas Little-Rock, 12/6/12	Rebs 7, 3x (last vs. Arkansas Little-Rock, 12/6/12)
2 vs. Maryland Eastern Shore, 12/8/12	Assts 2, 2x (last vs. Maryland E. Shore, 12/8/12)
1, 3x (last vs. Arkansas Little-Rock, 12/6/12)	Stls 1, 5x (last vs. vs. Ark. Little-Rock, 12/6/12)
4, 4x (last vs. Alabama, 12/1/12)	Blks 5 at St. John's, 2/8/12
30 vs. Alabama, 12/1/12	Mins 30 vs. Alabama, 12/1/12

MBODJ'S MISCELLANEOUS STATISTICS

Category	2012-13	Career
Double-Figure Scoring Games	1	2
Double-Figure Rebounding Games	0	0
Double-Double Games	0	0
20-Point Scoring Games	0	0
Games Led UC in Scoring	0	1
Games Led UC in Rebounding	1	2
Games Led UC in Assists	0	0
Games With 3+ Assists	0	0
Games With 3+ Blocks	4	5
Games With 3+ Steals	0	0
Games With 3+ Three-Pointers	0	0


GAME-BY-GAME STATISTICS

2011-12 (JUNIOR SEASON)

Opponent	Date	gs	min	Total		3-Pointers		Free throws		Rebounds					pts	avg					
				fg-fga	pct	3fg-fga	pct	ft-fa	pct	off	def	tot	avg	pf			a	to	blk	stl	
NORTHWESTERN STATE	11/21/11		11	0-1	.000	0-0	.000	2-4	.500	0	1	1	1.0	2	0	1	1	0	2	2.0	
MARSHALL	11/25/11		19	1-4	.250	0-0	.000	1-2	.500	1	1	2	1.5	3	0	0	1	0	3	2.5	
MIAMI (OHIO)	11/29/11		14	5-9	.556	1-1	1.000	1-2	.500	3	1	4	2.3	2	0	0	1	12	5.7		
at Georgia	12/02/11	*	25	2-5	.400	0-0	.000	0-2	.000	3	2	5	3.0	5	2	0	0	0	4	5.3	
at Xavier	12/10/11		13	1-4	.250	0-0	.000	0-1	.000	1	2	3	3.0	3	0	0	1	0	2	4.6	
NOTRE DAME	01/04/12		7	0-0	.000	0-0	.000	0-0	.000	0	2	2	2.8	1	0	0	1	0	0	3.8	
ST. JOHN'S	01/07/12		16	1-5	.200	0-0	.000	2-4	.500	5	2	7	3.4	4	0	0	2	0	4	3.9	
at Georgetown	01/09/12		12	1-3	.333	0-0	.000	0-0	.000	1	1	2	3.3	1	0	1	0	0	2	3.6	
VILLANOVA	01/14/12		8	0-1	.000	0-0	.000	0-0	.000	0	1	1	3.0	3	0	0	2	0	0	3.2	
at Connecticut	1/18/12		7	0-0	.000	0-0	.000	0-0	.000	0	0	0	0	0	0	2	1	0	0	0	2.9
at West Virginia	1/21/12		10	3-4	.750	0-0	.000	0-0	.000	1	4	5	2.9	2	0	0	0	0	6	3.2	
SYRACUSE	01/23/12		7	0-0	.000	0-0	.000	1-2	.500	1	0	1	2.8	3	0	1	0	0	1	3.0	
at Rutgers	01/28/12		15	0-3	.000	0-0	.000	0-0	.000	4	3	7	3.1	1	1	0	2	1	0	2.8	
DEPAUL	02/04/12		10	1-3	.333	0-0	.000	0-1	.000	1	2	3	3.1	1	0	0	0	0	2	2.7	
at St. John's	2/8/12		16	2-4	.500	0-0	.000	0-0	.000	0	1	4	5.2	2	1	1	5	0	4	2.8	
at Marquette	2/11/12		4	0-0	.000	0-0	.000	0-0	.000	0	0	0	3.0	3	0	1	2	0	0	2.6	
PROVIDENCE	2/15/12		6	1-1	1.000	0-0	.000	0-0	.000	1	0	1	2.9	2	0	0	0	0	2	2.6	
SETON HALL	02/18/12		5	0-0	.000	0-0	.000	0-0	.000	0	1	1	2.8	1	0	0	0	0	0	2.4	
LOUISVILLE	02/23/12		7	0-1	.000	0-0	.000	0-0	.000	1	0	1	2.7	1	0	0	0	0	0	2.3	
at USF	2/26/12		9	0-1	.000	0-0	.000	0-0	.000	0	0	0	2.6	1	0	0	0	0	0	2.2	
MARQUETTE	02/29/12		10	1-1	1.000	0-0	.000	0-0	.000	1	1	2	2.5	0	0	1	0	0	1	2.2	
at Villanova	03/03/12		6	0-0	.000	0-0	.000	0-0	.000	0	0	0	2.4	1	0	0	1	0	0	2.1	
vs GEORGETOWN	3/8/12		4	0-1	.000	0-0	.000	0-0	.000	0	0	0	2.3	0	0	0	0	0	0	2.0	
vs Syracuse	3/9/12		3	0-1	.000	0-0	.000	0-0	.000	1	0	1	2.3	0	0	0	0	0	0	1.9	
vs Louisville	3/10/12		4	0-0	.000	0-0	.000	0-0	.000	1	0	1	2.2	1	0	0	0	0	0	1.8	
vs Texas	3/16/12		9	1-1	1.000	0-0	.000	0-0	.000	2	1	3	2.2	1	0	0	0	1	2	1.8	
vs Florida State	3/18/12		9	0-0	.000	0-0	.000	0-0	.000	0	0	0	2.1	2	0	1	0	0	0	1.8	
vs Ohio State	3/22/12		5	0-0	.000	0-0	.000	0-0	.000	0	2	2	2.1	0	0	1	0	0	0	1.7	
Totals			1	271	20-53	.377	1-1	1.000	7-18	.389	29	31	60	2.1	47	4	7	19	3	48	1.7

MBODJ'S CAREER STATISTICS - ALL GAMES

Season	gp-gs	min/avg	Total		3-Point		F-Throws		Rebounds				Scoring							
			fg-fga	pct	fg-fga	pct	ft-fa	pct	off	def	tot	avg	pf	fo	ast	to	blk	stl	pts	avg
2011	28-1	271/9.7	20-53	.377	1-1	1.000	7-18	.389	29	31	60	2.1	47	1	4	7	19	3	48	1.7
2012	9-9	152/16.9	16-32	.500	0-0	.000	15-23	.652	20	24	44	4.9	30	2	1	4	24	3	47	5.2
TOTAL	37-10	423/11.4	36-85	.424	1-1	1.000	22-41	.537	49	55	104	2.8	77	3	5	11	43	6	95	2.6



GE'LAWN GUYN

SO • G • 6-2 • 174

LEXINGTON, KY.

SOUTH KENT PREP (CONN.)

14

Pronunciation: JEE-lawn Gwynn

2012-13 Season (Sophomore): Had one rebound vs. Maryland Eastern Shore (12/8) ... scored six points with one rebound, a season-high three assists and three steals vs. Arkansas Little-Rock (12/6) ... tallied two points, one rebound and a steal vs. Alabama (12/1) ... dished out two assists vs. Oregon (11/24) ... scored three points vs. Iowa State (11/23) ... recorded five points and one rebound vs. Campbell (11/20) ... totaled eight points, four rebounds, one assist and one steal vs. N.C. A&T (11/18) ... posted four points with a rebound, assist, and steal against Miss. Valley St. (11/13) ... tallied four points, two rebounds and an assist to go along with his first two career blocks in the season opener against UT Martin (11/11).

2011-12 Season (Freshman): Played in 32 games without a start, averaging 10.1 minutes ... scored a season-high 11 points on 4-of-6 shooting with two three-pointers to go with a season-high four rebounds and a season-high seven assists in 19 minutes against Chicago State (12/23) ... swiped 12 of 18 steals on the season during conference play ... netted 10 points on 3-of-4 shooting with two three-pointers against Northwestern State (11/21) ... tallied eight points with two steals against Arkansas-Pine Bluff (12/21) ... sat out three games after suffering a head injury at Georgetown (1/9) ... scored a conference-play season-high six points on 3-of-5 shooting at Marquette (2/11).

Personal: Ge'Lawn Rakeem Guyn ... born Nov. 24, 1990 in Lexington, Ky. ... son of Rebecca and George Guyn ... has five brothers: Algernon Aderson, General Guyn, Elishawn Guyn, Octavier Guyn and Jameal Withrow and a sister, Tereka Guyn ... majoring in criminal justice.

GUYN'S SEASON & CAREER HIGHS

2012-13 Season		Career
8 vs. N.C. A&T, 11/18/12	Pts	11 vs. Chicago State, 12/23/11
5 vs. N.C. A&T, 11/18/12	FG Atts	6, 3x (last vs. Chicago State, 12/23/11)
3 vs. N.C. A&T, 11/18/12	FG Made	4 vs. Chicago State, 12/23/11
2 vs. N.C. A&T, 11/18/12	3PT-FG Atts	4 vs. Chicago State, 12/23/11
1, 2x (last vs. N.C. A&T, 11/18/12)	3PT-FG Made	2, 2x (last vs. Chicago State, 12/23/11)
4 vs. N.C. A&T, 11/18/12	Rebs	4, 2x (last vs. N.C. A&T, 11/18/12)
3 vs. Arkansas Little-Rock, 12/6/12	Assts	7 vs. Chicago State, 12/23/11
3 vs. Arkansas Little-Rock, 12/6/12	Stls	3 vs. Arkansas Little-Rock, 12/6/12
2 vs. UT Martin, 11/11/12	Blks	2 vs. UT Martin, 11/11/12
20 vs. MVSU 11/13/12	Mins	20 vs. MVSU 11/13/12

GUYN'S MISCELLANEOUS STATISTICS

Category	2012-13	Career
Double-Figure Scoring Games	0	2
Double-Figure Rebounding Games	0	0
Double-Double Games	0	0
20-Point Scoring Games	0	0
Games Led UC in Scoring	0	0
Games Led UC in Rebounding	0	0
Games Led UC in Assists	0	1
Games With 3+ Assists	1	1
Games With 3+ Blocks	0	0
Games With 3+ Steals	1	1
Games With 3+ Three-Pointers	0	0

GAME-BY-GAME STATISTICS

2012-13 (SOPHOMORE SEASON)

Opponent	Date	gs	min	Total		3-Pointers		Free throws		Rebounds			pf	a	t/o	blk	stl	pts	avg	
				fg-fga	pct	3fg-fga	pct	ft-fa	pct	off	def	tot								avg
UT MARTIN	11/11/12	17	1-2	.500	1-1	1.000	1-2	.500	0	2	2	2.0	3	1	1	2	0	4	4.0	
MISS. VALLEY ST.	11/13/12	20	1-2	.500	0-0	.000	2-2	1.000	0	1	1	1.5	3	1	1	0	1	4	4.0	
NORTH CAROLINA A&T	11/18/12	17	3-5	.600	1-2	.500	1-1	1.000	0	4	4	2.3	1	1	1	0	1	8	5.3	
CAMPBELL	11/20/12	8	2-3	.667	0-0	.000	1-2	.500	0	1	1	2.0	0	0	1	0	0	5	5.3	
vs Iowa State	11/23/12	12	1-2	.500	1-2	.500	0-0	.000	0	0	0	1.6	1	0	1	0	0	3	4.8	
vs Oregon	11/24/12	13	0-2	.000	0-1	.000	0-0	.000	0	0	0	1.3	1	2	0	0	0	0	4.0	
ALABAMA	12/01/12	12	1-2	.500	0-0	.000	0-0	.000	0	1	1	1.3	3	0	0	0	1	2	3.7	
UALR	12/6/12	18	2-4	.500	1-3	.333	1-1	1.000	0	1	1	1.3	2	3	3	0	3	6	4.0	
UMES	12/8/12	14	0-4	.000	0-3	.000	0-0	.000	0	1	1	1.2	3	0	2	0	0	0	3.6	
Totals		0	131	11-26	.423	4-12	.333	6-8	.750	0	11	11	1.2	17	8	10	2	6	32	3.6


GAME-BY-GAME STATISTICS

2011-12 (FRESHMAN SEASON)

Opponent	Date	gs	min	Total		3-Pointers		Free throws		Rebounds			pf	a	t/o	blk	stl	pts	avg		
				fg-fga	pct	3fg-fga	pct	ft-fa	pct	off	def	tot								avg	
ALABAMA STATE	11/13/11	14	1-4	.250	0-2	.000	1-2	.500	0	0	0	0.0	1	1	1	0	0	3	3.0		
JACKSONVILLE STATE	11/15/11	5	0-0	.000	0-0	.000	0-0	.000	0	0	0	0.0	3	2	2	0	0	0	1.5		
PRESBYTERIAN	11/19/11	6	0-1	.000	0-1	.000	0-0	.000	0	1	1	0.3	0	1	0	0	0	1.0			
NORTHWESTERN STATE	11/21/11	19	3-4	.750	2-2	1.000	2-2	1.000	0	1	1	0.5	2	1	1	0	0	10	3.3		
MARSHALL	11/25/11	6	1-1	1.000	1-1	1.000	0-1	.000	0	0	0	0.4	1	0	0	0	1	3	3.2		
MIAMI (OHIO)	11/29/11	18	1-4	.250	0-1	.000	0-1	.000	1	1	2	0.7	1	0	0	0	1	2	3.0		
at Georgia	12/02/11	12	0-1	.000	0-1	.000	0-0	.000	0	1	1	0.7	3	0	0	0	0	0	2.6		
at Xavier	12/10/11	12	0-4	.000	0-1	.000	0-0	.000	0	1	1	0.8	1	1	0	0	0	2.3			
RADFORD	12/17/11	16	3-6	.500	0-1	.000	1-1	1.000	0	0	0	0.7	2	0	2	0	1	7	2.8		
ARKANSAS-PINE BLUFF	12/21/11	17	3-6	.500	1-1	1.000	1-1	1.000	1	0	1	0.7	2	1	0	2	8	3.3			
CHICAGO STATE	12/23/11	19	4-6	.667	2-4	.500	1-2	.500	2	2	4	1.0	1	7	1	0	11	4.0			
vs Oklahoma	12/29/11	9	0-1	.000	0-0	.000	0-0	.000	0	0	0	0.9	1	0	0	0	0	3.7			
at Pittsburgh	01/01/12	10	0-1	.000	0-1	.000	0-0	.000	0	1	1	0.9	3	0	0	0	0	3.4			
NOTRE DAME	01/04/12	9	1-3	.333	1-2	.500	0-0	.000	0	1	1	0.9	0	0	0	0	2	3.4			
ST. JOHN'S	01/07/12	17	2-5	.400	0-2	.000	0-0	.000	0	2	2	1.0	2	0	0	0	2	4	3.4		
at Georgetown	01/09/12	0	0-0	.000	0-0	.000	0-0	.000	0	0	0	0.9	0	0	0	0	0	3.2			
SYRACUSE	01/23/12	8	0-1	.000	0-0	.000	0-0	.000	0	0	0	0.9	1	1	2	0	0	3.0			
at Rutgers	01/28/12	7	0-2	.000	0-2	.000	0-0	.000	0	0	0	0.8	1	0	2	1	0	2.8			
DEPAUL	02/04/12	6	0-0	.000	0-0	.000	0-0	.000	0	1	1	0.8	1	0	0	0	0	2.7			
at St. John's	2/8/12	15	1-2	.500	0-1	.000	1-2	.500	0	2	2	0.9	2	0	0	1	3	2.7			
at Marquette	2/11/12	13	3-5	.600	0-1	.000	0-0	.000	0	1	1	0.9	0	0	1	0	0	6	2.9		
PROVIDENCE	2/15/12	12	2-3	.667	0-1	.000	0-0	.000	0	2	2	1.0	2	1	1	0	0	4	2.9		
SETON HALL	02/18/12	9	1-3	.333	1-3	.333	0-0	.000	0	0	0	0.9	0	0	0	0	0	3	2.9		
LOUISVILLE	02/23/12	11	1-1	1.000	1-1	1.000	0-0	.000	0	0	0	0.9	2	0	2	0	0	3	2.9		
at USF	2/26/12	7	0-1	.000	0-1	.000	2-2	1.000	0	0	0	0.8	0	0	0	0	0	2	2.9		
MARQUETTE	02/29/12	10	0-1	.000	0-1	.000	0-0	.000	0	2	2	0.9	1	0	0	0	1	0	2.8		
at Villanova	03/03/12	5	0-0	.000	0-0	.000	0-0	.000	0	0	0	0.9	0	1	0	1	0	2.7			
vs GEORGETOWN	3/8/12	5	0-1	.000	0-1	.000	0-0	.000	0	2	2	0.9	0	0	2	0	0	2.6			
vs Louisville	3/10/12	10	0-1	.000	0-1	.000	0-0	.000	1	0	1	0.9	1	0	0	2	0	2.5			
vs Texas	3/16/12	7	0-1	.000	0-0	.000	0-0	.000	0	0	0	0.9	0	0	0	0	0	2.4			
vs Florida State	3/18/12	6	0-0	.000	0-0	.000	0-0	.000	0	0	0	0.8	1	1	1	0	1	2.3			
vs Ohio State	3/22/12	2	0-0	.000	0-0	.000	0-0	.000	0	0	0	0.8	1	0	1	0	1	2.3			
Totals		0	322	27-69	.391	9-33	.273	9-14	.643	643	5	21	26	0.8	36	20	19	0	18	72	2.3

GUYN'S CAREER STATISTICS - ALL GAMES

Season	gp-gs	min/avg	Total		3-Point		F-Throws		Rebounds					Scoring						
			fg-fga	pct	fg-fga	pct	ft-fa	pct	off	def	tot	avg	pf	fo	ast	to	blk	stl	pts	avg
2011	32-0	322/10.1	27-69	.391	9-33	.273	9-14	.643	5	21	26	0.8	36	0	20	19	0	18	72	2.3
2012	9-0	131/14.6	11-26	.423	4-12	.333	6-8	.750	0	11	11	1.2	17	0	8	10	2	6	32	3.6
TOTAL	41-0	453/11.0	38-95	.400	13-45	.289	15-22	.682	5	32	37	0.9	53	0	28	29	2	24	104	2.5



JERMAINE SANDERS

SO. • F • 6-5 • 215
 FAR ROCKAWAY, N.Y.
 RICE

15

Noting Sanders: Lost 11 pounds during the offseason while increasing his strength and improving his no-step vertical by 3.5 inches.

2012-13 Season (Sophomore): Had two points and two assists vs. Maryland Eastern Shore (12/8) ... totaled five points, a season-best five rebounds, three assists and two steals vs. Arkansas Little-Rock (12/6) ... produced four points in nine minutes vs. Alabama (12/1) ... scored seven points with four rebounds, two assists and two steals vs. Oregon (11/24) ... totaled six points with three rebounds and two assists vs. Iowa State (11/23) ... scored four points with two rebounds and an assist vs. Campbell (11/20) ... totaled three rebounds, two points and one assist vs. N.C. A&T (11/18) ... Scored eight points to with three rebounds vs. Miss. Valley St. (11/13) ... handed out three assists to go with one point and two rebounds in 14 minutes against UT Martin (11/11).

2011-12 Season (Freshman): Played in 28 games without a start, averaging 8.5 minutes ... scored a season-high 12 points, shooting 3-of-4 from the field, 2-of-2 from three-point range and 4-of-4 from the free throw line to go with three rebounds and an assist against Radford (12/17) ... tallied nine points, shooting 3-of-3 from three-point range to go with four rebounds, a steal and an assist at Wright State (12/14) ... netted six points on 3-of-4 shooting against Jacksonville State (11/15) ... grabbed a season-high seven rebounds against Arkansas-Pine Bluff (12/21) ... handed out a pair of assists against both Syracuse (1/23) and at St. John's (2/8).

Personal: Jermaine Jameek Sanders ... born Sept. 4, 1992 in Far Rockaway, N.Y. ... son of Lisa Stallings and Jermaine Sanders ... has one brother, Jaquan ... majoring in criminal justice.

SANDERS' SEASON & CAREER HIGHS

2012-13 Season		Career	
8 vs. MVSU, 11/13/12	Pts	12 vs. Radford, 12/17/11	
5, 2x vs. Arkansas Little-Rock, 12/6/12	FG Atts	5, 3x vs. Arkansas Little-Rock, 12/6/12	
3 vs. MVSU, 11/13/12	FG Made	3, 3x (last vs. Radford, 12/17/11)	
2 vs. Iowa State, 11/23/12	3PT-FG Atts	4 vs. Oklahoma, 12/29/11	
2 vs. Iowa State, 11/23/12	3PT-FG Made	3 at Wright State, 12/14/11	
5 vs. Arkansas Little-Rock, 12/6/12	Rebs	7 vs. Arkansas-Pine Bluff, 12/21/11	
3, 2x (last vs. Arkansas Little-Rock, 12/6/12)	Assts	3, 2x (last vs. Arkansas Little-Rock, 12/6/12)	
2, 2x (last vs. Arkansas Little-Rock, 12/6/12)	Stls	2, 2x (last vs. Arkansas Little-Rock, 12/6/12)	
0	Blks	1, 2x (last vs. Florida State, 3/18/12)	
19 vs. Iowa State, 11/23/12	Mins	25 vs. Arkansas-Pine Bluff, 12/21/11	

SANDERS' MISCELLANEOUS STATISTICS

Category	2012-13	Career
Double-Figure Scoring Games	0	1
Double-Figure Rebounding Games	0	0
Double-Double Games	0	0
20-Point Scoring Games	0	0
Games Led UC in Scoring	0	0
Games Led UC in Rebounding	0	0
Games Led UC in Assists	0	0
Games With 3+ Assists	2	2
Games With 3+ Blocks	0	0
Games With 3+ Steals	0	0
Games With 3+ Three-Pointers	0	1

GAME-BY-GAME STATISTICS

2012-13 (SOPHOMORE SEASON)

Opponent	Date	gs	min	Total		3-Pointers		Free throws		Rebounds				pf	a	t/o	blk	stl	pts	avg
				fg-fga	pct	3fg-fga	pct	ft-fa	pct	off	def	tot	avg							
UT MARTIN	11/11/12	14	0-1	.000	0-0	.000	1-2	.500	1	1	2	2.0	0	3	1	0	0	1	1.0	
MISS. VALLEY ST.	11/13/12	13	3-5	.600	0-1	.000	2-3	.667	0	3	3	2.5	0	1	2	0	1	8	4.5	
NORTH CAROLINA A&T	11/18/12	17	1-2	.500	0-1	.000	0-3	.000	1	2	3	2.7	0	1	1	0	0	2	3.7	
CAMPBELL	11/20/12	13	2-3	.667	0-0	.000	0-1	.000	0	2	2	2.5	0	1	1	0	0	4	3.8	
vs Iowa State	11/23/12	19	2-3	.667	2-2	1.000	0-0	.000	1	2	3	2.6	0	2	0	0	0	6	4.2	
vs Oregon	11/24/12	17	2-4	.500	1-1	1.000	2-2	1.000	2	2	4	2.8	0	2	0	0	0	2	4.7	
ALABAMA	12/01/12	9	1-2	.500	0-0	.000	2-2	1.000	0	0	0	2.4	0	1	0	0	0	4	4.6	
UALR	12/06/12	14	2-5	.400	0-1	.000	1-4	.250	2	3	5	2.8	1	3	0	0	0	2	5	4.6
UMES	12/08/12	10	1-3	.333	0-1	.000	0-0	.000	0	2	2	2.7	0	0	1	0	0	2	4.3	
Totals		0	126	14-28	.500	3-7	.429	8-17	.471	7	17	24	2.7	1	13	7	0	5	39	4.3


GAME-BY-GAME STATISTICS

2011-12 (FRESHMAN SEASON)

Opponent	Date	gs	min	Total		3-Pointers		Free throws		Rebounds				pf	a	t/o	blk	stl	pts	avg
				fg-fga	pct	3fg-fga	pct	ft-fa	pct	off	def	tot	avg							
ALABAMA STATE	11/13/11	10	0-1	.000	0-0	.000	0-0	.000	0	0	0	0.0	1	0	1	0	0	0	0.0	
JACKSONVILLE STATE	11/15/11	12	3-4	.750	0-0	.000	0-0	.000	1	0	1	0.5	0	1	1	0	0	6	3.0	
PRESBYTERIAN	11/19/11	5	0-0	.000	0-0	.000	0-0	.000	0	0	0	0.3	0	0	0	0	0	0	2.0	
NORTHWESTERN STATE	11/21/11	12	1-1	1.000	0-0	.000	1-3	.333	0	1	1	0.6	0	0	1	0	0	3	2.3	
MARSHALL	11/25/11	5	0-2	.000	0-2	.000	0-1	.000	0	1	1	0.6	0	0	0	0	0	1.8		
MIAMI (OHIO)	11/29/11	3	0-0	.000	0-0	.000	1-2	.500	0	1	1	0.7	0	0	0	0	0	1.7		
at Georgia	12/02/11	5	0-1	.000	0-1	.000	2-4	.500	0	0	0	0.6	0	0	0	0	0	2	1.7	
at Xavier	12/10/11	2	0-0	.000	0-0	.000	0-0	.000	0	0	0	0.5	0	0	0	0	0	1.5		
at Wright State	12/14/11	18	3-3	1.000	3-3	1.000	0-0	.000	1	3	4	0.9	0	1	0	0	1	9	2.3	
RADFORD	12/17/11	22	3-4	.750	2-2	1.000	4-4	1.000	2	1	3	1.1	2	1	1	0	0	12	3.3	
ARKANSAS-PINE BLUFF	12/21/11	25	1-4	.250	0-1	.000	0-0	.000	2	5	7	1.6	0	1	0	0	0	2	3.2	
CHICAGO STATE	12/23/11	17	1-4	.250	1-3	.333	0-0	.000	1	2	1.7	1.7	1	0	0	0	0	3	3.2	
vs Oklahoma	12/29/11	19	0-5	.000	0-4	.000	0-2	.000	2	1	3	1.8	2	1	1	0	0	2.9		
at Pittsburgh	01/01/12	6	0-0	.000	0-0	.000	0-0	.000	0	0	0	1.6	0	0	0	0	0	2.7		
NOTRE DAME	01/04/12	2	0-0	.000	0-0	.000	0-0	.000	0	0	0	1.5	0	0	0	0	0	2.5		
ST. JOHN'S	01/07/12	11	0-1	.000	0-0	.000	1-2	.500	1	2	1.6	1.1	1	1	0	0	1	2.4		
at Georgetown	01/09/12	5	0-0	.000	0-0	.000	0-0	.000	0	1	1.5	1.1	0	0	0	0	0	2.3		
at Connecticut	1/18/12	6	0-0	.000	0-0	.000	0-0	.000	1	0	1.5	1.1	0	0	0	0	0	2.2		
SYRACUSE	01/23/12	5	0-0	.000	0-0	.000	0-0	.000	0	0	1.4	1.0	2	0	0	0	0	2.1		
at Rutgers	01/28/12	3	0-0	.000	0-0	.000	0-0	.000	0	1	1.4	0.0	1	0	0	0	0	2.0		
at St. John's	2/8/12	13	1-3	.333	0-0	.000	0-0	.000	0	2	1.4	2.2	1	0	0	0	0	2.2		
at Marquette	2/11/12	3	0-2	.000	0-0	.000	0-0	.000	0	1	1.4	0.0	0	0	0	0	0	1.9		
PROVIDENCE	2/15/12	1	0-0	.000	0-0	.000	0-0	.000	0	0	1.3	0.0	1	0	0	0	0	1.8		
LOUISVILLE	02/23/12	4	0-0	.000	0-0	.000	0-0	.000	0	0	1.3	0.0	1	0	0	0	0	1.7		
at Villanova	03/03/12	6	1-3	.333	1-2	.500	0-0	.000	0	0	1.2	1.0	0	0	0	0	0	3	1.8	
vs Texas	3/16/12	11	1-3	.333	0-1	.000	0-0	.000	1	0	1.2	1.1	2	0	0	0	0	2	1.8	
vs Florida State	3/18/12	5	1-1	1.000	0-0	.000	0-0	.000	0	1	1.2	0.0	1	1	0	0	0	2	1.8	
vs Ohio State	3/22/12	2	0-0	.000	0-0	.000	0-0	.000	0	0	1.2	0.0	0	0	0	0	0	1.7		
Totals		0	238	16-42	.381	7-19	.368	9-18	.500	12	21	33	1.2	11	14	13	2	1	48	1.7

SANDERS' CAREER STATISTICS - ALL GAMES

Season	gp-gs	min/avg	Total		3-Point		F-Throws		Rebounds				Scoring							
			fg-fga	pct	fg-fga	pct	ft-fa	pct	off	def	tot	avg	pf	fo	ast	to	blk	stl	pts	avg
2011	28-0	238/8.5	16-42	.381	7-19	.368	9-18	.500	12	21	33	1.2	11	0	14	13	2	1	48	1.7
2012	9-0	126/14.0	14-28	.500	3-7	.429	8-17	.471	7	17	24	2.7	1	0	13	7	0	5	39	4.3
TOTAL	37-0	364/9.8	30-70	.429	10-26	.385	17-35	.486	19	38	57	1.5	12	0	27	20	2	6	87	2.4



SEAN KILPATRICK

R-JR. • G • 6-4 • 221
YONKERS, N.Y.
NOTRE DAME PREP

23

- ⇒ **BIG EAST Player of the Week (11/26/12)**
- ⇒ **2012 Global Sports Classic All-Tournament Team**
- ⇒ **2012-13 John R. Wooden Award Preseason Top 50 nominee**
- ⇒ **2012-13 Naismith Award Early Season Watch List selection**
- ⇒ **2012-13 Preseason First Team All-BIG EAST selection**
- ⇒ **2011-12 Second Team All-BIG EAST selection**
- ⇒ **BIG EAST Player of the Week (1/2/12)**
- ⇒ **2010-11 BIG EAST All-Rookie Team selection**
- ⇒ **BIG EAST Rookie of the Week (11/22/10 and 2/14/11)**

Noting Kilpatrick: Strongest player on the team, can bench 185 pounds 22 times (11 more repetitions than the average player at the NBA combine).

2012-13 Season (Junior): Scored game-high 23 points with four rebounds, one assist, one block and one steal vs. Maryland Eastern Shore (12/8) ... named BIG EAST Player of the Week on Nov. 26 ... Scored 16 points and added a team-best eight rebounds with three assists and two steals vs. Oregon (11/24) ... produced career-high 32 points and set single-game school record for most free throws without a miss with 16, and added five boards and a season-best five steals with three assists vs. Iowa State (11/23) ... notched second-career double-double with 15 points and a career-high-tying 10 rebounds to go with a team-best three assists, one block and a steal vs. Campbell (11/20) ... produced 29 points made a career-high eight 3-pointers vs. N.C. A&T (11/18) ... scored a game-high 20 points on 9-of-12 shooting to go with seven rebounds in 25 minutes against Miss Valley St. (11/13).

2011-12 Season (Sophomore): Started all 37 games for UC, averaging 34.5 minutes ... named second team All-BIG EAST Conference by the league's coaches ... led the BIG EAST, averaging 2.49 three-pointers per game ... led the BIG EAST with 92 three-pointers ... led UC and ranked 15th in the league, averaging 14.3 points ... led UC, shooting 37.6 percent from three-point range ... scored in double figures in 29 games ... led UC in scoring in 13 games ... tallied 528 points, the second most in a season during the Mick Cronin era (behind only Deonta Vaughn's 554 points in 2008) ... scored 20 or more points in six games ... made at least one three-pointers in 35 of 37 games ... tallied 15 points with a trio of three-pointers against Ohio State (3/22) in the NCAA tournament east region semifinal ... scored a game-high 18 points with four three-pointers, six rebounds and two steals vs. Florida State (3/18) in the NCAA tournament third round ... recorded 18 points, tying a career high with six three-pointers to go with five assists and five steals vs. Syracuse (3/9) in the BIG EAST Championship semifinal ... scored a team-high 22 points to go with eight rebounds against Providence (2/15) ... made game-winning 3-pointer with 2.5 seconds left at Connecticut (1/18) while producing a team-high 16 points with four rebounds and two steals ... set a career high in points with 27 in UC's win at Georgetown (1/9) ... scored game-high 21 points and added six boards, one assist and a steal vs. St. John's (1/7) ... named BIG EAST Player of the Week on Jan. 2 for performances at Pitt (1/1) and vs. Oklahoma (12/29) ... totaled 19 points, six boards, three assists and two steals at Pitt ... recorded first career double-double after scoring 17 points and securing career-high 10 rebounds vs. Oklahoma ... scored game-high 21 points and added three boards, two steals and one assist vs. Chicago State (12/23) ... matched a career-high with six three-pointers while scoring a game-high 20 points with four rebounds and two steals at Wright State (12/14) ... led all scorers with 22 points with five boards and two steals at Georgia (12/2) ... scored team-high 19 points and grabbed five boards in career-high 45 minutes of playing time vs. Marshall (11/25) ... scored team-high 19 points and made four 3-pointers vs. Presbyterian (11/19).

Personal: Full name is Sean Redell Kilpatrick ... born Jan. 6, 1990 in Yonkers, N.Y. ... son of Regina Williams and Sean Kilpatrick, Sr. ... has one brother, Travis Williams, and one sister, Skye Williams ... majoring in criminal justice ... selected as member of University of Cincinnati's Collegiate 100 Black Men's Honorary and Sigma Sigma Men's Honorary in spring 2012.

KILPATRICK'S SEASON & CAREER HIGHS

2012-13 Season		Career
32 vs. Iowa State, 11/23/12	Pts	32 vs. Iowa State, 11/23/12
18 vs. Campbell, 11/20/12	FG Atts	21 vs. St. John's, 1/7/12
10, 2x (last vs. Maryland Eastern Shore, 12/8/12)	FG Made	10, 3x (last vs. Maryland E. Shore, 12/8/12)
12 vs. N.C. A&T, 11/18/12	3PT-FG Atts	15 vs. St. John's, 1/7/12
8 vs. N.C. A&T, 11/18/12	3PT-FG Made	8 vs. N.C. A&T, 11/18/12
10 vs. Campbell, 11/20/12	Rebs	10, 2x (last vs. Campbell, 11/20/12)
5 vs. N.C. A&T, 11/18/12	Assts	6 vs. Texas, 3/16/12
5 vs. Iowa State, 11/23/12	Stls	6 vs. Arkansas-Pine Bluff, 12/21/11
1, 2x (last vs. Maryland Eastern Shore, 12/8/12)	Blks	2 vs. Oklahoma, 12/29/11
37 vs. Iowa State, 11/23/12	Mins	45 vs. Marshall, 11/25/11

KILPATRICK'S MISCELLANEOUS STATISTICS

Category	2012-13	Career
Double-Figure Scoring Games	9	55
Double-Figure Rebounding Games	1	2
Double-Double Games	1	2
20-Point Scoring Games	4	13
Games Led UC in Scoring	6	28
Games Led UC in Rebounding	3	5
Games Led UC in Assists	3	12
Games With 3+ Assists	4	27
Games With 3+ Blocks	0	0
Games With 3+ Steals	1	6
Games With 3+ Three-Pointers	1	23

GAME-BY-GAME STATISTICS

2012-13 (JUNIOR SEASON)

Opponent	Date	gs	min	Total		3-Pointers		Free throws		Rebounds			pf	a	t/o	blk	stl	pts	avg		
				fg-fga	pct	3fg-fga	pct	ft-fga	pct	off	def	tot								avg	
UT MARTIN	11/11/12	*	23	5-11	.455	1-5	.200	3-5	.600	1	2	3	3.0	0	1	3	0	1	14	14.0	
MISS. VALLEY ST.	11/13/12	*	25	9-12	.750	2-3	.667	0-0	.000	2	6	8	5.5	0	1	2	0	1	20	17.0	
NORTH CAROLINA A&T	11/18/12	*	26	10-15	.667	8-12	.667	1-4	.250	1	6	7	6.0	0	5	0	0	2	29	21.0	
CAMPBELL	11/20/12	*	34	6-18	.333	2-9	.222	1-4	.250	4	6	10	7.0	1	3	1	1	1	15	19.5	
vs Iowa State	11/23/12	*	37	7-14	.500	2-6	.333	16-16	1.000	0	5	5	6.6	0	3	4	0	5	32	22.0	
vs Oregon	11/24/12	*	35	4-11	.364	3-8	.375	5-8	.625	3	5	8	6.8	1	3	5	0	2	16	21.0	
ALABAMA	11/24/12	*	36	4-11	.364	1-3	.333	4-5	.800	3	2	5	6.6	3	2	1	0	1	13	19.9	
UALR	12/6/12	*	27	7-16	.438	2-4	.500	2-4	.500	2	4	6	6.5	1	2	5	0	2	18	19.6	
JMES	12/8/12	*	24	10-15	.667	2-7	.286	1-1	1.000	1	3	4	6.2	1	1	1	1	1	23	20.0	
Totals			9	267	62-123	.504	23-57	.404	33-47	.702	17	39	56	6.2	7	21	22	2	16	180	20.0

KILPATRICK'S CAREER STATISTICS - ALL GAMES

Season	gp-gs	min/avg	Total		3-Point		F-Throws		Rebounds					Scoring						
			fg-fga	pct	fg-fga	pct	ft-fga	pct	off	def	tot	avg	pf	fo	ast	to	blk	stl	pts	avg
2010	35-1	720/20.6	114-261	.437	46-122	.377	65-90	.722	42	69	111	3.2	45	0	52	43	2	27	339	9.7
2011	37-37	1277/34.5	185-432	.428	92-245	.376	66-88	.750	52	117	169	4.6	49	0	78	56	12	49	528	14.3
2012	9-9	267/29.7	62-123	.504	23-57	.404	33-47	.702	17	39	56	6.2	7	0	21	22	2	16	180	20.0
TOTAL	81-47	2264/28.0	361-816	.442	161-424	.380	164-225	.729	111	225	336	4.1	101	0	151	121	16	92	1047	12.9

PLAYER GAME-BY-GAME STATISTICS


23 - SEAN KILPATRICK • G • 6-4 • 221 • R-JR. • YONKERS, N.Y.

2011-12 (SOPHOMORE SEASON)

Opponent	Date	gs	min	Total		3-Pointers		Free throws		Rebounds				pts	avg						
				fg-fga	pct	3fg-fga	pct	ft-fa	pct	off	def	tot	avg								
ALABAMA STATE	11/13/11	*	30	4-8	.500	0-4	.000	5-5	1.000	3	6	9	9.0	2	1	2	0	1	13	13.0	
JACKSONVILLE STATE	11/15/11	*	33	3-7	.429	1-1	1.000	2-2	1.000	3	0	3	6.0	0	2	2	0	0	9	11.0	
PRESBYTERIAN	11/19/11	*	37	7-15	.467	4-6	.667	1-2	.500	1	2	3	5.0	1	1	0	1	0	19	13.7	
NORTHWESTERN STATE	11/21/11	*	31	5-7	.714	2-3	.667	1-1	1.000	3	5	8	5.8	0	3	3	1	1	13	13.5	
MARSHALL	11/25/11	*	45	7-14	.500	3-6	.500	2-2	1.000	3	2	5	5.6	3	0	3	0	0	19	14.6	
MIAMI (OHIO)	11/29/11	*	34	4-11	.364	2-6	.333	0-0	.000	3	0	3	5.2	1	1	4	1	1	10	13.8	
at Georgia	12/02/11	*	38	7-15	.467	4-9	.444	4-5	.800	1	4	5	5.1	1	1	3	0	2	22	15.0	
at Xavier	12/10/11	*	34	3-12	.250	1-8	.125	4-6	.667	1	0	1	4.6	3	1	1	0	1	11	14.5	
at Wright State	12/14/11	*	37	7-15	.467	6-12	.500	0-0	.000	1	3	4	4.6	2	2	1	0	2	20	15.1	
RADFORD	12/17/11	*	26	7-11	.636	2-5	.400	0-0	.000	1	4	5	4.6	1	4	2	1	3	16	15.2	
ARKANSAS-PINE BLUFF	12/21/11	*	30	3-11	.273	2-6	.333	4-6	.667	2	2	4	4.5	1	3	3	0	6	12	14.9	
CHICAGO STATE	12/23/11	*	28	7-14	.500	4-9	.444	3-4	.750	1	2	3	4.4	0	1	0	1	2	21	15.4	
vs Oklahoma	12/29/11	*	39	6-16	.375	4-11	.364	1-2	.500	2	8	10	4.8	1	1	2	2	2	17	15.5	
at Pittsburgh	01/01/12	*	35	7-18	.389	5-11	.455	0-1	.000	2	4	6	4.9	1	3	1	0	2	19	15.8	
NOTRE DAME	01/04/12	*	30	4-10	.400	1-6	.167	0-0	.000	1	5	6	5.0	2	3	1	0	1	9	15.3	
ST. JOHNS	01/07/12	*	34	7-21	.333	4-15	.267	3-3	1.000	2	4	6	5.1	0	1	0	0	1	21	15.7	
at Georgetown	01/09/12	*	37	10-16	.625	3-5	.600	4-5	.800	1	1	2	4.9	3	0	1	0	4	27	16.4	
VILLANOVA	01/14/12	*	32	4-7	.571	2-3	.667	4-5	.800	0	2	2	4.7	1	0	1	0	0	14	16.2	
at Connecticut	1/18/12	*	37	5-15	.333	4-9	.444	2-4	.500	0	4	4	4.7	3	0	0	0	2	16	16.2	
at West Virginia	1/21/12	*	36	4-11	.364	2-7	.286	2-3	.667	1	4	5	4.7	0	1	3	0	0	12	16.0	
SYRACUSE	01/23/12	*	32	3-8	.375	2-5	.400	0-0	.000	2	7	9	4.9	3	4	0	0	0	8	15.6	
at Rutgers	01/28/12	*	33	4-12	.333	3-8	.375	0-0	.000	1	2	3	4.8	0	0	2	0	1	11	15.4	
DEPAUL	02/04/12	*	37	6-12	.500	2-6	.333	2-4	.500	1	4	5	4.8	1	4	1	0	0	16	15.4	
at St. John's	2/8/12	*	30	5-10	.500	3-6	.500	1-2	.500	2	6	8	5.0	1	4	3	0	1	14	15.4	
at Marquette	2/11/12	*	27	2-6	.333	2-3	.667	1-2	.500	3	3	6	5.0	1	2	1	0	0	7	15.0	
PROVIDENCE	2/15/12	*	37	6-15	.400	3-10	.300	7-8	.875	2	6	8	5.1	4	3	1	0	2	22	15.3	
SETON HALL	02/18/12	*	35	3-8	.375	1-5	.200	0-0	.000	2	2	4	5.1	0	3	2	1	0	7	15.0	
LOUISVILLE	02/23/12	*	36	4-11	.364	2-7	.286	2-2	1.000	1	2	3	5.0	1	4	0	1	0	12	14.9	
at USF	2/26/12	*	32	6-14	.429	0-4	.000	1-1	1.000	1	1	2	4.9	1	3	1	0	0	13	14.8	
MARQUETTE	02/29/12	*	36	4-12	.333	1-7	.143	0-1	.000	1	1	2	4.8	0	4	1	0	2	9	14.6	
at Villanova	03/03/12	*	37	5-13	.385	1-6	.167	2-3	.667	1	3	4	4.8	1	3	1	0	0	13	14.6	
vs GEORGETOWN	3/8/12	*	40	4-10	.400	1-6	.167	3-3	1.000	1	3	4	4.8	4	0	2	1	2	12	14.5	
vs Syracuse	3/9/12	*	38	6-10	.600	6-9	.667	0-0	.000	1	2	3	4.7	1	5	3	0	5	18	14.6	
vs Louisville	3/10/12	*	33	2-9	.222	1-4	.250	0-0	.000	1	2	3	4.6	1	2	0	1	1	5	14.3	
vs Texas	3/16/12	*	38	3-7	.429	1-3	.333	1-2	.500	0	4	4	4.6	0	6	0	1	2	8	14.1	
vs Florida State	3/18/12	*	37	5-9	.556	4-6	.667	4-4	1.000	0	6	6	4.7	2	0	2	0	2	18	14.3	
vs Ohio State	3/22/12	*	36	6-12	.500	3-8	.375	0-0	.000	0	1	1	4.6	2	2	3	0	0	15	14.3	
Totals			37	1277	185-432	.428	92-245	.376	66-88	.750	52	117	169	4.6	49	78	56	12	49	528	14.3

2010-11 (FRESHMAN SEASON)

Opponent	Date	gs	min	Total		3-Pointers		Free throws		Rebounds				pts	avg					
				fg-fga	pct	3fg-fga	pct	ft-fa	pct	off	def	tot	avg							
MOUNT ST. MARY'S	11/15/10	24	6-11	.545	3-6	.500	6-7	.857	1	2	3	3.0	0	1	1	0	2	21	21.0	
IPFW	11/20/10	23	5-9	.556	2-6	.400	1-3	.333	2	2	4	3.5	1	1	4	1	2	13	17.0	
FLORIDA A&M	11/22/10	19	1-6	.167	1-4	.250	0-0	.000	1	1	2	3.0	1	4	2	0	1	3	12.3	
SAVANNAH STATE	11/24/10	11	1-3	.333	0-1	.000	0-0	.000	1	0	1	2.5	1	0	0	0	0	2	9.8	
vs Dayton	11/27/10	15	3-7	.429	2-5	.400	0-0	.000	0	1	1	2.2	3	0	2	0	0	8	9.4	
WRIGHT STATE	12/01/10	26	8-11	.727	5-6	1.000	5-6	.833	1	1	2	2.2	2	3	0	0	2	26	12.2	
at TOLEDO	12/04/10	25	3-9	.333	2-8	.250	1-2	.500	0	4	4	2.4	1	1	0	0	0	9	11.7	
UTAH VALLEY	12/11/10	21	1-4	.250	1-3	.333	1-2	.500	0	4	4	2.6	1	3	0	0	0	4	10.8	
GEORGIA SOUTHERN	12/14/10	23	3-8	.375	1-4	.250	3-3	1.000	0	4	4	2.8	0	3	2	0	1	10	10.7	
at Oklahoma	12/18/10	24	2-6	.333	1-3	.333	3-4	.750	4	2	6	3.1	2	1	1	0	0	8	10.4	
at Miami	12/21/10	12	0-3	.000	0-1	.000	0-0	.000	0	1	1	2.9	0	1	0	0	1	0	9.5	
ST. FRANCIS (PA.)	12/23/10	*	25	8-12	.667	3-5	.600	2-4	.500	2	1	3	2.9	1	2	1	0	1	21	10.4
DEPAUL UNIVERSITY	12/28/10	19	1-4	.250	0-2	.000	0-1	.000	2	2	4	3.0	1	1	1	0	1	2	9.8	
SETON HALL	12/31/10	18	4-6	.667	2-3	.667	4-7	.571	0	6	6	3.2	1	1	1	0	0	14	10.1	
XAVIER UNIVERSITY	01/06/11	10	0-2	.000	0-1	.000	0-0	.000	0	1	1	3.1	2	1	2	0	1	0	9.4	
at Villanova	01/09/11	19	5-12	.417	0-4	.000	1-1	1.000	2	1	3	3.1	4	3	2	0	3	11	9.5	
USF	01/12/11	23	6-10	.600	4-5	.800	2-3	.667	1	2	3	3.1	0	3	0	0	0	18	10.0	
at Syracuse	1/15/11	24	4-9	.444	2-3	.667	1-2	.500	3	0	3	3.1	1	0	0	0	0	11	10.1	
at Notre Dame	1-19-11	25	6-12	.500	1-1	1.000	3-4	.750	2	0	2	3.0	1	1	3	1	1	16	10.4	
at St. John's	01/22/11	18	0-6	.000	0-3	.000	1-2	.500	1	2	3	3.0	1	2	2	0	0	1	9.9	
RUTGERS	01/26/11	20	2-8	.250	1-4	.250	2-2	1.000	1	2	3	3.0	1	1	0	0	0	7	9.8	
WEST VIRGINIA	01/29/11	19	3-9	.333	1-4	.250	0-0	.000	3	3	6	3.1	3	0	1	0	2	7	9.6	
at PITT	02/05/11	11	2-6	.333	0-2	.000	2-2	1.000	1	3	4	3.2	1	0	1	0	1	6	9.5	
at DePaul University	02-08-11	27	6-11	.545	1-2	.500	6-9	.667	3	1	4	3.2	2	5	1	0	2	19	9.9	
ST. JOHNS	02/13/11	22	4-11	.364	4-10	.400	3-4	.750	0	2	2	3.2	3	0	5	0	1	15	10.1	
LOUISVILLE	02/16/11	23	5-8	.625	2-4	.500	6-7	.857	0	2	2	3.1	1	0	1	0	2	18	10.4	
at Providence College	2/19/11	13	3-4	.750	2-2	1.000	0-0	.000	1	0	1	3.0	1	0	1	0	0	8	10.3	
at Georgetown	02/23/11	21	0-4	.000	0-3	.000	0-0	.000	0	4	4	3.1	1	1	1	0	0	0	9.9	
CONNECTICUT	02/27/11	26	4-12	.333	1-4	.250	2-2	1.000	1	6	7	3.2	0	2	2	0	0	11	10.0	
at Marquette	3/2/11	20	3-6	.500	0-2	.000	0-1	.000	2	1	3	3.2	1	2	0	0	1	6	9.8	
GEORGETOWN	03/05/11	24	4-5	.800	3-4	.750	2-2	1.000	1	2	3	3.2	0	0	1	0	0	13	9.9	
vs USF	3/9/2011	21	3-6	.500	0-2	.000	6-6	1.000	1	2	3	3.2	1	2	2	0	0	12	10.0	
vs Notre Dame	03/10/11	26	3-10	.300	1-3	.333	0-0	.000	1	0	1	3.1	3	2	1	0	0	7	9.9	
vs Missouri	03/17/11	22	4-7	.571	0-2	.000	2-3	.667	2	1	3	3.1	0	1	2	0	0	10	9.9	
vs Connecticut	03/19/11	19	1-4	.250	0-2	.000	0-1	.000	2	3	5	3.2	3	4	0	0	2	2	9.7	
Totals		1	720	114-261	.437	46-122	.377	65-90	.722	42	69	111	3.2	45	52	43	2	27	339	9.7



KELVIN GAINES

R-SO. • C • 6-10 • 227

OCALA, FLA.

ARLINGTON COUNTRY DAY

24

Noting Gaines: Owns a standing reach of 9-2 and wing span of 7-1.

2012-13 Season (R-Sophomore): Totaled two points, three rebounds and two blocks vs. Maryland Eastern Shore (12/8) ... saw four minutes of action vs. Arkansas Little-Rock (12/6), producing one block and one steal ... had one rebound in six minutes vs. Oregon (11/24) ... grabbed one board in three minutes vs. Campbell (11/20) ... in 12 minutes of action, totaled three rebounds and three blocks vs. N.C. A&T (11/18) ... saw his first action of the season, playing nine minutes against Miss. Valley St. (11/13), producing four points, three rebounds and a block.

2011-12 Season (R-Freshman): Played in 17 games with one start, averaging 8.5 minutes ... ranked third on the team with 23 blocks ... recorded a season-high seven blocks while grabbing seven rebounds and three steals to go with two points against Chicago State (12/23) in his first career start ... scored a season-high seven points on 3-of-5 shooting to go with six rebounds and three blocks against Arkansas-Pine Bluff (12/21) ... blocked three shots and grabbed five rebounds in the season opener against Alabama State (11/13) ... grabbed three rebounds at St. John's (2/8).

Personal: Kelvin Ivia Gaines ... born Jan. 11, 1991 ... son of Lawrence and Jackie Stewart ... has two brothers and two sisters ... majoring in criminal justice.

GAINES' SEASON & CAREER HIGHS

2012-13 Season		Career
4 vs. MVSU, 11/13/12	Pts	7 vs. Arkansas-Pine Bluff, 12/21/11
1, 2x (last vs. N.C. A&T, 11/18/12)	FG Atts	5 vs. Arkansas-Pine Bluff, 12/21/11
1 vs. MVSU, 11/13/12	FG Made	3 vs. Arkansas-Pine Bluff, 12/21/11
0	3PT-FG Atts	0
0	3PT-FG Made	0
3, 3x (last vs. Maryland Eastern Shore, 12/8/12)	Rebs	7 vs. Chicago State, 12/23/11
0	Assts	1, 2x (last vs. Arkansas-Pine Bluff, 12/21/11)
1 vs. Arkansas Little-Rock, 12/6/12	Stls	3 vs. Chicago State, 12/23/11
3 vs. N.C. A&T, 11/18/12	Blks	7 vs. Chicago State, 12/23/11
12 vs. N.C. A&T, 11/18/12	Mins	22 vs. Chicago State, 12/23/11

GAINES' MISCELLANEOUS STATISTICS

Category	2012-13	Career
Double-Figure Scoring Games	0	0
Double-Figure Rebounding Games	0	0
Double-Double Games	0	0
20-Point Scoring Games	0	0
Games Led UC in Scoring	0	0
Games Led UC in Rebounding	0	1
Games Led UC in Assists	0	0
Games With 3+ Assists	0	0
Games With 3+ Blocks	1	4
Games With 3+ Steals	0	1
Games With 3+ Three-Pointers	0	0

GAME-BY-GAME STATISTICS

2012-13 (SOPHOMORE SEASON)


Opponent	Date	gs	min	fg-fga	pct	3fg-fga	pct	ft-fsa	pct	off	def	tot	avg	pf	a	lo	blk	stl	pts	avg
MISS. VALLEY ST.	11/13/12	9	1-1	1.000	0-0	.000	0-0	.000	1	2	3	3.0	4	0	0	1	0	2	2.0	
NORTH CAROLINA A&T	11/18/12	11	0-1	.000	0-0	.000	0-2	.000	1	2	3	3.0	3	0	0	3	0	0	1.0	
CAMPBELL	11/20/12	3	0-0	.000	0-0	.000	0-0	.000	0	1	1	2.3	0	0	0	0	0	0	0.7	
vs Oregon	11/24/12	6	0-0	.000	0-0	.000	0-2	.000	1	0	1	2.0	0	0	0	0	0	0	0.5	
UALR	12/6/12	4	0-0	.000	0-0	.000	0-0	.000	0	0	0	1.6	1	0	1	1	1	0	0.4	
UMES	12/8/12	8	1-2	.500	0-0	.000	0-0	.000	2	1	3	1.8	1	0	1	2	0	2	0.7	
Totals		0	41	2-4	.500	0-0	.000	0-4	.000	5	6	11	1.8	9	0	2	7	1	4	0.7

2011-12 (FRESHMAN SEASON)

Opponent	Date	gs	min	fg-fga	pct	3fg-fga	pct	ft-fsa	pct	off	def	tot	avg	pf	a	lo	blk	stl	pts	avg
ALABAMA STATE	11/13/11	8	0-0	.000	0-0	.000	0-0	.000	1	4	5	5.0	2	0	0	3	0	0	0.0	
JACKSONVILLE STATE	11/15/11	8	0-1	.000	0-0	.000	0-0	.000	0	2	3	3.5	0	0	0	2	0	0	0.0	
PRESBYTERIAN	11/19/11	10	0-2	.000	0-0	.000	0-0	.000	1	0	1	2.7	2	0	1	1	0	0	0.0	
NORTHWESTERN STATE	11/21/11	5	0-0	.000	0-0	.000	0-2	.000	0	2	2	2.5	0	0	0	1	0	0	0.0	
MIAMI (OHIO)	11/29/11	3	0-0	.000	0-0	.000	0-0	.000	0	1	1	2.2	0	0	0	0	0	0	0.0	
at Georgia	12/02/11	0	0-0	.000	0-0	.000	0-0	.000	0	0	0	1.8	0	0	0	0	0	0	0.0	
at Xavier	12/10/11	9	0-0	.000	0-0	.000	0-0	.000	0	1	1	1.7	0	0	0	1	1	0	0.0	
at Wright State	12/14/11	17	1-1	1.000	0-0	.000	0-0	.000	0	2	2	1.8	5	1	0	2	0	2	0.3	
RADFORD	12/17/11	17	1-1	1.000	0-0	.000	1-1	1.000	0	4	4	2.0	4	0	0	2	0	3	0.6	
ARKANSAS-PINE BLUFF	12/21/11	21	3-5	.600	0-0	.000	1-3	.333	3	3	6	2.4	3	1	3	3	0	7	1.2	
CHICAGO STATE	12/23/11	22	1-3	.333	0-0	.000	0-0	.000	3	4	7	2.8	2	0	0	7	3	2	1.3	
vs Oklahoma	12/29/11	14	0-1	.000	0-0	.000	0-0	.000	1	2	3	2.8	4	0	0	1	1	0	1.2	
at Pittsburgh	01/01/12	5	0-1	.000	0-0	.000	0-0	.000	1	0	1	2.7	0	0	0	0	0	0	1.1	
SYRACUSE	01/23/12	1	0-0	.000	0-0	.000	0-0	.000	0	0	0	2.5	1	0	0	0	0	0	1.0	
DEPAUL	02/04/12	1	0-0	.000	0-0	.000	0-0	.000	0	0	0	2.3	1	0	1	0	0	0	0.9	
at St. John's	2/8/12	3	0-0	.000	0-0	.000	0-0	.000	1	2	3	2.4	3	0	0	3	0	0	0.9	
at Marquette	2/11/12	1	0-0	.000	0-0	.000	0-0	.000	0	0	0	2.2	0	0	0	0	0	0	0.8	
Totals		1	145	6-15	.400	0-0	.000	2-6	.333	11	27	38	2.2	27	2	8	23	5	14	0.8

GAINES' CAREER STATISTICS - ALL GAMES

Season	gp-gs	min/avg	Total		3-Point		F-Throws		Rebounds				Scoring							
			fg-fga	pct	fg-fga	pct	ft-fsa	pct	off	def	tot	avg	pf	fo	ast	to	blk	stl	pts	avg
2011	17-1	145/8.5	6-15	.400	0-0	.000	2-6	.333	11	27	38	2.2	27	1	2	8	23	5	14	0.8
2012	6-0	41/6.8	2-4	.500	0-0	.000	0-4	.000	5	6	11	1.8	9	0	0	2	7	1	4	0.7
TOTAL	23-1	186/8.1	8-19	.421	0-0	.000	2-10	.200	16	33	49	2.1	36	1	2	10	30	6	18	0.8



DAVID NYARSUK

JR.-TR. • C • 7-1 • 230
 JUBA, SENEGAL
 MOUNTAIN STATE UNIVERSITY (W.VA.)

33

Pronunciation: David Nahr-SUK

Noting Nyarsuk: Tallest player in UC history at 7-1 ... owns a standing reach of 9-6 and a wing span of 7-1.5 ... speaks three languages: English, Arabic and Bari.

2012-13 Season (Junior): Had four points, two rebounds and two blocks vs. Maryland Eastern Shore (12/8) ... scored a career-high 12 points with six rebounds and one block vs. Arkansas Little-Rock (12/6) ... totaled three rebounds in 10 minutes vs. Alabama (12/1) ... grabbed five boards in 11 minutes vs. Oregon (11/24) ... recorded five points with five boards, one assist and one block vs. Iowa State (11/23) ... had six points, four rebounds, one block and one steal vs. Campbell (11/20) ... produced six points, six boards, a career-high five blocks and one assist vs. N.C. A&T (11/18) ... scored eight points and grabbed three rebounds in 13 minutes against Miss. Valley St. (11/13) ... tallied nine points on 4-of-6 shooting to go with six rebounds and a pair of blocks in his UC debut vs. UT Martin (11/11).

Prior to Cincinnati: Played two seasons at Mountain State University, an NAIA school in Beckley, W.Va. ... helped guide the Cougars to the 2011 NAIA Division I national championship game, the 2012 national semifinals and a 59-15 combined record ... ranked second in the nation in blocks as a freshman (97) and sophomore (102) while averaging 10.2 points, 8.0 rebounds and 2.8 blocks during his two seasons ... averaged 9.8 points, 8.1 rebounds and 2.9 blocks while shooting 55.7 percent from the field and recording eight double-doubles during the 2011-12 season ... helped the Cougars finish the 2001-12 season ranked fourth in the final coaches' Top 25 poll ... ranked as the 19th-best center in the 2010 recruiting class according to ESPN ... attended Mountain State Academy, also in Beckley, W.Va., where he averaged 10 points, 10 rebounds and four blocks during the 2009-10 season ... averaged 10.1 points, 9.5 rebounds and 2.9 blocks at The Patterson School in Lenoir, N.C. during the 2008-09 campaign.

Personal: David Hillary Nyarsuk ... born Feb. 5, 1991 in Juba, South Sudan ... son of Hillary Modi and Catrina Andria ... has four sisters and two brothers ... majoring in criminal justice.

NYARSUK'S SEASON & CAREER HIGHS

2012-13 Season		Career
12 vs. Arkansas Little-Rock, 12/6/12	Pts	12 vs. Arkansas Little-Rock, 12/6/12
6, 3x (last vs. Arkansas Little-Rock, 12/6/12)	FG Atts	6, 3x (last vs. Arkansas Little-Rock, 12/6/12)
5 vs. Arkansas Little-Rock, 12/6/12	FG Made	5 vs. Arkansas Little-Rock, 12/6/12
0	3PT-FG Atts	0
0	3PT-FG Made	0
6, 3x (last vs. Arkansas Little-Rock, 12/6/12)	Rebs	6, 3x (last vs. Arkansas Little-Rock, 12/6/12)
1, 2x (last vs. Iowa State, 11/23/12)	Assts	1, 2x (last vs. Iowa State, 11/23/12)
1 vs. Campbell, 11/20/12	Stls	1 vs. Campbell, 11/20/12
5 vs. N.C. A&T, 11/18/12	Blks	5 vs. N.C. A&T, 11/18/12
24 vs. UT Martin, 11/11/12	Mins	24 vs. UT Martin, 11/11/12

NYARSUK'S MISCELLANEOUS STATISTICS

Category	2012-13	Career
Double-Figure Scoring Games	1	1
Double-Figure Rebounding Games	0	0
Double-Double Games	0	0
20-Point Scoring Games	0	0
Games Led UC in Scoring	0	0
Games Led UC in Rebounding	0	0
Games Led UC in Assists	0	0
Games With 3+ Assists	0	0
Games With 3+ Blocks	1	1
Games With 3+ Steals	0	0
Games With 3+ Three-Pointers	0	0


GAME-BY-GAME STATISTICS

2012-13 (JUNIOR SEASON)

Opponent	Date	gs	min	Total		3-Pointers		Free throws		Rebounds				Other							
				fg-fga	pct	3fg-fga	pct	ft-fga	pct	off	def	tot	avg	pf	fo	ast	to	blk	stl	pts	avg
UT MARTIN	11/11/12	24	4-6	.667	0-0	.000	1-1	1.000	1	5	6	6.0	2	0	0	2	0	2	0	9	9.0
MISS. VALLEY ST.	11/13/12	13	3-5	.600	0-0	.000	2-4	.500	2	1	3	4.5	2	0	1	0	0	0	8	8.5	
NORTH CAROLINA A&T	11/18/12	12	3-3	1.000	0-0	.000	0-0	.000	2	4	6	5.0	0	1	3	5	0	6	7.7		
CAMPBELL	11/20/12	19	3-6	.500	0-0	.000	0-0	.000	1	3	4	4.8	1	0	1	1	1	1	6	7.3	
vs Iowa State	11/23/12	23	2-3	.667	0-0	.000	1-2	.500	3	2	5	4.8	2	1	0	1	0	5	6.8		
vs Oregon	11/24/12	11	0-1	.000	0-0	.000	0-0	.000	2	3	5	4.8	5	0	1	0	0	0	5.7		
ALABAMA	12/01/12	10	0-2	.000	0-0	.000	0-0	.000	2	1	3	4.6	0	0	0	0	0	0	4.9		
UALR	12/6/12	17	5-6	.833	0-0	.000	2-3	.667	2	4	6	4.8	4	0	2	1	0	12	5.8		
UMES	12/8/12	16	2-3	.667	0-0	.000	0-0	.000	1	1	2	4.4	3	0	3	2	0	4	5.6		
Totals		0	145	22-35	.629	0-0	.000	6-10	.600	16	24	40	4.4	19	2	11	12	1	50	5.6	

NYARSUK'S CAREER STATISTICS - ALL GAMES

Season	gp-gs	min/avg	Total		3-Point		F-Throws		Rebounds				Scoring							
			fg-fga	pct	fg-fga	pct	ft-fga	pct	off	def	tot	avg	pf	fo	ast	to	blk	stl	pts	avg
2012	9-0	145/16.1	22-35	.629	0-0	.000	6-10	.600	16	24	40	4.4	19	1	2	11	12	1	50	5.6
TOTAL	9-0	145/16.1	22-35	.629	0-0	.000	6-10	.600	16	24	40	4.4	19	1	2	11	12	1	50	5.6



JAQUON PARKER

SR • G • 6-3 • 198
SUFFOLK, VA.
KING'S FORK

44

Pronunciation: Juh-KWON Parker

2012-13 Season (Senior): Had 12 points with six rebounds and four assists vs. Maryland Eastern Shore (12/8) ... scored 11 points with three steals, two rebounds and two assists vs. Arkansas Little-Rock (12/6) ... produced team highs in points (13), rebounds (6) and assists (2) with one steal vs. Alabama (12/1) ... scored 16 points with four rebounds and one steal vs. Oregon (11/24) ... had two points and two boards with one steal in 19 minutes vs. Iowa State (11/23) ... set season highs in points (21) and rebound (8) with two assists vs. Campbell (11/20) ... dished out a game-high-tying five assists with three points and three rebounds vs. N.C. A&T (11/18) ... tallied 13 points with four rebounds, three steals and two assists against Miss. Valley St. (11/13/12) ... scored eight points to go with six rebounds in the season opener against UT Martin (11/11).

2011-12 Season (Junior): Played in 30 games with 24 starts, averaging 26.6 minutes ... averaged a career-best 9.4 points while finishing second on the team averaging 5.6 rebounds ... averaged 12.4 points and 7.4 rebounds during the last eight games of the season, ranking second on the team in scoring and rebounding during the stretch ... led UC in rebounding during the NCAA tournament, averaging 7.7 rebounds ... led the Bearcats in rebounding at 8.3 boards per game while averaging 9.3 points during the BIG EAST Championship, leading UC in rebounding in every conference tournament game ... scored in double figures in 12 games during the season ... led UC in rebounding in five games ... tallied nine points and a career-high 11 rebounds with four assists against Florida State (3/18) in the NCAA tournament third round ... posted 10 points on 5-of-9 shooting and corralled seven rebounds vs. Louisville (3/10) in the BIG EAST Championship title game ... recorded nine points, 10 rebounds and three assists vs. Georgetown (3/8) in the BIG EAST Championship quarterfinals... named to BIG EAST Weekly Honor Roll (3/4) for his efforts in wins over Marquette (2/29) and at Villanova (3/3) ... scored 11 points at Villanova (3/3) ... recorded a career-high 28 points on 10-of-18 shooting along with seven rebounds and two assists in a win against Marquette (2/29) ... scored a team-high 15 points on 6-of-12 shooting to go with a league season-high eight rebounds and four assists at Marquette (2/11) ... led all scorers with 21 points, posting four three-pointers, seven rebounds, three assists and one steal at Pitt (1/1) ... scored 17 points, making a trio of three-pointers vs. Arkansas-Pine Bluff (12/21) ... missed UC's first seven games due to a right groin injury suffered during the preseason.

Personal: JaQuon Louis Parker ... born March 29, 1990 in Suffolk, Va. ... son of Gwinn Parker and Jociba Rodgers ... has three brothers: Mike Parker, Ahmar Parker and Jociba Brinkley and two sisters: Chasady and Tamara Parker ... majoring in criminal justice.

PARKER'S SEASON & CAREER HIGHS

2012-13 Season		Career
21 vs. Campbell, 11/20/12	Pts	28 vs. Marquette, 2/29/12
16 vs. Oregon, 11/24/12	FG Atts	18 vs. Marquette, 2/29/12
7 vs. Campbell, 11/20/12	FG Made	10 vs. Marquette, 2/29/12
5, 2x (last vs. Maryland E. Shore, 12/8/12)	3PT-FG Atts	6, 2x (last at Pittsburgh, 1/1/12)
2, 4x (last vs. Arkansas Little-Rock, 12/6/12)	3PT-FG Made	4 at Pitt, 1/1/12
8 vs. Campbell, 11/20/12	Rebs	11 vs. Florida State, 3/18/12
5 vs. N.C. A&T, 11/18/12	Assts	6 vs. St. Francis, 12/23/10
3, 2x (last vs. Arkansas Little-Rock, 12/6/12)	Stls	3, 2x (last vs. Arkansas Little-Rock, 12/6/12)
1 vs. UT Martin, 11/11/12	Blks	1, 3x (last vs. Villanova, 1/14/12)
35 vs. Oregon, 11/24/12	Mins	46 vs. Georgetown, 3/8/12

PARKER'S MISCELLANEOUS STATISTICS

Category	2012-13	Career
Double-Figure Scoring Games	6	22
Double-Figure Rebounding Games	0	2
Double-Double Games	0	0
20-Point Scoring Games	0	2
Games Led UC in Scoring	1	5
Games Led UC in Rebounding	1	8
Games Led UC in Assists	2	7
Games With 3+ Assists	2	12
Games With 3+ Blocks	0	0
Games With 3+ Steals	2	2
Games With 3+ Three-Pointers	0	7

GAME-BY-GAME STATISTICS

2012-13 (SENIOR SEASON)

Opponent	Date	gs	min	Total		3-Pointers		Free throws		Rebounds			pf	a	blk	stl	pts	avg			
				fg	fga	fga	pct	fta	pct	off	def	tot							avg		
UT MARTIN	11/11/12	*	21	2-3	.667	2-3	.667	2-2	1.000	1	5	6	6.0	1	2	2	1	8	8.0		
MISS. VALLEY ST.	11/13/12	*	20	5-11	.455	1-3	.333	2-3	.667	4	0	4	5.0	1	2	0	0	3	13	10.5	
NORTH CAROLINA A&T	11/18/12	*	13	1-5	.200	0-1	.000	1-1	1.000	0	3	3	4.3	1	5	0	0	3	8.0		
CAMPBELL	11/20/12	*	30	7-10	.700	2-3	.667	5-11	.455	4	4	8	5.3	2	2	1	0	21	11.3		
vs Iowa State	11/23/12	*	19	1-7	.143	0-2	.000	0-0	.000	1	1	2	4.6	3	0	0	1	2	9.4		
vs Oregon	11/24/12	*	35	6-16	.375	2-4	.500	2-6	.400	2	2	4	4.5	1	0	1	0	16	10.5		
ALABAMA	12/01/12	*	32	6-12	.500	1-2	.500	0-1	.000	2	4	6	4.7	1	2	2	0	13	10.9		
UALR	12/06/12	*	23	4-8	.500	2-5	.400	1-2	.500	0	2	2	4.4	2	2	0	0	3	11	10.9	
UMES	12/09/12	*	24	4-14	.286	2-5	.400	2-6	.333	3	3	6	4.6	0	4	0	1	12	11.0		
Totals			9	217	36.86	419	12.28	429	15.31	484	17	24	41	4.6	12	19	9	1	11	99	11.0

PARKER'S CAREER STATISTICS - ALL GAMES

Season	gp-gs	min/avg	Total		3-Point		F-Throws			Rebounds					Scoring					
			fg-fga	pct	fg-fga	pct	ft-fta	pct	off	def	tot	avg	pf	fo	ast	to	blk	stl	pts	avg
2009	26-8	342/13.2	37-82	.451	17-47	.362	20-33	.606	21	52	73	2.8	22	0	26	19	1	9	111	4.3
2010	23-1	196/8.5	9-49	.184	3-20	.150	14-24	.583	12	28	40	1.7	10	0	18	13	1	5	35	1.5
2011	30-24	798/26.6	99-238	.416	26-70	.371	57-84	.679	55	113	168	5.6	55	0	38	31	2	17	281	9.4
2012	9-9	217/24.1	36-86	.419	12-28	.429	15-31	.484	17	24	41	4.6	12	0	19	9	1	11	99	11.0
TOTAL	88-42	1553/17.6	181-455	.398	58-165	.352	106-172	.616	105	217	322	3.7	99	0	101	72	5	42	526	6.0

PLAYER GAME-BY-GAME STATISTICS

44 - JAQUON PARKER • G • 6-3 • 198 • SR. • SUFFOLK, VA.

2011-12 (JUNIOR SEASON)

Opponent	Date	gs	min	Total		3-Pointers		Free throws		Rebounds			pf	a	t/o	blk	stl	pts	avg	
				fg-fga	pct	3fg-fga	pct	ft-fa	pct	off	def	tot								avg
at Xavier	12/10/11	15	1-2	500	0-0	.000	2-2	1.000	2	1	3	3.0	3	0	1	0	1	4	4.0	
at Wright State	12/14/11	* 23	5-8	625	2-3	.667	2-3	.667	4	2	6	4.5	3	1	3	0	0	14	9.0	
RADFORD	12/17/11	* 26	4-7	571	1-1	1.000	0-0	.000	3	6	9	6.0	1	3	1	0	0	9	9.0	
ARKANSAS-PINE BLUFF	12/21/11	* 18	5-7	714	3-3	1.000	4-5	.800	1	0	1	4.8	2	0	1	0	0	17	11.0	
CHICAGO STATE	12/23/11	* 23	4-6	667	0-1	.000	0-0	.000	1	6	7	5.2	1	4	1	0	0	8	10.4	
vs Oklahoma	12/29/11	* 34	2-8	250	1-3	.333	6-6	1.000	4	5	9	5.8	0	2	0	0	1	11	10.5	
at Pittsburgh	01/01/12	* 37	7-11	636	4-6	.667	3-5	.600	4	3	7	6.0	2	3	1	0	1	21	12.0	
NOTRE DAME	01/04/12	* 31	3-8	375	3-5	.600	2-2	1.000	0	5	5	5.9	2	1	1	0	1	11	11.9	
ST. JOHN'S	01/07/12	* 21	0-7	.000	0-1	.000	0-0	.000	3	3	6	5.9	1	1	0	0	2	0	10.6	
at Georgetown	01/09/12	* 11	0-1	.000	0-1	.000	0-0	.000	1	1	2	5.5	0	0	0	0	1	0	9.5	
VILLANOVA	01/14/12	17	2-4	500	1-2	.500	2-3	.667	0	0	0	5.0	4	1	0	1	0	7	9.3	
at Connecticut	1/18/12	20	5-10	500	2-4	.500	0-0	.000	0	4	4	4.9	3	1	0	0	0	12	9.5	
at West Virginia	1/21/12	26	3-7	429	0-1	.000	3-5	.600	2	2	4	4.8	3	1	0	1	0	9	9.5	
SYRACUSE	01/23/12	17	1-7	143	0-3	.000	0-0	.000	1	3	4	4.8	4	0	0	0	0	2	8.9	
at Rutgers	01/28/12	21	2-8	250	0-3	.000	3-4	.750	0	3	3	4.7	4	1	3	0	1	7	8.8	
DEPAUL	02/04/12	* 24	2-3	667	0-0	.000	0-0	.000	0	5	5	4.7	1	0	3	0	1	4	8.5	
at St. John's	2/8/12	* 25	2-6	333	0-0	.000	1-2	.500	2	3	5	4.7	0	1	1	0	1	5	8.3	
at Marquette	2/11/12	* 32	6-12	500	0-2	.000	3-6	.500	3	4	7	4.9	3	4	1	0	1	15	8.7	
PROVIDENCE	2/15/12	* 28	3-9	333	0-0	.000	2-2	1.000	1	4	5	4.9	0	0	1	0	0	8	8.6	
SETON HALL	02/18/12	* 32	4-9	444	2-5	.400	2-4	.500	1	6	7	5.0	1	0	1	1	1	12	8.8	
LOUISVILLE	02/23/12	* 14	0-4	.000	0-1	.000	0-0	.000	3	1	4	5.0	0	1	0	0	0	0	8.4	
at USF	2/26/12	* 32	2-9	222	1-3	.333	1-2	.500	1	4	5	5.0	0	0	0	0	0	6	8.3	
MARQUETTE	02/29/12	* 35	10-18	556	2-4	.500	6-8	.750	2	5	7	5.0	3	2	0	0	0	28	9.1	
at Villanova	03/03/12	* 31	3-7	429	1-2	.500	4-5	.800	2	2	4	5.0	0	0	3	0	0	11	9.2	
vs GEORGETOWN	3/8/12	* 46	4-10	400	1-4	.250	0-0	.000	3	7	10	5.2	3	3	1	0	0	9	9.2	
vs Syracuse	3/9/12	* 31	2-8	250	0-1	.000	5-7	.714	2	6	8	5.3	1	0	1	0	1	9	9.2	
vs Louisville	3/10/12	* 32	5-9	556	0-1	.000	0-4	.000	0	7	7	5.4	0	0	1	0	1	10	9.2	
vs Texas	3/16/12	* 34	6-15	400	1-5	.200	0-0	.000	2	4	6	5.4	2	3	2	0	0	13	9.4	
at West Virginia	3/18/12	* 30	2-8	250	0-1	.000	5-6	.833	5	6	11	5.6	3	4	1	0	0	9	9.3	
vs Ohio State	3/22/12	* 32	4-10	400	1-4	.250	1-3	.333	2	4	6	5.6	2	2	3	0	1	10	9.4	
Totals		24	798	99-238	416	26-70	.371	57-84	.679	55	113	168	5.6	55	38	31	2	17	281	9.4

2010-11 (SOPHOMORE SEASON)

Opponent	Date	gs	min	Total		3-Pointers		Free throws		Rebounds			pf	a	t/o	blk	stl	pts	avg	
				fg-fga	pct	3fg-fga	pct	ft-fa	pct	off	def	tot								avg
MOUNT ST. MARY'S	11/15/10	14	0-1	.000	0-1	.000	2-2	1.000	1	0	1	1.0	2	0	1	0	0	2	2.0	
IPFW	11/20/10	6	0-3	.000	0-2	.000	0-0	.000	0	1	1	1.0	0	0	0	0	0	0	1.0	
FLORIDA A&M	11/22/10	14	1-4	250	1-3	.333	1-2	.500	2	3	5	2.3	1	0	0	0	0	4	2.0	
SAVANNAH STATE	11/24/10	13	1-4	250	1-1	1.000	0-0	.000	0	2	2	2.3	1	0	0	0	1	3	2.3	
vs Dayton	11/27/10	19	0-3	.000	0-2	.000	1-2	.500	0	2	2	2.2	1	1	0	1	0	1	2.0	
WRIGHT STATE	12/01/10	7	0-1	.000	0-1	.000	0-2	.000	1	1	2	2.2	0	2	1	0	0	0	1.7	
at TOLEDO	12/04/10	21	1-5	200	0-2	.000	0-0	.000	1	3	4	2.4	0	4	1	0	0	2	1.7	
UTAH VALLEY	12/11/10	10	0-3	.000	0-1	.000	3-5	.600	1	0	1	2.3	1	0	3	0	0	3	1.9	
GEORGIA SOUTHERN	12/14/10	17	1-3	333	0-1	.000	4-4	1.000	0	4	4	2.4	0	2	1	0	1	6	2.3	
at Oklahoma	12/18/10	7	0-2	.000	0-1	.000	0-0	.000	0	3	3	2.5	1	2	0	0	1	0	2.1	
at Miami	12/21/10	2	0-0	.000	0-0	.000	0-0	.000	0	0	0	2.3	0	0	0	0	0	0	1.9	
ST. FRANCIS (PA.)	12/23/10	* 20	2-7	286	1-2	.500	0-2	.000	2	6	8	2.8	1	6	1	0	2	5	2.2	
DEPAUL UNIVERSITY	12/28/10	7	0-0	.000	0-0	.000	0-0	.000	1	1	2	2.7	1	0	0	0	0	0	2.0	
at Villanova	01/09/11	4	0-1	.000	0-0	.000	0-0	.000	0	0	0	2.5	0	1	2	0	0	0	1.9	
USF	01/12/11	3	0-0	.000	0-0	.000	1-2	.500	0	0	0	2.3	0	0	0	0	0	1	1.8	
at Notre Dame	1-19-11	4	0-2	.000	0-0	.000	1-2	.500	1	1	2	2.3	0	0	0	0	0	1	1.8	
at St. John's	01/22/11	1	0-0	.000	0-0	.000	0-0	.000	0	0	0	2.2	0	0	0	0	0	0	1.6	
at PITT	02/05/11	7	0-1	.000	0-0	.000	0-0	.000	1	0	1	2.1	0	0	1	0	0	0	1.6	
at Marquette	3/2/11	3	0-0	.000	0-0	.000	0-0	.000	0	0	0	2.0	0	0	0	0	0	0	1.5	
GEORGETOWN	03/05/11	2	0-0	.000	0-0	.000	0-0	.000	0	0	0	1.9	0	0	0	0	0	0	1.4	
vs USF	3/9/2011	3	2-2	1.000	0-0	.000	1-1	1.000	0	0	0	1.8	0	0	0	0	0	5	1.6	
vs Notre Dame	03/10/11	8	0-5	.000	0-2	.000	0-0	.000	1	1	2	1.8	1	0	2	0	0	0	1.5	
vs Connecticut	03/19/11	4	1-2	500	0-1	.000	0-0	.000	0	0	0	1.7	0	0	0	0	0	2	1.5	
Totals		1	196	9-49	184	3-20	.150	14-24	.583	12	28	40	1.7	10	18	13	1	5	35	1.5

2009-10 (FRESHMAN SEASON)

Opponent	Date	gs	min	Total		3-Pointers		Free throws		Rebounds			pf	a	t/o	blk	stl	pts	avg
				fg-fga	pct	3fg-fga	pct	ft-fa	pct	off	def	tot							
PRAIRIE VIEW A&M	11/16/09	3	0-0	.000	0-0	.000	0-0	.000	0	0	0	0.0	0	0	0	0	0	0	0.0
TOLEDO	11/18/09	13	2-3	667	1-2	.500	0-0	.000	0	5	5	2.5	0	2	0	0	1	5	2.5
vs VANDERBILT	11/23/09	8	2-2	1.000	0-0	.000	0-0	.000	0	1	1	2.0	0	1	1	0	0	4	3.0
vs MARYLAND	11/24/09	16	1-3	333	0-2	.000	0-1	.000	0	4	4	2.5	4	1	1	0	1	2	2.8
vs GONZAGA	11/25/09	2	0-1	.000	0-1	.000	0-0	.000	0	1	1	2.2	1	0	0	0	0	0	2.2
TEXAS SOUTHERN	12/01/09	23	2-6	333	0-3	.000	6-9	.667	0	7	7	3.0	1	3	0	0	1	10	3.5
MIAMI (OH)	12/10/09	* 6	0-1	.000	0-1	.000	0-0	.000	0	2	2	2.9	0	0	1	0	1	0	3.0
at Xavier	12/13/09	3	0-0	.000	0-0	.000	0-0	.000	0	0	0	2.5	1	0	0	0	0	0	2.6
LIPSCOMB	12/19/09	16	2-5	400	2-5	.400	0-0	.000	0	3	3	2.6	0	2	2	0	0	6	3.0
WINTHROP	12/22/09	8	1-1	1.000	1-1	1.000	0-0	.000	1	2	3	2.6	0	0	1	0	0	3	3.0
CS BAKERSFIELD	01/06/10	15	3-6	500	3-5	.600	0-1	.000	1	4	5	2.8	0	2	1	0	1	9	3.5
at St. John's	01/13/10	3	0-0	.000	0-0	.000	2-2	1.000	0	3	3	2.8	0	0	0	0	0	2	3.4
NOTRE DAME	01/16/10	12	2-4	500	1-3	.333	0-0	.000	0	0	0	2.6	2	1	0	0	0	5	3.5
USF	01/20/10	* 35	6-8	750	1-2	.500	2-3	.667	0	4	4	2.7	0	5	0	1	0	15	4.4
at LOUISVILLE	01/24/10	* 21	1-4	250	1-3	.333	0-0	.000	3	2	5	2.9	2	0	2	0	0	3	4.3
PROVIDENCE	01/30/10	9	1-3	333	0-0	.000	4-6	.667	1	2	3	2.9	1	1	0	0	0	6	4.4
at Notre Dame	02/04/10	10	0-0	.000	0-0	.000	1-2	.500	1	0	1	2.8	2	1	1	0	0	1	4.2
SYRACUSE	02/07/10	3	0-0	.000	0-0	.000	0-0	.000	0	0	0	2.6	0	0	1	0	0	0	3.9
at USF																			

GAME 1

UT Martin57
at No. 24/rv Cincinnati 80
Nov. 11, 2012 • Cincinnati, Ohio
(Fifth Third Arena)

(AP) - Cashmere Wright scored 16 points and Sean Kilpatrick added 14 as No. 24 Cincinnati cruised to an 80-57 season-opening win over Tennessee-Martin.

Eleven different players scored for the Bearcats. Justin Jackson had 11 rebounds and Cincinnati blocked 10 shots.

Titus Rubles, a junior-college transfer making his Bearcats debut, came off the bench to score eight points and grab seven rebounds.

Jeremy Washington, who scored 10 points in Tennessee-Martin's season-opening 84-69 loss at Arkansas-Little Rock on Friday, led the Skyhawks (0-2) with 15 points. Myles Taylor and Mike Liabo each 12 points while Justin Childs chipped in with 10 for Tennessee-Martin.

Cincinnati improved to 91-21 in season openers, including 80-10 at home. Cincinnati has won 47 of its last 48 season openers at home, the only loss coming to Belmont 86-75 in the 2007-2008 tip-off.

The win was the 114th for Bearcats' coach Mick Cronin, snapping a tie with Ed Jucker for fifth place on the program's career coaching wins list. Cronin, starting his seventh year at his alma mater, is 114-88. Jucker guided Cincinnati to NCAA championships in 1961 and 1962.

UT Martin (0-2)

Name	fg-a	3-a	ft-a	o-d-t	pf	tp	a	to	b	s	m
Taylor, M.	5-14	0-3	2-2	1-5-6	5	12	0	0	1	2	26
Washington	4-12	0-1	7-7	3-3-6	1	15	1	2	1	3	31
Jones	1-7	1-3	2-4	0-2-2	4	5	0	1	0	0	20
Minor	0-1	0-0	0-0	0-3-3	4	0	1	2	0	4	26
Childs	3-10	2-5	2-2	1-1-2	1	10	1	1	0	3	36
Dowdell	0-1	0-0	0-0	1-0-1	1	0	0	1	0	1	11
Oldham	1-1	1-1	0-0	0-1-1	2	3	0	0	0	0	6
Taylor, K.	0-0	0-0	0-0	0-0-0	0	0	0	0	0	0	6
Smith	0-0	0-0	0-0	0-0-0	0	0	0	1	0	0	0+
Liabo	5-17	2-9	0-3	1-4-5	1	12	3	0	0	0	26
McLaughlin	0-4	0-0	0-2	1-2-3	3	0	0	2	0	0	12
TEAM	1-1-2										
Totals	19-67	6-22	13-20	9-22-31	22	57	6	10	2	13	

Cincinnati (1-0)

Name	fg-a	3-a	ft-a	o-d-t	pf	tp	a	to	b	s	m
Jackson	3-6	0-1	1-4	3-8-11	2	7	2	5	1	2	24
Mbodj	1-4	0-0	3-5	3-3-6	3	5	0	0	4	1	16
Wright	6-10	4-7	0-0	0-4-4	2	16	3	3	0	0	19
Kilpatrick	5-11	1-5	3-5	1-2-3	0	14	1	3	0	1	23
Parker	2-3	2-3	2-2	1-5-6	1	8	2	2	1	1	21
Davis III	2-5	1-2	0-0	0-1-1	1	5	3	0	0	0	13
Rubles	3-6	0-1	2-4	3-4-7	1	8	4	3	0	0	16
Thomas	1-4	0-0	1-2	0-1-1	1	3	0	1	0	0	12
Eppensteiner	0-1	0-1	0-0	0-0-0	0	0	0	0	0	0	1
Guyn	1-2	1-1	1-2	0-2-2	3	4	1	1	2	0	17
Sanders	0-1	0-0	1-2	1-1-2	0	1	3	1	0	0	14
Nyarsuk	4-6	0-0	1-1	1-5-6	2	9	0	0	2	0	24
TEAM	2-3-5										
Totals	28-59	9-21	15-27	15-39-54	16	80	19	19	10	6	

Score by Periods

	1st	2nd	Total
UT Martin	17	40	57
Cincinnati	43	37	80
FG%:UTM 28.4, CIN 47.5; 3FG%: UTM 27.3, CIN 42.9; FT%: UTM 65.0, CIN 55.6; Officials: Wally Rutecki, Tony Greene, Lamar Simpson			
Attendance: 5, 728			
Points in the paint-UTM 18,CIN 36. Points off turnovers-UTM 15,CIN 7.			
2nd chance points-UTM 13,CIN 7. Fast break points-UTM 6,CIN 14.			
Bench points-UTM 15,CIN 30. Score tied-1 time. Lead changed-1 time.			
Last FG-UTM 2nd-00:00, CIN 2nd-01:13.			
Largest lead-UTM by 2 1st-18:56, CIN by 36 2nd-13:59.			

GAME 2

Mississippi Valley State 60
at No. 24/24 Cincinnati 102
Nov. 13, 2012 • Cincinnati, Ohio
(Fifth Third Arena)

Sean Kilpatrick scored a game-high 20 points as No. 24 Cincinnati defeated Mississippi Valley State 102-60.

Kilpatrick produced 13 of his 20 points in the second to lead a trio of Bearcats double-digit scorers. JaQuon Parker and Cashmere Wright added 13 and 11, respectively.

The Bearcats shot 55 percent from the field for the game, including a blistering 67 percent in the second half.

Defensively, UC held the Delta Devils to 34.4 percent, including 29.4 percent in the first half, while out-rebounding MVSU 54-60 and blocking seven shots, led by Cheikh Mbodj's (four swats. Mbodj, who totaled eight points and six rebounds, has eight blocks through the first two games of the season. Kilpatrick and Justin Jackson each totaled a game-high eight rebounds.

Cincinnati built a 20-point halftime lead, at 43-23, thanks to 11 points scored off seven MVSU turnovers and a solid defensive effort that held the Delta Devils to a 29.4 shooting percentage. The Bearcats produced five blocked shots, including three from Mbodj, and outrebounded MVSU 32-16 through the first 20 minutes.

Mississippi Valley State (0-2)

Name	fg-a	3-a	ft-a	o-d-t	pf	tp	a	to	b	s	m
Page	6-16	0-0	0-0	1-7-8	2	12	1	3	1	0	34
Usher	4-9	2-4	4-10	1-3-4	2	14	1	4	0	2	37
Brandt	1-8	1-6	0-0	0-1-1	4	3	2	1	0	0	22
Francis	3-14	0-0	1-4	1-3-4	3	7	1	3	0	0	27
Smith	3-4	0-0	3-3	2-3-5	3	9	0	1	1	2	24
Marshall	4-7	4-5	1-2	0-1-1	1	13	2	2	0	0	25
Dobbs	2-9	0-3	0-0	0-2-2	1	4	1	0	0	1	16
Samples	0-2	0-0	0-0	0-0-0	1	0	0	1	0	0	4
Henry	0-0	0-0	0-0	0-0-0	0	0	0	0	0	0	1
Ralling	1-3	0-1	0-0	0-0-0	3	2	0	1	0	0	10
Framery	0-0	0-0	0-0	0-0-0	0	0	0	0	0	0	6
Tomlin	3-7	0-0	0-0	0-1-1	2	6	6	2	0	1	23
Holley	1-1	0-0	0-0	1-1-2	1	2	0	0	0	0	5
TEAM	5-1-6										
Totals	22-64	7-19	9-19	10-16-26	21	60	13	15	1	6	

Cincinnati (2-0)

Name	fg-a	3-a	ft-a	o-d-t	pf	tp	a	to	b	s	m
Jackson	2-3	0-0	1-2	1-7-8	4	5	0	3	0	0	15
Mbodj	3-8	0-0	2-4	3-3-6	2	8	0	0	4	0	19
Wright	4-10	3-7	0-0	0-0-0	0	11	5	1	0	1	22
Kilpatrick	9-12	2-3	0-0	1-6-7	0	20	1	2	0	1	25
Parker	5-11	1-3	2-3	4-0-4	1	13	2	0	0	3	20
Davis	2-4	1-2	4-4	0-4-4	1	9	2	3	0	0	10
Rubles	3-6	1-2	1-3	0-7-7	0	8	5	0	2	0	20
Thomas	3-3	0-0	0-0	2-2-4	0	6	2	2	0	0	11
Eppensteiner	0-0	0-0	0-0	0-0-0	0	0	1	0	0	0	3
Guyn	1-2	0-0	2-2	0-1-1	3	4	1	1	0	1	20
Sanders	3-5	0-1	2-3	0-3-3	0	8	1	2	0	1	13
Gaines	1-1	0-0	0-0	1-2-3	4	2	0	0	1	0	9
Nyarsuk	3-5	0-0	2-4	2-1-3	2	8	0	1	0	0	13
TEAM	4-0-4										
Totals	39-70	8-18	16-25	18-36-54	17	102	20	15	7	7	

Score by Periods

	1st	2nd	Total
Miss. Valley St.	23	37	60
Cincinnati	43	59	102
FG%:MVSU 34.4, CIN 55.7; 3FG%: MVSU 36.8, CIN 44.4; FT%: MVSU 47.4, CIN 64.0; Officials: John Gaffney, Paul Szelc, Earl Walton			
Technical fouls: Miss. Valley St.-None. Cincinnati-None.			
Attendance: 5,617			
Points in the paint-MVSU 18,CIN 56. Pts off turnovers-MVSU 2,CIN 19.			
2nd chance points-MVSU 11,CIN 13. Fast break pts-MVSU 4,CIN 23.			
Bench pts-MVSU 14,CIN 45. Score tied-0 times. Lead changed-0 times.			
Last FG-MVSU 2nd-01:09, CIN 2nd-00:18.			
Largest lead-MVSU None, CIN by 42 2nd-01:30.			

GAME 3

GLOBAL SPORTS CLASSIC FIRST ROUND
North Carolina A&T 39
at No. 24/24 Cincinnati 93
Nov. 18, 2012 • Cincinnati, Ohio
(Fifth Third Arena)

Sean Kilpatrick scored a career-high 29 points as No. 24-ranked Cincinnati defeated North Carolina A&T 93-39. He made a career-best eight 3-pointers in 12 attempts, while adding seven rebounds and a game-high five assists.

The Bearcats had a big day on the defensive end. UC's 56 rebounds are their most during head coach Mick Cronin's tenure, as were their 12 blocked shots, while their 15 steals were the most since Dec. 22, 2009 vs. Arkansas Pine-Bluff. The Aggies' 15.2 shooting percentage is the lowest in the Cronin era. The 54-point margin of victory is the highest for UC since the 1995 season (63 points Dec. 19, 1994 vs. Cal-State Northridge).

Also scoring in double digits for UC was Cashmere Wright, who recorded 13 points with four steals, three boards and two assists. Bearcats centers David Nyarsuk and Cheikh Mbodj recorded block totals of five and four, respectively. U C's passing was crisp throughout the game as the Bearcats produced 24 assists on 36 made field goals and shot 51.4 percent.

North Carolina A&T (1-3)

Name	fg-a	3-a	ft-a	o-d-t	pf	tp	a	to	b	s	m
Upchurch	0-5	0-0	3-6	0-1-1	2	3	0	1	1	1	15
Witter	2-10	1-4	0-0	2-7-9	2	5	0	3	3	0	29
Louisme	0-6	0-4	5-6	2-1-3	1	5	2	1	0	2	18
Buck	0-3	0-1	1-2	1-2-3	3	1	0	1	0	0	23
Middleton	4-17	0-6	3-3	2-4-6	1	11	2	4	0	1	31
Smith	0-3	0-1	0-1	1-1-2	1	0	0	1	0	0	11
Powell	0-2	0-1	0-0	0-0-0	3	0	1	1	0	0	9
King	0-2	0-1	0-0	0-0-0	1	0	0	0	0	1	3
Underwood	2-6	2-3	2-2	0-1-1	3	8	0	3	0	1	20
Stewart	1-3	0-1	0-0	0-1-1	1	2	0	3	0	0	9
Behohn-Tolly	0-0	0-0	2-4	1-1-2	1	2	0	0	1	0	5
Siverand	0-0	0-0	0-0	1-1-2	2	0	0	0	0	0	4
Beckford	1-7	0-0	0-0	4-2-6	1	2	0	0	0	0	17
Butler	0-2	0-0	0-0	1-2-3	0	0	0	1	0	0	6
TEAM	3-1-4										
Totals	10-66	3-22	16-24	18-25-43	22	39	5	20	5	6	

Cincinnati (3-0)

Name	fg-a	3-a	ft-a	o-d-t	pf	tp	a	to	b	s	m
Jackson	3-6	0-0	0-0	4-3-7	1	6	3	2	0	3	16
Mobdj	4-4	0-0	0-0	1-3-4	1	8	0	1	4	0	18
Wright	4-10	3-8	2-4	1-2-3	2	13	2	1	0	4	18
Kilpatrick	10-15	8-12	1-4	1-6-7	0	29	5	0	0	2	26
Parker	1-5	0-1	1-1	0-3-3	1	3	5	0	0	0	13
Davis III	2-6	0-2	1-2	0-4-4	4	5	0	1	0	0	13
Rubles											

GAME 4

GLOBAL SPORTS CLASSIC SECOND ROUND

Campbell72
at No. 22/20 Cincinnati91
Nov. 20, 2012 • Cincinnati, Ohio
(Fifth Third Arena)

Cashmere Wright scored a career-high 28 points and No. 22 Cincinnati topped Campbell University 91-72.

Wright shot 8 of 14 from the floor, including 4 for 6 from 3-point range, while adding a season-high five steals, two assists and his first block of the year. As a team, the Bearcats shot an even 50 percent (32-64) from the field.

JaQuon Parker and Sean Kilpatrick added 21 points and 15 points, respectively. Kilpatrick also produced 10 rebounds, which ties his career high, for his second-career double-double, and Parker recorded a season-high eight boards.

Back-to-back 3-pointers by Kilpatrick gave UC its largest lead of the game at 69-44 at the 11:38 mark of the second half.

The Fighting Camels went on a late 16-4 run to cut UC's lead to 75-64 with 5:21 left to play. CU's senior guard Darren White scored 12 of his 22 points during the run.

UC responded with six consecutive points to increase its lead to 81-64 and hold onto the win.

Campbell (2-3)

Name	fg-a	3-a	ft-a	o-d-t	pf	tp	a	to	b	s	m
Harris	3-5	0-0	0-2	0-6-6	4	6	0	0	0	0	27
Freeman	7-12	3-3	0-0	0-2-2	5	17	8	3	0	1	30
Hooker	5-10	1-3	2-3	0-0-0	5	13	4	4	1	2	35
White	8-17	1-2	5-7	2-5-7	2	22	1	1	0	1	33
McCarter	4-10	0-3	2-4	1-2-3	0	10	0	3	0	2	32
Oliver	0-1	0-0	0-1	0-1-1	2	0	0	0	0	0	16
Ryan	0-1	0-0	0-0	0-3-3	5	0	0	0	1	0	18
Leonard	2-5	0-0	0-0	0-2-2	2	4	1	2	0	0	18
Mason	0-0	0-0	0-0	0-0-0	0	0	0	0	0	0	1
TEAM				0-4-4							
Total	29-61	5-11	9-17	3-25-28	25	72	14	13	2	7	

Cincinnati (4-0)

Name	fg-a	3-a	ft-a	o-d-t	pf	tp	a	to	b	s	m
Jackson	1-4	0-1	0-0	1-5-6	4	2	1	3	3	0	13
Mbodj	0-0	0-0	2-4	2-2-4	5	2	0	0	2	1	16
Wright	8-14	4-6	8-10	0-1-1	0	28	2	4	1	5	32
Kilpatrick	6-18	2-9	1-4	4-6-10	1	15	3	1	1	1	34
Parker	7-10	2-3	5-11	4-4-8	2	21	2	1	0	0	30
David III	1-3	1-3	0-0	1-0-1	0	3	0	0	0	0	7
Rubles	2-3	0-1	1-2	1-5-6	4	5	3	2	0	0	19
Thomas	0-0	0-0	0-0	0-2-2	0	0	1	0	1	1	6
Guyn	2-3	0-0	1-2	0-1-1	0	5	0	1	0	0	8
Sanders	2-3	0-0	0-1	0-2-2	0	4	1	1	0	0	13
Gaines	0-0	0-0	0-0	0-1-1	0	0	0	0	0	0	3
Nyarsuk	3-6	0-0	0-0	1-3-4	1	6	0	1	1	1	19
TEAM				3-1-4							
Totals	32-64	9-23	18-34	17-33-50	17	91	13	14	9	9	

Score by Periods

	1st	2nd	Total
Campbell	28	44	72
Cincinnati	46	45	91
FG%:CAM 47.5, CIN 50.0; 3FG%: CAM 45.5, CIN 39.1; FT%: CAM 52.9, CIN 52.9; Officials: Tony Greene, Tony Chiazza, Clarence Armstrong			
Technical fouls: Campbell-None. Cincinnati-None.			
Attendance: 5,924			
Pts in the paint-CAM 34,CIN 38. Points off turnovers-CAM 15,CIN 13.			
2nd chance points-CAM 2,CIN 17. Fast break points-CAM 13,CIN 8.			
Bench points-CAM 4,CIN 23. Score tied-1 time. Lead changed-0 times.			
Last FG-CAM 2nd-01:19, CIN 2nd-00:08.			
Largest lead-CAM None, CIN by 25 2nd-11:38.			

GAME 5

GLOBAL SPORTS CLASSIC SEMIFINAL

Iowa State.....70
vs. No. 22/20 Cincinnati78
Nov. 23, 2012 • Las Vegas, Nev.
(Thomas & Mack Arena)

(AP) - Sean Kilpatrick made a school record 16 of 16 free throw attempts and scored a career-high 32 points, leading No. 22 Cincinnati to a 78-70 win over Iowa State in the semifinals of the Global Sports Classic.

Cashmere Wright added 14 points for the Bearcats and Titus Rubles had 10 points.

After winning their first four games by an average margin of 34.5 points per game, the Bearcats (5-0) had their hands full with a talented Iowa State (4-1) team that stole the momentum in the first half, dictated the pace at times to keep things close and pulled within four points with 46 seconds left.

Cincinnati's early second-half run of 15-5 gave it enough breathing room to secure the win. The Bearcats, who came in shooting 51.3 percent from the field (including 42.2 percent from 3-point range), shot just 25 of their 60 attempts (41.7) from the floor. They hit just 25 percent (5 of 20) of their 3-pointers.

Iowa State's Tyrus McGee led his team with 22 points, Korie Lucious scored 12 and Melvin Ejim had seven points and 10 rebounds.

Iowa State (4-1)

Name	fg-a	3-a	ft-a	o-d-t	pf	tp	a	to	b	s	m
Ejim	3-9	0-2	1-2	5-5-10	3	7	0	1	0	2	28
Booker	3-6	1-2	0-0	1-3-4	1	7	0	0	0	0	13
Babb	1-4	1-4	0-0	0-1-1	2	3	3	1	0	0	27
Lucious	4-12	3-8	1-2	0-2-2	3	12	2	6	1	0	35
Clyburn	2-14	1-5	3-4	4-3-7	4	8	1	3	0	1	31
Long	0-0	0-0	0-0	0-2-2	0	0	0	2	0	0	7
Gibson	3-3	0-0	0-0	0-0-0	2	6	2	1	0	1	12
McGee	7-14	1-5	7-8	1-3-4	4	22	3	2	1	2	22
Niang	2-5	1-1	0-5	2-4-6	1	5	1	1	0	0	25
TEAM				6-4-10							
Totals	25-67	8-27	12-21	19-27-46	20	70	12	18	2	6	

Cincinnati (5-0)

Name	fg-a	3-a	ft-a	o-d-t	pf	tp	a	to	b	s	m
Jackson	2-5	0-1	0-0	2-4-6	4	4	0	0	3	1	17
Mbodj	1-3	0-0	0-0	1-4-5	4	2	0	1	0	0	13
Wright	5-13	0-3	4-4	0-3-3	1	14	5	2	0	3	32
Kilpatrick	7-14	2-6	16-16	0-5-5	0	32	3	4	0	5	37
Parker	1-7	0-2	0-0	1-1-2	3	2	0	3	0	1	19
Rubles	4-10	0-4	2-3	0-5-5	3	10	0	2	1	1	27
Thomas	0-0	0-0	0-0	0-0-0	0	0	0	0	0	0	1
Guyn	1-2	1-2	0-0	0-0-0	1	3	0	1	0	0	12
Sanders	2-3	2-2	0-0	1-2-3	0	6	2	0	0	0	19
Nyarsuk	2-3	0-0	1-2	3-2-5	2	5	1	0	1	0	23
TEAM				2-1-3							
Totals	25-60	5-20	23-25	10-27-37	18	78	11	13	5	11	

Score by Periods

	1st	2nd	Total
Iowa State	35	35	70
Cincinnati	35	43	78
FG%:ISU 37.3, CIN 41.7; 3FG%: ISU 29.6, CIN 25.0; FT%: ISU 57.1, CIN 92.0; Officials: John Higgins, David Hall, Mark Whitehead			
Technical fouls: Iowa State-None. Cincinnati-None.			
Attendance: 16,730			
Pts in the paint-ISU 30,CIN 32. Points off turnovers-ISU 13,CIN 26.			
2nd chance points-ISU 14,CIN 10. Fast break points-ISU 4,CIN 18.			
Bench points-ISU 33,CIN 24. Score tied-9 times. Lead changed-11 times.			
Last FG-ISU 2nd-00:46, CIN 2nd-02:36.			
Largest lead-ISU by 3 1st-08:13, CIN by 16 2nd-12:17.			

GAME 6

GLOBAL SPORTS CLASSIC FINAL

No. 22/20 Cincinnati77
vs. Oregon66
Nov. 24, 2012 • Las Vegas, Nev.
(Thomas & Mack Arena)

(AP) - Cashmere Wright made five 3-pointers and scored 17 points to lead Cincinnati to a 77-66 win over Oregon in the championship game of the Global Sports Classic.

The Bearcats led by nine at the break but Oregon opened the second half with a 21-10 surge to move in front. Cincinnati eventually settled down and closed with a 25-12 stretch to secure the win.

The Bearcats had four players score in double figures. Sean Kilpatrick and JaQuon Parker had 16 points apiece, and Titus Rubles scored 13. Rubles scored 10 of his 13 points in the second half to help the Bearcats thwart Oregon's run.

One night after holding Iowa State to 37.3 percent shooting, the Bearcats held Oregon to 35.8 percent (19 of 53). Cincinnati wasn't much better, shooting 36.9 percent (24 of 65) from the floor, but made 11 of 24 3-point tries.

Carlos Emery led Oregon with 15 points and nine rebounds. E.J. Singler added 11 points.

Cincinnati (6-0)

Name	fg-a	3-a	ft-a	o-d-t	pf	tp	a	to	b	s	m
Jackson	0-2	0-0	2-2	2-3-5	4	2	4	1	1	1	24
Mbodj	0-2	0-0	2-2	2-2-4	5	2	0	0	2	0	8
Wright	6-14	5-9	0-0	0-1-1	0	17	1	3	0	2	25
Kilpatrick	4-11	3-8	5-8	3-5-8	1	16	3	5	0	2	35
Parker	6-16	2-4	2-5	2-2-4	1	16	0	1	0	1	35
Rubles	5-9	0-1	3-3	2-2-4	4	13	1	4	0	0	17
Thomas	1-3	0-0	2-3	2-1-3	1	4	0	0	0	2	9
Guyn	0-2	0-1	0-0	0-0-0	1	0	2	0	0	0	13
Sanders	2-4	1-1	2-2	2-2-4	0	7	2	0	0	2	17
Gaines	0-0	0-0	0-2	1-0-1	0	0	0	0	0	0	6
Nyarsuk	0-1	0-0	0-0	2-3-5	5	0	0	1	0	0	11
TEAM				4-1-5							
Totals	24-64	11-24	18-27	22-22-44	22	77	13	15	3	10	

Oregon (5-1)

Name	fg-a	3-a	ft-a	o-d-t	pf	tp	a	to	b	s	m
Kazemi	4-9	0-0	1-3	7-8-15	2	9	1	2	0	3	23
Singler	1-8	1-4	8-8	0-6-6	2	11	2	2	1	0	35
Woods	1-2	0-0	0-0	0-0-0	5	2	0	2	0	0	7
Artis	2-8	1-3	0-1	0-1-1	1	5	4	3	1	1	26
Dotson	4-11	1-5	0-0	0-1-1	2	9	0	0	1	0	33
Loyd	2-2	1-1	0-0	1-1-2	2	5	0	2	0	2	19
Austin	0-1	0-0	3-4	1-0-1	2	3	0	2	1	0	5
Moore	0-0	0-0	0-0	0-0-0	1	0	0	2	0	0	3
Carter	1-3	0-0	5-6	4-2-6	3	7	2	2	1	1	17
Emory	4-11	1-4	6-7	4-5-9	5	15	0	2	2	1	32
TEAM				0-0-0							
Totals	19-55	5-17	23-29	17-24-41	25	66	9	19	7	8	

Score by Periods

	1st	2nd	Total
Cincinnati	42	35	77
Oregon	33	33	66
FG%:CIN 37.5, ORE 34.5; 3FG%: CIN 45.8, ORE 29.4; FT%: CIN 66.7, ORE 79.3; Officials: John Higgins, Mike Stuart, Scott Thornley			
Technical fouls: Cincinnati-None. Oregon-None.			
Attendance: 13,954			
Points in the paint-CIN 18,ORE 22. Points off turnovers-CIN 24,ORE 24.			
2nd chance points-CIN 21,ORE 19. Fast break points-CIN 14,ORE 6.			
Bench points-CIN 24,ORE 30. Score tied-2 times. Lead changed-2 times.			
Last FG-CIN 2nd-01:04, ORE 2nd-00:19.			
L			

GAME 7

Alabama..... 56
at No. 17/16 Cincinnati 58

Dec. 1, 2012 • Cincinnati, Ohio
(Fifth Third Arena)

Cashmere Wright's buzzer-beating jump shot lifted No. 17/16 University of Cincinnati to a 58-56 win over Alabama at Fifth Third Arena.

With six seconds left and the score tied at 56-56, Wright took an inbound pass from Titus Rubles and dribbled three-quarters the length of the floor all the way to the left baseline before hitting a step-back, fade-away over Crimson Tide 7-footer Moussa Gueye as the game clock expired.

Wright, who finished the game with eight points, and Sean Kilpatrick, who totaled a team-best 13 points, each topped the 1,000-career point total. The only other time a pair of Bearcats reached 1,000 career points in the same game was Danny Fortson and Darnell Burton on Feb. 29, 1996 against Memphis.

JaQuon Parker also tallied 13 points while hauling in a team-high six rebounds. Rubles was the third Bearcat to reach double digits with 10 points off the bench.

Trevor Lacey led Alabama with a game-high 16 points on 7-of-11 shooting.

Alabama (6-1)

Name	fg-a	3-a	ft-a	o-d-t	pf	tp	a	to	b	s	m
Engstrom	0-0	0-0	0-0	0-0-0	0	0	0	0	0	0	3
Lacey	7-11	2-4	0-0	0-7-7	2	16	3	3	0	2	36
Relford	5-15	1-3	1-1	3-1-4	1	12	2	2	0	3	37
Randolph	2-4	0-0	0-1	1-4-5	2	4	0	1	1	0	27
Cooper	4-10	0-2	0-0	1-1-2	1	8	2	2	0	0	34
Gueye	1-3	0-0	1-1	1-5-6	3	3	0	1	2	0	19
Jacobs	3-9	0-0	0-0	3-2-5	5	6	0	1	1	0	18
Pollard	3-5	1-2	0-0	2-0-2	1	7	0	1	1	0	19
Obasohan	0-0	0-0	0-0	0-0-0	1	0	1	4	0	0	7
TEAM				4-2-6			1				
Totals	25-57	4-11	2-3	15-22-37	16	56	8	16	5	5	

Cincinnati (7-0)

Name	fg-a	3-a	ft-a	o-d-t	pf	tp	a	to	b	s	m
Jackson	0-3	0-2	0-0	0-2-2	1	0	1	1	4	1	15
Mobj	3-4	0-0	2-4	2-3-5	2	8	0	1	4	0	30
Wright	4-9	0-2	0-0	1-0-1	3	8	1	4	0	2	31
Kilpatrick	4-11	1-3	4-5	3-2-5	3	13	2	1	0	1	36
Parker	6-12	1-2	0-1	2-4-6	1	13	2	2	0	1	32
Rubles	4-14	0-2	2-2	3-2-5	1	10	1	1	0	3	25
Guyn	1-2	0-0	0-0	0-1-1	3	2	0	0	0	0	12
Sanders	1-2	0-0	2-2	0-0-0	0	4	0	1	0	0	9
Nyarsuk	0-2	0-0	0-0	2-1-3	0	0	0	0	0	0	10
TEAM				2-2-4							
Totals	23-59	2-11	10-14	15-17-32	14	58	7	11	8	9	

Score by Periods

	1st	2nd	Total
Alabama	27	29	56
Cincinnati	33	25	58

FG%:ALA 43.9, CIN 39.0; 3FG%: ALA 36.4, CIN 18.2; FT%: ALA 66.7, CIN 71.4; Officials: Michael Stephens, Mike Roberts, John Cahill;

Technical fouls: Alabama-None. Cincinnati-None.

Attendance: 10,155

Points in the paint-ALA 30,CIN 34. Points off turnovers-ALA 10,CIN 16. 2nd chance points-ALA 9,CIN 12. Fast break points-ALA 5,CIN 6.

Bench points-ALA 16,CIN 16. Score tied-5 times. Lead changed-8 times.

Last FG-ALA 2nd-00:48, CIN 2nd-00:01.

Largest lead-ALA by 2 2nd-08:00, CIN by 13 1st-11:30.

GAME 8

Arkansas-Little Rock..... 53
at No. 11/12 Cincinnati 87

Dec. 6, 2012 • Cincinnati, Ohio
(Fifth Third Arena)

Cincinnati recorded a school-record 23 steals and defeated Arkansas-Little Rock 87-53 at Fifth Third Arena.

Sean Kilpatrick led all scorers with 18 points on 7-of-16 shooting. Senior center Cheikh Mboj tied his career-high point total of 12, while junior center David Nyarsuk scored a career-high 12 points with a game-high seven rebounds. JaQuon Parker rounded out Cincinnati's double-digit scorers, adding 11 points, three steals, two rebounds and two assists.

The UC (8-0) defense was stout all game, limiting UALR (7-4) to 32 percent shooting and forcing 32 turnovers, which tied for the most in the Mick Cronin era. The Bearcats converted the Trojans' turnovers into 31 points, including 21 fast-break points.

Ten of 12 Bearcats produced at least one steal, including four with at least three. Junior forward Justin Jackson led with a career-high four steals, while totaling seven points, four rebounds and four assists, which tied his career best.

James White, Will Neighbor and Benn Dillard led the Trojans with 10 points each.

UALR (7-4)

Name	fg-a	3-a	ft-a	o-d-t	pf	tp	a	to	b	s	m
Isler	2-7	0-2	1-2	1-3-4	2	5	2	7	0	3	31
White	5-9	0-0	0-2	0-1-1	4	10	2	6	0	0	24
Javes	1-5	0-0	0-3	2-2-4	5	2	0	1	1	0	16
Neighbour	4-9	1-4	1-2	3-3-6	3	10	2	2	1	1	25
Gillon	0-4	0-2	4-5	0-3-3	0	4	4	8	0	2	30
Osse	0-3	0-3	2-2	0-2-2	0	2	0	3	1	1	13
Billings	2-4	0-0	0-0	1-1-2	0	4	0	1	0	0	14
Crass	0-0	0-0	0-0	0-0-0	0	0	0	1	0	0	2
Lockhart	3-6	0-2	0-0	1-2-3	2	6	2	1	2	2	26
Dillard	3-3	2-2	2-2	0-2-2	2	10	0	2	0	0	19
TEAM				1-4-5							
Totals	20-50	3-15	10-18	9-23-32	18	53	12	32	5	9	

Cincinnati (8-0)

Name	fg-a	3-a	ft-a	o-d-t	pf	tp	a	to	b	s	m
Jackson	3-5	0-1	1-4	2-2-4	1	7	4	1	0	4	29
Mboj	4-4	0-0	4-4	3-4-7	4	12	0	1	3	1	16
Wright	4-10	0-5	0-0	1-0-1	0	8	4	3	0	3	20
Kilpatrick	7-16	2-4	2-4	2-4-6	1	18	2	5	0	2	27
Parker	4-8	2-5	1-2	0-2-2	2	11	2	0	0	3	23
Rubles	2-7	0-0	2-2	0-2-2	3	6	2	1	0	2	17
Thomas	1-4	0-1	0-0	1-2-3	1	2	0	0	0	2	12
Eppensteiner	0-2	0-0	0-0	0-0-0	0	0	0	0	0	0	3
Guyn	2-4	1-3	1-1	0-1-1	2	6	3	3	0	3	18
Sanders	2-5	0-1	1-4	2-3-5	1	5	3	0	0	2	14
Gaines	0-0	0-0	0-0	0-0-0	1	0	0	1	1	1	4
Nyarsuk	5-6	0-0	2-3	2-4-6	4	12	0	2	1	0	17
TEAM				2-0-2							
Totals	34-71	5-20	14-24	15-24-39	20	87	20	17	5	23	

Score by Periods

	1st	2nd	Total
UALR	17	36	53
Cincinnati	44	43	87

FG%: UALR 40.0, CIN 47.9; 3FG%: UALR 20.0, CIN 25.0; FT%: UALR 55.6, CIN 58.3; Officials: Ed Corbett, Alfred Smith, Mike Nance

Technical fouls: UALR-None. Cincinnati-None.

Attendance: 6,127

Points in the paint-UALR 20,CIN 42. Pts off turnovers-UALR 8,CIN 31.

2nd chance points-UALR 4,CIN 11. Fast break points-UALR 4,CIN 21.

Bench points-UALR 22,CIN 31. Score tied-0 times. Lead changed-0 times.

Last FG-UALR 2nd-00:22, CIN 2nd-00:50.

Largest lead-UALR None, CIN by 38 2nd-13:02.

GAME 9

Maryland Eastern Shore..... 60
at No. 11/12 Cincinnati 92

Dec. 8, 2012 • Cincinnati, Ohio
(Fifth Third Arena)

Sean Kilpatrick scored 23 points, Cashmere Wright added 20 and No. 11/12 Cincinnati defeated Maryland Eastern Shore 92-60 Saturday afternoon at Fifth Third Arena.

Cincinnati (9-0) knocked down 11 three-pointers as a team, including six from Wright, which tied his career high. Additionally, the Bearcats outscored Maryland Eastern Shore (0-9) 46-14 in the paint after UC limited UMES to 29.9 percent shooting.

Shaquille Thomas added career-bests in points (11) and rebounds (seven) in 19 minutes off the bench.

UC controlled the glass throughout the contest, out-rebounding UMES 52-28. Titus Rubles hauled in a career-high 10 boards, while Justin Jackson had nine points with seven rebounds and JaQuon Parker added 12 points and six boards.

Kilpatrick found his shot from the get-go, scoring 10 points within the first 4:27 of the game. After scoring his 19th point on a free throw with 4:11 remaining in the first half, Kilpatrick had as many points as the entire Maryland Easter-Shore team.

A 12-point spurt, which featured three triples from Wright, turned into a 17-2 Bearcats run over a 7:04 span that gave UC a 32-10 lead with 8:29 remaining in the first half.

UMES (0-9)

Name	fg-a	3-a	ft-a	o-d-t	pf	tp	a	to	b	s	m
Spencer	2-8	0-0	3-3	3-1-4	3	7	2	2	4	0	33
Snyder	4-14	1-7	4-8	2-6-8	0	13	3	4	1	2	36
Pitt	1-7	0-1	0-1	1-2-3	0	2	1	3	0	1	20
Bell	3-8	1-5	0-0	0-3-3	3	7	0	1	1	0	28
Jones	8-17	2-6	7-8	2-0-2	1	25	4	1	1	2	38
Oocowell	0-1	0-1	0-0	0-0-0	1	0	1	0	0	1	4
Trim	0-2	0-0	0-0	1-1-2	0	0	0	1	0	1	13
Williams II	2-9	2-4	0-0	2-2-4	0	6	0	1	0	3	23
Kosile	0-1	0-0	0-0	0-1-1	0	0	0	0	0	0	5
TEAM				3-1-4							
Totals	20-67	6-24	14-20	14-17-31	8	60	11	13	7	10	

Cincinnati (9-0)

Name	fg-a	3-a	ft-a	o-d-t	pf	tp	a	to	b	s	m
Jackson	4-8	1-2	0-0	2-5-7	0	9	2	3	3	1	22
Mboj	0-3	0-0	0-0	3-0-3	4	0	1	0	1	0	16
Wright	7-8	6-7	0-0	0-4-4	2	20	9	1	0	1	24
Kilpatrick	10-15	2-7	1-1	1-3-4	1	23	1	1	1	1	14
Parker	4-14	2-5	2-6	3-3-6	0	12	4	0	0	1	24
Rubles	2-6	0-3	3-4	3-7-10	1	7	4	2	0	1	18
Thomas	4-8	0-1	3-4	3-4-7	0	11	3	0	0	1	22
Eppensteiner	1-1	0-0	0-0	0-0-0	0	2	0	0	0	0	2
Guyn	0-4	0-3	0-0	0-1-1	3	0	0	2	0	0	14
Sanders	1-3	0-1	0-0	0-2-2	0	2	0	1	0	0	10
Gaines	1-2	0-0	0-0	2-1-3	1	2	0	1	2	0	8
Nyarsuk	2-3	0-0	0-0	1-1-2	3	4	0	3	2	0	16
TEAM				4-2-6							
Totals	36-75	11-29	9-15	22-33-55	15	92	24	15	9	6	

Score by Periods

	1st	2nd	Total
UMES	23	37	60
Cincinnati	52	40	92

FG%: UMES 29.9, CIN 48.0; 3FG%: UMES 25.0, CIN 37.9; FT%: UMES 70.0, CIN 60.0; Officials: Mike Roberts, Gary Prager, Paul Faia

Technical fouls: UMES



2012-13 Cincinnati Basketball
Cincinnati Combined Team Statistics (as of Dec 08, 2012)
All games



RECORD:	OVERALL	HOME	AWAY	NEUTRAL
ALL GAMES	9-0	7-0	0-0	2-0
CONFERENCE	0-0	0-0	0-0	0-0
NON-CONFERENCE	9-0	7-0	0-0	2-0

#	Player	gp-gs	min	avg	Total		3-Point		F-Throw		Rebounds				pf	dq	a	to	blk	stl	pts	avg
					fg-fga	fg%	3fg-fga	3fg%	ft-fa	ft%	off	def	tot	avg								
23	KILPATRICK, Sean	9-9	267	29.7	62-123	.504	23-57	.404	33-47	.702	16	39	55	6.1	7	0	21	22	2	16	180	20.0
01	WRIGHT, Cashmere	9-9	223	24.8	48-98	.490	25-54	.463	14-18	.778	3	15	18	2.0	10	0	32	22	1	21	135	15.0
44	PARKER, JaQuon	9-9	217	24.1	36-86	.419	12-28	.429	15-31	.484	17	24	41	4.6	12	0	19	9	1	11	99	11.0
02	RUBLES, Titus	9-0	177	19.7	27-66	.409	1-15	.067	18-27	.667	12	37	49	5.4	20	0	22	16	3	11	73	8.1
33	NYARSUK, David	9-0	145	16.1	22-35	.629	0-0	.000	6-10	.600	16	24	40	4.4	19	1	2	11	12	1	50	5.6
00	DAVIS III, Jeremiah	4-0	43	10.8	7-18	.389	3-9	.333	5-6	.833	1	9	10	2.5	6	0	5	4	0	0	22	5.5
13	MBODJ, Cheikh	9-9	152	16.9	16-32	.500	0-0	.000	15-23	.652	20	24	44	4.9	30	2	1	4	24	3	47	5.2
05	JACKSON, Justin	9-9	175	19.4	18-42	.429	1-8	.125	5-12	.417	17	39	56	6.2	21	0	17	19	15	13	42	4.7
15	SANDERS, Jermaine	9-0	126	14.0	14-28	.500	3-7	.429	8-17	.471	7	17	24	2.7	1	0	13	7	0	5	39	4.3
03	THOMAS, Shaquille	8-0	93	11.6	13-30	.433	0-3	.000	6-9	.667	9	15	24	3.0	4	0	9	5	1	6	32	4.0
14	GUYN, Ge'Lawn	9-0	131	14.6	11-26	.423	4-12	.333	6-8	.750	0	11	11	1.2	17	0	8	10	2	6	32	3.6
24	GAINES, Kelvin	6-0	41	6.8	2-4	.500	0-0	.000	0-4	.000	5	6	11	1.8	9	0	0	2	7	1	4	0.7
10	EPENSTEINER, Alex	5-0	10	2.0	1-4	.250	0-1	.000	1-2	.500	0	1	1	0.2	0	0	2	0	0	2	3	0.6
Team											24	13	37				1					
Total.....		9	1800		277-592	.468	72-194	.371	132-214	.617	147	274	421	46.8	156	3	151	132	68	96	758	84.2
Opponents.....		9	1800		189-554	.341	47-168	.280	108-171	.632	114	201	315	35.0	177	-	90	156	36	70	533	59.2

TEAM STATISTICS	CIN	OPP	Date	Opponent	Score	Att.
SCORING	758	533	11/11/12	UT MARTIN	w 80-57	5728
Points per game	84.2	59.2	11/13/12	MISS. VALLEY ST.	w 102-60	5617
Scoring margin	+25.0	-	11/18/12	NORTH CAROLINA A&T	w 93-39	5582
FIELD GOALS-ATT	277-592	189-554	11/20/12	CAMPBELL	w 91-72	5924
Field goal pct	.468	.341	11/23/12	vs Iowa State	w 78-70	16730
3 POINT FG-ATT	72-194	47-168	11/24/12	vs Oregon	w 77-66	13954
3-point FG pct	.371	.280	12/01/12	ALABAMA	w 58-56	10155
3-pt FG made per game	8.0	5.2	12/6/12	UALR	w 87-53	6127
FREE THROWS-ATT	132-214	108-171	12/8/12	UMES	w 92-60	6423
Free throw pct	.617	.632				
F-Throws made per game	14.7	12.0				
REBOUNDS	421	315				
Rebounds per game	46.8	35.0				
Rebounding margin	+11.8	-				
ASSISTS	151	90				
Assists per game	16.8	10.0				
TURNOVERS	132	156				
Turnovers per game	14.7	17.3				
Turnover margin	+2.7	-				
Assist/turnover ratio	1.1	0.6				
STEALS	96	70				
Steals per game	10.7	7.8				
BLOCKS	68	36				
Blocks per game	7.6	4.0				
ATTENDANCE	45556	30684				
Home games-Avg/Game	7-6508	0-0				
Neutral site-Avg/Game	-	2-15342				

* = Conference game

Score by Periods	1st	2nd	Totals
Cincinnati	385	373	758
Opponents	219	314	533



2012-13 Cincinnati Basketball
Cincinnati Team Game-by-Game Comparison (as of Dec 08, 2012)
All games



Opponent	1st	2nd	Score	Mar	Total FG	FG Pct	3-Pointers	3FG Pct	Free Throws	FT Pct	Rebounds	Assist	T/Over	Block	Steal	Fouls
UT MARTIN	43/17	37/40	80-57	+23	28-59/19-67	.475/.284	9-21/6-22	.429/.273	15-27/13-20	.556/.650	54/31 +23	19/6	19/10	10/2	6/13	16/22
MISS. VALLEY ST.	43/23	59/37	102-60	+42	39-70/22-64	.557/.344	8-18/7-19	.444/.368	16-25/9-19	.640/.474	54/26 +28	20/13	15/15	7/1	7/6	17/21
NORTH CAROLINA A&T	47/16	46/23	93-39	+54	36-70/10-66	.514/.152	12-28/3-22	.429/.136	9-23/16-24	.391/.667	56/43 +13	24/5	13/20	12/5	15/6	17/22
CAMPBELL	46/28	45/44	91-72	+19	32-64/29-61	.500/.475	9-23/5-11	.391/.455	18-34/9-17	.529/.529	50/28 +22	13/14	14/13	9/2	9/7	17/25
Iowa State	35/35	43/35	78-70	+8	25-60/25-67	.417/.373	5-20/8-27	.250/.296	23-25/12-21	.920/.571	37/46 (9)	11/12	13/18	5/2	11/6	18/20
Oregon	42/33	35/33	77-66	+11	24-64/19-55	.375/.345	11-24/5-17	.458/.294	18-27/23-29	.667/.793	44/41 +3	13/9	15/19	3/7	10/8	22/25
ALABAMA	33/27	25/29	58-56	+2	23-59/25-57	.390/.439	2-11/4-11	.182/.364	10-14/2-3	.714/.667	32/37 (5)	7/8	11/16	8/5	9/5	14/16
UALR	44/17	43/36	87-53	+34	34-71/20-50	.479/.400	5-20/3-15	.250/.200	14-24/10-18	.583/.556	39/32 +7	20/12	17/32	5/5	23/9	20/18
UMES	52/23	40/37	92-60	+32	36-75/20-67	.480/.299	11-29/6-24	.379/.250	9-15/14-20	.600/.700	55/31 +24	24/11	15/13	9/7	6/10	15/8

Note: Game totals are displayed in the format TEAM/OPPONENT for each category



2012-13 Cincinnati Basketball
Cincinnati Season/Career Statistics (as of Dec 08, 2012)
All games



SEASON STATISTICS

CAREER STATISTICS

SUMMARY	gp-gs	min/g	fg%	3fg%	ft%	r/g	a/g	stl	blk	pts/g	gp-gs	min/g	fg%	3fg%	ft%	r/g	a/g	stl	blk	pts/g
KILPATRICK, Sean	9-9	29.7	.504	.404	.702	6.1	2.3	16	2	20.0	81-47	28.0	.442	.380	.729	4.1	1.9	92	16	12.9
WRIGHT, Cashmere	9-9	24.8	.490	.463	.778	2.0	3.6	21	1	15.0	115-90	25.2	.409	.358	.690	2.7	3.5	167	5	9.0
PARKER, JaQuon	9-9	24.1	.419	.429	.484	4.6	2.1	11	1	11.0	88-42	17.6	.398	.352	.616	3.7	1.1	42	5	6.0
RUBLES, Titus	9-0	19.7	.409	.067	.667	5.4	2.4	11	3	8.1	9-0	19.7	.409	.067	.667	5.4	2.4	11	3	8.1
NYARSUK, David	9-0	16.1	.629	.000	.600	4.4	0.2	1	12	5.6	9-0	16.1	.629	.000	.600	4.4	0.2	1	12	5.6
DAVIS III, Jeremiah	4-0	10.8	.389	.333	.833	2.5	1.3	0	0	5.5	31-0	8.3	.393	.375	.600	1.1	0.6	13	1	2.9
MBODJ, Cheikh	9-9	16.9	.500	.000	.652	4.9	0.1	3	24	5.2	37-10	11.4	.424	1.000	.537	2.8	0.1	6	43	2.6
JACKSON, Justin	9-9	19.4	.429	.125	.417	6.2	1.9	13	15	4.7	81-29	17.4	.508	.111	.445	3.7	1.0	72	94	3.9
SANDERS, Jermaine	9-0	14.0	.500	.429	.471	2.7	1.4	5	0	4.3	37-0	9.8	.429	.385	.486	1.5	0.7	6	2	2.4
THOMAS, Shaquille	8-0	11.6	.433	.000	.667	3.0	1.1	6	1	4.0	8-0	11.6	.433	.000	.667	3.0	1.1	6	1	4.0
GUYN, Ge'Lawn	9-0	14.6	.423	.333	.750	1.2	0.9	6	2	3.6	41-0	11.0	.400	.289	.682	0.9	0.7	24	2	2.5
GAINES, Kelvin	6-0	6.8	.500	.000	.000	1.8	0.0	1	7	0.7	23-1	8.1	.421	.000	.200	2.1	0.1	6	30	0.8
EPPENSTEINER, Alex	5-0	2.0	.250	.000	.500	0.2	0.4	2	0	0.6	26-0	1.8	.308	.250	.500	0.1	0.2	3	0	0.5

SCORING	fg-fga	fg%	3fg-fga	3fg%	ft-fta	ft%	pts	pts/g	fg-fga	fg%	3fg-fga	3fg%	ft-fta	ft%	pts	pts/g
KILPATRICK, Sean	62-123	.504	23-57	.404	33-47	.702	180	20.0	361-816	.442	161-424	.380	164-225	.729	1047	12.9
WRIGHT, Cashmere	48-98	.490	25-54	.463	14-18	.778	135	15.0	359-878	.409	138-385	.358	178-258	.690	1034	9.0
PARKER, JaQuon	36-86	.419	12-28	.429	15-31	.484	99	11.0	181-455	.398	58-165	.352	106-172	.616	526	6.0
RUBLES, Titus	27-66	.409	1-15	.067	18-27	.667	73	8.1	27-66	.409	1-15	.067	18-27	.667	73	8.1
NYARSUK, David	22-35	.629	0-0	.000	6-10	.600	50	5.6	22-35	.629	0-0	.000	6-10	.600	50	5.6
DAVIS III, Jeremiah	7-18	.389	3-9	.333	5-6	.833	22	5.5	33-84	.393	15-40	.375	9-15	.600	90	2.9
MBODJ, Cheikh	16-32	.500	0-0	.000	15-23	.652	47	5.2	36-85	.424	1-1	1.000	22-41	.537	95	2.6
JACKSON, Justin	18-42	.429	1-8	.125	5-12	.417	42	4.7	134-264	.508	2-18	.111	49-110	.445	319	3.9
SANDERS, Jermaine	14-28	.500	3-7	.429	8-17	.471	39	4.3	30-70	.429	10-26	.385	17-35	.486	87	2.4
THOMAS, Shaquille	13-30	.433	0-3	.000	6-9	.667	32	4.0	13-30	.433	0-3	.000	6-9	.667	32	4.0
GUYN, Ge'Lawn	11-26	.423	4-12	.333	6-8	.750	32	3.6	38-95	.400	13-45	.289	15-22	.682	104	2.5
GAINES, Kelvin	2-4	.500	0-0	.000	0-4	.000	4	0.7	8-19	.421	0-0	.000	2-10	.200	18	0.8
EPPENSTEINER, Alex	1-4	.250	0-1	.000	1-2	.500	3	0.6	4-13	.308	1-4	.250	4-8	.500	13	0.5

TOTALS	o-reb	d-reb	t-reb	pf	fo	ast	to	a/to	o-reb	d-reb	t-reb	pf	fo	ast	to	a/to
KILPATRICK, Sean	16	39	55	7	0	21	22	1.0	110	225	335	101	0	151	121	1.2
WRIGHT, Cashmere	3	15	18	10	0	32	22	1.5	60	247	307	219	3	408	230	1.8
PARKER, JaQuon	17	24	41	12	0	19	9	2.1	105	217	322	99	0	101	72	1.4
RUBLES, Titus	12	37	49	20	0	22	16	1.4	12	37	49	20	0	22	16	1.4
NYARSUK, David	16	24	40	19	1	2	11	0.2	16	24	40	19	1	2	11	0.2
DAVIS III, Jeremiah	1	9	10	6	0	5	4	1.3	6	29	35	26	0	19	20	1.0
MBODJ, Cheikh	20	24	44	30	2	1	4	0.3	49	55	104	77	3	5	11	0.5
JACKSON, Justin	17	39	56	21	0	17	19	0.9	119	181	300	208	9	80	110	0.7
SANDERS, Jermaine	7	17	24	1	0	13	7	1.9	19	38	57	12	0	27	20	1.4
THOMAS, Shaquille	9	15	24	4	0	9	5	1.8	9	15	24	4	0	9	5	1.8
GUYN, Ge'Lawn	0	11	11	17	0	8	10	0.8	5	32	37	53	0	28	29	1.0
GAINES, Kelvin	5	6	11	9	0	0	2	0.0	16	33	49	36	1	2	10	0.2
EPPENSTEINER, Alex	0	1	1	0	0	2	0	0.0	0	3	3	5	0	6	3	2.0



2012-13 Cincinnati Basketball
Cincinnati Points-Rebounds-Assists (as of Dec 08, 2012)
All games



Opponent	Date	Score		00	01	02	03	05	10	13
				DAVIS III,	WRIGHT,CAS	RUBLES,TIT	THOMAS,SHA	JACKSON,JU	EPPENSTEIN	MBODJ,CHEI
UT MARTIN	11/11/12	80-57	w	5-1-3	16-4-3	8-7-4	3-1-0	7-11-2	0-0-0	5-6-0
MISS. VALLEY ST.	11/13/12	102-60	w	9-4-2	11-0-5	8-7-5	6-4-2	5-8-0	0-0-1	8-6-0
NORTH CAROLINA A&T	11/18/12	93-39	w	5-4-0	13-3-2	6-3-2	6-4-3	6-7-3	1-1-1	8-4-0
CAMPBELL	11/20/12	91-72	w	3-1-0	28-1-2	5-6-3	0-2-1	2-6-1	DNP	2-4-0
vs Iowa State	11/23/12	78-70	w	DNP	14-3-5	10-5-0	0-0-0	4-6-0	DNP	2-5-0
vs Oregon	11/24/12	77-66	w	DNP	17-1-1	13-4-1	4-3-0	2-5-4	DNP	2-4-0
ALABAMA	12/01/12	58-56	w	DNP	8-1-1	10-5-1	DNP	0-2-1	DNP	8-5-0
UALR	12/6/12	87-53	w	DNP	8-1-4	6-2-2	2-3-0	7-4-4	0-0-0	12-7-0
UMES	12/8/12	92-60	w	DNP	20-4-9	7-10-4	11-7-3	9-7-2	2-0-0	0-3-1

Opponent	Date	Score		14	15	23	24	33	44
				GUYN,GE'LA	SANDERS,JE	KILPATRICK	GAINES,KEL	NYARSUK,DA	PARKER,JAQ
UT MARTIN	11/11/12	80-57	w	4-2-1	1-2-3	14-3-1	DNP	9-6-0	8-6-2
MISS. VALLEY ST.	11/13/12	102-60	w	4-1-1	8-3-1	20-7-1	2-3-0	8-3-0	13-4-2
NORTH CAROLINA A&T	11/18/12	93-39	w	8-4-1	2-3-1	29-7-5	0-3-0	6-6-1	3-3-5
CAMPBELL	11/20/12	91-72	w	5-1-0	4-2-1	15-10-3	0-1-0	6-4-0	21-8-2
vs Iowa State	11/23/12	78-70	w	3-0-0	6-3-2	32-5-3	DNP	5-5-1	2-2-0
vs Oregon	11/24/12	77-66	w	0-0-2	7-4-2	16-8-3	0-1-0	0-5-0	16-4-0
ALABAMA	12/01/12	58-56	w	2-1-0	4-0-0	13-5-2	DNP	0-3-0	13-6-2
UALR	12/6/12	87-53	w	6-1-3	5-5-3	18-6-2	0-0-0	12-6-0	11-2-2
UMES	12/8/12	92-60	w	0-1-0	2-2-0	23-4-1	2-3-0	4-2-0	12-6-4



2012-13 Cincinnati Basketball
Cincinnati Team High/Low Analysis (as of Dec 08, 2012)
All games



Cincinnati - TEAM GAME HIGHS

POINTS	102		MISS. VALLEY ST. (11/13/12)
	93		NORTH CAROLINA A&T (11/18/12)
	92		UMES (12/8/12)
	91		CAMPBELL (11/20/12)
	87		UALR (12/6/12)
FIELD GOALS MADE	39		MISS. VALLEY ST. (11/13/12)
	36		UMES (12/8/12)
	36		NORTH CAROLINA A&T (11/18/12)
FIELD GOAL ATTEMPTS	75		UMES (12/8/12)
	71		UALR (12/6/12)
FIELD GOAL PERCENTAGE	.557	(39-70)	MISS. VALLEY ST. (11/13/12)
	.514	(36-70)	NORTH CAROLINA A&T (11/18/12)
3 PT FIELD GOALS MADE	12		NORTH CAROLINA A&T (11/18/12)
	11		UMES (12/8/12)
	11		vs Oregon (11/24/12)
3 PT FG ATTEMPTS	29		UMES (12/8/12)
	28		NORTH CAROLINA A&T (11/18/12)
3 PT FG PERCENTAGE	.458	(11-24)	vs Oregon (11/24/12)
	.444	(8-18)	MISS. VALLEY ST. (11/13/12)
FREE THROWS MADE	23		vs Iowa State (11/23/12)
	18		vs Oregon (11/24/12)
	18		CAMPBELL (11/20/12)
FREE THROW ATTEMPTS	34		CAMPBELL (11/20/12)
	27		vs Oregon (11/24/12)
	27		UT MARTIN (11/11/12)
FREE THROW PERCENTAGE	.920	(23-25)	vs Iowa State (11/23/12)
	.714	(10-14)	ALABAMA (12/01/12)
REBOUNDS	56		NORTH CAROLINA A&T (11/18/12)
	55		UMES (12/8/12)
ASSISTS	24		UMES (12/8/12)
	24		NORTH CAROLINA A&T (11/18/12)
STEALS	23		UALR (12/6/12)
	15		NORTH CAROLINA A&T (11/18/12)
BLOCKED SHOTS	12		NORTH CAROLINA A&T (11/18/12)
	10		UT MARTIN (11/11/12)
TURNOVERS	19		UT MARTIN (11/11/12)
	17		UALR (12/6/12)
FOULS	22		vs Oregon (11/24/12)
	20		UALR (12/6/12)



2012-13 Cincinnati Basketball
Cincinnati High/Low Analysis (as of Dec 08, 2012)
All games



Opponent - GAME HIGHS

POINTS	72		CAMPBELL (11/20/12)
	70		vs Iowa State (11/23/12)
	66		vs Oregon (11/24/12)
	60		UMES (12/8/12)
	60		MISS. VALLEY ST. (11/13/12)
FIELD GOALS MADE	29		CAMPBELL (11/20/12)
	25		ALABAMA (12/01/12)
	25		vs Iowa State (11/23/12)
FIELD GOAL ATTEMPTS	67		UMES (12/8/12)
	67		vs Iowa State (11/23/12)
	67		UT MARTIN (11/11/12)
FIELD GOAL PERCENTAGE	.475	(29-61)	CAMPBELL (11/20/12)
	.439	(25-57)	ALABAMA (12/01/12)
3 PT FIELD GOALS MADE	8		vs Iowa State (11/23/12)
	7		MISS. VALLEY ST. (11/13/12)
3 PT FG ATTEMPTS	27		vs Iowa State (11/23/12)
	24		UMES (12/8/12)
3 PT FG PERCENTAGE	.455	(5-11)	CAMPBELL (11/20/12)
	.368	(7-19)	MISS. VALLEY ST. (11/13/12)
FREE THROWS MADE	23		vs Oregon (11/24/12)
	16		NORTH CAROLINA A&T (11/18/12)
FREE THROW ATTEMPTS	29		vs Oregon (11/24/12)
	24		NORTH CAROLINA A&T (11/18/12)
FREE THROW PERCENTAGE	.793	(23-29)	vs Oregon (11/24/12)
	.700	(14-20)	UMES (12/8/12)
REBOUNDS	46		vs Iowa State (11/23/12)
	43		NORTH CAROLINA A&T (11/18/12)
ASSISTS	14		CAMPBELL (11/20/12)
	13		MISS. VALLEY ST. (11/13/12)
STEALS	13		UT MARTIN (11/11/12)
	10		UMES (12/8/12)
BLOCKED SHOTS	7		UMES (12/8/12)
	7		vs Oregon (11/24/12)
TURNOVERS	32		UALR (12/6/12)
	20		NORTH CAROLINA A&T (11/18/12)
FOULS	25		vs Oregon (11/24/12)
	25		CAMPBELL (11/20/12)



2012-13 Cincinnati Basketball
Cincinnati High/Low Analysis (as of Dec 08, 2012)
All games



Cincinnati - GAME LOWS

POINTS	58		ALABAMA (12/01/12)
	77		vs Oregon (11/24/12)
	78		vs Iowa State (11/23/12)
	80		UT MARTIN (11/11/12)
	87		UALR (12/6/12)
FIELD GOALS MADE	23		ALABAMA (12/01/12)
	24		vs Oregon (11/24/12)
FIELD GOAL ATTEMPTS	59		UT MARTIN (11/11/12)
	59		ALABAMA (12/01/12)
FIELD GOAL PERCENTAGE	.375	(24-64)	vs Oregon (11/24/12)
	.390	(23-59)	ALABAMA (12/01/12)
3 PT FIELD GOALS MADE	2		ALABAMA (12/01/12)
	5		vs Iowa State (11/23/12)
	5		UALR (12/6/12)
3 PT FG ATTEMPTS	11		ALABAMA (12/01/12)
	18		MISS. VALLEY ST. (11/13/12)
3 PT FG PERCENTAGE	.182	(2-11)	ALABAMA (12/01/12)
	.250	(5-20)	vs Iowa State (11/23/12)
	.250	(5-20)	UALR (12/6/12)
FREE THROWS MADE	9		NORTH CAROLINA A&T (11/18/12)
	9		UMES (12/8/12)
FREE THROW ATTEMPTS	14		ALABAMA (12/01/12)
	15		UMES (12/8/12)
FREE THROW PERCENTAGE	.391	(9-23)	NORTH CAROLINA A&T (11/18/12)
	.529	(18-34)	CAMPBELL (11/20/12)
REBOUNDS	32		ALABAMA (12/01/12)
	37		vs Iowa State (11/23/12)
ASSISTS	7		ALABAMA (12/01/12)
	11		vs Iowa State (11/23/12)
STEALS	6		UT MARTIN (11/11/12)
	6		UMES (12/8/12)
BLOCKED SHOTS	3		vs Oregon (11/24/12)
	5		vs Iowa State (11/23/12)
	5		UALR (12/6/12)
TURNOVERS	11		ALABAMA (12/01/12)
	13		NORTH CAROLINA A&T (11/18/12)
	13		vs Iowa State (11/23/12)
FOULS	14		ALABAMA (12/01/12)
	15		UMES (12/8/12)



2012-13 Cincinnati Basketball
Cincinnati High/Low Analysis (as of Dec 08, 2012)
All games



Opponent - GAME LOWS

POINTS	39		NORTH CAROLINA A&T (11/18/12)
	53		UALR (12/6/12)
	56		ALABAMA (12/01/12)
	57		UT MARTIN (11/11/12)
	60		MISS. VALLEY ST. (11/13/12)
	60		UMES (12/8/12)
FIELD GOALS MADE	10		NORTH CAROLINA A&T (11/18/12)
	19		UT MARTIN (11/11/12)
	19		vs Oregon (11/24/12)
FIELD GOAL ATTEMPTS	50		UALR (12/6/12)
	55		vs Oregon (11/24/12)
FIELD GOAL PERCENTAGE	.152	(10-66)	NORTH CAROLINA A&T (11/18/12)
	.284	(19-67)	UT MARTIN (11/11/12)
3 PT FIELD GOALS MADE	3		NORTH CAROLINA A&T (11/18/12)
	3		UALR (12/6/12)
3 PT FG ATTEMPTS	11		CAMPBELL (11/20/12)
	11		ALABAMA (12/01/12)
3 PT FG PERCENTAGE	.136	(3-22)	NORTH CAROLINA A&T (11/18/12)
	.200	(3-15)	UALR (12/6/12)
FREE THROWS MADE	2		ALABAMA (12/01/12)
	9		MISS. VALLEY ST. (11/13/12)
	9		CAMPBELL (11/20/12)
FREE THROW ATTEMPTS	3		ALABAMA (12/01/12)
	17		CAMPBELL (11/20/12)
FREE THROW PERCENTAGE	.474	(9-19)	MISS. VALLEY ST. (11/13/12)
	.529	(9-17)	CAMPBELL (11/20/12)
REBOUNDS	26		MISS. VALLEY ST. (11/13/12)
	28		CAMPBELL (11/20/12)
ASSISTS	5		NORTH CAROLINA A&T (11/18/12)
	6		UT MARTIN (11/11/12)
STEALS	5		ALABAMA (12/01/12)
	6		MISS. VALLEY ST. (11/13/12)
	6		NORTH CAROLINA A&T (11/18/12)
	6		vs Iowa State (11/23/12)
BLOCKED SHOTS	1		MISS. VALLEY ST. (11/13/12)
	2		UT MARTIN (11/11/12)
	2		CAMPBELL (11/20/12)
	2		vs Iowa State (11/23/12)
TURNOVERS	10		UT MARTIN (11/11/12)
	13		CAMPBELL (11/20/12)
	13		UMES (12/8/12)
FOULS	8		UMES (12/8/12)
	16		ALABAMA (12/01/12)



2012-13 Cincinnati Basketball
Cincinnati Player High/Low Analysis (as of Dec 08, 2012)
All games



Cincinnati - INDIVIDUAL GAME HIGHS

Points	32		KILPATRICK, Sean vs Iowa State (11/23/12)
	29		KILPATRICK, Sean vs North Carolina A&T (11/18/12)
	28		WRIGHT, Cashmere vs Campbell (11/20/12)
	23		KILPATRICK, Sean vs UMES (12/8/12)
	21		PARKER, JaQuon vs Campbell (11/20/12)
Field Goals Made	10		KILPATRICK, Sean vs UMES (12/8/12)
	10		KILPATRICK, Sean vs North Carolina A&T (11/18/12)
Field Goal Att.	18		KILPATRICK, Sean vs Campbell (11/20/12)
	16		KILPATRICK, Sean vs UALR (12/6/12)
	16		PARKER, JaQuon vs Oregon (11/24/12)
FG Pct (min 5 made)	.875	(7-8)	WRIGHT, Cashmere vs UMES (12/8/12)
	.833	(5-6)	NYARSUK, David vs UALR (12/6/12)
3-Point FG Made	8		KILPATRICK, Sean vs North Carolina A&T (11/18/12)
	6		WRIGHT, Cashmere vs UMES (12/8/12)
3-Point FG Att.	12		KILPATRICK, Sean vs North Carolina A&T (11/18/12)
	9		WRIGHT, Cashmere vs Oregon (11/24/12)
	9		KILPATRICK, Sean vs Campbell (11/20/12)
3-Pt FG Pct (min 2 made)	1.000	(2-2)	SANDERS, Jermaine vs Iowa State (11/23/12)
	.857	(6-7)	WRIGHT, Cashmere vs UMES (12/8/12)
Free Throws Made	16		KILPATRICK, Sean vs Iowa State (11/23/12)
	8		WRIGHT, Cashmere vs Campbell (11/20/12)
Free Throw Att.	16		KILPATRICK, Sean vs Iowa State (11/23/12)
	11		PARKER, JaQuon vs Campbell (11/20/12)
FT Pct (min 3 made)	1.000	(16-16)	KILPATRICK, Sean vs Iowa State (11/23/12)
	1.000	(4-4)	MBODJ, Cheikh vs UALR (12/6/12)
	1.000	(4-4)	WRIGHT, Cashmere vs Iowa State (11/23/12)
	1.000	(4-4)	DAVIS III, Jeremiah vs Miss. Valley St. (11/13/12)
	1.000	(3-3)	RUBLES, Titus vs Oregon (11/24/12)
Rebounds	11		JACKSON, Justin vs UT Martin (11/11/12)
	10		RUBLES, Titus vs UMES (12/8/12)
	10		KILPATRICK, Sean vs Campbell (11/20/12)
Assists	9		WRIGHT, Cashmere vs UMES (12/8/12)
	5		WRIGHT, Cashmere vs Iowa State (11/23/12)
	5		KILPATRICK, Sean vs North Carolina A&T (11/18/12)
	5		PARKER, JaQuon vs North Carolina A&T (11/18/12)
	5		WRIGHT, Cashmere vs Miss. Valley St. (11/13/12)
	5		RUBLES, Titus vs Miss. Valley St. (11/13/12)
Steals	5		KILPATRICK, Sean vs Iowa State (11/23/12)
	5		WRIGHT, Cashmere vs Campbell (11/20/12)
Blocked Shots	5		NYARSUK, David vs North Carolina A&T (11/18/12)
	4		MBODJ, Cheikh vs Alabama (12/01/12)
	4		JACKSON, Justin vs Alabama (12/01/12)
	4		MBODJ, Cheikh vs North Carolina A&T (11/18/12)
	4		MBODJ, Cheikh vs Miss. Valley St. (11/13/12)
	4		MBODJ, Cheikh vs UT Martin (11/11/12)
Turnovers	5		KILPATRICK, Sean vs UALR (12/6/12)
	5		KILPATRICK, Sean vs Oregon (11/24/12)
	5		JACKSON, Justin vs UT Martin (11/11/12)
Fouls	5		MBODJ, Cheikh vs Oregon (11/24/12)
	5		NYARSUK, David vs Oregon (11/24/12)
	5		MBODJ, Cheikh vs Campbell (11/20/12)



2012-13 Cincinnati Basketball
Cincinnati Opponent High/Low Analysis (as of Dec 08, 2012)
All games



OPPONENT INDIVIDUAL GAME HIGHS

Points	25		JONES, Kyree vs UMES (12/8/12)
	22		McGee, Tyrus vs Iowa State (11/23/12)
	22		WHITE, Darren vs Campbell (11/20/12)
	17		FREEMAN, Trey vs Campbell (11/20/12)
	16		Lacey, Trevor vs Alabama (12/01/12)
Field Goals Made	8		JONES, Kyree vs UMES (12/8/12)
	8		WHITE, Darren vs Campbell (11/20/12)
Field Goal Att.	17		JONES, Kyree vs UMES (12/8/12)
	17		WHITE, Darren vs Campbell (11/20/12)
	17		MIDDLETON,Lamont vs North Carolina A&T (11/18/12)
	17		LIABO, Mike vs UT Martin (11/11/12)
FG Pct (min 5 made)	.636	(7-11)	Lacey, Trevor vs Alabama (12/01/12)
	.583	(7-12)	FREEMAN, Trey vs Campbell (11/20/12)
3-Point FG Made	4		Marshall, Darryl vs Miss. Valley St. (11/13/12)
	3		Lucious, Korie vs Iowa State (11/23/12)
	3		FREEMAN, Trey vs Campbell (11/20/12)
3-Point FG Att.	9		LIABO, Mike vs UT Martin (11/11/12)
	8		Lucious, Korie vs Iowa State (11/23/12)
3-Pt FG Pct (min 2 made)	1.000	(3-3)	FREEMAN, Trey vs Campbell (11/20/12)
	1.000	(2-2)	Dillard, Ben vs UALR (12/6/12)
Free Throws Made	8		Singler, E.J. vs Oregon (11/24/12)
	7		JONES, Kyree vs UMES (12/8/12)
	7		McGee, Tyrus vs Iowa State (11/23/12)
	7		WASHINGTON, Jeremy vs UT Martin (11/11/12)
Free Throw Att.	10		Usher, Davon vs Miss. Valley St. (11/13/12)
	8		JONES, Kyree vs UMES (12/8/12)
	8		SNYDER, Troy vs UMES (12/8/12)
	8		Singler, E.J. vs Oregon (11/24/12)
	8		McGee, Tyrus vs Iowa State (11/23/12)
FT Pct (min 3 made)	1.000	(8-8)	Singler, E.J. vs Oregon (11/24/12)
	1.000	(7-7)	WASHINGTON, Jeremy vs UT Martin (11/11/12)
	1.000	(3-3)	SPENCER, Ronald vs UMES (12/8/12)
	1.000	(3-3)	MIDDLETON,Lamont vs North Carolina A&T (11/18/12)
	1.000	(3-3)	Smith, Matt vs Miss. Valley St. (11/13/12)
Rebounds	15		Kazemi, Arsalan vs Oregon (11/24/12)
	10		Ejim, Melvin vs Iowa State (11/23/12)
Assists	8		FREEMAN, Trey vs Campbell (11/20/12)
	6		Tomlin, Darius vs Miss. Valley St. (11/13/12)
Steals	4		MINOR, Omari vs UT Martin (11/11/12)
	3		WILLIAMS II, Donald vs UMES (12/8/12)
	3		Isler, Leroy vs UALR (12/6/12)
	3		Releford, Trevor vs Alabama (12/01/12)
	3		Kazemi, Arsalan vs Oregon (11/24/12)
	3		WASHINGTON, Jeremy vs UT Martin (11/11/12)
	3		CHILDS, Justin vs UT Martin (11/11/12)
Blocked Shots	4		SPENCER, Ronald vs UMES (12/8/12)
	3		WITTER,Austin vs North Carolina A&T (11/18/12)
Turnovers	8		Gillon, John vs UALR (12/6/12)
	7		Isler, Leroy vs UALR (12/6/12)
Fouls	5		Javes, Michael vs UALR (12/6/12)
	5		Jacobs, Nick vs Alabama (12/01/12)
	5		Woods, Tony vs Oregon (11/24/12)
	5		Emory, Carlos vs Oregon (11/24/12)

Official Basketball Box Score -- Game Totals -- Final Statistics
Marshall vs Cincinnati
11/25/11 7:00 p.m. at Cincinnati, Ohio (Fifth Third Arena)

Marshall 73 • 5-0

##	Player	f	Total		3-Ptr		Rebounds			PF	TP	A	TO	Blk	Stl	Min
			FG-FGA	FG-FGA	FT-FTA	Off	Def	Tot								
01	Tinnon, Dennis	f	6-10	0-0	3-3	6	8	14	2	15	0	2	0	1	40	
02	Goff, Robert	f	4-5	0-0	3-4	3	3	6	3	11	2	2	0	0	32	
10	Pena, Dago	f	1-4	1-2	1-1	1	0	1	1	4	0	0	0	0	19	
03	Pitts, Damier	g	6-16	4-9	3-4	1	3	4	3	19	4	4	0	1	42	
24	Kane, DeAndre	g	4-16	2-4	2-4	0	2	2	3	12	4	4	0	0	43	
04	Hanner, Jamir		1-3	0-0	0-0	2	3	5	0	2	0	0	1	0	6	
21	Coleman, Justin		1-1	0-0	0-0	1	0	1	2	2	0	0	1	0	12	
23	Johnson, Shaquille		3-6	0-1	1-1	1	2	3	1	7	0	2	0	0	21	
34	Mbao, Yous		0-0	0-0	1-2	1	3	4	3	1	0	0	0	0	10	
Team						1	2	3								
Totals			26-61	7-16	14-19	17	26	43	18	73	10	14	2	2	225	

FG % 1st Half: 10-28 35.7% 2nd half: 12-27 44.4% OT: 4-6 66.7% Game: 26-61 42.6% Deadball
 3FG % 1st Half: 3-7 42.9% 2nd half: 3-8 37.5% OT: 1-1 100.0 Game: 7-16 43.8% Rebounds
 FT % 1st Half: 7-8 87.5% 2nd half: 4-7 57.1% OT: 3-4 75.0% Game: 14-19 73.7% 3

Cincinnati 69 • 3-2

##	Player	f	Total		3-Ptr		Rebounds			PF	TP	A	TO	Blk	Stl	Min
			FG-FGA	FG-FGA	FT-FTA	Off	Def	Tot								
05	JACKSON, Justin	f	4-5	0-0	0-0	3	3	6	3	8	1	3	1	2	33	
34	GATES, Yancy	f	8-16	0-1	1-2	1	6	7	2	17	0	2	1	0	39	
01	WRIGHT, Cashmere	g	2-10	0-1	3-4	1	1	2	3	7	10	0	1	4	37	
03	DIXON, Dion	g	4-9	1-4	3-7	2	2	4	2	12	2	1	0	2	41	
23	KILPATRICK, Sean	g	7-14	3-6	2-2	3	2	5	3	19	0	3	0	0	45	
13	MBODJ, Cheikh		1-4	0-0	1-2	1	1	2	3	3	0	0	1	0	19	
14	GUYN, Ge'Lawn		1-1	1-1	0-1	0	0	0	1	3	0	0	0	1	6	
15	SANDERS, Jermaine		0-2	0-2	0-1	0	1	1	0	0	0	0	0	0	5	
Team						0	3	3								
Totals			27-61	5-15	10-19	11	19	30	17	69	13	9	4	9	225	

FG % 1st Half: 11-27 40.7% 2nd half: 14-27 51.9% OT: 2-7 28.6% Game: 27-61 44.3% Deadball
 3FG % 1st Half: 2-5 40.0% 2nd half: 2-6 33.3% OT: 1-4 25.0% Game: 5-15 33.3% Rebounds
 FT % 1st Half: 5-10 50.0% 2nd half: 2-5 40.0% OT: 3-4 75.0% Game: 10-19 52.6% 6,1

Officials: John Cahill, Brian O'Connell, Tony Chiazza
 Technical fouls: Marshall-None. Cincinnati-None.
 Attendance: 7021

Score by periods	1st	2nd	OT	Total
Marshall	30	31	12	73
Cincinnati	29	32	8	69

Points	In	Off	2nd	Fast	Bench
MARSH	28	9	12	4	12
CIN	36	19	10	10	6

Last FG - MARSH OT-01:19, CIN OT-01:44.
 Largest lead - MARSH by 5 1st-10:29, CIN by 9 2nd-11:31.

Score tied - 5 times.
 Lead changed - 7 times.