

2019-20 SCHEDULE/RESULTS

DAY/DATE	OPPONENT	TV	TIME/RESULT
Thurs./Oct. 31	Thomas More (Exhibition)	Bearcats TV	W, 79-36
Wed./Nov. 6	at No. 18 Ohio State	FS1	L, 56-64
Mon./Nov. 11	Drake	FSO/ESPN3	W, 81-59
Thurs./Nov. 14	Alabama A&M	FSO/ESPN3	W, 85-53

PARADISE JAM (ST. THOMAS, U.S. VIRGIN ISLANDS)

Fri./Nov. 22	vs. Illinois State-1	FloHoops	W, 66-65
Sun./Nov. 24	vs. Bowling Green-1	FloHoops	[OT] L, 84-91
Mon./Nov. 25	vs. Valparaiso-1	FloHoops	[OT] W, 81-77

Sat./Nov. 30	UNLV	FSO/ESPN3	[OT] W, 72-65
Tues./Dec. 3	Vermont	CBS Sports Network	W, 82-73
Sat./Dec. 7	at Xavier-2	FS1	L, 66-73
Sat./Dec. 14	Colgate	FSO/ESPN3	L, 66-67
Wed./Dec. 18	No. 21 Tennessee	ESPN2	W, 78-66

CHICAGO LEGENDS (CHICAGO, ILL.)

Sat./Dec. 21	vs. Iowa-3	Big Ten Network	L, 70-77
--------------	------------	-----------------	----------

Wed./Jan. 1	UConn •	CBS Sports Network	W, 67-51
Sat./Jan. 4	at Tulane •	CBS Sports Network	L, 71-76
Wed./Jan. 8	Tulsa •	ESPNU	W, 75-44
Sat./Jan. 11	at UCF •	ESPN2	W, 68-54
Thurs./Jan. 16	at No. 22 Memphis •	ESPN	L, 49-60
Sun./Jan. 19	ECU •	ESPNU	W, 82-57
Wed./Jan. 22	at Temple •	ESPNNews	W, 89-82
Tues./Jan. 28	SMU •	ESPNNews	W, 65-43
Sat./Feb. 1	No. 21 Houston •	ESPN2	W, 64-62
Thurs./Feb. 6	at Wichita State •	ESPN	W, 80-79
Sun./Feb. 9	at UConn •	CBS Sports Network	[OT] L, 71-72
Thurs./Feb. 13	Memphis •	ESPN	[OT] W, 92-86
Sun./Feb. 16	at ECU •	CBS Sports Network	[OT] W, 70-67
Wed./Feb. 19	UCF •	ESPNU	[2OT] L, 87-89
Sun./Feb. 23	Wichita State •	ESPN	W, 67-64
Sun./Mar. 1	at Houston •	ESPN	L, 55-68
Tues./Mar. 3	at USF •	ESPNU	7 p.m.
Sat./Mar. 7	Temple •	CBS Sports Network	8 p.m.

AMERICAN CHAMPIONSHIP (FORT WORTH, TEXAS)

Thurs.-Sun./	TBA-4	ESPN Networks	TBA
Mar. 12-15			

NCAA CHAMPIONSHIP

Tues.-Wed./	First Four-5	Turner	TBA
Mar. 17-18			
Thurs.-Sun./	First & Second Rounds-6	CBS/Turner	TBA
Mar. 19-22			
Thurs.-Sun./	Regional Semifinals & Finals-7	CBS/Turner	TBA
Mar. 26-29			
Sat.-Mon./	Final Four & Championship-8	CBS/Turner	TBA
Apr. 4-6			

Notes: All times listed are Eastern and subject to change. Home games are in **boldface**.

(•) - Denotes American Athletic Conference game.

Key: 1-Paradise Jam (University of the Virgin Islands' Sports and Fitness Center);

2-Skyline Chili Crosstown Shootout (Cintas Center);

3-Chicago Legends (United Center);

4-American Championship (Dickies Arena);

5-NCAA Championship First Four site: Dayton, Ohio (University of Dayton Arena);

6-NCAA Championship First and Second Round sites: Albany, N.Y. (Times Union Center);

Spokane, Wash. (Spokane Veterans Memorial Arena); St. Louis, Mo. (Enterprise Center);

Tampa, Fla. (Amalie Arena); Greensboro, N.C. (Greensboro Coliseum); Omaha, Neb.

(CenturyLink Center Omaha); Sacramento, Calif. (Golden 1 Center); Cleveland (Quicken

Loans Arena);

7-NCAA Championship Regional sites: Indianapolis (Lucas Oil Stadium); Los Angeles,

Calif. (STAPLES Center); Houston (Toyota Center);

8-NCAA Championship Final Four site: Atlanta (Mercedes-Benz Superdome).



2 NATIONAL TITLES // 6 FINAL FOURS // 8 ELITE EIGHTS // 10 SWEET SIXTEENS

33 NCAA TOURNAMENTS // 40 CONFERENCE CHAMPIONSHIPS

CINCINNATI (18-10, 11-5 AAC) AT USF (13-16, 6-10 AAC)

TUESDAY, MAR. 3 // 7 P.M. ET // YUENGLING CENTER // TAMPA, FLA.

GAME AT A GLANCE

SERIES INFO: 42nd meeting; Cincinnati leads 33-8 overall; Cincinnati leads 12-6 in Tampa, Fla.;

Cincinnati leads 19-1 at home; Cincinnati leads 2-1 at neutral sites

LAST MEETING: Cincinnati won 82-74 on Jan. 15, 2019 at Fifth Third Arena in Cincinnati

STREAK: Cincinnati - 10

COACHES: John Brannen is in his first season at Cincinnati (18-10); fifth season overall (100-62)

Brian Gregory is in his third season at USF (47-52); 16th season overall (295-232)

AP/USA TODAY RANKINGS (FEB. 24): Cincinnati (--/--); USF (--/--)

RADIO: 700 WLW; Dan Hoard provides play-by-play with color analyst Terry Nelson

TV: ESPNU; Paul Sunderland provides play-by-play with color analyst Sean Harrington

JOIN THE CONVERSATION (TWITTER, FACEBOOK & INSTAGRAM): @GoBearcatsMBB or GoBearcatsMBB

CINCINNATI PROBABLE STARTERS

NO.	NAME	POS.	HT.	WT.	CL.-EXP.	HOMETOWN	GP-GS	PPG	RPG	APG	MIN
34	Jarron Cumberland	G	6-5	210	Sr.-3L	Wilmington, Ohio	26-26	15.3	3.7	4.8	32.3
3	Mika Adams-Woods	G	6-3	185	Fr.-HS	Syracuse, N.Y.	27-18	5.1	2.3	1.6	21.4
2	Keith Williams	G	6-5	215	Jr.-2L	Brooklyn, N.Y.	28-28	12.1	4.8	1.6	28.7
13	Trevon Scott	F	6-8	225	R-Sr.-3L	Townsend, Ga.	28-28	11.3	10.5	2.1	33.5
33	Chris Vogt	C	7-1	260	Jr.-TR	Mayfield, Ky.	28-28	11.4	6.1	1.6^	29.2

OFF THE BENCH

21	Jaevin Cumberland	G	6-3	185	Gr.-TR	Wilmington, Ohio	28-2	8.9	1.5	1.4	21.5
0	Chris McNeal	G	6-1	190	Gr.-TR	Jackson, Tenn.	28-10	2.6	1.7	1.5	15.5
20	Mamoudou Diarra	F	6-9	220	R-So.-1L	Bamako, Mali	26-0	2.5	2.5	0.3^	9.4
23	Zach Harvey	G	6-5	195	Fr.-HS	Topeka, Kan.	24-0	2.0	0.7	0.7	8.6
1	Jeremiah Davenport	G	6-7	205	Fr.-HS	Cincinnati, Ohio	18-0	1.9	1.0	0.3	6.8
32	John Koz	G	6-1	200	Sr.-3L	Cleveland, Ohio	3-0	0.0	0.3	0.0	1.3
45	Rob Banks	F	6-5	200	Fr.-HS	Bracknell, England	3-0	0.0	0.0	0.0	1.0
31	Sam Martin	G	5-10	170	Jr.-2L	Cincinnati, Ohio	2-0	0.0	0.0	0.0	1.0
44	Adam Cook	F	6-6	180	Jr.-HS	Marysville, Ohio	-	-	-	-	-
24	Prince Toyambi	F	6-7	225	R-Fr. HS	Kinshasa, Congo	-	-	-	-	-

Starters listed based on last game; ^-Blocks; *-Steals

CINCINNATI STORYLINES

- » **Trevon Scott** has 10 double-doubles in league play and ranks first in the AAC in rebounds (11.6) and defensive rebounds (8.8), third in field goal percentage (.518), fourth in minutes (35.4) and fifth in steals (1.9) during conference play.
- » **Jarron Cumberland** has seven 20-point games this season, including five during AAC action. He ranks second in the AAC in assists (6.1) and fourth in scoring (16.6) in league play.
- » UC's 107 wins since the start of the 2016-17 season are tied for the eighth most in the nation entering the week. Scott has played in 106 of those victories while Cumberland has played in 104 of the wins.

- » Cincinnati's seven overtime games (4-3 record) this season are a school record (played six [5-1 record] in 1966-67); an AAC record; and are the most by a Division I team this season.
- » The NET rankings list UC's strength of schedule 10th best in the nation. Six non-league opponents are projected to make the NCAA Tournament according to the ESPN's Joe Lunardi: Bowling Green, Colgate, Iowa, Ohio State, Vermont and Xavier.
- » UC enters the USF game 4-4 in AAC road games this season. The Bearcats have posted a winning AAC road record in five of the six previous seasons and own a league-best 47-24 (.662) mark in conference road games since 2013-14.

2019-20 CINCINNATI NUMERICAL ROSTER

NO.	NAME	POS.	HT.	WT.	CLASS-EXP.	HOMETOWN/HIGH SCHOOL/LAST SCHOOL
0	Chris McNeal	G	6-1	190	Gr.-TR	Jackson, Tenn./South Side HS/Tennessee Tech
1	Jeremiah Davenport	G	6-7	205	Fr.-HS	Cincinnati, Ohio/Moeller HS/Hargrave Military Academy
2	Keith Williams	G	6-5	215	Jr.-2L	Brooklyn, N.Y./Bishop Loughlin Memorial
3	Mika Adams-Woods	G	6-3	185	Fr.-HS	Syracuse, N.Y./Bishop Ludden HS/New Hampton School (N.H.)
13	Trevon Scott	F	6-8	225	R-Sr.-3L	Townsend, Ga./McIntosh County Academy
20	Mamoudou Diarra	F	6-9	220	R-So.-1L	Bamako, Mali/22 Feet Academy (S.C.)
21	Jaevin Cumberland	G	6-3	185	Gr.-TR	Wilmington, Ohio/Wilmington HS/Oakland
23	Zach Harvey	G	6-5	195	Fr.-HS	Topeka, Kan./Hayden HS/Prolific Prep Academy (Calif.)
24	Prince Toyambi	F	6-7	225	R-Fr. HS	Kinshasa, Congo/Fresno HS (Calif.)
31	Sam Martin #	G	5-10	170	Jr.-2L	Cincinnati, Ohio/Summit Country Day
32	John Koz #	G	6-1	200	Sr.-3L	Cleveland, Ohio/Bay HS
33	Chris Vogt	C	7-1	260	Jr.-TR	Mayfield, Ky./Graves County HS/Northern Kentucky
34	Jarron Cumberland	G	6-5	210	Sr.-3L	Wilmington, Ohio/Wilmington HS
44	Adam Cook #	F	6-6	180	Jr.-HS	Marysville, Ohio/Marysville HS
45	Rob Banks #	F	6-5	200	Fr.-HS	Bracknell, England/Gould Academy

2019-20 CINCINNATI ALPHABETICAL ROSTER

NO.	NAME	POS.	HT.	WT.	CLASS-EXP.	HOMETOWN/HIGH SCHOOL/LAST SCHOOL
3	Mika Adams-Woods	G	6-3	185	Fr.-HS	Syracuse, N.Y./Bishop Ludden HS/New Hampton School (N.H.)
45	Rob Banks #	F	6-5	200	Fr.-HS	Bracknell, England/Gould Academy
44	Adam Cook #	F	6-6	180	Jr.-HS	Marysville, Ohio/Marysville HS
21	Jaevin Cumberland	G	6-3	185	Gr.-TR	Wilmington, Ohio/Wilmington HS/Oakland
34	Jarron Cumberland	G	6-5	210	Sr.-3L	Wilmington, Ohio/Wilmington HS
1	Jeremiah Davenport	G	6-7	205	Fr.-HS	Cincinnati, Ohio/Moeller HS/Hargrave Military Academy
20	Mamoudou Diarra	F	6-9	220	R-So.-1L	Bamako, Mali/22 Feet Academy (S.C.)
23	Zach Harvey	G	6-5	195	Fr.-HS	Topeka, Kan./Hayden HS/Prolific Prep Academy (Calif.)
32	John Koz #	G	6-1	200	Sr.-3L	Cleveland, Ohio/Bay HS
0	Chris McNeal	G	6-1	190	Gr.-TR	Jackson, Tenn./South Side HS/Tennessee Tech
31	Sam Martin #	G	5-10	170	Jr.-2L	Cincinnati, Ohio/Summit Country Day
13	Trevon Scott	F	6-8	225	R-Sr.-3L	Townsend, Ga./McIntosh County Academy
24	Prince Toyambi	F	6-7	225	R-Fr. HS	Kinshasa, Congo/Fresno HS (Calif.)
33	Chris Vogt	C	7-1	260	Jr.-TR	Mayfield, Ky./Graves County HS/Northern Kentucky
2	Keith Williams	G	6-5	215	Jr.-2L	Brooklyn, N.Y./Bishop Loughlin Memorial

- Walk-on

COACHING & SUPPORT STAFF

Head Coach: John Brannen (First season at UC; Sixth season overall)
 Assistant Coaches: Jayson Gee, Sean Dwyer, Tim Morris
 Assistant to the Head Coach/Recruiting Coordinator: Jake Luhn
 Director of Basketball Operations: Craig Heatherly
 Director of Player Personnel: Rodney Crawford

Video Coordinator: George Neilson
 Graduate Assistant: Mike Bueter
 Senior Associate AD/Medical Services: Bob Mangine
 Director of Sports Performance: Mike Rehfeldt

PRONUNCIATION

MIKA Adams-Woods	MY-ka
JARRON Cumberland	JAIR-in
MAMOUDOU DIARRA	MAMA-doo DEE-are-uh
John KOZ	rhymes with nose
Prince TOYAMBI	toy-YAHM-bee
Chris VOGT	Vote

ROSTER INFORMATION

By State/Country

Democratic Republic of Congo	(1) Prince Toyambi
England	(1) Rob Banks
Georgia	(1) Trevon Scott
Kansas	(1) Zach Harvey
Kentucky	(1) Chris Vogt
Mali	(1) Mamoudou Diarra
New York	(2) Mika Adams-Woods, Keith Williams
Ohio	(6) Adam Cook, Jaevin Cumberland, Jarron Cumberland, Jeremiah Davenport, John Koz, Sam Martin
Tennessee	(1) Chris McNeal

By Class

True Freshmen	(4) Mike Adams-Woods, Robert Banks, Jeremiah Davenport, Zach Harvey
R-Freshmen	(1) Prince Toyambi
R-Sophomores	(1) Mamoudou Diarra
Juniors	(4) Adam Cook, Sam Martin, Chris Vogt, Keith Williams,
Seniors	(2) Jarron Cumberland, John Koz,
R-Seniors	(1) Trevon Scott
Graduate Transfers	(2) Jaevin Cumberland, Chris McNeal,

By Height

7-1	(1) Chris Vogt
6-9	(1) Mamoudou Diarra
6-8	(1) Trevon Scott
6-7	(2) Jeremiah Davenport, Prince Toyambi
6-6	(1) Adam Cook
6-5	(3) Jarron Cumberland, Zach Harvey, Keith Williams
6-4	(1) Robert Banks
6-3	(2) Mika Adams-Woods, Jaevin Cumberland
6-2	(1) David Sanford
6-1	(2) John Koz, Chris McNeal
5-10	(1) Sam Martin

CINCINNATI QUICK FACTS

GENERAL INFORMATION

Location	Cincinnati, OH 45221
Founded	1819
Enrollment	46,388
Nickname	Bearcats
Colors	Red (PMS: 186) and Black
Arena (Capacity)	Fifth Third Arena (12,012)
Affiliation	NCAA Division I
Conference	American Athletic Conference
President	Neville Pinto
Acting Director of Athletics	Ryan Hays
Faculty Representative	Brian Hatch
Department of Athletics Phone	(513) 556-4603
Athletics Ticket Office Phone	(877) CATS-TIX

ATHLETIC COMMUNICATIONS

Asst. AD/Primary Basketball Contact	Andre Foushee
Office/Cell Phone	(513) 556-5182/(859) 797-7871
Email Address	Andre.Foushee@uc.edu
Assoc. Director/Secondary Basketball Contact	Alex Ryan
Office/Cell Phone	513-556-0618/(513) 623-9992
Email Address	Alex.Ryan@uc.edu

BASKETBALL STAFF

Head Coach	John Brannen (Marshall, 1997)
Basketball Office Phone	(513) 556-5847
Assistant Coach	Jayson Gee (Charleston [W.Va.], 1988)
Assistant Coach	Sean Dwyer (Michigan State, 2009)
Assistant Coach	Tim Morris (Stanford, 2008)
Asst. to the Head Coach/Recruiting Coord.	Jake Luhn (UMass Boston, 2002)
Director of Operations	Craig Heatherly (UMass-Lowell, 2010)
Director of Player Personnel	Rodney Crawford (Cincinnati, 2002)
Video Coordinator	George Neilson (Alabama, 2011)
Senior Associate AD/Medical Services	Bob Mangine (Pittsburgh, 1977)
Director of Sports Performance	Mike Rehfeldt (St. Cloud State, 2005)
Graduate Assistant	Mike Bueter (Northern Kentucky, 2018)



HISTORY

First year of basketball/All-time record	1901-02/1,834-1,024 (.642)
NCAA appearances/last	33/2019
All-time record	46-32 (.590)
National Championships	2/1961, 1962
Final Four appearances/last	6/1992
Elite Eight appearances/last	8/1996
Sweet 16 appearances/last	10/2012
Conference Regular-Season Championships/last	28/2018
Conference Tournament Championships/last	12/2019
Postseason NIT appearances/last	10/2010
All-time record	8-10 (.444)

TEAM INFORMATION

2018-19 Record	28-7
American Athletic Conference Record (Finish)	14-4 (2nd)
Starters returning/lost	3/2
Letterwinners returning/lost	7/6
Newcomers	10
Percentage of points returning	58.2 percent (1,460 of 2,510)
Percentage of rebounds returning	76.7 percent (593 of 773)
Percentage of assists returning	52.4 percent (244 of 466)

GAME PREVIEW

- » Cincinnati (18-10, 11-5 American) plays its final road game of the regular season Tuesday when it travels to Tampa, Fla., to take on USF (13-16, 6-10). Tipoff is 7 p.m. ET on ESPNU and 700 WLW.
- » The Bearcats are coming off a 68-55 setback at then-No. 25 Houston on Sunday. Trevon Scott led the Bearcats with 17 points and 11 rebounds. Jarron Cumberland had 11 points. Keith Williams added nine points and five rebounds.
- » USF earned a 64-58 road win at Temple on Sunday. Four Bulls scored in double figures led by Justin Brown's 13 points and nine rebounds.
- » UC has won the last 10 meetings with USF, including an 82-74 victory last season in Cincinnati. The Bearcats own a 33-8 advantage in the series, including a 12-6 in Tampa, Fla.
- » **UP NEXT:** Cincinnati wraps up the regular season on Senior Night Saturday at Fifth Third Arena when the Bearcats play host to Temple. Tipoff is set for 8 p.m. ET on CBS Sports Network and 700 WLW.

SCOUTING USF

- » USF enters Tuesday's contest coming off back-to-back wins last week, defeating East Carolina in overtime at home, 73-68, and claiming a 64-58 victory at Temple on Sunday.
- » Junior guard David Collins (13.8 points, 3.9 rebounds, 1.9 steals) and redshirt-senior guard Laquincy Rideau (12.6 points, 4.4 rebounds, 4.0 assists, 2.4 steals) lead the USF attack.
- » Junior swingman Justin Brown (9.0 points) has made a team-high 52 3-pointers this season.
- » The Bulls rank among the league's best in rebounding defense (1st at 30.9) and scoring defense (2nd at 62.2) for the season. USF's scoring defense ranks 16th nationally entering the week.
- » Rideau ranks among ACC leaders in steals (2nd at 2.4) and assists (4th at 4.0) this season. His 69 steals and 2.38 steals per game both rank 10th in the nation entering the week.
- » Collins ranks 20th in the nation with 193 free throw attempts entering the week. His 413 career made free throws rank second behind UC's Jarron Cumberland (431) for most in AAC history.

SERIES HISTORY

- » UC owns a 33-8 advantage in the series overall, including a 12-6 lead in games played in Tampa, Fla., a 19-1 advantage in Cincinnati and a 2-1 edge at neutral sites.
- » The Bearcats have won the last 10 meetings, including an 82-74 decision on Jan. 15, 2019 at Fifth Third Arena.
- » USF's last win in the series came by a 46-45 tally on Feb. 26, 2012 in Tampa, Fla. The Bulls' only series win in Cincinnati came via a 76-73 result on Feb. 25, 1988 at Cincinnati Gardens.
- » Cincinnati is 15-0 against USF at Fifth Third Arena.
- » UC is 9-0 against USF as members of The American and 7-5 against the Bulls when both schools were members of the former BIG EAST Conference (2006-2013).

LAST SEASON

- » **CINCINNATI 82, USF 74 - (Jan. 15, 2019)**
- » CINCINNATI (AP) - Coach Mick Cronin watched the last 18 minutes of the game from Cincinnati's locker room, hoping his first career ejection didn't result in a loss. Jarron Cumberland made sure it didn't happen.
- » The junior scored a career-high 34 points and hit the biggest shots after Cronin was kicked out as Cincinnati blew a 14-point lead before rallying to an 82-74 victory over South Florida.
- » The Bearcats (15-3, 4-1 American Athletic) got their third win in six days.
- » Cronin got a technical from official Lee Cassell for raising his arms and challenging a foul called on Nysier Brooks. Cronin became enraged and had to be restrained by Brooks, drawing another technical from official Mark Schnur, resulting in his ejection.
- » Cincinnati has won 10 straight games against the Bulls (12-5, 2-3), who suffered their most lopsided loss of the season. South Florida's five losses have come by a total of 19 points.
- » Laquincy Rideau scored 15 of his 26 points before fouling out in the second half, when South Florida managed to tie the score twice but couldn't pull ahead.
- » Cumberland hit the big shots to blunt the comeback and finished 9 of 20 from the field and 14 of 16 from the free-throw line. After South Florida tied it for the last time 65-65, Cumberland had a jumper, three free throws and an assist during a 7-2 spurt that put the Bearcats ahead to stay.
- » A boxscore from the game is available at the end of this notes packet.

HOUSTON GAME RECAP

- » Cincinnati dropped a 68-55 road decision at No. 25 Houston on Sunday.
- » Trevon Scott had 17 points and 11 rebounds, and Jarron Cumberland added 11 points for the Bearcats, who shot 35 percent but made just 6 of 25 in the second half.
- » Marcus Sasser, who scored 12 of his 21 points in the second half, shot 8 of 16, including 5 of 12 on 3-pointers. Nate Hinton had 16 and Caleb Mills added 15 points for Houston (22-7, 12-4 American Athletic Conference), which shot 36 percent.
- » The Cougars moved back into a tie atop the American with Tulsa, one game ahead of Cincinnati (18-10, 11-5).
- » Houston ended the first half with a 13-1 run behind four points apiece by Mills and Hinton to take a 38-31 lead into halftime. Mills had 12 points at the half.
- » After the Bearcats closed within 54-49 on a layup by Zach Harvey with seven minutes remaining, Houston answered with a 14-2 run over the next five minutes.

HEADING INTO FINAL WEEK OF THE REGULAR SEASON

- » An eventful 2019-20 campaign that has seen a new coach, a new system, a challenging non-league schedule, a nation-best seven overtime games, several standout performances from seniors Jarron Cumberland and Trevon Scott, improved team play in league action and a wild February full of close games comes down to its final week of the regular season.
- » Cincinnati continues to fight for first place in The American, a game back of Houston and Tulsa with two games left.

- » The Bearcats are also attempting to earn an invitation to the NCAA Tournament; what would be their 10th consecutive appearance in the Big Dance. It would also mark UC head coach John Brannen's third NCAA Tournament appearance in the past four seasons (made the tournament while at Northern Kentucky in 2017 and 2019).
- » **AMONG THE AAC'S BEST:** Entering the week, the Bearcats rank among the league's top 3 leaders in eight categories in league action: assists (1st at 15.4), scoring offense (2nd at 72.0), scoring margin (2nd at +6.1), field goal percentage (2nd at .443), rebounding margin (2nd at +4.3), blocks (T2nd at 5.2), assist-to-turnover ratio (2nd at 1.1) and field goal percentage defense (3rd at .392).
- » Jarron Cumberland ranks second the AAC in assists (6.1) and fourth in scoring (16.6) during league action. He has seven 20-point games this season, including five during AAC action. Ninety-seven of his 126 assists in 2019-20 have come in conference play.
- » Cumberland is averaging more points (16.6 vs. 13.3), assists (6.1 vs. 2.9) and is shooting better from the field (.404 [72 of 178] vs. .351 [39 of 111]) in 16 league games.
- » Trevon Scott ranks first in the AAC in rebounds (11.6) and defensive rebounds (8.8), third in field goal percentage (.518), fourth in minutes (35.4) and fifth in steals (1.9) during AAC play.
- » He has posted 10 double-doubles in league play, scoring 20 or more points three times in the last month and grabbing 10 or more rebounds in 12 AAC games.
- » Scott is averaging more points (13.3 vs. 8.7), rebounds (11.6 vs. 8.9), assists (2.6 vs. 1.5) and steals (1.9 vs. 0.6) while shooting better from the field (.518 [85 of 164] vs. .457 [42 of 92]) during league action.
- » Keith Williams has scored in double figures in 20 games this season, including 11 league games. He is shooting 83.7 percent (41 of 49) from the free throw line since AAC play started.

TIP-INS

- » **WINNING ON THE ROAD:** A win Tuesday at USF would give UC a 5-4 record in AAC road games this season, marking the sixth time in seven seasons of AAC play the Bearcats have finished a year with a winning league road record. The only time UC has not finished its AAC road schedule better than .500 came during the 2015-16 campaign (4-5).
- » Overall, the Bearcats are 47-24 (.662) in AAC road games since the league formed prior to the 2013-14 campaign.
- » **ARRIVE EARLY FOR SENIOR NIGHT SATURDAY:** Cincinnati will honor its three seniors (Jarron Cumberland, John Koz and Trevon Scott), two graduate transfers (Jaevin Cumberland and Chris McNeal) and its lone senior manager (Will Slaise) prior to Saturday's game with Temple at Fifth Third Arena. The pregame ceremony is scheduled to start at approximately 7:45 p.m. ET.
- » **LEGACY BUILDERS:** Cincinnati has won 107 games since the start of the 2016-17 season, tied for the eighth most in the nation entering the week. Redshirt-senior Trevon Scott has played in 106 of those victories while senior Jarron Cumberland has played in 104 of the wins.
- » UC great Steve Logan owns the school record for playing in the most school wins, seeing action in 111 victories from 1998-99 through 2001-02.



BEARCATS WEARING PATCH TO HONOR LEGEND CHUCK MACHOCK

- » The UC men's basketball team is wearing a patch on its jerseys to honor Bearcats legend Chuck Machock, who passed away on Saturday, Jan. 4, at the age of 82.
- » The black circular patch donning Machock's initials in white will be worn on all three of UC's jerseys for the remainder of the season.
- » Machock was a former UC player, student coach, assistant coach and later radio analyst for UC games on 700 WLW.
- » A true link, connecting fans to some of the most special moments in Cincinnati men's basketball history, Machock wore the Bearcats' jersey during the 1956 and 57 seasons before becoming a student coach for the 1958 and 59 campaigns. He was Oscar Robertson's roommate on the road and was part of a coaching staff that included George Smith and Ed Jucker - both of whom helped lead UC to five consecutive Final Four appearances (1959-63) and two national titles (1961, 1962).
- » As an assistant coach under Bob Huggins from 1990-93, Machock helped mentor the Bearcats to a 94-36 (.723) overall record, an appearance in the 1992 NCAA Final Four and Great Midwest Conference regular-season and tournament championships in 1992 and 1993.
- » Machock served as a radio analyst for 700 WLW AM for 25 seasons (1993-2017), helping detail more magical Bearcats moments, including, mostly recently, the rebirth of the program under former head coach Mick Cronin.
- » Machock's coaching career spanned 29 seasons at various levels. He started at the high school level at St. Henry's High School (1960) in Erlanger, Ky., before returning home to Elyria Catholic High School (1961-66). He then moved up to the collegiate level, earning an assistant coaching position at Akron (1968-69); the head coach title at Steubenville College (1969-72); assistant coaching positions at West Virginia (1972-74), Ball State (1974-76) and Ohio State (1977-83); and a head coaching job at UCF (1984-85) before returning to Cincinnati.
- » Machock was inducted into the UC Athletics James P. Kelly Hall of Fame as a contributor in October 2016.
- » A celebration of life event, saluting Machock's contributions took place Friday, Jan. 31, at Fifth Third Arena and included speakers and tribute videos from, among others, Huggins, Cronin, former Ohio State coach Eldon Miller and several former Bearcats players.
- » In honor of Chuck Machock, the University of Cincinnati has created the Chuck Machock Endowed Basketball Scholarship. Please consider donating at Impact.uc.edu/Machock.

- » **BONUS BASKETBALL:** Through Sunday's games, Cincinnati leads the nation, having played in seven overtime games this season. The number is also a school and AAC record.
- » The previous school record was six overtimes set during the 1966-67 season (5-1 record).
- » UC also played in four consecutive overtime games at the end of February, tying for the NCAA record with Jacksonville (1982), Illinois State (1985) and Dayton (1988).
- » The NCAA record for most overtime games in a season is eight set by Western Kentucky (1978), Portland (1984) and Valparaiso (1993).
- » John Brannen already has tied Ed Jucker (4-5 in overtime games from 1960-65) for the fourth most overtime wins by a coach in school history (see page 11 of notes).
- » Trevon Scott owns the school record, having played in 11 overtime games (8-3 record) during his career. Jarron Cumberland has played in 10 OT games (7-3 record) as a Bearcat, having sat out the Valparaiso (11/25) OT affair earlier this season due to injury.
- » **WILD FEBRUARY FOR THE BEARCATS:** The month of February saw all seven games decided either in overtime or on the final possession. Games were decided by an average of 1.7 points with the Bearcats posting a 5-2 record.
- » Cincinnati held off then-No. 21 Houston 64-62 on Feb. 1 when Cougar guard Caleb Mills missed a 20-footer just before the buzzer.
- » Five days later, Jarron Cumberland connected on a three-point play with 3.5 seconds left to give UC an 80-79 win at Wichita State on Feb. 6.
- » Jarron Cumberland couldn't get a shot off before the buzzer as Cincinnati fell at UConn, 72-71, in OT on Feb. 9.
- » The Bearcats rallied from a 10-point deficit to Memphis (Feb. 13) with 6:11 left in regulation to later win in overtime, 92-86.
- » Keith Williams scored six of his game-high 17 points in overtime and ECU's Jayden Gardner missed a running 30-footer at the buzzer as UC held off the Pirates for a 70-67 OT road win on Feb. 16.
- » Jarron Cumberland hit a half-court shot that came just after the final horn in UC's 89-87 double-overtime loss to UCF on Feb. 19.
- » Mika Adams-Woods and Jarron Cumberland combined to make two free throws in the final three seconds and Wichita State's Jamarius Burton missed a half-court shot as UC posted a 67-64 win over the Shockers on Feb. 23.
- » **CAREER COACHING WIN NO. 100:** With UC's 67-64 win over Wichita State (2/23), John Brannen registered his 100th career victory as a head coach. Brannen compiled 81 wins the past four seasons at Northern Kentucky (2016-19), captured one victory in two games as interim head coach at Alabama (2014-15) and has earned 18 victories leading the Bearcats this season.
- » **HOME SWEET HOME:** The Bearcats are 61-5 (.924) at home since the start of 2016-17, including a 32-3 (.914) mark against AAC teams.
- » **WINNING AGAIN IN WICHITA:** Cincinnati's victory in the final seconds at Wichita State (2/6) marked the Bearcats' third consecutive win at Charles Koch Arena. Cincinnati is only the third team to win as many as three in a row at The Roundhouse since its renovation in 2003, joining Southern Illinois (3x; 2007-09) and Northern Iowa (4x; 2005-08).
- » **COMEBACK CATS:** UC registered its largest comeback win of the season against then-No. 21 Houston (2/1), rallying from a 15-point deficit with 13:01 remaining. From that point on the Bearcats finished the game on a 26-9 run while limiting Houston to 2 of 17 shooting (12.5 percent)

- from the floor. Keith Williams led UC with 10 points during the comeback.
- » **COUSIN COMBO:** The cousin duo of Jarron and Jaevin Cumberland have combined to tally more than 30 points on seven occasions this season for the Bearcats:
 - 38 vs Tulsa (1/8): Jarron (22), Jaevin (16)
 - 37 at Temple (1/22): Jarron (22), Jaevin (15)
 - 33 vs. Wichita State (2/23): Jarron (24), Jaevin (9)
 - 33 at Wichita State (2/6): Jarron (24), Jaevin (9)
 - 32 vs. Bowling Green (11/24): Jaevin (21), Jarron (11)
 - 31 vs. UCF (2/19): Jarron (19); Jaevin (12)
 - 31 vs. SMU (1/28): Jarron (28), Jaevin (3)
- » **TOUGH NON-LEAGUE SCHEDULE:** CBSSports.com listed UC's non-league schedule tied with Kansas and North Carolina for the third toughest in the nation before the start of the season.
- » UC's non-league schedule included contests against four teams that have seen time in the AP Top 25 poll this season, including at then-No. 18 Ohio State, at Xavier, home against then-No. 21 Tennessee and vs. Iowa at the Chicago Legends event. Other contests on the 2019-20 non-league slate included dates with Drake (11/11), the 2019 Missouri Valley co-champions; Vermont (12/3), the 2019 American East Conference champions and Colgate (12/14), the 2019 Patriot League co-champions.
- » Six non-league opponents were projected to make the NCAA Tournament according to Joe Lunardi's Bracketology on ESPN.com on Monday: Bowling Green, Colgate, Iowa, Ohio State, Vermont and Xavier.
- » **2019-20 NET RANKINGS:** The Mar. 2 edition of the NET rankings listed Cincinnati's overall (10) and nonconference (26) strength of schedule among the nation's best and tops among all AAC teams.
- » Currently, 24 of Cincinnati's 30 regular-season games in 2019-20 will come against opponents ranked in the Top 150 of the NET Rankings. UC entered Monday listed 53rd.

OVERTIME GAMES (NCAA LEADERS - 2019-20)

THRU (3/1)

RK	TEAM	OVERTIMES
1.	Cincinnati	7
T2.	UNLV	6
T2.	Oregon	6
T2.	Central Arkansas	6
T4.	Auburn	5
T4.	Evansville	5
T4.	Marist	5
T4.	UConn	5
T4.	Yale	5
T4.	Western Kentucky	5

TREVON SCOTT NAMED CANDIDATE FOR SENIOR CLASS AWARD

- » Trevon Scott was named one of 30 candidates for the 2020 Senior CLASS Award, given annually to a men's basketball player who excels both on and off the court.
- » Scott becomes the third Bearcat in the past four seasons to be named a candidate for the award, joining Troy Caupain (2016-17) and Gary Clark (2017-18).
- » To be eligible for the award, a student-athlete must be classified as an NCAA Division I senior and have notable achievements in four areas of excellence: community, classroom, character and competition.
- » Scott is on schedule to earn a master's degree in sports administration in April 2020 after receiving an undergraduate degree in interdisciplinary studies in December 2018. An excellent student, Scott has been selected to the Dean's List (3.4 grade-point average) and Bearcats Honor Roll (3.0 GPA or better) three times and was inducted into the UC Legend of Excellence for achieving the highest

cumulative GPA on the team for 2018-19.

- » A two-year captain on the men's basketball team, Scott continuously pushes his teammates to strive for excellence. UC men's basketball head coach John Brannen identified Scott as a strong leader and encouraged him to attend the Athletes in Action Captains Academy, a summer leadership conference for student-athletes in 2019.
- » "He encompasses everything you'd want from a coaching standpoint," Brannen said of Scott earlier this season. "He's got character and thinks about others before himself. He's got toughness and embodies our core values. He's a great young man and I'm really excited about him being a leader on the team."
- » A positive example and strong representative of his team, university and the city of Cincinnati, Scott has made an impact in the Queen City as well. He organized and facilitated sports drills for 50 inner city children at the Cincinnati Boys and Girls Club and played games and inspired youth at Rockdale Elementary School last season. He also has helped the UC men's basketball team volunteer in the local community at places such as Our Daily Bread and the Friar's Club, spending time with children, being a positive role model and stressing the importance of staying in school.

BEARCAT HEADLINERS

#34 JARRON CUMBERLAND, G

2019-20 PRESEASON HONORS/WATCH LISTS:

- AAC Preseason Player of the Year (coaches)
- Jerry West Shooting Guard of the Year Award (20 players)
- Citizen Naismith Men's Player of the Year (50 players)
- Wendy's Wooden Award (50 players)
- Lute Olsen Player of the Year (40 players)
- NABC Player of the Year (20 players)

2018-19 HONORS:

- Associated Press Honorable Mention All-America (2019)
- AAC Player of the Year (2019)
- AAC Championship Most Outstanding Player (2019)
- Unanimous First Team All-AAC selection (2019)
- » **3X AAC AWARDS:** Jarron Cumberland has been named to the AAC Weekly Honor Roll three times since mid-January (1/20, 1/27, 2/3).
- » Over the last 12 games, Cumberland has led the Bearcats, averaging a team-best 17.8 points and 5.9 assists.
- » **BIG GAMES:** Cumberland scored a season-high 28 points on 9-of-13 shooting with four 3-pointers and season-best nine rebounds against SMU (1/28). He posted a game-high 24 points, including the game-deciding 3-point play with 3.5 seconds left at Wichita State (2/6). He tallied 24 points, including a 16-of-22 effort at the free throw line against Wichita State (2/23).
- » **GIFTED DECISION MAKER:** Cumberland enters the week second in the AAC in assists, averaging 4.8 this season and 6.1 during league action. He is averaging 6.7 assists over his last six games. He handed out a career-high 10 assists at UConn (2/9), marking the most since Troy Caupain distributed 10 vs. USF (2/4/16). He followed up that performance with nine assists against Memphis (2/13) and later nine assists against UCF (2/19).
- » Cumberland has handed out 100 or more assists each of the last three seasons, becoming the fourth player since the 2000 season to do so three or more times, joining Troy Caupain (3x), Cashmere Wright (3x) and Deonta Vaughn (4x). Cumberland has 122 assists this season after recording 127 in 2018-19 and 103 in 2017-18.

- » **FROM THE CHARITY STRIPE:** Jarron Cumberland ranks first in AAC history with 431 made free throws in his career, 18 ahead of USF's David Collins entering Monday.
- » Cumberland's 592 career free throw attempts are a league record and rank fifth in UC history.
- » Cumberland went 16 of 22 from the foul line against Wichita State (2/23), setting the AAC record for free throws attempted in a game. His 16 makes were one off the league record of 17 set by UC's Sean Kilpatrick against Nebraska (12/28/13).
- » **AAC RANKINGS (ALL GAMES):** Jarron Cumberland ranked among the AAC's leaders in assists (2nd at 4.8), scoring (6th at 15.3), assist-to-turnover ratio (10th at 1.3) and minutes played (10th at 32.3) entering the week.
- » **AAC RANKINGS (LEAGUE GAMES):** Jarron Cumberland enters the week ranked among the AAC's leaders in assists (2nd at 6.1), scoring (4th at 16.6), assist-to-turnover ratio (7th at 1.5), minutes played (7th at 34.8), blocks (13th at 0.9), field goal percentage (14th at .404) and free throw percentage (11th at .783) since the start of league play.
- » **CHART CHASING:** Jarron Cumberland enter the USF game tied with Pat Cummings (1,762 points from 1975-76, 1978-79) for seventh place on UC's all-time scoring list.
- » With 408 career assists, Cumberland needs 18 more to move past Oscar Robertson (425 from 1958-60) for sixth place on UC's career assists list.
- » **1,700 POINTS/400 ASSISTS CLUB:** Jarron Cumberland is only the fourth Bearcat in school history to achieve 1,700 points and 400 assists for his career. He joins Oscar Robertson (2,973 points/425 assists from 1958-60), Steve Logan (1,985 points/456 assists from 1999-2002) and Deonta Vaughn (1,885 points/511 assists from 2007-2010) on the exclusive list. Cumberland enters the USF game with 1,762 points and 408 assists in his career.
- » **CAREER 20-POINT GAMES:** Cumberland enters the USF contest having scored 20 or more points in 27 career games. It's the most since Sean Kilpatrick (2011-14) posted 32 career games with 20-plus points.
- » **DOUBLE-FIGURE GAMES:** Cumberland has scored 10 or more points in 22 of 26 his games played this season and in 55 of his 61 contests since the start of last season.

POINTS (CAREER - CINCINNATI HISTORY)

RK	NAME (YEARS)	POINTS
1.	Oscar Robertson (1958-60)	2,973
2.	Sean Kilpatrick (2011-14)	2,145
3.	Steve Logan (1999-2002)	1,985
4.	Deonta Vaughn (2007-10)	1,885
5.	Danny Fortson (1995-97)	1,881
6.	Roger McClendon (1985-88)	1,789
17.	Pat Cummings (1975-76, 1978-79)	1,762
17.	Jarron Cumberland (2017-Present)	1,762

ASSISTS (CAREER - CINCINNATI HISTORY)

RK	NAME (YEARS)	ASSISTS
1.	Troy Caupain (2014-17)	515
2.	Deonta Vaughn (2007-10)	511
3.	Eddie Lee (1977-80)	500
4.	Cashmere Wright (2010-13)	482
5.	Steve Logan (1999-02)	456
6.	Oscar Robertson (1958-60)	425
7.	Jarron Cumberland (2017-Present)	408

FREE THROW ATTEMPTS (CAREER - CINCINNATI HISTORY)

RK	NAME (YEARS)	FTA
1.	Oscar Robertson (1958-60)	1,114
2.	Danny Fortson (1995-97)	769
3.	Jason Maxiell (2002-05)	674
4.	Louis Banks (1988-91)	596
5.	Jarron Cumberland (2017-Present)	592

FREE THROWS MADE (CAREER - AAC HISTORY)

(THRU 3/1)

RK	NAME (SCHOOL, YEARS)	FTM
1.	Jarron Cumberland (Cincinnati, 2016-Present)	431
2.	David Collins (USF, 2017-Present)	413
3.	Martins Igbanu (Tulsa, 2016-Present)	391
4.	Christian Vital (UConn, 2016-Present)	377
5.	Jeremiah Martin (Memphis, 2017-19)	368

#13 TREVON SCOTT, F

- » **AWARDS:** Trevon Scott has been recognized by the league four times this season, claiming player of the week accolades on Feb. 17 and weekly honor roll selection on Jan. 13, Feb. 10 and Feb. 24.
- » Scott was named both the American Athletic Conference Player of the Week and the College Sports Madness National Player of the Week on Feb. 17 after averaging 19.5 points and 15.5 points while shooting 65.2 percent (15 of 23) and 50.0 percent (3 of 6) from 3-point range in a pair of overtime wins.
- » **BIG GAMES:** Scott registered his 11th double-double of the season against UCF (2/19), posting 22 points and a career-high 21 rebounds. It marked the first 20-point-20 rebound performance by a Bearcat since Kenyon Martin tallied 24 points and 23 rebounds in a 75-38 home win over DePaul on Feb. 21, 1998.
- » Scott matched a career-high with 25 points and grabbed 19 rebounds with a trio of 3-pointers in 42 minutes during a 92-86 overtime win against Memphis (2/13).
- » Scott tallied 25 points and 13 rebounds in 43 minutes in a 72-71 loss at UConn (2/9).
- » **LAST SIX GAMES:** Over his last six games, Scott is averaging a team-best 18.5 points, 14.5 rebounds and 1.7 steals while shooting 52.5 percent (42 of 80) from the floor.
- » **AAC RANKINGS (ALL GAMES):** Scott ranked among the AAC leaders in rebounds (1st at 10.5), defensive rebounds (1st at 7.6), offensive rebounds (3rd at 2.9), field goal percentage (6th at .496), minutes played (7th at 33.5), steals (9th at 1.6), blocks (T12th at 0.9) and points (23rd at 11.3) entering the week.
- » **AAC RANKINGS (LEAGUE GAMES):** Scott ranks among the AAC's leaders in rebounds (1st at 11.6), defensive rebounds (1st at 8.8), offensive rebounds (3rd at 2.8), field goal percentage (3rd at .518), minutes played (4th at 35.4), steals (5th at 1.9) and blocks (T10th at 1.0) in league games entering the week.
- » **DOUBLE-DOUBLES:** Scott has registered 12 double-doubles this season, including 10 during AAC play:
 - at Houston (3/1): 17 points, 11 rebounds
 - UCF (2/19): 22 points, 21 rebounds
 - at ECU (2/16): 14 points, 12 rebounds
 - Memphis (2/13): 25 points, 19 rebounds
 - at UConn (2/9): 25 points, 13 rebounds
 - Houston (2/1): 16 points, 11 rebounds
 - at Temple (1/22): 16 points, 11 rebounds
 - ECU (1/19): 16 points, 11 rebounds
 - at UCF (1/11): 14 points and 11 rebounds
 - UConn (1/1): 10 points and a career-high 13 rebounds
 - Vermont (12/2): 13 points and 12 rebounds
 - vs. Valparaiso (11/25): 12 points, 11 rebounds
- » Scott's 12 double-doubles are the most in a season at UC since Gary Clark had 14 during 2017-18.
- » Scott's 10.5 rebounds per game this season are the most by a Bearcat since Pat Cummings averaged 11.3 rebounds during the 1978-79 campaign.
- » Scott has recorded 10 or more rebounds 17 times this season. He hauled in double-figure rebounds seven times in 35 games a year ago.

- » **2018-19 SEASON NOTES:** Trevon Scott was named to the AAC Championship All-Tournament Team (2019), averaging 13.7 points and a team-high 9.3 rebounds.

MOST WINS PLAYED IN - ACTIVE (NCAA - DIVISION I) (THRU 3/1)

RK	NAME (SCHOOL)	WINS PLAYED IN
T1.	Mamadi Diakite (Virginia)	108
2.	Jon Teske (Michigan)	107
T3.	Trevon Scott (Cincinnati)	106
T3.	Zavier Simpson (Michigan)	106
5.	Jarron Cumberland (Cincinnati)	104
6.	Tanner Krebs (Saint Mary's)	102
7.	Cassius Winston (Michigan State)	101
8.	Georgie Pacheco-Ortiz (Liberty)	99
9.	Myo Baxter-Bell (Liberty)	98
10.	Malik Massey (UNCG)	96
11.	Anfernee McLemore (Auburn)	95

MOST WINS PLAYED IN (CINCINNATI HISTORY)

RK	NAME (YEARS)	WINS PLAYED IN
1.	Steve Logan (1999-02)	111
2.	Justin Jennifer (2016-19)	107
T3.	Gary Clark (2015-18)	106
T3.	Trevon Scott (2017-Present)	106
5.	Jarron Cumberland (2017-Present)	104

#33 CHRIS VOGT, C

- » **FIELD GOAL SHOOTING:** Chris Vogt leads the AAC shooting 64.7 percent (132 of 204) from the floor this season. His 4.71 field goals per game are just below the five per game average required to be listed in national and school-record rankings.
- » If Vogt was averaging five field goals per game, his .647 field goal percentage would rank first in school history and fifth-best in the nation this season.
- » Vogt has shot at least 50 percent from the floor in 22 of 28 games this season and has shot 75 percent or better 10 times.
- » Vogt has scored in double figures in 20 games this season, including 15 straight earlier this season.
- » He tallied a career-high 21 points on 9-of-11 shooting against both vs. Valparaiso (11/25) and at Tulane (1/4).
- » **DOUBLE-DOUBLES:** Chris Vogt owns three double-doubles on the season with 12 points and 11 rebounds again Tulsa (1/8); 13 points and a season-high 13 rebounds against Illinois State (11/22); and 18 points and 10 rebounds against Alabama A&M (11/14).
- » **BLOCKS:** Vogt is listed fourth in the AAC, averaging 1.6 blocks (all games) entering the week. He is averaging 2.4 blocks over his last eight games.
- » He recorded a career-high five blocks vs. Houston (2/1) and had four block against UCF (2/19). He has posted at least one block in 24 of 28 games this season.
- » **AAC RANKINGS (ALL GAMES):** Vogt ranks among the league leaders in field goal percentage (1st at .647), blocks (4th at 1.6), offensive rebounds (7th at 2.6), rebounds (16th at 6.1), minutes (T19th at 29.2) and scoring (22nd at 11.4) entering the week.
- » **AAC RANKINGS (LEAGUE GAMES):** Vogt ranks among the league leaders in field goal percentage (1st at .625), blocks (T4th at 1.8), offensive rebounds (8th at 2.6), rebounds (T19th at 5.5), scoring (27th at 10.6) and minutes played (21st at 30.3) entering the week.
- » **AAC AWARD:** Chris Vogt was selected to the AAC Weekly Honor Roll (12/2) after averaging 17.5 points, 6.0 rebounds and 2.0 blocks while shooting 71.4 percent (15 of 21) from the field in two games that week.
- » **2018-19 NOTES:** Averaged 4.5 points, 3.7 rebounds and 1.2 blocks in 12.8 minutes as a sophomore last season at Northern Kentucky. He played the year behind the 2019 Horizon League Player of the Year, Drew McDonald (18.7 points, 9.4 rebounds, 30.6 minutes).

#2 KEITH WILLIAMS, G

- » **AAC RANKINGS (ALL GAMES):** Williams rank among the league leaders in blocks (11th at 0.9), free throw percentage (8th at .792), field goal percentage (15th at .418), scoring (19th at 12.1) and minutes (23rd at 28.7) entering the week.
- » **AAC RANKINGS (LEAGUE GAMES):** Williams ranked among the league leaders in free throw percentage (5th at .837), field goal percentage (12th at .407), scoring (20th at 11.7) and minutes (24th at 28.9) entering the week.
- » Williams has scored in double figures in 20 games this season, including 11 of 16 league games.
- » Williams scored a career-high 23 points on 6-of-10 shooting against Vermont (12/3). He made a career-high four threes, sank 7 of 8 free throws, grabbed five rebounds and handed out five assists without a turnover.
- » He scored 16 of his 18 points in the first half at Tulane (1/4), finishing 6 of 13 from the field. It marked his highest scoring output since the Vermont game.
- » Williams scored six of his game-high 17 points in overtime, sparking the Bearcats to a 70-67 win at ECU (2/16).
- » After making a jump in minutes and production last season, Williams is taking it to another level in 2019-20. His shooting percentages from beyond the arc (.333 [24 of 72] and at the free-throw line (.792 [76 of 96]) are career highs.

#21 JAEVIN CUMBERLAND, G

- » **AAC RANKINGS (ALL-GAMES):** Jaevin Cumberland ranks first in the AAC in 3-pointers per game (first at 2.2) and 15th in 3-point percentage (.349) entering the week.
- » **AAC RANKINGS (LEAGUE GAMES):** Jaevin Cumberland ranks sixth in the AAC in 3-pointers per game (2.1) entering the week.
- » **LONG-RANGE THREAT:** Jaevin Cumberland has made three or more 3-pointers in eight league contests and 12 games overall this season. The Bearcats are 9-3 when he makes three or more 3-pointers in a game this season.
- » He has hit five or more 3-pointers in a game three times this season, making five against Drake (11/11) and Vermont (12/3) and a season-high six against Bowling Green (11/24).
- » He has made at least five 3-pointers in a game 10 times during his career. He made a career-high seven 3-pointers at Hartford (12/16/18) and against Coach John Brannen's NKU (3/11/19) squad in the Horizon League Tournament.
- » Owned the nation's sixth longest streak of consecutive games with a 3-pointer at 36 before missing his only two 3-point attempts in eight minutes prior to suffering an injury early in the Illinois State contest (11/22).
- » **20-POINT GAMES:** Jaevin Cumberland has scored a season-high 21 points on two occasions this season vs. Bowling Green (11/24) and Vermont (12/3). He registered 20 or more points in 10 games last season at Oakland, including a career-high 31 points against Oral Roberts (11/24/18).
- » **2018-19 NOTES:** Ranked among the nation's leaders in 3-pointers per game (22nd at 3.3), three attempted (28th at 273) and 3-point field goal percentage (50th at .399) at Oakland.

- SEASON NOTES -

COACHES PICK BEARCATS THIRD IN AAC; CUMBERLAND TABBED PRESEASON PLAYER OF THE YEAR

- » American Athletic Conference coaches predicted a third-place finish for Cincinnati at AAC Media Day on Oct. 14. The Bearcats received 94 points. Houston and Memphis tied for first, garnering 113 points each. The predicted order of finish for the remaining AAC teams follows: Wichita State (88 points), USF (79), UConn (75), Temple (72), SMU (47), UCF (40), Tulsa (36), ECU (20) and Tulane (15).
- » UC's Jarron Cumberland was tabbed the league's preseason player of the year. He also was a unanimous first-team selection for the second consecutive year.

TRIO SIGNS WITH CINCINNATI

- » A trio of prospects signed with Cincinnati during the fall signing period:
- » **MIKE SAUNDERS JR.:** A 6-foot, 175-pound speedy point guard from Indianapolis, Ind., Saunders currently attends Wasatch Academy in Mount Pleasant, Utah. He averaged 11.8 points, 4.3 assists and 2.0 steals while helping lead the squad to a 26-4 record and the program's first Top 25 national ranking last season.
- » A four-star prospect according to ESPN, Saunders also participated in the Stephen Curry SC30 Select Camp in August 2019.
- » **GABE & MASON MADSEN:** Twin brothers Gabe and Mason Madsen currently attend Mayo Senior High School in Rochester, Minn., where the long-range shooters earned Post Bulletin All-Area accolades.
- » Gabe Madsen, a 6-foot-5, 190-pound guard, averaged 23.9 points, 10.2 rebounds and 5.0 assists while making 82 3-pointers as a junior last season.
- » Mason Madsen, a 6-3, 190-pound guard, averaged 22.3 points, 5.7 rebounds and 4.9 assists while making 100 3-pointers a year ago.
- » The Madsen twins are three-star prospects according to 247Sports.com.

LOOKING CLOSER AT BRANNEN'S SUCCESS AT NORTHERN KENTUCKY

- » John Brannen served as Northern Kentucky University's head coach for four seasons (2015-2016 to 2018-19), taking the Norse to unprecedented success as the school's athletics department underwent reclassification. The school gained Division I status prior to the start of the 2016-17 season and the men's basketball program preceded to compiled a 72-30 overall record the following three seasons under Brannen, making three consecutive postseason appearances (NCAA Tournament [2017, 2019], NIT [2018]), winning back-to-back Horizon League regular-season championships (2018, 2019) and claiming a pair of conference tournament titles (2017, 2019). No other school in the nation enjoyed NKU's amount of success in its first three years.
- » Brannen registered an 81-51 ledger in four seasons at NKU.
- » The 2017 Horizon League Coach of the Year, Brannen led the Norse to a 24-11 record in 2016-17, the Horizon League Tournament title and an appearance in the NCAA Tournament in the school's first season of active status eligibility. NKU's win total was an improvement of 15 victories from the previous season, marking the third-best turnaround in the nation behind only UCLA and Minnesota.

- » Brannen guided NKU to a 22-10 mark in 2017-18, the Horizon League regular-season championship and the NIT.
- » During the 2018-19 season, NKU posted a Division I-era record 26 wins with eight losses, claiming the league regular-season championship and tournament title and its second NCAA Tournament appearance in three years.
- » Brannen's players earned 10 Horizon League postseason accolades at NKU, highlighted by Drew McDonald receiving league player of the year honors a year ago.
- » NKU finished 2018-19 ranked 11th in the nation in both total assists (592) and assists per game (16.9). The Norse also ranked nationally in field goal shooting percentage (27th at .478), scoring margin (28th at +9.6), assist-to-turnover ratio (32nd at 1.34), three-point shooting defense (34th at .314), rebound margin (43rd at +4.5) and scoring offense (44th at 78.5 points).

FIFTH THIRD ARENA

- » Cincinnati has sold out season tickets for the second consecutive season since Fifth Third Arena (capacity 12,012) reopened after a 20-month, privately funded \$87-million renovation prior to the 2018-19 season.
- » UC averaged 11,256 fans per game last season, ranking 29th in the nation and the highest at Fifth Third Arena since 2003-04 (12,237).
- » The Bearcats have registered a 413-83 record (.833 win percentage) at the arena since its opening for the 1989-90 campaign. UC was 16-2 at home in 2018-19 and is 12-2 at home this season.
- » While Fifth Third Arena was undergoing renovation during the 2017-18 season, UC played its home schedule at BB&T Arena on the campus of Northern Kentucky University where current UC head coach John Brannen was leading the Norse.

BEARCAT POINTS OF PRIDE

- » Cincinnati is one of six schools in the nation to have appeared in the last nine NCAA Tournaments, joining Duke, Gonzaga, Kansas, Michigan State and North Carolina.
- » UC's 33 NCAA Tournament appearances are tied for 12th most in the nation.
- » UC's 1,834 all-time wins are tied with Utah for 12th most in the nation.
- » UC has won 26 or more games in five of the last eight seasons and has won at least 22 games in each of the last nine seasons.
- » Since the 2011-12 academic year, 24 of 27 UC men's basketball seniors have graduated including 15 straight. Redshirt senior Trevon Scott graduated in December 2018.

CINCINNATI TRADITION - BY THE NUMBERS

- » 2 National Titles (1961, 1962)
- » 6 Final Fours (1959-63, 1992)
- » 8 Elite Eights (Last: 1996)
- » 11 Sweet Sixteens (Last: 2012)
- » 33 NCAA Tournament Appearances
- » 23 NCAA Tournament Appearances since 1992
- » 10 NIT Appearances
- » 28 Conference Regular-Season Titles (Last: 2018)
- » 12 Conference Tournament Titles (Last: 2019)
- » 1,834 all-time wins (T12th in nation)
- » 32 All-Americans (Last: Jarron Cumberland [2019])
- » 82 All-Conference Selections (Last: Jarron Cumberland [2019])
- » 57 NBA Draft Picks (Last: Jacob Evans III [2018])
- » 53 members of 1,000-point club
- » Ranked as the No. 10 program in the nation

- by the Associated Press in a 2017 ranking of school's with the most appearance in the AP poll.
- » 431 weeks ranked in AP Top 25
- » 212 weeks ranked in AP Top 10
- » 45 weeks ranked as AP No. 1
- » 2 Members of National Basketball Hall of Fame Jack Twyman & Oscar Robertson
- » 2 Olympic Gold Medalists Robertson (1960) & George Wilson (1964)

OVER THE LAST NINE-PLUS SEASONS

- » Cincinnati is one of six schools in the nation to have appeared in the last nine NCAA Tournaments, joining Duke, Gonzaga, Kansas, Michigan State and North Carolina.
- » UC'S ACHIEVEMENTS THE LAST NINE-PLUS SEASONS:
- » 253-89 overall record (.740 win percentage)
- » 97 wins in AAC play (league best)
- » Won two AAC regular-season titles (2014, 2018) and two AAC tournament championships (2018, 2019).
- » 151-24 home record (.863 win percentage), including a 61-5 mark since the start of 2016-17.
- » Ranked in the AP Top 25 poll for 71 weeks.
- » 24 all-conference awards won by 10 different players.
- » Four former players signing with NBA teams (Troy Caupain, Gary Clark, Jacob Evans III and Sean Kilpatrick).

NCAA DIVISION I WINS - TOP 20 (THRU MAR. 1)

RK	TEAM	WINS
1.	Kentucky	2,317
2.	Kansas	2,300
3.	North Carolina	2,273
4.	Duke	2,199
5.	Temple	1,940
6.	Syracuse	1,920
7.	UCLA	1,909
8.	Notre Dame	1,899
9.	St. John's	1,869
T10.	Indiana	1,853
T10.	BYU	1,853
T12.	Utah	1,834
T12.	Cincinnati	1,834
14.	Arizona	1,831
15.	Purdue	1,818
16.	Western Kentucky	1,815
17.	Illinois	1,810
18.	Texas	1,808
19.	Washington	1,806
20.	Penn	1,804

MOST WINS SINCE THE START OF 2016-17 (THRU MAR. 1)

Rk	Team	16-17	17-18	18-19	19-20	Record (%)
1.	Gonzaga	37-2	32-5	33-4	29-2	131-13 (.910)
2.	Villanova	32-4	36-4	26-10	22-7	116-25 (.823)
3.	Kansas	31-5	31-8	26-10	26-3	114-26 (.814)
T4.	Duke	28-9	29-8	32-6	23-6	112-29 (.794)
T4.	Kentucky	32-6	26-11	30-7	24-5	112-29 (.794)
T6.	Virginia	23-11	31-3	35-3	21-7	110-24 (.821)
T6.	New Mexico St.	28-6	28-6	30-5	24-6	110-23 (.827)
T8.	Cincinnati	30-6	31-5	28-7	18-10	107-28 (.793)
T8.	Michigan	26-12	33-8	30-7	18-11	107-38 (.738)
10.	Vermont	29-6	27-8	27-7	23-7	106-28 (.791)
11.	Nevada	28-7	29-8	29-5	19-11	105-31 (.772)

BEST HOME WIN PERCENTAGE SINCE START OF 2016-17 (THRU MAR. 1)

Team	W-L	Win%
Gonzaga	64-2	.970
Florida State	60-3	.952
South Dakota State	55-3	.948
New Mexico State	60-4	.938
Cincinnati	61-5	.924
Nevada	56-5	.918
Duke	58-6	.906
Purdue	57-7	.891
Texas Tech	63-8	.887

MOST HOME WINS SINCE START OF 2016-17 (THRU MAR. 1)

Team	Wins
Gonzaga	64
Kentucky	64
Louisville	63
Texas Tech	63
Oregon	62
Cincinnati	61
Saint Mary's	61
Florida State	60
Memphis	60
New Mexico State	60
Houston	59
Duke	58
Michigan	58

AAC LEAGUE WINS - SINCE FORMATION (2013-14) (THRU MAR. 1)

Rk	Team (First season in league)	W-L
1.	Cincinnati (2013-14)	97-27
2.	Houston (2013-14)	78-46
3.	Memphis (2013-14)	69-55
4.	SMU (2013-14)	*66-46
5.	Tulsa (2014-15)	66-40
6.	Temple (2013-14)	64-59
7.	UConn (2013-14)	63-60
8.	UCF (2013-14)	53-71
9.	Wichita State (2017-18)	33-18
10.	East Carolina (2014-15)	28-79
11.	USF (2013-14)	28-95
12.	Tulane (2014-15)	21-86
13.	Louisville (2013-14 only)	15-3
14.	Rutgers (2013-14 only)	5-13

* - Vacated 12 wins from 2013-14 season

-2018-19 SEASON REVIEW- TEAM ACCOMPLISHMENTS

- » Earned a 28-7 overall record, finishing second in the league at 14-4.
- » Cincinnati's 89 wins over the past three seasons are tied with Duke and Michigan for third most in the nation behind only Gonzaga (102) and Villanova (94).
- » Won the AAC Tournament for the second consecutive season, marking Cincinnati's first back-to-back conference tournament titles since 1995 (Great Midwest Conference) and 1996 (Conference USA).
- » Climbed into the AP Top 25 poll for five weeks during the season, marking the ninth time in the last 10 seasons the UC program has been ranked during the year.
- » Made ninth consecutive NCAA Tournament appearance – one of six schools along with Duke, Gonzaga, Kansas, Michigan State and North Carolina.
- » Recorded a 16-2 record in the first season back at Fifth Third Arena.
- » Finished the season ranked 29th in the nation in home attendance, averaging 11,256 fans.
- » Posted an 11-2 mark in games decided by five points or less.

NEW LOCATION IN 2019-20

- » Here's a look at where some of the members of the 2018-19 Bearcats are this season...
- » Former Head Coach Mick Cronin - UCLA
- » Former Associate Head Coach Darren Savino - UCLA
- » Former Assistant Coach Antwon Jackson - Virginia Tech
- » Nysier Brooks (Sr., C) - Miami (Fla.)
- » Rashawn Fredericks (Sr., G/F) - UAB
- » LaQuill Hardnett (R-Fr., F) - Buffalo
- » Logan Johnson (So., G) - Saint Mary's (Calif.)
- » Eliel Nsoseme (Jr., F) - Georgia State

-GOBEARCATS.COM-



THE BRANNEN FILE

- » **Hometown:** Alexandria, Ky.
- » **Alma Mater:** Marshall, 1997
- » **Family:** wife, Lisa;
twin daughters, Jaylee and Katelyn

COACHING EXPERIENCE

- » **1999-2000:**
Asst. Coach, Charleston (W.Va.)
- » **2001-2002 to 2002-03:**
Asst. Coach, Eastern Kentucky
- » **2003-04 to 2005-06:**
Asst. Coach, St. Bonaventure
- » **2006-07 to 2008-09:**
Asst. Coach, VCU
- » **2009-10 to 2012-13:**
Asst. Coach, Alabama
- » **2013-14 to 2014-15:**
Assoc. Head Coach, Alabama
- » **2015-16 to 2018-19:**
Head Coach, Northern Kentucky

PLAYING EXPERIENCE

- » **1993-1994 to 1994-95:**
Morehead State
- » **1995-96 to 1996-97:**
Marshall
 - First Team All-Southern Conference as a senior (1997)
 - Led the Southern Conference in scoring as a senior (20.9 points)
 - Scored 1,008 points in two seasons playing for Billy Donovan (1996) and Greg White (1997)

CINCINNATI HEAD COACH JOHN BRANNEN

John Brannen was named the 27th head coach in University of Cincinnati men's basketball history on April 14, 2019.

Brannen had served as Northern Kentucky University's head coach since the 2015-2016 season, taking the Norse to unprecedented success as the school's athletics department underwent reclassification. Since earning active Division I status eligibility prior to the start of the 2016-17 season, the Norse men's basketball program has compiled a 72-30 overall record, making three consecutive postseason appearances (NCAA Tournament [2017, 2019], NIT [2018]), winning back-to-back Horizon League regular-season championships (2018, 2019) and claiming a pair of conference tournament titles (2017, 2019). No other school in the nation has enjoyed NKU's amount of success in its first three years with active status at the Division I level.

Brannen, whose coaching career spans 20 seasons, owns a 100-62 career record as head coach, including a 18-10 mark at Cincinnati. He registered an 81-51 ledger in four seasons at NKU and a 1-1 mark as Alabama's interim head coach at the end of the 2014-15 campaign.

The 2017 Horizon League Coach of the Year, Brannen led the Norse to a 24-11 record in 2016-17, the Horizon League Tournament title and an appearance in the NCAA Tournament in the school's first season of active status eligibility. NKU's win total was an improvement of 15 victories from the previous season, marking the third-best turnaround in the nation behind only UCLA and Minnesota.

Brannen guided NKU to a 22-10 mark, the Horizon League regular-season championship and an NIT appearance in 2017-18. Last season, NKU posted a Division I-era record 26 wins with eight losses, claiming the league regular-season championship and tournament title and its second NCAA Tournament appearance in three years.

Brannen's players earned 10 Horizon League postseason accolades at NKU, highlighted by Drew McDonald receiving league player of the year honors a year ago. NKU finished 2018-19 ranked 11th in the nation in both total assists (592) and assists per game (16.9). The Norse also ranked nationally in field goal shooting percentage (27th at .478), scoring margin (28th at +9.6), assist-to-turnover ratio (32nd at 1.34), three-point shooting defense (34th at .314), rebound margin (43rd at +4.5) and scoring offense (44th at 78.5 points).

Brannen came to NKU after spending six seasons (2010-2015) at Alabama coaching under Anthony Grant, four as an assistant coach and two as the associate head coach. The Crimson Tide made four postseason appearances during his stay. Alabama finished as the runners up at the 2011 NIT, posting a 25-12 overall mark and winning the Southeastern Conference West Division title. The Crimson Tide made an NCAA Tournament appearance the following season and later advanced to the NIT quarterfinals in 2013 and the second round of the NIT in 2015. Brannen served as interim head coach for Alabama's two games in the 2015 NIT. While in Tuscaloosa, Brannen helped sign Alabama's 2011 recruiting class that ranked fifth in the nation according to Rivals.com.

Prior to Alabama, Brannen served as an assistant coach at VCU for three seasons (2007-09) under Anthony Grant, helping lead the Rams to three 20-win campaigns, two NCAA Tournament appearances (2007, 2009) and a showing in the NIT (2008). The 2007 squad posted a 28-7 mark, upsetting Duke in the first round of the NCAA Tournament. Brannen helped recruit Larry Sanders, who later was drafted by Milwaukee as the 15th pick in the 2010 NBA draft and also helped recruit four of VCU's five starters on its 2011 Final Four team.

Brannen also was an assistant coach at St. Bonaventure (2004-06) for three seasons, Eastern Kentucky (2001-2003) for three seasons and Charleston for the 2000 campaign.

A native of nearby Alexandria, Ky., Brannen attended Newport Central Catholic High School. He began his collegiate playing career at Morehead State before transferring to Marshall for his final two seasons, playing for head coaches Billy Donovan (1996) and Greg White (1997).

Brannen was a first team All-Southern Conference selection as a senior at Marshall in 1996-97 when he led the league in scoring, averaging 20.9 points. He scored 1,008 points in two seasons with the Thundering Herd and still ranks among the school's top 25 players in career free throw percentage (.777), career three-pointers made (14th at 135), career three-point shooting percentage (14th at .386), single-season scoring (12th with 605 points in 1996-97) and single-season scoring average (23rd with 20.9 points during 1996-97).

A Rhodes Scholar finalist, Brannen received scholarships from both the NCAA and Southern Conference. He earned a degree in business management from Marshall in 1997. He was inducted into the Marshall University Athletics Hall of Fame in September 2019.

Following his time at Marshall, Brannen played two seasons of professional basketball in Belgium's First Division before beginning his coaching career.

Brannen and his wife Lisa live in Northern Kentucky and are the proud parents of twin daughters, Jaylee and Katelyn.

BRANNEN'S YEARLY COACHING RECORD

SEASON	SCHOOL (CONF.)	POSITION	RECORD/LEAGUE (FINISH)	LEAGUE TOURNAMENT (RECORD)	POSTSEASON (RECORD)
2014-15	Alabama (SEC)	Interim Head Coach	1-1/--	--	NIT Second Round (1-1)
Alabama Totals			1 year	1-1/0-0	.500/.000
SEASON	SCHOOL (CONF.)	POSITION	RECORD/LEAGUE (FINISH)	LEAGUE TOURNAMENT (RECORD)	POSTSEASON (RECORD)
2015-16	Northern Kentucky (Horizon)	Head Coach	9-21/5-13 (8th)	First Round (0-1)	None
2016-17	Northern Kentucky (Horizon)	Head Coach	24-11/12-6 (T-3rd)	Champions (3-0)	NCAA First Round (0-1)
2017-18	Northern Kentucky (Horizon)	Head Coach	22-10/15-3 (1st)	First Round (0-1)	NIT First Round (0-1)
2018-19	Northern Kentucky (Horizon)	Head Coach	26-9/13-5 (T-1st)	Champions (3-0)	NCAA First Round (0-1)
Northern Kentucky Totals			4 years	81-51/45-27	.614/.625
SEASON	SCHOOL (CONF.)	POSITION	RECORD/LEAGUE (FINISH)	LEAGUE TOURNAMENT (RECORD)	POSTSEASON (RECORD)
2019-20	Cincinnati (AAC)	Head Coach	18-10/11-5		.643/.688
Cincinnati Totals			First Year	18-10/11-5	.643/.688
Head Coaching Totals		Fifth Year	100-62/56-32		.617/.636

BRANNEN'S RECORD AGAINST ALL OPPONENTS

SCHOOL	W-L	SCHOOL	W-L	SCHOOL	W-L	SCHOOL	W-L
Alabama A&M	1-0	Eastern Kentucky	1-1	Manhattan	1-0	Southeast Missouri State	2-0
Austin Peay	0-1	Eastern Washington	1-0	UMBC	1-1	SMU	1-0
Berea	1-0	East Tennessee State	1-1	Memphis	1-2	Temple	1-0
Bowling Green	0-1	Fordham	0-0	Miami	0-1	Tennessee	1-0
Brescia	1-0	Grand Canyon	0-0	Miami (Ohio)	2-0	Texas A&M	0-1
UCF	1-2	Green Bay	5-3	Michigan	0-1	Texas Tech	0-1
Cincinnati	0-1	Houston	1-1	Milwaukee	7-3	Tiffin	1-0
Cleveland State	5-4	Illinois	1-1	Morehead State	3-1	Toledo	0-1
Coastal Carolina	1-0	Illinois State	1-0	Nevada	0-0	Tulane	0-1
Colgate	0-1	IU-Kokomo	1-0	Norfolk State	2-0	Tulsa	1-0
Delaware	1-0	IUPUI	3-1	UNC Asheville	1-0	UConn	1-1
Detroit Mercy	8-1	Iona	1-0	North Carolina A&T	0-1	UIC	6-2
Drake	1-0	Iowa	0-1	North Carolina Central	0-1	UNLV	1-0
Earlham	1-0	James Madison	1-0	Northern Illinois	2-0	USF	0-0
East Carolina	2-0	Kentucky	0-1	Oakland	4-5	Valparaiso	2-3
Eastern Illinois	1-1	Louisville	0-1	Ohio State	0-1	Vermont	1-1

Possible 2019-20 opponents in boldface

THE LAST TIME...

TEAM

100 POINTS BY A TEAM

By UC	105 vs. Arkansas-Pine Bluff, 11/27/18
By Opponent	104 by UConn (40T), 3/11/16

90-99 POINTS BY A TEAM

By UC	92 vs. Memphis, 2/13/20
By Opponent	91 by Bowling Green, 11/24/19

30-PLUS POINT WIN

By UC	31 (75-44) vs. Tulsa, 1/8/20
By Opponent	38 (89-51) vs. Notre Dame, 3/10/11

60 PERCENT SHOOTING BY A TEAM

By UC	.641 vs. Arkansas-Pine Bluff, 11/27/18
By Opponent	.674 vs. Pittsburgh, 2/14/09

50 PERCENT SHOOTING BY A TEAM

By UC	.509 at East Carolina, 2/16/20
By Opponent	.534 by Temple, 1/22/20

CINCINNATI PLAYED A RANKED OPPONENT

UC Win	64-62 vs. No. 21 Houston, 2/1/20
UC Loss	55-68 at No. 25 Houston, 3/1/20

SINGLE OVERTIME GAME

UC Win	70-67 at East Carolina, 2/16/20
UC Loss	72-71 (OT) at UConn, 2/9/20

DOUBLE OVERTIME GAME

UC Win	72-70 (2OT) vs. Georgetown, 3/8/12
UC Loss	89-87 (2OT) vs. UCF, 2/19/20

TRIPLE OVERTIME GAME

UC Win	75-73 (7OT*) vs. Bradley, 12/21/81
UC Loss	104-97 (4OT) vs. UConn, 3/11/16

* - NCAA record.

INDIVIDUAL

40 POINTS BY A PLAYER

By UC	41, Steve Logan vs. Southern Mississippi, 2/15/02
By Opponent	40, Trevon Bluiett, Xavier, 1/26/17

30 POINTS BY A PLAYER

By UC	33, Jarron Cumberland, vs. Houston, 3/17/19
By Opponent	31, Corey Davis Jr., vs. Houston, 3/10/19

20 REBOUNDS BY A PLAYER

By UC	21 by Trevon Scott vs. UCF, 2/19/20
By Opponent	four times

15 REBOUNDS BY A PLAYER

By UC	19, Trevon Scott vs. Memphis, 2/13/20
By Opponent	15, Greg Monroe, vs. Georgetown, 3/6/10

TWO PLAYERS WITH 20 OR MORE POINTS IN SAME GAME

By UC	Keith Williams (23), Jaevin Cumberland (21) vs. Vermont, 12/3/19
By Opponent	Daniel Hamilton (32), Jalen Adams (22) vs. UConn, 3/11/16

TWO PLAYERS WITH 10 OR MORE REBOUNDS IN SAME GAME

By UC	Trevon Scott (11), Keith Williams (11) vs. East Carolina, 1/19/20
By Opponent	Ben Moore (11), Sterling Brown (11) vs. SMU, 1/12/17

THREE PLAYERS WITH 10 OR MORE REBOUNDS IN SAME GAME

By UC	Gary Clark (10), Kyle Washington (10) & Troy Caupain (10) at Iowa State, 12/1/16
-------	--

10 ASSISTS BY A PLAYER

By UC	10, Jarron Cumberland at UConn, 2/9/20
By Opponent	10, Chris Howard, at USF, 2/14/09

FIVE STEALS BY A PLAYER

By UC	5, Chris McNeal vs. Iowa, 12/21/19
By Opponent	6, Tony Johnson Jr., vs. UCF, 2/19/20

FIVE BLOCKED SHOTS BY A PLAYER

By UC	5, Chris Vogt vs. Houston, 2/1/2/20
By Opponent	5, Tacko Fall, vs. UCF, 2/21/19

DOUBLE-DOUBLE BY A UC PLAYER

UC Win	Trevon Scott (14 pts, 12 rebs) at East Carolina, 2/16/20
UC Loss	Trevon Scott (17pts, 11 rebs) at No. 25 Houston, 3/1/20

DOUBLE-DOUBLES BY TWO UC PLAYERS

By UC	Trevon Scott (15 pts, 10 rebs) & Nysier Brooks (12 pts, 10 rebs) vs. Milwaukee, 11/16/18
-------	--

DOUBLE-DOUBLES BY THREE UC PLAYERS

By UC	Troy Caupain (37 pts, 10 rebs), Octavius Ellis (13 pts, 10 rebs) & Gary Clark (12 pts, 12 rebs) vs. UConn, 3/11/16
-------	--

TRIPLE-DOUBLE BY A UC PLAYER

By UC	Eric Hicks (22 pts., 12 rebs., 10 blks.) vs. Marquette, 1/7/06
-------	--

UC PLAYER LED TEAM IN POINTS, REBOUNDS & ASSISTS

By UC	Jarron Cumberland (28 pts, 9 rebs, 4 assts) vs. SMU, 1/28/20
-------	--

A PLAYER WON A GAME IN THE FINAL SECONDS

By UC	Jarron Cumberland hits 3-point play with 3.5 seconds left UC wins at Wichita State 80-79, 2/6/20
By Opponent	Roosevelt Jones layup with 0.1 left Butler defeats UC 78-76, 12/2/15

FOUR PLAYERS SCORED IN DOUBLE FIGURES

By UC	Trevon Scott (22), Jarron Cumberland (19), Keith Williams (17), Jaevin Cumberland (12) vs. UCF, 2/19/20
-------	---

FIVE PLAYERS SCORED IN DOUBLE FIGURES

By UC	Keith Williams (17), Trevon Scott (14), Chris Vogt (13) Jarron Cumberland (13), Mika Adams-Woods (10) at East Carolina 2/16/20
-------	--

SIX PLAYERS SCORED IN DOUBLE FIGURES

By UC	Trevon Scott (25), Jarron Cumberland (15), Mika Adams-Woods (14), Keith Williams (11) Jaevin Cumberland (10) vs. Memphis, 2/13/20
-------	---

SEVEN PLAYERS SCORED IN DOUBLE FIGURES

By UC	Kevin Johnson (18), Jacob Evans (17), Justin Jenifer (13), Kyle Washington (12), Jarron Cumberland (11) Troy Caupain (10), Tre Scott (10) vs. Fairleigh Dickinson, 12/17/16
-------	---

EIGHT PLAYERS SCORED IN DOUBLE FIGURES

By UC	Farad Cobb (15), Shaq Thomas (14), Kevin Johnson (14), Coreontae DeBerry (12), Justin Jenifer (11), Quadri Moore (10), Jacob Evans (10), Ocatvius Ellis (10) vs. Robert Morris, 11/15/15
-------	--

THE POLLS

ASSOCIATED PRESS POLL (FEB. 24)

RK.	TEAM (FIRST PLACE VOTES)	
1	Kansas (62)	1598
2	Baylor (2)	1532
3	Gonzaga	1442
4	Dayton	1413
5	San Diego State	1287
6	Florida State	1247
7	Duke	1186
8	Kentucky	1130
9	Maryland	1124
10	Creighton	986
11	Louisville	966
12	Villanova	928
13	Seton Hall	842
14	Oregon	653
15	Auburn	643
16	Penn State	618
17	Brigham Young	598
18	Iowa	489
19	Michigan	329
20	West Virginia	313
21	Colorado	291
22	Texas Tech	226
23	Ohio State	210
24	Michigan State	160
25	Houston	102

OTHERS RECEIVING VOTES:

Arizona State 95; Illinois 82; Arizona 71; Butler 51; Virginia 50; Marquette 41; Stephen F. Austin 29; Louisiana State 24; East Tennessee St. 13; Utah St. 9; Florida 8; Wisconsin 7; Liberty 2; Northern Iowa 2; New Mexico St. 2; UCLA 1.

USA TODAY COACHES POLL (FEB. 24)

RK.	TEAM (FIRST PLACE VOTES)	
1	Kansas (30)	798
2	Baylor (2)	760
3	Dayton	723
4	Gonzaga	704
5	San Diego State	631
6	Florida State	597
7	Duke	579
8	Maryland	553
9	Kentucky	543
10	Louisville	531
11	Creighton	462
12	Villanova	449
13	Seton Hall	423
14	Penn State	318
15	Auburn	316
16	Oregon	276
17	Iowa	264
18	Brigham Young	240
19	West Virginia	194
20	Colorado	155
21	Texas Tech	153
22	Michigan	139
23	Ohio State	132
24	Michigan State	118
24	Arizona	118

OTHERS RECEIVING VOTES:

Houston 58; Butler 48; Arizona State 27; Illinois 25; Marquette 19; Virginia 13; Louisiana State 12; St. Mary's 7; East Tennessee State 6; Wisconsin 3; Stephen F. Austin 3; Northern Iowa 3.

2019-20 AMERICAN ATHLETIC CONFERENCE

2019-20 AMERICAN CONFERENCE STANDINGS (THRU MAR. 1)

TEAM	AAC	PCT.	OVERALL	PCT.
Houston	12-4	.750	22-7	.759
Tulsa	12-4	.750	20-9	.690
Cincinnati	11-5	.688	18-10	.643
Wichita State	10-6	.625	22-7	.759
Memphis	9-7	.563	20-9	.690
SMU	9-7	.563	19-9	.679
UConn	8-8	.500	17-12	.586
Temple	6-10	.375	14-15	.483
USF	6-10	.375	13-16	.448
UCF	5-11	.313	14-14	.500
East Carolina	5-12	.294	11-19	.367
Tulane	4-13	.235	12-17	.414

2019-20 AAC COMPOSITE SCHEDULE

Tuesday, March 3			
Cincinnati at USF*	7 p.m.	ESPN	
Wednesday, March 4			
SMU at UCF*	7 p.m.	ESPN3	
Tulsa at Temple*	7 p.m.	ESPN3	
Thursday, March 5			
Houston at UConn*	7 p.m.	CBSSN	
Wichita State at Memphis*	9 p.m.	ESPN/ESPN2	
Saturday, March 7			
SMU at USF*	7 p.m.	ESPN3	
Temple at Cincinnati*	8 p.m.	CBSSN	
Sunday, March 8			
Memphis at Houston*	Noon	CBS	
ECU at UCF*	2 p.m.	ESPN	
UConn at Tulane*	4 p.m.	ESPN	
Tulsa at Wichita State*	4 p.m.	CBSSN	

CINCINNATI IN THE AMERICAN 2019-20 TEAM STATISTICS - ALL GAMES (THRU MAR. 1)

CATEGORY	[*NATIONAL] LEAGUE RANK (STAT)
Scoring.....	2nd (72.8)
Scoring Defense.....	7th (67.3)
Scoring Margin.....	5th (+5.5)
Free Throw Pct.	10th (.678)
Field Goal Pct.	4th (.444)
Field Goal Pct. Defense.....	4th (.398)
3-Pt Field Goal Pct.	9th (.316)
3-Pt Field Goal Pct. Defense.....	7th (.326)
Rebounding Offense.....	4th (38.1)
Rebounding Defense.....	5th (34.1)
Rebounding Margin.....	4th (+3.9)
Blocked Shots.....	4th (4.8)
Assists.....	2nd (14.8)
Steals.....	9th (6.6)
Turnover Margin.....	11th (-0.57)
Assist-to-Turnover Ratio.....	6th (1.0)
Offensive Rebounds.....	6th (11.0)
Defensive Rebounds.....	4th (27.0)
3-Pt Field Goals Made.....	8th (6.6)

2019-20 INDIVIDUAL STATISTICS

PLAYER	[*NATIONAL] LEAGUE RANK (STAT)
Scoring	
Jarron Cumberland.....	6th (15.3)
Keith Williams.....	19th (12.1)
Chris Vogt.....	22nd (11.4)
Trevon Scott.....	23rd (11.3)

Rebounding	
Trevon Scott.....	1st (10.5)
Chris Vogt.....	16th (6.1)

Field Goal Percentage	
Chris Vogt.....	1st (.647)
Trevon Scott.....	6th (.496)
Keith Williams.....	15th (.418)

Assists	
Jarron Cumberland.....	2nd (4.8)

Free Throw Percentage	
Keith Williams.....	8th (.792)

Steals	
Trevon Scott.....	9th (1.6)

3-Point Field Goals Percentage	
Jaevin Cumberland.....	15th (.349)

3-Point Field Goals Made	
Jaevin Cumberland.....	1st (2.2)

Blocked Shots	
Chris Vogt.....	4th (1.6)
Keith Williams.....	11th (0.9)
Trevon Scott.....	112th (0.9)

Assist-to-Turnover Ratio	
Jarron Cumberland.....	10th (1.3)

Offensive Rebounds	
Trevon Scott.....	3rd (2.9)
Chris Vogt.....	7th (2.6)

Defensive Rebounds	
Trevon Scott.....	1st (7.6)

Minutes Played	
Trevon Scott.....	7th (33.5)
Jarron Cumberland.....	10th (32.3)
Chris Vogt.....	119th (29.2)
Keith Williams.....	23rd (28.7)

*National rankings are in brackets. (Statistics through Mar. 1)

CINCINNATI'S WEEKLY RANKINGS

ASSOCIATED PRESS	WEEK	USA TODAY
RV	Preseason	--
--	Nov. 11	No poll
--	Nov. 18	RV
RV	Nov. 25	RV
--	Dec. 2	--
--	Dec. 9	--
--	Dec. 16	--
--	Dec. 23	--
--	Dec. 30	--
--	Jan. 6	--
--	Jan. 13	--
--	Jan. 20	--
--	Jan. 27	--
--	Feb. 3	--
RV	Feb. 10	RV
RV	Feb. 17	RV
--	Feb. 24	--

UC'S RECORD WHEN

	2019-20
Home games	12-2
Away games	4-6
Neutral site games	2-2
Conference games	11-5
vs. Top 25 teams	2-3
Overtime games	4-3
Lead at halftime	13-4
Trail at halftime	6-5
Tied at halftime	0-0
Lead with 10:00 left	13-2
Trail with 10:00 left	5-7
Tied with 10:00 left	0-1
Lead with 5:00 left	15-3
Trail with 5:00 left	3-6
Tied with 5:00 left	0-1
Lead with 2:00 left	15-2
Trail with 2:00 left	2-7
Tied with 2:00 left	1-1
Shoot better FG%	16-2
Shoot worse FG%	1-8
Shoot 50%-plus	8-0
Shoot below 50%	10-10
Opp. shoots 50%-plus	1-0
Opp. shoots below 50%	17-10
Opp. shoots below 40%	10-2
Make 7 or fewer 3FGs	12-8
Make 8 or more 3FGs	6-2
Shoot more FTs than opp.	12-4
Out-rebound opp.	13-5
Opp. out-rebounds UC	3-5
Same number of rebounds	2-0
Commit fewer TOs	7-3
Commit the same/more TOs	10-7
Commit 12 or less TOs	7-1
Outscore opp. bench	10-4
1-3 point games	5-3
4-5 point games	1-1
6-10 point games	4-4
11-19 point games	3-2
20-plus point games	5-0
Score 59 or fewer pts	0-3
Score 60-69 pts	6-2
Score 70 or more pts	5-4
Score 80 or more pts	7-2
Hold opp. to 50 or fewer pts	2-0
Hold opp. to 51-60 pts	5-2
Hold opp. to 61-70 pts	6-3
Opp. scores 70-plus pts	3-5
Opp. scores 80-plus pts	2-2
November	5-2
December	2-3
January	6-2
February	5-2
March	0-1
Monday	2-0
Tuesday	2-0
Wednesday	4-2
Thursday	3-1
Friday	1-0
Saturday	3-4
Sunday	3-3

BEARCATS STARTING LINEUPS

OPPONENT	UC STARTERS
Thomas More (EXH.)	McNeal, Jar. Cumberland, Williams, Scott, Vogt
at Ohio State	McNeal, Jar. Cumberland, Williams, Scott, Vogt
Drake	McNeal, Jar. Cumberland, Williams, Scott, Vogt
Alabama A&M	McNeal, Jar. Cumberland, Williams, Scott, Vogt
vs. Illinois State	McNeal, Jar. Cumberland, Williams, Scott, Vogt
vs. Bowling Green	McNeal, Jar. Cumberland, Williams, Scott, Vogt
vs. Valparaiso	McNeal, Jar. Cumberland, Williams, Scott, Vogt
UNLV	McNeal, Jar. Cumberland, Williams, Scott, Vogt
Vermont	McNeal, Jar. Cumberland, Williams, Scott, Vogt
at Xavier	McNeal, Jar. Cumberland, Williams, Scott, Vogt
Colgate	McNeal, Jar. Cumberland, Williams, Scott, Vogt
Tennessee	Adams-Woods, Jar. Cumberland, Williams, Scott, Vogt
vs. Iowa	Adams-Woods, Jar. Cumberland, Williams, Scott, Vogt
UConn	Adams-Woods, Jar. Cumberland, Williams, Scott, Vogt
at Tulane	Adams-Woods, Jar. Cumberland, Williams, Scott, Vogt
Tulsa	Adams-Woods, Jar. Cumberland, Williams, Scott, Vogt
at UCF	Adams-Woods, Jar. Cumberland, Williams, Scott, Vogt
at Memphis	Adams-Woods, Jar. Cumberland, Williams, Scott, Vogt
ECU	Adams-Woods, Jar. Cumberland, Williams, Scott, Vogt
at Temple	Adams-Woods, Jar. Cumberland, Williams, Scott, Vogt
SMU	Adams-Woods, Jar. Cumberland, Williams, Scott, Vogt
Houston	Adams-Woods, Jar. Cumberland, Williams, Scott, Vogt
at Wichita State	Adams-Woods, Jar. Cumberland, Williams, Scott, Vogt
at UConn	Adams-Woods, Jar. Cumberland, Williams, Scott, Vogt
Memphis	Adams-Woods, Jar. Cumberland, Williams, Scott, Vogt
at ECU	Adams-Woods, Jar. Cumberland, Williams, Scott, Vogt
UCF	Adams-Woods, Jar. Cumberland, Williams, Scott, Vogt
Wichita State	Adams-Woods, Jar. Cumberland, Williams, Scott, Vogt
at Houston	Adams-Woods, Jar. Cumberland, Williams, Scott, Vogt
at USF	
Temple	

RECORD BY STARTING LINEUPS

UC STARTERS	RECORD
McNeal, Jar. Cumberland, Williams, Scott, Vogt	4-4
McNeal, Jar. Cumberland, Williams, Scott, Vogt	2-0
Adams-Woods, Jar. Cumberland, Williams, Scott, Vogt	12-6

PLAYERS IN DOUBLE FIGURES

# OF PLAYERS	0	1	2	3	4	5	6	7
TIMES THIS SEASON	0	1	3	9	10	4	1	0

LEADS & DEFICITS

LARGEST LEAD OF SEASON - 36 pts (3:38, 2nd half vs. Tulsa [1/8/20])
LARGEST LEAD LOST IN DEFEAT - 13 pts (0:45, 1st half vs. Bowling Green [11/24/19])
LARGEST DEFICIT OF SEASON - 17 pts (2:02, 2nd half at Houston [3/1/20])
LARGEST DEFICIT OVERCOME IN VICTORY - 15 pts (13:01, 2nd half vs. Houston [2/1/20])

OVERTIME RECORDS

UC'S OVERALL RECORD	62-58
1 OT Games	53-46
2 OT Games	8-9
3 OT Games	0-1
4 OT Games	0-2
7 OT Games	1-0

RECORDS IN OVERTIME GAMES		
Home	31-18	.633
Schmidlapp Gym	3-4	.429
Schmidt Fieldhouse	0-1	.000
Music Hall	0-1	.000
Armory Fieldhouse	5-4	.556
Cincinnati Gardens	3-2	.600
U.S. Bank Arena	3-1	.750
Fifth Third Arena	16-5	.762
Away	19-31	.380
Neutral	12-9	.571

- Current Streak:** Lost 1
- Longest Winning Streak:** 5 (Tay Baker - 1966-67)
- Longest Losing Streak:** 4 (Bob Ruess, 1943 - John Weithe, 1950)
- Cincinnati's seven overtime games this season are a school record (previous record was six during the 1966-67 season), AAC record and are one shy of the NCAA record of eight overtime games set by Western Kentucky (1978), Portland (1984) and Valparaiso (1993).
 - Cincinnati's four consecutive overtime games from Feb. 9 through Feb. 19 this season tied the NCAA record set by Jacksonville (1982), Illinois State (1985) and Dayton (1988).
 - On Dec. 21, 1981 UC & Bradley played an NCAA-record 70T game (UC won, 75-73)
 - Cincinnati has been involved in two of the five NCAA tournament championship games to go into overtime. The Bearcats defeated Ohio State, 70-65, in 1961, but lost to Loyola (Ill.), 60-58, in 1963.
 - In 1966-67, Cincinnati played six overtime games, winning five. The Bearcats were 5-0 at home in overtime games that season, an NCAA record.

UC COACHES IN OVERTIME GAMES			
COACH (YEARS)	NO.	RECORD	PCT.
John Brannen (2019-Present)	7	4-3	.571
Mick Cronin (2006-2019)	27	15-12	.556
Bob Huggins (1989-2005)	25	14-11	.560
Tay Baker (1965-72)	9	7-2	.778
Ed Jucker (1960-65)	9	4-5	.444
Ed Badger (1978-83)	8	3-5	.375
Tony Yates (1983-89)	7	2-5	.286
John Wiethe (1946-52)	5	1-4	.200
George Smith (1952-60)	4	3-1	.750
Gale Catlett (1972-78)	4	2-2	.500
Frank Rice (1928-32)	4	1-3	.250
Boyd Chambers (1918-28)	3	3-0	1.000
Clark Ballard (1939-42)	2	2-0	1.000
Andy Kennedy (2005-06)	2	1-1	.250
Tay Brown (1933-37)	2	0-2	.000
John Halliday (1932-33)	1	0-1	.000
Bob Ruess (1942-44)	1	0-1	.000

SPECIALTY STATISTICS

OPPONENT	RESULT	OFF TO	IN PAINT	2ND CHANCE	FAST BREAK	BENCH
at No. 18 Ohio State		15	28	8	4	21
Cincinnati	L, 56-64	11	24	13	3	13
Drake		18	28	7	12	19
at Cincinnati	W, 81-59	20	38	10	12	33
Alabama A&M		12	24	8	12	17
at Cincinnati	W, 85-53	14	38	10	13	25
vs. Illinois State		19	30	9	8	32
Cincinnati	W, 66-65	18	40	13	8	2
vs. Bowling Green		11	40	12	4	19
Cincinnati	L, 84-91 [OT]	6	29	15	12	34
vs. Valparaiso		34	34	13	12	18
Cincinnati	W, 81-77 [OT]	22	46	11	4	18
UNLV		13	20	15	6	5
at Cincinnati	W, 72-65 [OT]	21	34	9	13	20
Vermont		14	18	10	6	14
at Cincinnati	W, 82-73	20	24	14	7	27
at Xavier		21	40	9	8	26
Cincinnati	L, 66-73	8	32	11	16	26
Colgate		24	30	15	6	8
at Cincinnati	L, 66-67	9	36	15	4	21
No. 21 Tennessee		18	30	8	13	8
at Cincinnati	W, 78-66	15	46	5	10	20
vs. Iowa		10	20	13	10	25
Cincinnati	L, 70-77	22	38	7	14	17
UConn		14	26	10	15	26
at Cincinnati	W, 67-51	8	42	9	9	15
at Tulane		20	26	12	5	11
Cincinnati	L, 71-76	6	36	12	12	17
Tulsa		11	34	10	8	16
at Cincinnati	W, 75-44	11	36	17	16	22
at UCF		8	26	7	4	4
Cincinnati	W, 68-54	24	34	11	7	16
at Memphis		19	22	6	7	10
Cincinnati	L, 49-60	14	24	9	10	3
ECU		5	24	9	8	16
at Cincinnati	W, 82-57	24	44	13	13	35
at Temple		16	32	7	14	6
Cincinnati	W, 89-82	11	34	8	30	20
SMU		14	10	5	13	20
at Cincinnati	W, 65-43	10	32	5	12	12
Houston		13	14	14	12	16
at Cincinnati	W, 64-62	12	30	6	12	7
at Wichita State		17	42	20	5	14
Cincinnati	W, 80-79	12	42	6	6	14
at UConn		11	32	18	15	19
Cincinnati	L, 71-72 [OT]	23	30	9	17	11
Memphis		14	38	8	14	23
at Cincinnati	W, 92-86 [OT]	12	34	10	17	22
at ECU		26	30	5	16	23
Cincinnati	W, 70-67 [OT]	21	40	8	11	3
UCF		20	46	16	17	41
at Cincinnati	L, 87-89 [2OT]	12	36	16	28	18
Wichita State		14	22	4	10	24
at Cincinnati	W, 67-64	16	24	10	16	26
at Houston		20	18	13	9	23
Cincinnati	L, 55-68	16	14	2	16	10
at USF						
at Cincinnati						
Temple						
at Cincinnati						
TOTALS		OFF TO	IN PAINT	2ND CHANCE	FAST BREAK	BENCH
CINCINNATI		418	957	286	348	507
AVERAGE		14.9	34.2	10.2	12.4	18.1
OPPONENTS		451	774	287	273	492
AVERAGE		16.1	27.6	10.2	9.8	17.6

CINCINNATI RADIO-TV CHART



0

CHRIS McNEAL
G • 6-1 • 190 • GR-TR
Jackson, Tenn.



1

JEREMIAH DAVENPORT
G • 6-7 • 205 • FR-HS
Cincinnati, Ohio



2

KEITH WILLIAMS
G • 6-5 • 215 • JR-2L
Brooklyn, N.Y.



3

MIKA ADAMS-WOODS
G • 6-3 • 185 • FR-HS
Syracuse, N.Y.



13

TREVON SCOTT
F • 6-8 • 225 • R-SR-3L
Townsend, Ga.



20

MAMOUDOU DIARRA
F • 6-9 • 220 • R-SO-1L
Bamako, Mali



21

JAEVIN CUMBERLAND
G • 6-3 • 185 • GR-TR
Wilmington, Ohio



23

ZACH HARVEY
G • 6-5 • 195 • FR-HS
Topeka, Kan.




24

PRINCE TOYAMBI
F • 6-7 • 225 • R-FR-HS
Kinshasa, Congo



31

SAM MARTIN
G • 5-10 • 170 • JR-2L
Cincinnati, Ohio



32

JOHN KOZ
G • 6-1 • 200 • SR-3L
Cleveland, Ohio




33

CHRIS VOGT
C • 7-1 • 260 • JR-TR
Mayfield, Ky.



34

JARRON CUMBERLAND
G • 6-5 • 210 • SR-3L
Wilmington, Ohio



44

ADAM COOK
F • 6-6 • 180 • JR-HS
Marysville, Ohio



45

ROB BANKS
F • 6-5 • 200 • FR-HS
Binfield, England



JOHN BRANNEN
HEAD COACH
First Season



JAYSON GEE
ASSISTANT COACH
First Season



SEAN DWYER
ASSISTANT COACH
First Season



TIM MORRIS
ASSISTANT COACH
First Season

CINCINNATI PLAYER SEASON & CAREER HIGHS

#0 - CHRIS McNEAL

2019-20 Season	Career	
17 vs. Bowling Green, 11/24/19	Pts	29 vs. Tennessee Tech, 11/21/17#
12 at Ohio State, 11/6/19	FG Atts	16, 2x (last vs. TCU, 11/24/17)#
5 vs. Drake, 11/11/19	FG Made	8, 3x (last at Utah State, 1/31/18)#
7 vs. Iowa, 12/21/19	3PT-FG Atts	11 vs. Tennessee Tech, 11/21/17#
1, 4x (last vs. Iowa, 12/21/19)	3PT-FG Made	7 vs. Tennessee Tech, 11/21/17#
21 vs. Bowling Green, 11/24/19	FT Atts	21 vs. Bowling Green, 11/24/19
10 vs. Bowling Green, 11/24/19	FT Made	10, 2x (last 10 vs. Bowling Green, 11/24/19)
7 vs. Bowling Green, 11/24/19	Rebs	7, 5x (last vs. Bowling Green, 11/24/19)
4, 4x (last vs. Iowa, 12/21/19)	Assts	10 vs. Northern New Mexico, 11/11/17#
5 vs. Iowa, 12/21/19	Stls	5 vs. Iowa, 12/21/19
1, 2x (last vs. Colgate, 12/14/19)	Blks	1, 3x (last vs. Colgate, 12/14/19)
38 vs. Bowling Green, 11/24/19	Mins	38 vs. Bowling Green, 11/24/19

- Statistics from playing career at New Mexico

#1 - JEREMIAH DAVENPORT

2019-20 Season	Career	
8 vs. Memphis, 2/13/20	Pts	8 vs. Memphis, 2/13/20
7 vs. Memphis, 2/13/20	FG Atts	7 vs. Memphis, 2/13/20
3 vs. Memphis, 2/13/20	FG Made	3 vs. Memphis, 2/13/20
4 vs. Memphis, 2/13/20	3PT-FG Atts	4 vs. Memphis, 2/13/20
1, 2x (last at Tulane, 1/4/20)	3PT-FG Made	1, 2x (last at Tulane, 1/4/20)
6 vs. Bowling Green, 11/24/19	FT Atts	6 vs. Bowling Green, 11/24/19
5 vs. Bowling Green, 11/24/19	FT Made	5 vs. Bowling Green, 11/24/19
6 vs. Bowling Green, 11/24/19	Rebs	6 vs. Bowling Green, 11/24/19
1, 2x (last vs. Memphis, 2/13/20)	Assts	1, 2x (last vs. Memphis, 2/13/20)
1, 6x (last vs. UCF, 2/19/20)	Stls	1, 6x (last vs. UCF, 2/19/20)
0	Blks	0
16 vs. Bowling Green, 11/24/19	Mins	16 vs. Bowling Green, 11/24/19

#2 - KEITH WILLIAMS

2019-20 Season	Career	
23 vs. Vermont, 12/3/19	Pts	23 vs. Vermont, 12/3/19
15, 2x (last at UConn, 2/9/20)	FG Atts	15, 2x (last at UConn, 2/9/20)
7 at ECU, 2/16/20	FG Made	8 vs. UCLA, 12/19/18
5, 2x (last at ECU, 2/16/20)	3PT-FG Atts	5, 4x (last at ECU, 2/16/20)
4 vs. Vermont, 12/3/19	3PT-FG Made	4 vs. Vermont, 12/3/19
10 vs. UCF, 2/19/20	FT Atts	10, 2x (last vs. UCF, 2/19/20)
9 vs. UCF, 2/19/20	FT Made	9, 2x (last vs. UCF, 2/19/20)
11 vs. ECU, 1/19/20	Rebs	11 vs. ECU, 1/19/20
5, 2x (last at ECU, 2/16/20)	Assts	5, 3x (last at ECU, 2/16/20)
4 vs. Colgate, 12/14/19	Stls	4, 3x (vs. Colgate, 12/14/19)
3, 2x (last at UConn, 2/9/20)	Blks	3, 3x (last at UConn, 2/9/20)
46 vs. UCF, 2/19/20	Mins	46 vs. UCF, 2/19/20

#3 - MIKA ADAMS-WOODS

2019-20 Season	Career	
14 vs. Memphis, 2/13/20	Pts	14 vs. Memphis, 2/13/20
10 vs. Memphis, 2/13/20	FG Atts	10 vs. Memphis, 2/13/20
4, 5x (last at ECU, 2/16/20)	FG Made	4, 5x (last at ECU, 2/16/20)
7 vs. Memphis, 2/13/20	3PT-FG Atts	7 vs. Memphis, 2/13/20
3 vs. Memphis, 2/13/20	3PT-FG Made	3 vs. Memphis, 2/13/20
4, 4x (last at Houston, 3/1/20)	FT Atts	4, 4x (last at Houston, 3/1/20)
4, 2x (last vs. Tennessee, 12/18/19)	FT Made	4, 2x (last vs. Tennessee, 12/18/19)
6 at ECU, 2/16/20	Rebs	6 at ECU, 2/16/20
5, 2x (last at UCF, 1/11/20)	Assts	5, 2x (last at UCF, 1/11/20)
2, 6x (last at Houston, 3/1/20)	Stls	2, 6x (last at Houston, 3/1/20)
2 vs. SMU, 1/28/20	Blks	2 vs. SMU, 1/28/20
40 at ECU, 2/16/20	Mins	40 at ECU, 2/16/20

#13 - TREVON SCOTT

2019-20 SEASON	CAREER	
25, 2x (last vs. Memphis, 2/9/20)	Pts	25, 2x (last vs. Memphis, 2/9/20)
20 vs. UCF, 2/19/20	FG Atts	20 vs. UCF, 2/19/20
10 at UConn, 2/9/20	FG Made	10 at UConn, 2/9/20
6 at UConn, 2/9/20	3PT-FG Atts	6 at UConn, 2/9/20
3 vs. Memphis, 2/9/20	3PT-FG Made	3 vs. Memphis, 2/9/20
10 vs. Memphis, 2/9/20	FT Atts	13 vs. NKU, 12/4/18
6, 3x (last at Houston, 3/1/20)	FT Made	12 vs. NKU, 12/4/18
21 vs. UCF, 2/19/20	Rebs	21 vs. UCF, 2/19/20
8 at Tulane, 1/4/20	Assts	8 at Tulane, 1/4/20
4, 3x (last at UConn, 2/9/20)	Stls	5 vs. USF, 1/29/17
3 at Xavier, 12/7/19	Blks	5 vs. Lipscomb, 11/26/16
48 vs. UCF, 2/19/20	Mins	48 vs. UCF, 2/19/20

#20 - MAMOUDOU DIARRA

2019-20 SEASON	CAREER	
7 vs. ECU, 1/19/20	Pts	9, 2x (last vs. Ark.-Pine Bluff, 11/27/18)
4, 2x (last at UConn, 2/9/20)	FG Atts	6, 3x (last vs. SC State, 12/22/18)
3 vs. ECU, 1/19/20	FG Made	4 vs. Arkansas-Pine Bluff, 11/27/18
1, 4x (last at Houston, 3/1/20)	3PT-FG Atts	1, 4x (last at Houston, 3/1/20)
1, 4x (last at Houston, 3/1/20)	3PT-FG Made	1, 6x (last at Houston, 3/1/20)
4 at Tulane, 1/4/20	FT Atts	4, 3x (last 4 at Tulane, 1/4/20)
4 at Tulane, 1/4/20	FT Made	4 at Tulane, 1/4/20
9 vs. Alabama A&M, 11/14/19	Rebs	9 vs. Alabama A&M, 11/14/19
1, 6x (last vs. Wichita State, 2/23/20)	Assts	1, 12x (last vs. Wichita State, 2/23/20)
1, 7x (last vs. Wichita State, 2/23/20)	Stls	2 at UCF, 3/7/19
2 vs. ECU, 1/19/20	Blks	2, 3x (last vs. ECU, 1/19/20)
20 at Wichita State, 2/6/20	Mins	20 at Wichita State, 2/6/20

#21 - JAEVIN CUMBERLAND

2019-20 Season	Career	
21, 2x (last vs. Vermont, 12/3/19)	Pts	31 vs. Oral Roberts, 11/24/18#
15 vs. Bowling Green, 11/24/19	FG Atts	21 vs. Youngstown State, 3/6/18#
6, 3x (last vs. Tulsa, 1/8/20)	FG Made	8, 4x (last vs. NKU, 3/11/19)#
14 vs. Bowling Green, 11/24/19	3PT-FG Atts	15 vs. Youngstown State, 1/31/19#
6 vs. Bowling Green, 11/24/19	3PT-FG Made	7, 2x (last vs. NKU, 3/11/19)#
10 at Xavier, 12/7/19	FT Atts	15 vs. Oral Roberts, 11/24/18#
8 at Xavier, 12/7/19	FT Made	15 vs. Oral Roberts, 11/24/18#
3, 6x (last vs. Wichita State, 2/23/20)	Rebs	8 vs. Defiance, 11/19/18#
6 vs. Alabama A&M, 11/14/19	Assts	9 vs. Defiance, 11/19/18#
5 vs. Alabama A&M, 11/14/19	Stls	5 vs. Alabama A&M, 11/14/19
1, 2x (last vs. Tulsa, 1/8/20)	Blks	2 vs. Milwaukee, 1/10/19#
34, 2x (last vs. UCF, 2/19/20)	Mins	40, 6x (last vs. NKU, 3/11/19)#

- Statistics from playing career at Oakland

#23 - ZACH HARVEY

2019-20 Season	Career	
8 vs. Wichita State, 2/23/20	Pts	8 vs. Wichita State, 2/23/20
6 vs. Memphis, 2/13/20	FG Atts	6 vs. Memphis, 2/13/20
3 vs. Wichita State, 2/23/20	FG Made	3 vs. Wichita State, 2/23/20
3 vs. Memphis, 2/13/20	3PT-FG Atts	3 vs. Memphis, 2/13/20
1, 3x (last vs. Wichita State, 2/23/20)	3PT-FG Made	1, 3x (last vs. Wichita State, 2/23/20)
4, 3x (last vs. ECU, 1/19/20)	FT Atts	4, 3x (last vs. ECU, 1/19/20)
3, 2x (last vs. ECU, 1/19/20)	FT Made	3, 2x (last vs. ECU, 1/19/20)
5 vs. Wichita State, 2/23/20	Rebs	5 vs. Wichita State, 2/23/20
4, 2x (last vs. ECU, 1/19/20)	Assts	4, 2x (last vs. ECU, 1/19/20)
2 vs. Wichita State, 2/23/20	Stls	2 vs. Wichita State, 2/23/20
2 vs. Vermont, 12/3/19	Blks	2 vs. Vermont, 12/3/19
27 vs. Valparaiso, 11/25/19	Mins	27 vs. Valparaiso, 11/25/19

#33 - CHRIS VOGT

2019-20 Season	Career	
21, 2x (last at Tulane, 1/4/20)	Pts	21, 2x (last at Tulane, 1/4/20)
11, 2x (last at Tulane, 1/4/20)	FG Atts	13 vs. Green Bay, 1/24/19#
9, 2x (last at Tulane, 1/4/20)	FG Made	9, 3x (last at Tulane, 1/4/20)
0	3PT-FG Atts	0
0	3PT-FG Made	0
9 at Temple, 1/22/20	FT Atts	9, 2x (last at Temple, 1/22/20)
8 at Temple, 1/22/20	FT Made	8 at Temple, 1/22/20
13 vs. Illinois State, 11/22/19	Rebs	14 vs. Green Bay, 1/24/19#
2, 4x (last vs. ECU, 1/19/20)	Assts	3 vs. Green Bay, 1/24/19#
3 at Wichita State, 2/6/20	Stls	3 at Wichita State, 2/6/20
5 vs. Houston, 2/1/20	Blks	5 vs. Houston, 2/1/20
41 at UConn, 2/9/20	Mins	41 at UConn, 2/9/20

#- Statistics from playing career at Northern Kentucky

#34 - JARRON CUMBERLAND

2019-20 Season	Career	
28 vs. SMU, 1/28/20	Pts	34 vs. USF, 1/15/19
20 vs. UCF, 2/19/20	FG Atts	25 at Houston, 2/10/19
9, 3x (last vs. UCF, 2/19/20)	FG Made	11, 2x (last vs. Houston, 3/17/19)
9 vs. UCF, 2/19/20	3PT-FG Atts	11 vs. Georgia State, 3/16/18
4, 2x (last vs. SMU, 1/28/20)	3PT-FG Made	6, 2x (last vs. Wichita State, 2/17/19)
22 vs. Wichita State, 2/23/20	FT Atts	22 vs. Wichita State, 2/23/20
16 vs. Wichita State, 2/23/20	FT Made	16 vs. Wichita State, 2/23/20
9 vs. SMU, 1/28/20	Rebs	11 vs. Georgia State, 3/16/18
10 at UConn, 2/9/20	Assts	10 at UConn, 2/9/20
3 at Temple, 1/22/20	Stls	5 vs. SMU, 3/12/17
3, 2x (last vs. UCF, 2/19/20)	Blks	3, 3x (last vs. UCF, 2/19/20)
41 at UConn, 2/9/20	Mins	42 vs. UConn, 1/12/19



#0 CHRIS MCNEAL

GUARD • 6-1 • 190 • GRADUATE • TR • JACKSON, TENN. (SOUTH SIDE HS/TENNESSEE TECH)

MOMENTS

- » Scored a career-high 29 points against Tennessee Tech (11/21/17) with seven three-pointers while at New Mexico.
- » Posted a double-double with 24 points and 10 assists vs. Northern New Mexico (11/11/17) while at New Mexico.
- » Set the freshman record for assists (134) during 2015-16 season at Western Kentucky.

2019-20 Season (Grad Transfer): Posted nine points with four assists and a career-high five steals vs. Iowa (12/21) ... tallied 17 points with seven rebounds and four assists against Bowling Green (11/24) ... posted 12 points, four assists and three steals vs. Drake (11/11) ... scored 10 points and recorded a career-high four steals at No. 18 Ohio State (11/6) ... tallied a game-high 15 points with a trio of threes and three steals against Thomas More (10/31).

Prior to Cincinnati: Graduate transfer who sat out the 2018-19 season at Tennessee Tech after transferring from New Mexico ... saw action in all 34 games with 19 starts for the Lobos during the 2017-18 season, averaging 9.5 points and 2.7 assists in 24.4 minutes ... finished second on the team in assists (93) and third in three-pointers (56) ... posted a trio of 20-point games, including a career-best 29 points with seven three-pointers against Tennessee Tech on Nov. 21, 2017 ... recorded a double-double with 24 points and 10 assists against Northern New Mexico on Nov. 11, 2017 ... averaged 13.1 points and 5.3 assists while making 83 three-pointers in 2016-17 at Indian Hills Community College in Ottumwa, Iowa ... named a junior college honorable mention All-American in 2016-17, helping guide the Warriors to a 29-5 record, Region XI regular season and postseason titles, a district title game appearance and appearance in the national tournament ... scored 30 points on 11-of-23 shooting against Southwestern Community College on Jan. 7, 2017 ... started college career started at Western Kentucky where he played in all 34 games during his freshman season, averaging 5.6 points, 4.0 rebounds and 3.9 assists in 28.0 minutes ... his 134 assists were the most by a freshman in school history ... tabbed a two-time all-state selection and finalist for the 2015 Tennessee Class AA Mr. Basketball award for while averaging 23 points, eight assists, seven rebounds and four steals as a senior at South Side High School ... helped lead his team to the 2014 state championship while finishing his career with more than 1,800 points, 500 assists, 300 rebounds and 200 steals.

Personal: Born May 16, 1997 in Fort Oglethorpe, Ga. ... son of Elverna Cain ... has one brother, Jauwon Cain ... right-handed.

SEASON & CAREER STATISTICS

2019-20 Season		Career
17 vs. Bowling Green, 11/24/19	Pts	29 vs. Tennessee Tech, 11/21/17#
12 at Ohio State, 11/6/19	FG Atts	16, 2x (last vs. TCU, 11/24/17)#
5 vs. Drake, 11/11/19	FG Made	8, 3x (last at Utah State, 1/31/18)#
7 vs. Iowa, 12/21/19	3PT-FG Atts	11 vs. Tennessee Tech, 11/21/17#
1, 4x (last vs. Iowa, 12/21/19)	3PT-FG Made	7 vs. Tennessee Tech, 11/21/17#
21 vs. Bowling Green, 11/24/19	FT Atts	21 vs. Bowling Green, 11/24/19
10 vs. Bowling Green, 11/24/19	FT Made	10, 2x (last 10 vs. Bowling Green, 11/24/19)
7 vs. Bowling Green, 11/24/19	Rebs	7, 5x (last vs. Bowling Green, 11/24/19)
4, 4x (last vs. Iowa, 12/21/19)	Assts	10 vs. Northern New Mexico, 11/11/17#
5 vs. Iowa, 12/21/19	Stls	5 vs. Iowa, 12/21/19
1, 2x (last vs. Colgate, 12/14/19)	Blks	1, 3x (last vs. Colgate, 12/14/19)
38 vs. Bowling Green, 11/24/19	Mins	38 vs. Bowling Green, 11/24/19

- Statistics from playing career at New Mexico

MISCELLANEOUS STATISTICS

CATEGORY	2015-16	2017-18	2019-20	CAREER
Double-Figure Scoring Games	5	15	3	23
Double-Figure Rebounding Games	0	0	0	0
Double-Double Games	0	1	0	1
20-Point Scoring Games	0	3	0	3
Games Led Team in Scoring	1	3	0	4
Games Led Team in Rebounding	3	0	0	3
Games Led Team in Assists	21	7	3	31
Games With 3+ Assists	24	15	7	46
Games With 3+ Blocks	0	0	0	0
Games With 3+ Steals	2	1	3	6
Games With 3+ 3-Pointers	2	5	0	7

CAREER STATISTICS

			Total		3-Point		F-Throws		Rebounds										Scoring	
Season	gp-gs	min/avg	fg-fga	pct	fg-fga	pct	ft-fa	pct	off	def	tot	avg	pf	fo	ast	to	blk	stl	pts	avg
2015-16*	34-29	952/28.0	57-179	.318	34-120	.283	42-61	.689	21	114	135	4.0	61	0	134	67	1	19	190	5.6
2017-18*	34-19	832/24.5	102-274	.372	56-178	.315	63-83	.759	6	56	62	1.8	56	0	93	64	0	26	323	9.5
2019-20	28-10	435/15.5	25-91	.275	6-48	.125	17-38	.447	7	41	48	1.7	33	0	42	27	2	17	73	2.6
TOTAL	28-10	435/15.5	25-91	.275	6-48	.125	17-38	.447	7	41	48	1.7	33	0	42	27	2	17	73	2.6
All*	96-58	2219/23.1	184-544	.338	96-346	.277	122-182	.670	34	211	245	2.6	150	0	269	158	3	62	586	6.1

* Statistics from prior team/school



#0 CHRIS MCNEAL

GUARD • 6-1 • 190 • GRADUATE • TR • JACKSON, TENN. (SOUTH SIDE HS/TENNESSEE TECH)

GAME-BY-GAME STATISTICS

2019-20 (GRAD TRANSFER SEASON - CINCINNATI)

Opponent	Date	gs	min	Total		3-Pointers		Free throws		Rebounds			pf	a	t/o	blk	stl	pts	avg	
				fg-fga	pct	3fg-fga	pct	ft-fa	pct	off	def	tot								
at Ohio St.	11/06/19	*	34	4-12	.333	1-6	.167	1-1	1.000	1	3	4	4.0	3	1	2	0	4	10.0	
DRAKE	11/11/19	*	26	5-11	.455	1-6	.167	1-3	.333	0	2	2	3.0	1	4	0	0	3	12.10	
ALABAMA A&M	11/14/19	*	26	0-5	.000	0-4	.000	2-4	.500	0	4	4	3.3	1	4	3	0	1	2.80	
vs Illinois State	11/22/19	*	31	1-3	.333	0-2	.000	0-2	.000	1	2	3	3.3	3	0	1	0	0	2.65	
vs Bowling Green	11/24/19	*	38	3-11	.273	1-5	.200	10-21	.476	2	5	7	4.0	4	4	3	1	0	17.86	
vs Valparaiso	11/25/19	*	27	2-5	.400	1-2	.500	2-2	1.000	0	2	2	3.7	1	1	4	0	0	7.83	
UNLV	11/30/19	*	13	0-3	.000	0-2	.000	0-2	.000	0	0	0	3.1	0	3	1	0	0	7.1	
VERMONT	12/03/19	*	21	0-1	.000	0-1	.000	0-0	.000	0	2	2	3.0	1	3	2	0	0	6.63	
at Xavier	12/07/19	*	16	1-2	.500	0-1	.000	0-0	.000	0	1	1	2.8	0	1	2	0	0	2.58	
COLGATE	12/14/19	*	16	0-0	.000	0-0	.000	0-0	.000	0	0	0	2.5	0	2	0	1	0	5.2	
TENNESSEE	12/18/19	12	0-1	.000	0-1	.000	.000	0-0	.000	0	0	1	2.4	2	0	1	0	0	4.7	
vs Iowa	12/21/19	21	4-11	.364	1-7	.143	.000	0	0	1	0	1	2.3	2	4	0	0	5	9.51	
UCONN	01/01/20	17	1-6	.167	0-2	.000	.000	0-0	.000	0	1	1	2.2	0	0	0	0	1	2.48	
at Tulane	01/04/20	14	0-2	.000	0-1	.000	.000	0-0	.000	0	5	5	2.4	2	2	2	0	0	4.5	
TULSA	01/08/20	18	1-5	.200	0-2	.000	.000	0-0	.000	1	0	1	2.3	2	2	1	0	0	2.43	
at UCF	01/11/20	14	1-3	.333	1-2	.500	.000	0-0	.000	3	3	2.3	2	1	0	0	0	3	4.3	
at Memphis	01/16/20	13	0-0	.000	0-0	.000	.000	0-0	.000	1	4	5	2.5	2	2	1	0	0	4.0	
EAST CAROLINA	01/19/20	15	0-0	.000	0-0	.000	.000	0-0	.000	0	0	0	2.3	1	3	1	0	0	3.8	
at Temple	01/22/20	9	0-0	.000	0-0	.000	.000	0-0	.000	0	1	1	2.3	1	1	0	0	1	3.6	
SMU	01/28/20	10	1-2	.500	0-1	.000	.000	0-0	.000	0	0	0	2.2	1	0	1	0	0	2.35	
HOUSTON	02/01/20	6	0-1	.000	0-0	.000	.000	0-0	.000	0	0	0	2.0	0	0	0	0	0	3.3	
at Wichita St.	02/06/20	11	0-1	.000	0-1	.000	.000	0-0	.000	1	1	2	2.0	1	1	0	0	0	3.2	
at UConn	02/09/20	6	0-1	.000	0-1	.000	.000	0-0	.000	0	3	3	2.0	1	1	0	0	0	3.0	
MEMPHIS	02/13/20	5	0-0	.000	0-0	.000	.000	0-0	.000	1	1	2	2.0	1	1	0	0	0	2.9	
at East Carolina	02/16/20	6	0-2	.000	0-1	.000	.000	0-2	.000	0	0	0	1.9	1	0	1	0	0	2.8	
UCF	02/19/20	5	0-1	.000	0-0	.000	.000	0-0	.000	0	0	0	1.8	0	1	1	0	0	2.7	
WICHITA ST.	02/23/20	4	1-2	.500	0-0	.000	.000	1-1	1.000	0	0	0	1.8	0	0	0	0	2	3.27	
at Houston	03/01/20	1	0-0	.000	0-0	.000	.000	0-0	.000	0	0	0	1.7	0	0	0	0	0	2.6	
Totals		10	435	25-91	.275	6-48	.125	17-38	.447	7	41	48	17.7	33	42	27	2	17	73	2.6

2017-18 (JUNIOR SEASON - NEW MEXICO)

Opponent	Date	gs	min	Total		3-Pointers		Free throws		Rebounds			pf	a	t/o	blk	stl	pts	avg	
				fg	fga	pc%	3fg	3fga	pc%	ft	fta	off								def
NORTHERN NEW MEXIC	11/11/17	*	23	8-14	571	6-10	600	2-3	667	0	1	1	1.0	1	10	3	0	1	24.0	
NEBRASKA-OMAHA	11/14/17	*	27	3-7	429	2-6	333	1-5	200	0	2	2	1.5	0	3	2	0	2	9.65	
at New Mexico State	11/17/17	*	29	3-8	375	1-4	250	3-3	1,000	1	3	4	2.3	2	1	3	0	0	10.43	
TENNESSEE TECH	11/21/17	*	34	8-16	500	7-11	636	6-8	750	1	3	4	2.8	3	6	4	0	1	29.80	
vs TCU	11/24/17	*	28	5-16	313	2-10	200	0-0	.000	1	3	4	3.0	3	2	2	0	1	12.16	
vs Maryland	11/25/17	*	29	6-14	429	2-6	333	5-5	1,000	0	0	0	2.5	3	2	2	0	1	19.72	
EVANSVILLE	11/29/17	*	29	5-8	625	2-4	500	1-1	1,000	0	2	2	2.4	2	1	1	0	2	13.16	
at UTEP	12/2/17	*	34	1-5	200	1-4	250	6-6	1,000	0	3	3	2.5	1	3	0	0	1	9.56	
at Colorado	12/6/17	*	25	1-6	167	0-3	.000	2-3	667	0	2	2	2.4	1	3	2	0	0	4.43	
NEW MEXICO STATE	12/9/17		28	1-6	167	0-4	.000	2-3	667	0	3	3	2.5	1	2	4	0	0	14.33	
ARIZONA	12/16/17	28	2-9	222	2-8	250	0-0	.000	3	3	4	2.6	3	2	3	0	1	6	12.6	
RICE	12/19/17	26	4-8	500	4-8	500	1-2	.500	0	2	2	2.6	2	0	0	1	1	13.12		
PRAIRIE VIEW A&M	12/22/17	*	23	2-7	286	1-5	.200	0-0	.000	0	0	0	2.4	2	1	3	0	0	5.12	
AIR FORCE	12/27/17	*	22	3-8	375	1-6	.167	0-0	.000	0	4	4	2.5	1	4	1	0	0	7.11	
at Nevada	12/30/17	20	3-8	375	1-6	.167	0-0	.000	0	2	2	2.5	0	2	1	0	0	7	11.4	
at Boise State	01/03/18	24	1-10	.100	0-5	.000	0-0	.000	0	3	3	2.5	1	7	0	0	0	2	10.8	
SAN JOSE STATE	1/6/18	32	4-11	364	2-8	250	2-4	.500	0	1	1	2.4	0	4	2	0	0	12	10.9	
WYOMING	1/10/18	21	1-4	250	1-3	.333	2-2	1,000	0	0	0	2.3	2	1	6	0	0	5	10.6	
at Fresno State	01/13/18	25	4-9	.444	1-5	.200	7-8	.875	0	0	0	2.2	4	2	0	0	1	16	10.8	
at UNLV	01/17/18	18	0-4	.000	0-2	.000	1-2	.500	0	3	3	2.2	0	0	2	0	0	1	10.4	
SAN DIEGO STATE	12/18/18	17	2-6	.333	2-3	.667	0-1	.000	0	1	1	2.1	3	3	1	0	0	6	10.1	
COLORADO STATE	12/17/18	15	1-5	.200	1-4	.250	0-0	.000	0	1	1	2.1	0	1	0	0	1	3	9.8	
at Utah State	01/31/18	*	36	8-15	533	3-6	.500	2-2	1,000	0	2	2	2.3	2	3	1	0	0	21.03	
at San Jose State	02/03/18	*	24	2-7	286	1-6	.167	1-2	.500	0	2	2	2.1	2	3	1	0	2	6	10.1
BOISE STATE	2/6/18	*	21	2-6	.333	2-5	.400	0-0	.000	0	2	2	2.1	0	5	0	0	1	6	10.0
at Air Force	2/10/18	*	26	4-10	400	1-5	.200	1-2	.500	0	1	1	2.0	2	1	2	0	1	10	10.0
UTAH STATE	2/14/18	21	4-10	.400	1-5	.200	1-1	1,000	0	1	1	2.0	2	3	1	0	2	10	10.0	
at Wyoming	02/20/18	*	26	3-8	375	1-5	.200	10-12	.833	0	0	0	1.9	4	6	5	0	3	17	10.2
UNLV	2/25/18	*	23	1-5	.200	0-3	.000	2-2	1,000	0	2	2	1.9	2	2	2	0	0	4	10.0
at Colorado State	2/28/18	*	22	3-6	500	3-6	.500	1-2	.500	1	1	2	1.9	2	1	4	0	2	10	10.0
FRESNO STATE	3/3/18	*	18	1-2	.500	1-1	1,000	2-2	1,000	0	0	0	1.9	3	1	2	0	0	5	9.8
vs Wyoming	03/08/18	18	2-6	.333	2-5	.400	2-2	1,000	0	0	0	1.8	1	3	1	0	1	8	9.8	
vs Utah State	03/09/18	21	4-8	.500	2-5	.400	0-0	.000	0	3	3	1.8	2	2	2	0	1	10	9.8	
vs San Diego State	03/10/18	*	19	0-2	.000	0-1	.000	0-0	.000	1	0	1	1.8	1	1	1	0	0	0	9.5
Totals		19	832	102-274	372	56-178	315	63-83	759	6	56	62	1.8	56	93	64	0	26	323	9.5

2015-16 (FRESHMAN SEASON - WESTERN KENTUCKY)

Opponent	Date	gs	min	Total		3-Pointers		Free throws		Rebounds			pf	a	t/o	blk	stl	pts	avg		
				fg	fga	3fg	3fga	ft	fta	off	def	tot									
CAMPBELLVILLE (KY.)	11/14/15	*	18	0-1	.000	0-1	.000	0-0	.000	0	3	3	3.0	3	1	0	0	0	0.0		
at Belmont	11/18/15	*	32	3-8	.375	2-4	.500	0-0	.000	2	3	5	4.0	4	1	0	0	8	4.0		
STONY BROOK	11/21/15	*	28	2-6	.333	1-3	.333	0-1	.000	0	3	3	3.7	1	6	0	0	5	4.3		
vs Drake	11/23/15	*	36	3-9	.333	2-6	.333	2-2	1.000	2	2	4	3.8	2	5	1	1	10	5.8		
vs Central Michigan	11/24/15	*	24	0-2	.000	0-1	.000	4-4	1.000	1	3	4	3.8	2	6	1	0	1	4	5.4	
vs Duquesne	11/25/15	*	18	0-5	.000	0-3	.000	0-0	.000	0	3	3	3.7	1	3	2	0	0	0	4.5	
EASTERN KENTUCKY	12/01/15	*	35	3-5	.600	3-5	.600	0-0	.000	0	5	5	3.9	2	6	3	0	0	9	5.1	
at Xavier	12/05/15	*	29	1-5	.200	0-2	.000	1-2	.500	1	5	6	4.1	2	5	5	0	0	3	4.9	
INDIANA STATE	12/13/15	*	27	1-3	.333	1-1	1.000	0-0	.000	1	2	3	4.0	1	6	0	0	2	3	4.7	
ALABAMA A&M	12/16/15	*	25	3-5	.600	2-4	.500	4-4	1.000	0	1	1	3.7	4	4	0	0	0	12	5.4	
at Louisville	12/19/15	*	27	0-4	.000	0-3	.000	2-4	.500	2	5	7	4.0	0	4	4	0	0	2	5.1	
DETROIT	12/22/15	*	35	2-7	.286	0-3	.000	6-7	.857	0	5	5	4.1	2	7	3	0	0	10	5.5	
BRESCIA (KY.)	12/28/15	*	26	2-9	.222	0-4	.000	1-1	.000	1	4	5	4.2	2	5	2	1	3	4	5.4	
at Marshall	01/03/16	*	34	3-9	.333	0-5	.000	1-4	.250	2	5	7	4.4	3	4	2	0	1	7	5.5	
FIU	01/07/16	*	30	2-6	.333	2-5	.400	0-0	.000	1	6	7	4.5	1	6	2	0	1	6	5.5	
FLORIDA ATLANTIC	01/09/16	*	25	1-2	.500	1-1	1.000	1-2	.500	0	4	4	4.5	1	1	2	0	0	4	5.4	
at Rice	01/14/16	*	35	3-6	.500	1-3	.333	0-0	.000	0	6	6	4.6	3	5	4	0	2	7	5.5	
at North Texas	01/16/16	*	9	0-3	.000	0-1	.000	0-0	.000	0	3	3	4.5	2	1	2	0	0	2	5.2	
at Old Dominion	01/21/16	*	20	0-4	.000	0-3	.000	0-0	.000	1	1	1	4.3	0	2	2	0	1	0	4.9	
at Charlotte	01/23/16	*	32	0-5	.000	0-4	.000	3-4	.750	1	4	5	4.4	1	1	1	0	0	3	4.9	
UAB	01/28/16	*	30	3-6	.500	2-5	.400	2-5	.400	1	5	6	4.4	2	5	3	0	1	10	5.1	
MIDDLE TENNESSEE	01/30/16	*	34	6-11	.545	4-8	.500	2-3	.667	0	3	3	4.4	3	2	3	0	0	18	5.7	
at UTSA	02/04/16	*	21	2-5	.400	2-5	.400	2-4	.500	0	2	2	4.3	2	2	2	0	1	8	5.5	
MARSHALL	02/13/16	*	20	0-3	.000	0-3	.000	0-0	.000	0	0	0	4.1	2	3	2	0	1	0	8.8	
OLD DOMINION	02/18/16	*	34	1-3	.333	1-3	.333	2-2	1.000	0	2	2	4.0	0	3	0	0	1	5	5.5	
CHARLOTTE	02/20/16	*	34	3-10	.300	1-5	.200	0-0	.000	1	4	5	4.0	2	1	2	0	0	7	5.6	
at Middle Tennessee	02/25/16	*	32	2-3	.667	2-3	.667	2-3	.667	2	4	6	4.1	2	6	0	0	0	8	5.7	
at UAB	02/27/16	*	25	1-2	.500	1-2	.500	0-1	.000	0	1	1	4.0	2	1	2	0	0	3	5.6	
SOUTHERN MISS	03/03/16	*	28	1-7	.143	1-5	.200	2-2	1.000	0	4	4	4.0	2	5	2	0	0	7	5.6	
LA TECH	03/05/16	*	37	2-6	.333	1-5	.200	2-2	1.000	2	5	7	4.1	1	7	6	0	0	5	5.6	
vs North Texas	03/09/16	*	34	3-5	.600	1-3	.333	2-2	1.000	0	6	6	4.2	1	9	4	0	0	9	5.7	
vs UAB	03/10/16	*	34	2-7	.286	1-5	.200	2-2	1.000	0	5	5	4.2	2	4	1	0	0	7	5.8	
vs Old Dominion	03/11/16	*	33	2-6	.333	2-5	.400	0-0	.000	1	0	1	4.1	3	1	0	0	0	6	5.8	
Totals			29	941	57-178	320	34-119	286	42-61	689	21	114	135	4.1	61	133	6.5	1	19	190	5.8



#1 JEREMIAH DAVENPORT

CINCINNATI, OHIO (MOELLER HS/HARGRAVE MILITARY ACADEMY)

2019-20 Season (Freshman): Scored a season-high eight points in 12 minutes against Memphis (2/13) ... registered seven points and six rebounds against Bowling Green (11/25) ... posted six points with three rebounds in 12 minutes vs. Alabama A&M (11/14) ... scored first collegiate points making all three free throws after being fouled on a 3-point attempt at Ohio State (11/6).

Prior to Cincinnati: Averaged 16.5 points, 7.4 rebounds and 2.1 steals while shooting 42 percent from three-point range at Hargrave Military Academy (Chatham, Va.) ... helped guide the Tigers to a 35-3 overall mark last season while earning most valuable player honors at the Legacy Nissan Classic and National Prep Showcase ... averaged 15.7 points, 6.2 rebounds and 2.1 assists and shooting 59 percent from the field as a senior at Moeller in 2017-18 ... earned Greater Cincinnati Boys Basketball Player of the Year accolades, Greater Catholic League South Co-Player of the Year honors and was named an Ohio Division I Boys Basketball Third-Team selection by the Ohio Prep Sportswriters Association ... helped lead the Crusaders to consecutive state championship game appearances as a junior and senior, winning the title in 2017-18 ... Moeller posted a 55-4 mark with Davenport playing varsity as a junior and senior, including a 27-3 record in 2017-18.

Personal: Born Sept. 24, 1999 in Cincinnati, Ohio ... son of Sheila and Darren Davenport ... has two brothers, Michael and Joshua, and three sisters Gabrielle, Naomi and Deborah ... comes from a basketball family, mother (Morehead State) and father (Alcorn State), along with brothers, Michael

(St. Bonaventure, 2008-12) and Joshua (Winthrop, 2013-17) and sister, Naomi (West Virginia, 2017-19) all played NCAA Division I basketball ... right-handed.

SEASON & CAREER STATISTICS

2019-20 Season		Career
8 vs. Memphis, 2/13/20	Pts	8 vs. Memphis, 2/13/20
7 vs. Memphis, 2/13/20	FG Atts	7 vs. Memphis, 2/13/20
3 vs. Memphis, 2/13/20	FG Made	3 vs. Memphis, 2/13/20
4 vs. Memphis, 2/13/20	3PT-FG Atts	4 vs. Memphis, 2/13/20
1, 2x (last at Tulane, 1/4/20)	3PT-FG Made	1, 2x (last at Tulane, 1/4/20)
6 vs. Bowling Green, 11/24/19	FT Atts	6 vs. Bowling Green, 11/24/19
5 vs. Bowling Green, 11/24/19	FT Made	5 vs. Bowling Green, 11/24/19
6 vs. Bowling Green, 11/24/19	Rebs	6 vs. Bowling Green, 11/24/19
1, 2x (last vs. Memphis, 2/13/20)	Assts	1, 2x (last vs. Memphis, 2/13/20)
1, 6x (last vs. UCF, 2/19/20)	Stls	1, 6x (last vs. UCF, 2/19/20)
0	Blks	0
16 vs. Bowling Green, 11/24/19	Mins	16 vs. Bowling Green, 11/24/19

MISCELLANEOUS STATISTICS

CATEGORY	2019-20	CAREER
Double-Figure Scoring Games	0	0
Double-Figure Rebounding Games	0	0
Double-Double Games	0	0
20-Point Scoring Games	0	0
Games Led Team in Scoring	0	0
Games Led Team in Rebounding	0	0
Games Led Team in Assists	0	0
Games With 3+ Assists	0	0
Games With 3+ Blocks	0	0
Games With 3+ Steals	0	0
Games With 3+ 3-Pointers	0	0

GAME-BY-GAME STATISTICS

2019-20 (FRESHMAN SEASON)

Opponent	Date	gs	min	Total		3-Pointers		Free throws	Rebounds				pf	a	t/o	blk	stl	pts	avg	
				fg-fga	pct	3fg-fga	pct		ft-fa	pct	off	def								tot
at Ohio St.	11/06/19	5	0-0	.000	0-0	.000	3-3	1.000	1	1	2	2.0	4	0	0	0	0	3	3.0	
DRAKE	11/11/19	7	0-2	.000	0-1	.000	0-0	.000	0	2	2	2.0	0	0	0	0	0	1.5		
ALABAMA A&M	11/14/19	12	2-4	.500	1-1	1.000	1-3	.333	2	1	3	2.3	0	0	1	0	1	6	3.0	
vs Illinois State	11/22/19	7	0-1	.000	0-1	.000	0-0	.000	0	1	1	2.0	0	0	1	0	0	0	2.3	
vs Bowling Green	11/24/19	16	1-3	.333	0-0	.000	5-6	.833	3	3	6	2.8	4	0	2	0	0	7	3.2	
vs Valparaiso	11/25/19	10	1-2	.500	0-0	.000	0-0	.000	0	1	1	2.5	2	1	0	0	1	2	3.0	
UNLV	11/30/19	7	1-1	1.000	0-0	.000	0-0	.000	0	0	2	2.1	0	0	0	0	1	2	2.9	
VERMONT	12/03/19	4	0-1	.000	0-1	.000	0-0	.000	0	1	1	2.0	4	0	1	0	0	0	2.5	
at Xavier	12/07/19	4	0-0	.000	0-0	.000	0-0	.000	0	0	0	1.8	0	0	0	0	0	0	2.2	
COLGATE	12/14/19	7	0-2	.000	0-1	.000	0-0	.000	0	0	0	1.6	0	0	1	0	0	0	2.0	
at Tulane	01/04/20	4	1-2	.500	1-2	.500	0-0	.000	0	0	0	1.5	1	0	0	0	0	3	2.1	
TULSA	01/08/20	8	0-2	.000	0-2	.000	0-0	.000	0	0	0	1.3	0	0	1	0	0	0	1.9	
EAST CAROLINA	01/19/20	5	0-1	.000	0-1	.000	2-2	1.000	0	0	0	1.2	0	0	1	0	1	2	1.9	
SMU	01/28/20	1	0-0	.000	0-0	.000	0-0	.000	0	1	1	2.0	0	0	0	0	0	0	1.8	
MEMPHIS	02/13/20	11	3-7	.429	0-4	.000	2-3	.667	0	1	1	1.2	1	1	1	0	1	8	2.2	
at East Carolina	02/16/20	3	0-0	.000	0-0	.000	0-0	.000	0	0	0	1.1	1	0	2	0	0	0	2.1	
UCF	02/19/20	9	1-2	.500	0-0	.000	0-0	.000	0	0	0	1.1	1	0	0	0	1	2	2.1	
WICHITA ST.	02/23/20	3	0-0	.000	0-0	.000	0-0	.000	0	0	0	1.0	0	0	0	0	0	0	1.9	
Totals		0	123	10-30	.333	2-14	.143	13-17	.765	6	12	18	1.0	18	2	11	0	6	35	1.9

CAREER STATISTICS

			Total		3-Point		F-Throws		Rebounds										Scoring	
Season	gp-gs	min/avg	fg-fga	pct	fg-fga	pct	ft-fa	pct	off	def	tot	avg	pf	fo	ast	to	blk	stl	pts	avg
2019-20	18-0	123/6.8	10-30	.333	2-14	.143	13-17	.765	6	12	18	1.0	18	0	2	11	0	6	35	1.9
TOTAL	18-0	123/6.8	10-30	.333	2-14	.143	13-17	.765	6	12	18	1.0	18	0	2	11	0	6	35	1.9



#2 KEITH WILLIAMS

GUARD • 6-5 • 215 • JUNIOR • 2L • BROOKLYN, N.Y. (BISHOP LOUGHLIN MEMORIAL)

MOMENTS

- » Scored a career-high 23 points with a career-high four 3-pointers against Vermont (12/3/19).
- » Scored a team-best 10 points during UC's second-half rally from 15 points down to No. 21 Houston (2/1/20).
- » Tallied 19 points with a trio of 3-pointers against UCLA (12/19/18).

2019-20 Season (Junior): Tallied a game-high 17 points and five assists at ECU (2/16) ... posted 17 points on 7-of-11 shooting at Wichita State (2/6) ... scored 10 of his 12 points during a second-half rally from 15 points down to No. 21 Houston (2/1) ... pulled down a career-high 11 rebounds against ECU (1/19) ... posted a team-high 16 points with six rebounds at UCF (1/11) ... tallied 18 points at Tulane (1/1) posted 15 points with seven rebounds, four steals and a pair of blocks against Colgate (12/14) ... scored a team-high 15 points and grabbed a career-high nine rebounds at Xavier (12/7) ... tallied a career-high 23 points with a career-best four 3-pointers to go with five assists and no turnovers against Vermont (12/3) ... posted 14 points and tied a career-high with eight rebounds to go with a pair of blocks against UNLV (11/30) ... scored 17 points on 6-of-12 shooting with seven rebounds and two blocks against Valparaiso (11/25) ... contributed 11 points, three assists, two steals and two blocks vs. Alabama A&M (11/14) ... scored a team-high 13 points on 5-of-10 shooting with a pair of threes at No. 18 Ohio State (11/6) ... produced eight points, four rebounds and three assists against Thomas More (10/31).

2018-19 Season (Sophomore): Played in 35 games with 32 starts, averaging 9.9 points, 3.2 rebounds, 1.1 assists and 1.1 steals in 25.9 minutes ... ranked among AAC leaders in blocks (11th at 0.9) ... scored points on 8-of-13 shooting with a trio of three-pointers and four assists against UCLA (12/19) ... posted 16 points on 7-of-14 shooting with four rebounds and two blocks against Xavier (12/8) ... scored 15 points on 5-of-10 shooting with a pair of threes to go with a career-high eight rebounds in 29 minutes at UNLV (12/1) ... tallied a team-high 12 points with six rebounds and three assists, including a pair a game-clinching free throws with four seconds left at UConn (2/24) ... scored 15 points with three blocks and three assists against North Carolina Central (11/13) in his first collegiate start ... scored 10 or more points in 19 games.

2017-18 Season (Freshman): Played in 33 games as a reserve, averaging 3.1 points and 1.2 rebounds in 9.8 minutes ... scored in double figures in each of his first two collegiate games, netting 10 points on 5-of-12 shooting with five rebounds in the season opener with Savannah State (11/10) and 10 points on 5-of-7 shooting against Western Carolina (11/13) ... grabbed a season-high five rebounds against Savannah State (11/10) and Tulane (3/1) ... scored nine points on 4-of-7 shooting in 14 minutes against Arkansas-Pine Bluff (12/19) ... hit a three-pointer at No. 19 Wichita State (3/4) in the regular-season finale ... knocked in a three-pointer just prior to the halftime buzzer at UConn (3/3).

Prior to Cincinnati: Named the 2017 All-New York City Player of the Year and Catholic High School Athletic Association (CHSAA) Class AA Most Valuable Player, helping Bishop Loughlin to the Brooklyn/Queens championship game and intersectional semifinals ... averaged 24.2 points and 12.6 rebounds as a senior and 15 points and 4.3 rebounds as a junior ... netted 37 points in a CHSAA Brooklyn/Queens diocesan semifinal double overtime win against Christ the King ... tallied 25 points on 12-of-17 shooting from the field in the 2017 Jordan Brand Classic Regional Boys Game at the Barclays Center ... averaged 15.0 points and 4.3 rebounds while shooting 47.8 percent (96 of 201) from the field and 40.6 percent (28 of 69) from three-point range in 17 games for New Heights, an AAU squad on the 2016 Under Armour Association's 17U summer circuit ... tabbed a four-star prospect by Rivals.com and 247Sports.

Personal: Born July 25, 1998 in Brooklyn, New York ... son of Yvette and Keith Williams Sr. ... has two brothers, Cleyon Carryl and Courtney Tyrell, and a sister, Tuanieha Williams ... right-handed.

SEASON & CAREER STATISTICS

2019-20 Season		Career
23 vs. Vermont, 12/3/19	Pts	23 vs. Vermont, 12/3/19
15, 2x (last at UConn, 2/9/20)	FG Atts	15, 2x (last at UConn, 2/9/20)
7 at ECU, 2/16/20	FG Made	8 vs. UCLA, 12/19/18
5, 2x (last at ECU, 2/16/20)	3PT-FG Atts	5, 4x (last at ECU, 2/16/20)
4 vs. Vermont, 12/3/19	3PT-FG Made	4 vs. Vermont, 12/3/19
10 vs. UCF, 2/19/20	FT Atts	10, 2x (last vs. UCF, 2/19/20)
9 vs. UCF, 2/19/20	FT Made	9, 2x (last vs. UCF, 2/19/20)
11 vs. ECU, 1/19/20	Rebs	11 vs. ECU, 1/19/20
5, 2x (last at ECU, 2/16/20)	Assts	5, 3x (last at ECU, 2/16/20)
4 vs. Colgate, 12/14/19	Stls	4, 3x (vs. Colgate, 12/14/19)
3, 2x (last at UConn, 2/9/20)	Blks	3, 3x (last at UConn, 2/9/20)
46 vs. UCF, 2/19/20	Mins	46 vs. UCF, 2/19/20

MISCELLANEOUS STATISTICS

CATEGORY	2017-18	2018-19	2019-20	CAREER
Double-Figure Scoring Games	2	18	18	38
Double-Figure Rebounding Games	0	0	1	1
Double-Double Games	0	0	0	0
20-Point Scoring Games	0	0	1	1
Games Led UC in Scoring	0	3	5	8
Games Led UC in Rebounding	0	1	5	6
Games Led UC in Assists	0	2	2	4
Games With 3+ Assists	0	4	6	10
Games With 3+ Blocks	0	2	2	4
Games With 3+ Steals	0	5	3	8
Games With 3+ 3-Pointers	0	1	1	2

CAREER STATISTICS

			Total		3-Point		F-Throws		Rebounds											Scoring	
Season	gp-gs	min/avg	fg-fga	pct	fg-fga	pct	ft-fa	pct	off	def	tot	avg	pf	fo	ast	to	blk	stl	pts	avg	
2017-18	33-0	325/9.8	40-104	.385	4-27	.148	17-32	.531	15	25	40	1.2	23	0	14	27	5	15	101	3.1	
2018-19	35-32	908/25.9	130-288	.451	21-76	.276	65-92	.707	46	65	111	3.2	84	1	38	50	31	39	346	9.9	
2019-20	28-28	803/28.7	119-285	.418	24-72	.333	76-96	.792	41	93	134	4.8	79	5	45	49	25	33	338	12.1	
TOTAL	96-60	2036/21.2	289-677	.427	49-175	.280	158-220	.718	102	183	285	3.0	186	6	97	126	61	87	785	8.2	



#2 KEITH WILLIAMS

GUARD • 6-5 • 215 • JUNIOR • 2L • BROOKLYN, N.Y. (BISHOP LOUGHLIN MEMORIAL)

GAME-BY-GAME STATISTICS

2019-20 (JUNIOR SEASON)

Opponent	Date	gs	min	Total		3-Pointers		Free throws		Rebounds			pf	a	t/o	blk	stl	pts	avg		
				fg-fga	pct	3fg-fga	pct	ft-fa	pct	off	def	tot									
at Ohio St.	11/06/19	*	28	5-10	.500	2-3	.667	1-2	.500	2	0	2	2.0	2	0	3	0	1	13	13.0	
DRAKE	11/11/19	*	19	1-2	.500	1-1	1.000	5-6	.833	0	3	3	2.5	1	3	1	0	0	8	10.5	
ALABAMA A&M	11/14/19	*	25	4-9	.444	1-3	.333	2-2	1.000	1	3	4	3.0	1	3	2	2	0	11	10.7	
vs Illinois State	11/22/19	*	22	5-8	.625	0-1	.000	2-2	1.000	0	2	2	2.8	3	1	1	1	0	12	11.0	
vs Bowling Green	11/24/19	*	22	2-8	.250	0-1	.000	0-0	.000	0	2	2	2.6	5	1	2	1	1	4	9.6	
vs Valparaiso	11/25/19	*	36	6-12	.500	0-2	.000	5-6	.833	1	6	7	3.3	4	2	2	2	1	17	10.8	
UNLV	11/30/19	*	34	6-15	.400	1-2	.500	1-2	.500	3	5	8	4.0	1	3	0	2	3	14	11.3	
VERMONT	12/03/19	*	32	6-11	.545	4-4	1.000	7-8	.875	0	5	5	4.1	1	5	0	2	23	12.8		
at Xavier	12/07/19	*	33	6-14	.429	1-4	.250	2-4	.500	3	6	9	4.7	5	1	2	0	1	15	13.0	
COLGATE	12/14/19	*	32	6-12	.500	0-3	.000	3-3	1.000	3	4	7	4.9	1	1	4	3	4	15	13.2	
TENNESSEE	12/18/19	*	32	4-9	.444	0-1	.000	3-6	.500	2	3	5	4.9	2	3	4	1	0	11	13.0	
vs Iowa	12/21/19	*	26	2-13	.154	0-3	.000	4-6	.667	1	2	3	4.8	5	1	3	1	1	8	12.6	
UConn	01/01/20	*	17	1-6	.167	0-0	.000	2-2	1.000	2	2	4	4.7	3	2	2	0	0	4	11.9	
at Tulane	01/04/20	*	34	6-13	.462	2-4	.500	4-4	1.000	3	3	6	4.8	5	0	3	1	1	18	12.4	
TULSA	01/08/20	*	30	3-11	.273	2-5	.400	1-2	.500	1	4	5	4.8	0	2	0	0	2	9	12.1	
at UCF	01/11/20	*	35	4-10	.400	1-3	.333	7-7	1.000	3	3	6	4.9	1	0	1	0	1	16	12.4	
at Memphis	01/16/20	*	32	4-14	.286	2-3	.667	2-2	1.000	3	5	8	5.1	4	2	0	1	1	12	12.4	
EAST CAROLINA	01/19/20	*	24	3-8	.375	0-2	.000	2-3	.667	3	8	11	5.4	2	0	2	2	3	8	12.1	
at Temple	01/22/20	*	36	4-8	.500	1-3	.333	1-1	1.000	1	2	3	5.3	3	2	3	2	2	10	12.0	
SMU	01/28/20	*	20	6-10	.600	1-4	.250	0-0	.000	0	3	3	5.2	3	2	1	0	2	13	12.1	
HOUSTON	02/01/20	*	27	3-8	.375	0-2	.000	6-8	.750	1	3	4	5.1	3	1	0	1	1	12	12.0	
at Wichita St.	02/06/20	*	30	7-11	.636	0-2	.000	3-3	1.000	0	2	2	5.0	2	1	2	1	0	17	12.3	
at UConn	02/09/20	*	35	6-15	.400	2-4	.500	0-0	.000	1	2	3	4.9	4	3	1	3	0	14	12.3	
MEMPHIS	02/13/20	*	24	5-10	.500	0-2	.000	1-3	.333	1	3	4	4.8	5	1	1	0	1	11	12.3	
at East Carolina	02/16/20	*	34	7-14	.500	2-5	.400	1-2	.500	1	3	4	4.8	2	5	3	0	1	17	12.5	
UCF	02/19/20	*	46	4-13	.308	0-2	.000	9-10	.900	3	5	8	4.9	3	0	2	0	3	17	12.7	
WICHITA ST.	02/23/20	*	12	0-3	.000	0-1	.000	0-0	.000	0	2	2	4.8	4	0	2	0	1	0	12.2	
at Houston	03/01/20	*	26	3-8	.375	1-2	.500	2-2	1.000	2	3	5	4.8	4	0	2	1	0	9	12.1	
Totals			28	803	119-285	418	24-72	.333	76-96	.792	41	93	134	4.8	79	45	49	25	33	338	12.1

2018-19 (SOPHOMORE SEASON)

Opponent	Date	gs	min	Total		3-Pointers		Free throws		Rebounds			pf	a	t/o	blk	stl	pts	avg		
				fg-fga	pct	3fg-fga	pct	ft-fa	pct	off	def	tot								avg	
OHIO ST.	11/07/18		13	1-6	.167	0-2	.000	2-2	1.000	1	2	3	3.0	1	0	1	1	1	4	4.0	
N.C. CENTRAL	11/13/18	*	26	7-12	.583	1-2	.500	0-1	.000	3	1	4	3.5	2	3	1	3	2	15	9.5	
MILWAUKEE	11/16/18	*	23	3-7	.429	0-2	.000	6-8	.750	1	1	2	3.0	1	1	2	0	1	12	10.3	
WESTERN MICH.	11/19/18	*	21	4-6	.667	0-0	.000	0-0	.000	3	2	5	3.5	0	0	3	1	4	8	9.8	
vs George Mason	11/23/18	*	17	3-5	.600	0-1	.000	0-0	.000	1	2	3	3.4	3	0	1	0	2	6	9.0	
vs Ole Miss	11/24/18	*	24	2-6	.333	2-2	1.000	3-6	.500	2	3	5	3.7	4	0	0	0	0	9	9.0	
ARK-PINE BLUFF	11/27/18	*	26	6-9	.667	0-1	.000	0-0	.000	1	1	2	3.4	0	2	1	0	1	12	9.4	
at UNLV	12/01/18	*	29	5-10	.500	2-2	1.000	3-4	.750	4	4	8	4.0	3	0	2	0	0	15	10.1	
NORTHERN KY.	12/04/18	*	23	3-9	.333	0-3	.000	4-8	.500	2	2	4	4.0	3	0	2	1	1	10	10.1	
XAVIER	12/08/18	*	31	7-14	.500	0-3	.000	2-2	1.000	1	3	4	4.0	1	0	1	2	0	16	10.7	
at Mississippi State	12/15/18	*	37	6-13	.462	1-4	.250	2-6	.333	1	1	2	3.8	4	2	1	2	1	15	11.1	
UCLA	12/19/18	*	25	8-13	.615	3-4	.750	0-1	.000	0	3	3	3.8	3	4	0	0	0	19	11.8	
SOUTH CAROLINA ST.	12/22/18	*	11	0-1	.000	0-1	.000	1-2	.500	0	1	1	3.5	3	0	1	0	0	1	10.9	
TULANE	01/02/19		20	4-10	.400	0-2	.000	2-2	1.000	0	0	0	3.3	2	2	1	3	3	10	10.9	
at ECU	01/05/19	*	34	6-12	.500	0-3	.000	1-2	.500	1	2	3	3.3	3	0	2	1	2	13	11.0	
at Tulsa	01/10/19	*	32	6-11	.545	2-5	.400	0-0	.000	1	3	4	3.3	5	0	2	0	3	14	11.2	
UConn	01/12/19	*	32	5-7	.714	1-2	.500	1-2	.500	1	1	2	3.2	4	1	0	1	2	12	11.2	
SOUTH FLA.	01/15/19	*	29	4-7	.571	2-2	1.000	1-1	1.000	2	0	2	3.2	3	0	1	2	1	11	11.2	
at Wichita St.	01/19/19	*	32	5-9	.556	1-2	.500	3-5	.600	1	0	1	3.1	2	0	4	2	0	14	11.4	
TULSA	01/24/19	*	22	1-4	.250	0-1	.000	1-2	.500	1	3	4	3.1	2	5	0	0	0	3	11.0	
at Temple	01/27/19	*	21	2-6	.333	1-2	.500	4-4	1.000	3	2	5	3.2	4	0	2	0	1	9	10.9	
SMU	02/02/19	*	28	4-7	.571	1-3	.333	4-6	.667	0	3	3	3.2	1	1	2	0	1	13	11.0	
at Memphis	02/07/19	*	24	3-8	.375	1-2	.500	2-2	1.000	2	1	3	3.2	2	1	1	0	0	9	10.9	
at Houston	02/10/19	*	37	4-13	.308	0-5	.000	0-0	.000	2	2	4	3.2	2	1	1	1	4	8	10.8	
WICHITA ST.	02/17/19	*	26	3-6	.500	0-2	.000	9-10	.900	0	3	3	3.2	1	0	1	1	0	15	10.9	
UCF	02/21/19	*	30	4-12	.333	2-3	.667	2-2	1.000	0	0	0	3.1	1	1	1	1	0	12	11.0	
at UConn	02/24/19	*	25	4-9	.444	0-2	.000	4-4	1.000	2	4	6	3.2	4	3	1	0	12	11.0		
at SMU	02/27/19	*	29	2-11	.182	0-4	.000	4-4	1.000	2	3	5	3.3	2	2	0	1	1	8	10.9	
MEMPHIS	03/02/19	*	34	4-11	.364	0-1	.000	2-4	.500	1	2	3	3.2	2	3	5	1	3	10	10.9	
at UCF	03/07/19	*	27	2-8	.250	0-2	.000	0-0	.000	2	1	3	3.2	3	1	1	0	1	4	10.6	
HOUSTON	03/10/19		21	4-6	.667	1-2	.500	0-0	.000	0	1	1	3.2	4	2	2	0	0	9	10.6	
vs SMU	03/15/19	*	26	1-5	.200	0-1	.000	2-2	1.000	1	0	1	3.1	3	0	0	1	0	4	10.4	
vs Wichita St.	03/16/19	*	27	3-6	.500	0-1	.000	0-0	.000	1	3	4	3.1	0	2	1	3	2	6	10.2	
vs Houston	03/17/19	*	19	2-4	.500	0-0	.000	0-0	.000	1	1	2	3.1	3	0	2	2	1	4	10.1	
vs Iowa	03/22/19	*	27	2-5	.400	0-2	.000	0-0	.000	2	4	6	3.2	3	1	1	0	1	4	9.9	
Totals			32	908	130-288	451	21-76	.276	65-92	.707	46	65	111	3.2	84	38	50	31	39	346	9.9

2017-18 (FRESHMAN SEASON)

Opponent	Date	gs	min	Total		3-Pointers		Free throws		Rebounds			pf	a	t/o	blk	stl	pts	avg	
				fg/fga	pct	3fg/3fga	pct	ft/fta	pct	off	def	tot								
SAVANNAH STATE	11/10/17	15	5-12	.417	0-4	.000	0-0	.000	3	2	5	5.0	0	1	1	0	0	10	10.0	
WESTERN CAROLINA	11/13/17	19	5-7	.714	0-2	.000	0-2	.000	0	1	1	3.0	0	1	0	0	1	10	10.0	
COPPIN STATE	11/16/17	18	2-6	.333	0-2	.000	0-3	.000	0	2	2	2.0	0	2	2	0	1	4	8.0	
vs Buffalo	11/20/17	13	2-5	.400	0-0	.000	0-1	.000	0	1	1	2.3	0	2	0	2	1	4	7.0	
vs Richmond	11/21/17	15	0-2	.000	0-0	.000	1-2	.500	0	1	1	2.0	2	1	3	0	1	5	5.5	
vs Wyoming	11/22/17	11	1-3	.333	1-2	.500	1-2	.500	0	0	0	1.7	0	0	0	0	1	4	5.5	
ALABAMA STATE	11/27/17	20	3-5	.600	0-1	.000	2-3	.667	2	0	2	1.7	0	2	0	0	0	8	5.9	
at Xavier	12/02/17	2	0-0	.000	0-0	.000	0-0	.000	0	1	1	1.6	1	0	0	0	0	0	5.1	
vs Florida	12/09/17	2	0-0	.000	0-0	.000	0-0	.000	0	1	1	1.6	0	0	0	0	0	0	4.6	
MISSISSIPPI ST.	12/21/17	13	2-4	.500	0-2	.000	0-0	.000	0	1	1	1.5	1	0	2	1	1	4	4.5	
at UCLA	12/26/17	11	2-6	.333	0-1	.000	0-0	.000	2	1	3	1.6	1	1	1	0	0	4	4.5	
UA-PINE BLUFF	12/29/17	14	4-7	.571	0-1	.000	1-1	1.000	0	2	2	1.7	1	1	1	0	1	9	4.8	
CLEVELAND STATE	12/21/17	9	2-4	.500	1-1	1.000	0-0	.000	1	1	2	1.7	1	0	0	0	0	5	4.8	
MEMPHIS	12/31/17	17	1-3	.333	0-1	.000	1-2	.500	0	0	0	1.6	1	1	2	0	0	3	4.7	
at Temple	01/04/18	6	0-2	.000	0-0	.000	0-0	.000	0	0	0	1.5	0	0	0	0	1	0	4.4	
SMU	01/07/18	5	0-0	.000	0-0	.000	2-2	1.000	0	1	1	1.4	0	0	0	1	1	2	4.3	
at USF	11/13/18	5	0-1	.000	0-0	.000	0-0	.000	0	0	0	1.4	0	1	1	0	0	0	4.0	
ECU	01/20/18	12	0-5	.000	0-1	.000	0-0	.000	0	3	3	1.4	0	0	0	0	0	0	3.8	
TEMPLE	01/24/18	9	1-3	.333	0-0	.000	4-4	1.000	0	1	1	1.4	2	0	1	0	2	6	3.9	
at Memphis	12/7/18	2	0-0	.000	0-0	.000	0-0	.000	0	0	0	1.4	0	0	0	0	0	0	3.7	
HOUSTON	01/31/18	1	0-0	.000	0-0	.000	0-0	.000	0	0	0	1.3	0	0	0	0	0	0	3.5	
at UCONN	2/3/18	2	1-1	1.000	1-1	1.000	0-0	.000	0	0	0	1.2	0	0	0	0	0	3	3.5	
UCF	02/06/18	14	3-5	.600	0-2	.000	0-0	.000	0	1	1	2.3	2	0	2	0	1	2	3.4	
at SMU	02/11/18	12	1-5	.200	0-1	.000	2-2	1.000	0	0	0	1.2	1	1	2	0	1	8	3.6	
WICHITA STATE	02/18/18	6	0-0	.000	0-0	.000	1-2	.500	1	0	1	1.2	0	0	0	0	0	1	3.5	
UCONN	02/22/18	11	1-5	.200	0-2	.000	0-0	.000	1	0	1	1.2	2	1	1	0	0	2	3.5	
TULSA	02/25/18	7	1-2	.500	0-0	.000	0-1	.000	1	0	1	1.2	0	0	1	1	0	2	3.4	
at Tulane	03/01/18	27	2-6	.333	0-0	.000	2-4	.500	3	2	5	1.3	1	1	3	2	1	6	3.5	
at Wichita State	03/04/18	9	1-1	1.000	1-1	1.000	0-0	.000	0	1	1	1.3	1	0	0	0	0	3	3.5	
vs SMU	03/09/18	8	0-2	.000	0-1	.000	0-1	.000	0	1	1	1.3	1	0	1	0	0	0	3.4	
vs Memphis	3-10-18	9	0-1	.000	0-1	.000	0-0	.000	0	1	1	1.3	2	0	0	0	1	0	3.3	
vs Houston	3-11-18	0	0-0	.000	0-0	.000	0-0	.000	0	0	0	1.3	1	0	0	0	0	0	3.2	
vs Georgia State	03/16/18	1	0-1	.000	0-0	.000	0-0	.000	0	0	0	1.2	0	0	0	0	0	0	3.1	
Totals		0	325	40-104	.385	4-27	.148	17-32	.531	15	25	40	1.2	23	14	27	5	15	101	3.1



#3 MIKA ADAMS-WOODS

SYRACUSE, N.Y. (BISHOP LUDDEN HS/NEW HAMPTON SCHOOL [N.H.])

MOMENTS

- » Tallied a season-high 14 points with three assists and two steals vs. Memphis (2/13/20).
- » Scored 11 points with a team-high four assists in his first career start vs. No. 21 Tennessee (12/18/19).

2019-20 Season (Freshman): Scored 10 points and grabbed a season-high six rebounds in 40 minutes at East Carolina (2/16) ... posted a season-high 14 points with a trio of 3-pointers, three assists and two steals against Memphis (2/13) ... tallied 10 points, five rebounds, and two steals against Iowa (12/21) ... scored 11 points with a game-high four assists against No. 21 Tennessee (12/18) ... contributed 10 points on 4-of-4 shooting with a pair of threes at Xavier (12/7) ... posted 10 points with a pair of threes to go with five rebounds in 28 minutes against UNLV (11/30) ... scored 10 points 4-of-6 shooting in 18 minutes vs. Valparaiso (11/25) ... contributed a basket, five rebounds and three assists in his collegiate debut vs. Drake (11/11).

Prior to Cincinnati: Averaged 19.0 points, 6.2 rebounds, 4.5 assists and 1.9 steals while shooting 52.5 percent from three-point range during the 2018-19 season, his second year at New Hampton School (N.H.) ... helped lead the prep school to a runner-up finish at the 2018 NEPSAC AAA Championship while averaging 16.1 points, 5.1 rebounds, 4.2 assists and 1.9 steals ... earned New England Preparatory School Athletic Council (NEPSAC) Class AAA first-team honors each of the past two seasons at the New Hampton School ... rated as the No. 10 prospect in New England by the New England Recruiting Report and the No. 2 player in the state. He was also the No. 34 point guard nationally according to Rivals.com ... spent three seasons at Bishop Ludden High School in Syracuse, N.Y., where he scored over 1,200 points. He averaged 19.8 points as a junior in 2016-17 while earning first-team All-Central New York honors.

Personal: Born Feb. 23, 2000 in Syracuse, N.Y. ... son of Porsche and Carzel ... Guardian is Victoria Woods ... has one brother, Joseph and one sister, Myeisha ... left-handed.

SEASON & CAREER STATISTICS

2019-20 Season			Career
14 vs. Memphis, 2/13/20	Pts	14 vs. Memphis, 2/13/20	
10 vs. Memphis, 2/13/20	FG Atts	10 vs. Memphis, 2/13/20	
4, 5x (last at ECU, 2/16/20)	FG Made	4, 5x (last at ECU, 2/16/20)	
7 vs. Memphis, 2/13/20	3PT-FG Atts	7 vs. Memphis, 2/13/20	
3 vs. Memphis, 2/13/20	3PT-FG Made	3 vs. Memphis, 2/13/20	
4, 4x (last at Houston, 3/1/20)	FT Atts	4, 4x (last at Houston, 3/1/20)	
4, 2x (last vs. Tennessee, 12/18/19)	FT Made	4, 2x (last vs. Tennessee, 12/18/19)	
6 at ECU, 2/16/20	Rebs	6 at ECU, 2/16/20	
5, 2x (last at UCF, 1/11/20)	Assts	5, 2x (last at UCF, 1/11/20)	
2, 6x (last at Houston, 3/1/20)	Stls	2, 6x (last at Houston, 3/1/20)	
2 vs. SMU, 1/28/20	Blks	2 vs. SMU, 1/28/20	
40 at ECU, 2/16/20	Mins	40 at ECU, 2/16/20	

MISCELLANEOUS STATISTICS

CATEGORY	2019-20	CAREER
Double-Figure Scoring Games	7	7
Double-Figure Rebounding Games	0	0
Double-Double Games	0	0
20-Point Scoring Games	0	0
Games Led Team in Scoring	0	0
Games Led Team in Rebounding	0	0
Games Led Team in Assists	2	2
Games With 3+ Assists	7	7
Games With 3+ Blocks	0	0
Games With 3+ Steals	0	0
Games With 3+ 3-Pointers	1	1

GAME-BY-GAME STATISTICS

2019-20 (FRESHMAN SEASON)

Opponent	Date	gs	min	Total		3-Pointers		Free throws		Rebounds			pf	a	to	blk	stl	pts	avg	
				fg-fga	pct	fg-fga	pct	ft-fa	pct	off	def	tot								
DRAKE	11/11/19	14	1-3	333	0-0	.000	0-0	.000	0	5	5	5.0	2	3	0	0	1	2	2.0	
ALABAMA A&M	11/14/19	13	1-3	333	1-2	.500	2-2	1.000	0	1	1	3.0	1	4	0	0	5	3.5		
vs Illinois State	11/22/19	13	0-0	.000	0-0	.000	0-1	.000	0	1	1	2.3	1	0	3	0	0	2.3		
vs Bowling Green	11/24/19	4	0-1	.000	0-0	.000	0-0	.000	0	0	0	1.8	0	0	0	0	0	1.8		
vs Valparaiso	11/25/19	18	4-6	.667	1-2	.500	1-1	1.000	0	1	1	1.6	2	0	2	0	1	10	3.4	
UNLV	11/30/19	29	4-6	.667	2-4	.500	0-1	.000	0	5	5	2.2	4	1	1	1	0	10	4.5	
VERMONT	12/03/19	18	1-2	.500	0-0	.000	4-4	1.000	0	3	3	2.3	1	2	1	0	1	6	4.7	
at Xavier	12/07/19	21	4-4	1.000	2-2	1.000	0-0	.000	0	3	3	2.4	1	0	2	0	0	10	5.4	
COLGATE	12/14/19	24	2-5	.400	2-4	.500	2-2	1.000	0	1	1	2.2	2	0	1	0	0	8	5.7	
TENNESSEE	12/18/19	31	3-6	.500	1-3	.333	4-4	1.000	0	3	3	2.3	1	4	0	0	0	11	6.2	
vs Iowa	12/21/19	22	3-5	.600	2-3	.667	2-2	1.000	0	5	5	2.5	4	1	0	0	2	10	6.5	
UCONN	01/01/20	27	1-3	.333	1-2	.500	1-2	.500	0	3	3	2.6	2	5	2	0	4	6	6.3	
at Tulane	01/04/20	14	1-4	.250	0-3	.000	0-0	.000	0	1	1	2.5	5	0	1	0	0	2	6.0	
TULSA	01/08/20	13	0-1	.000	0-1	.000	0-0	.000	0	1	1	2.4	4	0	1	0	0	0	5.6	
at UCF	01/11/20	20	1-2	.500	1-2	.500	0-0	.000	0	1	1	2.3	1	5	0	0	1	3	5.4	
at Memphis	01/16/20	20	1-4	.250	0-3	.000	0-0	.000	0	1	1	2.2	3	2	2	0	2	2	5.2	
EAST CAROLINA	01/19/20	18	1-2	.500	1-2	.500	0-0	.000	1	2	3	2.2	2	4	0	1	1	3	5.1	
at Temple	01/22/20	22	1-4	.250	1-4	.250	0-0	.000	0	2	2	2.2	1	1	1	0	0	3	4.9	
SMU	01/28/20	22	0-2	.000	0-1	.000	0-0	.000	0	1	1	2.2	0	1	1	2	2	0	4.7	
HOUSTON	02/01/20	23	1-4	.250	0-2	.000	0-0	.000	0	1	1	2.1	2	1	0	0	0	2	4.6	
at Wichita St.	02/06/20	18	2-4	.500	0-0	.000	0-0	.000	0	0	0	2.0	2	2	0	0	0	4	4.5	
at UConn	02/09/20	20	1-1	1.000	1-1	1.000	0-0	.000	0	3	3	2.0	4	0	2	0	0	3	4.5	
MEMPHIS	02/13/20	36	4-10	.400	3-7	.429	3-4	.750	1	3	4	2.1	1	3	0	1	2	14	4.9	
at East Carolina	02/16/20	40	4-9	.444	1-3	.333	1-2	.500	3	3	6	2.3	3	4	3	1	2	10	5.1	
UCF	02/19/20	21	1-3	.333	0-1	.000	2-2	1.000	0	0	0	2.2	4	2	2	0	0	4	5.0	
WICHITA ST.	02/23/20	29	3-7	.429	0-1	.000	1-2	.500	3	2	5	2.3	0	0	0	0	0	7	5.1	
at Houston	03/01/20	29	1-4	.250	1-2	.500	3-4	.750	0	2	2	2.3	1	0	1	0	2	6	5.1	
Totals		18	579	46-105	.438	21-55	.382	26-33	.788	8	54	62	2.3	54	42	30	6	17	139	5.1

CAREER STATISTICS

			Total		3-Point		F-Throws		Rebounds											Scoring	
Season	gp-gs	min/avg	fg-fga	pct	fg-fga	pct	ft-fa	pct	off	def	tot	avg	pf	fo	ast	to	blk	stl	pts	avg	
2019-20	27-18	579/21.4	46-105	.438	21-55	.382	26-33	.788	8	54	62	2.3	54	1	42	30	6	17	139	5.1	
TOTAL	27-18	579/21.4	46-105	.438	21-55	.382	26-33	.788	8	54	62	2.3	54	1	42	30	6	17	139	5.1	



#13 TREVON SCOTT

FORWARD • 6-8 • 225 • R-SENIOR • 3L • TOWNSEND, GA. (McINTOSH COUNTY ACADEMY)

CONFERENCE AWARDS

- » AAC Player of the Week (2/17/20)
- » AAC Weekly Honor Roll (3X: 2/24/20; 2/10/20; 1/13/20)
- » All-Tournament Team (2019)

OTHER HONORS

- » College Sports Madness National Player of the Week (2/17/20)

MOMENTS

- » Had 22 points and 21 rebounds vs. UCF (2/19), becoming the first Bearcat to register 20 points and 20 rebounds in a game since Kenyon Martin (vs. DePaul on 2/21/1998).
- » Scored 25 points with 19 rebounds and a trio of threes vs. Memphis (2/12/20).
- » Scored 25 points with 13 rebounds and four steals at UConn (2/9/20)
- » Notched 17 points and 12 rebounds against SMU (3/15/19) in the AAC Tournament Quarterfinals.
- » Posted 22 points with 10 rebounds, making 12 of 13 free throws vs. Northern Kentucky (12/4/18).

2019-20 Season (R-Senior): Posted 22 points and a career-high 21 rebounds vs. UCF (2/19), becoming the first Bearcat to register 20 points and 20 rebounds in a game since Kenyon Martin recorded 24 points and 23 rebounds vs. DePaul (2/21/1998) ... tallied 14 points, 12 rebounds and three blocks at East Carolina (2/16) ... posted 25 points and a career-high 19 rebounds with a trio of threes against Memphis (2/13) ... scored a career-high 25 points and tied a career-best with 13 rebounds to go with four steals at UConn (2/9) ... registered 16 points, 11 rebounds and four assists against then-No. 21 Houston (2/1) ... posted 16 points, 11 rebounds and five assists at Temple (1/22/20) ... tallied a season-high 18 points with 11 rebounds vs. East Carolina (1/19) ... had 14 points, 11 rebounds to go with four steals and four assists at UCF (1/11) ... posted 10 points and a career-high 13 rebounds against UConn (1/1) ... scored a game-high 15 points on 7-of-11 shooting with a game-high seven rebounds vs. No. 21 Tennessee (12/18) ... recorded 13 points and a game-high 12 rebounds against Vermont (12/3) ... posted a double-double with 12 points and 11 rebounds against Valparaiso (11/25) ... scored 16 points on 7-of-10 shooting with eight rebounds against Alabama A&M (11/14).

2018-19 Season (R-Junior): Started all 35 games, averaging 9.3 points, 6.9 rebounds and 1.5 assists in 30.6 minutes ... named to American Championship All-Tournament Team, averaging 13.7 points and a team-high 9.3 rebounds ... finished the season ranked among AAC leaders in rebounds (seventh at 6.9), offensive rebounds (seventh at 2.3), defensive rebounds (ninth at 4.5), field goal percentage (14th at .472) and minutes played (19th at 30.6) ... registered five double-doubles on the season, including 17 points and a career-high 12 rebounds against SMU (3/15) in the quarterfinals of the AAC Tournament ... achieved a career-high 22 points with 10 rebounds while making 12 of 13 free throws vs. Northern Kentucky (12/4) ... scored in double figures in 16 games ... led the Bearcats in rebounding in 19 games ... named to the Bearcats Academic Honor Roll and Dean's List during the 2019 spring semester.

2017-18 Season (R-Sophomore): Played in all 36 games as a reserve, averaging 3.1 points, 3.6 rebounds, and 0.9 assists in 12.5 minutes ... shot 55.4 percent (41 of 74) from the field ... scored a season-high 10 points on 3-of-7 shooting with six rebounds in 17 minutes at Tulane (3/1) ... posted nine points on 4-of-5 shooting with a season-high nine rebounds in 19 minutes against UConn (2/22) ... grabbed at least one rebound in 30 of 36 games ... named to the Bearcats Academic Honor Roll and Dean's List during the fall 2017 semester ... earned Legion of Excellence Award for team's highest grade-point average ... received 2018 Academic All-AAC honors.

2016-17 Season (R-Freshman): Played in 35 games as a reserve, averaging 3.1 points and 2.5 rebounds in 10.2 minutes ... shot 50 percent (45 of 90) from the field on the season ... scored a season-high 11 points on 5-of-10 shooting with seven rebounds and three assists in 18 minutes against Texas Southern (12/13) ... recorded 10 points on 5-of-5 shooting against Fairleigh Dickinson (12/17) ... registered 10 points on 5-of-6 shooting against Penn State (11/20) ... tallied nine points and nine rebounds with a season-best five assists and five blocks in a season-high 29 minutes against Lipscomb (11/26) ... recorded nine points, seven rebounds and a season-high five steals against USF (1/29) ... grabbed at least one rebound in 28 of 35 games played.

SEASON & CAREER STATISTICS

2019-20 SEASON		CAREER
25, 2x (last vs. Memphis, 2/9/20)	Pts	25, 2x (last vs. Memphis, 2/9/20)
20 vs. UCF, 2/19/20	FG Atts	20 vs. UCF, 2/19/20
10 at UConn, 2/9/20	FG Made	10 at UConn, 2/9/20
6 at UConn, 2/9/20	3PT-FG Atts	6 at UConn, 2/9/20
3 vs. Memphis, 2/9/20	3PT-FG Made	3 vs. Memphis, 2/9/20
10 vs. Memphis, 2/9/20	FT Atts	13 vs. NKU, 12/4/18
6, 3x (last at Houston, 3/1/20)	FT Made	12 vs. NKU, 12/4/18
21 vs. UCF, 2/19/20	Rebs	21 vs. UCF, 2/19/20
8 at Tulane, 1/4/20	Assts	8 at Tulane, 1/4/20
4, 3x (last at UConn, 2/9/20)	Stls	5 vs. USF, 1/29/17
3 at Xavier, 12/7/19	Blks	5 vs. Lipscomb, 11/26/16
48 vs. UCF, 2/19/20	Mins	48 vs. UCF, 2/19/20

MISCELLANEOUS STATISTICS

CATEGORY	2016-17	2017-18	2018-19	2019-20	CAREER
Double-Figure Scoring Games	3	1	16	16	36
Double-Figure Rebounding Games	1	0	7	17	25
Double-Double Games	0	0	5	12	17
20-Point Scoring Games	0	0	2	3	5
Games Led UC in Scoring	0	0	2	6	8
Games Led UC in Rebounding	2	5	19	20	46
Games Led UC in Assists	1	2	0	2	5
Games With 3+ Assists	2	6	8	10	26
Games With 3+ Blocks	1	0	0	2	3
Games With 3+ Steals	1	0	0	8	9
Games With 3+ 3-Pointers	0	0	0	1	1

2015-16 Season (Redshirt): Did not see action.

Prior to Cincinnati: Named the Georgia Region 2A Player of the Year as a junior and senior ... tabbed first team all-region as a freshman and sophomore ... set the school scoring mark with 1,824 points while averaging 13.3 rebounds during his career at McIntosh County Academy in Darien, Georgia (population 1,880) ... averaged 21.6 points, 14.1 rebounds, 6.5 assists and 3.5 blocks as a senior ... posted 22.3 points, 13.7 rebounds, 6.7 assists and 3.7 blocks as a junior ... tabbed a three-star prospect by ESPN, Rivals.com and Scout.com and 247 Sports.

Personal: Born Nov. 25, 1996 in Brunswick, Georgia ... son of Anitra and Eddie Scott ... has two sisters, Jada and Jady, who are freshmen on Cincinnati's women's basketball team in 2019-2020... right-handed

CAREER STATISTICS

			Total		3-Point		F-Throws		Rebounds											Scoring	
Season	gp-gs	min/avg	fg-fga	pct	fg-fga	pct	ft-fa	pct	off	def	tot	avg	pf	fo	ast	to	blk	stl	pts	avg	
2016-17	35-0	356/10.2	45-90	.500	1-3	.333	16-32	.500	24	64	88	2.5	25	0	20	16	15	17	107	3.1	
2017-18	36-0	449/12.5	41-74	.554	0-1	.000	28-47	.596	50	78	128	3.6	38	0	32	22	7	15	110	3.1	
2018-19	35-35	1071/30.6	125-265	.472	12-39	.308	64-96	.667	82	158	240	6.9	60	1	52	39	19	29	326	9.3	
2019-20	28-28	939/33.5	127-256	.496	16-54	.296	46-74	.622	80	213	293	10.5	51	0	60	60	24	44	316	11.3	
TOTAL	134-63	2815/21.0	338-685	.493	29-97	.299	154-249	.618	236	513	749	5.6	174	1	164	137	65	105	859	6.4	



#13 TREVON SCOTT

FORWARD • 6-8 • 225 • R-SENIOR • 3L • TOWNSEND, GA. (McINTOSH COUNTY ACADEMY)

GAME-BY-GAME STATISTICS

2019-20 (R-SENIOR SEASON)

Opponent	Date	gs	min	Total		3-Pointers		Free throws		Rebounds			pf	a	t/o	blk	stl	pts	avg	
				fg-fga	pct	3fg-fga	pct	ft-fa	pct	off	def	tot								
at Ohio St.	11/06/19	*	32	0-7	.000	0-2	.000	3-4	.750	6	6	12	12.0	3	2	2	0	3	3.0	
DRAKE	11/11/19	*	19	2-4	.500	1-2	.500	0-0	.000	4	7	11	11.5	3	2	1	1	0	5	4.0
ALABAMA A&M	11/14/19	*	21	7-10	.700	0-2	.000	2-2	1.000	1	7	8	10.3	2	0	1	1	0	16	8.0
vs Illinois State	11/22/19	*	33	6-11	.545	0-1	.000	2-2	1.000	3	4	7	9.5	2	3	4	2	1	14	9.5
vs Bowling Green	11/24/19	*	27	1-2	.500	0-1	.000	6-8	.750	1	10	11	9.8	4	1	2	1	1	8	9.2
vs Valparaiso	11/25/19	*	37	6-10	.600	0-1	.000	0-0	.000	3	8	11	10.0	0	0	4	0	3	12	9.7
UNLV	11/30/19	*	38	2-5	.400	0-1	.000	0-0	.000	3	6	9	9.9	1	4	3	0	2	4	8.9
VERMONT	12/03/19	*	36	4-10	.400	1-2	.500	4-4	1.000	6	6	12	10.1	2	0	1	0	1	13	9.4
at Xavier	12/07/19	*	35	1-7	.143	0-1	.000	0-0	.000	2	4	6	9.7	4	0	2	3	2	8.6	
COLGATE	12/14/19	*	27	3-4	.750	0-0	.000	0-1	.000	1	5	6	9.3	2	2	2	0	0	6	8.3
TENNESSEE	12/18/19	*	38	7-11	.636	1-2	.500	0-0	.000	3	4	7	9.1	1	1	1	0	0	15	8.9
vs Iowa	12/21/19	*	30	3-11	.273	0-1	.000	0-0	.000	2	5	7	8.9	0	3	1	0	2	6	8.7
UCONN	01/01/20	*	35	5-5	1.000	0-0	.000	0-3	.000	3	10	13	9.2	2	3	2	1	3	10	8.8
at Tulane	01/04/20	*	29	1-3	.333	1-2	.500	0-0	.000	0	6	6	9.0	0	8	2	1	1	3	8.4
TULSA	01/08/20	*	28	5-8	.625	0-1	.000	0-4	.000	2	7	9	9.0	3	2	3	1	4	10	8.5
at UCF	01/11/20	*	33	7-14	.500	0-1	.000	0-0	.000	3	8	11	9.1	4	4	2	1	4	14	8.8
at Memphis	01/16/20	*	35	2-13	.154	0-2	.000	0-2	.000	3	4	7	9.0	0	1	3	1	3	4	8.5
EAST CAROLINA	01/19/20	*	27	1-4	.250	0-0	.000	0-0	.000	2	9	11	9.2	1	4	1	2	2	16	8.9
at Temple	01/22/20	*	34	7-12	.583	1-2	.500	1-3	.333	3	8	11	9.2	2	5	3	1	1	16	9.3
SMU	01/28/20	*	32	1-2	.500	1-1	1.000	0-0	.000	1	8	9	9.2	2	3	1	0	1	3	9.0
HOUSTON	02/01/20	*	38	5-9	.556	1-3	.333	5-6	.833	1	10	11	9.3	0	4	2	2	1	16	9.3
at Wichita St.	02/06/20	*	35	2-4	.500	1-1	1.000	4-6	.667	3	8	11	9.4	1	2	1	0	1	9	9.3
at UConn	02/09/20	*	43	10-17	.588	2-6	.333	3-4	.750	4	9	13	9.5	1	2	1	2	4	25	10.0
MEMPHIS	02/13/20	*	42	8-13	.615	3-5	.600	6-10	.600	7	12	19	9.9	4	1	4	0	1	25	10.6
at East Carolina	02/16/20	*	40	7-10	.700	0-1	.000	0-0	.000	0	12	12	10.0	2	1	2	3	1	22	10.8
UCF	02/19/20	*	47	9-20	.450	1-4	.250	3-4	.750	8	13	21	10.4	1	2	4	0	3	22	11.2
WICHITA ST.	02/23/20	*	33	3-7	.429	1-2	.500	1-2	.500	2	9	11	10.4	2	0	1	2	1	8	11.1
at Houston	03/01/20	*	35	5-13	.385	1-5	.200	6-9	.667	3	8	11	10.5	1	3	1	0	0	17	11.3
Totals			28	939	127-256	496	16-54	296	46-74	622	80	213	293	10.5	51	60	24	44	316	11.3

2017-18 (R-SOPHOMORE SEASON)

Opponent	Date	gs	min	Total		3-Pointers		Free throws		Rebounds			pf	a	t/o	blk	stl	pts	avg	
				fg-fga	pct	3fg-fga	pct	ft-fa	pct	off	def	tot								avg
SAVANNAH STATE	11/10/17	12	1-2	500	0-0	.000	2-2	1.000	1	2	3	3.0	2	3	1	0	1	4	4.0	
WESTERN CAROLINA	11/13/17	18	2-2	1.000	0-0	.000	2-3	.667	1	5	6	4.5	3	6	3	1	2	6	5.0	
COPPIN STATE	11/16/17	12	2-2	1.000	0-0	.000	2-2	1.000	2	3	5	4.7	0	3	0	0	1	6	5.3	
vs Buffalo	11/20/17	6	0-0	.000	0-0	.000	0-0	.000	0	0	0	3.5	1	0	2	0	1	0	4.0	
vs Richmond	11/21/17	20	1-1	1.000	0-0	.000	2-4	.500	0	3	3	3.4	2	0	1	0	1	4	4.0	
vs Wyoming	11/22/17	12	1-2	500	0-0	.000	0-0	.000	0	4	4	3.5	0	0	1	0	0	2	3.7	
ALABAMA STATE	11/27/17	15	2-3	.667	0-0	.000	1-2	.500	3	4	7	4.0	0	1	1	0	0	5	3.9	
at Xavier	12/02/17	18	2-2	1.000	0-0	.000	0-0	.000	4	3	7	4.4	3	1	1	1	1	4	3.9	
vs Florida	12/09/17	19	0-1	.000	0-0	.000	0-0	.000	1	1	2	4.1	1	0	1	0	0	0	3.4	
MISSISSIPPI ST.	12/12/17	6	0-0	.000	0-0	.000	0-0	.000	0	0	0	3.7	1	1	0	0	0	0	3.1	
at UCLA	12/16/17	5	0-0	.000	0-0	.000	0-0	.000	1	0	1	3.5	1	0	0	0	0	0	2.8	
UA-PINE BLUFF	12/19/17	14	1-3	.333	0-0	.000	4-6	.667	4	1	5	3.6	0	3	0	0	2	6	3.1	
CLEVELAND STATE	12/21/17	10	1-1	1.000	0-0	.000	0-0	.000	0	0	0	3.3	0	0	0	1	0	2	3.0	
MEMPHIS	12/31/17	13	0-0	.000	0-0	.000	1-2	.500	2	1	3	3.3	0	3	0	0	1	1	2.9	
at Temple	01/04/18	4	0-0	.000	0-0	.000	2-2	1.000	1	1	2	3.2	0	0	4	0	0	2	2.8	
SMU	01/07/18	17	2-2	1.000	0-0	.000	0-2	.000	0	4	4	3.3	0	1	0	1	1	4	2.9	
at USC	1/13/18	8	0-0	.000	0-0	.000	1-2	.500	0	1	1	3.1	2	0	0	0	0	1	2.8	
at UCF	1/16/18	10	1-1	1.000	0-0	.000	0-0	.000	2	0	2	3.1	0	0	0	0	0	2	2.7	
ECU	01/20/18	14	1-2	500	0-0	.000	3-6	.500	1	6	7	3.3	2	0	0	0	0	5	2.8	
TEMPLE	01/24/18	13	1-3	.333	0-0	.000	0-0	.000	4	2	6	3.4	2	0	1	1	1	2	2.8	
at Memphis	1/27/18	4	1-1	1.000	0-0	.000	0-0	.000	0	0	0	3.2	0	1	1	0	0	2	2.8	
HOUSTON	01/31/18	13	0-2	.000	0-0	.000	0-1	.000	2	2	4	3.3	1	0	0	0	0	0	2.6	
at UCONN	2/3/18	7	0-0	.000	0-0	.000	2-2	1.000	0	2	2	3.2	0	0	0	0	0	2	2.6	
UCF	02/06/18	14	2-4	.500	0-0	.000	0-1	.000	3	5	8	3.4	1	2	0	0	0	4	2.7	
at SMU	02/11/18	18	1-5	.200	0-1	.000	0-0	.000	3	2	5	3.5	2	4	0	0	1	2	2.6	
at Houston	2/15/18	6	1-1	1.000	0-0	.000	0-0	.000	0	0	0	3.3	0	0	1	0	0	2	2.6	
WICHITA STATE	02/18/18	4	1-1	1.000	0-0	.000	0-0	.000	0	0	0	3.2	1	0	0	0	0	2	2.6	
UCONN	02/22/18	19	4-5	.800	0-0	.000	1-4	.250	2	7	9	3.4	2	2	2	0	0	9	2.8	
TULSA	02/25/18	21	0-3	.000	0-0	.000	0-0	.000	3	4	7	3.6	3	0	1	1	0	0	2.7	
at Tulane	03/01/18	17	3-7	.429	0-0	.000	4-4	1.000	2	4	6	3.6	1	0	1	0	1	10	3.0	
at Wichita State	03/04/18	7	1-2	.500	0-0	.000	0-0	.000	2	1	3	3.6	0	0	0	0	0	2	2.9	
vs SMU	03/09/18	12	3-5	.600	0-0	.000	1-2	.500	2	1	3	3.6	0	0	0	0	0	7	3.1	
vs Memphis	3-10-18	18	3-6	.500	0-0	.000	0-0	.000	1	3	4	3.6	2	1	0	0	0	6	3.2	
vs Houston	3-11-18	16	0-2	.000	0-0	.000	0-0	.000	0	1	1	3.5	2	0	0	1	0	0	3.1	
vs Georgia State	03/16/18	10	1-1	1.000	0-0	.000	0-0	.000	1	2	3	3.5	0	0	0	0	0	2	3.0	
vs Nevada	03/18/18	17	2-2	1.000	0-0	.000	0-0	.000	2	3	5	3.6	3	0	0	0	0	4	3.1	
Totals		0	449	41-74	554	0-1	.000	28-47	596	50	78	128	3.6	38	32	22	7	15	110	3.1

2018-19 (R-JUNIOR SEASON)

Opponent	Date	gs	min	Total		3-Pointers		Free throws		Rebounds			pf	a	t/o	blk	stl	pts	avg	
				fg-fga	pct	ft-fa	pct	off	def	tot	avg									
OHIO ST.	11/07/18	*	29	2-5	.400	1-3	.333	3-4	.750	2	4	6	6.0	2	2	2	2	0	8	8.0
N.C. CENTRAL	11/13/18	*	29	6-6	1.000	0-0	.000	0-0	.000	1	2	3	4.5	0	2	1	1	1	12	10.0
MILWAUKEE	11/16/18	*	38	6-13	.462	1-3	.333	2-4	.500	2	8	10	6.3	1	2	1	0	2	15	11.7
WESTERN MICH.	11/19/18	*	30	2-7	.286	0-0	.000	0-0	.000	1	2	3	3.5	3	2	0	0	1	4	9.8
George Mason	11/23/18	*	37	7-9	.778	0-0	.000	0-1	.000	2	6	8	6.0	2	1	1	1	0	14	10.6
vs Ole Miss	11/24/18	*	33	3-6	.500	0-0	.000	3-6	.500	2	7	9	6.5	3	0	1	2	1	9	10.3
ARK-PINE BLUFF	11/27/18	*	16	4-7	.571	0-0	.000	3-4	.750	2	5	7	6.6	3	1	4	0	1	11	10.4
at UNLV	12/01/18	*	31	2-6	.333	0-0	.000	0-0	.000	0	2	2	6.0	5	0	3	0	1	4	9.6
NORTHERN KY.	12/04/18	*	28	5-8	.625	0-0	.000	12-13	.923	3	7	10	6.4	0	3	1	1	0	22	11.0
XAVIER	12/08/18	*	34	5-11	.455	0-0	.000	0-0	.000	2	8	10	6.8	2	0	0	1	1	10	10.9
at Mississippi State	12/15/18	*	27	2-9	.222	0-0	.000	1-2	.500	1	3	4	5.5	4	0	1	1	1	5	10.4
UCLA	12/19/18	*	21	2-5	.400	0-2	.000	3-4	.750	2	3	5	6.4	0	4	0	1	1	7	10.1
SOUTH CAROLINA ST.	12/22/18	*	20	3-5	.600	0-0	.000	0-0	.000	4	1	5	6.3	0	2	1	0	0	6	9.8
TULANE	01/02/19	*	24	3-11	.273	0-2	.000	1-2	.500	2	1	3	6.1	2	1	0	1	1	7	9.6
at ECU	01/05/19	*	28	5-9	.556	0-1	.000	2-4	.500	3	6	9	6.3	3	3	2	0	1	12	9.7
at Tulsa	01/10/19	*	31	5-7	.714	0-0	.000	2-2	1.000	2	7	9	6.4	1	1	2	0	2	12	9.9
UCONN	01/12/19	*	34	1-7	.143	0-0	.000	0-0	.000	0	1	1	6.1	2	3	1	0	0	2	9.4
SOUTH FLA.	01/15/19	*	31	4-5	.800	0-0	.000	4-4	1.000	1	3	4	6.0	3	0	0	1	2	12	9.6
at Wichita St.	01/19/19	*	36	1-4	.250	0-0	.000	3-4	.750	4	6	10	6.2	1	1	2	1	0	5	9.3
TULSA	01/24/19	*	28	6-7	.857	1-1	1.000	0-1	.000	2	9	11	6.5	1	1	0	0	1	13	9.5
at Temple	01/27/19	*	29	5-8	.625	0-1	.000	3-5	.600	1	5	6	6.4	3	1	2	0	0	13	9.7
SMU	02/02/19	*	27	1-1	1.000	0-0	.000	0-0	.000	3	0	3	6.3	3	2	1	0	0	2	9.3
at Memphis	02/07/19	*	34	4-9	.444	2-5	.400	3-7	.429	3	6	9	6.4	1	3	0	0	1	13	9.5
at Houston	02/10/19	*	35	1-4	.250	1-2	.500	0-0	.000	0	3	3	6.3	0	1	0	0	1	3	9.2
WICHITA ST.	02/17/19	*	32	1-7	.143	0-0	.000	1-2	.500	3	5	8	6.3	1	4	0	1	1	3	9.0
UCF	02/21/19	*	29	3-7	.429	1-2	.500	0-0	.000	3	2	5	6.3	1	2	2	1	1	7	8.9
at UConn	02/24/19	*	29	2-7	.286	0-1	.000	1-2	.500	4	4	8	6.3	4	0	3	1	1	5	8.7
at SMU	02/27/19	*	22	2-8	.250	0-2	.000	0-0	.000	4	6	10	6.5	0	2	2	0	0	4	8.6
MEMPHIS	03/02/19	*	32	3-6	.500	0-1	.000	2-4	.500	3	4	7	6.5	0	1	2	1	2	8	8.6
at UCF	03/07/19	*	39	9-15	.600	2-3	.667	0-1	.000	6	3	9	6.6	1	3	1	0	1	20	8.9
HOUSTON	03/10/19	*	33	1-5	.200	0-2	.000	5-6	.833	3	5	8	6.6	3	0	1	0	0	7	8.9
vs SMU	03/15/19	*	35	8-17	.471	0-2	.000	1-2	.500	5	7	12	6.8	0	1	1	0	2	17	9.1
vs Wichita St.	03/16/19	*	39	4-11	.364	2-3	.667	2-4	.500	2	6	8	6.8	2	1	0	1	1	12	9.2
vs Houston	03/17/19	*	34	3-5	.600	1-2	.500	5-6	.833	1	7	8	6.9	1	2	0	0	0	12	9.3
vs Iowa	03/22/19	*	37	4-8	.500	0-1	.000	2-2	1.000	3	4	7	6.9	2	0	1	1	1	10	9.3
Totals		35	1071	125-265	.472	12-39	.308	64-96	.667	82	158	240	6.9	60	52	39	19	29	326	9.3



#20 MAMOUDOU DIARRA

FORWARD • 6-9 • 220 • R-SOPHOMORE • 1L • BAMAKO, MALI (22 FEET ACADEMY [S.C.])

2019-20 Season (R-Sophomore): Played a career-high 20 minutes at Wichita State (2/6), scoring five points with a 3-pointer ... posted seven points, four rebounds and two blocks against ECU 91/19) ... pulled down six rebounds in seven minutes at Xavier (12/7) ... grabbed a career-high nine rebounds against Alabama A&M (11/14) ... tallied four points, five rebounds and a block in 16 minutes against Drake (11/11).

2018-19 Season (R-Freshman): Played in 20 games as a reserve, averaging 2.3 points and 1.9 rebounds in 6.9 minutes ... scored a season-high nine points on 4-of-6 shooting with a pair of rebounds and a block in 13 minutes against Arkansas-Pine Bluff (11/27) ... tallied eight points and five rebounds in 12 minutes against South Carolina State (12/22) ... scored six points and grabbed six rebounds in a season-high 15 minutes at UConn (2/24).

2017-18 Season (Redshirt): Played in seven games as a reserve, averaging 2.9 points, 1.9 rebounds and 0.7 blocks in 6.6 minutes ... scored a season-high nine points with six rebounds and a block in a season-high 12 minutes against Western Carolina (11/13) ... netted five points and a three-pointer with three rebounds in nine minutes against Coppin State (11/16) ... scored in five of his seven games ... named to the Bearcat Honor Roll during the fall 2017 semester.

Prior to Cincinnati: Helped 22 Feet Academy to a 29-9 record in 2016-17 while earning First Team All-Grind Session accolades and averaging 18.5 points, 10.2 rebounds and 3.2 blocks ... honored as one of 30 campers from 23 countries invited to participate in the NBA's Basketball Without Borders Camp surrounding the 2015 NBA All-Star Game.

Personal: Born Oct. 4, 1997 in Bamako, Mali ... son of Mastan Baha and Salifou Diarra ... has one sister, Kadidia ... his aunt Marietou Diarra played professional basketball in France ... right-handed.

SEASON & CAREER STATISTICS

2019-20 SEASON

7 vs. ECU, 1/19/20	Pts	9, 2x (last vs. Ark.-Pine Bluff, 11/27/18)
4, 2x (last at UConn, 2/9/20)	FG Atts	6, 3x (last vs. SC State, 12/22/18)
3 vs. ECU, 1/19/20	FG Made	4 vs. Arkansas-Pine Bluff, 11/27/18
1, 4x (last at Houston, 3/1/20)	3PT-FG Atts	1, 4x (last at Houston, 3/1/20)
1, 4x (last at Houston, 3/1/20)	3PT-FG Made	1, 6x (last at Houston, 3/1/20)
4 at Tulane, 1/4/20	FT Atts	4, 3x (last 4 at Tulane, 1/4/20)
4 at Tulane, 1/4/20	FT Made	4 at Tulane, 1/4/20
9 vs. Alabama A&M, 11/14/19	Rebs	9 vs. Alabama A&M, 11/14/19
1, 6x (last vs. Wichita State, 2/23/20)	Assts	1, 12x (last vs. Wichita State, 2/23/20)
1, 7x (last vs. Wichita State, 2/23/20)	Stls	2 at UCF, 3/7/19
2 vs. ECU, 1/19/20	Blks	2, 3x (last vs. ECU, 1/19/20)
20 at Wichita State, 2/6/20	Mins	20 at Wichita State, 2/6/20

CAREER

MISCELLANEOUS STATISTICS

CATEGORY	2017-18	2018-19	2019-20	CAREER
Double-Figure Scoring Games	0	0	0	0
Double-Figure Rebounding Games	0	0	0	0
Double-Double Games	0	0	0	0
20-Point Scoring Games	0	0	0	0
Games Led Team in Scoring	0	0	0	0
Games Led Team in Rebounding	0	0	0	0
Games Led Team in Assists	0	0	0	0
Games With 3+ Assists	0	0	0	0
Games With 3+ Blocks	0	0	0	0
Games With 3+ Steals	0	0	0	0
Games With 3+ Three-Pointers	0	0	0	0

GAME-BY-GAME STATISTICS

2019-20 (R-SOPHOMORE SEASON)

Opponent	Date	gs	min	Total		3-Pointers		Free throws		Rebounds										
				fg-fga	pct	3fg-3fga	pct	ft-fa	pct	off	def	tot	avg	pf	a	to	blk	stl	pts	avg
at Ohio St.	11/06/19	3	0-0	.000	0-0	.000	0-0	.000	0	0	0	0	0	1	0	0	0	0	0.0	
DRAKE	11/11/19	16	2-3	.667	0-0	.000	0-0	.000	2	3	5	2.5	4	0	2	1	0	4	2.0	
ALABAMA A&M	11/14/19	13	1-2	.500	0-0	.000	0-0	.000	1	8	9	4.7	0	1	0	0	0	2.0		
vs Illinois State	11/22/19	7	0-1	.000	0-0	.000	0-0	.000	0	1	1	3.8	2	0	1	0	1	0.5		
vs Bowling Green	11/24/19	10	0-1	.000	0-0	.000	0-0	.000	1	2	3	3.6	1	1	0	0	1	0.2		
vs Valparaiso	11/25/19	8	1-3	.333	0-0	.000	1-2	.500	1	1	2	3.3	0	1	0	0	0	3.5		
UNLV	11/30/19	6	1-1	1.000	0-0	.000	1-1	1.000	0	1	1	3.0	2	0	0	1	0	3.7		
VERMONT	12/03/19	5	0-0	.000	0-0	.000	0-0	.000	0	0	0	2.6	1	0	1	0	1	0.5		
at Xavier	12/07/19	7	1-1	1.000	0-0	.000	0-2	.000	2	4	6	3.0	1	0	2	0	0	2.6		
vs Iowa	12/21/19	8	1-3	.333	0-0	.000	0-0	.000	1	0	1	2.8	1	0	1	1	0	2.6		
UConn	01/01/20	5	2-4	.500	0-0	.000	1-1	1.000	2	0	2	2.7	2	0	1	0	0	5.9		
at Tulane	01/04/20	12	1-1	1.000	0-0	.000	4-4	1.000	4	0	4	2.8	1	1	1	0	0	6.3		
TULSA	01/08/20	10	1-2	.500	0-0	.000	0-0	.000	0	5	5	3.0	1	1	0	1	1	2.2		
at UCF	01/11/20	9	1-2	.500	0-0	.000	0-0	.000	0	2	2	2.9	3	0	1	0	0	2.2		
at Memphis	01/16/20	5	0-1	.000	0-0	.000	0-0	.000	0	1	1	2.8	0	0	0	0	0	0.2		
EAST CAROLINA	01/19/20	13	3-3	1.000	0-0	.000	1-1	1.000	2	2	4	2.9	0	0	0	2	0	7.4		
at Temple	01/22/20	10	1-1	1.000	1-1	1.000	2-2	1.000	0	2	2	2.8	2	0	0	0	1	5.2		
SMU	01/28/20	7	0-0	.000	0-0	.000	0-0	.000	0	1	1	2.7	1	0	1	0	0	0.2		
HOUSTON	02/01/20	10	0-1	.000	0-0	.000	0-1	.000	2	1	3	2.7	2	0	0	0	0	0.2		
at Wichita St.	02/06/20	20	2-3	.667	1-1	1.000	0-0	.000	0	3	3	2.8	1	0	0	0	0	5.4		
at UConn	02/09/20	6	1-4	.250	0-0	.000	0-0	.000	2	0	2	2.7	3	0	1	0	0	2.4		
MEMPHIS	02/13/20	7	0-2	.000	0-1	.000	0-1	.000	1	1	2	2.7	0	0	1	0	0	0.2		
at East Carolina	02/16/20	13	0-1	.000	0-0	.000	0-2	.000	1	3	4	2.7	0	1	1	0	0	0.2		
UCF	02/19/20	9	2-3	.667	0-0	.000	0-0	.000	3	0	3	2.8	2	0	2	1	0	4.3		
WICHITA ST.	02/23/20	11	2-2	1.000	1-1	1.000	1-2	.500	0	0	0	2.6	1	1	0	0	1	6.4		
at Houston	03/01/20	14	2-3	.667	1-1	1.000	0-0	.000	0	0	0	2.5	2	0	1	1	0	5.2		
Totals		0	244	25-48	.521	4-5	.800	11-19	.579	25	41	66	2.5	34	7	17	8	7	65	2.5

2018-19 (R-FRESHMAN SEASON)

Opponent	Date	gs	min	Total		3-Pointers		Free throws		Rebounds		pf	a	t/o	blk	stl	pts	avg		
				fg-fga	pct	3fg-fga	pct	ft-fa	pct	off	def									
N.C. CENTRAL	11/13/18	4	1-1	1.000	0-0	.000	0-0	.000	0	2	2	2.0	1	0	0	0	0	2.0		
WESTERN MICH.	11/19/18	12	0-2	.000	0-0	.000	2-4	.500	2	4	6	4.0	2	1	0	0	1	2.0		
vs Ole Miss	11/24/18	2	0-0	.000	0-0	.000	0-0	.000	0	1	1	3.0	0	0	0	0	0	1.3		
ARK.-PINE BLUFF	11/27/18	14	4-6	.667	1-1	1.000	0-0	.000	0	2	2	2.8	2	0	0	1	0	9.3		
UCLA	12/19/18	5	0-2	.000	0-0	.000	0-0	.000	0	1	1	2.4	0	1	0	0	0	2.6		
SOUTH CAROLINA ST.	12/22/18	12	3-6	.500	0-1	.000	2-3	.667	1	4	5	2.8	1	0	0	0	0	8.3		
TULANE	01/02/19	12	2-4	.500	0-0	.000	0-0	.000	2	4	6	3.3	1	1	0	2	1	4.3		
at Tulsa	01/10/19	0	0-0	.000	0-0	.000	0-0	.000	0	0	0	2.9	0	0	0	0	0	3.1		
SOUTH FLA.	01/15/19	3	0-1	.000	0-0	.000	0-0	.000	0	0	0	2.6	0	0	0	0	0	2.8		
at Wichita St.	01/19/19	1	0-0	.000	0-0	.000	0-0	.000	0	0	0	2.3	0	0	0	0	0	2.5		
TULSA	01/24/19	10	2-5	.400	0-0	.000	0-0	.000	1	0	1	2.2	3	0	0	1	0	4.6		
at Temple	01/27/19	2	0-0	.000	0-0	.000	0-0	.000	0	0	0	2.0	1	0	0	0	0	2.4		
at Memphis	02/07/19	3	0-1	.000	0-0	.000	0-0	.000	0	2	2	2.0	0	0	0	0	0	2.2		
at UConn	02/24/19	15	2-5	.400	0-0	.000	2-2	1.000	4	6	10	2.3	2	1	2	1	0	6.2		
at SMU	02/27/19	5	0-0	.000	0-0	.000	0-0	.000	0	1	1	2.2	0	0	0	0	1	2.5		
at UCF	03/07/19	14	1-3	.333	0-0	.000	1-2	.500	2	1	3	2.3	0	1	0	1	2	3.4		
HOUSTON	03/10/19	8	1-3	.333	0-0	.000	3-3	1.000	0	1	1	2.2	1	0	1	0	1	5.2		
vs SMU	03/15/19	8	0-1	.000	0-0	.000	0-0	.000	1	0	1	2.1	0	1	1	0	0	2.4		
vs Wichita St.	03/16/19	5	1-1	1.000	0-0	.000	0-0	.000	0	0	0	2.0	0	1	1	0	0	2.4		
vs Iowa	03/22/19	3	0-1	.000	0-0	.000	0-0	.000	0	0	0	1.9	1	0	0	0	0	2.3		
Totals		0	138	17-42	.405	1-2	.500	10-14	.714	11	27	38	1.9	15	6	4	8	5	45	2.3

2017-18 (FRESHMAN SEASON)

Opponent	Date	gs	min	Total		3-Pointers		Free throws		Rebounds		pf	a	t/o	blk	stl	pts	avg		
				fg/fga	pct	3fg/3fga	pct	ft/fta	pct	off	def									
SAVANNAH STATE	11/10/17	0	0-0	.000	0-0	.000	0-0	.000	0	0	0	0	0	0	1	0	0	0.0		
WESTERN CAROLINA	11/13/17	12	3-6	.500	0-0	.000	3-4	.750	2	4	6	3.0	1	0	0	1	0	9.4		
COPPIN STATE	11/16/17	9	1-5	.200	1-2	.500	2-2	1.000	1	2	3	3.0	0	1	1	1	0	5.7		
ALABAMA STATE	11/27/17	8	1-4	.250	0-0	.000	1-1	1.000	1	1	2	2.8	1	0	0	2	1	4.0		
MISSISSIPPI ST.	12/12/17	1	0-0	.000	0-0	.000	0-0	.000	0	0	0	2.2	0	0	0	0	0	0.2		
UA-PINE BLUFF	12/19/17	12	1-3	.333	0-0	.000	0-0	.000	1	0	1	2.0	1	1	2	1	0	2.3		
MEMPHIS	12/31/17	4	1-2	.500	0-0	.000	0-0	.000	0	1	1	1.9	0	0	0	0	0	2.2		
Totals		0	46	7-20	.350	1-2	.500	5-6	.833	5	8	13	1.9	3	2	4	5	1	20	2.9

CAREER STATISTICS

			Total		3-Point		F-Throws		Rebounds											Scoring	
Season	gp-gs	min/avg	fg-fga	pct	fg-fga	pct	ft-fa	pct	off	def	tot	avg	pf	fo	ast	to	blk	stl	pts	avg	
2017-18	7-0	46/6.6	7-20	.350	1-2	.500	5-6	.833	5	8	13	1.9	3	0	2	4	5	1	20	2.9	
2018-19	20-0	138/6.9	17-42	.405	1-2	.500	10-14	.714	11	27	38	1.9	15	0	6	4	8	5	45	2.3	
2019-20	26-0	244/9.4	25-48	.521	4-5	.800	11-19	.579	25	41	66	2.5	34	0	7	17	8	7	65	2.5	
TOTAL	53-0	428/8.1	49-110	.445	6-9	.667	26-39	.667	41	76	117	2.2	52	0	15	25	21	13	130	2.5	



#21 JAEVIN CUMBERLAND

GUARD • 6-3 • 185 • GRADUATE • TR • WILMINGTON, OHIO (WILMINGTON HS/OAKLAND)

CONFERENCE AWARDS

- » All-Tournament Team (2019)
- » Player of the Week (1x: 1/21/19)

MOMENTS

- » Scored a career-high 31 points against Oral Roberts (11/24/18), going 15 of 15 from the free throw line.
- » Hit seven three-pointers as part of 27-point effort vs. Northern Kentucky in the Motor City Madness Tournament (3/11/19).

2019-20 Season (Grad Transfer): Made four 3-pointers, including a pair in overtime, for 12 points vs. UCF (2/19) ... hit four 3-pointers and finished with 15 points at Temple (1/22/20) ... tallied 16 points with four threes against Tulsa (1/8) ... made five threes and finished with 21 points against Vermont (12/3) ... scored a team-high 21 points with a season-high six threes against Bowling Green (11/24) ... tallied 13 points, a trio of threes, a game-high six assists and five steals against Alabama A&M (11/14) ... posted a game-high 17 points with five 3-pointers in 18 minutes against Drake (11/11).

Prior to Cincinnati: Graduate transfer who averaged 17.2 points and 3.5 assists while shooting 39.9 percent (109 of 273) from three-point range as a redshirt junior with Oakland ... ranked among the nation's leaders in minutes played (22nd at 37.1), three-pointers per game (22nd at 3.3), three-pointers attempted (28th at 27.3), three-point field goal percentage (50th at 39.9) and free throw percentage (51st at 85.4 percent) during the 2018-19 season ... completed the season having made at least one three-pointer in 33 consecutive games, the 13th longest streak in the nation ... ranked among Horizon League leaders in minutes played (second at 37.1), assist-to-turnover ratio (third at 1.9), free throw percentage (tied for fourth at .854), three-point percentage (sixth at .399), points (tied for sixth at 17.2) and assists (ninth at 3.5) ... named to the Horizon League's 2019 Motor City Madness All-Tournament Team after averaging 25 points and shooting 52.3 percent (11 of 21) from beyond the arc ... scored a career-high 31 points, including 15 of 15 free throws, against Oral Roberts ... tallied a game-high 27 points with seven threes against Brannen's Northern Kentucky squad in the league tournament semifinals ... made 26 consecutive free throws from Nov. 23 to Dec. 6 during 2018-19 season ... appeared in eight games during 2017-18 (junior season) before sitting out the remainder of the year due to injury ... saw action in eight games as a reserve, averaging 1.1 points, 1.3 rebounds and 0.8 assists in 9.3 minutes during 2017-18 ... played in 25 games as a reserve, averaging 2.7 points, 0.4 rebounds and 0.3 assists in 6.8 minutes in 2016-17 (sophomore season) ... played in 30 games as a reserve, averaging 1.3 points, 0.4 rebounds and 0.3 assists in 5.4 minutes in 2015-16 (freshman season) ... tabbed an Associated Press All-Ohio Division I First Team selection in 2014-15, he averaged 22.5 points at Wilmington High School, helping the Hurricane to a sectional championship as a senior ... finished his career with 1,846 points, most in school history.

Personal: Born March 10, 1996 in Wilmington, Ohio ... son of Shannon and Dwaine Cumberland ... cousin of Cincinnati senior guard Jarron Cumberland ... right-handed.

SEASON & CAREER STATISTICS

2019-20 Season

21, 2x (last vs. Vermont, 12/3/19)	Pts	31 vs. Oral Roberts, 11/24/18#
15 vs. Bowling Green, 11/24/19	FG Atts	21 vs. Youngstown State, 3/6/18#
6, 3x (last vs. Tulsa, 1/8/20)	FG Made	8, 4x (last vs. NKU, 3/11/19)#
14 vs. Bowling Green, 11/24/19	3PT-FG Atts	15 vs. Youngstown State, 1/31/19#
6 vs. Bowling Green, 11/24/19	3PT-FG Made	7, 2x (last vs. NKU, 3/11/19)#
10 at Xavier, 12/7/19	FT Atts	15 vs. Oral Roberts, 11/24/18#
8 at Xavier, 12/7/19	FT Made	15 vs. Oral Roberts, 11/24/18#
3, 6x (last vs. Wichita State, 2/23/20)	Rebs	8 vs. Defiance, 11/19/18#
6 vs. Alabama A&M, 11/14/19	Assts	9 vs. Defiance, 11/19/18#
5 vs. Alabama A&M, 11/14/19	Stls	5 vs. Alabama A&M, 11/14/19
1, 2x (last vs. Tulsa, 1/8/20)	Blks	2 vs. Milwaukee, 1/10/19#
34, 2x (last vs. UCF, 2/19/20)	Mins	40, 6x (last vs. NKU, 3/11/19)#

- Statistics from playing career at Oakland

MISCELLANEOUS STATISTICS

CATEGORY	15-16	16-17	17-18	18-19	19-20	CAREER
Double-Figure Scoring Games	0	2	0	28	11	41
Double-Figure Rebounding Games	0	0	0	0	0	0
Double-Double Games	0	0	0	0	0	0
20-Point Scoring Games	0	0	0	10	2	12
Games Led Team in Scoring	0	0	0	11	1	12
Games Led Team in Rebounding	0	0	0	1	0	1
Games Led Team in Assists	0	0	0	9	2	11
Games With 3+ Assists	0	0	1	23	4	28
Games With 3+ Blocks	0	0	0	0	0	0
Games With 3+ Steals	0	0	0	5	1	6
Games With 3+ 3-Pointers	0	1	0	19	11	31

CAREER STATISTICS

Season	gp-gs	min/avg	Total		3-Point		F-Throws		Rebounds											Scoring	
			fg-fga	pct	fg-fga	pct	ft-fga	pct	off	def	tot	avg	pf	fo	ast	to	blk	stl	pts	avg	
2015-16*	30-0	162/5.4	12-28	.429	6-16	.375	10-13	.769	5	8	13	0.4	22	0	9	7	0	3	40	1.3	
2016-17*	25-0	170/6.8	17-45	.378	13-31	.419	21-27	.778	2	9	11	0.4	14	0	7	7	1	5	68	2.7	
2017-18*	8-0	74/9.3	2-14	.143	1-7	.143	4-7	.571	4	6	10	1.3	7	0	6	6	0	2	9	1.1	
2018-19*	33-33	1223/37.1	173-407	.425	109-273	.399	111-130	.854	14	82	96	2.9	69	0	114	60	6	37	566	17.2	
2019-20	28-2	603/21.5	80-220	.364	61-175	.349	29-43	.674	5	37	42	1.5	38	0	38	31	2	12	250	8.9	
TOTAL	28-2	603/21.5	80-220	.364	61-175	.349	29-43	.674	5	37	42	1.5	38	0	38	31	2	12	250	8.9	
All*	124-35	2232/18.0	284-714	.398	190-502	.378	175-220	.795	30	142	172	1.4	150	0	174	111	9	59	933	7.5	

* Statistics from prior team/school



#21 JAEVIN CUMBERLAND

GUARD • 6-3 • 185 • GRADUATE • TR • WILMINGTON, OHIO (WILMINGTON HS/OAKLAND)

GAME-BY-GAME STATISTICS

2019-20 (GRAD TRANSFER SEASON - CINCINNATI)

Opponent	Date	gs	min	Total		3-Pointers		Free throws		Rebounds				pf	a	t/o	blk	stl	pts	avg
				fg-fga	pct	3fg-fga	pct	ft-fa	pct	off	def	tot	avg							
at Ohio St.	11/06/19	27	1-6	.167	1-5	.200	0-0	.000	1	0	1	1.0	4	1	2	0	0	3	3.0	
DRAKE	11/11/19	19	6-11	.545	5-10	.500	0-0	.000	0	0	0	0.5	0	2	1	0	1	17	10.0	
ALABAMA A&M	11/14/19	29	4-9	.444	3-7	.429	2-2	1.000	0	3	3	1.3	1	6	3	1	5	13	11.0	
vs Illinois State	11/22/19	8	1-4	.250	0-2	.000	0-0	.000	0	0	0	1.0	0	0	1	0	0	2	8.8	
vs Bowling Green	11/24/19	34	6-15	.400	6-14	.429	3-4	.750	0	2	2	1.2	2	2	2	0	0	21	11.2	
vs Valparaiso	11/25/19	27	2-7	.286	2-6	.333	0-0	.000	0	1	1	1.2	1	4	4	0	0	6	10.3	
UNLV	11/30/19	12	1-5	.200	0-3	.000	3-4	.750	0	1	1	1.1	1	1	1	0	0	5	9.6	
VERMONT	12/03/19	28	5-10	.500	5-8	.625	6-8	.750	0	2	2	1.3	2	1	0	0	0	21	11.0	
at Xavier	12/07/19	24	2-10	.200	2-8	.250	8-10	.800	0	3	3	1.4	3	3	1	0	1	14	11.3	
COLGATE	12/14/19	24	5-9	.556	2-6	.333	1-4	.250	0	2	2	1.5	2	0	1	0	0	13	11.5	
TENNESSEE	12/18/19	25	4-7	.571	2-3	.667	1-2	.500	0	2	2	1.5	0	2	1	0	0	11	11.5	
vs Iowa	12/21/19	16	2-5	.400	0-2	.000	0-0	.000	0	1	1	1.5	4	1	0	0	0	4	10.8	
UCONN	01/01/20	22	1-5	.200	0-2	.000	1-2	.500	1	2	3	1.6	1	1	2	0	0	3	10.2	
at Tulane	01/04/20	27	3-14	.214	2-12	.167	0-0	.000	1	1	2	1.6	1	1	2	0	2	8	10.1	
TULSA	01/08/20	23	6-11	.545	4-9	.444	0-0	.000	0	3	3	1.7	1	2	1	0	1	16	10.5	
at UCF	01/11/20	22	3-7	.429	3-7	.429	0-0	.000	0	1	1	1.7	1	0	0	0	0	9	10.4	
at Memphis	01/16/20	18	1-5	.200	1-3	.333	0-0	.000	0	0	0	1.6	0	1	0	0	0	3	9.9	
EAST CAROLINA	01/19/20	15	3-10	.300	3-8	.375	0-0	.000	0	3	3	1.7	2	1	0	0	0	9	9.9	
at Temple	01/22/20	18	4-9	.444	4-8	.500	3-5	.600	1	0	1	1.6	0	2	0	0	0	15	10.2	
SMU	01/28/20	24	1-9	.111	1-8	.125	0-0	.000	0	0	0	1.6	2	3	0	0	0	3	9.8	
HOUSTON	02/01/20	10	1-3	.333	1-3	.333	0-0	.000	0	0	0	1.5	0	0	0	0	0	3	9.5	
at Wichita St.	02/06/20	19	3-8	.375	3-7	.429	0-0	.000	0	2	2	1.5	0	0	1	0	1	9	9.5	
at UConn	02/09/20	27	3-9	.333	3-8	.375	0-0	.000	1	1	2	1.5	1	0	1	0	1	9	9.4	
MEMPHIS	02/13/20	23	3-8	.375	3-7	.429	1-2	.500	0	1	1	1.5	2	0	0	0	0	10	9.5	
at East Carolina	02/16/20	8	0-1	.000	0-0	.000	0-0	.000	0	0	0	1.4	1	0	2	0	0	0	9.1	
UCF	02/19/20	34	4-9	.444	4-9	.444	0-0	.000	0	1	1	1.4	2	1	0	0	0	12	9.2	
WICHITA ST.	02/23/20	27	4-11	.364	1-8	.125	0-0	.000	0	3	3	1.5	1	4	2	0	0	9	9.2	
at Houston	03/01/20	13	1-3	.333	0-2	.000	0-0	.000	0	2	2	1.5	3	0	2	0	1	2	8.9	
Totals		2	603	80-220	.364	61-175	.349	29-43	.674	5	37	42	1.5	38	38	31	2	12	250	8.9

2017-18 (JUNIOR SEASON - OAKLAND)

Opponent	Date	gs	min	Total		3-Pointers		Free throws		Rebounds				pf	a	t/o	blk	stl	pts	avg
				fg-fga	pct	3fg-fga	pct	ft-fa	pct	off	def	tot	avg							
FORT WAYNE	11/10/17	10	0-2	.000	0-1	.000	0-0	.000	0	0	0	0.0	1	0	0	0	0	0	0	0.0
NEW ORLEANS	11/13/17	11	0-1	.000	0-1	.000	1-3	.333	1	2	3	1.5	1	1	1	0	1	1	0.5	
at TOLEDO	11/17/17	7	0-2	.000	0-0	.000	0-0	.000	0	1	1	1.3	0	0	0	0	0	0	0.3	
at Syracuse	11/20/17	9	0-1	.000	0-1	.000	0-0	.000	0	0	0	1.0	3	1	2	0	0	0	0.3	
at Kansas	11/24/17	3	0-1	.000	0-1	.000	0-0	.000	0	0	0	0.8	0	0	0	0	0	0	0.2	
at ORU	11/27/17	15	1-4	.250	1-2	.500	3-4	.750	1	0	1	0.8	1	1	3	0	0	6	1.2	
TEXAS SOUTHERN	11/29/17	13	1-3	.333	0-1	.000	0-0	.000	0	3	3	1.1	1	3	0	0	1	2	1.3	
CHICAGO STATE	12/09/17	6	0-0	.000	0-0	.000	0-0	.000	2	0	2	1.3	0	0	0	0	0	0	1.1	
Totals		0	74	2-14	.143	1-7	.143	4-7	.571	4	6	10	1.3	7	6	6	0	2	9	1.1

2016-17 (SOPHOMORE SEASON - OAKLAND)

Opponent	Date	gs	min	Total		3-Pointers		Free throws		Rebounds				pf	a	t/o	blk	stl	pts	avg
				fg-fga	pct	3fg-fga	pct	ft-fa	pct	off	def	tot	avg							
BOWLING GREEN	11/11/16	4	0-0	.000	0-0	.000	0-0	.000	0	0	0	0.0	1	1	0	0	0	0	0.0	
WESTERN MICHIGAN	11/14/16	2	0-1	.000	0-1	.000	0-0	.000	0	0	0	0.0	0	0	0	0	0	0	0.0	
GOSHEN	11/18/16	15	5-8	.625	4-5	.800	2-4	.500	1	0	1	0.3	0	0	0	0	1	16	5.3	
CHICAGO STATE	11/19/16	7	1-2	.500	0-1	.000	2-2	1.000	0	3	3	1.0	0	0	0	0	0	4	5.0	
vs Nevada	11/23/16	6	1-3	.333	0-2	.000	2-2	1.000	0	0	0	0.8	0	0	0	0	0	4	4.8	
at Alaska Anchorage	11/25/16	3	0-0	.000	0-0	.000	0-0	.000	0	0	0	0.7	2	0	1	0	0	0	4.0	
vs UC Davis	11/26/16	dnp	-	-	-	-	-	-	-	-	-	-	-	-	-	-	-	-	-	
ORAL ROBERTS	12/1/16	16	1-2	.500	1-2	.500	1-2	.500	0	2	2	0.9	2	0	1	0	1	4	4.0	
SOUTHERN UTAH	12/3/16	9	1-5	.200	0-2	.000	3-4	.750	0	0	0	0.8	0	1	0	0	0	5	4.1	
at Robert Morris	12/10/16	4	0-1	.000	0-0	.000	0-0	.000	0	0	0	0.7	0	0	1	0	0	0	3.7	
NORTHEASTERN	12/20/16	dnp	-	-	-	-	-	-	-	-	-	-	-	-	-	-	-	-	-	
at Michigan State	12/21/16	2	0-0	.000	0-0	.000	0-0	.000	0	0	0	0.6	0	0	1	0	0	0	3.3	
GEORGIA	12/23/16	dnp	-	-	-	-	-	-	-	-	-	-	-	-	-	-	-	-	-	
WRIGHT STATE	12/29/16	dnp	-	-	-	-	-	-	-	-	-	-	-	-	-	-	-	-	-	
NORTHERN KENTUCKY	12/31/16	dnp	-	-	-	-	-	-	-	-	-	-	-	-	-	-	-	-	-	
at Valparaiso	01/06/17	dnp	-	-	-	-	-	-	-	-	-	-	-	-	-	-	-	-	-	
at UIC	01/08/17	dnp	-	-	-	-	-	-	-	-	-	-	-	-	-	-	-	-	-	
DETROIT MERCY	1/13/17	3	0-0	.000	0-0	.000	0-0	.000	0	0	0	0.5	0	1	1	0	0	0	3.0	
CLEVELAND STATE	1/16/17	7	0-1	.000	0-1	.000	2-2	1.000	1	1	2	0.7	4	1	0	0	1	2	2.9	
at Northern Kentucky	1/20/17	9	0-2	.000	0-1	.000	0-0	.000	0	0	0	0.6	1	0	0	0	0	0	2.7	
at Wright State	1/22/17	12	2-4	.500	2-3	.667	2-2	1.000	0	0	0	0.6	1	0	1	0	0	8	3.1	
GREEN BAY	1/27/17	5	0-1	.000	0-1	.000	0-2	.000	0	0	0	0.5	0	0	1	0	0	0	2.9	
MILWAUKEE	1/29/17	3	0-0	.000	0-0	.000	0-0	.000	0	0	0	0.5	0	0	0	0	0	0	2.7	
at Youngstown State	02/02/17	8	0-3	.000	0-2	.000	0-0	.000	0	0	0	0.5	0	1	0	0	0	0	2.5	
at Cleveland State	2/4/17	3	0-0	.000	0-0	.000	0-0	.000	0	0	0	0.4	0	0	0	0	0	0	2.4	
at Detroit Mercy	02/10/17	dnp	-	-	-	-	-	-	-	-	-	-	-	-	-	-	-	-	-	
VALPARAISO	2/17/17	4	1-1	1.000	1-1	1.000	0-0	.000	0	1	1	0.5	0	1	0	0	0	3	2.4	
UIC	02/19/17	4	1-2	.500	1-2	.500	0-0	.000	0	0	0	0.5	0	0	0	0	0	3	2.5	
YOUNGSTOWN STATE	2/21/17	7	1-4	.250	1-2	.500	0-0	.000	0	1	1	0.5	0	0	0	0	2	3	2.5	
at Green Bay	2/24/17	4	0-1	.000	0-1	.000	0-0	.000	0	1	1	0.5	0	0	0	0	0	0	2.4	
at Milwaukee	02/26/17	7	1-2	.500	1-2	.500	0-0	.000	0	0	0	0.5	2	0	0	0	0	3	2.4	
vs Youngstown State	03/04/17	dnp	-	-	-	-	-	-	-	-	-	-	-	-	-	-	-	-	-	
at Clemson	3/14/17	4	0-0	.000	0-0	.000	0-0	.000	0	0	0	0.5	0	0	0	0	0	0	2.3	
at Richmond	3/19/17	22	2-2	1.000	2-2	1.000	7-7	1.000	0	0	0	0.4	1	1	0	0	0	13	2.7	
Totals		0	170	17-45	.378	13-31	.419	21-27	.778	2	9	11	0.4	14	7	7	1	5	68	27



#23 ZACH HARVEY

GUARD • 6-5 • 195 • FRESHMAN • HS • TOPEKA, KAN. (HAYDEN HS/PROLIFIC PREP ACADEMY)

2019-20 Season (Freshman): Tallied a season-high eight points and five rebounds with two steals in 13 minutes against Wichita State (2/23) ... played 18 minutes against then-No. 21 Houston with a 3-pointer ... tallied five points with a 3-pointer in 10 minutes against SMU (1/28) ... handed out a team-high four assists vs. Valparaiso (11/25) ... recorded his first collegiate basket against Drake (11/11).

Prior to Cincinnati: Originally reclassified to the 2020 class in September 2018 before reverting to the 2019 class ... as a 2020 prospect, tabbed a four-star prospect by 247Sports.com (No. 48) and Rivals.com (No. 50) ... was listed as the ninth-best shooting guard in the nation for the 2020 class by 247Sports.com ... attended Prolific Prep Academy in Napa, Calif., during the 2018-19 season, averaging 16.5 points, 4.9 assists and 4.8 rebounds through 11 games before an ankle injury sidelined him for the remainder of the year ... his squad posted a 29-7 record, advancing to the semifinals of the Grind Session National Championship ... played on the Under Armour Circuit for KC Run GMC during the 2018 summer, averaging 16.3 points and 3.6 rebounds while shooting 45.7 percent from the floor and 36.7 percent from three-point range ... earned class 4A-II all-state honors from both the Topeka Capital-Journal and Wichita Eagle as a junior after helping lead Hayden High School in Topeka to the state championship in 2017-18 ... averaged 23.1 points and scored a game-high 34 points with six three-pointers in the state championship game ... participated in the 2016 USA Basketball Junior National Team October minicamp and 2017 USA Basketball Men's U16 National Team training camp.

Personal: Born Feb. 23, 2001 in Kansas City, Kan. ... son of DeCorey Harvey ... has one brother, Noah Jacobson ... uncle, Jeff Dieterich, was a member of track and field team (threw the javelin) at Kansas ... right-handed.

SEASON & CAREER STATISTICS

2019-20 Season			Career
8 vs. Wichita State, 2/23/20	Pts	8 vs. Wichita State, 2/23/20	
6 vs. Memphis, 2/13/20	FG Atts	6 vs. Memphis, 2/13/20	
3 vs. Wichita State, 2/23/20	FG Made	3 vs. Wichita State, 2/23/20	
3 vs. Memphis, 2/13/20	3PT-FG Atts	3 vs. Memphis, 2/13/20	
1, 3x (last vs. Wichita State, 2/23/20)	3PT-FG Made	1, 3x (last vs. Wichita State, 2/23/20)	
4, 3x (last vs. ECU, 1/19/20)	FT Atts	4, 3x (last vs. ECU, 1/19/20)	
3, 2x (last vs. ECU, 1/19/20)	FT Made	3, 2x (last vs. ECU, 1/19/20)	
5 vs. Wichita State, 2/23/20	Rebs	5 vs. Wichita State, 2/23/20	
4, 2x (last vs. ECU, 1/19/20)	Assts	4, 2x (last vs. ECU, 1/19/20)	
2 vs. Wichita State, 2/23/20	Stls	2 vs. Wichita State, 2/23/20	
2 vs. Vermont, 12/3/19	Blks	2 vs. Vermont, 12/3/19	
27 vs. Valparaiso, 11/25/19	Mins	27 vs. Valparaiso, 11/25/19	

MISCELLANEOUS STATISTICS

CATEGORY	2019-20	CAREER
Double-Figure Scoring Games	0	0
Double-Figure Rebounding Games	0	0
Double-Double Games	0	0
20-Point Scoring Games	0	0
Games Led Team in Scoring	0	0
Games Led Team in Rebounding	0	0
Games Led Team in Assists	1	1
Games With 3+ Assists	2	2
Games With 3+ Blocks	0	0
Games With 3+ Steals	0	0
Games With 3+ 3-Pointers	0	0

GAME-BY-GAME STATISTICS

2019-20 (FRESHMAN SEASON)

Opponent	Date	gs	min	Total		3-Pointers		Free throws		Rebounds			pf	a	t/o	blk	stl	pts	avg	
				fg	pct	3fg	pct	ft	pct	off	def	tot								avg
at Ohio St.	11/06/19	2	0-1	.000	0-0	.000	1-2	.500	1	0	1	1.0	0	0	0	0	0	1	1.0	
DRAKE	11/11/19	14	1-4	.250	0-1	.000	0-1	.000	0	0	0	0.5	1	1	0	0	1	2	1.5	
ALABAMA A&M	11/14/19	12	1-1	1.000	0-0	.000	2-4	.500	0	2	2	1.0	1	2	0	0	0	4	2.3	
vs Illinois State	11/22/19	3	0-0	.000	0-0	.000	0-0	.000	0	0	0	0.8	1	0	0	0	0	0	1.8	
vs Bowling Green	11/24/19	10	1-2	.500	0-0	.000	1-2	.500	0	0	0	0.6	0	0	1	0	0	3	2.0	
vs Valparaiso	11/25/19	27	0-0	.000	0-0	.000	3-4	.750	0	1	1	0.7	3	4	2	0	0	3	2.2	
UNLV	11/30/19	8	0-2	.000	0-0	.000	0-0	.000	0	0	0	0.6	1	1	1	0	0	0	1.9	
VERMONT	12/03/19	3	0-0	.000	0-0	.000	0-0	.000	0	1	1	0.6	1	0	1	2	0	0	1.6	
COLGATE	12/14/19	3	0-2	.000	0-1	.000	0-0	.000	0	0	0	0.6	0	0	1	1	0	0	1.4	
vs Iowa	12/21/19	2	0-0	.000	0-0	.000	0-0	.000	0	0	0	0.5	2	0	0	0	0	0	1.3	
UConn	01/01/20	3	0-2	.000	0-1	.000	0-0	.000	1	1	2	0.6	1	0	0	0	1	0	1.2	
TULSA	01/08/20	3	0-0	.000	0-0	.000	0-1	.000	0	1	1	0.7	1	0	0	0	0	0	1.1	
at UCF	01/11/20	5	1-1	1.000	0-0	.000	0-0	.000	0	0	0	0.6	0	0	0	0	0	2	1.2	
EAST CAROLINA	01/19/20	13	1-3	.333	1-2	.500	3-4	.750	0	1	1	0.6	2	4	0	0	1	6	1.5	
at Temple	01/22/20	1	0-0	.000	0-0	.000	0-0	.000	0	0	0	0.6	2	1	0	0	0	0	1.4	
SMU	01/28/20	10	2-3	.667	1-2	.500	0-0	.000	0	1	1	0.6	3	1	0	0	0	5	1.6	
HOUSTON	02/01/20	18	1-1	1.000	1-1	1.000	1-2	.500	0	0	0	0.6	2	0	2	0	1	4	1.8	
at Wichita St.	02/06/20	5	0-0	.000	0-0	.000	0-0	.000	0	0	0	0.6	1	0	0	0	0	0	1.7	
at UConn	02/09/20	5	0-0	.000	0-0	.000	0-0	.000	0	1	1	0.6	1	1	0	0	0	0	1.6	
MEMPHIS	02/13/20	14	2-6	.333	0-3	.000	0-1	.000	0	0	0	0.6	1	2	0	0	1	4	1.7	
at East Carolina	02/16/20	12	1-2	.500	1-1	1.000	0-0	.000	0	0	0	0.5	1	0	1	0	0	3	1.8	
UCF	02/19/20	4	0-0	.000	0-0	.000	0-0	.000	0	0	0	0.5	2	0	1	0	0	0	1.7	
WICHITA ST.	02/23/20	13	3-3	1.000	1-1	1.000	1-1	1.000	0	5	5	0.7	0	0	2	0	2	8	2.0	
at Houston	03/01/20	16	1-2	.500	0-1	.000	1-2	.500	0	1	1	0.7	3	0	0	0	1	3	2.0	
Totals		0	206	15-35	.429	5-14	.357	13-24	.542	2	15	17	0.7	30	17	12	3	8	48	2.0

CAREER STATISTICS

			Total		3-Point		F-Throws		Rebounds											Scoring	
Season	gp-gs	min/avg	fg-fga	pct	fg-fga	pct	ft-fita	pct	off	def	tot	avg	pf	fo	ast	to	blk	stl	pts	avg	
2019-20	24-0	206/8.6	15-35	.429	5-14	.357	13-24	.542	2	15	17	0.7	30	0	17	12	3	8	48	2.0	
TOTAL	24-0	206/8.6	15-35	.429	5-14	.357	13-24	.542	2	15	17	0.7	30	0	17	12	3	8	48	2.0	



#24 PRINCE TOYAMBI

FORWARD • 6-7 • 225 • R-FRESHMAN • HS • KINSHASA, CONGO (FRESNO HS [CALIF.]

2019-20 Season (Redshirt): Underwent a successful procedure on Monday, Oct. 14, to correct a cardiac issue discovered during the preseason ... A timetable for his return is not yet determined.

2018-19 Season (Redshirt): Did not see action ... named to the Bearcats Academic Honor Roll and Dean's List during the 2019 spring semester ... tabbed to The American's All-Academic Team.

Prior to Cincinnati: Averaged 17.4 points, 9.7 rebounds and 1.3 steals while shooting 58.7 percent (88 of 150) from the floor during 12 games for team "The Truth" at the NIKE EBYL and Peach Jam Invitational during the summer 2018 ... attended Fresno High School in Fresno, Calif. ... reclassified from the 2019 class to the 2018 class and signed with the Bearcats in early September.

Personal: Born Dec. 2, 2000 in Kinshasa, Congo ... has one sister: Magali Toyambi ... right-handed ... last name pronounced "toy-YAHM-bee."

SEASON & CAREER STATISTICS

2019-20		CAREER
0	Pts	0
0	FG Atts	0
0	FG Made	0
0	3PT-FG Atts	0
0	3PT-FG Made	0
0	FT Atts	0
0	FT Made	0
0	Rebs	0
0	Assts	0
0	Stls	0
0	Blks	0
0	Mins	0

MISCELLANEOUS STATISTICS

CATEGORY	2019-20	CAREER
Double-Figure Scoring Games	0	0
Double-Figure Rebounding Games	0	0
Double-Double Games	0	0
20-Point Scoring Games	0	0
Games Led UC in Scoring	0	0
Games Led UC in Rebounding	0	0
Games Led UC in Assists	0	0
Games With 3+ Assists	0	0
Games With 3+ Blocks	0	0
Games With 3+ Steals	0	0
Games With 3+ 3-Pointers	0	0

GAME-BY-GAME STATISTICS

2019-20 (R-FRESHMAN SEASON)

CAREER STATISTICS



#31 SAM MARTIN

GUARD • 5-10 • 170 • JUNIOR • 2L • CINCINNATI, OHIO (SUMMIT COUNTRY DAY)

2018-19 Season (Sophomore): Played in six games as a walk-on reserve, averaging 0.8 points and 0.5 assists in 2.2 minutes ... scored a career-high five points with an assist in five minutes against UAPB (11/27) ... named to the Bearcats Academic Honor Roll and Dean's List during the 2018 fall semester and the Bearcats Academic Honor Roll during the 2019 spring semester ... tabbed to The American's All-Academic Team.

2017-18 Season (Freshman): Played in 10 games as a walk-on reserve, averaging 0.2 points, 0.2 assists and 0.1 rebounds in 1.9 minutes ... collected his first collegiate points with a pair of free throws in two minutes against Richmond (11/21) ... handed out two assists in two minutes of play against Memphis (12/31) ... took two shots without a basket and grabbed a rebound in four minutes against Temple (1/24) ... named to the Bearcats Academic Honor Roll and Dean's List during the 2017 fall semester.

Prior to Cincinnati: Averaged 15.4 points, 3.0 rebounds, 2.8 assists and 2.4 steals as a senior at Summit Country Day ... helped guide the Silver Knights to a 26-1 record and regional championship appearance in 2016-17 ... named an Associated Press Division III second team all-state selection as a senior ... chosen Miami Valley Conference Player of the Year and earned league first team accolades as a junior and senior ... helped lead Summit Country Day to a pair of soccer state titles as a junior and senior, combining for a 42-4-1 record ... tallied 38 goals, 24 assists and 100 points as a senior ... named all-midwest region, all-state first team and all-southwest Ohio first team selection as a senior ... set records during 2016 for most goals in a state championship game, most goals in a state semifinal game and most goals and most points in the city ... played basketball for his father, Scott, at St. Xavier High School as a freshman and sophomore.

Personal: Born Nov. 16, 1998 in Cincinnati, Ohio ... son of Carrie and Scott Martin ... has two sisters, Rachel and Lily ... his father, Scott, played basketball at Rollins College (1988-91) ... right-handed.

SEASON & CAREER STATISTICS

2019-20 SEASON

		CAREER
0	Pts	5 vs. Arkansas-Pine Bluff, 11/27/18
0	FG Atts	2, 2x (last vs. Ark.-Pine Bluff, 11/27/18)
0	FG Made	2 vs. Arkansas-Pine Bluff, 11/27/18
0	3PT-FG Atts	1, 2x (last vs. UCF, 2/6/18)
0	3PT-FG Made	0
0	FT Atts	2 vs. Richmond, 11/21/17
0	FT Made	2 vs. Richmond, 11/21/17
0	Rebs	1 vs. Temple, 1/24/18
0	Assts	2 vs. Memphis, 12/31/17
0	Stls	0
0	Blks	0
0	Mins	5 vs. Arkansas-Pine Bluff, 11/27/18

MISCELLANEOUS STATISTICS

CATEGORY	2017-18	2018-19	2019-20	CAREER
Double-Figure Scoring Games	0	0	0	0
Double-Figure Rebounding Games	0	0	0	0
Double-Double Games	0	0	0	0
20-Point Scoring Games	0	0	0	0
Games Led UC in Scoring	0	0	0	0
Games Led UC in Rebounding	0	0	0	0
Games Led UC in Assists	0	0	0	0
Games With 3+ Assists	0	0	0	0
Games With 3+ Blocks	0	0	0	0
Games With 3+ Steals	0	0	0	0
Games With 3+ 3-Pointers	0	0	0	0

GAME-BY-GAME STATISTICS

2019-20 (JUNIOR SEASON)

Opponent	Date	gs	min	Total	3-Pointers	Free throws	Rebounds												
				fg-fga	pct	3fg-fga	pct	ft-fga	pct	off	def	tot	avg	pf	a	t/o	blk	stl	pts
DRAKE	11/11/19	1	0-0	.000	0-0	.000	0-0	.000	0	0	0	0	0	0	0	0	0	0	0
ALABAMA A&M	11/14/19	1	0-0	.000	0-0	.000	0-0	.000	0	0	0	0	0	0	0	0	0	0	0
Totals		0	2	0-0	.000	0-0	.000	0-0	.000	0	0	0	0	0	0	0	0	0	0

2018-19 (SOPHOMORE SEASON)


Opponent	Date	gs	min	Total		3-Pointers		Free throws		Rebounds					pf	a	t/o	blk	stl	pts	avg
				fg-fga	pct	3fg-fga	pct	ft-fga	pct	off	def	tot	avg								
ARK.-PINE BLUFF	11/27/18	5	2-2	1.000	0-0	.000	1-1	1.000	0	0	0	0	0	1	0	0	0	0	5	5.0	
NORTHERN KY.	12/04/18	1	0-0	.000	0-0	.000	0-0	.000	0	0	0	0	0	0	0	0	0	0	0	2.5	
XAVIER	12/08/18	1	0-0	.000	0-0	.000	0-0	.000	0	0	0	0	0	0	0	0	0	0	0	1.7	
UCLA	12/19/18	3	0-0	.000	0-0	.000	0-0	.000	0	0	0	0	0	2	1	0	0	0	0	1.3	
TULANE	01/02/19	2	0-0	.000	0-0	.000	0-0	.000	0	0	0	0	0	1	0	0	0	0	1.0		
TULSA	01/24/19	1	0-0	.000	0-0	.000	0-0	.000	0	0	0	0	0	0	0	0	0	0	0	0.8	
Totals		0	13	2-2	1.000	0-0	.000	1-1	1.000	0	0	0	0	2	3	0	0	0	5	0.8	

2017-18 (FRESHMAN SEASON)

Opponent	Date	gs	min	Total	3-Pointers	Free throws	Rebounds												
				fg-fga	pct	3fg-fga	pct	ft-fga	pct	off	def	tot	avg	pf	a	t/o	blk	stl	pts
SAVANNAH STATE	11/10/17	1	0-0	.000	0-0	.000	0-0	.000	0	0	0	0	0	0	0	0	0	0	0.0
WESTERN CAROLINA	11/13/17	1	0-1	.000	0-0	.000	0-0	.000	0	0	0	0	0	0	0	0	0	0	0.0
COPPIN STATE	11/16/17	1	0-0	.000	0-0	.000	0-0	.000	0	0	0	0	0	0	0	0	0	0	0.0
vs Richmond	11/21/17	2	0-0	.000	0-0	.000	2-2	1.000	0	0	0	0	0	2	0	0	0	2	0.5
vs Wyoming	11/22/17	1	0-0	.000	0-0	.000	0-0	.000	0	0	0	0	0	1	0	1	0	0	0.4
ALABAMA STATE	11/27/17	1	0-0	.000	0-0	.000	0-0	.000	0	0	0	0	0	0	0	0	0	0	0.3
UA-PINE BLUFF	12/19/17	2	0-1	.000	0-1	.000	0-0	.000	0	0	0	0	0	0	0	1	0	0	0.3
MEMPHIS	12/31/17	2	0-0	.000	0-0	.000	0-0	.000	0	0	0	0	0	1	2	0	0	0	0.3
TEMPLE	01/24/18	4	0-2	.000	0-0	.000	0-0	.000	0	1	1	1	0.1	1	0	0	0	0	0.2
UCF	02/06/18	4	0-1	.000	0-1	.000	0-0	.000	0	0	0	0	0	0	1	0	0	0	0.2
Totals		0	19	0-5	.000	0-2	.000	2-2	1.000	0	1	1	0.1	5	2	2	0	0	0.2

CAREER STATISTICS

			Total		3-Point		F-Throws		Rebounds										Scoring	
Season	gp-gs	min/avg	fg-fga	pct	fg-fga	pct	ft-fga	pct	off	def	tot	avg	pf	fo	ast	to	blk	stl	pts	avg
2017-18	10-0	19/1.9	0-5	.000	0-2	.000	2-2	1.000	0	1	1	0.1	5	0	2	2	0	0	2	0.2
2018-19	6-0	13/2.2	2-2	1.000	0-0	.000	1-1	1.000	0	0	0	0.0	2	0	3	0	0	0	5	0.8
2019-20	2-0	2/1.0	0-0	.000	0-0	.000	0-0	.000	0	0	0	0.0	0	0	0	0	0	0	0	0.0
TOTAL	18-0	34/1.9	2-7	.286	0-2	.000	3-3	1.000	0	1	1	0.1	7	0	5	2	0	0	7	0.4



#32 JOHN KOZ

GUARD • 6-1 • 200 • SENIOR • 3L • CLEVELAND, OHIO (BAY HS)

2018-19 Season (Junior): Played in five games as a walk-on reserve, averaging 0.4 points and 0.4 rebounds in 1.8 minutes ... scored on a layup in two minute of play against Tulane (1/2) ... grabbed a rebound in two minutes against Arkansas-Pine Bluff (11/27) ... named to the Bearcats Academic Honor Roll during the fall 2018 semester.

2017-18 Season (Sophomore): Played in eight games as a walk-on reserve, averaging 0.3 points, 0.3 rebounds and 0.1 assists in 1.3 minutes ... scored his first collegiate basketball in two minutes against Temple (1/24) ... grabbed two rebounds in two minutes against UCF (2/6) ... handed out an assist in one minute against Alabama State (11/27) ... named to the Bearcats Academic Honor Roll during the 2017 fall semester.

2016-17 Season (Freshman): Played in six games as a walk-on reserve, averaging 0.0 points, 0.3 rebounds and 0.3 assists in 1.7 minutes ... grabbed one rebound and handed out one assist against both Bowling Green (12/4) and USF (1/29) ... attempted one shot against Texas Southern (12/13) and USF (1/29) ... played a season-high three minutes against USF (1/29) ... named to Bearcats Academic Honor Roll during 2016 fall and 2017 spring semesters.

Prior to Cincinnati: Averaged 21.6 points, 4.8 rebounds and 2.4 assists as a senior at Bay High School, helping lead the Rockets to a 25-4 record and the school's first appearance in the Division II state semifinals ... set the school record for career points (1,279) and points in a season (604 as a senior) ... named the Great Lakes Conference Most Valuable Player in 2015-16 ... named all-state twice and all-conference three times ... helped lead Bay High School to two conference championships ... three-year starting quarterback on football team, missed most of senior campaign due to injury but still helped the Rockets to a 10-win season ... guided the team to the school's first playoff wins as a junior ... coached in basketball by Jared Shetzer and football by Ron Rutt.

Personal: Born December 19, 1997 in Cleveland, Ohio ... son of Courtney and John Koz ... has three sisters: Chloe, Claudia and Kayla ... his cousin, Matt Koz, wrestled at Chattanooga ... his dad played football at Baldwin Wallace ... right-handed ... pronunciation of last name rhymes with nose.

SEASON & CAREER STATISTICS

2019-20 SEASON

	Pts	CAREER
0	2, 2x (last vs. Tulane, 1/2/19)	
0	FG Atts	2 vs. Tulane, 1/2/19
0	FG Made	1, 2x (last vs. Tulane, 1/2/19)
0	3PT-FG Atts	1, 2x (last vs. USF, 1/29/17)
0	3PT-FG Made	0
0	FT Atts	0
0	FT Made	0
1 vs. SMU, 1/28/20	Rebs	2 vs. UCF, 2/6/18
0	Assts	1, 3x (last vs. Alabama State, 11/27/17)
0	Stls	0
0	Blks	0
2 vs. SMU, 1/28/20	Mins	3 vs. USF, 1/29/17

MISCELLANEOUS STATISTICS

CATEGORY	2016-17	2017-18	2018-19	2019-20	CAREER
Double-Figure Scoring Games	0	0	0	0	0
Double-Figure Rebounding Games	0	0	0	0	0
Double-Double Games	0	0	0	0	0
20-Point Scoring Games	0	0	0	0	0
Games Led UC in Scoring	0	0	0	0	0
Games Led UC in Rebounding	0	0	0	0	0
Games Led UC in Assists	0	0	0	0	0
Games With 3+ Assists	0	0	0	0	0
Games With 3+ Blocks	0	0	0	0	0
Games With 3+ Steals	0	0	0	0	0
Games With 3+ 3-Pointers	0	0	0	0	0

GAME-BY-GAME STATISTICS

2019-20 (SENIOR SEASON)

Opponent	Date	gs	min	Total	3-Pointers	Free throws	Rebounds	pf	a	tio	blk	stl	pts	avg
DRAKE	11/11/19	1	0-0	.000	0-0	.000	0-0	0-0	0-0	0-0	0-0	0-0	0-0	0.0
ALABAMA A&M	11/14/19	1	0-0	.000	0-0	.000	0-0	0-0	0-0	0-0	0-0	0-0	0-0	0.0
SMU	01/28/20	2	0-0	.000	0-0	.000	0-0	0-0	0-0	0-0	0-0	0-0	0-0	0.0
Totals		0	4	0-0	.000	0-0	.000	0-0	0-0	0-0	0-0	0-0	0-0	0.0

2018-19 (JUNIOR SEASON)

Opponent	Date	gs	min	Total		3-Pointers		Free throws		Rebounds				pts	avg
				fg	pct	3p	fga	ft	fta	off	def	tot	avg		
vs George Mason	11/23/18	2	0-0	.000	0-0	.000	0-0	.000	0	0	0	0	0	0.0	
ARK-PINE BLUFF	11/27/18	2	0-0	.000	0-0	.000	0-0	.000	0	1	0.5	0	0	0.0	
UCLA	12/19/18	2	0-0	.000	0-0	.000	0-0	.000	0	1	0.3	0	0	0.0	
TULANE	01/02/19	2	1-2	.500	0-0	.000	0-0	.000	0	0	0.3	0	0	2.5	
TULSA	01/24/19	1	0-0	.000	0-0	.000	0-0	.000	0	1	0.4	0	0	0.4	
Totals		0	9	1-2	.500	0-0	.000	0-0	.000	0	2	2	0.4	2	0.4

2017-18 (SOPHOMORE SEASON)

Opponent	Date	gs	min	Total		3-Pointers		Free throws		Rebounds		pf	a	t/o	blk	stl	pts	avg	
				f-g	pct	3fg-f	pct	f-t	pct	off	def								tot
SAVANNAH STATE	11/10/17	1	0-0	.000	0-0	.000	0-0	.000	0	0	0.0	0	0	0	0	0	0	0.0	
WESTERN CAROLINA	11/13/17	1	0-0	.000	0-0	.000	0-0	.000	0	0	0.0	0	0	0	0	0	0	0.0	
COPPIN STATE	11/16/17	1	0-0	.000	0-0	.000	0-0	.000	0	0	0.0	0	0	0	0	0	0	0.0	
ALABAMA STATE	11/27/17	1	0-0	.000	0-0	.000	0-0	.000	0	0	0.0	0	0	0	1	0	0	0.0	
UA-PINE BLUFF	12/19/17	1	0-0	.000	0-0	.000	0-0	.000	0	0	0.0	0	0	0	0	0	0	0.0	
MEMPHIS	12/31/17	1	0-0	.000	0-0	.000	0-0	.000	0	0	0.0	0	0	0	0	0	0	0.0	
TEMPLE	01/24/18	2	1-1	1.000	0-0	.000	0-0	.000	0	0	0.0	0	0	0	0	0	0	2.3	
UCF	02/06/18	2	0-0	.000	0-0	.000	0-0	.000	1	1	2	0.3	0	0	1	0	0	0.3	
		0	10	1-1	1.000	0-0	.000	0-0	.000	1	1	2	0.3	0	1	1	0	2	0.3

2016-17 (FRESHMAN SEASON)

Opponent	Date	gs	min	Total		3-Pointers		Free throws		Rebounds										
				f	a	pct	f	a	pct	off	def	tot	avg	pf	a	tio	blk	stl	pts	avg
ALBANY	11/14/16	1		0-0	.000		0-0	.000	0-0	.000	0	0	0.0	0	0	0	0	0	0	0.0
BOWLING GREEN	12/04/16	1		0-0	.000		0-0	.000	0-0	.000	0	1	0.5	0	1	0	0	0	0	0.0
TEXAS SOUTHERN	12/13/16	1		0-1	.000		0-1	.000	0-0	.000	0	0	0.3	0	0	0	0	0	0	0.0
FAIRLEIGH DICKINSON	12/17/16	2		0-0	.000		0-0	.000	0-0	.000	0	0	0.3	0	0	0	0	0	0	0.0
TULANE	01/01/17	2		0-0	.000		0-0	.000	0-0	.000	0	0	0.2	0	0	0	0	0	0	0.0
USF	01/29/17	3		0-1	.000		0-1	.000	0-0	.000	0	1	0.3	0	1	0	0	0	0	0.0
Totals		0	10	0-2	.000		0-2	.000	0-0	.000	0	2	2	0.3	0	2	0	0	0	0.0

CAREER STATISTICS

			Total		3-Point		F-Throws		Rebounds										Scoring	
Season	gp-gs	min/avg	fg-fga	pct	fg-fga	pct	ft-fga	pct	off	def	tot	avg	pf	fo	ast	to	blk	stl	pts	avg
2016-17	6-0	10/1.7	0-2	.000	0-2	.000	0-0	.000	0	2	2	0.3	0	0	2	0	0	0	0	0.0
2017-18	8-0	10/1.3	1-1	1.000	0-0	.000	0-0	.000	1	1	2	0.3	0	0	1	1	0	0	2	0.3
2018-19	5-0	9/1.8	1-2	.500	0-0	.000	0-0	.000	0	2	2	0.4	0	0	0	1	0	0	2	0.4
2019-20	3-0	4/1.3	0-0	.000	0-0	.000	0-0	.000	0	1	1	0.3	0	0	0	0	0	0	0	0.0
TOTAL	22-0	33/1.5	2-5	.400	0-2	.000	0-0	.000	1	6	7	0.3	0	0	3	2	0	0	4	0.2



#33 CHRIS VOGT

CENTER • 7-1 • 260 • JUNIOR • TR • MAYFIELD, KY. (GRAVES COUNTY HS/NORTHERN KENTUCKY)

CONFERENCE AWARDS

» AAC Weekly Honor Roll (12/2/19)

MOMENTS

» Recorded a career-high 21 points against Valparaiso (11/25/19) and Tulane (1/4/20).
» Posted a double-double with 20 points and 14 rebounds vs. Green Bay (1/24/19).
» Tallied 16 points on 7-of-10 shooting with seven rebounds against Detroit Mercy (3/6/19).

2019-20 Season (Junior): Compiled 12 points, three blocks and a career-high three steals at Wichita State (2/6) ... posted 10 points and a career-high five blocks against then-No. 21 Houston (2/1) ... scored 16 of his 18 points in the first half, finishing 5-of-5 from the field and 8-of-9 from the free throw line at Temple (1/22/20) ... earned a double-double with 12 points and 11 rebounds against Tulsa (1/8) ... matched a career-high with 21 points on 9-of-11 shooting at Tulane (1/4) ... produced a game-high 19 points on 8-of-10 shooting with five rebounds and two blocks vs. UConn (1/1) ... tallied a team-high 16 points on 7-of-8 shooting with seven rebounds vs. Colgate (12/14) ... played a career-high 38 minutes, scoring 14 points on 6-of-10 shooting in the overtime win vs. UNLV (11/30) ... scored a career-high 21 points on 9-of-11 shooting with seven rebounds against Valparaiso (11/25) ... registered a double-double with 13 points and 13 rebounds against Illinois State (11/22) ... posted a double-double with 18 points and 10 rebounds against Alabama A&M (11/14) ... tallied 12 points on 6-of-8 shooting with a pair of blocks against Drake (11/11) ... Transfer from Northern Kentucky who received a waiver from the NCAA and is eligible for the 2019-20 campaign.

Prior to Cincinnati: Saw action in all 35 games, averaging 4.5 points, 3.7 rebounds and 1.2 blocks while shooting 57.7 percent from the floor in 12.8 minutes as a reserve during his sophomore season at Northern Kentucky in 2018-19 ... tallied a career-high 20 points and 14 rebounds against Green Bay (1/24/19) ... posted 16 points on 8-of-12 shooting at Milwaukee (2/28/19) ... tallied 16 points on 7-of-10 shooting with eight rebounds against Detroit Mercy (3/6/19) ... played in 13 games as a reserve, averaging 1.1 points and 0.7 rebounds in 3.2 minutes as a freshman in 2017-18 ... averaged 16.5 points, 9.2 rebounds and 5.1 blocks as a senior at Graves County High School, helping the Eagles to a 27-8 mark, a ninth region championship and appearance at the 2017 KHSAA Sweet Sixteen tournament ... a dominating shot blocker in high school, his 488 career blocks rank second most in state history ... his 190 blocks as a junior rank as the third most in a season in state history ... tied the state high mark for blocks in a game with 17 while registering a triple-double with 16 rebounds and 12 points against Webster County on Jan. 16, 2016 ... also rejected 16 shots against Caldwell County later that same season ... finished with 1,441 career points, fourth most in school history, while helping the Eagles to a 96-35 career record.

Personal: Born Feb. 8, 1999 in Mayfield, Ky. ... son of Allyson and Jim Vogt ... has two brothers, Ryan and Eric ... right-handed.

SEASON & CAREER STATISTICS

2019-20 Season		Career
21, 2x (last at Tulane, 1/4/20)	Pts	21, 2x (last at Tulane, 1/4/20)
11, 2x (last at Tulane, 1/4/20)	FG Atts	13 vs. Green Bay, 1/24/19#
9, 2x (last at Tulane, 1/4/20)	FG Made	9, 3x (last at Tulane, 1/4/20)
0	3PT-FG Atts	0
0	3PT-FG Made	0
9 at Temple, 1/22/20	FT Atts	9, 2x (last at Temple, 1/22/20)
8 at Temple, 1/22/20	FT Made	8 at Temple, 1/22/20
13 vs. Illinois State, 11/22/19	Rebs	14 vs. Green Bay, 1/24/19#
2, 4x (last vs. ECU, 1/19/20)	Assts	3 vs. Green Bay, 1/24/19#
3 at Wichita State, 2/6/20	Stls	3 at Wichita State, 2/6/20
5 vs. Houston, 2/1/20	Blks	5 vs. Houston, 2/1/20
41 at UConn, 2/9/20	Mins	41 at UConn, 2/9/20

#- Statistics from playing career at Northern Kentucky

MISCELLANEOUS STATISTICS

CATEGORY	2017-18	2018-19	2019-20	CAREER
Double-Figure Scoring Games	0	3	20	23
Double-Figure Rebounding Games	0	2	3	5
Double-Double Games	0	1	3	4
20-Point Scoring Games	0	1	2	3
Games Led Team in Scoring	0	1	5	6
Games Led Team in Rebounding	0	5	5	10
Games Led UC in Assists	0	0	0	0
Games With 3+ Assists	0	1	0	1
Games With 3+ Blocks	0	7	6	13
Games With 3+ Steals	0	0	1	1
Games With 3+ 3-Pointers	0	0	0	0

CAREER STATISTICS

			Total		3-Point		F-Throws		Rebounds											Scoring	
Season	gp-gs	min/avg	fg-fga	pct	fg-fga	pct	ft-fta	pct	off	def	tot	avg	pf	fo	ast	to	blk	stl	pts	avg	
2017-18*	13-0	42/3.2	6-10	.600	0-0	.000	2-6	.333	0	9	9	0.7	8	0	3	2	4	2	14	1.1	
2018-19*	35-2	448/12.8	64-111	.577	0-0	.000	30-78	.385	47	82	129	3.7	87	2	20	36	42	10	158	4.5	
2019-20	28-28	817/29.2	132-204	.647	0-0	.000	56-97	.577	74	96	170	6.1	88	3	23	47	45	10	320	11.4	
TOTAL	28-28	817/29.2	132-204	.647	0-0	.000	56-97	.577	74	96	170	6.1	88	3	23	47	45	10	320	11.4	
All*	76-30	1307/17.2	202-325	.622	0-0	.000	88-181	.486	121	187	308	4.1	183	5	46	85	91	22	492	6.5	

* Statistics from prior team/school



#33 CHRIS VOGT

CENTER • 7-1 • 260 • JUNIOR • TR • MAYFIELD, KY. (GRAVES COUNTY HS/NORTHERN KENTUCKY)

GAME-BY-GAME STATISTICS

2019-20 (JUNIOR SEASON - CINCINNATI)

Opponent	Date	gs	min	Total		3-Pointers		Free throws		Rebounds				pf	a	t/o	blk	stl	pts	avg	
				fg-fga	pct	3fg-fga	pct	ft-fa	pct	off	def	tot	avg								
at Ohio St.	11/06/19	*	13	2-5	400	0-0	.000	0-2	.000	1	3	4	4.0	5	0	1	1	0	4	4.0	
DRAKE	11/11/19	*	19	6-8	750	0-0	.000	0-0	.000	1	2	3	3.5	3	1	3	2	0	12	8.0	
ALABAMA A&M	11/14/19	*	25	7-9	778	0-0	.000	4-6	.667	5	5	10	5.7	2	2	1	0	0	18	11.3	
vs Illinois State	11/22/19	*	33	4-4	1,000	0-0	.000	5-6	.833	7	6	13	7.5	0	1	0	1	0	13	11.8	
vs Bowling Green	11/24/19	*	33	3-5	600	0-0	.000	4-8	.500	0	7	7	7.4	4	1	1	1	1	10	11.4	
vs Valparaiso	11/25/19	*	33	9-11	818	0-0	.000	3-5	.600	1	6	7	7.3	3	1	4	1	0	21	13.0	
UNLV	11/30/19	*	38	6-10	600	0-0	.000	2-2	1.000	1	4	5	7.0	2	0	1	3	0	14	13.1	
VERMONT	12/03/19	*	35	5-10	500	0-0	.000	1-2	.500	3	3	6	6.9	2	2	1	3	0	11	12.9	
at Xavier	12/07/19	*	29	5-8	625	0-0	.000	0-1	.000	4	4	8	7.0	4	0	0	2	0	10	12.6	
COLGATE	12/14/19	*	26	7-8	875	0-0	.000	2-4	.500	5	2	7	7.0	2	0	3	0	0	16	12.9	
TENNESSEE	12/18/19	*	21	5-8	625	0-0	.000	1-1	1.000	1	3	4	6.7	4	2	1	1	0	11	12.7	
vs Iowa	12/21/19	*	28	3-6	500	0-0	.000	5-6	.833	4	4	8	6.8	3	1	0	1	1	11	12.6	
UCONN	01/01/20	*	28	8-10	800	0-0	.000	3-5	.600	1	4	5	6.7	4	0	3	2	0	19	13.1	
at Tulane	01/04/20	*	30	9-11	818	0-0	.000	3-4	.750	1	3	4	6.5	4	0	1	2	1	21	13.6	
TULSA	01/08/20	*	29	6-6	1,000	0-0	.000	0-0	.000	6	5	11	6.8	2	1	4	2	0	12	13.5	
at UCF	01/11/20	*	25	6-10	600	0-0	.000	1-2	.500	2	1	3	6.6	4	0	4	1	0	13	13.5	
at Memphis	01/16/20	*	34	4-9	444	0-0	.000	1-2	.500	5	2	7	6.6	1	1	2	1	0	9	13.2	
EAST CAROLINA	01/19/20	*	23	3-7	429	0-0	.000	1-4	.250	3	1	4	6.4	4	2	2	0	2	7	12.9	
at Temple	01/22/20	*	33	5-5	1,000	0-0	.000	8-9	.889	1	4	5	6.4	4	1	2	1	0	18	13.2	
SMU	01/28/20	*	30	4-10	400	0-0	.000	1-1	1.000	4	4	8	6.5	1	0	2	1	0	9	13.0	
HOUSTON	02/01/20	*	26	4-4	1,000	0-0	.000	2-2	1.000	1	1	2	6.2	5	0	3	5	0	10	12.8	
at Wichita St.	02/06/20	*	26	5-7	714	0-0	.000	2-3	.667	3	2	5	6.2	3	0	3	3	12	12.8		
at UConn	02/09/20	*	41	5-8	625	0-0	.000	0-2	.000	2	2	4	6.1	4	1	0	3	1	10	12.7	
MEMPHIS	02/13/20	*	28	1-2	500	0-0	.000	3-8	.375	3	3	6	6.1	4	1	0	1	0	5	12.3	
at East Carolina	02/16/20	*	36	6-10	600	0-0	.000	1-5	.200	2	5	7	6.1	4	2	1	1	0	13	12.4	
UCF	02/19/20	*	30	2-3	667	0-0	.000	3-5	.600	4	2	6	6.1	5	1	2	4	0	7	12.2	
WICHITA ST.	02/23/20	*	34	1-7	143	0-0	.000	0-0	.000	0	4	4	6.0	3	2	0	2	0	2	11.8	
at Houston	03/01/20	*	31	1-3	333	0-0	.000	0-2	.000	3	4	7	6.1	2	0	2	0	1	2	11.4	
Totals			28	817	132-204	647	0-0	.000	56-97	.577	74	96	170	6.1	88	23	47	45	10	320	11.4

2018-19 (SOPHOMORE SEASON - NORTHERN KENTUCKY)

Opponent	Date	gs	min	Total		3-Pointers		Free throws		Rebounds				pf	a	t/o	blk	stl	pts	avg
				fg	fga	3fg	3fga	ft	fta	off	def	tot								
WILMINGTON	11/06/18	15	2-3	.667	0-0	.000	2-4	.500	3	2	5	5.0	3	2	0	3	0	6	6.0	
at Northern Ill.	11/09/18	14	2-2	1.000	0-0	.000	1-2	.500	2	2	4	4.5	4	0	1	1	1	5	5.5	
WABASH	11/11/18	17	1-2	.500	0-0	.000	0-0	.000	0	2	2	3.7	3	1	2	0	0	2	4.3	
UNC ASHEVILLE	11/16/18	14	2-2	1.000	0-0	.000	4-7	.571	1	0	1	3.0	2	1	1	2	1	8	5.3	
MANHATTAN	11/17/18	17	2-4	.500	0-0	.000	3-9	.333	5	3	8	4.0	1	0	1	4	1	7	5.6	
COASTAL CARO.	11/18/18	8	1-2	.500	0-0	.000	1-2	.500	2	1	3	3.8	4	0	0	1	0	3	5.2	
at UCF	11/24/18	8	1-1	1.000	0-0	.000	0-2	.000	0	2	2	3.6	5	0	0	1	0	2	4.7	
at Morehead State	11/27/18	17	2-3	.667	0-0	.000	0-0	.000	0	3	3	3.5	3	1	1	1	1	4	4.6	
UMBC	11/30/18	10	0-1	.000	0-0	.000	1-2	.500	0	2	2	3.3	5	0	1	0	0	1	4.2	
at Cincinnati	12/04/18	21	2-4	.500	0-0	.000	1-6	.167	1	1	2	3.2	2	1	1	0	0	5	4.3	
at Eastern Kentucky	12/08/18	14	3-3	1.000	0-0	.000	0-1	.000	5	7	12	4.0	2	0	1	1	0	6	4.5	
MIAMI (OH)	12/16/18	10	1-3	.333	0-0	.000	1-2	.500	0	3	3	3.9	3	0	1	0	0	3	4.3	
NORTHERN ILL.	12/20/18	9	1-1	1.000	0-0	.000	0-3	.000	0	3	3	3.8	2	0	0	1	0	2	4.2	
IUPUI	12/28/18	11	1-3	.333	0-0	.000	0-0	.000	0	2	2	3.7	2	0	2	2	0	2	4.0	
UIC	12/30/18	8	1-1	1.000	0-0	.000	0-2	.000	2	1	3	3.7	2	1	0	0	0	2	3.9	
at OAKLAND	01/03/19	9	1-2	.500	0-0	.000	0-0	.000	0	0	0	3.4	4	0	0	2	0	2	3.8	
at Detroit Mercy	01/05/19	11	1-3	.333	0-0	.000	0-0	.000	0	3	3	3.4	2	1	0	0	0	2	3.6	
WRIGHT ST.	01/11/19	7	0-1	.000	0-0	.000	0-0	.000	0	4	4	3.4	4	0	2	0	0	0	3.4	
at Cleveland State	1/17/19	6	1-3	.333	0-0	.000	0-0	.000	1	0	1	3.3	2	0	1	0	0	2	3.4	
at Youngstown State	1/19/19	10	2-3	.667	0-0	.000	0-1	.000	1	2	3	3.3	0	0	1	0	1	4	3.4	
GREEN BAY	01/24/19	26	9-13	.692	0-0	.000	2-5	.400	7	7	14	3.8	1	3	3	3	1	20	4.2	
MILWAUKEE	01/26/19	16	0-3	.000	0-0	.000	2-7	.286	2	1	3	3.8	0	1	1	3	0	2	4.1	
at IUPUI	02/01/19	17	2-4	.500	0-0	.000	2-3	.667	0	2	2	3.7	3	1	1	3	0	6	4.2	
at UIC	02/03/19	13	0-1	.000	0-0	.000	1-4	.250	0	2	2	3.6	2	0	1	2	0	1	4.0	
DETROIT MERCY	02/07/19	14	2-3	.667	0-0	.000	4-5	.800	4	5	9	3.8	2	1	0	0	0	8	4.2	
OAKLAND	02/09/19	7	0-1	.000	0-0	.000	0-0	.000	1	2	3	3.8	2	0	0	0	1	0	4.0	
at Wright St.	2/15/19	5	0-3	.000	0-0	.000	0-0	.000	0	2	2	3.7	1	0	2	0	0	0	3.9	
YOUNGSTOWN STATE	02/21/19	11	3-3	1.000	0-0	.000	0-2	.000	1	1	2	3.7	0	0	0	2	0	6	4.0	
CLEVELAND STATE	02/23/19	10	2-3	.667	0-0	.000	0-0	.000	1	1	2	3.6	3	1	1	1	0	4	4.0	
at Milwaukee	02/28/19	* 28	8-12	.667	0-0	.000	0-2	.000	2	2	4	3.6	2	1	1	0	1	16	4.4	
at Green Bay	3/2/19	* 21	0-1	.000	0-0	.000	3-4	.750	0	5	5	3.7	4	0	2	4	1	3	4.3	
DETROIT MERCY	3/06/19	20	7-10	.700	0-0	.000	2-3	.667	3	5	8	3.8	2	2	1	1	1	16	4.7	
vs OAKLAND	03/11/19	15	4-6	.667	0-0	.000	0-0	.000	3	4	7	3.9	4	1	4	3	0	8	4.8	
vs Wright St.	03/12/19	5	0-0	.000	0-0	.000	0-0	.000	0	0	0	3.8	4	1	1	0	0	0	4.6	
vs Texas Tech	03/22/19	4	0-1	.000	0-0	.000	0-0	.000	0	0	0	3.7	2	0	2	1	0	0	4.5	
Totals		2	448	64-111	.577	0-0	.000	30-78	.385	47	82	129	3.7	87	20	36	42	10	158	4.5

2017-18 (FRESHMAN SEASON - NORTHERN KENTUCKY)

Opponent	Date	gs	min	Total		3-Pointers		Free throws		Rebounds				pf	a	t/o	blk	stl	pts	avg
				fg-fga	pct	3fg-fga	pct	ft-fga	pct	off	def	tot	avg							
EAST TENNESSEE STATE	11/10/17		dnp	-	-	-	-	-	-	-	-	-	-	-	-	-	-	-	-	-
WILMINGTON	11/12/17		11	3-5	.600	0-0	.000	2-3	.667	0	0	0	0.0	3	1	0	0	1	8	8.0
vs James Madison	11/17/17		dnp	-	-	-	-	-	-	-	-	-	-	-	-	-	-	-	-	-
vs IONA	11/18/17		dnp	-	-	-	-	-	-	-	-	-	-	-	-	-	-	-	-	-
vs Vermont	11/19/17		dnp	-	-	-	-	-	-	-	-	-	-	-	-	-	-	-	-	-
at Memphis	11/25/17		dnp	-	-	-	-	-	-	-	-	-	-	-	-	-	-	-	-	-
BEREA	11/29/17		15	2-2	1.000	0-0	.000	0-1	.000	0	5	5	2.5	3	1	0	1	1	4	6.0
MOREHEAD STATE	12/02/17		3	0-0	.000	0-0	.000	0-2	.000	0	1	1	2.0	0	0	1	0	0	0	4.0
at EAST TENNESSEE STATE	12/06/17		1	0-0	.000	0-0	.000	0-0	.000	0	0	0	1.5	0	0	0	0	0	0	3.0
EASTERN KENTUCKY	12/10/17		0	0-0	.000	0-0	.000	0-0	.000	0	0	0	1.2	0	0	0	0	0	0	2.4
at UMBEC Retrievers	12/17/17		dnp	-	-	-	-	-	-	-	-	-	-	-	-	-	-	-	-	-
at Texas A&M	12/19/17		dnp	-	-	-	-	-	-	-	-	-	-	-	-	-	-	-	-	-
IUPUI	12/28/17		dnp	-	-	-	-	-	-	-	-	-	-	-	-	-	-	-	-	-
UIC	12/30/17		3	0-0	.000	0-0	.000	0-0	.000	0	0	0	1.0	0	1	0	1	0	0	2.0
at Oakland	01/05/18		dnp	-	-	-	-	-	-	-	-	-	-	-	-	-	-	-	-	-
at Detroit Mercy	01/07/18		dnp	-	-	-	-	-	-	-	-	-	-	-	-	-	-	-	-	-
WRIGHT STATE	01/11/18		dnp	-	-	-	-	-	-	-	-	-	-	-	-	-	-	-	-	-
CLEVELAND STATE	01/15/18		0	0-0	.000	0-0	.000	0-0	.000	0	0	0	0.9	0	0	0	0	0	0	1.7
at Milwaukee	01/18/18		2	0-0	.000	0-0	.000	0-0	.000	0	0	0	0.8	1	0	0	0	0	0	1.5
at Green Bay	01/20/18		dnp	-	-	-	-	-	-	-	-	-	-	-	-	-	-	-	-	-
OAKLAND	01/26/18		dnp	-	-	-	-	-	-	-	-	-	-	-	-	-	-	-	-	-
DETROIT MERCY	01/28/18		3	1-1	1.000	0-0	.000	0-0	.000	0	1	1	0.8	1	0	0	1	0	2	1.6
at Youngstown State	02/01/18		dnp	-	-	-	-	-	-	-	-	-	-	-	-	-	-	-	-	-
at Cleveland State	02/03/18		2	0-0	.000	0-0	.000	0-0	.000	0	1	1	0.8	0	0	1	1	0	0	1.4
MILWAUKEE	02/08/18		dnp	-	-	-	-	-	-	-	-	-	-	-	-	-	-	-	-	-
GREEN BAY	02/10/18		dnp	-	-	-	-	-	-	-	-	-	-	-	-	-	-	-	-	-
at Wright State	02/16/18		dnp	-	-	-	-	-	-	-	-	-	-	-	-	-	-	-	-	-
YOUNGSTOWN STATE	02/19/18		1	0-0	.000	0-0	.000	0-0	.000	0	0	0	0.7	0	0	0	0	0	0	1.3
at UIC	02/23/18		dnp	-	-	-	-	-	-	-	-	-	-	-	-	-	-	-	-	-
at IUPUI	02/25/18		0	0-0	.000	0-0	.000	0-0	.000	0	0	0	0.7	0	0	0	0	0	0	1.2
vs Cleveland State	03/03/18		dnp	-	-	-	-	-	-	-	-	-	-	-	-	-	-	-	-	-
at LOUISVILLE	3/13/18		1	0-2	.000	0-0	.000	0-0	.000	0	1	1	0.7	0	0	0	0	0	0	1.1
Totals		0	42	6-10	.600	0-0	.000	2-6	.333	0	9	9	8.7	8	3	2	4	2	14	1.1



#34 JARRON CUMBERLAND

GUARD • 6-5 • 210 • SENIOR • 3L • WILMINGTON, OHIO (WILMINGTON HS)

CONFERENCE AWARDS

- » Tournament MVP (2019)
- » Player of the Year (2018-19)
- » First Team (2018-19) Unanimous pick
- » Player of the Week (5x: 1/28/19; 1/21/19; 12/24/18; 11/26/18; 1/30/17)
- » Weekly Honor Roll (7x: 2/3/20; 1/27/20; 1/20/20; 2/18/19, 2/11/19, 2/4/19 & 1/14/19)
- » All-Rookie Team (2016-17)
- » Co-Sixth Man of the Year (2016-17)
- » Rookie of the Week (3x: 3/6/17; 1/2/17; & 12/19/16)

OTHER HONORS

- » Tabbed an AP honorable mention All-American (2018-19)
- » Named one of 10 semifinalists for the 2019 Jerry West Shooting Guard of the Year Award.
- » Named to 2019 Citizen Naismith Midseason Team
- » Named to the 2019 Lute Olson Mid-Season Watch List

MOMENTS

- » Scored 33 points on 11-of-24 shooting against No. 11 Houston (3/17/19), marking the most points scored in AAC Tournament championship game history.

2019-20 Season (Senior): Tallied a game-best 24 points, making 16 of 22 free throws against Wichita State (2/23) ... scored a game-high 24 points, including the go-ahead three-point play with 3.5 seconds left at Wichita State (2/6) ... registered a season-high 28 points and nine rebounds vs. SMU (1/28) ... tallied a team-high 22 points with six assists and three steals at Temple (1/22/20) ... posted a game-high 22 points with four threes, seven rebounds and eight assists against Tulsa (1/8) ... netted 23 points with 12 of 17 shooting from the foul line vs. Illinois State (11/22).

2019-20 PRESEASON HONORS: AAC Preseason Player of the Year (coaches) ... Jerry West Shooting Guard of the Year Award Watch List (20 players) ... Citizen Naismith Men's Player of the Year Watch List (50 players) ... Wendy's Wooden Award Watch List (50 players) ... Lute Olson Player of the Year Watch List (40 players) ... NABC Player of the Year Watch List (20 players).

2018-19 Season (Junior): Started all 35 games, averaging 18.8 points, 4.4 rebounds, 3.6 assists and 1.1 steals in 32.5 minutes ... named Associated Press Honorable Mention All-America, American Athletic Conference Player of the Year, the American Championship Tournament Most Outstanding Player and a unanimous first-team all-conference selection ... earned NABC All-District 25 First Team honors ... named one of 10 semifinalists for the 2019 Jerry West Shooting Guard of the Year Award Watch List, selected to the Citizen Naismith Midseason Team and the Lute Olson Midseason Watch List ... named the 2018 Emerald Coast Classic Tournament Most Valuable Player ... recognized by The American nine times for weekly awards (AAC Player of the Week [five weeks] and AAC Weekly Honor Roll [four weeks]) ... set an AAC Tournament championship game record, scoring 33 points on 11-of-24 shooting with eight rebounds against No. 11 Houston (3/17) ... earned AAC Tournament Most Outstanding Player accolades, averaging 23.3 points, 6.0 rebounds and 4.3 assists during the three-game event... scored 657 points during 2018-19, the 10th most points scored in a season in school history and the most since Sean Kilpatrick (701 points in 2013-14) ... became the 53rd member of Cincinnati's 1,000-point club, finishing the season 20th on the list with 1,363 career points ... ranked among the league leaders in eight categories: points (third at 18.8), three-point field goal percentage (seventh at .388), three-point field goals made (seventh at 2.3), free throw percentage (10th at .773), assists (11th at 3.6), assist-to-turnover ratio (13th at 1.3), minutes played (14th at 32.5) and steals (15th at 1.1) ... scored a career-high 34 points on 9-of-20 shooting, going 14 of 15 from the free throw line with four steals against USF (1/15) ... scored 20 or more points 17 times, most 20-points games in a season since Sean Kilpatrick (19 in 2013-14) ... scored in double figures in 33 of 35 games, leading the Bearcats in scoring 22 times.

2017-18 Season (Sophomore): Started all 36 games, averaging 11.5 points, 4.0 rebounds, 2.9 assists, 1.0 steals in 28.9 minutes ... named to The American's Weekly Honor Roll three times (11/20, 1/2, 1/15) ... ranked second on the team, averaging 14.0 points during five postseason games ... registered his first collegiate double-double, scoring a career-high 27 points on 8-of-17 shooting with four three-pointers to go with a career-high 11 rebounds against Georgia State (3/16). It marked the most points scored by a Bearcat in an NCAA Tournament game during the Mick Cronin coaching era (since 2006-07) ... finished the season ranked 24th in the league in scoring (11.5) ... ranked among the league leaders during conference play in assists (12th at 2.9), free throw percentage (15th at .736) and scoring (26th at 11.4) ... tied teammate Jacob Evans III with a team-high 60 three-pointers ... made as many as four three-pointers in six games ... scored 20 points on 6-of-9 shooting with four threes against Western Carolina (11/13) ... made at least one three-pointer in 28 of 36 games, including 15 of 18 conference contests.

SEASON & CAREER STATISTICS

2019-20 Season

28 vs. SMU, 1/28/20	Pts	34 vs. USF, 1/15/19
20 vs. UCF, 2/19/20	FG Atts	25 at Houston, 2/10/19
9, 3x (last vs. UCF, 2/19/20)	FG Made	11, 2x (last vs. Houston, 3/17/19)
9 vs. UCF, 2/19/20	3PT-FG Atts	11 vs. Georgia State, 3/16/18
4, 2x (last vs. SMU, 1/28/20)	3PT-FG Made	6, 2x (last vs. Wichita State, 2/17/19)
22 vs. Wichita State, 2/23/20	FT Atts	22 vs. Wichita State, 2/23/20
16 vs. Wichita State, 2/23/20	FT Made	16 vs. Wichita State, 2/23/20
9 vs. SMU, 1/28/20	Rebs	11 vs. Georgia State, 3/16/18
10 at UConn, 2/9/20	Assts	10 at UConn, 2/9/20
3 at Temple, 1/22/20	Stls	5 vs. SMU, 3/12/17
3, 2x (last vs. UCF, 2/19/20)	Blks	3, 3x (last vs. UCF, 2/19/20)
41 at UConn, 2/9/20	Mins	42 vs. UConn, 1/12/19

MISCELLANEOUS STATISTICS

CATEGORY	2016-17	2017-18	2018-19	2019-20	CAREER
Double-Figure Scoring Games	14	22	33	22	91
Double-Figure Rebounding Games	0	1	0	0	1
Double-Double Games	0	1	0	0	1
20-Point Scoring Games	1	2	17	7	27
Games Led UC in Scoring	6	8	22	11	47
Games Led UC in Rebounding	1	1	6	2	10
Games Led UC in Assists	2	11	20	17	50
Games With 3+ Assists	5	19	24	21	71
Games With 3+ Blocks	0	0	1	2	3
Games With 3+ Steals	4	2	3	1	10
Games With 3+ 3-Pointers	5	8	13	4	30

2016-17 Season (Freshman): Played in 35 games as a reserve, averaging 8.3 points, 2.4 rebounds, 1.5 assists and 1.0 steals in 19.1 minutes ... named to The American's All-Rookie Team and selected as The American's Co-Sixth Man of the Year with SMU's Ben Emelogo ... named league's player of the week after a pair of strong performances: scoring a season-high 26 points on 8-of-11 shooting with a season-best six three-pointers against USF (1/29) and tallying 15 points, including 13 in the second half, against No. 24 Xavier (1/26) ... named league's player of the week three times ... shot 52.6 percent (22 of 42) from the field while averaging 11.6 points in five postseason games ... scored in double figures in 14 games ... led the team in scoring in six games.

Prior to Cincinnati: Averaged 29.6 points, 7.4 rebounds, 3.6 steals and 3.2 assists while shooting 57.4 percent (303 of 528) from the field as a senior at Wilmington High School ... helped lead the Hurricane to a 27-2 record and the semifinals of the OHSAA Division I playoffs ... finished as the school's all-time leading scorer with 2,383 points ... named a finalist for the Ohio Mr. Basketball Award and a McDonald's All-American nominee ... scored a team-high 15 points and was named most valuable player of the 2016 Ohio-Kentucky All-Star game ... averaged 24.5 points, 7.5 rebounds and 3.3 assists as a junior ... averaged 17.8 points, 5.4 rebounds, 2.0 assists and 1.8 steals during AAU action with King James (Ohio) during the 2015 summer, later earning Third Team All-Peach Jam honors during Nike EYBL action ... earned First Team Associate Press Division I All-Ohio honors as a junior and senior ... ranked at No. 55 on ESPN's Top 100 prospects list ... tabbed as a four-star prospect by Rivals.com, Scout.com and 247 Sports.

Personal: Born Sept. 22, 1997 in Wilmington, Ohio ... son of Cheryl and Scott Cumberland ... has two sisters, Ebony and Chastity ... cousin of current Bearcat Jaevin Cumberland ... right-handed ... first name is pronounced "JAIR-in."

CAREER STATISTICS

Season	gp-gs	min/avg	Total		3-Point		F-Throws		Rebounds				Other Stats						Scoring	
			fg-fga	pct	fg-fga	pct	ft-fa	pct	off	def	tot	avg	pf	fo	ast	to	blk	stl	pts	avg
2016-17	35-0	669/19.1	99-201	.493	38-107	.355	56-87	.644	36	48	84	2.4	63	0	52	35	9	34	292	8.3
2017-18	36-36	1041/28.9	138-337	.409	60-177	.339	78-115	.678	45	98	143	4.0	76	1	103	64	13	37	414	11.5
2018-19	35-35	1136/32.5	207-512	.404	80-206	.388	163-211	.773	40	115	155	4.4	80	1	127	96	14	40	657	18.8
2019-20	26-26	841/32.3	111-289	.384	43-138	.312	134-179	.749	15	81	96	3.7	57	2	126	97	16	28	399	15.3
TOTAL	132-97	3687/27.9	555-1339	.414	221-628	.352	431-592	.728	136	342	478	3.6	276	4	408	292	52	139	1762	13.3



#34 JARRON CUMBERLAND

GUARD • 6-5 • 210 • SENIOR • 3L • WILMINGTON, OHIO (WILMINGTON HS)

GAME-BY-GAME STATISTICS

2019-20 (SENIOR SEASON)

Opponent	Date	Total				3-Pointers		Free throws		Rebounds													
		gs	min	fg-fga	pct	3fg-fga	pct	ft-fa	pct	off	def	tot	avg	pf	a	t/o	b/k	stl	pts	avg			
at Ohio St.	11/06/19	*	33	4-13	.308	0-5	.000	5-9	.556	0	3	3	3.0	2	3	1	0	0	13	13.0			
DRAKE	11/11/19	*	18	4-6	.667	3-4	.750	0-0	.000	0	1	1	2.0	1	1	2	0	1	11	12.0			
vs Illinois State	11/22/19	*	33	5-16	.313	1-8	.125	12-17	.706	1	1	2	2.0	3	1	3	0	2	23	15.7			
vs Bowling Green	11/24/19	*	27	4-9	.444	1-4	.250	2-6	.333	1	3	4	2.5	2	1	4	0	1	11	14.5			
UNLV	11/30/19	*	37	3-12	.250	2-6	.333	12-17	.706	0	6	6	3.2	1	5	3	0	1	20	15.6			
VERMONT	12/03/19	*	18	3-8	.375	2-3	.667	0-0	.000	0	2	2	3.0	2	3	3	1	1	8	14.3			
at Xavier	12/07/19	*	31	4-14	.286	1-8	.125	2-2	1.000	2	3	5	3.3	4	4	4	0	0	11	13.9			
COLGATE	12/14/19	*	30	2-8	.250	1-4	.250	3-3	1.000	1	5	6	3.6	2	4	3	1	1	8	13.1			
TENNESSEE	12/18/19	*	22	4-9	.444	1-5	.200	1-1	1.000	0	2	2	3.4	5	4	6	0	2	10	12.8			
vs Iowa	12/21/19	*	36	6-16	.375	3-8	.375	3-4	.750	0	1	1	3.2	2	3	2	0	1	18	13.3			
UConn	01/01/20	*	34	5-10	.500	1-2	.500	4-6	.667	1	1	2	3.1	0	5	1	0	2	15	13.5			
at Tulane	01/04/20	*	33	4-8	.500	1-3	.333	1-1	1.000	3	3	6	3.3	3	6	4	0	1	10	13.2			
TULSA	01/08/20	*	27	7-13	.538	4-6	.667	4-4	1.000	1	6	7	3.6	3	8	5	0	1	22	13.8			
at UCF	01/11/20	*	33	3-4	.750	0-1	.000	0-0	.000	0	3	3	3.6	3	7	3	1	0	6	13.3			
at Memphis	01/16/20	*	37	6-14	.429	3-6	.500	4-6	.667	1	3	4	3.6	2	6	1	0	0	19	13.7			
EAST CAROLINA	01/19/20	*	30	4-12	.333	2-7	.286	3-4	.750	0	2	2	3.5	1	7	2	2	2	13	13.6			
at Temple	01/22/20	*	34	4-11	.364	1-5	.200	13-14	.929	0	2	2	3.4	1	6	2	1	3	22	14.1			
SMU	01/28/20	*	32	9-13	.692	4-6	.667	6-7	.857	0	9	9	3.7	0	4	5	0	2	28	14.9			
HOUSTON	02/01/20	*	36	5-12	.417	2-5	.400	5-12	.417	0	3	3	3.7	2	7	4	2	1	17	15.0			
at Wichita St.	02/06/20	*	36	9-17	.529	1-8	.125	5-6	.833	0	3	3	3.7	1	5	2	0	0	24	15.5			
at UConn	02/09/20	*	42	1-11	.091	1-5	.200	5-6	.833	0	5	5	3.7	3	10	6	3	0	8	15.1			
MEMPHIS	02/13/20	*	35	1-7	.143	0-4	.000	13-15	.867	1	4	5	3.8	4	9	3	0	1	15	15.1			
at East Carolina	02/16/20	*	33	4-8	.500	3-6	.500	2-3	.667	1	2	3	3.7	5	4	6	0	2	13	15.0			
UCF	02/19/20	*	45	6-20	.300	2-9	.222	5-5	1.000	1	3	4	3.8	1	9	7	3	2	19	15.2			
WICHITA ST.	02/23/20	*	34	3-11	.273	2-5	.400	16-22	.727	1	4	5	3.8	2	4	6	1	1	24	15.5			
at Houston	03/01/20	*	35	1-7	.143	1-5	.200	8-9	.889	0	1	1	3.7	2	4	4	0	0	11	15.3			
Totals			26	841	111-289	384	43-138	312	134-179	.749	15	81	96	3.7	57	126	97	16	28	399	15.3		

2017-18 (SOPHOMORE SEASON)

Opponent	Date	gs	min	Total		3-Pointers		Free throws		Rebounds				pf	a	t/o	blk	stl	pts	avg	
				fg-fga	pct	3fg-fga	pct	ft-fa	pct	off	def	tot	avg								
SAVANNAH STATE	11/10/17	*	24	4-11	.364	1-5	.200	1-2	.500	4	3	7	7.0	0	5	0	0	1	10	10.0	
WESTERN CAROLINA	11/13/17	*	23	6-9	.667	4-6	.667	4-4	1.000	0	2	2	4.5	1	2	3	0	0	20	15.0	
COPPIN STATE	11/16/17	*	25	7-14	.500	4-10	.400	1-4	.250	1	8	9	6.0	0	3	0	1	0	19	16.3	
vs Buffalo	11/20/17	*	33	5-11	.455	0-1	.000	4-7	.571	3	3	6	6.0	4	2	7	1	1	14	15.8	
vs Richmond	11/21/17	*	18	2-7	.286	2-5	.400	0-0	.000	2	3	5	5.8	0	0	1	1	2	6	13.8	
vs Wyoming	11/22/17	*	25	2-6	.333	1-2	.500	1-2	.500	0	2	2	5.2	2	1	0	1	1	6	12.5	
ALABAMA STATE	11/27/17	*	23	1-5	.200	0-3	.000	0-0	.000	0	0	0	4.4	1	4	2	0	0	2	11.0	
at Xavier	12/02/17	*	26	5-12	.417	2-5	.400	3-4	.750	0	0	0	3.9	4	0	2	1	1	15	11.5	
vs Florida	12/09/17	*	29	4-12	.333	2-6	.333	0-1	.000	1	1	2	3.7	4	2	2	2	1	10	11.3	
MISSISSIPPI ST.	12/12/17	*	30	1-8	.125	1-4	.250	4-6	.667	1	4	5	3.8	0	3	2	1	0	7	10.9	
at UCLA	12/16/17	*	31	4-8	.500	2-3	.667	0-5	.000	0	4	4	3.8	3	5	1	0	1	10	10.8	
UA-PINE BLUFF	12/19/17	*	14	2-4	.500	0-2	.000	0-0	.000	0	3	3	3.8	1	1	3	0	1	4	10.3	
CLEVELAND STATE	12/21/17	*	29	5-14	.357	2-6	.333	4-4	1.000	2	2	4	3.8	3	4	2	0	3	16	10.7	
MEMPHIS	12/31/17	*	29	6-9	.667	2-3	.667	1-1	1.000	2	6	8	4.1	2	4	1	1	2	15	11.0	
at Temple	01/04/18	*	36	0-6	.000	0-4	.000	0-2	.000	0	6	6	4.2	2	1	3	0	0	0	10.3	
SMU	01/07/18	*	33	4-13	.308	2-8	.250	4-4	1.000	0	4	4	4.2	1	4	4	0	2	14	10.5	
at USF	1/13/18	*	21	7-11	.636	4-7	.571	0-0	.000	0	3	3	4.1	4	1	1	0	0	18	10.9	
at UCF	1/16/18	*	34	1-4	.250	1-3	.333	2-4	.500	1	1	2	4.0	1	4	3	0	1	5	10.6	
ECU	01/20/18	*	28	4-9	.444	1-4	.250	5-6	.833	2	2	4	4.0	3	1	0	1	0	13	10.8	
TEMPLE	01/24/18	*	25	5-13	.385	1-6	.167	2-2	1.000	1	0	1	3.9	1	0	1	0	1	13	10.9	
at Memphis	1/27/18	*	36	3-7	.429	1-3	.333	0-0	.000	2	3	5	3.9	4	2	2	0	1	7	10.7	
HOUSTON	01/31/18	*	31	4-10	.400	0-2	.000	7-10	.700	2	2	4	3.9	3	4	4	1	1	15	10.9	
at UConn	2/3/18	*	29	2-8	.250	2-8	.250	2-5	.400	0	4	4	3.9	2	1	1	0	0	8	10.8	
UCF	02/06/18	*	26	3-6	.500	2-3	.667	1-2	.500	1	5	6	4.0	3	4	1	0	0	9	10.7	
at SMU	02/11/18	*	25	4-7	.571	1-4	.250	3-4	.750	1	2	3	4.0	0	4	0	0	2	12	10.8	
at Houston	2/15/18	*	37	3-9	.333	2-6	.333	6-7	.857	3	1	4	4.0	2	1	1	1	0	14	10.9	
WICHITA STATE	02/18/18	*	34	7-17	.412	3-10	.300	1-1	1.000	0	2	2	3.9	3	3	3	0	2	18	11.1	
UConn	02/22/18	*	30	3-10	.300	1-7	.143	0-0	.000	0	4	4	3.9	2	3	0	1	1	7	11.0	
TULSA	02/25/18	*	34	6-10	.600	4-7	.571	1-1	1.000	1	4	5	3.9	1	8	3	0	2	17	11.2	
at Tulane	03/01/18	*	22	2-5	.400	0-2	.000	4-4	1.000	0	1	1	3.8	2	5	3	0	1	8	11.1	
at Wichita State	03/04/18	*	37	5-10	.500	1-3	.333	0-0	.000	1	2	3	3.8	2	1	0	1	1	11	11.1	
vs SMU	03/09/18	*	34	0-4	.000	0-2	.000	0-1	.000	2	3	5	3.8	1	8	1	1	1	0	10.8	
vs Memphis	3-10-18	*	32	5-9	.556	4-6	.667	4-8	.500	1	2	3	3.8	4	5	1	0	0	18	11.0	
vs Houston	3-11-18	*	31	3-5	.600	0-1	.000	2-2	1.000	0	1	1	3.7	4	1	4	0	0	8	10.9	
vs Georgia State	03/16/18	*	40	8-17	.471	4-11	.364	7-8	.875	8	3	11	3.9	1	2	1	0	2	27	11.3	
vs Nevada	03/18/18	*	27	5-17	.294	3-9	.333	4-4	1.000	3	2	5	4.0	5	3	0	0	1	17	11.5	
Totals			36	1041	138-337	409	60-177	339	78-115	.678	45	98	143	4.0	76	103	64	13	37	414	11.5

2018-19 (JUNIOR SEASON)

Opponent	Date	gs	min	Total		3-Pointers		Free throws		Rebounds											
				fg-fga	pct	3fg-fga	pct	ft-fa	pct	off	def	tot	avg	pf	a	t/o	blk	stl	pts	avg	
OHIO ST.	11/07/18	*	23	7-17	.412	3-7	.429	5-7	.714	0	2	2	2.0	2	2	4	0	1	22	22.0	
N.C. CENTRAL	11/13/18	*	24	4-9	.444	2-5	.400	0-1	.000	0	2	2	2.0	1	3	3	1	2	10	16.0	
MILWAUKEE	11/16/18	*	26	5-13	.385	2-6	.333	2-2	1.000	1	4	5	3.0	3	1	3	0	0	14	15.3	
WESTERN MICH.	11/19/18	*	32	11-19	.579	4-7	.571	1-1	1.000	0	0	0	2.3	2	6	2	0	2	27	18.3	
vs George Mason	11/23/18	*	31	2-11	.182	1-2	.500	6-8	.750	0	6	6	3.0	1	1	3	2	3	11	16.8	
vs Ole Miss	11/24/18	*	33	5-17	.294	2-8	.250	13-14	.929	1	2	3	3.0	1	2	0	2	0	25	18.2	
ARK-PINE BLUFF	11/27/18	*	14	4-6	.667	2-3	.667	0-0	.000	0	2	2	2.9	0	6	2	0	1	10	17.0	
at UNLV	12/01/18	*	25	1-5	.200	1-2	.500	0-0	.000	0	2	2	2.8	5	2	1	0	2	3	15.3	
NORTHERN KY.	12/04/18	*	30	4-9	.444	2-4	.500	2-4	.500	0	1	1	2.6	1	5	3	0	0	12	14.9	
XAVIER	12/08/18	*	36	7-15	.467	3-6	.500	2-3	.667	2	2	4	2.7	3	4	1	1	2	19	15.3	
at Mississippi State	12/15/18	*	37	7-16	.438	2-5	.400	5-5	1.000	2	2	4	2.8	2	5	0	0	2	21	15.8	
UCLA	12/19/18	*	27	9-17	.529	4-5	.800	3-4	.750	3	2	5	3.0	3	2	2	0	2	25	16.6	
SOUTH CAROLINA ST.	12/22/18	*	25	4-8	.500	4-8	.500	0-0	.000	0	2	2	2.9	2	4	3	1	3	12	16.2	
TULANE	01/02/19	*	31	6-10	.600	3-5	.600	7-8	.875	1	6	7	3.2	2	5	0	1	0	22	16.6	
at ECU	01/05/19	*	33	7-15	.467	2-6	.333	2-3	.667	3	2	5	3.3	4	3	4	0	0	18	16.7	
at Tulsa	01/10/19	*	35	5-16	.313	2-8	.250	2-3	.667	0	2	2	3.3	4	4	4	0	0	14	16.6	
UCONN	01/12/19	*	42	5-14	.357	1-4	.250	11-12	.917	1	5	6	3.4	2	7	2	0	2	22	16.9	
SOUTH FLA.	01/15/19	*	39	9-20	.450	2-7	.286	14-16	.875	0	2	2	3.3	2	3	4	0	4	34	17.8	
at Wichita St.	01/19/19	*	38	5-17	.294	2-5	.400	6-10	.600	1	6	7	3.5	2	2	3	0	1	18	17.8	
TULSA	01/24/19	*	33	8-14	.571	5-10	.500	2-5	.400	2	2	4	3.6	2	2	2	0	0	23	18.1	
at Temple	01/27/19	*	38	6-17	.353	1-7	.143	12-17	.706	2	6	8	3.8	3	3	2	0	1	25	18.4	
SMU	02/02/19	*	34	9-18	.500	5-10	.500	1-2	.500	2	7	9	4.0	2	5	5	0	0	24	18.7	
at Memphis	02/07/19	*	35	4-11	.364	2-6	.333	7-10	.700	2	4	6	4.1	2	6	3	1	1	17	18.6	
at Houston	02/10/19	*	29	9-25	.360	4-8	.500	5-6	.833	1	3	4	4.1	3	0	2	0	2	27	19.0	
WICHITA ST.	02/17/19	*	37	8-20	.400	6-10	.600	5-5	1.000	1	5	6	4.2	2	5	3	0	1	27	19.3	
UCF	02/21/19	*	38	3-13	.231	1-1	1.000	4-4	1.000	3	4	7	4.3	2	6	4	2	1	11	19.0	
at Conn	02/24/19	*	35	3-9	.333	0-4	.000	2-2	1.000	2	3	5	4.3	2	4	3	0	2	8	18.6	
at SMU	02/27/19	*	35	4-13	.308	0-4	.000	4-5	.800	2	5	7	4.4	4	4	2	0	0	12	18.3	
MEMPHIS	03/02/19	*	34	6-12	.500	1-5	.200	13-16	.813	1	5	6	4.4	3	3	3	1	1	26	18.6	
at UCF	03/07/19	*	36	5-18	.278	0-3	.000	0-1	.000	0	4	4	4.4	2	5	5	0	0	10	18.3	
HOUSTON	03/10/19	*	29	4-11	.364	3-7	.429	9-12	.750	0	3	3	4.4	3	1	3	1	0	20	18.4	
vs SMU	03/15/19	*	40	10-20	.500	3-8	.375	3-4	.750	1	3	4	4.4	1	8	2	1	1	26	18.6	
vs Wichita St.	03/16/19	*	28	3-16	.188	1-4	.250	4-6	.667	4	2	6	4.4	4	4	5	0	1	11	18.4	
vs Houston	03/17/19	*	35	11-24	.458	1-7	.143	10-13	.769	2	6	8	4.5	3	1	2	0	1	33	18.8	
vs Iowa	03/22/19	*	39	7-17	.412	3-9	.333	1-2	.500	0	1	1	4.4	1	4	2	0	1	18	18.8	
Totals			35	1136	207-512	40	80-206	388	163-211	.773	40	115	155	4.4	80	127	96	14	40	657	18.8



#44 ADAM COOK

FORWARD • 6-6 • 180 • FRESHMAN • HS • MARYSVILLE, OHIO (MARYSVILLE HS)

Prior to Cincinnati: Earned varsity letters in basketball and track as a junior and senior at Marysville High School ... helped the Monarchs boys basketball team to a 15-7 mark as a senior during the 2015-16 season ... advanced to Ohio regionals in track as a member 4x800m relay team ... owns the triple jump record at Marysville High School.

Personal: Born May 22, 1997 in Bellefaine, Ohio ... son of Carrie and Ty Cook ... has one sister, Haley, and one brother, Ryan mother played basketball at the University of Findlay ... father ran track at the University of Findlay ... uncle, Eric Hanna, played basketball at Ohio State ... right-handed.

SEASON & CAREER STATISTICS

2019-20 SEASON	CAREER
0	Pts 0
0	FG Atts 0
0	FG Made 0
0	3PT-FG Atts 0
0	3PT-FG Made 0
0	FT Atts 0
0	FT Made 0
0	Rebs 0
0	Assts 0
0	Stls 0
0	Blks 0
0	Mins 0

MISCELLANEOUS STATISTICS

CATEGORY	2019-20	CAREER
Double-Figure Scoring Games	0	0
Double-Figure Rebounding Games	0	0
Double-Double Games	0	0
20-Point Scoring Games	0	0
Games Led Team in Scoring	0	0
Games Led Team in Rebounding	0	0
Games Led Team in Assists	0	0
Games With 3+ Assists	0	0
Games With 3+ Blocks	0	0
Games With 3+ Steals	0	0
Games With 3+ Three-Pointers	0	0

GAME-BY-GAME STATISTICS

2019-20 (JUNIOR SEASON)

CAREER STATISTICS



#45 ROB BANKS

FORWARD • 6-5 • 200 • FRESHMAN • HS • BRACKNELL, ENGLAND (GOULD ACADEMY [MAINE])

2019-20 Season (Freshman): Has played one minute in three games in 2019-20: Drake (11/11), Alabama A&M (11/14) and SMU (1/28/20).

Prior to Cincinnati: Averaged 13.5 points, 6.0 rebounds during the 2018-19 season at Gould Academy, a prep school in Bethel, Maine ... played three seasons of club basketball for the Thames Valley Cavaliers in London, England, averaging 19.5 points, 3.9 rebound and 2.9 assists in the final season (2017-18) ... Played Great Britain U16 and U17 and was selected to play on the U18 squad but was held out due to injury.

Personal: Born Jan. 5, 2000 in Sydney, Australia ... son of Moirah Van Niekerk and Robert Banks ... has two sisters, Aaliyah and Chloe, and two brothers, Ruben and Ryan ... has two uncles that previous played Rugby for the Zimbabwe national team in the 1990s ... right-handed.

SEASON & CAREER STATISTICS

2019-20 SEASON		CAREER
0	Pts	0
0	FG Atts	0
0	FG Made	0
0	3PT-FG Atts	0
0	3PT-FG Made	0
0	FT Atts	0
0	FT Made	0
0	Rebs	0
0	Assts	0
0	Stls	0
0	Blks	0
1, 3x (last vs. SMU, 1/28/20)	Mins	1, 3x (last vs. SMU, 1/28/20)

MISCELLANEOUS STATISTICS

CATEGORY	2019-20	CAREER
Double-Figure Scoring Games	0	0
Double-Figure Rebounding Games	0	0
Double-Double Games	0	0
20-Point Scoring Games	0	0
Games Led Team in Scoring	0	0
Games Led Team in Rebounding	0	0
Games Led Team in Assists	0	0
Games With 3+ Assists	0	0
Games With 3+ Blocks	0	0
Games With 3+ Steals	0	0
Games With 3+ Three-Pointers	0	0

GAME-BY-GAME STATISTICS

2019-20 (JUNIOR SEASON)

Opponent	Date	gs	min	Total		3-Pointers		Free throws		Rebounds				pf	a	t/o	blk	stl	pts	avg
				fg-fga	pct	3fg-fga	pct	ft-fa	pct	off	def	tot	avg							
DRAKE	11/11/19	1		0-0	.000	0-0	.000	0-0	.000	0	0	0	0.0	0	0	0	0	0	0	0.0
ALABAMA A&M	11/14/19	1		0-0	.000	0-0	.000	0-0	.000	0	0	0	0.0	0	0	0	0	0	0	0.0
SMU	01/28/20	1		0-0	.000	0-0	.000	0-0	.000	0	0	0	0.0	1	0	0	0	0	0	0.0
Totals		0	3	0-0	.000	0-0	.000	0-0	.000	0	0	0	0.0	1	0	0	0	0	0	0.0

CAREER STATISTICS

			Total		3-Point		F-Throws		Rebounds										Scoring	
Season	gp-gs	min/avg	fg-fga	pct	fg-fga	pct	ft-fa	pct	off	def	tot	avg	pf	fo	ast	to	blk	stl	pts	avg
2019-20	3-0	3/1.0	0-0	.000	0-0	.000	0-0	.000	0	0	0	0.0	1	0	0	0	0	0	0	0.0
TOTAL	3-0	3/1.0	0-0	.000	0-0	.000	0-0	.000	0	0	0	0.0	1	0	0	0	0	0	0	0.0

2019-20 BOX SCORES

GAME 1 • NOV. 6, 2019 RV/-- CINCINNATI (56) AT 18/16 OHIO STATE (64) VALUE CITY ARENA (COLUMBUS, OHIO)

Cincinnati 56 • 0-1,0-0 AAC

#	Player		Total		3-Ptr	Rebounds			PF	TP	A	TO	Bk	Stl	Min.	
			FG-FGA	FG-FGA	FT-FTA	Off	Def	Tot								
13	SCOTT, Tre	f	0-7	0-2	3-4	6	6	12	3	3	2	2	0	0	32	
33	VOGT, Chris	c	2-5	0-0	0-2	1	3	4	5	4	0	1	1	0	13	
00	McNEAL, Chris	g	4-12	1-6	1-1	1	3	4	3	10	1	2	0	4	34	
02	WILLIAMS, Keith	g	5-10	2-3	1-2	2	0	2	2	13	0	3	0	1	28	
34	CUMBERLAND, Jarron	g	4-13	0-5	5-9	0	3	3	2	13	3	1	0	0	33	
01	DAVENPORT, Jeremiah		0-0	0-0	3-3	1	1	2	4	3	0	0	0	0	5	
20	DIARRA, Mamoudou		0-0	0-0	0-0	0	0	0	1	0	0	0	0	1	3	
21	CUMBERLAND, Jaevin		1-6	1-5	0-0	1	0	1	4	3	1	2	0	0	27	
23	HARVEY, Zach		0-1	0-0	1-2	1	0	1	0	1	0	0	0	0	2	
35	SOROLLA, Jaume		3-3	0-0	0-0	1	3	4	3	6	2	1	0	0	23	
Team						2	2	4								
Totals				19-57	4-21	14-23	16	21	37	27	56	9	14	1	6	200
FG % 1st Half: 10-34			29.4%	2nd half: 9-23			39.1%	Game: 19-57			33.3%	Deadball				
3FG % 1st Half: 3-12			25.0%	2nd half: 1-9			11.1%	Game: 4-21			19.0%	Rebounds				
FT % 1st Half: 3-8			37.5%	2nd half: 11-15			73.3%	Game: 14-23			60.9%	4				

Ohio St. 64 • 1-0,0-0 Big Ten

#	Player		Total		3-Ptr	Rebounds			PF	TP	A	TO	Bk	Stl	Min
			FG-FGA	FG-FGA		Off	Def	Tot							
24	Andre Wesson	f	2-9	1-4	2-2	1	1	2	2	7	0	1	0	0	32
25	Kyle Young	f	6-7	0-0	2-4	7	6	13	2	14	0	0	1	1	30
34	Kaleb Wesson	f	3-7	2-3	0-3	4	7	11	4	8	2	1	1	0	35
01	Luther Muhammad	g	2-5	1-3	1-3	1	2	3	2	6	2	1	0	1	23
13	CJ Walker	g	1-6	0-1	6-6	0	2	2	2	8	2	4	0	0	21
03	D.J. Carton	g	3-5	1-2	2-3	0	5	5	2	9	2	4	0	0	25
04	Duane Washington Jr.	g	2-6	0-1	3-4	0	2	2	2	7	1	0	0	0	16
10	Justin Ahrens	g	0-1	0-1	0-0	0	0	0	0	0	0	1	0	0	7
32	E.J. Liddell	g	1-3	0-1	3-4	0	1	1	2	5	0	2	0	0	11
Team						1	1	2				1			
Totals			20-49	5-16	19-29	14	27	41	18	64	9	15	2	2	200
FG % 1st Half: 9-29		31.0%	2nd half: 11-20		55.0%	Game: 20-49		40.8%	Deadball						
3FG % 1st Half: 1-9		11.1%	2nd half: 4-7		57.1%	Game: 5-16		31.3%	Rebounds						
FT % 1st Half: 0-5		0.0%	2nd half: 19-24		79.2%	Game: 19-29		65.5%	4						

Officials: Keith Kimble,Terry Oglesby,Don Dailly
Technical fouls: Cincinnati-None. Ohio St.-None.
Attendance: 13845

Score by periods	1st	2nd	Total
Cincinnati	26	30	56
Ohio St.	19	45	64

Last FG - CIN 2nd-00:52, OSU 2nd-03:39.

Largest lead - CIN by 8 1st-01:05, OSU by 9 2nd-07:12.

Score tied - 2 times.

Lead changed - 3 times.

GAME 2 • NOV. 11, 2019 DRAKE (59) AT CINCINNATI (81) FIFTH THIRD ARENA (CINCINNATI, OHIO)

Drake 59 • 1-1,0-0 MVC

#	Player	Total		3-Ptr	Rebounds			PF	TP	A	TO	Bk	Stl	Min	
		FG-FGA	FG-FGA	FT-FTA	Off	Def	Tot								
21	Liam Robbins	f	6-12	0-1	0-2	3	4	7	1	12	0	0	2	1	25
00	D.J. Wilkins	g	1-5	1-3	1-2	2	2	4	2	4	2	1	0	0	25
03	Garrett Sturtz	g	2-6	0-0	0-2	1	2	3	2	4	2	0	0	0	24
04	Anthony Murphy	g	4-9	0-3	5-5	1	2	3	3	13	1	1	0	0	24
12	Roman Penn	g	3-6	1-2	0-0	0	4	4	2	7	6	2	0	3	28
01	Samm Jones	g	0-2	0-1	0-0	1	0	1	1	0	0	0	0	1	5
11	Antonio Pilipovic	g	0-4	0-2	0-0	1	2	3	2	0	1	1	1	0	15
14	Noah Thomas	g	3-9	1-3	2-2	0	2	2	2	9	1	2	0	0	20
20	Jonah Jackson	g	1-4	1-4	0-0	0	1	1	0	3	1	0	0	0	18
23	Joseph Yesufu	g	2-5	0-0	3-4	1	1	2	2	7	1	4	0	2	16
Team						0	1	1							
Totals			22-62	4-19	11-17	10	21	31	17	59	15	12	3	7	200
FG % 1st Half: 10-25		40.0%	2nd half: 12-37		32.4%	Game: 22-62		35.5%	Deadball						
3FG % 1st Half: 3-11		27.3%	2nd half: 1-8		12.5%	Game: 4-19		21.1%	Rebounds						
FT % 1st Half: 2-5		40.0%	2nd half: 9-12		75.0%	Game: 11-17		64.7%	Totals						

Cincinnati 81 • 1-1,0-0 AAC

#	Player	Total		3-Ptr	Rebounds			PF	TP	A	TO	Bk	Stl	Min	
		FG-FGA	FG-FGA		FT-FTA	Off	Def								Tot
13	SCOTT, Tre	f	2-4	1-2	0-0	4	7	11	3	5	2	1	1	0	19
33	VOGT, Chris	c	6-8	0-0	0-0	1	2	3	3	12	1	3	2	0	19
00	McNEAL, Chris	g	5-11	1-6	1-3	0	2	2	1	12	4	0	0	3	26
02	WILLIAMS, Keith	g	1-2	1-1	5-6	0	3	3	1	8	3	1	0	0	19
34	CUMBERLAND, Jarron	g	4-6	3-4	0-0	0	1	1	1	11	1	2	0	1	18
01	DAVENPORT, Jeremiah		0-2	0-1	0-0	0	2	2	0	0	0	0	0	0	7
03	ADAMS-WOODS, Mika		1-3	0-0	0-0	0	5	5	2	2	3	0	0	1	14
05	MOORE, Trevor		0-1	0-1	0-0	0	0	0	0	0	1	1	0	0	9
20	DIARRA, Mamoudou		2-3	0-0	0-0	2	3	5	4	4	0	2	1	0	16
21	CUMBERLAND, Jaevin		6-11	5-10	0-0	0	0	0	17	2	1	0	1	1	19
23	HARVEY, Zach		1-4	0-1	0-1	0	0	0	1	2	1	0	0	1	14
31	MARTIN, Sam		0-0	0-0	0-0	0	0	0	0	0	0	0	0	0	1
32	KOZ, John		0-0	0-0	0-0	0	0	0	0	0	0	0	0	0	1
35	SOROLLA, Jaume		3-5	0-0	2-2	3	3	6	2	8	2	1	0	0	17
45	BANKS, Rob		0-0	0-0	0-0	0	0	0	0	0	0	0	0	0	1
Team						0	2	2				1			
Totals			31-60	11-26	8-12	10	30	40	18	81	20	13	4	7	200

Officials: Courtney Green,Sean Casady,Joe Lindsay
Technical fouls: Drake-None. Cincinnati-None.
Attendance: 10133

Score by periods	1st	2nd	Total
Drake	25	34	59
Cincinnati	44	37	81

Last FG - DRA 2nd-01:37, CIN 2nd-03:44.

Largest lead - DRA by 3 1st-18:54, CIN by 27 2nd-11:33.

Score tied - 1 time.

Lead changed - 5 times.

GAME 3 • NOV. 14, 2019 ALABAMA A&M (53) AT CINCINNATI (85) FIFTH THIRD ARENA (CINCINNATI, OHIO)

Alabama A&M 53 • 0-3,0-0 SWAC

#	Player	Total			3-Ptr	Rebounds			PF	TP	A	TO	Blk	Stl	Min
		FG	FGA	FG-FGA		Off	Def	Tot							
00	TJ Parham	f	1-8	1-4	0-0	0	3	3	4	3	1	1	0	2	23
20	EJ Williams	c	2-5	0-0	2-2	1	1	2	4	6	0	1	1	1	20
03	Cameron Tucker	g	3-8	1-3	1-2	0	1	1	3	8	4	5	0	0	26
10	Garrett Hicks	g	4-11	1-5	0-0	1	2	3	1	9	2	0	0	0	32
13	Cameron Alford	g	4-10	1-3	1-2	1	3	4	1	10	2	2	0	0	28
02	Brandon Miller	g	3-7	1-4	1-1	1	3	4	3	8	0	2	0	4	26
04	Daniel Sanders	g	0-1	0-1	0-0	0	0	0	0	0	0	0	0	0	0
05	Jalen Johnson	g	2-7	0-0	0-1	0	2	2	3	4	0	0	0	3	12
12	Brandon Powell	g	0-0	0-0	0-0	0	0	0	0	0	0	0	0	0	0
15	Evyn Wiley	g	1-4	0-0	0-0	0	0	0	1	3	1	0	1	1	1
30	Brandon Houston	g	1-5	0-0	0-0	1	2	3	2	2	0	1	0	0	10
34	Walter Jones Jr.	g	0-1	0-1	0-0	0	0	0	1	0	0	0	0	0	3
Team						1	4	5			1				
Totals			21-67	6-24	3-8	6	21	27	23	53	10	14	1	11	200
FG 1st Half: 8-32		25.0%	2nd half: 13-35	37.1%	Game: 21-67	31.3%									
3FG 1st Half: 3-12		25.0%	2nd half: 1-12	25.0%	Game: 6-24	25.0%									
FT 1st Half: 4-5		80.0%	2nd half: 3-13	33.3%	Game: 5-8	62.5%									
															Deadball Rebounds 1

2019-20 BOX SCORES

GAME 5 • NOV. 24, 2019 • PARADISE JAM • SEMIFINALS --/RV CINCINNATI (84) VS. BOWLING GREEN (91) OT SPORTS AND FITNESS CENTER (ST. THOMAS, VIRGIN ISLANDS)

Cincinnati 84 • 3-2

#	Player	Total	3-FGA	3-Ptr	FT-FTA	Rebounds	PF	TP	A	To	Blk	Stl	Min		
		FG-FGA	FG-FGA	FT-FTA	Off	Def	Total								
34	CUMBERLAND, Jarron	f	4-9	1-4	2-6	1	3	4	2	11	1	4	0	1	27
33	VOGT, Chris	c	3-5	0-0	4-8	0	7	7	4	10	1	1	1	1	33
00	McNEAL, Chris	g	3-11	1-5	10-21	2	5	7	4	17	4	3	1	0	38
02	WILLIAMS, Keith	g	2-8	0-1	0-0	0	2	2	5	4	1	2	1	1	22
13	SCOTT, Tre	g	1-2	0-1	6-8	1	10	11	4	8	1	2	1	1	27
01	DAVENPORT, Jeremiah		1-3	0-0	5-6	3	3	6	4	7	0	2	0	0	16
03	ADAMS-WOODS, Mika		0-1	0-0	0-0	0	0	0	0	0	0	0	0	0	4
05	MOORE, Trevor		1-2	1-1	0-0	0	1	1	2	3	0	1	0	0	4
20	DIARRA, Mamoudou		0-1	0-0	0-0	1	2	3	1	0	1	0	0	1	10
21	CUMBERLAND, Jaevin		6-15	6-14	3-4	0	2	2	2	21	2	2	0	0	34
23	HARVEY, Zach		1-2	0-0	1-2	0	0	0	0	3	0	1	0	0	10
Team						1	0	1							
Totals			22-59	9-26	31-55	9	35	44	28	84	11	18	4	5	225

FG % 1st Half: 12-26 46.2% 2nd half: 8-29 27.6% OT: 2-4 50.0% Game: 22-59 37.3% Deadball Rebounds 12
3FG % 1st Half: 6-12 50.0% 2nd half: 2-11 18.2% OT: 1-3 33.3% Game: 9-26 34.6%
FT % 1st Half: 11-19 57.9% 2nd half: 13-22 59.1% OT: 7-14 50.0% Game: 31-55 56.4%

Bowling Green 91 • 5-1

#	Player		Total	3-Ptr		Rebounds										
			FG-FGA	FG-FGA	FT-FTA	Off	Def	Tot	PF	TP	A	To	Blk	Stl	Min	
25	PLOWDEN, Daewon	f	6-12	1-4	5-5	2	3	5	4	18	0	1	1	1	38	
01	TURNER, Justin	g	3-11	0-5	4-5	0	2	2	1	10	3	1	0	2	20	
02	MATTOSS, Taylor	g	3-5	0-0	0-1	2	3	5	5	6	0	1	1	0	14	
03	FIELDS, Caleb	g	4-10	1-3	1-3	2	1	3	5	10	1	1	0	0	29	
05	FRYE, Dylan	g	8-21	3-9	9-10	0	9	9	3	28	6	3	0	1	36	
00	LASTER, Michael		0-2	0-0	2-4	0	10	10	3	2	4	4	0	2	25	
04	ZEIGLER, Davin		0-0	0-0	0-0	0	3	3	2	0	0	0	0	0	8	
11	DIGGS, Trey		3-6	2-5	2-2	1	1	2	1	10	1	1	0	0	22	
21	KULACKOVSKIS, Matiss		0-0	0-0	0-0	0	0	0	1	0	0	0	1	1	8	
22	SIERRA, Marlon		2-4	1-2	0-0	1	2	3	5	5	0	0	0	0	18	
35	SWINGLE, Dylan		1-1	0-0	0-0	0	1	1	5	2	0	0	0	0	7	
	Team					2	2	4								
Totals			30-72	8-28	23-30	10	37	47	35	91	15	12	3	7	225	

FG % 1st Half: 10-33 30.3% 2nd half: 15-32 46.9% OT: 5-7 71.4% Game: 30-72 41.7% Deadball Rebounds 4,3
3FG % 1st Half: 4-16 25.0% 2nd half: 3-10 30.0% OT: 1-2 50.0% Game: 8-28 28.6%
FT % 1st Half: 5-8 62.5% 2nd half: 10-12 83.3% OT: 8-10 80.0% Game: 23-30 76.7%

Officials: Justin Porterfield, Trey Styons, JW Lucas
Technical fouls: Cincinnati-None. Bowling Green-SIERRA, Marlon.
Attendance: 1525
2019 U.S. Virgin Islands Paradise Jam Men's Basketball Tournament
PRESENTED BY BASKETBALL TRAVELERS

Score by periods	1st	2nd	OT	Total
Cincinnati	41	31	12	84
Bowling Green	29	43	19	91

Last FG - CIN OT-02:09, BG OT-00:29.
Largest lead - CIN by 13 1st-00:45, BG by 7 OT-00:29.

Points	In	Off	2nd	Fast	Bench
CIN	29	6	15	12	34
BG	40	11	12	4	19

Score tied - 5 times.
Lead changed - 3 times.

GAME 6 • NOV. 25, 2019 • PARADISE JAM • THIRD PLACE VALPARAISO (77) VS. RV/RV CINCINNATI (81) OT SPORTS AND FITNESS CENTER (ST. THOMAS, VIRGIN ISLANDS)

Valparaiso 77 • 4-3

#	Player		Total			Rebounds			PF	TP	A	TO	Blk	Stl	Min.
			FG-FGA	3-Ptr	FT-FTA	Off	Def	Total							
05	CLAY, Donovan	f	1-3	0-2	0-0	1	0	1	2	0	2	0	0	18	
22	McMILLAN, Mileek	f	2-3	0-0	3-3	0	2	2	4	7	0	5	0	15	
00	FREEMAN-LIBERTY, J.	g	13-25	3-6	3-3	4	5	9	4	32	4	3	1	4	40
04	SACKEY, Daniel	g	1-12	0-4	4-5	1	3	4	2	6	5	3	0	2	37
25	ROBINSON, Nick	g	5-11	2-6	0-0	1	2	3	2	12	0	0	3	2	39
02	MORGAN, Zion		0-1	0-0	0-0	1	0	1	1	0	1	1	0	0	12
10	GORDON, Eron		3-3	1-1	2-2	0	2	2	1	9	0	2	0	3	21
11	FRESE-VILLEN, Emil		1-3	0-1	0-0	0	2	2	1	2	1	0	0	1	13
33	KISER, John		2-5	1-2	2-2	1	1	2	4	7	0	2	0	0	30
Team							1	2	3						
Totals			28-66	7-22	14-15	10	19	29	20	77	11	18	4	12	225

FG % 1st Half: 12-28 42.9% 2nd half: 13-30 43.3% OT: 3-8 37.5% Game: 28-66 42.4% Deadball Rebounds 1
3FG % 1st Half: 4-9 44.4% 2nd half: 3-10 30.0% OT: 0-3 0.0% Game: 7-22 31.8%
FT % 1st Half: 6-6 100.0 2nd half: 7-8 87.5% OT: 1-1 100.0 Game: 14-15 93.3%

Cincinnati 81 • 4-2

#	Player		Total			Rebounds			PF	TP	A	TO	Blk	Stl	Min	
			FG-FGA	3-Ptr FGA-FGA	FT-FTA	Off	Def	Tot								
13	SCOTT, Tre	f	6-10	0-1	0-0	3	8	11	0	12	0	4	0	3	37	
33	VOGT, Chris	c	9-11	0-0	3-5	1	6	7	3	21	1	4	1	0	33	
00	McNEAL, Chris	g	2-5	1-2	2-2	0	2	2	1	7	1	4	0	0	27	
02	WILLIAMS, Keith	g	6-12	0-2	5-6	1	6	7	4	17	2	2	2	1	36	
21	CUMBERLAND, Jaevin	g	2-7	2-6	0-0	0	1	1	1	6	4	4	0	0	27	
01	DAVENPORT, Jeremiah		1-2	0-0	0-0	0	1	1	2	2	1	0	0	1	10	
03	ADAMS-WOODS, Mika		4-6	1-2	1-1	0	1	1	2	10	0	2	0	1	18	
05	MOORE, Trevor		0-0	0-0	0-0	0	0	0	1	0	0	0	0	0	2	
20	DIARRA, Mamoudou		1-3	0-0	1-2	1	1	2	0	3	1	0	0	0	8	
23	HARVEY, Zach		0-0	0-0	3-4	0	1	1	3	3	4	2	0	0	27	
Team						2	1	3				1				
Totals			31-56	4-13	15-20	8	28	36	17	81	14	23	3	6	225	

FG % 1st Half: 13-23 56.5% 2nd half: 15-27 55.6% OT: 3-6 50.0% Game: 31-56 55.4% Deadball Rebounds 3
3FG % 1st Half: 3-7 42.9% 2nd half: 1-4 25.0% OT: 0-2 0.0% Game: 4-13 30.8%
FT % 1st Half: 1-2 50.0% 2nd half: 9-12 75.0% OT: 5-6 83.3% Game: 15-20 75.0%

Officials: Trey Styons, JW Lucas, Scott Arbogast
Technical fouls: Valparaiso-None. Cincinnati-None.
Attendance:
2019 U.S. Virgin Islands Paradise Jam Men's Basketball Tournament
PRESENTED BY BASKETBALL TRAVELERS

Score by periods	1st	2nd	OT	Total
Valparaiso	34	36	7	77
Cincinnati	30	40	11	81

Points	In	Off	2nd	Fast	Bench
VAL	34	34	13	12	18
CIN	46	22	11	4	18

Last FG - VAL OT-01:36, CIN OT-00:52.
Largest lead - VAL by 8 1st-03:45, CIN by 12 2nd-10:12.

Score tied - 6 times.
Lead changed - 11 times.

GAME 7 • NOV. 30, 2019 UNLV (65) AT RV/RV CINCINNATI (72) OT FIFTH THIRD ARENA (CINCINNATI, OHIO)

UNLV 65 • 3-6,0-0 Mountain

#	Player		Total		3-Ptr		Rebounds			PF	TP	A TO Blk Stl				Min
			FG-FGA	FG-FGA	FT-FTA	Off	Def	Tot	A			TO	Blk	Stl		
22	Vitaly Shibel	f	1-1	1-1	1-2	2	2	4	3	4	0	1	0	0	19	
34	Cheikh Mbacke Diong	f	3-4	0-0	1-2	2	7	9	1	7	1	3	0	0	36	
03	Amauri Hardy	g	4-24	4-17	1-2	1	6	7	4	13	4	4	0	1	41	
13	Bryce Hamilton	g	2-9	0-1	3-4	1	4	5	3	7	1	3	0	0	36	
55	Elijah Mitrou-Long	g	9-19	5-9	6-6	0	4	4	3	29	3	1	1	1	44	
02	Donnie Tillman		0-5	0-4	2-2	2	5	7	4	2	2	3	0	0	22	
15	Cheickna Dembele		0-0	0-0	0-0	0	3	3	2	0	0	0	0	0	7	
20	Nick Blair		1-1	0-0	1-2	1	0	1	1	3	0	0	0	1	19	
31	Marvin Coleman		0-0	0-0	0-0	0	0	0	1	0	0	0	0	0	1	
Team						1	2	3								
Totals			20-63	10-32	15-20	10	33	43	22	65	11	17	1	3	225	

FG % 1st Half: 11-30 36.7% 2nd half: 7-25 28.0% OT: 2-8 25.0% Game: 20-63 31.7% Deadball Rebounds 3
3FG % 1st Half: 6-16 37.5% 2nd half: 4-13 30.8% OT: 0-3 0.0% Game: 10-32 31.3%
FT % 1st Half: 5-7 71.4% 2nd half: 9-11 81.8% OT: 1-2 50.0% Game: 15-20 75.0%

Cincinnati 72 • 5-2,0-0 AAC

#	Player		Total		3-Ptr		Rebounds			PF	TP	A TO Blk Stl				Min
			FG-FGA	FG-FGA	FT-FTA	Off	Def	Tot	A			TO	Blk	Stl		
13	SCOTT, Tre	f	2-5	0-1	0-0	3	6	9	1	4	4	3	0	2	38	
33	VOGT, Chris	c	6-10	0-0	2-2	1	4	5	2	14	0	1	3	0	38	
00	MCNEAL, Chris	g	0-3	0-2	0-2	0	0	0	0	0	3	1	0	0	13	
02	WILLIAMS, Keith	g	6-15	1-2	1-2	3	5	8	1	14	3	0	2	3	34	
34	CUMBERLAND, Jarron	g	3-12	2-6	12-17	0	6	6	1	20	5	3	0	1	37	
01	DAVENPORT, Jeremiah		1-1	0-0	0-0	0	0	0	0	2	0	0	0	1	7	
04	ADAMS-WOODS, Mika		4-6	2-4	0-0	5	5	4	10	1	1	1	0	0	29	
05	MOORE, Trevor		0-0	0-1	0-0	2	2	1	0	0	0	0	0	0	3	
20	DIARRA, Mamoudou		1-1	0-0	1-1	0	1	1	2	3	0	0	0	0	6	
21	CUMBERLAND, Jaevin		1-5	0-3	3-4	0	1	1	5	1	5	1	0	0	12	
23	HARVEY, Zach		0-2	0-0	0-0	0	0	0	1	0	1	1	0	0	8	
	Team					0	4	4				1				
	Totals		24-61	5-19	19-29	7	34	41	14	72	18	12	7	7	225	

2019-20 BOX SCORES

GAME 9 • DEC. 7, 2019 • SKYLINE CHILI CROSSTOWN SHOOTOUT CINCINNATI (73) AT RV/RV XAVIER (66) CINTAS CENTER (CINCINNATI, OHIO)

Cincinnati 66 • 6-3,0-0 AAC

#	Player		Total	3-Ptr	Rebounds										
			FG-FGA	FG-FGA	FT-FTA	Off	Def	Tot	PF	TP	A	To	Blk	Stl	Min
13	SCOTT, Tre	f	1-7	0-1	0-0	2	4	6	4	2	0	2	3	3	35
33	VOGT, Chris	c	5-8	0-0	0-1	4	4	8	4	10	0	0	2	0	29
00	McNEAL, Chris	g	1-2	0-1	0-0	0	1	1	0	2	1	2	0	0	16
02	WILLIAMS, Keith	g	6-14	1-4	2-4	3	6	9	5	15	1	2	0	1	33
34	CUMBERLAND, Jarron	g	4-14	1-8	2-2	2	3	5	4	11	4	4	0	0	31
01	DAVENPORT, Jeremiah	g	0-0	0-0	0-0	0	0	0	0	0	0	0	0	0	4
03	ADAMS-WOODS, Mika	g	4-4	2-2	0-0	0	3	3	1	10	0	2	0	0	21
20	DIARRA, Mamoudou	g	1-1	0-0	0-2	2	4	6	1	2	0	2	0	0	7
21	CUMBERLAND, Jaevin	g	2-10	2-8	8-10	0	3	3	3	14	3	1	0	1	24
	Team					0	0	0					2		
	Totals		24-60	6-24	12-19	13	28	41	22	66	9	17	5	5	200

FG % 1st Half: 11-28 39.3% 2nd half: 13-32 40.6% Game: 24-60 40.0%
 3FG % 1st Half: 3-11 27.3% 2nd half: 3-13 23.1% Game: 6-24 25.0%
 FT % 1st Half: 4-7 57.1% 2nd half: 8-12 66.7% Game: 12-19 63.2%

Deadball
Rebounds
1

Xavier 73 • 9-1,0-0 Big East

#	Player		Total		3-Ptr		Rebounds			PF	TP	A				Min
			FG	FTA	FG	FTA	Off	Def	Tot			TO	Blk	Stl		
04	Tyrique Jones	f	4-10	0-0	2-4		3	6	9	3	10	1	3	1	0	22
13	Naji Marshall	f	12-22	4-11	3-4		0	8	8	3	31	3	3	1	5	39
25	Jason Carter	f	1-4	0-1	3-4		2	1	3	1	5	4	0	0	0	27
01	Paul Scruggs	g	3-7	1-2	0-0		0	3	3	3	7	1	2	1	1	26
03	Quentin Goodin	g	2-7	0-3	2-2		0	4	2	6	3	8	2	0	2	37
11	Bryce Moore	g	2-3	1-1	0-0		0	1	1	3	5	0	1	0	0	22
12	Dontarius James	g	0-0	0-0	0-0		0	0	0	0	0	0	0	0	0	0+
24	KyKy Tandy	g	0-2	0-1	0-0		0	1	1	0	0	0	0	0	0	7
32	Zach Freemantle	g	4-5	0-0	1-1		1	3	4	2	9	0	0	0	0	20
Team							1	2	3							
Totals			28-60	6-19	11-15		7	29	36	17	73	17	11	3	8	200

FG % 1st Half: 13-31 41.9% 2nd half: 15-29 51.7% Game: 28-60 46.7%
 3FG % 1st Half: 5-12 41.7% 2nd half: 1-7 14.3% Game: 6-19 31.6%
 FT % 1st Half: 1-1 100.0 2nd half: 10-14 71.4% Game: 11-15 73.3%

Deadball
Rebounds
1

Officials: Clarence Armstrong, Mike Roberts, Pat Driscoll
 Technical fouls: Cincinnati-WILLIAMS, Keith. Xavier-Tyrique Jones.
 Attendance: 10811

Score by periods	1st	2nd	Total
Cincinnati	29	37	66
Xavier	32	41	73

Points	In Paint	Off T/O	2nd Chance	Fast Break	Bench
CIN	32	8	11	16	26
XU	30	21	8	16	14

Last FG - CIN 2nd-00:09, XU 2nd-00:48.
 Largest lead - CIN by 4 1st-10:21, XU by 16 2nd-11:55.

Score tied - 3 times.
 Lead changed - 9 times.

GAME 10 • DEC. 14, 2019 COLGATE (67) AT CINCINNATI (66) FIFTH THIRD ARENA (CINCINNATI, OHIO)

Colgate 67 • 8-4,0-0 Patriot

#	Player	Total			3-Ptr		Rebounds			PF	TP	A	TO	Blk	Stl	Min
		FG-FGA	FG-FGA	FT-FTA	Off	Def	Tot									
10	Will Rayman	f	2-8	1-5	2-2	4	2	6	4	7	1	0	1	0	32	
25	Rapalos Ivanauskas	f	10-17	1-5	0-0	1	8	9	3	21	0	4	1	0	34	
00	Nelly Cummings	g	5-8	1-2	3-4	0	1	1	1	14	2	2	0	0	31	
01	Jordan Burns	g	2-9	2-5	0-0	1	2	3	3	6	2	3	0	0	33	
15	Tucker Richardson	g	5-11	0-3	1-2	1	1	2	2	11	3	2	0	0	38	
13	Jack Ferguson	g	2-4	2-4	0-0	0	1	1	0	6	0	1	0	0	18	
14	Keegan Records	g	1-1	0-0	0-0	1	1	2	2	2	0	0	0	0	14	
Team						2	3	5								
Totals			27-58	7-24	6-8	10	19	29	15	67	8	12	2	5	200	

FG % 1st Half: 8-28 28.6% 2nd half: 19-30 63.3% Game: 27-58 46.6%
 3FG % 1st Half: 5-14 35.7% 2nd half: 2-10 20.0% Game: 7-24 29.2%
 FT % 1st Half: 4-4 100.0 2nd half: 2-4 50.0% Game: 6-8 75.0%

Deadball
Rebounds
0

Cincinnati 66 • 6-4,0-0 AAC

#	Player		Total			Rebounds			PF	TP	A TO Blk Stl			Min	
			3-Ptr	FG-FGA	FG-FGA	FT-FTA	Off	Def			Tot	PF	TP		A
13	SCOTT, Tre	f	3-4	0-0	0-1	1	5	6	2	6	2	2	0	0	27
33	VOGT, Chris	c	7-8	0-0	2-4	5	2	7	2	16	0	3	0	0	26
00	McNEAL, Chris	g	0-0	0-0	0-0	0	0	0	0	0	2	0	1	0	16
02	WILLIAMS, Keith	g	6-12	0-3	3-3	3	4	7	1	15	1	4	3	4	32
34	CUMBERLAND, Jarron	g	2-8	1-4	3-3	1	5	6	2	8	4	3	1	1	30
01	DAVENPORT, Jeremiah		0-2	0-1	0-0	0	0	0	0	0	0	1	0	0	7
03	ADAMS-WOODS, Mika		2-5	2-4	2-2	0	1	1	2	8	0	1	0	0	24
21	CUMBERLAND, Jaevin		5-9	2-6	1-4	0	2	2	2	13	0	1	0	0	24
23	HARVEY, Zach		0-2	0-1	0-0	0	0	0	0	0	0	1	1	0	3
35	SOROLLA, Jaume		0-2	0-0	0-0	0	3	3	0	0	2	0	0	0	11
	Team					0	1	1							
Totals			25-52	5-19	11-17	10	23	33	11	66	11	16	6	5	200

FG % 1st Half: 11-24 45.8% 2nd half: 14-28 50.0% Game: 25-52 48.1%
 3FG % 1st Half: 4-10 40.0% 2nd half: 1-9 11.1% Game: 5-19 26.3%
 FT % 1st Half: 6-7 85.7% 2nd half: 5-10 50.0% Game: 11-17 64.7%

Deadball
Rebounds
4

Officials: Sean Casady, Owen Shortt, Todd Austin
 Technical fouls: Colgate-None. Cincinnati-None.
 Attendance: 10416

Score by periods	1st	2nd	Total
Colgate	25	42	67
Cincinnati	32	34	66

Points	In Paint	Off T/O	2nd Chance	Fast Break	Bench
COLG	30	24	15	6	8
CIN	36	9	15	4	21

Last FG - COLG 2nd-00:08, CIN 2nd-01:27.
 Largest lead - COLG by 6 1st-05:48, CIN by 7 1st-00:05.

Score tied - 4 times.
 Lead changed - 8 times.

GAME 11 • DEC. 18, 2019 21/21 TENNESSEE (66) AT CINCINNATI (78) FIFTH THIRD ARENA (CINCINNATI, OHIO)

Tennessee 66 • 7-3,0-0 SEC

#	Player	Total			3-Ptr			Rebounds			PF	TP	A TO Blk Stl			Min
		FG-FGA	FG-FGA	FT-FTA	FT-FTA	Off	Def	Tot	A	TO			Blk	Stl		
10	John Fulkerson	f	6-8	0-0	2-2	1	1	2	3	14	1	3	1	4	33	
01	Lamonte Turner	g	3-8	0-1	6-6	0	1	1	2	12	3	4	0	1	28	
05	Joshiah-Jordan James	g	3-8	1-5	1-1	0	4	4	5	8	2	1	0	1	33	
23	Jordan Bowden	g	4-12	1-5	4-4	0	2	2	2	13	6	1	1	0	37	
35	Yves Pons	g	5-9	1-3	0-0	1	3	4	4	11	0	1	1	0	34	
00	Davonte Gaines	g	0-2	0-1	4-4	2	3	5	1	4	1	0	1	3	17	
03	Drew Pember	g	1-2	0-0	0-0	1	0	1	0	2	0	1	0	0	4	
13	Jalen Johnson	g	0-1	0-0	0-0	0	0	0	0	0	0	0	0	0	4	
21	Olivier Nkamhoua	g	1-1	0-0	0-0	1	1	2	1	2	0	1	0	1	10	
Team						1	1	2								
Totals			23-51	3-15	17-17	6	15	21	18	66	13	14	4	10	200	

FG % 1st Half: 13-25 52.0% 2nd half: 10-26 38.5% Game: 23-51 45.1%
 3FG % 1st Half: 1-3 33.3% 2nd half: 2-12 16.7% Game: 3-15 20.0%
 FT % 1st Half: 7-7 100.0 2nd half: 10-10 100.0 Game: 17-17 100.0

Deadball
Rebounds
0

Cincinnati 78 • 7-4,0-0 AAC

#	Player		Total		3-Ptr		Rebounds			PF	TP	A TO Blk Stl			Min
			FG-FGA	FG-FGA	FT-FTA	Off	Def	Tot	A			TO	Blk	Stl	
13	SCOTT, Tre	f	7-11	1-2	0-0	3	4	7	1	15	1	1	0	0	38
33	VOGT, Chris	c	5-8	0-0	1-1	1	3	4	4	11	2	1	1	0	21
02	WILLIAMS, Keith	g	4-9	0-1	3-6	2	3	5	2	11	3	4	1	0	32
03	ADAMS-WOODS, Mika	g	3-6	1-3	4-4	0	3	3	1	11	4	0	0	0	31
34	CUMBERLAND, Jarron	g	4-9	1-5	1-1	0	2	2	5	10	4	6	0	2	22
00	McNEAL, Chris	g	0-1	0-1	0-0	0	1	1	2	0	0	1	0	0	12
21	CUMBERLAND, Jaevin	g	4-7	2-3	1-2	0	2	2	0	11	2	1	0	0	25
35	SOROLLA, Jaume	g	4-4	0-0	1-2	2	2	4	1	9	1	1	0	0	19
Team						3 1 4									
Totals			31-55	5-15	11-16	11	21	32	16	78	17	15	2	2	200

FG % 1st Half: 16-25 64.0% 2nd half: 15-30 50.0% Game: 31-55 56.4%
 3FG % 1st Half: 4-8 50.0% 2nd half: 1-7 14.3% Game: 5-15 33.3%
 FT % 1st Half: 2-2 100.0 2nd half: 9-14 64.3% Game: 11-16 68.8%

Deadball
Rebounds
3,1

Officials: Steven Anderson, Ted Valentine, Doug Simmons
 Technical fouls: Tennessee-Lamonte Turner. Cincinnati-None.
 Attendance: 12012

Score by periods	1st	2nd	Total
Tennessee	34	32	66
Cincinnati	38	40	78

Points	In Paint	Off T/O	2nd Chance	Fast Break	Bench
UT	30	18	8	13	8
CIN	46	15	5	10	20

2019-20 BOX SCORES

GAME 13 • JAN. 1, 2020 UConn (51) AT CINCINNATI (67) FIFTH THIRD ARENA (CINCINNATI, OHIO)

UConn 51 • 9-4,0-1 AAC

#	Player	Total		3-Ptr	Rebounds			PF	TP	A	TO	Blk	Stl	Min
		FG-FGA	FG-FGA		Off	Def	Tot							
12	Tyler Pooley	f	0-4	0-3	0-0	0	1	1	0	0	0	0	1	16
23	Akok Akok	f	3-5	0-1	2-2	3	6	9	1	8	1	3	4	13
25	Josh Carlton	f	1-6	0-0	0-1	5	1	6	3	2	0	0	3	1
01	Christian Vital	g	3-10	1-4	1-2	0	3	3	4	8	3	0	0	28
03	Alterique Gilbert	g	3-9	1-3	0-0	0	2	2	1	7	2	3	0	1
00	Jalen Gaffney	g	1-4	0-3	3-4	0	1	1	2	5	1	2	0	0
02	James Bouknight	g	3-8	0-1	4-4	1	2	3	3	10	1	3	1	0
06	Isaiah Whaley	g	0-2	0-0	0-0	1	5	6	3	0	0	0	4	0
10	Brendan Adams	g	4-8	2-4	1-1	0	1	1	2	11	1	3	1	0
Team					1	1	2				2			
Totals		18-56	4-19	11-14	11	23	34	19	51	9	16	13	7	200

FG % 1st Half: 7-27 25.9% 2nd half: 11-29 37.9% Game: 18-56 32.1%
3FG % 1st Half: 3-9 33.3% 2nd half: 1-10 10.0% Game: 4-19 21.1%
FT % 1st Half: 2-3 66.7% 2nd half: 9-11 81.8% Game: 11-14 78.6%

Deadball
Rebounds
2,3

Cincinnati 67 • 8-5,1-0 AAC

#	Player	Total		3-Ptr	Rebounds			PF	TP	A	TO	Blk	Stl	Min
		FG-FGA	FG-FGA		Off	Def	Tot							
13	SCOTT, Tre	f	5-5	0-0	0-3	3	10	13	2	10	3	2	1	35
33	VOGT, Chris	c	8-10	0-0	3-5	1	4	5	4	19	0	3	2	0
02	WILLIAMS, Keith	g	1-6	0-0	2-2	2	2	4	3	4	2	2	0	0
03	ADAMS-WOODS, Mika	g	1-3	1-2	1-2	0	3	3	2	4	5	2	0	0
34	CUMBERLAND, Jarron	g	5-10	1-2	4-6	1	1	2	0	15	5	1	0	24
00	McNEAL, Chris	g	1-6	0-2	0-0	0	1	1	0	2	0	0	0	1
20	DIARRA, Mamoudou	g	2-4	0-0	1-1	2	0	2	2	5	0	1	0	0
21	CUMBERLAND, Jaevin	g	1-5	0-2	1-2	1	2	3	1	3	1	2	0	0
23	HARVEY, Zach	g	0-2	0-1	0-0	1	1	2	1	0	0	0	0	1
35	SOROLLA, Jaume	g	2-5	0-0	1-3	0	2	2	2	5	0	0	0	0
Team					1	2	3							
Totals		26-56	2-9	13-24	12	28	40	17	67	16	13	3	7	200

FG % 1st Half: 15-30 50.0% 2nd half: 11-26 42.3% Game: 26-56 46.4%
3FG % 1st Half: 1-5 20.0% 2nd half: 1-4 25.0% Game: 2-9 22.2%
FT % 1st Half: 4-9 44.4% 2nd half: 9-15 60.0% Game: 13-24 54.2%

Deadball
Rebounds
3

Officials: Keith Kimble,Ron Groover,Doug Shows
Technical fouls: UConn-None. Cincinnati-None.
Attendance: 10833

Score by periods	1st	2nd	Total
UConn	19	32	51
Cincinnati	35	32	67

Points	In	Off	2nd	Fast	Bench
UConn	26	14	10	15	26
CIN	42	8	9	9	15

Last FG - UConn 2nd-00:49, CIN 2nd-00:27.
Largest lead - UConn None, CIN by 23 2nd-07:51.

Score tied - 0 times.
Lead changed - 0 times.

GAME 14 • JAN. 4, 2020 TULANE (76) AT CINCINNATI (71) FOGELMAN IN DEVLIN (NEW ORLEANS, LA.)

Cincinnati 71 • 8-6,1-1 AAC

#	Player	Total		3-Ptr	Rebounds			PF	TP	A	TO	Blk	Stl	Min
		FG-FGA	FG-FGA		Off	Def	Tot							
13	SCOTT, Tre	f	1-3	1-2	0-0	0	6	6	0	3	8	2	1	29
33	VOGT, Chris	c	9-11	0-0	3-4	1	3	4	4	21	0	1	2	1
02	WILLIAMS, Keith	g	6-13	2-4	4-4	3	3	6	5	18	0	3	1	1
03	ADAMS-WOODS, Mika	g	1-4	0-3	0-0	0	1	1	5	2	0	1	0	0
34	CUMBERLAND, Jarron	g	4-8	1-3	1-1	3	3	6	3	10	6	4	0	1
00	McNEAL, Chris	g	0-2	0-1	0-0	0	5	5	2	0	2	2	0	0
01	DAVENPORT, Jeremiah	g	1-2	1-2	0-0	0	0	0	1	3	0	0	0	0
20	DIARRA, Mamoudou	g	1-1	0-0	4-4	4	0	4	1	6	1	1	0	0
21	CUMBERLAND, Jaevin	g	3-14	2-12	0-0	1	1	2	1	8	1	2	0	2
35	SOROLLA, Jaume	g	0-0	0-0	0-0	0	0	0	0	0	0	0	0	0
Team					0	1	1				1			
Totals		26-58	7-27	12-13	12	23	35	22	71	18	17	4	6	200

FG % 1st Half: 14-33 42.4% 2nd half: 12-25 48.0% Game: 26-58 44.8%
3FG % 1st Half: 4-15 26.7% 2nd half: 3-12 25.0% Game: 7-27 25.9%
FT % 1st Half: 7-7 100.0 2nd half: 5-6 83.3% Game: 12-13 92.3%

Deadball
Rebounds
1

Tulane 76 • 9-5,1-1 AAC

#	Player	Total		3-Ptr	Rebounds			PF	TP	A	TO	Blk	Stl	Min
		FG-FGA	FG-FGA		Off	Def	Tot							
01	K.J. Lawson	f	0-7	0-0	5-6	2	6	8	0	5	3	0	0	0
12	Kevin Zhang	f	5-7	5-5	0-0	0	1	1	4	15	0	2	1	2
02	Jordan Walker	g	1-2	1-1	0-0	1	3	4	2	3	0	3	0	1
05	Teshaun Hightower	g	8-20	1-6	5-6	4	1	5	1	22	2	1	0	1
25	Christian Thompson	g	4-9	1-3	11-12	3	6	9	2	20	2	2	1	2
04	Nobal Days	g	2-2	0-0	0-0	0	0	0	4	4	0	1	1	0
14	Nic Thomas	g	2-6	0-0	3-3	0	1	1	1	7	1	0	0	0
Team					0	1	1				1			
Totals		22-53	8-15	24-27	10	19	29	14	76	8	10	3	6	200

FG % 1st Half: 10-26 38.5% 2nd half: 12-27 44.4% Game: 22-53 41.5%
3FG % 1st Half: 6-10 60.0% 2nd half: 2-5 40.0% Game: 8-15 53.3%
FT % 1st Half: 6-6 100.0 2nd half: 18-21 85.7% Game: 24-27 88.9%

Deadball
Rebounds
1,1

Officials: R.B. Clyburn,Jose Carrion,Mike Nance
Technical fouls: Cincinnati-None. Tulane-None.
Attendance: 2513

Score by periods	1st	2nd	Total
Cincinnati	39	32	71
Tulane	32	44	76

Points	In	Off	2nd	Fast	Bench
CIN	36	6	12	12	17
TULANE	26	20	12	5	11

Last FG - CIN 2nd-00:11, TULANE 2nd-02:08.
Largest lead - CIN by 11 1st-04:39, TULANE by 6 2nd-00:17.

Score tied - 14 times.
Lead changed - 10 times.

GAME 15 • JAN. 8, 2020 TULSA (44) AT CINCINNATI (75) FIFTH THIRD ARENA (CINCINNATI, OHIO)

Tulsa 44 • 9-6,1-1 AAC

#	Player	Total		3-Ptr	Rebounds			PF	TP	A	TO	Blk	Stl	Min
		FG-FGA	FG-FGA		Off	Def	Tot							
41	Jeriah Horne	f	4-14	0-5	0-1	0	6	6	1	8	0	2	0	29
12	Emmanuel Ugboho	c	2-3	0-0	1-1	2	1	3	2	5	0	2	0	0
00	Brandon Rachal	g	3-12	0-5	2-2	1	3	4	1	8	1	3	1	3
03	Elijah Joiner	g	3-7	0-2	1-2	1	2	3	2	7	2	2	0	0
05	Lawson Korita	g	0-4	0-2	0-0	0	0	0	3	0	1	0	0	0
01	Martins Igbanu	g	4-5	0-0	1-2	2	1	3	1	9	0	1	0	0
04	Isaiah Hill	g	0-3	0-1	0-0	0	2	2	1	0	1	3	0	0
11	Darion Jackson	g	2-6	0-0	0-2	1	2	3	1	4	1	0	1	1
15	Josh Earley	g	0-0	0-0	1-2	0	0	0	0	1	1	0	0	0
22	Reggie Jones	g	1-5	0-2	0-0	1	2	3	1	2	2	1	0	2
Team					2	0	2				1			
Totals		19-59	0-17	6-12	10	19	29	13	44	9	15	2	8	200

FG % 1st Half: 10-29 34.5% 2nd half: 9-30 30.0% Game: 19-59 32.2%
3FG % 1st Half: 0-6 0.0% 2nd half: 0-11 0.0% Game: 0-17 0.0%
FT % 1st Half: 2-3 66.7% 2nd half: 4-9 44.4% Game: 6-12 50.0%

Deadball
Rebounds
2,2

Cincinnati 75 • 9-6,2-1 AAC

#	Player		Total		3-Ptr	Rebounds			PF	TP	A	TO	Blk	Stl	Min
			FG-FGA	FG-FGA		FT-FTA	Off	Def							
13	SCOTT, Tre	f	5-8	0-1	0-4	2	7	9	3	10	2	3	1	4	28
33	VOGT, Chris	c	6-6	0-0	0-0	6	5	11	2	12	1	4	2	0	29
02	WILLIAMS, Keith	g	3-11	2-5	1-2	1	4	5	0	9	2	0	0	2	30
03	ADAMS-WOODS, Mika	g	0-1	0-1	0-0	0	1	1	4	0	0	1	0	0	13
34	CUMBERLAND, Jarron	g	7-13	4-6	4-4	1	6	7	3	22	8	5	0	1	27
00	McNEAL, Chris	g	1-5	0-2	0-0	1	0	1	2	2	1	0	0	0	18
01	DAVENPORT, Jeremiah	g	0-2	0-2	0-0	0	0	0	0	0	0	1	0	0	0
20	DIARRA, Mamoudou	g	1-2	0-0	0-0	0	5	5	1	2	1	0	1	1	10
21	CUMBERLAND, Jaevin	g	6-11	4-9	0-0	0	3	3	1	16	2	1	1	0	23
23	HARVEY, Zach	g	0-0	0-0	0-1	0	1	1	1	0	0	0	0	0	3
35	SOROLLA, Jaume	g	1-3	0-0	0-0	0	1	1	0	2	0	1	1	0	11

2019-20 BOX SCORES

GAME 17 • JAN. 16, 2020 CINCINNATI (49) AT 22/22 MEMPHIS (60) FEDEXFORUM (MEMPHIS, TENN.)

Cincinnati 49 • 10-7,3-2 AAC

#	Player		Total		3-Ptr		Rebounds			PF	TP	A	TO	Blk	Stl	Min
			FG	FGA	FG	FGA	FT	FTA	Off							
13	SCOTT, Tre	f	2-13	0-2	0-2		3	4	7	0	4	1	3	1	3	35
33	VOGT, Chris	c	4-9	0-0	1-2		5	2	7	1	9	1	2	1	0	34
02	WILLIAMS, Keith	g	4-14	2-3	2-2		3	5	8	4	12	2	0	1	1	32
03	ADAMS-WOODS, Mika	g	1-4	0-3	0-0		0	1	1	3	2	2	2	0	2	20
34	CUMBERLAND, Jarron	g	6-14	3-6	4-6		1	3	4	2	19	2	6	1	0	37
00	McNEAL, Chris	g	0-0	0-0	0-0		1	4	5	2	0	2	1	0	0	13
20	DIARRA, Mamoudou	g	0-1	0-0	0-0		0	1	1	0	0	0	0	0	0	5
21	CUMBERLAND, Jaevin	g	1-5	1-3	0-0		0	0	0	0	3	0	1	0	0	18
35	SOROLLA, Jaume	g	0-0	0-0	0-0		0	0	0	1	0	0	1	0	1	6
Team							3	2	5							
Totals				18-60	6-17	7-12	16	22	38	13	49	10	16	4	7	200

FG % 1st Half: 8-31 25.8% 2nd half: 10-29 34.5% Game: 18-60 30.0%
3FG % 1st Half: 2-9 22.2% 2nd half: 4-8 50.0% Game: 6-17 35.3%
FT % 1st Half: 2-4 50.0% 2nd half: 5-8 62.5% Game: 7-12 58.3%

Memphis 60 • 14-3,3-1 AAC

#	Player		Total		3-Ptr		Rebounds					PF	TP	A	TO	Blk	Stl	Min
			FG	FGA	FG	FGA	FT	FTA	Off	Def	Tot							
00	D.J. Jeffries	f	6	13	4	10	2	2	4	2	18	1	0	1	0	34		
55	Precious Achiuwa	f	5	11	0	1	2	3	8	11	2	12	2	3	2	1	32	
23	Malcolm Dandridge	c	1	2	0	0	1	0	7	7	1	3	4	2	3	4	27	
02	Alex Lomax	g	2	3	0	0	0	0	0	0	2	4	5	5	0	1	24	
11	Lester Quinones	g	3	3	3	3	4	4	4	4	3	13	0	1	0	1	21	
01	Tyler Harris	g	1	5	0	4	0	0	2	2	1	2	0	2	0	0	16	
05	Boogie Ellis	g	0	3	0	2	0	0	2	2	1	0	0	0	0	0	9	
10	Damion Baugh	g	0	3	0	1	0	0	1	3	4	0	0	2	2	0	15	
14	Isaiah Maurice	g	2	6	1	3	0	0	2	2	1	5	0	2	2	0	11	
15	Lance Thomas	g	0	0	0	0	0	0	1	1	0	0	0	0	0	1	6	
25	Jaeyden Hardaway	g	1	2	1	1	0	0	0	0	0	3	0	0	0	0	5	
Team																		
Totals				21	51	9	25	9	12	7	29	14	17	8	8		200	

FG % 1st Half: 11-26 42.3% 2nd half: 10-25 40.0% Game: 21-51 41.2%
3FG % 1st Half: 6-15 40.0% 2nd half: 3-10 30.0% Game: 9-25 36.0%
FT % 1st Half: 3-4 75.0% 2nd half: 6-8 75.0% Game: 9-12 75.0%

Officials: Chuck Jones,Ron Groover,Terry Oglesby
Technical fouls: Cincinnati-TEAM. Memphis-None.
Attendance: 16079

Score by periods	1st	2nd	Total
Cincinnati	20	29	49
Memphis	31	29	60

Last FG - CIN 2nd-00:10, MEM 2nd-00:58.
Largest lead - CIN by 1 2nd-12:37, MEM by 15 2nd-18:52.

Score tied - 1 time.
Lead changed - 2 times.

GAME 18 • JAN. 19, 2020 ECU (57) AT CINCINNATI (82) FIFTH THIRD ARENA (CINCINNATI, OHIO)

East Carolina 57 • 8-10,2-3 AAC

#	Player		Total		3-Ptr		Rebounds			PF	TP	A	TO	Blk	Stl	Min
			FG	FGA	FG	FGA	FT	FTA	Off							
01	Jayden Gardner	f	5-13	0-1	3-3		1	7	8	0	13	3	5	0	1	31
32	Charles Coleman	c	1-7	0-0	0-0		4	5	9	4	2	0	4	2	2	32
04	Brandon Suggs	g	5-10	1-4	5-6		1	3	4	5	16	0	1	1	3	25
11	JJ Miles	g	2-7	2-6	0-0		0	1	1	4	6	1	3	1	0	22
12	Tremont Robinson-Whi	g	1-5	1-3	1-2		0	1	1	1	4	3	0	0	1	26
02	Tristen Newton	g	2-5	2-3	0-3		1	1	2	0	6	4	3	0	1	14
05	Logan Curtis	g	0-1	0-1	0-0		0	0	0	1	0	0	0	0	0	2
10	Tyrie Jackson	g	1-4	0-2	2-2		2	0	2	0	4	1	0	0	0	15
20	Bitumba Baruti	g	2-6	0-2	0-0		0	2	2	3	4	1	1	0	0	21
33	Miles James	g	1-2	0-1	0-0		0	0	0	1	2	0	0	0	0	11
44	Edra Luster	g	0-1	0-0	0-0		0	0	0	0	0	0	0	0	1	1
Team							3	2	5							
Totals				20-61	6-23		12	22	34	19	57	13	19	4	9	200

FG % 1st Half: 9-32 28.1% 2nd half: 11-29 37.9% Game: 20-61 32.8%
3FG % 1st Half: 3-14 21.4% 2nd half: 3-9 33.3% Game: 6-23 26.1%
FT % 1st Half: 7-7 100.0% 2nd half: 4-9 44.4% Game: 11-16 68.8%

Cincinnati 82 • 11-7,4-2 AAC

Cincinnati 82 • 11-7,4-2 AAC																
##	Player		Total		3-Ptr		Rebounds			PF	TP	A	TO	Blk	Stl	Min
			FG-FGA	FG-FGA	FT-FTA	Off	Def	Tot								
13	SCOTT, Tre	f	8-14	0-2	0-0	2	9	11	2	16	1	4	1	2	27	
33	VOGT, Chris	c	3-7	0-0	1-4	3	1	4	4	7	2	2	0	2	23	
02	WILLIAMS, Keith	g	3-8	0-2	2-3	3	8	11	2	8	0	2	2	3	24	
03	ADAMS-WOODS, Mika	g	1-2	1-2	0-0	1	2	3	2	3	4	0	1	1	18	
34	CUMBERLAND, Jarron	g	4-12	2-7	3-4	0	2	2	1	13	7	2	2	2	30	
00	McNEAL, Chris	g	0-0	0-0	0-0	0	0	0	0	1	0	3	1	0	15	
01	DAVENPORT, Jeremiah	g	0-1	0-1	2-2	0	0	0	0	2	0	1	0	1	5	
20	DIARRA, Mamoudou	g	3-3	0-0	1-1	2	2	4	0	7	0	0	2	0	13	
21	CUMBERLAND, Jaevin	g	3-10	3-8	0-0	0	3	3	2	9	1	0	0	0	15	
23	HARVEY, Zach	g	1-3	1-2	3-4	0	1	1	2	6	4	0	0	1	13	
35	SOROLLA, Jaume	g	4-6	0-0	3-4	2	2	4	0	11	0	0	0	0	17	
Team							3	0	3							
Totals				30-66	7-24	15-22	16	30	46	16	82	22	12	8	12	200

FG % 1st Half: 16-34 47.1% 2nd half: 14-32 43.8% Game: 30-66 45.5%
3FG % 1st Half: 5-12 41.7% 2nd half: 2-12 16.7% Game: 7-24 29.2%
FT % 1st Half: 8-11 72.7% 2nd half: 7-11 63.6% Game: 15-22 68.2%

Officials: Brian O'Connell,Doug Simmons,Doug Shows
Technical fouls: East Carolina-None. Cincinnati-None.
Attendance: 11103

Score by periods	1st	2nd	Total
East Carolina	28	29	57
Cincinnati	45	37	82

Last FG - ECU 2nd-00:50, CIN 2nd-01:05.
Largest lead - ECU by 2 1st-19:32, CIN by 27 2nd-01:44.

Score tied - 1 time.
Lead changed - 1 time.

GAME 19 • JAN. 22, 2020 CINCINNATI (89) AT TEMPLE (82) LIACOURAS CENTER (PHILADELPHIA, PA.)

Cincinnati 89 • 12-7,5-2 AAC

#	Player		Total			3-Ptr			Rebounds			PF	TP	A	TO	Blk	Stl	Min
			FG	FGA	FG-FGA	FT	FTA	Off	Def	Tot								
13	SCOTT, Tre	f	7-12	1-2	1-3	3	8	11	2	16	5	3	1	1	34			
33	VOGT, Chris	c	5-5	0-0	8-9	1	4	5	4	18	1	2	1	0	33			
02	WILLIAMS, Keith	g	4-8	1-3	1-1	1	2	3	3	10	2	3	2	2	36			
03	ADAMS-WOODS, Mika	g	1-4	1-4	0-0	0	2	2	1	3	1	1	0	0	22			
34	CUMBERLAND, Jarron	g	4-11	1-5	13-14	0	2	2	1	22	6	2	1	3	34			
00	McNEAL, Chris	g	0-0	0-0	0-0	0	1	1	1	0	0	0	1	1	9			
20	DIARRA, Mamoudou	g	1-1	1-1	2-2	0	2	2	2	5	0	0	0	1	10			
21	CUMBERLAND, Jaevin	g	4-9	4-8	3-5	1	0	1	0	15	2	0	0	0	18			
23	HARVEY, Zach	g	0-0	0-0	0-0	0	0	0	2	0	1	0	0	0	1			
35	SOROLLA, Jaume	g	0-0	0-0	0-0	0	0	0	1	0	0	1	0	0	3			
Team						1	1	2										
Totals				26-50	9-23	28-34	7	22	29	17	89	19	12	5	8	200		

FG % 1st Half: 10-18 55.6% 2nd half: 16-32 50.0% Game: 26-50 52.0%
3FG % 1st Half: 5-11 45.5% 2nd half: 4-12 33.3% Game: 9-23 39.1%
FT % 1st Half: 16-21 76.2% 2nd half: 12-13 92.3% Game: 28-34 82.4%

Temple 82 • 10-8,2-5 AAC

Temple 82 • 10-8,2-5 AAC																		
#	Player		Total		3-Ptr		Rebounds					PF	TP	A	TO	Blk	Stl	Min
			FG	FGA	FG	FGA	FT	FTA	Off	Def	Tot							
01	Quinton Rose	f	8-13	4-5	6-8	1	2	3	1	26	3	2	3	3	34			
04	J.P. Moorman II	f	2-8	1-1	1-2	2	5	7	3	6	2	1	0	1	34			
10	Jake Forrester	f	4-8	0-0	0-0	3	0	3	3	8	1	1	0	0	17			
00	Alani Moore II	g	5-8	4-6	0-1	1	1	2	2	14	2	1	0	1	35			
15	Nate Pierre-Louis	g	9-15	0-1	4-5	0	3	3	3	22	2	3	0	1	37			
02	Monty Scott		0-1	0-1	0-0	0	0	0	2	0	0	1	0	1	8			
03	Josh Pierre-Louis		1-1	0-0	0-0	0	0	0	1	2	0	0	0	0	7			
14	Arashma Parks		0-0	0-0	0-2	1	1	2	3	0	0	0	0	0	4			
21	Justyn Hamilton		1-3	0-0	0-0	0	1	1	5	2	1	0	0	0	13			
44	Damion Moore		1-1	0-0	0-0	0	1	1	1	2	0	0	0	0	11			

2019-20 BOX SCORES

GAME 21 • FEB. 1, 2020 21/20 HOUSTON (62) AT CINCINNATI (64) FIFTH THIRD ARENA (CINCINNATI, OHIO)

Houston 62 • 17-5,7-2 AAC

#	Player		Total		3-Ptr		Rebounds			PF	TP	A	TO	Blk	Stl	Min
			FG-FGA	FG-FGA	FT-FTA	Off	Def	Tot								
35	Fabian White Jr	f	1-3	0-0	0-0	0	2	2	5	2	3	1	0	0	24	
01	Chris Harris Jr.	c	2-3	0-0	2-2	0	1	1	2	6	0	1	0	0	19	
00	Marcus Sasser	g	6-10	4-5	1-1	0	1	1	3	17	0	0	0	1	20	
06	DeJon Jarreau	g	2-7	0-0	1-1	0	4	4	3	5	6	3	0	0	26	
11	Nate Hinton	g	5-13	2-6	4-4	3	5	8	0	16	1	1	0	2	35	
02	Caleb Mills	g	3-19	1-5	0-0	0	1	1	2	7	0	0	0	0	24	
23	Cedrick Alley Jr.	g	0-3	0-1	0-0	2	0	2	4	0	0	0	0	0	8	
24	Quentin Grimes	g	2-4	0-1	0-0	0	5	5	0	4	3	4	0	0	23	
55	Brisen Gresham	g	2-2	0-0	1-2	4	1	5	4	5	1	0	2	0	21	
Team						5	0	5								
Totals			23-64	7-18	9-10	14	20	34	23	62	14	9	3	3	200	

FG % 1st Half: 16-36 44.4% 2nd half: 7-28 25.0% Game: 23-64 35.9%
3FG % 1st Half: 6-13 46.2% 2nd half: 1-5 20.0% Game: 7-18 38.9%
FT % 1st Half: 2-2 100.0 2nd half: 7-8 87.5% Game: 9-10 90.0%

Deadball
Rebounds
2

Cincinnati 64 • 14-7,2-2 AAC

#	Player		Total		3-Ptr		Rebounds			PF	TP	A	TO	Blk	Stl	Min
			FG-FGA	FG%	FT-FTA	Off	Def	Tot								
13	SCOTT, Tre	f	5-9	1-3	5-6	1	10	11	0	16	4	2	2	1	38	
33	VOGT, Chris	c	4-4	0-0	2-2	1	1	2	5	10	0	3	5	0	26	
02	WILLIAMS, Keith	g	3-8	0-2	6-8	1	3	4	3	12	1	0	1	1	27	
03	ADAMS-WOODS, Mika	g	1-4	0-2	0-0	0	1	1	2	2	1	0	0	0	23	
34	CUMBERLAND, Jarron	g	5-12	2-5	5-12	0	3	3	2	17	7	4	2	1	36	
00	McNEAL, Chris	g	0-1	0-0	0-0	0	0	0	0	0	0	0	0	0	6	
20	DIARRA, Mamoudou	g	0-1	0-0	0-1	2	1	3	2	0	0	0	0	0	10	
21	CUMBERLAND, Jaevin	g	1-3	1-3	0-0	0	0	0	0	3	0	0	0	0	10	
23	HARVEY, Zach	g	1-1	1-1	1-2	0	0	0	2	4	0	2	0	1	18	
35	SOROLLA, Jaume	g	0-1	0-0	0-0	0	1	1	0	0	0	0	0	0	6	
Team						2	4	6								
Totals			20-44	5-16	19-31	7	24	31	16	64	13	11	10	4	200	

FG % 1st Half: 10-23 43.5% 2nd half: 10-21 47.6% Game: 20-44 45.5%
3FG % 1st Half: 3-10 30.0% 2nd half: 2-6 33.3% Game: 5-16 31.3%
FT % 1st Half: 7-10 70.0% 2nd half: 12-21 57.1% Game: 19-31 61.3%

Deadball
Rebounds
9,2

Officials: Zelton Steed,Darron George,Steven Anderson
Technical fouls: Houston-DeJon Jarreau. Cincinnati-None.
Attendance: 12189

Score by periods	1st	2nd	Total
Houston	40	22	62
Cincinnati	30	34	64

	In Paint	Off T/O	2nd Chance	Fast Break	Bench
Points	14	13	14	12	16
UH	14	13	14	12	16
CIN	30	12	6	12	7

Last FG - UH 2nd-00:43, CIN 2nd-02:04.
Largest lead - UH by 15 2nd-13:01, CIN by 5 2nd-01:00.

Score tied - 2 times.
Lead changed - 2 times.

GAME 22 • FEB. 6, 2020 CINCINNATI (80) AT RV/RV WICHITA STATE (79) CHARLES KOCH ARENA (WICHITA, KAN.)

Cincinnati 80 • 15-7,8-2 AAC

#	Player		Total		3-Ptr		Rebounds					PF	TP	A	TO	Blk	Stl	Min
			FG	FGA	FG	FGA	FT	FTA	Off	Def	Total							
13	SCOTT, Tre	f	2-4	1-1	4-6	3	8	11	1	9	2	1	0	1	35			
33	VOGT, Chris	c	5-7	0-0	2-3	3	2	5	3	12	0	3	3	3	26			
02	WILLIAMS, Keith	g	7-11	0-2	3-3	0	2	2	2	17	1	2	1	0	30			
03	ADAMS-WOODS, Mika	g	2-4	0-0	0-0	0	0	0	0	2	4	2	0	0	18			
34	CUMBERLAND, Jarron	g	9-17	1-8	5-6	0	3	3	1	24	5	2	0	0	36			
00	McNEAL, Chris	g	0-1	0-1	0-0	0	1	1	1	0	1	0	0	0	11			
20	DIARRA, Mamoudou	g	2-3	1-1	0-0	0	3	3	1	5	0	0	0	0	20			
21	CUMBERLAND, Jaevin	g	3-8	3-7	0-0	0	2	2	0	9	0	1	0	1	19			
23	HARVEY, Zach	g	0-0	0-0	0-0	0	0	0	0	1	0	0	0	0	5			
Team						0	1	1										
Totals			30-55	6-20	14-18	6	22	28	12	80	11	9	4	5	200			

FG % 1st Half: 15-22 68.2% 2nd half: 15-33 45.5% Game: 30-55 54.5%
3FG % 1st Half: 4-8 50.0% 2nd half: 2-12 16.7% Game: 6-20 30.0%
FT % 1st Half: 7-9 77.8% 2nd half: 7-9 77.8% Game: 14-18 77.8%

Deadball
Rebounds
3

Wichita St. 79 • 17-5,4 AAC

#	Player		Total		3-Ptr		Rebounds			PF	TP	A	TO	Blk	Stl	Min
			FG	FGA	FG	FGA	FT	FTA	Off							
05	Trey Wade	f	4-7	0-2	0-0		0	3	3	1	8	2	0	0	1	27
21	Jaime Echenique	c	9-19	0-2	1-2		5	6	11	4	19	2	0	3	1	32
00	Dexter Dennis	g	6-12	4-6	0-0		2	2	4	2	16	0	1	0	0	35
01	Tyson Etienne	g	3-5	2-4	1-1		0	1	1	2	9	2	0	0	1	31
02	Jamarius Burton	g	6-12	0-1	1-1		3	2	5	3	13	4	4	0	0	27
10	Erik Stevenson	g	2-6	1-4	0-0		0	1	1	0	5	1	3	0	2	16
24	Morris Udeze		0-0	0-0	2-2		1	0	1	2	2	0	0	0	1	4
33	Asbjorn Midtgaard		0-0	0-0	0-0		0	1	1	2	0	0	1	0	0	4
52	Grant Sherfield		3-7	1-3	0-2		0	2	2	1	7	2	1	0	0	24
Team							1	1	2							
Totals				33-68	8-22	5-8	12	19	31	17	79	13	10	3	6	200

FG % 1st Half: 15-35 42.9% 2nd half: 18-33 54.5% Game: 33-68 48.5%
3FG % 1st Half: 3-12 25.0% 2nd half: 5-10 50.0% Game: 8-22 36.4%
FT % 1st Half: 2-3 66.7% 2nd half: 3-5 60.0% Game: 5-8 62.5%

Deadball
Rebounds
4,1

Officials: Terry Wymer,Michael Roberts,Don Dail
Technical fouls: Cincinnati-None. Wichita St.-None.
Attendance: 10211

Score by periods	1st	2nd	Total
Cincinnati	41	39	80
Wichita St.	35	44	79

	In Paint	Off T/O	2nd Chance	Fast Break	Bench
Points	42	12	6	6	14
CIN	42	12	6	6	14
WSU	42	17	16	5	14

Last FG - CIN 2nd-00:03, WSU 2nd-00:16.
Largest lead - CIN by 9 2nd-17:56, WSU by 7 1st-14:16.

Score tied - 7 times.
Lead changed - 11 times.

GAME 23 • FEB. 9, 2020 CINCINNATI (71) AT UCONN (72) OT GAMPEL PAVILION (STORRS, CONN.)

Cincinnati 71 • 15-8,8-3 AAC

#	Player		Total		3-Ptr		Rebounds			PF	TP	A	TO	Blk	Stl	Min
			FG-FGA	FG-FGA	FT-FTA	Off	Def	Tot								
13	SCOTT, Tre	f	10-17	2-6	3-4	4	9	13	1	25	2	1	2	4	43	
33	VOGT, Chris	c	5-8	0-0	0-2	2	2	4	4	10	1	0	3	1	41	
02	WILLIAMS, Keith	g	6-15	2-4	0-0	1	2	3	4	14	3	1	3	0	35	
03	ADAMS-WOODS, Mika	g	1-1	1-1	0-0	0	3	3	4	3	0	2	0	0	20	
34	CUMBERLAND, Jarron	g	1-11	1-5	5-6	0	5	5	3	8	10	6	3	0	42	
00	McNEAL, Chris	g	0-1	0-1	0-0	0	3	3	1	0	1	0	0	0	6	
20	DIARRA, Mamoudou	g	1-4	0-0	0-0	2	0	2	3	2	0	1	0	0	6	
21	CUMBERLAND, Jaevin	g	3-9	3-8	0-0	1	1	2	1	9	0	1	0	1	27	
23	HARVEY, Zach	g	0-0	0-0	0-0	0	1	1	1	0	1	0	0	0	5	
Team						4	0	4					2			
Totals			27-66	9-25	8-12	14	26	40	22	71	18	14	11	6	225	

FG % 1st Half: 13-33 39.4% 2nd half: 13-26 50.0% OT: 1-7 14.3% Game: 27-66 40.9%
3FG % 1st Half: 4-12 33.3% 2nd half: 5-11 45.5% OT: 0-2 0.0% Game: 9-25 36.0%
FT % 1st Half: 0-0 0.0% 2nd half: 6-10 60.0% OT: 2-2 100.0% Game: 8-12 66.7%

Deadball
Rebounds
3,1

UConn 72 • 13-10,4-6 AAC

#	Player	Total		3-Ptr		Rebounds			PF	TP	A	TO	Blk	Stl	Min
		FG-FGA	FG-FGA	FT-FTA	Off	Def	Tot								
23	Akok Akok	f	2-4	0-1	0-0	2	4	6	0	4	0	2	2	1	39
25	Josh Carlton	f	2-7	0-0	1-4	5	5	10	4	5	0	5	2	0	34
00	Jalen Gaffney	g	0-3	0-1	2-2	0	1	1	0	2	3	1	0	0	19
01	Christian Vital	g	6-17	4-9	3-4	2	3	5	4	19	4	2	1	3	39
02	James Bouknight	g	8-21	3-6	4-5	1	3	4	2	23	1	1	0	2	37
03	Alterique Gilbert	g	0-3	0-1	2-2	0	3	3	1	2	1	1	0	1	19
04	Isiah Whaley	g	0-0	0-0	1-2	1	2	3	1	2	1	0	0	0	15
10	Brendan Adams	g	6-11	4-8	0-2	1	4	5	1	16	0	1	1	0	24
15	Sidney Wilson	g	0-0	0-0	0-0	0	0	0	0	0	0	0	0	0	2
	Total					6	2	8							
	Totals		24-66	11-26	13-21	18	26	44	15	72	12	14	11	6	225

2019-20 BOX SCORES

GAME 25 • FEB. 16, 2020 RV/RV CINCINNATI (70) AT ECU (67) OT WILLIAMS ARENA AT MINGES COLSIEUM (GREENVILLE, N.C.)

Cincinnati 70 • 17-8,10-3 AAC

#	Player	Total		3-Ptr	FT-FTA	Rebounds			PF	TP	A	TO	Blk	Stl	Min
		FG-FGA	FG-FGA			Off	Def	Tot							
13	SCOTT, Tre	f	7-10	0-1	0-0	0	12	12	2	14	1	2	3	1	40
33	VOGT, Chris	c	6-10	0-0	1-5	2	5	7	4	13	2	1	1	0	36
02	WILLIAMS, Keith	g	7-14	2-5	1-2	1	3	4	2	17	5	3	0	1	34
03	ADAMS-WOODS, Mika	g	4-9	1-3	1-2	3	3	6	3	10	4	3	1	2	40
34	CUMBERLAND, Jarron	g	4-8	3-6	2-3	1	2	3	5	13	4	6	0	2	33
00	McNEAL, Chris	g	0-2	0-1	0-2	0	0	0	1	0	0	1	0	0	6
01	DAVENPORT, Jeremiah	g	0-0	0-0	0-0	0	0	0	1	0	0	2	0	0	3
20	DIARRA, Mamoudou	g	0-1	0-0	0-2	1	3	4	0	0	1	1	0	0	13
21	CUMBERLAND, Jaevin	g	0-1	0-0	0-0	0	0	0	1	0	0	2	0	0	8
23	HARVEY, Zach	g	1-2	1-1	0-0	0	0	0	1	3	0	1	0	0	12
Team						3	2	5							
Totals			29-57	7-17	5-16	11	30	41	20	70	17	22	5	6	225
FG % 1st Half: 14-27		51.9%	2nd half: 12-24		50.0%	OT: 3-6		50.0%	Game: 29-57		50.9%	Deadball		Rebounds	
3FG % 1st Half: 1-7		14.3%	2nd half: 5-8		62.5%	OT: 1-2		50.0%	Game: 7-17		41.2%	3			
FT % 1st Half: 1-5		20.0%	2nd half: 2-7		28.6%	OT: 2-4		50.0%	Game: 5-16		31.3%				

East Carolina 67 • 10-16,4-9 AAC

#	Player	Total		3-Ptr	FT-FTA	Rebounds			PF	TP	A	TO	Blk	Stl	Min
		FG-FGA	FG-FGA			Off	Def	Tot							
01	Jayden Gardner	f	7-20	0-1	1-2	1	6	7	2	15	2	5	1	1	40
32	Charles Coleman	c	2-4	0-0	0-0	0	2	2	4	1	0	0	1	0	27
02	Tristen Newton	g	3-8	0-1	5-6	1	4	5	1	11	4	2	1	3	37
11	JJ Miles	g	4-9	3-5	1-2	0	3	3	2	12	1	1	0	1	27
12	Tremont Robinson-Whi	g	1-3	0-1	0-0	0	1	1	3	2	0	4	0	1	12
04	Brandon Suggs	g	1-4	0-0	7-9	3	1	4	3	9	1	2	0	2	30
10	Tyrie Jackson	g	3-6	2-4	0-0	3	2	5	1	8	2	0	0	1	22
20	Bitumba Baruti	g	1-3	0-1	0-0	0	2	2	1	2	0	0	0	1	18
25	Samson Strickland	g	1-1	0-0	0-0	0	1	1	0	2	0	1	0	0	5
33	Miles James	g	1-2	0-1	0-0	0	1	1	0	2	0	0	0	0	7
Team						2	3								
Totals			24-60	5-14	14-19	9	25	34	15	67	11	15	2	11	225
FG % 1st Half: 9-27		33.3%	2nd half: 13-28		46.4%	OT: 2-5		40.0%	Game: 24-60		40.0%	Deadball		Rebounds	
3FG % 1st Half: 2-6		33.3%	2nd half: 2-6		33.3%	OT: 1-2		50.0%	Game: 5-14		35.7%				
FT % 1st Half: 7-8		87.5%	2nd half: 6-9		66.7%	OT: 1-2		50.0%	Game: 14-19		73.7%				

Officials: Bart Lenox,Ron Grover,Michael Stephens
Technical fouls: Cincinnati-None. East Carolina-None.
Attendance: 4082
2019-20 Men's Basketball. Round: 0. Cincinnati vs East Carolina. Played at Wil

Score by periods	1st	2nd	OT	Total
Cincinnati	30	31	9	70
East Carolina	27	34	6	67

Last FG - CIN OT-01:52, ECU OT-00:52.
Largest lead - CIN by 9 1st-16:16, ECU by 8 2nd-12:26.

Score tied - 4 times.
Lead changed - 5 times.

GAME 26 • FEB. 19, 2020 UCF (89) AT RV/RV CINCINNATI (87) 2OT FIFTH THIRD ARENA (CINCINNATI, OHIO)

UCF 89 • 14-11,5-8 AAC

#	Player	Total		3-Ptr	FT-FTA	Rebounds			PF	TP	A	TO	Blk	Stl	Min
		FG-FGA	FG-FGA			Off	Def	Tot							
35	Collins Smith	f	5-14	0-1	7-8	4	2	6	5	17	5	2	0	2	34
05	Avery Diggs	c	3-5	0-1	1-2	0	2	2	4	7	1	0	1	0	22
02	Matt Milon	g	3-10	2-6	4-5	1	3	4	1	12	1	0	0	2	47
04	Cesar DeJesus	g	0-0	0-0	0-0	0	0	0	3	0	0	3	0	0	9
22	Darin Green Jr.	g	4-6	2-3	2-2	3	3	6	1	12	0	2	0	3	45
01	Tony Johnson Jr.	g	7-16	1-4	6-7	0	9	9	4	21	6	6	0	6	47
13	Brandon Mahan	g	9-15	0-2	2-2	3	4	7	2	20	1	3	0	3	43
20	Frank Bertz	g	0-1	0-0	0-0	0	0	0	1	0	0	0	0	0	3
Team						1	2	3							
Totals			31-67	5-17	22-26	12	25	37	21	89	14	18	1	16	250
FG % 1st Half: 12-31		38.7%	2nd half: 14-27		51.9%	OT: 5-9		55.6%	Game: 31-67		46.3%	Deadball		Rebounds	
3FG % 1st Half: 3-10		30.0%	2nd half: 2-5		40.0%	OT: 0-2		0.0%	Game: 5-17		29.4%				
FT % 1st Half: 5-6		83.3%	2nd half: 8-10		80.0%	OT: 9-10		90.0%	Game: 22-26		84.6%				

Cincinnati 87 • 17-9,10-4 AAC

#	Player	Total		3-Ptr	FT-FTA	Rebounds			PF	TP	A	TO	Blk	Stl	Min
		FG-FGA	FG-FGA			Off	Def	Tot							
13	SCOTT, Tre	f	9-20	1-4	3-4	8	13	21	1	22	2	4	0	3	47
33	VOGT, Chris	c	2-3	0-0	3-5	4	2	6	5	7	1	2	4	0	30
02	WILLIAMS, Keith	g	4-13	0-2	9-10	3	5	8	3	17	0	2	0	3	46
03	ADAMS-WOODS, Mika	g	1-3	0-1	2-2	0	0	0	4	4	2	2	0	0	21
34	CUMBERLAND, Jarron	g	6-20	2-9	5-5	1	3	4	1	19	9	7	3	2	45
00	McNEAL, Chris	g	0-1	0-0	0-0	0	0	0	0	0	1	1	0	0	5
01	DAVENPORT, Jeremiah	g	1-2	0-0	0-0	0	0	0	0	1	2	0	0	0	9
20	DIARRA, Mamoudou	g	2-3	0-0	0-0	3	0	3	2	4	0	2	1	0	9
21	CUMBERLAND, Jaevin	g	4-9	4-9	0-0	0	1	1	2	12	1	0	0	0	34
23	HARVEY, Zach	g	0-0	0-0	0-0	0	0	0	2	0	0	1	0	0	4
Team						2	1	3							
Totals			29-74	7-25	22-26	21	25	46	21	87	16	21	8	9	250
FG % 1st Half: 12-28		42.9%	2nd half: 12-29		41.4%	OT: 5-17		29.4%	Game: 29-74		39.2%	Deadball		Rebounds	
3FG % 1st Half: 3-13		23.1%	2nd half: 1-6		16.7%	OT: 3-6		50.0%	Game: 7-25		28.0%				
FT % 1st Half: 10-11		90.9%	2nd half: 8-9		88.9%	OT: 4-6		66.7%	Game: 22-26		84.6%				

Officials: Randy Heimerman,Patrick Evans,Terry Oglesby
Technical fouls: UCF-None. Cincinnati-None.
Attendance: 10874

Score by periods	1st	2nd	OT	OT2	Total
UCF	32	38	10	9	89
Cincinnati	37	33	10	7	87

Last FG - UCF OT2-01:03, CIN OT2-02:39.
Largest lead - UCF by 9 2nd-07:36, CIN by 10 1st-01:01.

Points
UCF
CIN
In
Paint
46
20
36
T/O
16
12
Chance
16
18
Break
17
28
Bench
41
18

Score tied - 9 times.
Lead changed - 5 times.

GAME 27 • FEB. 23, 2020 WICHITA STATE (64) AT RV/RV CINCINNATI (67) FIFTH THIRD ARENA (CINCINNATI, OHIO)

Wichita St. 64 • 20-7,8-6 AAC

#	Player		Total		3-Ptr	FT-FTA	Rebounds			PF	TP	A	TO	Blk	Stl	Min
			FG-FGA	FG-FGA			Off	Def	Tot							
21	Jaime Echenique	c	2-10	0-1	6-7	3	9	12	2	10	0	2	3	0	31	
00	Dexter Dennis	g	2-6	0-3	2-2	0	3	3	5	6	0	0	1	0	20	
02	Jamarius Burton	g	4-11	0-1	3-4	3	1	4	3	11	3	1	0	0	25	
10	Erik Stevenson	g	4-14	1-8	4-4	1	6	7	3	13	3	5	1	3	31	
52	Grant Sherfield	g	0-3	0-2	0-0	0	0	0	1	0	2	2	0	1	17	
01	Tyson Etienne	g	3-9	3-7	0-0	0	1	1	4	9	1	1	0	0	29	
05	Trey Wade	g	3-5	1-2	0-0	1	3	4	3	7	1	0	0	1	23	
11	Noah Fernandes	g	2-4	2-2	0-0	0	1	1	1	6	2	0	0	0	15	
33	Asbjorn Midtgaard	g	0-1	0-0	0-0	1	1	2	1	0	0	1	1	0	6	
44	Isiahah Poor Bear-Cha	g	1-1	0-0	0-0	0	2	2	0	2	0	0	0	0	3	
Team						2	1	3								
Totals			21-64		7-26	15-17	21	28	39	23	64	12	12	6	5	200
FG % 1st Half: 9-31			29.0%		2nd half: 12-33	36.4%		Game: 21-64		32.8%		Deadball				
3FG % 1st Half: 4-13			30.8%		2nd half: 3-13	23.1%		Game: 7-26		26.9%		Rebounds				
FT % 1st Half: 4-6			100.0		2nd half: 9-11	81.8%		Game: 15-17		88.2%		2, 2				



2019-20 Cincinnati Basketball
Cincinnati Combined Team Statistics (as of Mar 01, 2020)
All games



RECORD:	OVERALL	HOME	AWAY	NEUTRAL
ALL GAMES	18-10	12-2	4-6	2-2
CONFERENCE	11-5	7-1	4-4	0-0
NON-CONFERENCE	7-5	5-1	0-2	2-2

#	Player	gp-gs	min	avg	Total		3-Point		F-Throw		Rebounds				pf dq		a	to	blk	stl	pts	avg
					fg-fga	fg%	3fg-fga	3fg%	ft-fa	ft%	off	def	tot	avg	pf	dq						
34	CUMBERLAND, Jarron	26-26	841	32.3	111-289	.384	43-138	.312	134-179	.749	15	81	96	3.7	57	2	126	97	16	28	399	15.3
02	WILLIAMS, Keith	28-28	803	28.7	119-285	.418	24-72	.333	76-96	.792	41	93	134	4.8	79	5	45	49	25	33	338	12.1
33	VOGT, Chris	28-28	817	29.2	132-204	.647	0-0	.000	56-97	.577	74	96	170	6.1	88	3	23	47	45	10	320	11.4
13	SCOTT, Tre	28-28	939	33.5	127-256	.496	16-54	.296	46-74	.622	80	213	293	10.5	51	0	60	60	24	44	316	11.3
21	CUMBERLAND, Jaevi	28-2	603	21.5	80-220	.364	61-175	.349	29-43	.674	5	37	42	1.5	38	0	38	31	2	12	250	8.9
03	ADAMS-WOODS, Mik	27-18	579	21.4	46-105	.438	21-55	.382	26-33	.788	8	54	62	2.3	54	1	42	30	6	17	139	5.1
35	SOROLLA, Jaume	15-0	165	11.0	21-36	.583	0-0	.000	8-13	.615	10	26	36	2.4	15	0	9	7	2	2	50	3.3
00	McNEAL, Chris	28-10	435	15.5	25-91	.275	6-48	.125	17-38	.447	7	41	48	1.7	33	0	42	27	2	17	73	2.6
20	DIARRA, Mamoudou	26-0	244	9.4	25-48	.521	4-5	.800	11-19	.579	25	41	66	2.5	34	0	7	17	8	7	65	2.5
23	HARVEY, Zach	24-0	206	8.6	15-35	.429	5-14	.357	13-24	.542	2	15	17	0.7	30	0	17	12	3	8	48	2.0
01	DAVENPORT, Jeremia	18-0	123	6.8	10-30	.333	2-14	.143	13-17	.765	6	12	18	1.0	18	0	2	11	0	6	35	1.9
05	MOORE, Trevor	6-0	36	6.0	2-8	.250	2-7	.286	0-0	.000	0	9	9	1.5	7	0	3	5	0	1	6	1.0
45	BANKS, Rob	3-0	3	1.0	0-0	.000	0-0	.000	0-0	.000	0	0	0	0.0	1	0	0	0	0	0	0	0.0
31	MARTIN, Sam	2-0	2	1.0	0-0	.000	0-0	.000	0-0	.000	0	0	0	0.0	0	0	0	0	0	0	0	0.0
32	KOZ, John	3-0	4	1.3	0-0	.000	0-0	.000	0-0	.000	0	1	1	0.3	0	0	0	0	0	0	0	0.0
Team											36	38	74					16				
Total.....		28	5800		713-1607	.444	184-582	.316	429-633	.678	309	757	1066	38.1	505	11	414	409	133	185	2039	72.8
Opponents.....		28	5800		667-1675	.398	190-583	.326	360-492	.732	298	658	956	34.1	539	-	330	393	112	192	1884	67.3

TEAM STATISTICS	CIN	OPP	Date	Opponent	Score	Att.
SCORING	2039	1884	11/06/19	at Ohio St.	L 56-64	13845
Points per game	72.8	67.3	11/11/19	DRAKE	W 81-59	10133
Scoring margin	+5.5	-	11/14/19	ALABAMA A&M	W 85-53	9830
FIELD GOALS-ATT	713-1607	667-1675	11/22/19	vs Illinois State	W 66-65	1924
Field goal pct	.444	.398	11/24/19	vs Bowling Green	Lot 84-91	1525
3 POINT FG-ATT	184-582	190-583	N 11/25/19	vs Valparaiso	Wot 81-77	1924
3-point FG pct	.316	.326	11/30/19	UNLV	Wot 72-65	10783
3-pt FG made per game	6.6	6.8	12/03/19	VERMONT	W 82-73	10220
FREE THROWS-ATT	429-633	360-492	12/07/19	at Xavier	L 66-73	10811
Free throw pct	.678	.732	12/14/19	COLGATE	L 66-67	10416
F-Throws made per game	15.3	12.9	12/18/19	TENNESSEE	W 78-66	12012
REBOUNDS	1066	956	12/21/19	vs Iowa	L 70-77	6814
Rebounds per game	38.1	34.1	* 01/01/20	UCONN	W 67-51	10833
Rebounding margin	+3.9	-	* 01/04/20	at Tulane	L 71-76	2513
ASSISTS	414	330	* 01/08/20	TULSA	W 75-44	10138
Assists per game	14.8	11.8	* 01/11/20	at UCF	W 68-54	5482
TURNOVERS	409	393	* 01/16/20	at Memphis	L 49-60	16079
Turnovers per game	14.6	14.0	* 01/19/20	EAST CAROLINA	W 82-57	11103
Turnover margin	-0.6	-	* 01/22/20	at Temple	W 89-82	6463
Assist/turnover ratio	1.0	0.8	* 01/28/20	SMU	W 65-43	11221
STEALS	185	192	* 02/01/20	HOUSTON	W 64-62	12189
Steals per game	6.6	6.9	* 02/06/20	at Wichita St.	W 80-79	10211
BLOCKS	133	112	* 02/09/20	at UConn	Lot 71-72	9409
Blocks per game	4.8	4.0	* 02/13/20	MEMPHIS	Wot 92-86	12239
ATTENDANCE	154128	98178	* 02/16/20	at East Carolina	Wot 70-67	4082
Home games-Avg/Game	14-11009	10-8599	* 02/19/20	UCF	Lo2 87-89	10874
Neutral site-Avg/Game	-	4-3047	* 02/23/20	WICHITA ST.	W 67-64	12137
			* 03/01/20	at Houston	L 55-68	7096

* = Conference game

Score by Periods	1st	2nd	OT	OT2	Totals
Cincinnati	922	1033	77	7	2039
Opponents	836	974	65	9	1884



2019-20 Cincinnati Basketball
Cincinnati Combined Team Statistics (as of Mar 01, 2020)
Conference games



RECORD:	OVERALL	HOME	AWAY	NEUTRAL
ALL GAMES	11-5	7-1	4-4	0-0
CONFERENCE	11-5	7-1	4-4	0-0
NON-CONFERENCE	0-0	0-0	0-0	0-0

#	Player	gp-gs	min	avg	Total		3-Point		F-Throw		Rebounds						a	to	blk	stl	pts	avg
					fg-fga	fg%	3fg-fga	3fg%	ft-fa	ft%	off	def	tot	avg	pf	dq						
34	CUMBERLAND, Jarron	16-16	556	34.8	72-178	.404	28-83	.337	94-120	.783	10	54	64	4.0	33	1	97	66	14	18	266	16.6
13	SCOTT, Tre	16-16	566	35.4	85-164	.518	13-38	.342	29-53	.547	45	141	186	11.6	27	0	42	36	16	31	212	13.3
02	WILLIAMS, Keith	16-16	462	28.9	66-162	.407	14-44	.318	41-49	.837	25	52	77	4.8	48	2	21	25	12	19	187	11.7
33	VOGT, Chris	16-16	484	30.3	70-112	.625	0-0	.000	29-54	.537	41	47	88	5.5	54	2	12	31	29	8	169	10.6
21	CUMBERLAND, Jaevi	16-0	330	20.6	41-122	.336	33-101	.327	5-9	.556	4	20	24	1.5	18	0	15	14	1	5	120	7.5
03	ADAMS-WOODS, Mik	16-16	372	23.3	23-64	.359	10-35	.286	11-16	.688	8	26	34	2.1	35	1	30	16	5	12	67	4.2
20	DIARRA, Mamoudou	16-0	161	10.1	18-33	.545	4-5	.800	9-14	.643	17	21	38	2.4	21	0	4	10	5	3	49	3.1
23	HARVEY, Zach	14-0	122	8.7	12-23	.522	5-12	.417	6-11	.545	1	11	12	0.9	20	0	9	6	0	7	35	2.5
35	SOROLLA, Jaume	9-0	71	7.9	8-17	.471	0-0	.000	4-7	.571	2	8	10	1.1	6	0	1	4	1	1	20	2.2
01	DAVENPORT, Jeremia	8-0	44	5.5	5-14	.357	1-9	.111	4-5	.800	0	2	2	0.3	4	0	1	5	0	3	15	1.9
00	McNEAL, Chris	16-0	154	9.6	5-26	.192	1-11	.091	1-3	.333	2	19	21	1.3	15	0	15	8	0	4	12	0.8
32	KOZ, John	1-0	2	2.0	0-0	.000	0-0	.000	0-0	.000	0	1	1	1.0	0	0	0	0	0	0	0	0.0
45	BANKS, Rob	1-0	1	1.0	0-0	.000	0-0	.000	0-0	.000	0	0	0	0.0	1	0	0	0	0	0	0	0.0
Team											27	23	50					7				
Total.....		16	3325		405-915	.443	109-338	.322	233-341	.683	182	425	607	37.9	282	6	247	228	83	111	1152	72.0
Opponents.....		16	3325		374-954	.392	102-317	.322	204-281	.726	178	360	538	33.6	293	-	181	216	76	115	1054	65.9

TEAM STATISTICS	CIN	OPP
SCORING	1152	1054
Points per game	72.0	65.9
Scoring margin	+6.1	-
FIELD GOALS-ATT	405-915	374-954
Field goal pct	.443	.392
3 POINT FG-ATT	109-338	102-317
3-point FG pct	.322	.322
3-pt FG made per game	6.8	6.4
FREE THROWS-ATT	233-341	204-281
Free throw pct	.683	.726
F-Throws made per game	14.6	12.8
REBOUNDS	607	538
Rebounds per game	37.9	33.6
Rebounding margin	+4.3	-
ASSISTS	247	181
Assists per game	15.4	11.3
TURNOVERS	228	216
Turnovers per game	14.3	13.5
Turnover margin	-0.7	-
Assist/turnover ratio	1.1	0.8
STEALS	111	115
Steals per game	6.9	7.2
BLOCKS	83	76
Blocks per game	5.2	4.8
ATTENDANCE	90734	61335
Home games-Avg/Game	8-11342	8-7667
Neutral site-Avg/Game	-	0-0

Date	Opponent		Score	Att.
* 01/01/20	UCONN	W	67-51	10833
* 01/04/20	at Tulane	L	71-76	2513
* 01/08/20	TULSA	W	75-44	10138
* 01/11/20	at UCF	W	68-54	5482
* 01/16/20	at Memphis	L	49-60	16079
* 01/19/20	EAST CAROLINA	W	82-57	11103
* 01/22/20	at Temple	W	89-82	6463
* 01/28/20	SMU	W	65-43	11221
* 02/01/20	HOUSTON	W	64-62	12189
* 02/06/20	at Wichita St.	W	80-79	10211
* 02/09/20	at UConn	Lo	71-72	9409
* 02/13/20	MEMPHIS	Wot	92-86	12239
* 02/16/20	at East Carolina	Wot	70-67	4082
* 02/19/20	UCF	Lo2	87-89	10874
* 02/23/20	WICHITA ST.	W	67-64	12137
* 03/01/20	at Houston	L	55-68	7096

* = Conference game

Score by Periods	1st	2nd	OT	OT2	Totals
Cincinnati	522	581	42	7	1152
Opponents	483	528	34	9	1054



2019-20 Cincinnati Basketball
Cincinnati Team Game-by-Game Comparison (as of Mar 01, 2020)
All games



Opponent	1st	2nd	Score	Mar	Total FG	FG Pct	3-Pointers	3FG Pct	Free Throws	FT Pct	Rebounds	Assist	T/Over	Block	Steal	Fouls
Ohio St.	26/19	30/45	56-64	(8)	19-57/20-49	.333/.408	4-21/5-16	.190/.313	14-23/19-29	.609/.655	37/41 (4)	9/9	14/15	1/2	6/2	27/18
DRAKE	44/25	37/34	81-59	+22	31-60/22-62	.517/.355	11-26/4-19	.423/.211	8-12/11-17	.667/.647	40/31 +9	20/15	13/12	4/3	7/7	18/17
ALABAMA A&M	35/23	50/30	85-53	+32	30-58/21-67	.517/.313	7-22/6-24	.318/.250	18-27/5-8	.667/.625	53/27 +26	21/10	18/14	5/1	8/11	11/23
Illinois State	30/33	36/32	66-65	+1	22-49/27-62	.449/.435	1-16/6-15	.063/.400	21-30/5-9	.700/.556	35/35 -	7/9	17/16	4/1	4/4	17/22
Bowling Green	41/29	31/43	84-91	(7)	22-59/30-72	.373/.417	9-26/8-28	.346/.286	31-55/23-30	.564/.767	44/47 (3)	11/15	18/12	4/3	5/7	28/35
Valparaiso	30/34	40/36	81-77	+4	31-56/28-66	.554/.424	4-13/7-22	.308/.318	15-20/14-15	.750/.933	36/29 +7	14/11	23/18	3/4	6/12	17/20
UNLV	24/33	36/27	72-65	+7	24-61/20-63	.393/.317	5-19/10-32	.263/.313	19-29/15-20	.655/.750	41/43 (2)	18/11	12/17	7/1	7/3	14/22
VERMONT	40/27	42/46	82-73	+9	24-53/24-61	.453/.393	12-19/15-28	.632/.536	22-26/10-13	.846/.769	36/31 +5	16/15	11/12	6/5	6/5	17/22
Xavier	29/32	37/41	66-73	(7)	24-60/28-60	.400/.467	6-24/6-19	.250/.316	12-19/11-15	.632/.733	41/36 +5	9/17	17/11	5/3	5/8	22/17
COLGATE	32/25	34/42	66-67	(1)	25-52/27-58	.481/.466	5-19/7-24	.263/.292	11-17/6-8	.647/.750	33/29 +4	11/8	16/12	6/2	5/5	11/15
TENNESSEE	38/34	40/32	78-66	+12	31-55/23-51	.564/.451	5-15/3-15	.333/.200	11-16/17-17	.688/1000	32/21 +11	17/13	15/14	2/4	2/10	16/18
Iowa	31/39	39/38	70-77	(7)	25-72/23-50	.347/.460	6-24/11-24	.250/.458	14-18/20-30	.778/.667	31/48 (17)	14/16	7/24	3/7	13/3	25/17
UCONN	35/19	32/32	67-51	+16	26-56/18-56	.464/.321	2-9/4-19	.222/.211	13-24/11-14	.542/.786	40/34 +6	16/9	13/16	3/13	7/7	17/19
Tulane	39/32	32/44	71-76	(5)	26-58/22-53	.448/.415	7-27/8-15	.259/.533	12-13/24-27	.923/.889	35/29 +6	18/8	17/10	4/3	6/6	22/14
TULSA	26/22	49/22	75-44	+31	30-62/19-59	.484/.322	10-26/0-17	.385/.000	5-11/6-12	.455/.500	46/29 +17	18/9	17/15	6/2	8/8	17/13
UCF	26/29	42/25	68-54	+14	27-54/19-45	.500/.422	6-16/1-9	.375/.111	8-9/15-21	.889/.714	34/22 +12	17/9	13/14	3/2	6/5	20/13
Memphis	20/31	29/29	49-60	(11)	18-60/21-51	.300/.412	6-17/9-25	.353/.360	7-12/9-12	.583/.750	38/36 +2	10/14	16/17	4/8	7/8	13/13
EAST CAROLINA	45/28	37/29	82-57	+25	30-66/20-61	.455/.328	7-24/6-23	.292/.261	15-22/11-16	.682/.688	46/34 +12	22/13	12/19	8/4	12/9	16/19
Temple	41/40	48/42	89-82	+7	26-50/31-58	.520/.534	9-23/9-14	.391/.643	28-34/11-18	.824/.611	29/26 +3	19/11	12/11	5/3	8/8	17/24
SMU	33/19	32/24	65-43	+22	25-52/14-54	.481/.259	8-23/8-29	.348/.276	7-8/7-10	.875/.700	38/28 +10	15/10	13/12	3/4	7/3	15/11
HOUSTON	30/40	34/22	64-62	+2	20-44/23-64	.455/.359	5-16/7-18	.313/.389	19-31/9-10	.613/.900	31/34 (3)	13/14	11/9	10/3	4/3	16/23
Wichita St.	41/35	39/44	80-79	+1	30-55/33-68	.545/.485	6-20/8-22	.300/.364	14-18/5-8	.778/.625	28/31 (3)	11/13	9/10	4/3	5/6	12/17
UConn	30/34	37/33	71-72	(1)	27-66/24-66	.409/.364	9-25/11-26	.360/.423	8-12/13-21	.667/.619	40/44 (4)	18/12	14/14	11/11	6/6	22/15
MEMPHIS	27/29	46/44	92-86	+6	27-65/30-62	.415/.484	9-33/6-18	.273/.333	29-47/20-32	.617/.625	44/38 +6	19/13	10/13	2/4	7/6	23/33
East Carolina	30/27	31/34	70-67	+3	29-57/24-60	.509/.400	7-17/5-14	.412/.357	5-16/14-19	.313/.737	41/34 +7	17/11	22/15	5/2	6/11	20/15
UCF	37/32	33/38	87-89	(2)	29-74/31-67	.392/.463	7-25/5-17	.280/.294	22-26/22-26	.846/.846	46/37 +9	16/14	21/18	8/1	9/16	21/21
WICHITA ST.	31/28	36/36	67-64	+3	20-53/21-64	.377/.328	6-19/7-26	.316/.269	21-30/15-17	.700/.882	39/39 -	11/12	14/12	5/6	8/5	13/23
Houston	31/38	24/30	55-68	(13)	15-43/24-66	.349/.364	5-18/8-25	.278/.320	20-28/12-18	.714/.667	32/43 (11)	7/9	14/11	2/7	5/8	18/20

Note: Game totals are displayed in the format TEAM/OPPONENT for each category



2019-20 Cincinnati Basketball
Cincinnati Game-by-Game Highs (as of Mar 01, 2020)
All games



Opponent	Date	Score	Points	Rebounds	Assists	Steals	Blocked shots
at Ohio St.	11/06/19	56-64	13-CUMBERLAND, Ja WILLIAMS, Keith	12-SCOTT, Tre	3-CUMBERLAND, Ja	4-McNEAL, Chris	1-VOGT, Chris
DRAKE	11/11/19	81-59	17-CUMBERLAND, Ja	11-SCOTT, Tre	4-McNEAL, Chris	3-McNEAL, Chris	2-VOGT, Chris
ALABAMA A&M	11/14/19	85-53	18-VOGT, Chris	10-VOGT, Chris	6-CUMBERLAND, Ja	5-CUMBERLAND, Ja	2-WILLIAMS, Keith
vs Illinois State	11/22/19	66-65	23-CUMBERLAND, Ja	13-VOGT, Chris	3-SCOTT, Tre	2-CUMBERLAND, Ja	2-SCOTT, Tre
vs Bowling Green	11/24/19	84-91	21-CUMBERLAND, Ja	11-SCOTT, Tre	4-McNEAL, Chris	1-CUMBERLAND, Ja SCOTT, Tre WILLIAMS, Keith VOGT, Chris DIARRA, Mamoudo	1-WILLIAMS, Keith McNEAL, Chris SCOTT, Tre VOGT, Chris
vs Valparaiso	11/25/19	81-77	21-VOGT, Chris	11-SCOTT, Tre	4-CUMBERLAND, Ja HARVEY, Zach	3-SCOTT, Tre	2-WILLIAMS, Keith
UNLV	11/30/19	72-65	20-CUMBERLAND, Ja	9-SCOTT, Tre	5-CUMBERLAND, Ja	3-WILLIAMS, Keith	3-VOGT, Chris
VERMONT	12/03/19	82-73	23-WILLIAMS, Keith	12-SCOTT, Tre	5-WILLIAMS, Keith	2-WILLIAMS, Keith	3-VOGT, Chris
at Xavier	12/07/19	66-73	15-WILLIAMS, Keith	9-WILLIAMS, Keith	4-CUMBERLAND, Ja	3-SCOTT, Tre	3-SCOTT, Tre
COLGATE	12/14/19	66-67	16-VOGT, Chris	7-VOGT, Chris WILLIAMS, Keith	4-CUMBERLAND, Ja	4-WILLIAMS, Keith	3-WILLIAMS, Keith
TENNESSEE	12/18/19	78-66	15-SCOTT, Tre	7-SCOTT, Tre	4-ADAMS-WOODS, CUMBERLAND, Jar	2-CUMBERLAND, Ja	1-VOGT, Chris WILLIAMS, Keith
vs Iowa	12/21/19	70-77	18-CUMBERLAND, Ja	8-VOGT, Chris	4-McNEAL, Chris	5-McNEAL, Chris	1-DIARRA, Mamoudo WILLIAMS, Keith VOGT, Chris
UConn	01/01/20	67-51	19-VOGT, Chris	13-SCOTT, Tre	5-ADAMS-WOODS, CUMBERLAND, Jar	3-SCOTT, Tre	2-VOGT, Chris
at Tulane	01/04/20	71-76	21-VOGT, Chris	6-CUMBERLAND, Ja WILLIAMS, Keith SCOTT, Tre	8-SCOTT, Tre	2-CUMBERLAND, Ja	2-VOGT, Chris
TULSA	01/08/20	75-44	22-CUMBERLAND, Ja	11-VOGT, Chris	8-CUMBERLAND, Ja	4-SCOTT, Tre	2-VOGT, Chris
at UCF	01/11/20	68-54	16-WILLIAMS, Keith	11-SCOTT, Tre	7-CUMBERLAND, Ja	4-SCOTT, Tre	1-CUMBERLAND, Ja VOGT, Chris SCOTT, Tre
at Memphis	01/16/20	49-60	19-CUMBERLAND, Ja	8-WILLIAMS, Keith	2-CUMBERLAND, Ja WILLIAMS, Keith McNEAL, Chris ADAMS-WOODS, M	3-SCOTT, Tre	1-VOGT, Chris CUMBERLAND, Jar WILLIAMS, Keith SCOTT, Tre
EAST CAROLINA	01/19/20	82-57	16-SCOTT, Tre	11-SCOTT, Tre WILLIAMS, Keith	7-CUMBERLAND, Ja	3-WILLIAMS, Keith	2-CUMBERLAND, Ja WILLIAMS, Keith DIARRA, Mamoudo
at Temple	01/22/20	89-82	22-CUMBERLAND, Ja	11-SCOTT, Tre	6-CUMBERLAND, Ja	3-CUMBERLAND, Ja	2-WILLIAMS, Keith
SMU	01/28/20	65-43	28-CUMBERLAND, Ja	9-CUMBERLAND, Ja SCOTT, Tre	4-CUMBERLAND, Ja	2-CUMBERLAND, Ja WILLIAMS, Keith ADAMS-WOODS, M	2-ADAMS-WOODS,
HOUSTON	02/01/20	64-62	17-CUMBERLAND, Ja	11-SCOTT, Tre	7-CUMBERLAND, Ja	1-SCOTT, Tre WILLIAMS, Keith HARVEY, Zach CUMBERLAND, Jar	5-VOGT, Chris
at Wichita St.	02/06/20	80-79	24-CUMBERLAND, Ja	11-SCOTT, Tre	5-CUMBERLAND, Ja	3-VOGT, Chris	3-VOGT, Chris
at UConn	02/09/20	71-72	25-SCOTT, Tre	13-SCOTT, Tre	10-CUMBERLAND, Ja	4-SCOTT, Tre	3-WILLIAMS, Keith CUMBERLAND, Jar VOGT, Chris
MEMPHIS	02/13/20	92-86	25-SCOTT, Tre	19-SCOTT, Tre	9-CUMBERLAND, Ja	2-ADAMS-WOODS,	1-VOGT, Chris ADAMS-WOODS, M
at East Carolina	02/16/20	70-67	17-WILLIAMS, Keith	12-SCOTT, Tre	5-WILLIAMS, Keith	2-CUMBERLAND, Ja	3-SCOTT, Tre



2019-20 Cincinnati Basketball
Cincinnati Game-by-Game Highs (as of Mar 01, 2020)
All games



Opponent	Date	Score	Points	Rebounds	Assists	Steals	Blocked shots
UCF	02/19/20	87-89	22-SCOTT, Tre	21-SCOTT, Tre	9-CUMBERLAND, Ja	ADAMS-WOODS, M 3-WILLIAMS, Keith SCOTT, Tre	4-VOGT, Chris
WICHITA ST.	02/23/20	67-64	24-CUMBERLAND, Ja	11-SCOTT, Tre	4-CUMBERLAND, Ja CUMBERLAND, Jae	2-HARVEY, Zach McNEAL, Chris	2-SCOTT, Tre VOGT, Chris
at Houston	03/01/20	55-68	17-SCOTT, Tre	11-SCOTT, Tre	4-CUMBERLAND, Ja	2-ADAMS-WOODS,	1-DIARRA, Mamoudo WILLIAMS, Keith



2019-20 Cincinnati Basketball
Cincinnati Points-Rebounds-Assists (as of Mar 01, 2020)
All games



				00	01	02	03	05	13	20
Opponent	Date	Score		MCNEAL,CHR	DAVENPORT,	WILLIAMS,K	ADAMS-WOOD	MOORE,TREV	SCOTT,TRE	DIARRA,MAM
at Ohio St.	11/06/19	56-64	L	10-4-1	3-2-0	13-2-0	DNP	DNP	3-12-2	0-0-0
DRAKE	11/11/19	81-59	w	12-2-4	0-2-0	8-3-3	2-5-3	0-0-1	5-11-2	4-5-0
ALABAMA A&M	11/14/19	85-53	w	2-4-4	6-3-0	11-4-3	5-1-1	3-3-1	16-8-0	2-9-1
vs Illinois State	11/22/19	66-65	w	2-3-0	0-1-0	12-2-1	0-1-0	0-3-1	14-7-3	0-1-0
vs Bowling Green	11/24/19	84-91	L	17-7-4	7-6-0	4-2-1	0-0-0	3-1-0	8-11-1	0-3-1
vs Valparaiso	11/25/19	81-77	w	7-2-1	2-1-1	17-7-2	10-1-0	0-0-0	12-11-0	3-2-1
UNLV	11/30/19	72-65	w	0-0-3	2-0-0	14-8-3	10-5-1	0-2-0	4-9-4	3-1-0
VERMONT	12/03/19	82-73	w	0-2-3	0-1-0	23-5-5	6-3-2	DNP	13-12-0	0-0-0
at Xavier	12/07/19	66-73	L	2-1-1	0-0-0	15-9-1	10-3-0	DNP	2-6-0	2-6-0
COLGATE	12/14/19	66-67	L	0-0-2	0-0-0	15-7-1	8-1-0	DNP	6-6-2	DNP
TENNESSEE	12/18/19	78-66	w	0-1-0	DNP	11-5-3	11-3-4	DNP	15-7-1	DNP
vs Iowa	12/21/19	70-77	L	9-1-4	DNP	8-3-1	10-5-1	DNP	6-7-3	2-1-0
UCONN	01/01/20	67-51	w	2-1-0	DNP	4-4-2	4-3-5	DNP	10-13-3	5-2-0
at Tulane	01/04/20	71-76	L	0-5-2	3-0-0	18-6-0	2-1-0	DNP	3-6-8	6-4-1
TULSA	01/08/20	75-44	w	2-1-2	0-0-0	9-5-2	0-1-0	DNP	10-9-2	2-5-1
at UCF	01/11/20	68-54	w	3-3-1	DNP	16-6-0	3-1-5	DNP	14-11-4	2-2-0
at Memphis	01/16/20	49-60	L	0-5-2	DNP	12-8-2	2-1-2	DNP	4-7-1	0-1-0
EAST CAROLINA	01/19/20	82-57	w	0-0-3	2-0-0	8-11-0	3-3-4	DNP	16-11-1	7-4-0
at Temple	01/22/20	89-82	w	0-1-1	DNP	10-3-2	3-2-1	DNP	16-11-5	5-2-0
SMU	01/28/20	65-43	w	2-0-0	0-1-0	13-3-2	0-1-1	DNP	3-9-3	0-1-0
HOUSTON	02/01/20	64-62	w	0-0-0	DNP	12-4-1	2-1-1	DNP	16-11-4	0-3-0
at Wichita St.	02/06/20	80-79	w	0-1-1	DNP	17-2-1	4-0-2	DNP	9-11-2	5-3-0
at UConn	02/09/20	71-72	L	0-3-1	DNP	14-3-3	3-3-0	DNP	25-13-2	2-2-0
MEMPHIS	02/13/20	92-86	w	0-1-1	8-1-1	11-3-1	14-4-3	DNP	25-19-1	0-2-0
at East Carolina	02/16/20	70-67	w	0-0-0	0-0-0	17-4-5	10-6-4	DNP	14-12-1	0-4-1
UCF	02/19/20	87-89	L	0-0-1	2-0-0	17-8-0	4-0-2	DNP	22-21-2	4-3-0
WICHITA ST.	02/23/20	67-64	w	3-0-0	0-0-0	0-2-0	7-5-0	DNP	8-11-0	6-0-1
at Houston	03/01/20	55-68	L	0-0-0	DNP	9-5-0	6-2-0	DNP	17-11-3	5-0-0

				21	23	31	32	33	34	35
Opponent	Date	Score		CUMBERLAND	HARVEY,ZAC	MARTIN,SAM	KOZ,JOHN	VOGT,CHRIS	CUMBERLAND	SOROLLA,JA
at Ohio St.	11/06/19	56-64	L	3-1-1	1-1-0	DNP	DNP	4-4-0	13-3-3	6-4-2
DRAKE	11/11/19	81-59	w	17-0-2	2-0-1	0-0-0	0-0-0	12-3-1	11-1-1	8-6-2
ALABAMA A&M	11/14/19	85-53	w	13-3-6	4-2-2	0-0-0	0-0-0	18-10-2	DNP	5-5-1
vs Illinois State	11/22/19	66-65	w	2-0-0	0-0-0	DNP	DNP	13-13-1	23-2-1	DNP
vs Bowling Green	11/24/19	84-91	L	21-2-2	3-0-0	DNP	DNP	10-7-1	11-4-1	DNP
vs Valparaiso	11/25/19	81-77	w	6-1-4	3-1-4	DNP	DNP	21-7-1	DNP	DNP
UNLV	11/30/19	72-65	w	5-1-1	0-0-1	DNP	DNP	14-5-0	20-6-5	DNP
VERMONT	12/03/19	82-73	w	21-2-1	0-1-0	DNP	DNP	11-6-2	8-2-3	DNP
at Xavier	12/07/19	66-73	L	14-3-3	DNP	DNP	DNP	10-8-0	11-5-4	DNP
COLGATE	12/14/19	66-67	L	13-2-0	0-0-0	DNP	DNP	16-7-0	8-6-4	0-3-2
TENNESSEE	12/18/19	78-66	w	11-2-2	DNP	DNP	DNP	11-4-2	10-2-4	9-4-1
vs Iowa	12/21/19	70-77	L	4-1-1	0-0-0	DNP	DNP	11-8-1	18-1-3	2-4-0
UConn	01/01/20	67-51	w	3-3-1	0-2-0	DNP	DNP	19-5-0	15-2-5	5-2-0
at Tulane	01/04/20	71-76	L	8-2-1	DNP	DNP	DNP	21-4-0	10-6-6	0-0-0
TULSA	01/08/20	75-44	w	16-3-2	0-1-0	DNP	DNP	12-11-1	22-7-8	2-1-0
at UCF	01/11/20	68-54	w	9-1-0	2-0-0	DNP	DNP	13-3-0	6-3-7	0-0-0
at Memphis	01/16/20	49-60	L	3-0-0	DNP	DNP	DNP	9-7-1	19-4-2	0-0-0
EAST CAROLINA	01/19/20	82-57	w	9-3-1	6-1-4	DNP	DNP	7-4-2	13-2-7	11-4-0
at Temple	01/22/20	89-82	w	15-1-2	0-0-1	DNP	DNP	18-5-1	22-2-6	0-0-0
SMU	01/28/20	65-43	w	3-0-3	5-1-1	DNP	0-1-0	9-8-0	28-9-4	2-2-1
HOUSTON	02/01/20	64-62	w	3-0-0	4-0-0	DNP	DNP	10-2-0	17-3-7	0-1-0
at Wichita St.	02/06/20	80-79	w	9-2-0	0-0-0	DNP	DNP	12-5-0	24-3-5	DNP
at UConn	02/09/20	71-72	L	9-2-0	0-1-1	DNP	DNP	10-4-1	8-5-10	DNP
MEMPHIS	02/13/20	92-86	w	10-1-0	4-0-2	DNP	DNP	5-6-1	15-5-9	DNP
at East Carolina	02/16/20	70-67	w	0-0-0	3-0-0	DNP	DNP	13-7-2	13-3-4	DNP
UCF	02/19/20	87-89	L	12-1-1	0-0-0	DNP	DNP	7-6-1	19-4-9	DNP
WICHITA ST.	02/23/20	67-64	w	9-3-4	8-5-0	DNP	DNP	2-4-2	24-5-4	DNP
at Houston	03/01/20	55-68	L	2-2-0	3-1-0	DNP	DNP	2-7-0	11-1-4	DNP



2019-20 Cincinnati Basketball
 Cincinnati Player High/Low Analysis (as of Mar 01, 2020)
All games



Cincinnati - INDIVIDUAL GAME HIGHS

Points	28		CUMBERLAND, Jarron vs SMU (01/28/20)
	25		SCOTT, Tre vs Memphis (02/13/20)
	25		SCOTT, Tre at UConn (02/09/20)
	24		CUMBERLAND, Jarron vs Wichita St. (02/23/20)
	24		CUMBERLAND, Jarron at Wichita St. (02/06/20)
Field Goals Made	10		SCOTT, Tre at UConn (02/09/20)
	9		SCOTT, Tre vs UCF (02/19/20)
	9		CUMBERLAND, Jarron at Wichita St. (02/06/20)
	9		CUMBERLAND, Jarron vs SMU (01/28/20)
	9		VOGT, Chris at Tulane (01/04/20)
	9		VOGT, Chris vs Valparaiso (11/25/19)
Field Goal Att.	20		SCOTT, Tre vs UCF (02/19/20)
	20		CUMBERLAND, Jarron vs UCF (02/19/20)
FG Pct (min 5 made)	1.000	(6-6)	VOGT, Chris vs Tulsa (01/08/20)
	1.000	(5-5)	VOGT, Chris at Temple (01/22/20)
	1.000	(5-5)	SCOTT, Tre vs UConn (01/01/20)
3-Point FG Made	6		CUMBERLAND, Jaevin vs Bowling Green (11/24/19)
	5		CUMBERLAND, Jaevin vs Vermont (12/03/19)
	5		CUMBERLAND, Jaevin vs Drake (11/11/19)
3-Point FG Att.	14		CUMBERLAND, Jaevin vs Bowling Green (11/24/19)
	12		CUMBERLAND, Jaevin at Tulane (01/04/20)
3-Pt FG Pct (min 2 made)	1.000	(4-4)	WILLIAMS, Keith vs Vermont (12/03/19)
	1.000	(2-2)	ADAMS-WOODS, Mika at Xavier (12/07/19)
Free Throws Made	16		CUMBERLAND, Jarron vs Wichita St. (02/23/20)
	13		CUMBERLAND, Jarron vs Memphis (02/13/20)
	13		CUMBERLAND, Jarron at Temple (01/22/20)
Free Throw Att.	22		CUMBERLAND, Jarron vs Wichita St. (02/23/20)
	21		McNEAL, Chris vs Bowling Green (11/24/19)
FT Pct (min 3 made)	1.000	(7-7)	WILLIAMS, Keith at UCF (01/11/20)
	1.000	(5-5)	CUMBERLAND, Jarron vs UCF (02/19/20)
	1.000	(4-4)	CUMBERLAND, Jarron vs Tulsa (01/08/20)
	1.000	(4-4)	WILLIAMS, Keith at Tulane (01/04/20)
	1.000	(4-4)	DIARRA, Mamoudou at Tulane (01/04/20)
	1.000	(4-4)	ADAMS-WOODS, Mika vs Tennessee (12/18/19)
	1.000	(4-4)	SCOTT, Tre vs Vermont (12/03/19)
	1.000	(4-4)	ADAMS-WOODS, Mika vs Vermont (12/03/19)
	1.000	(3-3)	WILLIAMS, Keith at Wichita St. (02/06/20)
	1.000	(3-3)	CUMBERLAND, Jarron vs Colgate (12/14/19)
	1.000	(3-3)	WILLIAMS, Keith vs Colgate (12/14/19)
	1.000	(3-3)	DAVENPORT, Jeremiah at Ohio St. (11/06/19)
Rebounds	21		SCOTT, Tre vs UCF (02/19/20)
	19		SCOTT, Tre vs Memphis (02/13/20)
Assists	10		CUMBERLAND, Jarron at UConn (02/09/20)
	9		CUMBERLAND, Jarron vs UCF (02/19/20)
	9		CUMBERLAND, Jarron vs Memphis (02/13/20)
Steals	5		McNEAL, Chris vs Iowa (12/21/19)
	5		CUMBERLAND, Jaevin vs Alabama A&M (11/14/19)
Blocked Shots	5		VOGT, Chris vs Houston (02/01/20)
	4		VOGT, Chris vs UCF (02/19/20)
Turnovers	7		CUMBERLAND, Jarron vs UCF (02/19/20)
	6		CUMBERLAND, Jarron vs Wichita St. (02/23/20)
	6		CUMBERLAND, Jarron at East Carolina (02/16/20)
	6		CUMBERLAND, Jarron at UConn (02/09/20)

	6	CUMBERLAND, Jarron at Memphis (01/16/20)
	6	CUMBERLAND, Jarron vs Tennessee (12/18/19)
Fouls	5	VOGT, Chris vs UCF (02/19/20)
	5	CUMBERLAND, Jarron at East Carolina (02/16/20)
	5	WILLIAMS, Keith vs Memphis (02/13/20)
	5	VOGT, Chris vs Houston (02/01/20)
	5	ADAMS-WOODS, Mika at Tulane (01/04/20)
	5	WILLIAMS, Keith at Tulane (01/04/20)
	5	WILLIAMS, Keith vs Iowa (12/21/19)
	5	CUMBERLAND, Jarron vs Tennessee (12/18/19)
	5	WILLIAMS, Keith at Xavier (12/07/19)
	5	WILLIAMS, Keith vs Bowling Green (11/24/19)
	5	VOGT, Chris at Ohio St. (11/06/19)



2019-20 Cincinnati Basketball
Cincinnati Opponent High/Low Analysis (as of Mar 01, 2020)
All games



OPPONENT INDIVIDUAL GAME HIGHS

Points	32		FREEMAN-LIBERTY, J. vs Valparaiso (11/25/19)
	31		Naji Marshall at Xavier (12/07/19)
	29		Elijah Mitrou-Long vs UNLV (11/30/19)
	28		FRYE, Dylan vs Bowling Green (11/24/19)
	26		Quinton Rose at Temple (01/22/20)
Field Goals Made	13		FREEMAN-LIBERTY, J. vs Valparaiso (11/25/19)
	12		Naji Marshall at Xavier (12/07/19)
Field Goal Att.	25		FREEMAN-LIBERTY, J. vs Valparaiso (11/25/19)
	24		Amauri Hardy vs UNLV (11/30/19)
FG Pct (min 5 made)	.857	(6-7)	Kyle Young at Ohio St. (11/06/19)
	.750	(6-8)	John Fulkerson vs Tennessee (12/18/19)
3-Point FG Made	5		Marcus Sasser at Houston (03/01/20)
	5		Kevin Zhang at Tulane (01/04/20)
	5		Elijah Mitrou-Long vs UNLV (11/30/19)
3-Point FG Att.	17		Amauri Hardy vs UNLV (11/30/19)
	12		Marcus Sasser at Houston (03/01/20)
3-Pt FG Pct (min 2 made)	1.000	(5-5)	Kevin Zhang at Tulane (01/04/20)
	1.000	(3-3)	CJ White vs SMU (01/28/20)
	1.000	(3-3)	Lester Quinones at Memphis (01/16/20)
	1.000	(3-3)	Ryan Davis vs Vermont (12/03/19)
	1.000	(2-2)	Noah Fernandes vs Wichita St. (02/23/20)
	1.000	(2-2)	Bailey Patella vs Vermont (12/03/19)
Free Throws Made	11		Christion Thompson at Tulane (01/04/20)
	9		Collin Smith at UCF (01/11/20)
	9		FRYE, Dylan vs Bowling Green (11/24/19)
Free Throw Att.	15		Collin Smith at UCF (01/11/20)
	12		Christion Thompson at Tulane (01/04/20)
FT Pct (min 3 made)	1.000	(6-6)	Nate Hinton at Houston (03/01/20)
	1.000	(6-6)	Lamonte Turner vs Tennessee (12/18/19)
	1.000	(6-6)	Elijah Mitrou-Long vs UNLV (11/30/19)
	1.000	(6-6)	CJ Walker at Ohio St. (11/06/19)
	1.000	(5-5)	PLOWDEN, Daeqwon vs Bowling Green (11/24/19)
	1.000	(5-5)	Anthony Murphy vs Drake (11/11/19)
	1.000	(4-4)	Erik Stevenson vs Wichita St. (02/23/20)
	1.000	(4-4)	Nate Hinton vs Houston (02/01/20)
	1.000	(4-4)	Lester Quinones at Memphis (01/16/20)
	1.000	(4-4)	James Bouknight vs UConn (01/01/20)
	1.000	(4-4)	Bakari Evelyn vs Iowa (12/21/19)
	1.000	(4-4)	Jordan Bowden vs Tennessee (12/18/19)
	1.000	(4-4)	Davonte Gaines vs Tennessee (12/18/19)
	1.000	(3-3)	Tyson Jolly vs SMU (01/28/20)
	1.000	(3-3)	Jayden Gardner vs East Carolina (01/19/20)
	1.000	(3-3)	Nic Thomas at Tulane (01/04/20)
	1.000	(3-3)	McMILLAN, Mileek vs Valparaiso (11/25/19)
	1.000	(3-3)	FREEMAN-LIBERTY, J. vs Valparaiso (11/25/19)
Rebounds	17		Precious Achiuwa vs Memphis (02/13/20)
	13		Luka Garza vs Iowa (12/21/19)
	13		Kyle Young at Ohio St. (11/06/19)
Assists	8		Quentin Goodin at Xavier (12/07/19)
	7		Anthony Lamb vs Vermont (12/03/19)
Steals	6		Tony Johnson Jr. vs UCF (02/19/20)
	5		Naji Marshall at Xavier (12/07/19)
Blocked Shots	5		Isaiah Whaley at UConn (02/09/20)

	5	Luka Garza vs Iowa (12/21/19)
Turnovers	6	Tony Johnson Jr. vs UCF (02/19/20)
	5	Erik Stevenson vs Wichita St. (02/23/20)
	5	Jayden Gardner at East Carolina (02/16/20)
	5	Josh Carlton at UConn (02/09/20)
	5	Jayden Gardner vs East Carolina (01/19/20)
	5	Alex Lomax at Memphis (01/16/20)
	5	Bakari Evelyn vs Iowa (12/21/19)
	5	McMILLAN, Mileek vs Valparaiso (11/25/19)
	5	Cameron Tucker vs Alabama A&M (11/14/19)
Fouls	5	Dexter Dennis vs Wichita St. (02/23/20)
	5	Collin Smith vs UCF (02/19/20)
	5	Alex Lomax vs Memphis (02/13/20)
	5	Lance Thomas vs Memphis (02/13/20)
	5	Precious Achiuwa vs Memphis (02/13/20)
	5	Fabian White Jr vs Houston (02/01/20)
	5	Justyn Hamilton at Temple (01/22/20)
	5	Brandon Suggs vs East Carolina (01/19/20)
	5	Josiah-Jordan James vs Tennessee (12/18/19)
	5	MATTOS, Taylor vs Bowling Green (11/24/19)
	5	SWINGLE, Dylan vs Bowling Green (11/24/19)
	5	FIELDS, Caleb vs Bowling Green (11/24/19)
	5	SIERRA, Marlon vs Bowling Green (11/24/19)



2019-20 Cincinnati Basketball
Cincinnati Team High/Low Analysis (as of Mar 01, 2020)
All games



Cincinnati - TEAM GAME HIGHS

POINTS	92	MEMPHIS (02/13/20)
	89	at Temple (01/22/20)
	87	UCF (02/19/20)
	85	ALABAMA A&M (11/14/19)
	84	vs Bowling Green (11/24/19)
FIELD GOALS MADE	31	TENNESSEE (12/18/19)
	31	vs Valparaiso (11/25/19)
	31	DRAKE (11/11/19)
FIELD GOAL ATTEMPTS	74	UCF (02/19/20)
	72	vs Iowa (12/21/19)
FIELD GOAL PERCENTAGE	.564 (31-55)	TENNESSEE (12/18/19)
	.554 (31-56)	vs Valparaiso (11/25/19)
3 PT FIELD GOALS MADE	12	VERMONT (12/03/19)
	11	DRAKE (11/11/19)
3 PT FG ATTEMPTS	33	MEMPHIS (02/13/20)
	27	at Tulane (01/04/20)
3 PT FG PERCENTAGE	.632 (12-19)	VERMONT (12/03/19)
	.423 (11-26)	DRAKE (11/11/19)
FREE THROWS MADE	31	vs Bowling Green (11/24/19)
	29	MEMPHIS (02/13/20)
FREE THROW ATTEMPTS	55	vs Bowling Green (11/24/19)
	47	MEMPHIS (02/13/20)
FREE THROW PERCENTAGE	.923 (12-13)	at Tulane (01/04/20)
	.889 (8-9)	at UCF (01/11/20)
REBOUNDS	53	ALABAMA A&M (11/14/19)
	46	UCF (02/19/20)
	46	EAST CAROLINA (01/19/20)
	46	TULSA (01/08/20)
ASSISTS	22	EAST CAROLINA (01/19/20)
	21	ALABAMA A&M (11/14/19)
STEALS	13	vs Iowa (12/21/19)
	12	EAST CAROLINA (01/19/20)
BLOCKED SHOTS	11	at UConn (02/09/20)
	10	HOUSTON (02/01/20)
TURNOVERS	23	vs Valparaiso (11/25/19)
	22	at East Carolina (02/16/20)
FOULS	28	vs Bowling Green (11/24/19)
	27	at Ohio St. (11/06/19)



2019-20 Cincinnati Basketball
Cincinnati High/Low Analysis (as of Mar 01, 2020)
All games



Opponent - GAME HIGHS

POINTS	91	vs Bowling Green (11/24/19)
	89	UCF (02/19/20)
	86	MEMPHIS (02/13/20)
	82	at Temple (01/22/20)
	79	at Wichita St. (02/06/20)
FIELD GOALS MADE	33	at Wichita St. (02/06/20)
	31	UCF (02/19/20)
	31	at Temple (01/22/20)
FIELD GOAL ATTEMPTS	72	vs Bowling Green (11/24/19)
	68	at Wichita St. (02/06/20)
FIELD GOAL PERCENTAGE	.534 (31-58)	at Temple (01/22/20)
	.485 (33-68)	at Wichita St. (02/06/20)
3 PT FIELD GOALS MADE	15	VERMONT (12/03/19)
	11	at UConn (02/09/20)
	11	vs Iowa (12/21/19)
3 PT FG ATTEMPTS	32	UNLV (11/30/19)
	29	SMU (01/28/20)
3 PT FG PERCENTAGE	.643 (9-14)	at Temple (01/22/20)
	.536 (15-28)	VERMONT (12/03/19)
FREE THROWS MADE	24	at Tulane (01/04/20)
	23	vs Bowling Green (11/24/19)
FREE THROW ATTEMPTS	32	MEMPHIS (02/13/20)
	30	vs Iowa (12/21/19)
	30	vs Bowling Green (11/24/19)
FREE THROW PERCENTAGE	1.000 (17-17)	TENNESSEE (12/18/19)
	.933 (14-15)	vs Valparaiso (11/25/19)
REBOUNDS	48	vs Iowa (12/21/19)
	47	vs Bowling Green (11/24/19)
ASSISTS	17	at Xavier (12/07/19)
	16	vs Iowa (12/21/19)
STEALS	16	UCF (02/19/20)
	12	vs Valparaiso (11/25/19)
BLOCKED SHOTS	13	UConn (01/01/20)
	11	at UConn (02/09/20)
TURNOVERS	24	vs Iowa (12/21/19)
	19	EAST CAROLINA (01/19/20)
FOULS	35	vs Bowling Green (11/24/19)
	33	MEMPHIS (02/13/20)



2019-20 Cincinnati Basketball
Cincinnati High/Low Analysis (as of Mar 01, 2020)
All games



Cincinnati - GAME LOWS

POINTS	49	at Memphis (01/16/20)
	55	at Houston (03/01/20)
	56	at Ohio St. (11/06/19)
	64	HOUSTON (02/01/20)
	65	SMU (01/28/20)
FIELD GOALS MADE	15	at Houston (03/01/20)
	18	at Memphis (01/16/20)
FIELD GOAL ATTEMPTS	43	at Houston (03/01/20)
	44	HOUSTON (02/01/20)
FIELD GOAL PERCENTAGE	.300 (18-60)	at Memphis (01/16/20)
	.333 (19-57)	at Ohio St. (11/06/19)
3 PT FIELD GOALS MADE	1	vs Illinois State (11/22/19)
	2	UCONN (01/01/20)
3 PT FG ATTEMPTS	9	UCONN (01/01/20)
	13	vs Valparaiso (11/25/19)
3 PT FG PERCENTAGE	.063 (1-16)	vs Illinois State (11/22/19)
	.190 (4-21)	at Ohio St. (11/06/19)
FREE THROWS MADE	5	TULSA (01/08/20)
	5	at East Carolina (02/16/20)
FREE THROW ATTEMPTS	8	SMU (01/28/20)
	9	at UCF (01/11/20)
FREE THROW PERCENTAGE	.313 (5-16)	at East Carolina (02/16/20)
	.455 (5-11)	TULSA (01/08/20)
REBOUNDS	28	at Wichita St. (02/06/20)
	29	at Temple (01/22/20)
ASSISTS	7	vs Illinois State (11/22/19)
	7	at Houston (03/01/20)
STEALS	2	TENNESSEE (12/18/19)
	4	vs Illinois State (11/22/19)
	4	HOUSTON (02/01/20)
BLOCKED SHOTS	1	at Ohio St. (11/06/19)
	2	TENNESSEE (12/18/19)
	2	MEMPHIS (02/13/20)
	2	at Houston (03/01/20)
TURNOVERS	7	vs Iowa (12/21/19)
	9	at Wichita St. (02/06/20)
FOULS	11	ALABAMA A&M (11/14/19)
	11	COLGATE (12/14/19)



2019-20 Cincinnati Basketball
Cincinnati High/Low Analysis (as of Mar 01, 2020)
All games



Opponent - GAME LOWS

POINTS	43	SMU (01/28/20)
	44	TULSA (01/08/20)
	51	UCONN (01/01/20)
	53	ALABAMA A&M (11/14/19)
	54	at UCF (01/11/20)
FIELD GOALS MADE	14	SMU (01/28/20)
	18	UCONN (01/01/20)
FIELD GOAL ATTEMPTS	45	at UCF (01/11/20)
	49	at Ohio St. (11/06/19)
FIELD GOAL PERCENTAGE	.259 (14-54)	SMU (01/28/20)
	.313 (21-67)	ALABAMA A&M (11/14/19)
3 PT FIELD GOALS MADE	0	TULSA (01/08/20)
	1	at UCF (01/11/20)
3 PT FG ATTEMPTS	9	at UCF (01/11/20)
	14	at Temple (01/22/20)
	14	at East Carolina (02/16/20)
3 PT FG PERCENTAGE	.000 (0-17)	TULSA (01/08/20)
	.111 (1-9)	at UCF (01/11/20)
FREE THROWS MADE	5	ALABAMA A&M (11/14/19)
	5	vs Illinois State (11/22/19)
	5	at Wichita St. (02/06/20)
FREE THROW ATTEMPTS	8	ALABAMA A&M (11/14/19)
	8	COLGATE (12/14/19)
	8	at Wichita St. (02/06/20)
FREE THROW PERCENTAGE	.500 (6-12)	TULSA (01/08/20)
	.556 (5-9)	vs Illinois State (11/22/19)
REBOUNDS	21	TENNESSEE (12/18/19)
	22	at UCF (01/11/20)
ASSISTS	8	COLGATE (12/14/19)
	8	at Tulane (01/04/20)
STEALS	2	at Ohio St. (11/06/19)
	3	UNLV (11/30/19)
	3	vs Iowa (12/21/19)
	3	SMU (01/28/20)
	3	HOUSTON (02/01/20)
BLOCKED SHOTS	1	ALABAMA A&M (11/14/19)
	1	vs Illinois State (11/22/19)
	1	UNLV (11/30/19)
	1	UCF (02/19/20)
TURNOVERS	9	HOUSTON (02/01/20)
	10	at Tulane (01/04/20)
	10	at Wichita St. (02/06/20)
FOULS	11	SMU (01/28/20)
	13	TULSA (01/08/20)
	13	at UCF (01/11/20)
	13	at Memphis (01/16/20)



Official Basketball Box Score -- Game Totals -- Final Statistics

South Fla. vs Cincinnati

01/15/19 7:00 pm at Fifth Third Arena (Cincinnati, Ohio)



South Fla. 74 • 12-5, 2-3

##	Player		Total	3-Ptr	Rebounds					PF	TP	A	TO	Blk	Stl	Min
			FG-FGA	FG-FGA	FT-FTA	Off	Def	Tot								
04	Michael Durr	f	2-2	0-0	6-8	1	8	9	2	10	0	1	2	0	30	
10	Alexis Yetna	f	3-8	0-2	6-6	2	2	4	4	12	1	5	0	0	38	
00	David Collins	g	3-8	1-2	3-4	0	0	0	4	10	4	4	0	1	23	
03	Laquincy Rideau	g	9-17	2-5	6-6	1	2	3	5	26	4	3	0	2	34	
13	Justin Brown	g	3-6	2-5	0-0	1	0	1	5	8	1	2	0	0	25	
01	Xavier Castaneda		1-5	0-2	1-2	1	0	1	1	3	2	1	0	1	23	
05	Rashun Williams		0-0	0-0	0-0	0	0	0	0	0	0	0	0	0	0+	
20	Mayan Kiir		1-1	0-0	0-0	1	0	1	3	2	0	3	0	0	7	
23	T.J. Lang		1-2	1-2	0-0	1	0	1	2	3	1	0	0	0	15	
34	Antun Maricevic		0-0	0-0	0-0	1	0	1	0	0	0	1	0	0	5	
Team						3	3	6			1					
Totals			23-49	6-18	22-26	12	15	27	26	74	13	21	2	4	200	

FG % 1st Half: 10-25 40.0% 2nd half: 13-24 54.2% Game: 23-49 46.9%
 3FG % 1st Half: 3-7 42.9% 2nd half: 3-11 27.3% Game: 6-18 33.3%
 FT % 1st Half: 8-8 100.0 2nd half: 14-18 77.8% Game: 22-26 84.6%

Deadball
Rebounds
3,4

Cincinnati 82 • 15-3, 4-1

##	Player		Total	3-Ptr	FT-FTA	Rebounds			PF	TP	A	TO	Blk	Stl	Min
			FG-FGA	FG-FGA		Off	Def	Tot							
13	SCOTT, Tre	f	4-5	0-0	4-4	1	3	4	3	12	0	0	1	2	31
33	BROOKS, Nysier	c	2-3	0-0	6-7	2	4	6	4	10	1	1	2	0	20
02	WILLIAMS, Keith	g	4-7	2-2	1-1	2	0	2	3	11	0	1	2	1	29
03	JENIFER, Justin	g	2-8	2-5	4-4	0	2	2	3	10	2	2	0	2	25
34	CUMBERLAND, Jarron	g	9-20	2-7	14-16	0	2	2	2	34	3	4	0	4	39
00	JOHNSON, Logan		0-0	0-0	0-0	0	0	0	0	0	1	1	0	0	5
05	MOORE, Trevor		0-2	0-2	0-0	1	1	2	1	0	2	0	0	0	10
10	FREDERICKS, Rashawn		0-0	0-0	0-0	0	0	0	0	0	0	0	0	1	5
15	BROOME, Cane		1-4	1-2	0-0	0	1	1	2	3	5	1	0	0	17
20	DIARRA, Mamoudou		0-1	0-0	0-0	0	0	0	0	0	0	0	0	0	3
22	NSOSEME, Eliel		1-1	0-0	0-0	1	1	2	1	2	0	0	4	2	16
Team						1	1	2			1				
Totals			23-51	7-18	29-32	8	15	23	19	82	14	11	9	12	200

FG % 1st Half: 14-29 48.3% 2nd half: 9-22 40.9% Game: 23-51 45.1%
 3FG % 1st Half: 6-12 50.0% 2nd half: 1-6 16.7% Game: 7-18 38.9%
 FT % 1st Half: 9-10 90.0% 2nd half: 20-22 90.9% Game: 29-32 90.6%

Deadball
Rebounds
4

Officials: Mark Schnur, William Covington, Lee Cassell
 Technical fouls: South Fla.-None. Cincinnati-TEAM 2.
 Attendance: 10347

Score by periods	1st	2nd	Total
South Fla.	31	43	74
Cincinnati	43	39	82

	In	Off	2nd	Fast	
Points	Paint	T/O	Chance	Break	Bench
USF	30	14	16	16	8
CIN	26	30	9	12	5

Last FG - USF 2nd-00:05, CIN 2nd-02:39.
 Largest lead - USF by 6 1st-14:41, CIN by 14 1st-01:15.

Score tied - 3 times.
 Lead changed - 2 times.