

#PONYUPDALLAS, #PONYUP

@SMU\_FOOTBALL, @SMUMUSTANGS,  
@COACHDYKESMU

f /SMUFOOTBALL, /SMUMUSTANGS

@SMUF8, @SMU.MUSTANGS

SMU

FOOTBALL  
2020 GAME NOTES[16/16] SMU  
MUSTANGS

5-0, 2-0 AMERICAN

US

[9/10] CINCINNATI  
BEARCATS

3-0, 1-0 AMERICAN

SATURDAY, OCT. 24, 2020 - 8 P.M. CT  
DALLAS, TEXAS

GERALD J. FORD STADIUM - TV: ESPN2 - RADIO: KTCK 96.7 FM/1310 AM

SERIES: Fifth Meeting (SMU trails 3-1)

TV: ESPN2

Beth Mowins (PxP), Kirk Morrison (Analyst), Kris Budden (Sideline)

RADIO: SMU Radio Network (KTCK 96.7FM / 1310AM) | Sirius/X, 108/202

Available on the TuneIn App (Search SMU) / SMU Mobile App

Rich Phillips (PxP), Scott Garner (Analyst), Steve Lansdale (Sideline)

## SETTING THE SCENE

- No. 16 SMU hosts No. 9 Cincinnati in a Homecoming match-up on Saturday at 8 p.m. on ESPN2.
- Following a 37-34 overtime win at Tulane, SMU moved up to No. 16 in both polls.
- This will be the first AP Top-25 match-up in Ford Stadium. SMU was ranked 19/19 when it hosted Temple in 2019, which was receiving votes in the AP poll and ranked 25th in the Coaches Poll. This will be the fourth top-10 team to visit Ford Stadium (No. 4 TCU, 2010; No. 4 Baylor, 2015; No. 6 Texas A&M, 2014).
- SMU is 5-0 for the second straight season after starting 8-0 in 2019, and is 15-3 in its last 18 games. The Mustangs are looking to start 6-0 in consecutive seasons for the first time since back-to-back National Championship seasons in 1981 and 1982.
- Chris Naggar was named the American Athletic Conference Special Teams Player of the Week for the fourth time this season, while Shane Buechele was named to the Weekly Honor Roll. Naggar hit the game-winning field goal (34 yards) in overtime against Tulane and also connected on FGs of 48 and 33 yards, while going a perfect 4-4 on PATs. Buechele was 23-37 for 384 yards with a pair of TDs in the win. Danny Gray picked up honorable mention accolades from the Earl Campbell Tyler Rose Award.
- Ulysses Bentley IV leads the Mustangs with 506 rushing yards and eight touchdowns through the first five games of 2020 and was named to the FWAA Freshman All-American Watch List.

## THE SERIES

This is the fifth meeting between SMU and Cincinnati, with the Bearcats holding the 3-1 all-time advantage. The Mustangs' last win came in 2017, a 31-28 overtime victory on the road. The last two meetings were decided in overtime, with Cincinnati winning, 26-20, in Dallas in 2018.

## ABOUT THE BEARCATS

No. 9/10 Cincinnati is 3-0 overall and 1-0 in conference play heading into Saturday's game. The Bearcats have a top-25 win over Army and defeated USF in its only AAC game this season. The Bearcats' game at Tulsa last week was postponed due to positive COVID-19 cases.

## THE COACHES

- Sonny Dykes is in his third year on the Hilltop and is 20-11 as head coach of the Mustangs. In 2019, Dykes led SMU to an historic season that saw the Mustangs go 10-3, winning the most games since 1984 and earning their highest national ranking (15/14) since 1985. He was named one of nine finalists for the 2019 Eddie Robinson Coach of the Year Award by the FWAA and one of 10 finalists for the Paul "Bear" Bryant Award. He was also a semifinalist for the George Munger Coach of the Year Award and was on the watch list for the Dodd Trophy Coach of the Year Award. Prior to his time at SMU, Dykes spent four seasons at Cal (2013-16) and three seasons at Louisiana Tech (2010-12). Dykes' career record stands at 61-56.
- Luke Fickell is in his fourth season as head coach at Cincinnati and is 29-13 with the Bearcats. The 2018 American Athletic Conference Coaches of the Year has led Cincinnati to back-to-back 11 win seasons 2018 and 2019. He is 35-20 in five seasons as a head coach.

## SMU MUSTANGS

## 2020 SCHEDULE

9/5	at Texas State (ESPN)	W, 31-24
9/11	at [rv/rv] TCU	Postponed
9/19	at [rv/rv] North Texas (CBSSN)	W, 65-35
9/26	STEPHEN F. AUSTIN (ESPN+)	W, 50-7
10/3	[25/24] MEMPHIS * (ESPN2)	W, 30-27
10/16	at Tulane * (ESPN)	W, 37-34 (OT)
10/24	[9/10] CINCINNATI * (ESPN2)	8 p.m.
10/31	NAVY * (ESPN2)	6:30 p.m.
11/5	at Temple * (ESPN2)	6:30 p.m.
11/14	at [rv/rv] Tulsa *	TBD
11/21	HOUSTON *	TBD
11/28	at ECU *	TBD

HOME | Away | \* Conference game | All Times Central | Rankings: AP/Coaches

## 2020 TEAM LEADERS

PASSING	G	CMP-ATT-I	PCT	YDS	TD	AVG/G
BUECHELE, Shane	5	119-177-2	67.2	1710	12	342.0

RUSHING	G	ATT	NET	AVG	TD	AVG/G
BENTLEY IV, Ulysses	5	74	506	6.8	8	101.2
McDANIEL, TJ	4	60	297	4.9	1	74.2
LAVINE, Tyler	4	24	93	3.9	0	23.2

RECEIVING	G	No.	Yds	AVG	TD	AVG/G
RICE, Rashee	5	24	411	17.1	1	82.2
ROBERSON JR., Reggie	4	22	474	21.5	5	118.5
GRAY, Danny	5	19	331	17.4	4	66.2
GRANSON, Kylen	5	17	229	13.5	2	45.8
PAGE, Tyler	4	14	163	11.6	0	40.8

TACKLES	G	Tkls	TFL	Sacks	Int	BRUP	QBH	FF
ROBINSON, Delano	5	36	2.0	2.0	-	-	-	-
McBRYDE, Richard	5	30	5.0	1.0	-	1	-	-
CROMARTIE, Chase	5	22	-	-	-	1	-	1
STEPHENS, Brandon	5	21	1.0	-	1	7	1	-
CLAY, Donald	5	19	1.0	-	-	1	-	-
DENBOW, Trevor	5	18	2.0	-	1	-	1	2

## CINCINNATI BEARCATS

## 2020 SCHEDULE

9/19	AUSTIN PEAY	W, 55-20
9/26	[22/rv] ARMY	W, 24-10
10/3	USF *	W, 28-7
10/24	at [16/16] SMU *	8 p.m.
10/31	[rv/rv] MEMPHIS *	11 a.m.
11/7	HOUSTON *	TBD
11/13	ECU *	6:30 p.m.
11/21	at [rv/rv] UCF *	TBD
11/28	at Temple *	TBD
12/5	at [rv/rv] Tulsa *	TBD

HOME | Away | \* Conference game | All Times Central | Rankings: AP/Coaches

## 2020 TEAM LEADERS

PASSING	G	CMP-ATT-I	PCT	YDS	TD	AVG/G
RIDDER, Desmond	3	47-78-4	60.3	597	6	199.0

RUSHING	G	ATT	NET	AVG	TD	AVG/G
DOAKS, Gerrid	3	42	145	3.5	4	48.3
McCLELLAND, C.	3	19	110	5.8	0	36.7
FORD, Jerome	3	24	87	3.6	2	29.0
RIDDER, Desmond	3	15	71	4.7	0	23.7

RECEIVING	G	No.	Yds	AVG	TD	AVG/G
YOUNG, Michael	3	9	82	9.1	1	27.3
JACKSON, J.	3	8	132	16.5	0	44.0
LABELLE, Bruno	3	7	47	6.7	1	15.7
DOAKS, Gerrid	3	6	130	21.7	2	43.3

TACKLES	G	Tkls	TFL	Sacks	Int	BRUP	QBH	FF
WHITE, Jarell	3	31	3.5	-	-	-	1	-
BEAVERS, D.	3	15	0.5	-	1	-	1	-
WIGGINS, James	3	15	-	-	-	3	-	-
GARDNER, Ahmad	3	12	-	-	2	3	-	-
PONDER, Elijah	3	11	2.5	1.0	-	-	-	1
SANDERS, Myjal	3	11	4.0	2.5	-	1	1	-
PITTS, Michael	3	10	0.5	-	-	-	-	1

## QUICK HITS

- The Mustangs currently rank fourth nationally in total offense (563.2), fifth in passing offense (359.2), sixth in total first downs (129) and seventh in scoring offense (42.6).
- SMU had 3 100-yard receivers in last week's win over Tulane (Rice 139, Gray 133, Page 101).
- Sonny Dykes (20-11) is the fourth Mustang head coach to win 20 games in his first three seasons at the helm of the program (Matty Bell, Ray Morrison & Bobby Collins).
- Ulysses Bentley IV ranks in the top 10 nationally in rushing TDs (2nd, 8), total TDs, (4th, 8), rushing yards (6th, 506) and yards per carry (8th, 6.84).
- Shane Buechele is second nationally in passing yards (1,710), fifth in passing yards/game (342.0) and seventh in passing TDs (12) and total offense (349.8).
- Brandon Crossley has had an interception in three straight games and is tied for the national lead (3).
- SMU's defense ranks in the top-10 nationally in passes intercepted (7th, 6), fumbles recovered (9th, 4) and turnovers gained (9th, 10).
- The Mustangs sold out their first two home games, announcing an attendance of 7,898. Gerald J. Ford Stadium is at 25% capacity of its 32,000 for 2020.

## MEDIA INFORMATION

For all media information, including credential application information and more, visit:

[SMUMUSTANGS.COM/MEDIA](http://SMUMUSTANGS.COM/MEDIA)

### SMU ATHLETICS PUBLIC RELATIONS

Lindsey Olsen: Associate Director/Football Contact  
Office: 214-768-4970/Cell: 847-344-0389  
E-mail: [lmolsen@smu.edu](mailto:lmolsen@smu.edu)

Brad Sutton: Sr. Associate A.D.  
Office: 214-768-1651/Cell: 214-914-8705  
E-mail: [bsutton@smu.edu](mailto:bsutton@smu.edu)

Herman Hudson: Director  
Office: 214-768-1304/Cell: 214-924-0358  
E-mail: [hermanh@smu.edu](mailto:hermanh@smu.edu)

Main Public Relations Office: 214-768-2883  
Ford Stadium Press Box: 214-768-7730  
Athletics Website: [SMUMustangs.com](http://SMUMustangs.com)  
Twitter: @SMUMustangs, @SMU\_Football  
Facebook: /SMUMustangs, /SMUFootball  
Instagram: @SMU.Mustangs, @smufb

The Official Mobile App of the Mustangs is now available. Download the app & set your notification preferences for your favorite teams.

[SMUMUSTANGS.COM/APP](http://SMUMUSTANGS.COM/APP)

### POSTGAME PROCEDURES

The SMU locker room will be closed to the media. Please ask a member of the SMU public relations staff prior to the game about updated postgame procedures.

### WEB SITE/E-MAIL

All SMU notes, releases, rosters and stats can be accessed at [SMUMustangs.com](http://SMUMustangs.com). If you wish to be added to the e-mail distribution list, please email [athleticscredentials@smu.edu](mailto:athleticscredentials@smu.edu).

## collegepressbox.com

CollegePressBox.com is the official media website for Division I football. Access and download weekly game notes, quotes, statistics, media guides, headshots, logos and more for each conference and its member schools. Register for access at [collegepressbox.com/register](http://collegepressbox.com/register).

## LAST TIME VS. CINCINNATI

**DALLAS (AP)** -- James Wiggins returned an interception 86 yards for a touchdown in overtime, giving Cincinnati a 26-20 win over Southern Methodist on Oct. 27, 2018.

SMU's Ben Hicks threw over the middle early in overtime and Wiggins stepped in front of the intended receiver for the interception, then ran 86 yards untouched for the winning score.

Cincinnati trailed 20-17 when Cole Smith booted a 41-yard field goal as regulation expired, forcing the overtime.

Desmond Ridder had 352 yards and two touchdowns passing for the Bearcats (7-1, 3-1 American Athletic Association). Khalil Lewis caught both scores and had 174 yards receiving.

Ridder capped the first drive of the game with a 32-yard touchdown pass to Lewis who had to fully extend himself in stride to make the catch.

The Bearcats went on to lead 17-14 at halftime but fell behind 20-17 in the fourth quarter on a pair of Kevin Robledo field goals.

Hicks finished with 328 yards passing and a pair of touchdowns for the Mustangs (3-5, 2-2).

### SCORING SUMMARY

Cincinnati	7	0	10	3	6	26
SMU	7	0	7	6	0	20

Qtr	Time	Scoring play
1st	13:37	CIN - LEWIS, K. 32 yd pass from RIDDER, D. (SMITH, C. kick)
	11:46	SMU - ROBERSON, Jr., R. 8 yd pass from HICKS, B. (ROBLEDO, K. kick)
3rd	13:13	CIN - LEWIS, K. 32 yd pass from RIDDER, D. (SMITH, C. kick)
	6:37	CIN - SMITH, C. 24 yd field goal
	4:05	SMU - ROBERSON, Jr., R. 22 yd pass from HICKS, B. (ROBLEDO, K. kick)
4th	12:46	SMU - ROBLEDO, K. 20 yd field goal
	4:23	SMU - ROBLEDO, K. 36 yd field goal
	0:00	CIN - SMITH, C. 41 yd field goal
OT	15:00	CIN - WIGGINS, J. 86 yd interception return

	CIN	SMU
FIRST DOWNS	25	13
RUSHES-YARDS (NET)	39-125	24-23
PASSING YDS (NET)	352	328
Passes Att-Comp-Int	50-33-2	43-22-1
TOTAL OFFENSE PLAYS-YARDS	89-477	67-351
Fumble Returns-Yards	0-0	0-0
Punt Returns-Yards	1-31	2-38
Kickoff Returns-Yards	3-68	2-40
Interception Returns-Yards	1-86	2-7
Punts (Number-Avg)	4-48.0	9-40.0
Fumbles-Lost	1-1	0-0
Penalties-Yards	6-51	7-72
Possession Time	33:39	26:21
Third-Down Conversions	9 of 19	3 of 17
Fourth-Down Conversions	0 of 3	1 of 1
Red-Zone Scores-Chances	1-3	4-4
Sacks By: Number-Yards	2-15	3-33

All-Time vs. Cincinnati (1-3)		
2013	L	28-25
2014^	L	3-41
2017	W (OT)	31-28
2018^	L (OT)	20-26
^Denotes SMU home game		

**RUSHING:** CIN-WARREN, Michael 14-67; RIDDER, Desmond 17-47; MCCLELLAND, C. 6-11; TEAM 2-0. SMU-WEST, Braeden 11-16; FREEMAN, Ke'Mon 4-15; JONES, Xavier 3-5; BROWN, William 1-0; ROBERSON, Jr., R. 1-minus 6; HICKS, Ben 4-minus 7.

**PASSING:** CIN-RIDDER, Desmond 33-50-2-352. SMU-HICKS, Ben 22-43-1-328.

**RECEIVING:** CIN-LEWIS, Kahlil 12-174; WARREN, Michael 6-45; GEDDIS, Thomas 5-38; MEDARIS, Rashad 4-56; DE-GUARA, Josiah 3-22; MCCLELLAND, C. 2-12; JACKSON, J. 1-5. SMU-ROBERSON, Jr., R. 7-147; PROCHE, James 6-72; WEST, Braeden 3-54; SANDERS, CJ 2-17; GAILLIARD, Myron 2-14; BELL, Judah 1-13; JONES, Xavier 1-11.

## HOT START

The Mustangs have been leading or tied after the first quarter in 16 of the past 17 games, and are outscoring opponents 70-10 after the first 15 minutes. SMU has also been leading or tied at halftime in 14 of the past 17. The Mustangs only trailed for the first time in last week's game at Tulane.

SMU open the 2019 season 8-0 for the first time since 1982, and outscored opponents 86-20, while outgaining them 1,165-462 (145.66-57.75) in the first quarter. At the half, SMU outscored opponents 176-86 and outgained them 2,155-1,253 (269.38-156.63).

## WATCH US

Five Mustangs are on national Watch Lists for the 2020 season led by quarterback Shane Buechele, who is listed on the Maxwell, Wuerffel, Davey O'Brien, Manning Award and CFPA Lists. Reggie Roberson, Jr., joins Buechele on the Maxwell list, while also making the Biletnikoff Award list with tight end Kylen Granson. Jaylon Thomas has been recognized by the Outland Trophy Award, and Alan Ali is listed on the Rimington Trophy Watch List. Buechele, Roberson, Jr., and Granson are all members of the Earl Campbell Tyler Rose Award Watch List.

## SMU'S RECORD WHEN...

	Overall		AAC	
	W	L	W	L
Record	5	0	2	0
Home	2	0	1	0
Road	3	0	1	0
Neutral	0	0	0	0
Overtime	1	0	1	0
Night Game (6pm)	1	0	0	0
Day Game	4	0	2	0
Grass	0	0	0	0
Turf	5	0	2	0
Scores First	4	0	1	0
Opponent Scores First	1	0	1	0
Leads after 1st Qtr.	4	0	2	0
Trails 1st Qtr.	0	0	0	0
Tied after 1st Qtr.	1	0	0	0
Leads at half	3	0	1	0
Trails at half	0	0	0	0
Tied at half	2	0	1	0
Leads after 3rd Qtr.	4	0	1	0
Trails after 3rd Qtr.	0	0	0	0
Tied after 3rd Qtr.	1	0	1	0
Scores less than 10	0	0	0	0
Scores 10-19	0	0	0	0
Scores 20-29	0	0	0	0
Scores 30-39	3	0	2	0
Scores 40+	2	0	0	0
Opp. Scores less than 10	1	0	0	0
Opp. Scores 10-19	0	0	0	0
Opp. Scores 20-29	2	0	1	0
Opp. Scores 30-39	2	0	1	0
Opp. Scores 40+	0	0	0	0
Margin is 3 pts or less	2	0	2	0
Margin is 7 pts or less	1	0	0	0
Margin is 8-14 pts	0	0	0	0
Margin is 15-20 pts	0	0	0	0
Margin is 21+ pts	2	0	0	0
Has 0 turnovers	2	0	0	0
Has 1-2 turnovers	2	0	2	0
Has 3+ turnovers	1	0	0	0
Opp. Has 0 turnovers	0	0	0	0
Opp. has 1-2 turnovers	4	0	1	0
Opp. has 3+ turnovers	1	0	1	0
Positive TO margin	3	0	1	0
Negative TO margin	1	0	0	0
TOs are even	1	0	1	0
Less than 300 total yards	0	0	0	0
300-399 total yards	0	0	0	0
400+ total yards	5	0	2	0
Opp. has less than 300 total yards	1	0	0	0
Opp. has 300-399 total yards	1	0	1	0
Opp. has 400+ total yards	3	0	1	0
More total yards	5	0	2	0
Less total yards	0	0	0	0
Has less than 100 yds rushing	1	0	1	0
Has 100+ yds rushing	4	0	1	0
Opp. has less than 100 yds rushing	1	0	0	0
Opp. has 100+ yds rushing	4	0	2	0
Has less than 200 yds passing	1	0	0	0
Has 200-299 yds passing	1	0	0	0
Has 300+ yds passing	3	0	2	0
Opp. has less than 200 yds passing	2	0	1	0
Opp. has 200-299 yds passing	2	0	1	0
Opp. has 300+ yds passing	1	0	0	0
Plays AP ranked opp.	1	0	1	0
Plays opponent receiving votes	0	0	0	0
Has player with 100+ yds rushing	3	0	0	0
Opp. has player with 100+ yds rushing	3	0	1	0
Has player with 100+ yds receiving	4	0	2	0
Opp. has player with 100+ yds receiving	0	0	0	0
Has player with 300+ yds passing	4	0	2	0
Opp. has player with 300+ yds passing	0	0	0	0

## NATIONAL RANKINGS

Team	TEAM		
	NCAA	AAC	Avg./#
3rd Down Conversion Pct	9	2	0.533
3rd Down Conversion Pct Def	48	6	0.430
4th Down Conversion Pct	55	9	0.400
4th Down Conversion Pct Def	12	2	0.364
Blocked Kicks	13	2	1
Blocked Kicks Allowed	44	7	1
Blocked Punts	5	1	1
Blocked Punts Allowed	1	1	0
Completion Percentage	12	3	0.678
Fewest Penalties	58	9	35
Fewest Penalties Per Game	50	5	7.00
Fewest Penalty Yards	58	9	307
Fewest Penalty Yards Per Game	49	5	61.40
First Downs Defense	60	8	110
First Downs Offense	6	1	129
Fumbles Lost	60	8	4
Fumbles Recovered	9	3	4
Kickoff Return Defense	19	4	17.73
Kickoff Returns	40	6	20.21
Net Punting	66	10	34.60
Passes Had Intercepted	14	1	2
Passes Intercepted	7	2	6
Passing Offense	5	2	359.2
Passing Yards Allowed	38	6	237.0
Passing Yards per Completion	14	3	14.72
Punt Return Defense	24	5	3.83
Punt Returns	25	3	10.75
Red Zone Defense	22	3	0.789
Red Zone Offense	18	5	0.929
Rushing Defense	47	6	170.4
Rushing Offense	19	3	204.0
Sacks Allowed	31	6	1.80
Scoring Defense	27	3	25.4
Scoring Offense	7	2	42.6
Tackles for Loss Allowed	38	4	6.00
Team Passing Efficiency	7	1	171.37
Team Passing Efficiency Def	25	4	124.12
Team Sacks	18	4	3.00
Team Tackles for Loss	14	5	8.0
Time of Possession	36	5	30:27
Total Defense	42	6	407.4
Total Offense	4	3	563.2
Turnover Margin	17	3	0.80
Turnovers Gained	9	2	10
Turnovers Lost	40	6	6
Winning Percentage	1	1	1.000

Category (#)	Player	INDIVIDUAL		
		NCAA	AAC	Avg./#
All Purpose	Reggie Roberson, Jr.	16	2	142.25
	Danny Gray	39	7	113.40
	Ulysses Bentley IV	45	9	109.40
Combined Kick Returns	Danny Gray	19	4	206
	Reggie Roberson, Jr.	57	8	95
Completion Percentage	Shane Buechele	14	3	0.672
Completions Per Game	Shane Buechele	10	4	23.80
	Tyler Page	99	13	0.25
Field Goal Percentage	Chris Naggar	14	2	0.833
Field Goals Per Game	Chris Naggar	4	2	2.00
Forced Fumbles	Trevor Denbow	24	7	0.40
Fumbles Recovered	Chevin Calloway	9	3	1
	Elijah Chatman	9	3	1
	Shaine Hailey	9	3	1
	Tyler Lavine	9	3	1
Interceptions Per Game	Brandon Crossley	10	4	0.6
Kickoff Returns	Danny Gray	33	5	20.0
Passes Defended	Brandon Stephens	11	3	1.6
Passing Efficiency	Shane Buechele	11	1	168.5
Passing TDs	Shane Buechele	7	3	12
Passing Yards	Shane Buechele	2	2	1,710
Passing Yards Per Game	Shane Buechele	5	3	342.0
	Tyler Page	89	13	13.8
Passing Yards per Completion	Shane Buechele	16	3	14.37
Points Responsible For	Shane Buechele	9	3	78
	Chris Naggar	25	4	55
	Ulysses Bentley IV	36	5	48
	Danny Gray	69	9	36
Points Responsible For/Game	Shane Buechele	17	5	15.6
	Chris Naggar	54	10	11.0
	Ulysses Bentley IV	71	12	9.6
Receiving TDs	Reggie Roberson, Jr.	5	1	5
	Danny Gray	11	2	4
	Kylen Granson	68	9	2
Receiving Yards	Reggie Roberson, Jr.	9	3	474
	Rashee Rice	20	4	411
	Danny Gray	30	5	331
	Kylen Granson	82	8	229
Receiving Yards Per Game	Reggie Roberson, Jr.	8	3	118.5
	Rashee Rice	28	5	82.2
	Danny Gray	53	9	66.2
Receptions Per Game	Reggie Roberson, Jr.	33	7	5.5
	Rashee Rice	53	11	4.8
	Danny Gray	92	16	3.8
Rush Yards Per Carry	Ulysses Bentley IV	8	1	6.84
	TJ McDaniel	49	7	4.95
Rushing TDs	Ulysses Bentley IV	2	1	8
Rushing Yards	Ulysses Bentley IV	6	1	506
	TJ McDaniel	47	7	297
Rushing Yards Per Game	Ulysses Bentley IV	18	2	101.2
	TJ McDaniel	45	6	74.3
Sacks	Elijah Chatman	65	9	0.60
Scoring	Chris Naggar	12	2	11.0
	Ulysses Bentley IV	22	4	9.6
	Reggie Roberson, Jr.	47	9	7.5
	Danny Gray	66	11	7.2
Total Interceptions	Brandon Crossley	1	1	3
	Trevor Denbow	45	8	1
	Jimmy Phillips, Jr.	45	8	1
	Brandon Stephens	45	8	1
Total Offense	Shane Buechele	7	3	349.8
	Ulysses Bentley IV	93	11	101.2
Total Points Scored	Chris Naggar	3	1	55
	Ulysses Bentley IV	7	2	48
	Danny Gray	27	5	36
	Reggie Roberson, Jr.	48	10	30
Total Tackles	Delano Robinson	91	16	7.2
Total Touchdowns	Ulysses Bentley IV	4	1	8
	Danny Gray	14	3	6
	Reggie Roberson, Jr.	24	6	5
Yards per Pass Attempt	Shane Buechele	13	2	9.66
Yards per Reception	Reggie Roberson, Jr.	12	4	21.55
	Danny Gray	34	9	17.42
	Rashee Rice	40	10	17.13





## THE AMERICAN STANDINGS & SCHEDULE

	League	Overall
	W-L	W-L
Navy	3-0	3-2
<b>SMU</b>	<b>2-0</b>	<b>5-0</b>
Cincinnati	1-0	3-0
Houston	1-0	1-1
Tulsa	1-0	1-1
Memphis	1-1	2-1
Temple	1-1	1-1
UCF	1-2	2-2
ECU	1-2	1-3
Tulane	0-3	2-3
USF	0-3	1-4

### THIS WEEK IN THE AMERICAN

FRIDAY, OCT. 23

Tulsa at USF \* 6:30 p.m., ESPN

SATURDAY, OCT. 17

Temple at Memphis \* 11 a.m., ESPN+

Tulane at UCF \* 1 p.m., ESPN2

Houston at Navy \* 2:30 p.m., CBSN

Cincinnati at SMU \* 8 p.m., ESPN2

\*All times CT

### THE AMERICAN BOWL GAMES

#### ANNUAL APPEARANCES

Military Bowl presented by Northrop Grumman  
(Annapolis, Maryland)

Fenway Bowl (Boston, Massachusetts)

#### FOUR SELECTIONS FROM THE FOLLOWING

Birmingham Bowl (Birmingham, Alabama)  
Bad Boy Mowers Gasparilla Bowl (Tampa, Florida)  
SERVPRO First Responder Bowl (Dallas, Texas)  
Cheribundi Boca Raton Bowl (Boca Raton, Florida)  
Frisco Bowl (Frisco, Texas)  
AutoNation Cure Bowl (Orlando, Florida)  
Myrtle Beach Bowl (Myrtle Beach, South Carolina)

## IN THE RANKINGS

	AP	COACHES
Preseason	RV	RV
Week 3	RV	RV
Week 4	RV	RV
Week 5	RV	RV
Week 6	18	21
Week 7	17	18
Week 8	16	16

Tyler Page (4-101). It was the first time since 2017 (C. Sutton, J. Proche, T. Quinn vs Tulsa) with three and second time this season with multiple (at UNT - Roberson, Jr. 9-103, Rice 5-102).

SMU is the only school in The American to have four players with 100-yard performances and is one of only two teams nationally (Alabama) to have three players rank in the top 30 in receiving yards - Roberson, Jr. (9th, 474), Rice (20th, 411), Gray (30th, 331).

### LET'S GET EXPLOSIVE

SMU is among national leaders in explosive plays.

Yards	No. of Plays	Yards	No. of Plays
20+	36	60+	5*
30+	21^	70+	3^
40+	13*	80+	2*
50+	8*		

\*leads nation ^second

### 500 CLUB

SMU registered 581 yards of total offense (439 passing, 142 rushing) in the win over Tulane, marking the fourth time this season and 10th time in the past 18 games with at least 500 yards.

#### 2020 Totals Over 500

Tulane - 581 yards (439 passing, 142 rushing)

No. 25/24 Memphis - 549 yards (474 passing, 75 rushing)

North Texas - 710 yards (344 passing, 366 rushing) Second most in a game at SMU

Texas State - 544 yards (367 passing, 177 rushing)

### SEEING RED

The Mustangs are 26-28 (93%) on the season (19 TDs, 7 FGs) in the red zone after going 5-5 at Tulane. SMU has been perfect three times this season (8-8 at UNT, 6-6 vs. SFA) after going perfect three times in 2019 (at USF, 5-5; at Memphis, 5-5; ECU 4-4). The 8-8 at North Texas was the most since going 7-7 at UConn in 2018.

### TEAM LEADERS

Shane Buechele, Reggie Roberson, Jr., Hayden Howerton, Delano Robinson and Brandon Stephens were selected by their teammates as captains for the 2020 season.

### FOR THE RECORD

The Mustangs set season records in scoring (544), scoring average (41.8), total yards (6,368), total yards per game (489.8), total plays (1,037), rushing TDS (35), total first downs (322) and total TDs (73), while tying the passing TDs record (35). On defense they set records for sacks (51) and TFLs (111).

### STREAKING

With the win over No. 25 TCU in 2019, SMU had its first five-game non-conference winning streak since 1984-85. The 1984 season was also the last time SMU went perfect in regular season, non-conference action and 1950 was the last time the Mustangs went 4-0 or better in regular season, non-conference action. The Mustangs' eight-game win streak to start the season was the longest since SMU won 10 straight in 1982. SMU's win over SFA brought the regular-season, non-conference win streak to eight straight, the most since a streak of 17 from 1979-85.

### HOME SWEET HOME

The Mustangs finished the 2019 season 6-0 at home, posting a perfect record at home for the first time since going 4-0 in 1968 when games were played at the Cotton Bowl. The Mustangs last went perfect on campus in 1939 when they were 5-0. SMU last won six games at home in 2017, finishing 6-1 overall.

SMU opened 2-0 at home in 2020 and announced back-to-back sellouts of 7,898 in games against SFA and Memphis. The Mustangs have now won eight consecutive home games.

### WHAT A RUSH

SMU set the single-season rushing touchdown record in 2019 with 35 and has 14 in 2020. Ulysses Bentley IV leads the way with eight, while five different Mustangs account for the others. Ulysses Bentley IV ranks in the top 10 nationally in rushing TDs (2nd, 8), total TDs, (4th, 8), rushing yards (6th, 506) and yards per carry (8th, 6.84).

Against UNT, Bentley IV posted the fourth-best, single-game rushing yardage performance in SMU history with 227 yards off 19 carries with three touchdowns.

The Mustangs had a pair of 100-yard rushers against SFA as TJ McDaniel joined Bentley IV with 104 yards. SMU also had five total rushing TDs with Danny Gray, Terrance Gipson and TaMerik Williams all posting their first career rushing TDs.

### CONSISTENCY IS KEY

The Mustangs returned four offensive linemen who started at least 12 each games in 2019 in Jaylon Thomas, Hayden Howerton, Alan Ali and Beau Morris. Senior Cobe Bryant also started six games for the Mustangs a season ago. The line helped the SMU offense to national rankings of seventh in scoring offense (41.8), ninth in total offense (489.8) and 13th in passing offense (309.0).

This season, The Mustangs currently rank fourth nationally in total offense (563.2), fifth in passing offense (359.2), sixth in total first downs (129) and seventh in scoring offense (42.6).

Thomas, Howerton, Ali and Morris have started all five games this season. Together, the group has a combined 105 starts.

### ON THE RECEIVING END

The Mustangs had three 100-yard receivers in the win over Tulane: Danny Gray (5-133, TD), Rashee Rice (7-139, TD) and

## CLUB TAKEAWAY

The Mustangs continue the party in 2020 with 10 takeaways after five games, including at least one in seven straight games and 27 of the past 29. SMU's 10 (6 INTs, 4 FRs) takeaways rank ninth nationally. Brandon Crossley had the most recent, his third interception in as many games, in overtime of the win at Tulane.

The defense posted a season-high four against No. 25 Memphis including interceptions from Trevor Denbow and Crossley and a forced fumble from Junior Aho.

Starting with SMU's game versus TCU in 2018, the Mustangs posted a 19-game takeaway streak that ended at Memphis in 2019. The streak was the second longest active streak in the nation at the time. Overall, the defense forced 21 takeaways in 2019 (9 INTs, 12 FRs), ranking them fourth in the American Athletic Conference and 34th nationally.

## GETTING DEFENSIVE

SMU registered a program-record 51 sacks and 111 tackles-for-loss in 2019. The 3.92 sacks ranked first in the nation, while the 8.5 TFLs were third. The Mustangs have 15 sacks and 40 TFLs in 2020.

- Delano Robinson leads the defense with 36 tackles and added his first two sacks of the season for nine yards in Saturday's win.
- Elijah Chatman is tied for the team lead with 5.0 TFLs for 24 yards after having just 3.5-9 in 2019.
- Brandon Crossley has had an interception in three straight games and is tied for the national lead (3).

## QB SHANE BUECHELE

Shane Buechele posted his 11th career 300-yard game at Tulane going 23-37 with 384 yards and a pair of touchdowns. He now has multiple TDs in 15 of the last 17 games and 46 career TDs at SMU (3rd), with 76 overall.

He registered a career-high 474 passing yards off 32 completions and added three TDs in the victory over No. 25 Memphis to earn Davey O'Brien National Quarterback of the Week and AAC Offensive Player of the Week honors, Honorable Mention accolades from the Earl Campbell Tyler Rose Award and a Manning Award Star of the Week nod. His 474 passing yards were the third most in a game at SMU, while his career-best 501 yards of total offense were second for a Mustang.

Buechele threw for 367 yards and one TD in the season opener against Texas State, and went on to earn National Performer of the Week honors from the CFPA for his week two performance, throwing for 344 yards and four TDs, while also adding 29 yards on the ground and a rushing TD.

Buechele has been named to the Maxwell, Manning, Davey O'Brien, CFPA Award, Earl Campbell Tyler Rose Award, Golden Arm Award and Wuerffel Trophy Watch Lists.

Buechele threw for 3,929 yards and 34 touchdowns in 2019, both SMU records.

### SMU CAREER 300-YD PASSING GAMES

1 Ben Hicks, 2016-18	12
2 Garrett Gilbert, 2012-13	9
Shane Buechele, 2019-	9

### SMU CAREER PASSING YARDS

1 Ben Hicks, 2016-18	9081
2 Chuck Hixson, 1968-70	7179
3 Garrett Gilbert, 2012-13	6460
4 Mike Ford, 1977-80	6239
5 Mike Romo, 1989-92	6041
6 Kyle Padron, 2009-11	5902
7 Ramon Flanigan, 1992-97	5640
8 Shane Buechele, 2019-	5639

### SMU CAREER TD PASSES

1 Ben Hicks, 2016-18	71
2 Justin Willis, 2006-08	51
3 Shane Buechele, 2019-	46

### FBS Career Active Marks

1 Completions	829
1 Passing Yards	10,275
2 Total Offense	10,677
3 Passing TDs	76
4 Total TDs	83



Shane Buechele became the first Mustang to make the cover since Lance McIlhenny in 1983.

## BUECHELE RAISES \$50,000 FOR CITY OF DALLAS COVID-19 ASSISTANCE FUND



Shane Buechele and his girlfriend, Paige Vasquez, raised \$50,000 for the Mayor's Disaster Relief Fund for COVID-19. Back in April the couple decided to start a GoFundMe account so that they could give back to the place they call home.

"I was impressed with Shane Buechele's performance on the field last season for SMU, but I am far more impressed with his commitment to his community here in the city of Dallas," said Mayor Eric

Johnson. "Dallas is a resilient city. We will recover from COVID-19, and the funds raised by Shane and Paige will help us get there."

Their GoFundMe account was created to help the city during this time of uncertainty. The pair felt that they could team up and use their voices to rally support and give back to their community.

"Dallas is home. I grew up here," Buechele said. "It's been amazing to see how many people have sent in donations. Everyone wants to help and give back in some way and I'm glad they're able to do that through the donation page Paige and I started."

## TEXAS TIES

Shane Buechele isn't the only Texas transfer who has found success with the Mustangs. In two seasons on the Hilltop, quarterback Garrett Gilbert (2012-13) ranked second all-time at SMU in 300-yard passing games (9), third in career yardage (6,460) and completions (603) and tied for fifth in touchdown passes (36). Also joining the Mustangs this year is former Longhorn Chris Naggar.

## THE SPECIALIST

Chris Naggar picked up his third American Athletic Conference Special Teams Player of the Week honor after the win over Memphis. Naggar went 3-for-3 on field goals, including the game-winner from 43 yards with nine seconds left in the fourth quarter. He was also 3-for-3 on PATs, added four touchbacks off seven kickoffs for 455 yards and four punts for 183 yards with two inside the 20 and two of 50-plus.

He made it back-to-back on game winners with a 34-yarder in OT at Tulane.

Naggar is 10-for-12 on the season for field goals, 25-of-26 on PATs and has 23 touchbacks on 37 kickoffs for 2,342 yards. He started the season 8-8 before missing a 45-yard FG attempt.

### SMU CONSECUTIVE FGs MADE

1 Chris McMurtry, 2005	17
2 Roy Rios, 1997	10
Brandy Brownlee, 1985-86	10
Chase Hover, 2013	10
5 Eddie Garcia, 1981	9
Chase Hover, 2012	9
7 Daniel Hernandez, 1996	8
Chris Naggar, 2020	8

## DYNAMIC DUO

Shane Buechele and Reggie Roberson, Jr., combined for 7,334 career yards, and have connected on 1,389 yards between the pair at SMU. The duo was named the best quarterback/wide receiver duo in the state of Texas by Dave Campbell Texas Football. Following the win over No. 25 Memphis, Buechele was named the Davey O'Brien Award National Quarterback of the Week and Roberson, Jr., was named the Earl Campbell Tyler Rose Award National Player of the Week.

## QB GRAY\_S

In the win over Tulane, Danny Gray posted a receiving and rushing TD for the second time this season (SFA), and he now has a receiving TD in four straight games. His 32-yard rushing TD was a career-long run, while his 133 receiving yards were also a career-high. Gray's yards per catch (26.6) ranked second nationally in week seven.

Gray added 43 yards off kick returns for 208 all-purpose yards.

For his efforts, he was named to the Earl Campbell Tyler Rose Weekly Honor Roll.

## THE KING REGGIE

Reggie Roberson, Jr., suffered a season-ending knee injury in the Oct. 3 game against Memphis.

A Biletnikoff Watch List honoree, Roberson, Jr., was named a 2020 preseason third-team All-America selection by Phil Steele's Magazine, as well as a first-team All-AAC honoree. He's also been honored as the best wide receiver in Texas by Dave Campbell's Texas Football, a member of the Earl Campbell Tyler Rose Watch List honoree and a preseason all-conference selection by Dave Campbell and Athlon Sports.

Reggie Roberson, Jr., had five receptions for 243 yards and two TDs in the win over Memphis for the third best single-game receiving total in program history. He was named the Earl Campbell Tyler Rose Award National Player of the Week and to the AAC Weekly Honor Roll.

The senior now has nine 100-yard games and four multi-TD games for his career, and his 17 touchdowns place him tied for eighth on SMU's program list. The 70- and 85-yard catches were his fifth and sixth of at least 50 yards as a Mustang.

Roberson, Jr., opened 2020 with 99 yards and a 51-yard TD reception at Texas State. At UNT, he registered nine catches for 103 yards and two TDs. He also finished with 128 all-purpose yards (25 KOR).

### SMU CAREER RECEIVING TDs

1 James Proche, 2016-19	39
2 Emmanuel Sanders, 2006-09	34
3 Courtland Sutton, 2014-17	31
4 Aldrick Robinson, 2007-10	30
5 Emanuel Tolbert, 1976-79	25
6 Jerry LeVias, 1966-68	22
7 Darius Johnson, 2009-12	20
8 Jason Wolf, 1989-92	17
Reggie Roberson, Jr. 2018-	17

### SINGLE-GAME RECEIVING YARDS

1 Courtland Sutton, USF, 2016	252
2 Reggie Roberson Jr., Temple, 2019	250
3 Reggie Roberson Jr., Memphis, 2020	243
4 Jeremy Johnson, Rutgers, 2013	217
5 Jerry LeVias, vs. N.C. State, 1968	213
6 Aldrick Robinson, at UCF, 2008	210
7 Keenan Holman, Temple, 2013	209

## BENTLEY

Ulysses Bentley IV leads the Mustangs with 506 rushing yards and eight touchdowns through the first five games of 2020 and was named to the FWAA Freshman All-American Watch List. He scored his first seven TDs in the opening three games of the season, which tied for the sixth most in a three-game span at SMU.

### SMU RUSHING TDs IN A 3-GAME SPAN

1 Zach Line, 2011	10
2 Eric Dickerson, 1982	9
3 Zach Line, 2011	8
Zach Line, 2011	8
Eric Dickerson, 1981	8
6 Xavier Jones, 2019	7
Ulysses Bentley IV, 2020	7

Bentley IV ranks in the top 10 nationally in rushing TDs (2nd, 8), total TDs, (4th, 8), rushing yards (6th, 506) and yards per carry (8th, 6.84).

He posted back-to-back 100-yard games against UNT and SFA, registering 227 yards and three touchdowns off 19 carries against UNT, and 104 yards and 2 TDs off six attempts against SFA. The 227 yards against UNT were the fourth-most in a single game in SMU history, and are the most by a player in the AAC this season by 55 yards.

## IN THE GRAN SCHEME OF THINGS

A member of the Biletnikoff Award Watch List, Kylen Granson registered 43 receptions for 721 yards in 2019 and tied SMU's record for receiving touchdowns by a tight end with nine. He earned second-team All-American Athletic Conference honors.

Granson collected an extensive list of preseason accolades for 2020, including Dave Campbell's Texas football All-Texas Team honors, as well as All-AAC honors from Phil Steel's Magazine, College Football News and Athlon Sports.

In just his second season on the Hilltop, Granson ranks as one of the top tight ends in program history.

### SMU CAREER RECEPTIONS - TIGHT ENDS

1 John Hampton, 2000-02	114
2 Kylen Granson, 2019-	60

### SMU CAREER RECEIVING TDs - TIGHT ENDS

1 Kylen Granson, 2019-	11
2 Rickey Bolden, 1981-83	9
3 John Hampton, 2000-02	8
Oscar Roan, 1972-74	8

### SMU CAREER RECEIVING YARDS - TIGHT ENDS

1 John Hampton, 2000-02	1485
2 Kylen Granson, 2019-	950

## MR. VERSATILE

Tyler Page has been recognized by Head Coach Sonny Dykes as having the ability to fill multiple roles for the Mustangs. The wide receiver had four receptions for 101 yards on Saturday for his second career 100-yard game, and also connected on a career-long 55-yard pass to Rashee Rice. He has 163 receiving yards this season and is 4-6 passing for 102 yards with a TD in his career. Page also has three punt returns for 45 yards this season.

## ON THE FIELD, IN THE CLASSROOM, IN THE COMMUNITY

Tyler Page is representing SMU as the 2020 nominee for the William V. Campbell Trophy. Page has a 3.9 grade-point-average in finance and has been named to the SMU Honor Roll with High Distinction, Distinction and the Honor Roll.

Page played in all 13 games in 2019 and registered 13 catches for 198 yards. He added five kickoff returns for 127 yards and a punt return for six yards.

In the community, Page participates in SMU's visits to the Children's Hospital, youth football camps, The Big Event and elementary school service events and visits.

## OFFENSIVE LINEMEN EARN WATCH LIST RECOGNITION

Jaylon Thomas was named to the Outland Trophy Watch List, while Alan Ali was recognized as a member of the Rimington Trophy Watch List.

Both Mustangs started all 13 games in 2019, and Thomas went on to earn All-American Athletic Conference Second-Team honors.

The pair blocked for an offense that ranked seventh nationally in scoring offense (41.8), ninth in total offense (489.8) and 13th in passing offense (309.0).

The program set records for scoring average (41.8), scoring (544), total offense (6,368), yards per game (489.8), plays (1,037), touchdowns (73), rushing TDs (35) and first downs (322).

## HE'S IN!

Stanford graduate transfer Mike Williams has opted back in for the 2020 season. Williams returned to action in the win week five win over Memphis.

In three seasons at Stanford, Williams played in 38 games, started all 25 during his sophomore and junior seasons. He registered 72 tackles, including 8 TFLs, 2 sacks and 2 QB hurries.

## TRIBUTE 23

Since 2009, the SMU coaching staff has chosen a deserving student-athlete to wear the number 23 to honor Jerry LeVias.

LeVias was the first African-American to receive an athletic scholarship in the Southwest Conference. While at SMU, LeVias made athletic and academic All-America teams and, in 1966, contributed to the Mustangs' first SWC title in 18 years. He was an All-American in 1968 and was chosen All-SWC in 1966, 1967 and 1968.

Senior Brandon Stephens has been awarded the number for 2020.

Players To Wear #23

Brandon Stephens, DB, 2020

Rodney Clemons, S, 2019


Jordan Wyatt, CB, 2018

Nick Horton, DE, 2016-17

Jeremiah Gaines, TE, 2015

Stephon Sanders, LB, 2012-14

Chris Banjo, DB, 2009-11







## #PONYUPDALLAS

In 2019, The Mustangs debuted Dallas-themed uniforms to symbolize the relationship between SMU and the city of Dallas in wins over North Texas on Sept. 7, No. 25 TCU on Sept. 21 and Houston on Oct. 24. SMU opened the 2020 season against Texas State in the Dallas jerseys.

- The helmet decal featured the famous Triple D interlocked with the timeless SMU Pony, symbolizing the unity between the city of Dallas and SMU.
- The stripe on the helmet and jersey sleeves pay homage to the Dallas Cowboys.
- The number and pant stripe pay tribute to the 1966 Dallas Cowboys, led by quarterback and SMU alum Don Meredith.
- The script 'Dallas' featured on the chest pays homage to SMU alum and AFL founder Lamar Hunt and the Dallas Texans.

## GREAT FAMILY

The Mustangs are wearing Great Family patches on their jerseys during the 2020 season.



## SMU JOINS THE PLAYERS COALITION

The Mustangs announced they would be joining the Players Coalition in June.

The Players Coalition exists to end social injustices and racial inequality so future generations have the opportunity to thrive without barriers. The mission "is to achieve social and racial equality using Players Coalition influence and support to impact systemic social and civic change in the areas of Police & Community Relations, Criminal Justice Reform and Education & Economic Advancement in low-income communities."

Former Mustang and current Arizona Cardinal Kelvin Beachum serves on the organization's task force.

## MUSTANGS PARTNER WITH JEREMY DARLOW

The SMU football program has announced a partnership with brand marketing consultant and best-selling author Jeremy Darlow.

The partnership, which gives Mustang football players access to Darlow's online course, The Darlow Rules, helps collegiate student-athletes develop and grow their personal brands.

A former marketing director for adidas with 15-plus years of brand marketing experience, Darlow now owns and operates a consultancy focused on helping athletes, coaches and teams build their brands. Over the course of his career, he has worked with some of the most heralded athletes, celebrities and NCAA programs in and around sports, including Aaron Rodgers, Von Miller, Adrian Peterson, Dak Prescott, Kris Bryant, Carlos Correa, Lionel Messi, Dale Earnhardt, Jr., Snoop Dogg, Kanye West, Notre Dame, Michigan, UCLA, Miami, Nebraska and Wisconsin.

SMU is the first school in Texas and the first program in the American Athletic Conference accepted into the program.

The partnership also includes access to conversations with Darlow to help further develop the brand marketing plan.

## GRIDIRON GRADS

The 2020 opened with 10 student-athletes who have already earned an undergraduate degree -- Shane Buechele, Kevin Johnson, Richard McBryde, Richard Moore, Tommy McIntyre, Chris Naggar, Jacob Pugh, Kadarius Smith, Brandon Stephens and Mike Williams.

## TURNOVER CHART

Opp.	SMU	Opp.	Margin
at Texas State	3	2	-1
at UNT	0	2	+2
SFA	0	1	+1
Memphis	2	4	+2
at Tulane	1	1	-
Cincinnati			
Navy			
at Temple			
at Tulsa			
Houston			
at ECU			
HOME	2	5	+3
AWAY	4	5	+1
TOTAL	6	10	+4

## SMU COACHING STAFF

Head Coach	Sonny Dykes
Defensive Coordinator/Linebackers	Kevin Kane
Offensive Coordinator/Quarterbacks	Garrett Riley
Co-Offensive Coordinator/Offensive Line	A.J. Ricker
Assist. Head Coach/Special Teams Coordinator	Chris Brasfield
Cornerbacks	Kevin Curtis
Wide Receivers	David Gru
Safeties	Trey Haverly
Defensive Line	Randall Joyner
Tight Ends	Josh Martin
Running Backs/Recruiting Coordinator	Ra'Shaad Samples
Chief of Staff	Anthony Crespino
Director of Player Personnel	Jeff Jordan
Executive Assistant to the Head Coach	Terry Gardner
Director of Recruiting Operations	Tyler Olker
Associate Director of Football Operations	Sarah Woodruff
Director of Recruiting & Community Relations	Scott Nady
Assistant Director of Player Personnel	Joe Griz
On Campus Recruiting Coord./Admin. Asst.	Allie Ueckert
Defensive Quality Control Analyst	Reilly Christie
Defensive Quality Control Analyst	Josh Creech
Offensive Quality Control Analyst	Colby Cameron
Offensive Quality Control Analyst	Hunter McWilliams
Offensive Quality Control Analyst	Myles White
Director of Creative Media	Jason Andrews
Director of Video Services	Chris Rodriguez
Director of Coaches Video	Tyler Bullard
Graduate Assistant/Video	Clay Patterson
Assistant A.D. for Human Performance	Kaz Kazadi
Co-Director of Human Performance	Elias Ellefsen
Co-Director of Human Performance	Kale Igboho
Director of Performance Nutrition	Ryan Jackson
Director of Football Equipment Operations	Jason Jones
Assistant Equipment Manager	Toyohiro Kaieda
Assistant Equipment Manager	Nathan Packard
Associate A.D. - Student Health & Well-Being	Mike Morton
Associate Athletic Trainer	Jared Contreras
Director of Academics	Lisa Rawlins
Graduate Assistant/Defense	Joe Dineen
Graduate Assistant/Defense	Stefan McClure
Graduate Assistant/Offense	Mitch Kirsch
Graduate Assistant/Offense	Gaston Lamasacus
Offensive Intern/Operations	Bonner Bordelon

## PRONUNCIATION GUIDE

Junior AHO	ah-HO
ALAN ALI	UH-lon UH-lee
TAI Brooks	TAY
Shane BUECHELE	BOO-shell
CHEVIN Calloway	SHEV-in
Turner COXE	COX
Matt FRAANJE	FRAN-gee
Danielson IKE	EE-kay
RA-SUN Kazadi	RAH-sun
Tyler LAVINE	la-VEEN
Chris NAGGAR	nuh-GAR
Toby NDUKWE	en-DUKE-way
RASHEE Rice	ruh-SHEE
Reggie ROBERSON Jr.	RAH-ber-son
Roderick ROBERSON Jr.	RAH-ber-son
DELANO Robinson	duh-LAY-no
TAMERICK Williams	TUH-mehr-ick

## MUSTANGS IN THE CLASSROOM

SMU had 56 student-athletes named to the AAC All-Academic team following the 2019-20 season. To be eligible for the honor, a nominee must have competed in an AAC-sponsored sport, attained a minimum grade-point average of 3.00 for the preceding academic year, and completed a minimum of two consecutive semesters or three consecutive quarters of academic work, with a total of 18 semester or 27 quarter credits, not including remedial courses.

## SAME NAMES, NEW LOOK

Nine of the ten assistant coaches on the Mustang coaching staff return for the 2020 season, but three with new roles this year. A.J. Ricker has added the Co-Offensive Coordinator title to his offensive line duties, Chris Brasfield has been named assistant head coach and special teams coordinator and Ra'Shaad Samples is now in charge of running backs.

## WELCOME TO THE HILLTOP

Garrett Riley joined the Mustang football staff as Offensive Coordinator and quarterbacks coach in January of 2020.

Riley arrived on the Hilltop after spending the 2019 season as running backs coach at Appalachian State, and was set to be promoted to Offensive Coordinator. The Mountaineers went 13-1 last season, including a Sun Belt Championship and a win in the R+L Carriers New Orleans Bowl over UAB.

Prior to his time at Appalachian State, Riley spent three seasons at Kansas (2016-18) in various capacities. From 2013-15, Riley worked with the offense at ECU, spending the 2015 season as the outside receivers coach and 2013 and 2014 as an offensive assistant.

Riley got his start in the collegiate ranks in 2012 as running backs coach at Augustana College (Ill.), and prior to that was a quarterbacks and passing game assistant at Roosevelt High School in Lubbock, Texas, in 2011.

## FAST LAYNE



Paul Layne holds an unrivaled Mustang record, having attended every SMU game for the last 40-plus years, even going to Tokyo.

He had to pull a "fast one" more than once to keep his streak alive – like the time his ex-wife remarried. He persuaded her to schedule her wedding on a Friday within driving distance of SMU's game at Nevada the following day. So the night before the Mustangs tangled with the Wolf Pack in Reno, Layne attended the wedding in California's Sonoma Valley, then drove 200 miles to catch the opening kickoff. Layne even attended a game dressed in a Halloween costume to disguise his case of adult-onset chicken pox.

Starting when Layne attended SMU and was a team cheerleader, he's attended 525 straight games. His 500th was SMU's 63-27 victory over HBU on Sept. 29, 2018.

## IT'S ALWAYS SONNY ON THE HILLTOP

The third season of It's Always Sonny on the Hilltop with Head Coach Sonny Dykes runs throughout the 2020 campaign. The show takes place Mondays from 7-8 p.m.

The 2020 show will have a slightly different look than previous years. The voice of SMU Football, Rich Phillips, will be on-site for the show, while Dykes will join via video. This season's show will be available on the TuneIn App, by searching "SMU", with live audio only, and on the SMU Mustangs Mobile App. Video will be available the following day on SMUMustangs.com and on SMU's social media channels.

SMU Athletics invites fans to watch on-site with seating available on a first-come, first-served basis as Ozona is currently operating with limited capacity.

## PONY UP-GRADES!

Across all funds, donors gave more than \$18.7 million to support Athletics in fiscal year 2019, a total that includes \$9.6 million in capital gifts.

Specific to Ford Stadium, SMU has made significant investments since 2011, including an upgraded locker room finished in August 2018, a new team meeting room with stadium-style seating and renovated positional meeting rooms, a new playing surface, lighting system, A/V system, new suites and club seating.

Prior to the 2016 season, Paragon Sports Constructors installed a new synthetic turf playing field at Ford Stadium. The new synthetic turf field is PowerBlade Bolt as manufactured by Shaw Sports Turf. The design for the new field remained the same, featuring the Mustang logo at mid-field with 'SMU' and 'Mustangs' in opposing end zones.

In the summer of 2013, SMU added a new 233-seat Hall of Champions Club and seven new suites in time for SMU's move to the American Athletic Conference. Among the great features of the new Club and suites is their indoor/outdoor design which allows fans to enjoy the comfort of indoor amenities as well as the excitement of sitting out in the bowl and hearing the roar of the crowd and the hard-hitting action on the field.

SMU also opened the Indoor Performance Center prior to the 2019 season. For information, see page 11.

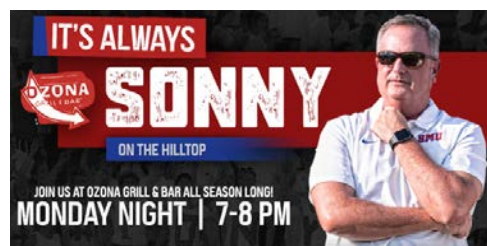
## THE RED CARPET

SMU may need to install a red carpet in the Mustang locker room as SMU has become "the place to be" in Dallas. Among the celebrities, legends, current and former pros that have attended practice or stopped by the stadium in recent years are: Roger Staubach, Troy Aikman, Terrell Owens, Tim Brown, Michael Irvin and Deion Sanders, as well as former SMU standouts Reggie Dupard, Eric Dickerson, Craig James, Jerry Ball, Russell Carter and Don Meredith.

Former President George W. Bush even visits SMU football practice. Bush has also performed the ceremonial coin toss at games against Navy (2011), Memphis (2012), Texas Tech (2013), Cincinnati (2014), UNT (2015), Memphis (2016), Navy (2018) and Texas State (2019).

## BACK FOR MOORE

Linebacker Richard Moore was approved for a sixth year of eligibility after suffering a season-ending injury before game four of the 2019 season. Moore started all 12 games in 2018 and was named an American Athletic Conference honorable mention selection after leading the Mustangs with 92 tackles and 5.0 sacks for 28 yards. He added 13.5 TFLs for 44 yards and five QB hurries. He has not seen action in 2020.





## 2020 AWARDS & HONORS

### Alan Ali

Rimington Trophy Watch list

### Ulysses Bentley IV

FWAA Freshman All-American Watch List

Earl Campbell Tyler Rose Award Honorable Mention (Sept. 22)

AAC Weekly Honor Roll (Sept. 28, Sept. 21)

### Shane Buechele

Maxwell Award Watch List

Davey O'Brien Award Watch List

Manning Award Watch List

Wuerffel Trophy Watch List

CFPA Watch List

Golden Arm Award Watch List

Earl Campbell Tyler Rose Award Watch List

Davey O'Brien National Quarterback of the Week (Oct. 7)

AAC Offensive Player of the Week (Oct. 5)

CFPA National Performer of the Week (Sept. 20)

Manning Award Star of the Week (Oct. 5, Sept. 21, Sept. 8)

Earl Campbell Tyler Rose Award Honorable Mention (Oct. 6, Sept. 22)

Davey O'Brien Great 8 (Oct. 5, Sept. 21)

AAC Weekly Honor Roll (Oct. 19, Sept. 21, Sept. 14)

### Preseason

Dave Campbell's Best Quarterback in Texas, All-Texas College Team, Most Important Players in Texas #3

College Football News All-AAC, Top-30 AAC Players #3

Phil Steele First-Team All-AAC

Athlon Sports First-Team All-AAC

CBS Sports AAC Top-10 Players #1

### Turner Cox

### Preseason

College Football News Top-30 AAC Players #26

Phil Steele Third-Team All-AAC

Athlon Sports Third-Team All-AAC

### Trevor Denbow

### Preseason

Phil Steele Third-Team All-AAC

### Kylen Granson

Biletnikoff Award Watch List

Earl Campbell Tyler Rose Award Watch List

### Preseason

Dave Campbell's Texas Football All-Texas College Team, Most Important Players in Texas #39

College Football News All-AAC

Phil Steele First-Team All-AAC

Athlon Sports First-Team All-AAC

### Danny Gray

Earl Campbell Tyler Rose Award Honorable Mention (Oct. 20)

### Preseason

Phil Steele Fourth-Team All-AAC

### Hayden Howerton

### Preseason

Athlon Sports Fourth-Team All-AAC

### Richard McBryde

### Preseason

Dave Campbell's Texas Football Second-Team All-Texas College, Most Important Players in Texas #34

Phil Steele First-Team All-AAC

Athlon Sports Second-Team All-AAC

### Beau Morris

### Preseason

Phil Steele Fourth-Team All-AAC

### Chris Nagg

AAC Special Teams Player of the Week (Oct. 19)

AAC Special Teams Player of the Week (Oct. 5)

Lou Groza National Collegiate Place Kicker Award Star of the Week (Oct. 5)

AAC Special Teams Player of the Week (Sept. 21)

AAC Special Teams Player of the Week (Sept. 14)

### Tyler Page

Campbell Trophy Semifinalist (Oct. 1)

### Reggie Roberson, Jr.

Maxwell Award Watch List

Biletnikoff Award Watch List

Earl Campbell Tyler Rose Award Watch List

Earl Campbell Tyler Rose Award National Player of the Week (Oct. 6)

AAC Weekly Honor Roll (Oct. 5)

Earl Campbell Tyler Rose Award Honorable Mention (Sept. 22)

### Preseason

Dave Campbell's Best Wide Receiver in Texas, All-Texas College Team, 50 Most Important Players in Texas #8

Phil Steele Third-Team All-America, First-Team All-AAC

Athlon Sports Second-Team All-AAC

CBS Sports AAC Top-10 Players #10

### Brandon Stephens

### Preseason

Phil Steele Fourth-Team All-AA

### Jaylon Thomas

Outland Trophy Watch List

### Preseason

Dave Campbell's All-Texas College Team

College Football News All-AAC, Top-30 Players #28

Phil Steele First-Team All-AAC

Athlon Sports First-Team All-AAC

## #SMUZNFL

### Player Team

Chris Banjo, S	Arizona Cardinals
Kelvin Beachum, OT	Arizona Cardinals
Cole Beasley, WR	Buffalo Bills
Evan Brown, C/G	Cleveland Browns
Rodney Clemons*, S	Kansas City Chiefs
Garrett Gilbert, QB	Dallas Cowboys
Margus Hunt, DE	New Orleans Saints
Xavier Jones, RB	Los Angeles Rams
Thomas Morstead, P	New Orleans Saints
James Proche, WR	Baltimore Ravens
Trey Quinn*, WR	Jacksonville Jaguars
Emmanuel Sanders, WR	New Orleans Saints
Delontae Scott*, LB	Green Bay Packers
Courtland Sutton, WR	Denver Broncos
Zach Wood, LS	New Orleans Saints

\*Denotes practice squad member

Since 2009, SMU has had 14 players selected in the NFL Draft.

Year	Player	Team (Round)
2020	James Proche, WR	Baltimore (6th)
2018	Courtland Sutton, WR	Denver (2nd)
	Justin Lawler, DE	Los Angeles (7th)
	Trey Quinn, WR	Washington (7th)
2014	Kenneth Acker, CB	San Francisco (6th)
	Garrett Gilbert, QB	St. Louis (6th)
2013	Margus Hunt, DE	Cincinnati (2nd)
2012	Josh LeRibeus, OL	Washington (3rd)
	Taylor Thompson, TE	Tennessee (5th)
	Richard Crawford, DB	Washington (6th)
	Kelvin Beachum, OL	Pittsburgh (7th)
2011	Aldrick Robinson, WR	Washington (6th)
2010	Emmanuel Sanders, WR	Pittsburgh (3rd)
2009	Thomas Morstead, P	New Orleans (5th)

## WORLD CHANGERS SHAPED HERE

SMU is ranked the top 10% of U.S. Universities by The Wall Street Journal/Times Higher Education (2018); top 20% of national universities by U.S. News & World Report; and No. 2 video game design program in the world at SMU Guildhall by The Princeton Review (2018). Money ranked SMU #11 of 2019 Best Colleges for Merit Aid.

### 2018 Best Colleges

The 2018 U.S. News & World Report ranks SMU #59 out of 310 best national universities, the second highest ranking in Texas.

### College Factual 2019 SMU Rankings (as published at USA Today)

College Factual rankings are highly focused on outcomes, including graduation rates, high salaries for graduates and low student loan default rates.

Best Texas Colleges: #3 (out of 78)

Best Nationwide Colleges: #92 (out of 1,779)

Best Nationwide Colleges for Your Money: #924 (out of 1,510)

### Best College Values

SMU was ranked 73 in Kiplinger's 2017 list of Best Values in Private Colleges and in top 300 of all universities.

Forbes ranked SMU 240 out of 300 schools in its Best Value Colleges review published in 2019. The rankings are based on five general categories weighted in the order of quality, drop-out risk, graduation time, alumni salaries and skills, and each school's gross tuition and fees. In other recent ratings, Forbes has ranked SMU 104 out of 650 (in 2018) in "Top Colleges", 56 in "Research Universities" and 17 in the South.

### Carnegie Foundation for the Advancement of Teaching.

"Higher research activity" classification by the Carnegie Foundation for the Advancement of Teaching.

### Conde Nast Traveler

Conde Nast Traveler ranked SMU among "The 50 Most Beautiful College Campuses in America" in 2018.

### College Rank Top 25

College Rank named Perkins Chapel at SMU 16 out of 35 of the nation's most beautiful college churches and chapels. The rankings were based on factors including student programming, campus architecture and aesthetic, tradition and history in addition to community outreach.

### Latino Leaders Top 50

SMU is included among the 50 "Best Schools for Latinos" in Latino Leaders magazine's 2018 print edition. The Top 50 schools were based on institutional information provided by universities, along with independent sources like the Hispanic Association of Colleges and Universities (HACU), joined data by U.S. News and World Report and other reporting agencies.

### The Center for World University Rankings

The Center for World University Rankings 2018 placed SMU at 481 for universities worldwide.

### Forbes Global 2000

SMU ranked No. 142 overall and No. 27 in the alumni employment category, which is assessed by the number of alumni who have held CEO positions since 2011 at the world's top 2,000 public companies listed on the Forbes Global 2000 list.

### The Guildhall #2

The Princeton Review ranks The Guildhall at SMU #2 for 2019 for the best graduate game-design program and was #1 for 2018 and 2017.

### The Economist

The Economist ranks SMU Cox #14 in the world for faculty quality in 2018. The publication also ranks Cox #16 in the world for potential to network, and among the top 30 schools in the world for breadth of alumni network, alumni effectiveness and faculty quality.

### America's Most Entrepreneurial Universities

Forbes ranks SMU #14 among "America's Most Entrepreneurial Universities." SMU is the only Texas university in the Top 20.

### SMU — Most Beautiful Campus and More

The Princeton Review ranks SMU as one of the nation's best institutions for undergraduate education in "The Best 384 Colleges." SMU has placed in the Top 20 for Best Alumni Network (#13), Top Internship Opportunities (#6), Most Beautiful Campus (#14), Best Quality of Life (#11), and Lots of Greek Life (#3).

Money list SMU at #11 of 2019 Best Colleges for Merit Aid.

### Best Texas Colleges

SMU was ranked #3 in Texas (out of 78) by College Factual, whose rankings are highly focused on outcomes, including graduation rates, high salaries for graduates and low student loan default rates.

## INDOOR PERFORMANCE CENTER


The multipurpose Indoor Performance Center supports our commitment to outstanding facility resources for the entire campus community. A transformative presence on Bishop Boulevard, it features an indoor turf football practice field, as well as spaces for training, fitness and special events. The Indoor Performance Center will enhance the student experience and elevate competitive, high-performance athletics at SMU.

### ARMSTRONG FIELDHOUSE

Constructed in a Collegiate Georgian architectural style that is harmonious with SMU's traditional campus environment, the Armstrong Fieldhouse includes features such as two scoreboards, a video board, glass rollup doors and translucent panels above the practice field to let natural light in. Housing the Weber Observation Deck and Loyd Field, Armstrong Fieldhouse incorporates tributes to SMU's most famous football alumni.

### LOYD FIELD

Outfitted with the same playing surface as Ford Stadium, Loyd Field will increase flexibility for many of SMU's sports programs to train, particularly during inclement weather. This space also allows use by other campus and student groups when not programmed by Athletics.



### RECRUITING SUITE

Located on the second floor, features the recruiting lounge, recruiting hospitality room and the upstairs lobby. With access to an outdoor terrace providing views of campus, the recruiting suite includes comfortable furniture, TVs, examples of uniform/helmet combinations and other displays showcasing great moments and players in SMU's storied football history.

### WEBER OBSERVATION DECK

Located indoors on the second floor, the Weber Observation Deck overlooks the Armstrong Fieldhouse and offers prime views of practices or other activities on Loyd Field.

### CRUM TERRACE

Located on the second floor and visible from Bishop Boulevard and Binkley Avenue, is a premier outdoor event space with two entrances from the recruiting lounge.

### MILLER BOULEVARD BALLROOM

Located on the ground floor just inside the main entrance off Bishop Boulevard, serves as a multipurpose space that can accommodate banquets, presentations, meetings, hospitality and other social gatherings for athletics, as well as campus and community events.

### WEIGHT ROOM

Located on the ground floor and has direct access to Loyd Field. It provides an additional strength and conditioning space for student-athletes.

### LETTERWINNERS PLAZA

As a testament to over 100 years of SMU Football history, the Letterwinners Plaza features bricks with all of the men and women who earned a football varsity letter as a student-athlete, manager or trainer since the program's inception in 1915.





BORN AND RAISED



**SHANE BUECHELE – QB**  
**ARLINGTON, TEXAS**  
**TEXAS – LAMAR HS**



**CHEVIN CALLOWAY – S**  
**DALLAS, TEXAS**  
**ARKANSAS – BISHOP DUNNE**



**DANNY GRAY – WR**  
**DALLAS, TEXAS**  
**BLINN COLLEGE – JAMES MADISON HS**



**REGGIE ROBERSON, JR. – WR**  
**DESOTO, TEXAS**  
**WEST VIRGINIA – MESQUITE HORN**



**DELANO ROBINSON – LB**  
**DENTON, TEXAS**  
**BILLY RYAN**



**BRANDON STEPHENS – QB**  
**PLANO, TEXAS**  
**UCLA – PLANO**



**RA'SHAAD SAMPLES**  
**RUNNING BACKS/RECRUITING COORDINATOR**  
**SKYLINE HIGH SCHOOL**

## SMU GAME-BY-GAME STARTERS - OFFENSE

Game	QB	RB	TE	WR/TE	WR	WR	LT	LG	C	RG	RT
at Texas State	Shane Buechele	TJ McDaniel	Kylen Granson	Tommy McIntyre	Reggie Roberson, Jr.	Danny Gray	Jaylon Thomas	Hayden Howerton	Alan Ali	Danielson Ike	Beau Morris
at UNT	Shane Buechele	TJ McDaniel	Kylen Granson	Tommy McIntyre	Reggie Roberson, Jr.	Danny Gray	Jaylon Thomas	Hayden Howerton	Alan Ali	Justin Osborne	Beau Morris
SFA	Shane Buechele	TJ McDaniel	Kylen Granson	Rashee Rice	Reggie Roberson, Jr.	Danny Gray	Jaylon Thomas	Hayden Howerton	Alan Ali	Justin Osborne	Beau Morris
Memphis	Shane Buechele	TJ McDaniel	Kylen Granson	Rashee Rice	Reggie Roberson, Jr.	Danny Gray	Jaylon Thomas	Hayden Howerton	Alan Ali	Justin Osborne	Beau Morris
at Tulane	Shane Buechele	Ulysses Bentley IV	Kylen Granson	Tommy McIntyre	Rashee Rice	Danny Gray	Jaylon Thomas	Hayden Howerton	Alan Ali	Cameron Ervin	Beau Morris
Cincinnati											
Navy											
at Temple											
at Tulsa											
Houston											
at ECU											

## SMU GAME-BY-GAME STARTERS - DEFENSE

Game	DE	NT	DT	LB	LB	LB	LB	CB	CB	S	S
at Texas State	Toby Ndukwe	Elijah Chatman	Harrison Loveless	Turner Cox	Trevor Denbow	Richard McBryde	Delano Robinson	Ar'mani Johnson	Brandon Stephens	Chevin Calloway	Roderick Roberson Jr.
at UNT	Toby Ndukwe	Elijah Chatman	Harrison Loveless	Turner Cox	Trevor Denbow	Richard McBryde	Delano Robinson	Brandon Crossley	Brandon Stephens	Chevin Calloway	Chace Cromartie
SFA	Toby Ndukwe	Elijah Chatman	Harrison Loveless	Turner Cox	Trevor Denbow	Richard McBryde	Delano Robinson	Ar'mani Johnson	Brandon Stephens	Chevin Calloway	Chace Cromartie
Memphis	Toby Ndukwe	Elijah Chatman	Harrison Loveless	Turner Cox	Trevor Denbow	Richard McBryde	Delano Robinson	Ar'mani Johnson	Brandon Stephens	Chevin Calloway	Chace Cromartie
at Tulane	Toby Ndukwe	Elijah Chatman	Harrison Loveless	Turner Cox	Trevor Denbow	Richard McBryde	Delano Robinson	Ar'mani Johnson	Brandon Stephens	Chevin Calloway	Chace Cromartie
Cincinnati											
Navy											
at Temple											
at Tulsa											
Houston											
at ECU											

## GAME-BY-GAME LEADERS

Opp.	Player (Passing)	Opp.	Player (Rushing Yards)	Opp.	Player (Receiving Yards)
at Texas State	Buechele (26-36, 367 yards, TD)	at Texas State	McDaniel (27-130 yards, TD)	at Texas State	Rice (5-101 yards)
at UNT	Buechele (24-33, 344 yards, 4 TD)	at UNT	Bentley IV (19-227 yards, 3 TD)	at UNT	Roberson, Jr. (9-103 yards, 2 TD)
SFA	Buechele (14-25, 141 yards, 2 TD)	SFA	McDaniel (17-104 yards) / Bentley IV (6-104 yards, 2 TD)	SFA	Granson (5-38 yards, TD)
Memphis	Buechele (32-46, 474 yards, 3 TD)	Memphis	Bentley IV (13-32 yards)	Memphis	Roberson, Jr. (5-243, 2 TD)
at Tulane	Buechele (23-37, 384 yards, 2 TD)	at Tulane	Bentley IV (25-94 yards, TD)	at Tulane	Rice (7-139, TD)
Cincinnati		Cincinnati		Cincinnati	
Navy		Navy		Navy	
at Temple		at Temple		at Temple	
at Tulsa		at Tulsa		at Tulsa	
Houston		Houston		Houston	
at ECU		at ECU		at ECU	
Opp.	Player (Tackles / Sacks)	Opp.	Player (INT / FF / FR)	Opp.	Player (FG, Yards / PAT)
at Texas State	Calloway, McBryde (7) / Chatman, Cox (1.0)	at Texas State	Phillips, Jr. / Denbow, Cromartie / Calloway	at Texas State	Naggar (1-1, 32 yards) / Naggar (4-4)
at UNT	Robinson (10) / Hailey (1.0)	at UNT	Stephens / - / Lavine	at UNT	Naggar (3-3, 46 yards) / Naggar (8-8)
SFA	Robinson (5) / 5 players (1.0)	SFA	Crossley / Wiley, Denbow / -	SFA	- / Naggar (6-7)
Memphis	Robinson (11) / 3 players (1.0)	Memphis	Denbow, Crossley / Aho / Hailey, Chatman	Memphis	Naggar (3-3, 43 yards) / Naggar (3-3)
at Tulane	McBryde (7) / Robinson (2.0)	at Tulane	Crossley / - / -	at Tulane	Naggar (3-5, 48 yards) / Naggar (4-4)
Cincinnati		Cincinnati		Cincinnati	
Navy		Navy		Navy	
at Temple		at Temple		at Temple	
at Tulsa		at Tulsa		at Tulsa	
Houston		Houston		Houston	
at ECU		at ECU		at ECU	

# MUSTANG DEPTH CHART

## OFFENSE

<b>QB</b>	7	Shane Buechele	(6-1, 207, SR-1L)
	1	Terrance Gipson	(6-0, 193, FR-RS)
<b>RB</b>	26	Ulysses Bentley IV	(5-10, 184, FR-RS)
	31	Tyler Lavine	(5-11, 220, SO-1L)
	21	TaMerik Williams	(5-11, 235, SO-1L)
<b>LT</b>	71	Jaylon Thomas	(6-3, 312, JR-2L)
	69	Ben Sparks	(6-4, 285, FR-HS)
<b>LG</b>	75	Hayden Howerton	(6-3, 300, SR-3L)
	65	Thomas Shelmire	(6-3, 290, SO-SQ)
<b>C</b>	77	Alan Ali	(6-4, 295, JR-2L)
	75	Hayden Howerton	(6-3, 300, SR-3L)
<b>RG</b>	51	Justin Osborne	(6-4, 280, FR-TR)
	64	Cameron Ervin	(6-1, 260, FR-RS)
<b>RT</b>	78	Beau Morris	(6-6, 295, SR-2L)
	57	Cobe Bryant	(6-5, 320, SR-1L)
<b>WR</b>	5	Danny Gray	(6-1, 180, JR-JC)
	3	T.Q. Jackson	(6-4, 197, FR-TR)
<b>WR</b>	4	Tyler Page	(5-11, 193, SR-3L)
	15	Calvin Wiggins	(6-4, 195, FR-RS)
<b>WR</b>	11	Rashee Rice	(6-1, 189, SO-1L)
	6	Austin Upshaw	(6-1, 215, JR-1L)
<b>TE</b>	83	Kylen Granson	(6-3, 235, SR-1L)
	86	Tommy McIntyre	(6-8, 258, SR-1L)

## SPECIAL TEAMS

<b>K</b>	34	Chris Naggar	(6-1, 195, SR-GT)
	44	Charles Cannon	(5-8, 177, JR-SQ)
<b>KO</b>	34	Chris Naggar	(6-1, 195, SR-GT)
	44	Charles Cannon	(5-8, 177, JR-SQ)
<b>P</b>	34	Chris Naggar	(6-1, 195, SR-GT)
	7	Matt Fraanje	(6-5, 176, FR-HS)
<b>KR</b>	5	Danny Gray	(6-1, 180, JR-JC)
	4	Tyler Page	(5-11, 193, SR-3L)
<b>PR</b>	3	T.Q. Jackson	(6-4, 197, FR-TR)
	4	Tyler Page	(5-11, 193, SR-3L)
<b>SN</b>	48	Will Benton	(6-0, 185, FR-HS)
	89	John Luke Roberts	(6-4, 210, FR-HS)
	49	Cole Voyles	(6-0, 186, SO-1L)
<b>H</b>	12	Derek Green	(6-3, 205, SO-1L)
	16	Trevor Denbow	(5-11, 225, SR-2L)

## DEFENSE

<b>DE</b>	38	Toby Ndukwe	(6-2, 240, JR-2L)
	55	Gary Wiley	(6-1, 241, JR-2L)
<b>NT</b>	40	Elijah Chatman	(6-0, 272, SO-1L)
	95	Will Jones	(6-1, 300, SR-1L) or
	91	Terrance Newman	(5-11, 315, JR-2L)
<b>DT</b>	99	Harrison Loveless	(6-3, 291, JR-1L)
	33	Junior Aho	(6-4, 260, SO-JC) or
	96	DeVere Levelston	(6-4, 245, SO-JC)
<b>Slang</b>	97	Turner Cox	(6-2, 247, JR-2L)
	24	Jimmy Phillips Jr.	(6-0, 224, JR-2L) or
	90	Nelson Paul	(6-1, 220, SO-1L)
<b>Fox</b>	16	Trevor Denbow	(5-11, 225, SR-2L)
	2	Cam Jones	(5-11, 185, SO-1L) or
	10	Ty DeArman	(5-11, 185, FR-TR)
<b>Mike</b>	50	Richard McBryde	(6-1, 232, SR-1L)
	9	Shaine Hailey	(5-11, 215, SR-3L)
<b>Bat</b>	3	Delano Robinson	(6-0, 238, SR-3L)
	43	Brian Holloway	(5-11, 205, JR-1L)
<b>CB</b>	5	Ar'mani Johnson	(5-11, 177, JR-1L)
	8	Bryan Massey	(5-11, 185, FR-HS) or
	29	Justin Guy-Robinson	(5-10, 180, JR-2L)
<b>S</b>	11	Chevin Calloway	(5-10, 190, JR-1L)
	21	Donald Clay	(6-0, 190, FR-RS)
<b>S</b>	18	Chace Cromartie	(6-0, 180, SO-1L)
	13	Roderick Roberson, Jr.	(6-0, 183, FR-RS)
<b>CB</b>	23	Brandon Stephens	(6-0, 206, SR-1L)
	1	Brandon Crossley	(5-10, 159, SO-TR)

## FUTURE SCHEDULES

Sept. 25 at TCU **2021**

Sept. 10 Lamar  
Sept. 17 at Maryland  
Sept. 24 TCU **2022**

Sept. 10 Lamar  
Sept. 17 at Maryland  
Sept. 23 at TCU **2023**

Sept. 14 at Vanderbilt  
Sept. 21 TCU **2024**

Sept. 20 at TCU **2025**

Sept. 9 at Vanderbilt **2028**

Sept. 15 Vanderbilt **2029**

Dates/Games subject to change

# CAREER PARTICIPATION

GAMES	GP	GS
HOWERTON, Hayden	42	36
DAVIS, Christian	41	9
BUECHELE, Shane	41	36
McBRYDE, Richard	41	15
WILLIAMS, Mike	40	25
ROBINSON, Delano	39	21
STEPHENS, Brandon	39	18
HAILEY, Shaine	38	1
PAGE, Tyler	37	6
GRANSON, Kylen	36	18
McINTYRE, Tommy	35	3
MOORE, Richard	34	15
ROBERSON JR., Reggie	34	19
CALLOWAY, Chevin	30	5
COXE, Turner	30	28
DENBOW, Trevor	30	26
REDDING, Ben	30	1
ALI, Alan	29	26
PHILLIPS JR., Jimmy	29	0
NDUKWE, Toby	27	5
WILEY, Gary	26	0
CHOATE, Gerrit	25	0
THOMAS, Jaylon	25	24
NEWMAN, Terrance	25	0
SMITH, Kadarius	24	1
GUY-ROBINSON, Justin	23	0
MORRIS, Beau	22	20
RISPRESS, J.C.	21	0
PUGH, Jacob	21	0
JONES, Will	21	0
BELL, Judah	20	7
LOVELESS, Harrison	20	5
ELLISON, Preston	19	0
JOHNSON, Ar'mani	19	14
LAVINE, Tyler	17	0
PAUL, Nelson	17	0
BRYANT, Cobe	17	4
CROMARTIE, Chace	17	4
CROSSLEY, Brandon	17	1
HOLLOWAY, Brian	17	0
CHATMAN, Elijah	16	5
SALERNO, Michael	16	0
UPSHAW, Austin	16	0
McDANIEL, TJ	15	4
RICE, Rashee	15	5
SCOTT, Warren	13	0
VOYLES, Cole	13	0
FITZ, Armando	13	0
BROWN, William	12	3
NAGGAR, Chris	12	0
WILLIAMS, TaMerik	12	0
ROBERTS, Russell	11	0
BENTLEY IV, Ulysses	9	1
JONES, Cam	8	0
ROBERSON JR., Roderick	8	1
GREEN, Derek	8	0
CLAY, Donald	8	0
IKE, Danielson	7	1
WIGGINS, Calvin	6	0
ERVIN, Cameron	6	1
BROWN, Darren	5	0
CANNON, Charles	5	0
JACKSON, T.Q.	5	0
BURNS, Keke	5	0
AHO, Junior	5	0
GRAY, Danny	5	4
MASSEY, Bryan	5	0
BENTON, Will	5	0
GIPSON, Terrance	4	0
DORRITY, Matt	4	0
OEHRLEIN, Jacob	3	0
DOTSON, Shabazz	3	0
WESTFALL, Sam	3	0
OSBORNE, Justin	3	3
BRYANT, Marcus	3	0
DeARMAN, Ty	3	0
LEVELSTON, DeVere	3	0
BARKER, Beau	3	0
FRAANJE, Matt	2	0
HICKMAN, Branson	2	0
BLASKOVICH, Kyle	1	0
KEYS III, Terry	1	0
KAZADI, Ra-Sun	1	0
JORDAN, Demetri	1	0
WALLS, Warren	1	0
HASKIN, Gage	1	0
CORDELL, Dylan	1	0
SPARKS, Ben	1	0
JOHNSON, Thad	1	0



# SMU ALPHABETICAL ROSTER

## NUMERICAL ROSTER

No.	Name	Pos.
0	Thad Johnson	WR
1	Brandon Crossley	CB
1	Terrance Gipson	QB
2	Cam Jones	DB
2	Josh Stupin	QB
3	T.Q. Jackson	WR
3	Delano Robinson	LB
4	Tyler Page	WR
5	Danny Gray	WR
5	Ar'mani Johnson	CB
6	Austin Upshaw	WR
7	Shane Buechele	QB
7	Matt Fraanje	P
8	Bryan Massey	CB/S
8	Reggie Roberson, Jr.	WR
9	William Brown	WR
9	Shaine Hailey	LB
10	Ty DeArman	S
11	Chevin Calloway	S
11	Rashee Rice	WR
12	Derek Green	QB
13	Judah Bell	TE
13	Roderick Roberson, Jr.	S
14	Richard Moore	LB
15	Calvin Wiggins	WR
16	Keke Burns	WR
16	Trevor Denbow	LB
18	Chace Cromartie	S
18	Jacob Oehrlein	QB
20	Marcus Nesby	CB
20	Cameron Rosenberger	RB
21	Donald Clay	S
21	TaMerik Williams	RB
22	Blake Bedwell	RB
22	Karl Taylor	DB
23	Brandon Stephens	DB
24	Kade Ashley	RB
24	Jimmy Phillips, Jr.	LB
25	Carter Link	LB
25	T.J. McDaniel	RB
26	Ulysses Bentley IV	RB
26	Sam Westfall	CB
27	Michael Salerno	S
28	Christian Davis	CB
29	Justin Guy-Robinson	CB
30	Kyle Blaskovich	LB
31	Tyler Lavine	RB
31	Tripp McAda	S
32	JC Rispress	LB
33	Junior Aho	DL
34	Joshua Brown	CB
34	Chris Naggar	K
35	Chad Dines	WR
35	Armando Fitz	LB
36	Walker French	WR
36	Terry Keys III	CB
38	Toby Ndukwue	DE
39	Darren Brown	DT
39	Carter Campbell	WR
40	Elijah Chatman	DT
40	Gage Haskin	TE/LS
41	Preston Ellison	LB
42	Beau Barker	WR
42	Ra-Sun Kazadi	S
43	Brian Holloway	LB
43	Peyton Hudson	WR
44	Charles Cannon	K
44	Athan Natsues	S
45	Luke Evans	LB
45	Ben Palmer	WR
46	Garnett March II	DE

No.	Name	Pos.	Ht.	Wt.	Cl-Exp.	Hometown/Last School/High School
47	Devin Aglubat	WR	6-0	185	FR-HS	Los Angeles, Calif. / Brentwood School
33	Junior Aho	DL	6-4	260	SO-JC	Nice, France / New Mexico Military Institute
77	Alan Ali	OL	6-4	303	JR-2L	Fort Worth, Texas / Timber Creek
24	Kade Ashley	RB	5-11	230	JR-TR	Lucas, Texas / Lovejoy
74	Tyler Bailey	OL	6-4	285	FR-HS	Edinburg, Texas / Vela
47	Hunter Ballard	S	5-10	190	FR-RS	Redondo Beach, Calif. / Loyola High School of Los Angeles
42	Beau Barker	WR	6-0	165	FR-RS	Amarillo, Texas / Amarillo
22	Blake Bedwell	RB	5-10	183	FR-HS	Amarillo, Texas / Amarillo
13	Judah Bell	TE	6-3	215	JR-1L	Tyler, Texas / Bishop T.K. Gorman
26	Ulysses Bentley IV	RB	5-10	184	FR-RS	Houston, Texas / C.E. King
48	Will Benton	LS/LB	6-0	185	FR-HS	Atlanta, Ga. / The Westminster Schools
30	Kyle Blaskovich	LB	6-2	219	JR-SQ	Moorestown, N.J. / Moorestown
59	Tai Brooks	OL	6-4	335	FR-RS	Allen, Texas / Allen
39	Darren Brown	DT	6-1	308	SO-1L	Converse, Texas / Judson
34	Joshua Brown	CB	5-11	180	JR-SQ	Baton Rouge, La. / Central
9	William Brown	WR	6-3	220	SO-1L	Rosenberg, Texas / Lamar Consolidated
57	Cobe Bryant	OL	6-5	320	SR-1L	Auburn Hills, Mich. / Riverside C.C. / Arizona Western / Rochester
52	Marcus Bryant	OL	6-6	260	FR-HS	Round Rock, Texas / Cedar Ridge
7	Shane Buechele	QB	6-1	207	SR-1L	Arlington, Texas / Lamar HS
86	Brodie Burke	DE	6-3	202	FR-HS	Dallas, Texas / Episcopal School of Dallas
16	Keke Burns	WR	6-3	202	FR-RS	Pittsburg, Texas / Pittsburg
66	Sam Burns	OL	6-3	283	FR-RS	Dallas, Texas / Parish Episcopal
11	Chevin Calloway	S	5-10	190	JR-1L	Dallas, Texas / Arkansas / Bishop Dunne
39	Carter Campbell	WR	5-11	170	FR-HS	San Antonio, Texas / Reagan
44	Charles Cannon	K	5-8	177	JR-SQ	Justin, Texas / UTSA / Northwest
40	Elijah Chatman	DT	6-0	272	SO-1L	Shreveport, La. / Evangel Christian Academy
54	Gerrit Choate	DE	5-11	236	SR-2L	Dallas, Texas / Utah / Parish Episcopal
21	Donald Clay	S	6-0	190	FR-RS	New Orleans, La. / John Curtis
67	Dylan Cordell	OL	6-2	285	FR-HS	Houston, Texas / Houston Second Baptist
97	Turner Coxie	DE	6-2	247	JR-2L	Dallas, Texas / Highland Park
18	Chace Cromartie	S	6-0	180	SO-1L	Cibola, Texas / Steele
1	Brandon Crossley	CB	5-10	159	SO-TR	Dallas, Texas / Colorado State / Little Elm
28	Christian Davis	CB	5-11	195	SR-3L	Waco, Texas / Midway
10	Ty DeArman	S	5-11	185	FR-TR	Arlington, Texas / Oklahoma / Bowie
16	Trevor Denbow	LB	5-11	225	SR-2L	Corsicana, Texas / Navarro College / Corsicana
98	Austin Dennis	K	5-11	164	FR-RS	Boerne, Texas / Geneva School
35	Chad Dines	WR	6-1	190	SO-HS	Littleton, Colo. / Develyn Junior/Senior
84	Matt Dorrity	WR	5-7	180	JR-1L	Coppell, Texas / Coppell
92	Shabazz Dotson	DT	6-3	255	SO-1L	Cedar Hill, Texas / Cedar Hill
93	Bobby Duncum	DE	6-4	225	FR-HS	Austin, Texas / Westlake
56	Cade Ellis	LB	6-1	190	FR-HS	San Diego, Calif. / Sante Fe Christian School
41	Preston Ellison	LB	6-2	211	JR-2L	Odessa, Texas / Permian
64	Cameron Ervin	OL	6-1	260	FR-RS	Fayetteville, Ark. / Fayetteville
45	Luke Evans	LB	5-9	225	FR-RS	Liberty, Texas / Liberty HS
35	Armando Fitz	LB	6-1	225	JR-1L	Fort Worth, Texas / Drake / Fort Worth Christian
7	Matt Fraanje	P	6-5	176	FR-HS	Australia
36	Walker French	WR	5-10	160	JR-SQ	Highland Park, Texas / Highland Park
64	Ben Furgal	LB	5-11	180	FR-RS	Southlake, Texas / Southlake Carroll
58	Eli Furgal	LB	5-11	195	FR-RS	Southlake, Texas / Southlake Carroll
1	Terrance Gipson	QB	6-0	193	FR-RS	Houston, Texas / Westfield
59	Will Goldberg	LB	5-10	198	FR-RS	Santa Monica, Calif. / Harvard-Westlake
83	Kylen Granson	TE	6-3	235	SR-1L	Austin, Texas / Rice / Westlake
5	Danny Gray	WR	6-1	180	JR-JC	Dallas, Texas / Blinn College / James Madison HS
12	Derek Green	QB	6-3	205	SO-1L	Leawood, Kan. / Rockhurst
29	Justin Guy-Robinson	CB	5-10	180	JR-2L	Pearland, Texas / Pearland
9	Shaine Hailey	LB	5-11	215	SR-3L	Dallas, Texas / Bishop Dunne
40	Gage Haskin	TE/LS	6-4	210	FR-HS	North Richland Hills, Texas / Birdville
56	Branson Hickman	OL	6-2	285	FR-HS	McKinney, Texas / Jesuit College Prep
43	Brian Holloway	LB	5-11	205	JR-1L	League City, Texas / Kilgore College / Clear Lake
75	Hayden Howerton	OL	6-3	300	SR-3L	Katy, Texas / Katy
43	Peyton Hudson	WR	5-9	160	FR-HS	Weatherford, Texas / Weatherford
79	Danielson Ike	OL	6-6	338	FR-RS	Kansas City, Mo. / Rockhurst
3	T.Q. Jackson	WR	6-4	197	FR-TR	Jefferson, Texas / Arkansas / Jefferson
5	Ar'mani Johnson	CB	5-11	177	JR-1L	Missouri City, Texas / Ridge Point
0	Thad Johnson	WR	6-0	175	FR-HS	Beaumont, Texas / West Brook
2	Cam Jones	DB	5-11	185	SO-1L	Mansfield, Texas / Nebraska / Mansfield
85	Keith Jones	WR	6-1	187	SO-1L	San Clemente, Calif. / San Clemente
	Orlando Jones	RB	5-9	240	JR-JC	Fredericksburg, Va. / Hutchinson CC
95	Will Jones	DT	6-1	300	SR-1L	Dallas, Texas / Tyler JC / Baylor / Prestonwood Christian Academy
72	Demetri Jordan	OL	6-5	330	JR-JC	Lubbock, Texas / Tyler JC / Coronado
42	Ra-Sun Kazadi	S	5-11	185	SO-1L	Waco, Texas / Jonesboro

## NUMERICAL ROSTER

No.	Name	Pos.
47	Devin Aglubat	WR
47	Hunter Ballard	S
48	Will Benton	LS/LB
48	Devan Reck-Irvin	WR
49	Nick Lerew	LB
49	Cole Voyles	LS
50	Richard McBryde	LB
51	Justin Osborne	OL
51	Warren Walls	DE
52	Marcus Bryant	OL
52	Deuce Palmer	LB
53	Garrett Madison	LB
54	Gerrit Choate	DE
55	Gary Wiley	DE
56	Cade Ellis	LB
56	Branson Hickman	OL
57	Cobe Bryant	OL
57	Mike Williams	DT
58	Eli Furgal	LB
59	Tai Brooks	OL
59	Will Goldberg	LB
60	Henry Mossberg *	OL
60	Reid Stacy	LB
61	Dalton Perdue	OL
61	Jack Young	DE
62	Marcus Smith	OL
63	Erin Smith	OL
64	Cameron Ervin	OL
64	Ben Furgal	LB
65	John Porter	LB
65	Thomas Shelmire	OL
66	Sam Burns	OL
66	Trent Strong	LB
67	Dylan Cordell	OL
67	Dalton Sawyer	LB
68	Jackson Ritz	OL
69	Ben Sparks	OL
70	Kadarius Smith	OL
71	Jaylon Thomas	OL
72	Demetri Jordan	OL
74	Tyler Bailey	OL
75	Hayden Howerton	OL
77	Alan Ali	OL
78	Beau Morris	OL
79	Danielson Ike	OL
81	Ben Redding	TE
82	Parker Stone	WR
83	Kylen Granson	TE
84	Matt Dorrity	WR
85	Keith Jones	WR
86	Brodie Burke	DE
86	Tommy McIntyre	TE
89	John Luke Roberts	TE/LS
89	Alex Sickafoose	DL
90	Nick Lang	P
90	Nelson Paul	DE
91	Terrance Newman	DT
92	Shabazz Dotson	DT
93	Bobby Duncum	DE
94	Mason Mastrov	DE
94	Wills Thompson III	K
95	Will Jones	DT
96	DeVere Levelston	DT
97	Turner Cox	DE
97	Russell Roberts	K/P
98	Austin Dennis	K
98	Jacob Pugh	DT
99	Harrison Loveless	DT
99	Warren Scott	P
	Orlando Jones	RB
	Alex Quirk	TE
	Thor Reneau	DE

\* Opted out for 2020 season

No.	Name	Pos.	Ht.	Wt.	Cl-Exp.	Hometown/Last School/High School
36	Terry Keys III	CB	5-11	180	SO-1L	Dickinson, Texas / Dickinson
90	Nick Lang	P	6-2	180	FR-RS	St. Louis, Mo. / Saint Louis University HS
31	Tyler Lavine	RB	5-11	220	SO-1L	Cedar Park, Texas / Army Preparatory Academy / Cedar Park
49	Nick Lerew	LB	5-11	240	SO-SQ	Dillsburg, Pa. / Gannon / Northern York
96	DeVere Levelston	DT	6-4	245	SO-JC	DeSoto, Texas / Tyler JC / DeSoto
25	Carter Link	LB	6-0	210	FR-HS	Pasadena, Calif. / Loyola High School of Los Angeles
99	Harrison Loveless	DT	6-3	291	JR-1L	Cypress, Texas / Cypress Ranch
53	Garrett Madison	LB	6-0	217	FR-RS	Katy, Texas / Katy
46	Garrett March II	DE	6-1	200	FR-RS	Sherman Oaks, Calif. / Harvard-Westlake
8	Bryan Massey	CB/S	5-11	185	FR-HS	Katy, Texas / Katy
94	Mason Mastrov	DE	6-3	215	FR-HS	Lafayette, Calif. / Campolindo
31	Tripp McAda	S	5-10	170	FR-HS	Sunnyvale, Texas / Sunnyvale
50	Richard McBryde	LB	6-1	232	SR-1L	Troy, Ala. / Auburn / Charles Henderson
25	TJ McDaniel	RB	5-11	194	SO-1L	Southlake, Texas / Southlake Carroll
86	Tommy McIntyre	TE	6-8	258	SR-1L	Florham Park, N.J. / Cornell / St. Peter's Prep
14	Richard Moore	LB	6-0	226	SR-1L	Cedar Hill, Texas / Texas A&M / Cedar Hill
78	Beau Morris	OL	6-6	311	SR-2L	Baton Rouge, La. / Blinn College / St. Michael The Archangel
60	Henry Mossberg *	OL	6-4	290	FR-RS	Southlake, Texas / Southlake Carroll
34	Chris Naggar	K	6-1	195	SR-GT	Arlington, Texas / Texas / Arlington
44	Athan Natsues	S	6-1	186	SO-HS	Oakland, Calif. / Bishop O'Dowd
38	Toby Ndukwe	DE	6-2	240	JR-2L	Richmond, Texas / George Ranch
20	Marcus Nesby	CB	5-10	150	FR-RS	Corona, Calif. / Santiago
91	Terrance Newman	DT	5-11	315	JR-2L	Duncanville, Texas / Duncanville
18	Jacob Oehlein	QB	6-1	215	SO-1L	Brenham, Texas / Brenham
51	Justin Osborne	OL	6-4	280	FR-TR	Flower Mound, Texas / Auburn / Marcus
4	Tyler Page	WR	5-11	193	SR-3L	Friendswood, Texas / Friendswood
45	Ben Palmer	WR	5-8	168	FR-RS	Dallas, Texas / Lakehill Prep
52	Deuce Palmer	LB	6-2	230	FR-RS	Danville, Calif. / San Ramon Valley
90	Nelson Paul	DE	6-1	200	SO-1L	Bunnell, Fla. / Flagler Palm Coast
61	Dalton Perdue	OL	6-6	315	FR-HS	El Dorado, Ark. / El Dorado
24	Jimmy Phillips, Jr.	LB	6-0	224	JR-2L	Mesquite, Texas / Poteet
65	John Porter	LB	6-0	200	SO-HS	Little Elm, Texas / Narbonne
98	Jacob Pugh	DT	6-0	297	SR-1L	Addison, Texas / Tulsa / Greenhill
	Alex Quirk	TE	6-5	215	FR-TR	Darien, Conn. / Fairleigh Dickinson / Darien
48	Devan Reck-Irvin	WR	6-3	170	FR-RS	Amarillo, Texas / Tascosa
81	Ben Redding	TE	6-4	237	JR-2L	Friendswood, Texas / Friendswood
	Thor Reneau	DE	6-3	215	FR-HS	Redondo Beach, Calif. / Redondo Union
11	Rashee Rice	WR	6-1	189	SO-1L	North Richland Hills, Texas / Richland
32	JC Rispress	LB	5-10	193	JR-2L	Fort Worth, Texas / All Saints Episcopal
68	Jackson Ritz	OL	6-2	302	FR-HS	Austin, Texas / Austin
8	Reggie Roberson, Jr.	WR	6-0	200	SR-2L	DeSoto, Texas / West Virginia / Mesquite Horn
13	Roderick Roberson, Jr.	S	6-0	183	FR-RS	Royse City, Texas / Royse City
89	John Luke Roberts	TE/LS	6-4	210	FR-HS	Austin, Texas / Austin Regents
97	Russell Roberts	K/P	6-0	178	SO-1L	Jackson, Miss. / Middle Tennessee / Jackson Preparatory School
3	Delano Robinson	LB	6-0	238	SR-3L	Denton, Texas / Billy Ryan
20	Cameron Rosenberger	RB	5-9	195	FR-RS	Memphis, Tenn. / Evangelical Christian
27	Michael Salerno	S	6-0	187	JR-1L	Encino, Calif. / Crespi
67	Dalton Sawyer	LB	6-1	200	FR-HS	China Spring, Texas / Vanguard College Preparatory
99	Warren Scott	P	6-2	190	SO-1L	Jackson, Miss. / Woodberry Forest School
65	Thomas Shelmire	OL	6-3	290	SO-SQ	Dallas, Texas / Boston College / Highland Park
89	Alex Sickafoose	DL	6-3	214	FR-RS	Katy, Texas / St. John XXIII
63	Erin Smith	OL	6-4	270	FR-HS	Little Rock, Ark. / North Little Rock
70	Kadarius Smith	OL	6-2	300	SR-2L	Plano, Texas / Plano
62	Marcus Smith	OL	6-3	315	FR-HS	Stafford, Texas / Stafford
69	Ben Sparks	OL	6-4	285	FR-HS	Norman, Okla. / Norman
60	Reid Stacy	LB	6-0	215	FR-RS	Frisco, Texas / Trinity Christian Academy
23	Brandon Stephens	DB	6-0	206	SR-1L	Plano, Texas / UCLA / Plano
82	Parker Stone	WR	5-11	185	FR-RS	Dallas, Texas / Parish Episcopal
66	Trent Strong	LB	6-0	225	FR-HS	Tucson, Ariz. / Salpointe Catholic
2	Josh Stupin	QB	5-10	170	FR-HS	Newport Beach, Calif. / Villa Park
22	Karl Taylor	DB	6-0	180	FR-HS	Midland, Texas / Midland Lee
71	Jaylon Thomas	OL	6-3	312	JR-2L	Lubbock, Texas / Coronado
94	Wills Thompson III	K	5-11	168	FR-RS	Charlotte, N.C. / Woodberry Forest School
6	Austin Upshaw	WR	6-1	215	JR-1L	La Porte, Texas / La Porte
49	Cole Voyles	LS	6-0	186	SO-1L	Houston, Texas / Memorial
51	Warren Walls	DE	6-3	210	FR-RS	Dallas, Texas / Bishop Lynch
26	Sam Westfall	CB	5-11	181	SO-SQ	Saint George, Utah / Mesa C.C. / Dixie
15	Calvin Wiggins	WR	6-4	195	FR-RS	Trophy Club, Texas / Byron Nelson
55	Gary Wiley	DE	6-1	241	JR-2L	Longview, Texas / Pine Tree
57	Mike Williams	DT	6-2	290	SR-GT	Fort Worth, Texas / Stanford / All Saints' Episcopal
21	TaMerik Williams	RB	5-11	235	SO-1L	Angleton, Texas / Angleton
61	Jack Young	DE	6-3	220	FR-RS	Ladera Ranch, Calif. / St. Margaret's Episcopal School

\* Opted out for 2020 season

# THE LAST TIME IT HAPPENED...

## AN SMU TEAM ...

Had 30 or more first downs  
at UNT (33), Sept. 19, 2020

Had 28 or more first downs  
at UNT (33), Sept. 19, 2020

Had 25 or more first downs  
at Tulane (25), Oct. 16, 2020

Had 500 or more yards rushing  
vs. Tulane (519), 1982 (SMU Record)

Had 400 or more yards rushing  
at TCU (467), Sept. 28, 1985

Had 300 or more yards rushing  
at UNT (366), Sept. 19, 2020

Had 250 or more yards rushing  
vs. SFA (260), Sept. 26, 2020

Had 200 or more yards rushing  
vs. SFA (260), Sept. 26, 2020

Had 80 or more rushing attempts  
at Rice (80), 1973 (SMU Record)

Had 70 or more rushing attempts  
vs. Tulane (71), 1982

Had 60 or more rushing attempts  
vs. Tulane (71), 1982

Had 50 or more rushing attempts  
at UNT (51), Sept. 19, 2020

Had six or more rushing touchdowns  
at Connecticut (6), Nov. 10, 2018

Had five or more rushing touchdowns  
vs. SFA (5), Sept. 26, 2020

Had four or more rushing touchdowns  
vs. SFA (5), Sept. 26, 2020

Had three or more rushing touchdowns  
vs. SFA (5), Sept. 26, 2020

Had 500 or more yards passing  
vs. Temple (538), 2013

Had 450 or more yards passing  
vs. Memphis (474), Oct. 3, 2020

Had 400 or more yards passing  
at Tulane (439), Oct. 16, 2020

Had 300 or more yards passing  
at Tulane (439), Oct. 16, 2020

Had 70 or more pass attempts  
vs. Rutgers (71), 2013

Had 60 or more pass attempts  
at ECU (67), Oct. 4, 2014

Had 59 or more pass attempts  
vs. Houston (59), Oct. 7, 2017

Had 50 or more pass attempts  
at FAU (50), Dec. 21, 2019

Had 40 or more completions  
vs. Houston (41), Oct. 7, 2017

Had 30 or more completions  
vs. ECU (33), Nov. 9, 2019

Had six or more passing touchdowns  
vs. Temple (6), Oct. 19, 2019

Had five or more passing touchdowns  
vs. ECU (5), Nov. 9, 2019

Had four or more passing touchdowns  
at UNT (4), Sept. 19, 2020

Had three or more passing touchdowns  
vs. Memphis (3), Oct. 3, 2020

Had five passes intercepted  
vs. TCU (5), 2012

Had four passes intercepted  
at TCU (4), 2013

Had three passes intercepted  
at Baylor (3), 2016

Had 700 yards or more total offense  
at UNT (710), Sept. 19, 2020

Had 650 yards or more total offense  
at UNT (710), Sept. 19, 2020

Had 600 yards or more total offense  
at UNT (710), Sept. 19, 2020

Had 550 yards or more total offense  
at Tulane (581), Oct. 16, 2020

Had 500 yards or more total offense  
at Tulane (581), Oct. 16, 2020

Had 450 yards or more total offense  
at Tulane (581), Oct. 16, 2020

Had 400 yards or more total offense  
at Tulane (581), Oct. 16, 2020

Had 300 yards passing and 250 yards rushing  
at UNT (344/366), Sept. 19, 2020

Had 90 or more plays  
vs. Temple (109), Oct. 19, 2019 (SMU Record)

Had 80 or more plays  
at Tulane (81), Oct. 16, 2020

Scored 70 or more points (SMU Record)  
vs. Houston (72), 2012

Scored 60 or more points  
at UNT (65), Sept. 19, 2020

Scored 50 or more points  
vs. SFA (50), Sept. 26, 2020

Scored 40 or more points  
vs. SFA (50), Sept. 26, 2020

Scored 50+ points in consecutive games  
at UNT (65) Sept. 19, 2020 & vs. SFA (50), Sept. 26, 2020

Allowed 70 or more points  
vs. Navy (75), Nov. 26, 2016

Allowed 60 or more points  
at Memphis (66), Nov. 18, 2017

Allowed 50 or more points  
at FAU (52), Dec. 21, 2019

Allowed 45 or more points  
at FAU (52), Dec. 21, 2019

Allowed 40 or more points  
at FAU (52), Dec. 21, 2019

Had 10 or more sacks  
at USF (10), Sept. 28, 2019 (SMU record)

Had 7 or more sacks  
at Houston (7), Oct. 24, 2019

Had 5 or more sacks  
vs. SFA (5), Sept. 26, 2020

Allowed 8 or more sacks  
vs. ECU (8), Oct. 3, 2015

Allowed 5 or more sacks  
at Tulsa (5), Nov. 24, 2018

Did not allow a sack  
at FAU, Dec. 21, 2019

Lost five or more fumbles  
at Oregon St. (6), 1973

Lost four or more fumbles  
at Memphis (4), Nov. 28, 2015

Did not commit a turnover  
vs. SFA, Sept. 26, 2020

Had two 100-yards rushers in a game (RB/RB)  
U. Bentley IV (104) & TJ McDaniel (104) vs. SFA, Sept. 26, 2020

Had two 100-yards rushers in a game (QB/RB)  
M. Davis (156) & X. Jones (117) vs. Tulane, 2015

Had two players rush for two or more touchdowns  
K. Freeman (3) & X.Jones (2), at Connecticut, Nov. 10, 2018

Had three or more 100-yard receivers in a game  
R. Rice (139), D. Gray (133), T. Page (101) at Tulane, Oct. 16, 2020

Had two or more 100-yard receivers in a game  
R. Rice (139), D. Gray (133), T. Page (101) at Tulane, Oct. 16, 2020

Had two receivers catch 10+ passes in a game  
T. Quinn (17) & C. Sutton (11) at Houston (544), Oct. 7, 2017

Had three receivers catch 7+ passes in a game  
D. Joseph (13), S. Nelson (9) & D. Thompson (7) at ECU, Oct. 4, 2014

Had 10 or more receivers catch a pass in a game  
at UNT (10), Sept. 19, 2020

Had two 100-yard passers in a game  
B. Hicks (112) & R. Peavey (110) vs. SFA, Sept. 2, 2017

Had one 100-yard rusher & one 100-yard receiver in a game  
U. Bentley IV (227) & R. Roberson Jr. (103)/ R. Rice (102) at UNT, Sept. 19, 2020

Had two 100-yard rushers & one 100-yard receiver in a game  
X. Jones (133)/K. Freeman (116) & J. Proche (101), at Connecticut, Nov. 10, 2018

Had one 100-yard rusher & two 100-yard receivers in a game  
U. Bentley IV (227) & R. Roberson Jr. (103)/R. Rice (102) at UNT, Sept. 19, 2020

Had three players over 150 all-purpose yards  
C. Sutton (166), K. Freeman (159) & H. Richardson (150) at ECU, Nov. 12, 2016

Had four players over 100 all-purpose yards  
U. Bentley IV (248), D. Gray (132), R. Roberson Jr. (128) & R. Rice (102) at UNT, Sept. 19, 2020

Did not punt  
at Navy, 1998

Had a PAT kick blocked  
vs. SFA, Sept. 26, 2020

Had a field goal blocked  
at Tulsa, Nov. 24, 2018

Had a punt blocked  
vs. ECU, Oct. 3, 2015

Recovered an onside kick  
A.J. Justin vs. JMU, Sept. 26, 2015

Had two or more blocked kicks  
J. Lawler (FG) & R. Becker (P) vs. Connecticut, Sept. 30, 2017

Defeated a ranked opponent  
vs. No. 25 Memphis (30-27), Oct. 3, 2020

Was held scoreless  
at Memphis, Nov. 28, 2015 (Lost 63-0)

Was held scoreless on the road  
at Memphis Nov. 28, 2015 (Lost 63-0)

Was held scoreless at home  
vs. TCU, Sept. 27, 2014 (Lost 56-0)

Was held scoreless at a neutral site  
Rose Bowl (Stanford 7-0), Jan. 1, 1936

Held an opponent scoreless on the road  
at UTEP (17-0), 2012

Held an opponent scoreless at home  
vs. SFA (52-0), 2012

Held an opponent scoreless at a neutral site  
vs. College of Pacific at Tyler, Texas (34-0), 1941

Held an opponent scoreless for three quarters  
vs. USF, Nov. 15, 2014 (Lost 14-13)

Won an overtime game  
at Tulane, Oct. 16, 2020 (37-34 OT)

Lost an overtime game  
vs. Cincinnati, Oct. 27, 2018 (26-20 OT)

Won a game on the last play  
at Tulane, Oct. 16, 2020 (37-34 OT), C. Naggar 34-yd. FG

Won a game on the last offensive play  
at Tulane, Oct. 16, 2020 (37-34 OT), C. Naggar 34-yd. FG

Held an opponent to no offensive touchdowns  
at UTEP, 2012

Held opponent to 10 or less first downs  
at USF (10), 2013

Held an opponent to 100 or less rushing yards  
vs. SFA (51), Sept. 26, 2020

Held opponent to 50 or less rushing yards  
vs. Texas State (16), Sept. 14, 2019

Held opponent to negative rushing yards  
vs. Connecticut (-8), Sept. 30, 2017

Held opponent to 100 or less passing yards  
vs. Navy (25), Sept. 22, 2018

Held opponent to 50 or less passing yards  
vs. Navy (25), Sept. 22, 2018

Had 11 or more TFLs  
vs. SFA (13.0), Sept. 26, 2020

Had 10 or more TFLs  
vs. SFA (13.0), Sept. 26, 2020

Intercepted five or more passes  
vs. Houston (6), 2012

Intercepted four or more passes  
vs. Liberty (4), Sept. 17, 2016

Intercepted three or more passes  
vs. Tulsa (3), Oct. 5, 2019

Had multiple interceptions in consecutive games  
2 vs. USF (Sept. 28, 2019), 3 vs. Tulsa (Oct. 5, 2019)



Had four or more fumble recoveries at Connecticut (4), Dec. 6, 2014

Had three or more fumble recoveries at TCU (3), Sept. 21, 2019

Registered ten or more takeaways vs. Stephen F. Austin (10), Sept. 8, 2012 (SMU Record)

Registered nine or more takeaways vs. Houston (9), Oct. 18, 2012

Registered eight or more takeaways vs. Houston (9), Oct. 18, 2012

Registered seven or more takeaways vs. Houston (9), Oct. 18, 2012

Registered six or more takeaways vs. Houston (9), Oct. 18, 2012

**Registered five or more takeaways** at East Carolina (5), Nov. 12, 2016

Registered four or more takeaways vs. Memphis (4), Oct. 3, 2020

Had 2 defensive TDs in a game Jordan Wyatt (2 - INT, FR) vs. Stephen F. Austin, Sept. 2, 2017

Had 2 interceptions TDs in a game Horace Richardson (2) at East Carolina, Nov. 12, 2016

Held opponent to 300 or less yards total offense vs. Temple (273), Oct. 19, 2019

Held opponent to 200 or less yards total offense vs. Southern Miss (178), 2012

Had 10 or more penalties at Tulane (10), Oct. 16, 2020

Did not commit a penalty vs. Tulane, Nov. 30, 2019

Had 100 or more yards in penalties at Memphis (108), Nov. 2, 2019

Scored a safety vs. SFA, Sept. 26, 2020

Scored a two-point conversion at Memphis (J. Thomas rush), Nov. 2, 2019

Converted 5+ 4th Downs vs. ECU (5 of 5), Nov. 9, 2019

Converted 4+ 4th Downs vs. ECU (5 of 5), Nov. 9, 2019

## AN SMU PLAYER ...

Rushed 35 or more times Keylon Kincade (36) at Tulsa, 2003

Rushed 30 or more times Zach Line (30) at ECU, 2010

Rushed for 200 or more yards Ulysses Bentley IV (227) at UNT, Sept. 19, 2020

Rushed for 100 or more yards Ulysses Bentley IV (227) at UNT, Sept. 19, 2020

Rushed for four or more touchdowns Zach Line (5) vs. Northwestern St., 2011

Rushed for three or more touchdowns Ulysses Bentley IV (3) at UNT, Sept. 19, 2020

Rushed for two or more touchdowns Ulysses Bentley IV (2) vs. SFA, Sept. 26, 2020

Had a run of 80 or more yards Ulysses Bentley IV (84) at UNT, Sept. 19, 2020

Had a run of 70 or more yards Ulysses Bentley IV (84) at UNT, Sept. 19, 2020

Had a run of 60 or more yards Ulysses Bentley IV (84) at UNT, Sept. 19, 2020

Had a run of 50 or more yards Ulysses Bentley IV (84) at UNT, Sept. 19, 2020

Had a run of 40 or more yards Ulysses Bentley IV (84) at UNT, Sept. 19, 2020

Passed for 500 or more yards Garrett Gilbert (538) vs. Temple, 2013

Passed for 400 or more yards Shane Buechele (474) vs. Memphis, Oct. 3, 2020

Passed for 350 or more yards Shane Buechele (384) at Tulane, Oct. 16, 2020

Passed for 300 or more yards Shane Buechele (384) at Tulane, Oct. 16, 2020

Attempted 58 or more passes Ben Hicks (58) at Houston, Oct. 7, 2017

Attempted 55 or more passes Ben Hicks (55) vs. Memphis, Nov. 16, 2018

Attempted 50 or more passes Shane Buechele (54) at Memphis, Nov. 2, 2019

Completed 40 or more passes Ben Hicks (41) at Houston, Oct. 7, 2017

Completed 30 or more passes Shane Buechele (33) vs. ECU, Nov. 9, 2019

Threw six or more touchdown passes Shane Buechele (6) vs. Temple, Oct. 19, 2019 (SMU Record)

Threw five or more touchdown passes Shane Buechele (5) vs. ECU, Nov. 9, 2019

Threw four or more touchdown passes Shane Buechele (4) at UNT, Sept. 19, 2020

Threw three or more touchdown passes Shane Buechele (3) vs. Memphis, Oct. 3, 2020

A non-QB threw touchdown Ke'mon Freeman to Ryan Becker (2 yards) at FAU, Dec. 21, 2019

Threw a pass for 90 or more yards William Brown to Tyler Page (92t) vs. HBU, Sept. 29, 2018

Threw a pass for 88 or more yards William Brown to Tyler Page (92t) vs. HBU, Sept. 29, 2018

Threw a pass for 86 or more yards William Brown to Tyler Page (92t) vs. HBU, Sept. 29, 2018

Threw a pass for 80 or more yards Shane Buechele to Reggie Roberson, Jr. (85t) vs. Memphis, Oct. 3, 2020

Had 600 or more yards total offense Garrett Gilbert (635) vs. Temple, 2013

Had 500 or more yards total offense Shane Buechele (501) vs. Memphis, Oct. 3, 2020

Had 400 or more yards total offense Shane Buechele (501) vs. Memphis, Oct. 3, 2020

Had 300 yards passing and 100 yards rushing Justin Willis (375 pass, 114 rush) at Memphis, 2007

Had 200 yards passing and 100 yards rushing Matt Davis (212 pass, 181 rush) at Tulsa, Nov. 8, 2014

Had 100 yards both passing and rushing Matt Davis (165 pass, 156 rush) vs. Tulane, 2015

Accounted for seven or more touchdowns Garrett Gilbert (7 - 5 pass, 2 rush) vs. Rutgers, 2013

Accounted for six or more touchdowns Shane Buechele (6 pass) vs. Temple, Oct. 19, 2019 (SMU Record)

Caught 15 or more passes at Cincinnati (17), Oct. 21, 2017

Caught 10 or more passes James Proche (14) vs. ECU, Nov. 9, 2019

Had 250 or more yards receiving Reggie Roberson Jr. (250) vs. Temple, Oct. 19, 2019

Had 200 or more yards receiving Reggie Roberson Jr. (243) vs. Memphis, Oct. 3, 2020

Had 150 or more yards receiving Reggie Roberson Jr. (243) vs. Memphis, Oct. 3, 2020

Had 100 or more yards receiving Rashee Rice (139), Danny Gray (133), Tyler Page (101) at Tulane, Oct. 16, 2020

Caught three or more TD passes Kylen Granson (3) vs. ECU, Nov. 9, 2019

Caught two or more TD passes Reggie Roberson Jr. (2) vs. Memphis, Oct. 3, 2020

Had a TD catch in 12 straight games James Proche vs. UNT, Texas State, at TCU, at USF, Tulsa, Temple, at Houston, at Memphis, ECU, at Navy, Tulane, at FAU 2019

Had a TD catch in 11 straight games James Proche vs. UNT, Texas State, at TCU, at USF, Tulsa, Temple, at Houston, at Memphis, ECU, at Navy, Tulane, at FAU 2019

Had a TD catch in ten straight games James Proche vs. UNT, Texas State, at TCU, at USF, Tulsa, Temple, at Houston, at Memphis, ECU, at Navy, Tulane, at FAU 2019

Had a TD catch in nine straight games James Proche vs. UNT, Texas State, at TCU, at USF, Tulsa, Temple, at Houston, at Memphis, ECU, at Navy, Tulane, at FAU 2019

Had a TD catch in eight straight games James Proche vs. UNT, Texas State, at TCU, at USF, Tulsa, Temple, at Houston, at Memphis, ECU, at Navy, Tulane, at FAU 2019

Had a TD catch in seven straight games James Proche vs. UNT, Texas State, at TCU, at USF, Tulsa, Temple, at Houston, at Memphis, ECU, at Navy, Tulane, at FAU 2019

Had a TD catch in six straight games James Proche vs. UNT, Texas State, at TCU, at USF, Tulsa, Temple, at Houston, at Memphis, ECU, at Navy, Tulane, at FAU 2019

**Had a TD catch in five straight games** James Proche vs. UNT, Texas State, at TCU, at USF, Tulsa, Temple, at Houston, at Memphis, ECU, at Navy, Tulane, at FAU 2019

Had a TD catch in four straight games Danny Gray at UNT, SFA, Memphis, at Tulane 2020

Had multiple players with multiple touchdowns Ulysses Bentley IV (3) & Reggie Roberson Jr. (2) at UNT, Sept. 19, 2020

Had 10 or more catches in a half Trey Quinn (11) vs. Connecticut, Sept. 30, 2017 (SMU Record)

**Made four field goals** Josh Williams (4) vs. Tulsa, Oct. 7, 2016 (Ties SMU Record)

**Made a field goal of 50 or more yards** Shane Buechele (384) at Tulane, Oct. 16, 2020

Scored four or more touchdowns Courtland Sutton (4) vs. North Texas, Sept. 9, 2017

Punted 10 or more times Jamie Sackville (11) vs. TCU, Sept. 7, 2018

Had a punt of 70 or more yards Trevor Denbow (72) vs. Temple, Oct. 19, 2019

Had a punt of 65 or more yards Trevor Denbow (72) vs. Temple, Oct. 19, 2019

Had a punt of 60 or more yards Trevor Denbow (72) vs. Temple, Oct. 19, 2019

Had at least four punts of 50 or more yards Jackson Koonce (4), vs. Texas A&M, Sept. 20, 2014

Had four or more sacks Justin Lawler (4) vs. Connecticut, Sept. 30, 2017 (SMU Record)

Had three or more sacks Patrick Nelson (3) vs. Texas State, Sept. 14, 2019

Had four or more tackles for loss J. Lawler & K. Mitchell (4) vs. Connecticut, Sept. 30, 2017

Have two sacks in consecutive games Patrick Nelson vs. Temple (2.0), at Houston (2.5)

Had 15 or more tackles Rodney Clemons, Jordan Williams (15) vs. Navy, Sept. 22, 2018

Had 10 or more tackles Delano Robinson (10) at UNT, Sept. 19, 2020

Intercepted four or more passes Wes Hopkins (4) at Houston, 1981

Intercepted three or more passes Devin Lowery (3) vs. Marshall, 2006

Intercepted two or more passes Ar'mani Johnson (2) vs. Tulsa, Oct. 5, 2019

Recovered two or more fumbles Kevin Pope (2) vs. Houston, 2012

Forced two or more fumbles Gary Wiley & Trevor Denbow vs. SFA (13.0), Sept. 26, 2020

Had 2 defensive TDs in a game Jordan Wyatt (2 - INT, FR) vs. Stephen F. Austin, Sept. 2, 2017 6th player in FBS history with INT & FR TD

Had 2 interceptions TDs in a game Horace Richardson (2) at East Carolina, Nov. 12, 2016

Returned a punt for a TD JaBryce Taylor (55) vs. Montana St., 2013

Returned a kickoff for a TD CJ Sanders (100 yards) at Navy, Nov. 23, 2019

Returned an interception for a TD Ar'mani Johnson (64 yards) vs. Tulsa, Oct. 5, 2019

Returned a fumble for a TD Jordan Wyatt (0 yards) vs. Stephen F. Austin, Sept. 2, 2017

Blocked a punt Keke Burns vs. SFA, Sept. 26, 2020

**Blocked a field goal** Robert Hayes Jr. at FAU, Dec. 21, 2019

Returned a blocked FGA for a TD Rodney Clemons (45 yards) at Tulsa, Nov. 24, 2018

Blocked a PAT kick Rodney Clemons vs. Tulsa, Oct. 5, 2019

Blocked two more PAT on the season Zach Wood vs. (2) Tulsa, at Navy

Returned a PAT kick for two points Mikial Onu at Navy, Nov. 11, 2017

# 2020 RECAPS

SEPT. 5, 2020 - BOBCAT STADIUM - SAN MARCOS, TEXAS

[RV/RV] SMU	31
TEXAS STATE	24

SAN MARCOS, Texas (AP) -- Shane Buechele threw for 367 yards and a touchdown and SMU held on despite two second-half turnovers to win its first game at Texas State, 31-24 on Sept. 5.

Buechele threw a 51-yard touchdown pass to Reggie Roberson Jr. in the third quarter that gave the Mustangs the lead for good, 24-21 late in the third quarter.

TJ McDaniel ran for 130 yards and a 9-yard touchdown early in the third quarter for the Mustangs. Ulysses Bentley IV had two touchdown runs from 6 and 12 yards in the second quarter and finished with 49 yards rushing.

Roberson finished with six catches for 99 yards. Rashee Rice added five catches for 101 yards for the Mustangs.

Brady McBride was 21-of-39 passing for 227 yards and two touchdowns in his first start at Texas State. McBride tossed a 3-yard TD pass Jeremiah Haydel, who made a spectacular one-handed diving catch in the corner of the end zone in the second quarter.

The Bobcats played without tight ends due to quarantine restrictions and had offensive linemen fill the position. Calvin Hill ran for 100 yards and Brock Sturges added 95 yards rushing and a 4-yard touchdown run for Texas State.

Kordell Rodgers intercepted a Buechele pass and McBride answered with a 19-yard touchdown pass to Chandler Speights five plays later that tied the game 21-21 midway through the third quarter. McDaniel fumbled the ball to the Bobcats early in the fourth but Texas State turned it back over two plays later with a fumble.

Seating was limited to 7,500 at 30,000-seat Bobcat Stadium. Masks were mandated upon entry and encouraged while seated but not required. There was no general-admission seating.

It was the third meeting between the teams. SMU won last season and in 2008, both at home.

## SCORING SUMMARY

SMU	0	14	14	3	31
Texas State	0	14	7	3	24

Qtr	Time	Scoring play
2nd	10:56	SMU - BENTLEY IV, U. 6 yd run (NAGGAR, C. kick)
	6:04	TXST - Sturges, B. 4 yd run (Orona, A. kick)
	3:47	SMU - BENTLEY IV, U. 12 yd run (NAGGAR, C. kick)
	0:32	TXST - Haydel, J. 3 yd pass from McBride, B. (Orona, A. kick)
3rd	12:12	SMU - McDANIEL, TJ 9 yd run (NAGGAR, C. kick)
	6:14	TXST - Speights, C. 19 yd pass from McBride, B. (Orona, A. kick)
	3:26	SMU - ROBERSON JR., R. 51 yd pass from BUECHELE, S. (NAGGAR, C. kick)
4th	2:20	SMU - NAGGAR, C. 32 yd field goal
	0:45	TXST - Orona, A. 47 yd field goal

TEAM STATS	SMU	TXST
FIRST DOWNS	26	22
RUSHES-YARDS (NET)	44-177	38-189
PASSING YDS (NET)	367	227
Passes Att-Comp-Int	36-26-2	39-21-1
TOTAL OFFENSE PLAYS-YARDS	80-544	77-416
Fumble Returns-Yards	0-0	0-0
Punt Returns-Yards	1-30	0-0
Kickoff Returns-Yards	2-43	1-19
Interception Returns-Yards	1-2	2-45
Punts (Number-Avg)	3-31.3	5-38.6
Fumbles-Lost	1-1	3-1
Penalties-Yards	7-63	4-43
Possession Time	32:03	27:57
Third-Down Conversions	6 of 13	6 of 16
Fourth-Down Conversions	0 of 1	2 of 3
Red-Zone Scores-Chances	4-5	4-5
Sacks By: Number-Yards	2-25	1-7

RUSHING: SMU-McDANIEL, TJ 27-130; BENTLEY IV, Ulysses 11-49; WILLIAMS, TaMerik 1-0; GRANSON, Kylan 1-0; BUECHELE, Shane 3-0; TEAM 1-minus 2. Texas State-Hill, Calvin 13-100; Sturges,Brock 14-95; McBride, Brady 10-3; Gipson,Jaylen 1-minus 9.

PASSING: SMU-BUECHELE, Shane 26-36-2-367. Texas State-McBride, Brady 21-39-1-227.

RECEIVING: SMU-ROBERSON JR., Reggie 6-99; RICE, Rashee 5-101; GRAY, Danny 4-72; PAGE, Tyler 4-37; McDANIEL, TJ 3-6; UPSHAW, Austin 2-39; GRANSON, Kylan 1-11; BENTLEY IV, Ulysses 1-2. Texas State-Speights, C 4-52; Sheread, J 4-42; Haydel,Jeremiah 4-37; Graham,Jr, T 3-59; Jackson,Drue 3-23; Sturges,Brock 2-15; Hill,Calvin 1-minus 1.

SEPT. 19, 2020 - APOGEE STADIUM - DENTON, TEXAS

[RV/RV] SMU	65
[-/RV] NORTH TEXAS	35

DENTON, Texas (AP) -- Shane Buechele threw three of his four touchdown passes in the first quarter and SMU cruised to a 65-35 win over North Texas on Sept. 19.

Buechele completed 24 of 33 passes for 344 yards with no interceptions and added a 2-yard touchdown run. The senior moved into fourth on SMU's career list with seven 300-yard passing games and into fifth at the school with 39 career TD passes.

North Texas went three-and-out on the game's opening possession and then on SMU's first play from scrimmage Buechele hit Rashee Rice for a 50-yard gain. Three plays later Reggie Roberson Jr.'s 15-yard touchdown catch made it 7-0 with 12:33 less than 2 1/2 minutes into the game. Buechele hit Danny Gray for a 62-yard touchdown about three minutes later and Kylan Granson's 7-yard scoring reception gave the Mustangs a 21-0 lead with 3:27 left in the quarter.

SMU (2-0) is 33-6-1 all-time against the Mean Green, but is just 2-4 playing at North Texas.

Roberson finished with nine receptions for 103 yards and Rice had five catches for 102 yards.

The teams combined for 1,200 total yards, including 710 by SMU.

UNT (1-1) went three-and-out five times, failed two convert to fourth downs and committed two turnovers.

## SCORING SUMMARY

SMU	21	13	21	10	65
North Texas	0	7	14	14	35

Qtr	Time	Scoring play
1st	12:33	SMU - ROBERSON JR., R. 15 yd pass from BUECHELE, S. (NAGGAR, C. kick)
	9:44	SMU - GRAY, D. 62 yd pass from BUECHELE, S. (NAGGAR, C. kick)
	3:27	SMU - GRANSON, K. 7 yd pass from BUECHELE, S. (NAGGAR, C. kick)
2nd	13:42	SMU - NAGGAR, C. 37 yd field goal
	8:31	UNT - DARDEN, J. 12 yd pass from BEAN, J. (MOONEY, E. kick)
	3:02	SMU - NAGGAR, C. 22 yd field goal
	0:18	SMU - BUECHELE, S. 2 yd run (NAGGAR, C. kick)
3rd	12:02	UNT - TORREY, D. 7 yd run (MOONEY, E. kick)
	10:53	SMU - BENTLEY IV, U. 4 yd run (NAGGAR, C. kick)
	8:44	UNT - AUNE, A. 5 yd run (MOONEY, E. kick)
	5:42	SMU - ROBERSON JR., R. 2 yd pass from BUECHELE, S. (NAGGAR, C. kick)
	0:11	SMU - BENTLEY IV, U. 9 yd run (NAGGAR, C. kick)
4th	14:02	UNT - DARDEN, J. 33 yd pass from AUNE, A. (MOONEY, E. kick)
	12:12	SMU - BENTLEY IV, U. 84 yd run (NAGGAR, C. kick)
	10:52	UNT - SIMPSON, D. 55 yd pass from AUNE, A. (MOONEY, E. kick)
	5:33	SMU - NAGGAR, C. 46 yd field goal

TEAM STATS	SMU	UNT
FIRST DOWNS	33	25
RUSHES-YARDS (NET)	51-366	53-212
PASSING YDS (NET)	344	305
Passes Att-Comp-Int	33-24-0	34-17-1
TOTAL OFFENSE PLAYS-YARDS	84-710	87-517
Fumble Returns-Yards	0-0	0-0
Punt Returns-Yards	2-1	2-0
Kickoff Returns-Yards	4-100	5-101
Interception Returns-Yards	1-0	0-0
Punts (Number-Avg)	3-28.7	6-46.7
Fumbles-Lost	1-0	2-1
Penalties-Yards	4-37	13-97
Possession Time	34:31	25:29
Third-Down Conversions	6 of 14	8 of 17
Fourth-Down Conversions	1 of 2	1 of 3
Red-Zone Scores-Chances	8-8	3-5
Sacks By: Number-Yards	1-5	1-11

RUSHING: SMU-BENTLEY IV, Ulysses 19-227; McDANIEL, TJ 15-59; LAVINE, Tyler 8-48; BUECHELE, Shane 5-29; GIPSON, Terrance 1-4; WILLIAMS, TaMerik 3-minus 1. North Texas-ADAWAY, Oscar 20-104; TORREY, DeAndre 14-45; JOHNSON, Isaiah 7-24; AUNE, Austin 4-22; BEAN, Jason 6-14; BURNS, Roderic 1-7; RODRIGUEZ, B. 1-minus 4.

PASSING: SMU-BUECHELE, Shane 24-33-0-344. North Texas-AUNE, Austin 13-25-1-276; BEAN, Jason 4-9-0-29.

RECEIVING: SMU-ROBERSON JR., Reggie 9-103; RICE, Rashee 5-102; GRAY, Danny 2-57; GRANSON, Kylan 2-25; BENTLEY IV, Ulysses 1-21; UPSHAW, Austin 1-20; PAGE, Tyler 1-9; McDANIEL, TJ 1-5; BELL, Judah 1-2; BUECHELE, Shane 1-0. North Texas-DARDEN, Jaelon 5-66; OGUNMAKIN, A. 3-47; BURNS, Roderic 2-62; SHORTER, Jyair 2-25; ROBERTS, Jake 2-17; SIMPSON, Deonte 1-55; WHITE, Greg 1-28; PIRTLE, Jason 1-5.

SEPT. 26, 2020 - GERALD J. STADIUM - DALLAS, TEXAS	
<b>SFA</b>	<b>7</b>
<b>[RV/RV] SMU</b>	<b>50</b>

DALLAS (AP) -- Shane Buechele threw two touchdown passes, Ulysses Bentley IV ran for two more scores and SMU beat Stephen F. Austin 50-7 on Saturday night.

Buechele was 14-of-25 passing for 141 yards with short scoring throws to Danny Gray and Kylen Granson. Gray also had a 6-yard touchdown run.

Bentley, who entered with a nation-leading five touchdowns, finished with 104 yards rushing on just six carries. TJ McDaniel added 104 yards on the ground for SMU (3-0). Terrance Gipson and TaMerik Williams each had a touchdown run in the fourth quarter.

Bentley scored the first time he touched the ball, running for 33 yards after catching Buechele's screen pass, capping the Mustangs' opening drive. Bentley added a 13-yard TD run that made it 36-0 with 9:36 left in the third quarter.

Trae Self completed 14 of 23 passes for 133 yards and ran for a 6-yard touchdown for Stephen F. Austin (0-3).

## SCORING SUMMARY

SFA	0	0	7	0	7
SMU	22	7	7	14	50

Qtr	Time	Scoring play
1st	12:34	SMU - BENTLEY IV, U. 33 yd run (NAGGAR, C. kick blockd)
	6:52	SMU - GRAY, D. 11 yd pass from BUECHELE, S. (NAGGAR, C. kick)
	4:49	SMU - TEAM safety
	2:23	SMU - GRANSON, K. 9 yd pass from BUECHELE, S. (NAGGAR, C. kick)
2nd	2:21	SMU - GRAY, D. 6 yd run (NAGGAR, C. kick)
3rd	9:42	SMU - BENTLEY IV, U. 13 yd run (NAGGAR, C. kick)
	1:22	SFAFB - Self, T. 6 yd run (Campos, C. kick)
4th	8:44	SMU - GIPSON, T. 3 yd run (NAGGAR, C. kick)
	6:01	SMU - WILLIAMS, T. 5 yd run (NAGGAR, C. kick)

TEAM STATS	SFAFB	SMU
FIRST DOWNS	14	24
RUSHES-YARDS (NET)	40-51	38-260
PASSING YDS (NET)	165	172
Passes Att-Comp-Int	27-16-1	27-16-0
TOTAL OFFENSE PLAYS-YARDS	67-216	65-432
Fumble Returns-Yards	0-0	0-0
Punt Returns-Yards	1-0	4-83
Kickoff Returns-Yards	2-43	3-75
Interception Returns-Yards	0-0	1-4
Punts (Number-Avg)	5-34.0	2-36.0
Fumbles-Lost	3-0	0-0
Penalties-Yards	3-35	7-55
Possession Time	34:25	25:35
Third-Down Conversions	5 of 15	9 of 13
Fourth-Down Conversions	0 of 4	0 of 1
Red-Zone Scores-Chances	1-1	6-6
Sacks By: Number-Yards	2-8	5-22

**RUSHING:** SFA-JaQuarion, Turn 24-35; Henderson, Tre' 6-27; McGowen, Josh 3-1; Self, Trae 6-minus 4; Weeks, Preston 1-minus 8. **SMU-McDANIEL**, TJ 17-104; **BENTLEY IV**, Ulysses 6-104; **WILLIAMS**, TaMerik 3-38; **GIPSON**, Terrance 4-19; **LAVINE**, Tyler 2-8; **GRAY**, Danny 2-minus 2; **TEAM** 2-minus 3; **BUECHELE**, Shane 2-minus 8.

**PASSING:** SFA-Self, Trae 14-23-1-133; Weeks, Preston 2-4-0-32. **SMU-BUECHELE**, Shane 14-25-0-141; **GIPSON**, Terrance 2-2-0-31.

**RECEIVING:** SFA-Miller, Jeremia 4-41; Gibson, Xavier 4-28; Simmons, Remi 2-29; Jones, Larry 2-4; Love, Ty 1-26; Aune, Chad 1-17; Henderson, Tre' 1-14; Spence, Carson 1-6. **SMU-GRANSON**, Kylen 5-38; **RICE**, Rashee 3-37; **ROBERSON JR.**, Reggie 2-29; **GRAY**, Danny 2-27; **BURNS**, Keke 1-28; **MCINTYRE**, Tommy 1-6; **LAVINE**, Tyler 1-4; **DORRITY**, Matt 1-3.

OCT. 3, 2020 - GERALD J. STADIUM - DALLAS, TEXAS	
<b>[25/24] MEMPHIS</b>	<b>27</b>
<b>[RV/RV] SMU</b>	<b>30</b>

DALLAS (AP) -- Chris Naggar kicked a 43-yard field goal with nine seconds left and SMU beat No. 25 Memphis 30-27 on Saturday, after the Mustangs blew an early three-touchdown lead against a team playing its first game in four weeks.

Memphis (1-1), which because of COVID-19 issues hadn't played since winning its opener Sept. 5, was driving for a potential go-ahead score when Brady White was sacked and fumbled with 1:25 left. That set up the final drive for SMU (4-0), which never trailed.

Shane Buechele was 32-of-45 passing for 474 yards and three touchdowns. That included catch-and-run scores of 70 and 85 yards to Reggie Roberson before the star receiver left the game with an apparent left knee injury late in the third. Roberson finished with five catches for 243 yards.

White was 29-of-42 for 380 yards, three touchdowns and two interceptions. Damonte Coxie had eight catches for 169 yards.

Memphis last played a month ago against Arkansas State. The Tigers didn't play their next two scheduled games and had an 11-day gap without practicing because of positive COVID-19 tests in the program.

SMU had a 24-3 led after Roberson's 85-yard score early in the second quarter. Buechele stepped up in the pocket and hit Roberson near the 25, where the receiver made a defender miss and then took off down the sideline.

After the two teams traded turnovers in the final minute of the first half, Memphis was within 27-20 on Riley Patterson's 56-yard field goal as time expired. The Tigers got even at 27 on White's 5-yard TD pass to Tahj Washington late in the third quarter.

## SCORING SUMMARY

Memphis	3	17	7	0	27
SMU	17	7	3	3	30

Qtr	Time	Scoring play
1st	10:34	SMU - NAGGAR, C. 27 yd field goal
	7:58	MEM - PATTERSON, R. 26 yd field goal
	3:52	SMU - GRAY, D. 3 yd pass from BUECHELE, S. (NAGGAR, C. kick)
	1:07	SMU - ROBERSON JR., R. 70 yd pass from BUECHELE, S. (NAGGAR, C. kick)
2nd	9:51	SMU - ROBERSON JR., R. 85 yd pass from BUECHELE, S. (NAGGAR, C. kick)
	7:16	MEM - AUSTIN, C. 8 yd pass from WHITE, B. (PATTERSON, R. kick)
	3:30	MEM - DYKES, S. 27 yd pass from WHITE, B. (PATTERSON, R. kick)
	0:00	MEM - PATTERSON, R. 56 yd field goal
3rd	9:29	SMU - NAGGAR, C. 25 yd field goal
	2:53	MEM - WASHINGTON, T. 5 yd pass from WHITE, B. (PATTERSON, R. kick)
4th	0:09	SMU - NAGGAR, C. 43 yd field goal

TEAM STATS	MEM	SMU
FIRST DOWNS	26	21
RUSHES-YARDS (NET)	38-205	26-75
PASSING YDS (NET)	296	474
Passes Att-Comp-Int	42-29-2	46-32-0
TOTAL OFFENSE PLAYS-YARDS	80-501	72-549
Fumble Returns-Yards	0-0	0-0
Punt Returns-Yards	2-15	1-7
Kickoff Returns-Yards	3-41	2-22
Interception Returns-Yards	0-0	2-11
Punts (Number-Avg)	4-44.2	4-45.8
Fumbles-Lost	2-2	2-2
Penalties-Yards	5-40	7-60
Possession Time	30:51	29:09
Third-Down Conversions	10 of 17	9 of 17
Fourth-Down Conversions	1 of 1	1 of 1
Red-Zone Scores-Chances	3-4	3-4
Sacks By: Number-Yards	2-10	3-12

**RUSHING:** Memphis-CLARK, R. 16-98; WATKINS, Kylan 10-68; WEAVER, M. 5-30; WHITE, Brady 5-7; MARTIN, Asa 2-2. **SMU-BENTLEY IV**, Ulysses 13-32; **BUECHELE**, Shane 7-27; **LAVINE**, Tyler 5-12; **McDANIEL**, TJ 1-4.

**PASSING:** Memphis-WHITE, Brady 29-42-2-296. **SMU-BUECHELE**, Shane 32-46-0-474.

**RECEIVING:** Memphis-COXIE, Damonte 8-85; DYKES, Sean 6-85; AUSTIN, Calvin 6-78; CLARK, R. 4-10; WASHINGTON, T. 2-11; WATKINS, Kylan 2-4; WILSON, K. 1-23. **SMU-GRAY**, Danny 6-42; **ROBERSON JR.**, Reggie 5-243; **GRANSON**, Kylen 5-94; **PAGE**, Tyler 5-16; **RICE**, Rashee 4-32; **UPSHAW**, Austin 4-28; **BENTLEY IV**, Ulysses 3-19.



OCT. 16, 2020 - YULMAN STADIUM - NEW ORLEANS, LA.	
[17/18] SMU	37
TULANE	34

NEW ORLEANS (AP) — Brandon Crossley ended the first overtime possession with an interception and Chris Naggar made a 34-yard field goal to give No. 17 SMU a 37-34 victory over Tulane on Oct. 16.

Crossley intercepted Tulane freshman Michael Pratt's pass to put the Mustangs (5-0, 3-0 American Athletic) in position to win with the field goal.

"It's good to get a hard-fought win," SMU coach Sonny Dykes said. "We had our hands full and we were really fortunate to win. It's very difficult to be able to win a mid-week game on the road, especially with all the problems that we created for ourselves. We just didn't seem to be in sync on either side of the ball. We did a bunch of things that if you normally do, you lose ball games. But, we were able to win."

SMU is 5-0 for the second straight season, a feat it last accomplished in 1983.

"Being able to accomplish what we have these last two years says we are getting better as a program," Dykes said. "When you take over a program you want to always try and get better. It's a credit to the players for buying in and doing what we are asking them to do."

The Green Wave (2-3, 0-3) rallied to force overtime on Merek Glover's 27-yard field goal with 1:30 left.

"We went blow for blow with them," Tulane coach Willie Fritz said. "Unfortunately, they get the last one in. I saw a lot of good things from our guys. Really was impressed with the way we battled and fought back."

After Tulane took a 31-27 lead early in the fourth quarter on Pratt's 7-yard touchdown, the Mustangs pulled ahead 34-31 lead on Shane Buechele's 10-yard pass to Danny Gray.

Buechele completed 23 of 37 passes for 384 yards and two touchdowns. He entered the game second nationally in passing yards.

Rashee Rice had seven receptions for 139 yards and a touchdown, and Gray added five catches for 133 yards and a touchdown and had a 32-yard scoring run. Ulysses Bentley ran for 94 yards and a touchdown on 25 carries.

#### SCORING SUMMARY

SMU	10	7	10	7	3	37
Tulane	7	10	7	10	0	34

Qtr	Time	Scoring play
1st	11:32	TULANE - Jones, My. 31 yd pass from Pratt, M. (Glover, M. kick)
	9:59	SMU - GRAY, D. 32 yd run (NAGGAR, C. kick)
	5:32	SMU - NAGGAR, C. 48 yd field goal
2nd	6:26	TULANE - Pratt, M. 1 yd run (Glover, M. kick)
	2:43	SMU - RICE, R. 10 yd pass from BUECHELE, S. (NAGGAR, C. kick)
	0:44	TULANE - Glover, M. 34 yd field goal
3rd	11:38	TULANE - Huderson, S. 22 yd run (Glover, M. kick)
	10:26	SMU - BENTLEY IV, U. 2 yd run (NAGGAR, C. kick)
	3:17	SMU - NAGGAR, C. 33 yd field goal
4th	12:59	TULANE - Pratt, M. 7 yd run (Glover, M. kick)
	7:12	SMU - GRAY, D. 10 yd pass from BUECHELE, S. (NAGGAR, C. kick)
	1:30	TULANE - Glover, M. 27 yd field goal
OT	15:00	SMU - NAGGAR, C. 34 yd field goal

TEAM STATS	SMU	TULANE
FIRST DOWNS	25	23
RUSHES-YARDS (NET)	43-142	48-195
PASSING YDS (NET)	439	192
Passes Att-Comp-Int	38-24-0	29-12-1
TOTAL OFFENSE PLAYS-YARDS	81-581	77-387
Fumble Returns-Yards	0-0	0-0
Punt Returns-Yards	4-4	1-8
Kickoff Returns-Yards	3-43	4-62
Interception Returns-Yards	1-13	0-0
Punts (Number-Avg)	3-35.7	6-46.8
Fumbles-Lost	3-1	0-0
Penalties-Yards	10-92	11-86
Possession Time	31:01	28:59
Third-Down Conversions	10 of 18	5 of 14
Fourth-Down Conversions	0 of 0	0 of 0
Red-Zone Scores-Chances	5-5	4-4
Sacks By: Number-Yards	4-23	3-24

RUSHING: SMU-BENTLEY IV, Ulysses 25-94; GRAY, Danny 1-32; LAVINE, Tyler 9-25; BUECHELE, Shane 8-minus 9. Tulane-Huderson, S. 19-132; Pratt, M. 16-26; Watts, P. 2-13; Jones, Am. 5-12; Carroll, C. 6-12.

PASSING: SMU-BUECHELE, Shane 23-37-0-384; PAGE, Tyler 1-1-0-55. Tulane-Pratt, M. 12-29-1-192.

RECEIVING: SMU-RICE, Rashee 7-139; GRAY, Danny 5-133; PAGE, Tyler 4-101; GRANSON, Kylan 4-61; BENTLEY IV, Ulysses 3-minus 1; WILLIAMS, TaMerik 1-6. Tulane-Watts, D. 3-56; Watts, P. 3-51; Jones, My. 2-38; Jones, Am. 2-28; James, T. 2-19.



# SONNY DYKES

**HEAD COACH**

**TEXAS TECH, 1993**



**COACHDYKES@SMU**

Sonny Dykes was named the Head Football Coach at SMU on Dec. 11, 2017. Dykes arrived on the Hilltop after head coaching stints at Cal and Louisiana Tech.

In just his second year on the Hilltop, Dykes lead SMU to an historic season that saw the Mustangs go 10-3, winning the most games since 1984 and earning their highest national ranking (15/14) since 1985. The 10 wins doubled the Mustangs' win total from 2018 and was just the sixth 10-win season in program history. The six conference wins (6-2) were the most in a season since SMU went 6-2 in 2010.

The Mustangs set season records in scoring (544), scoring average (41.8), total yards (6,368), total yards per game (489.8), total plays (1,037), rushing TDS (35), total first downs (322) and total TDs (73), while tying the passing TDs record (35).

Dykes led SMU to national rankings of seventh in scoring offense (41.8), ninth in total offense (489.8) and 13th in passing offense (309.0). The Mustangs' highest ranking in those categories the previous season was 27th in passing offense, while neither scoring or total ranked inside the top 50. Defensively, SMU was the FBS statistical champion for sacks per game (3.92), and ranked third in tackles per loss (8.5). SMU's 51 sacks and 111 TFLs were program records.

Dykes was named one of nine finalists for the 2019 Eddie Robinson Coach of the Year Award by the Football Writers Association of America and one of 10 finalists for the Paul "Bear" Bryant Award. He was also a semifinalist for the George Munger Coach of the Year Award and was on the watch list for the Dodd Trophy Coach of the Year Award.

Following the season, James Proche earned second-team All-America honors from the FWAA, five Mustangs were named to All-Star Bowls and nine student-athletes were selected to All-AAC teams, the most since 2011. Proche (Biletnikoff, Earl Campbell), Shane Buechele (Maxwell, Davey O'Brien, Earl Campbell) and Xavier Jones (Doak Walker, Campbell) were all semifinalists for major collegiate awards, while Buechele was one of five finalists for the Earl Campbell Tyler Rose Award.

Proche was selected by the Baltimore Ravens in the sixth round of the 2020 NFL Draft, while Ryan Becker (Arizona), Rodney Clemons (Kansas City), Xavier Jones (LA Rams) and Delontae Scott (Green Bay) all agreed to terms as undrafted free agents.

In his first season on the Hilltop, Dykes guided the Mustangs to a 5-7 record, going 4-4 in American Athletic Conference play. The season included his first win as SMU Head Coach, a 31-30 overtime victory over Navy at home, and a 45-31 win over then-No. 17 Houston at Ford Stadium.

The Mustangs boasted one of the most explosive offenses in school history and a vastly-improved defense. Following the year, Dykes and staff inked a recruiting class that ranked among the best in the league.

Proche was named a first-team All-AAC selection, and finished the season ranked fifth nationally in receptions per game (7.8), seventh in receiving touchdowns (12) and ninth in receiving yards (1,199). Richard Moore registered 92 tackles and had a team-leading 5.0 sacks to earn AAC honorable mention accolades. He also added 13.5 TFLs, five quarterback hurries and a forced fumble.

Dykes spent four seasons at Cal (2013-16) and three seasons at Louisiana Tech (2010-12). He served as an offensive analyst at TCU in 2017.

At Cal, Dykes returned the school's football program to national prominence and a post-season bowl game. Inheriting a team that went 3-9 in the season before his arrival, Dykes had the Bears at 8-5 just three seasons later, capping the 2015 season with a

## DYKES COACHING EXPERIENCE

1995-96	Navarro College (Running Backs/Quarterbacks)
1997	Kentucky (Graduate Assistant - Special Teams/Wide Receivers)
1998	Northeast Louisiana (Wide Receivers)
1999	Kentucky (Special Teams/Wide Receivers)
2000-06	Texas Tech (Wide Receivers ('00-'04); Co-Offensive Coordinator/Wide Receivers ('05-'06))
2007-09	Arizona (Offensive Coordinator/Quarterbacks)
2010-12	Louisiana Tech (Head Coach)
2013-16	Cal (Head Coach)
2017	TCU (Offensive Analyst)
2017*-	SMU (Head Coach)

\*Coached 2017 DXL Frisco Bowl

win over Air Force at the Lockheed Martin Armed Forces Bowl.

In his final season at Cal in 2016, Dykes led several Bears to national honors. Wideout Demetris Robertson earned Freshman All-America honors, as he hauled in 50 catches for 767 yards to break DeSean Jackson's freshman school records. Fellow wide receiver Chad Hansen was a first-team All-Pac-12 selection, and at the end of the regular season, Hansen ranked second in the country in receiving yards per game (124.9) and third in receptions per game (9.2) as well as seventh nationally in receptions (92) and 11th in receiving yards (1,249) despite missing two contests due to injury. Quarterback Davis Webb was honored as Athlon Sports' Pac-12 Newcomer of the Year, was a Davey O'Brien National Quarterback Award and Earl Campbell Tyler Rose Award semifinalist, and made the cut to the final 15 for the Johnny Unitas Golden Arm Award. Webb completed 382-of-620 passes (61.6%) for 4,295 yards with 37 passing touchdowns. He ranked among the nation's leaders in nearly every passing category and set Cal single-season records for passing attempts, completions and total plays, and equaled single-season school marks for most touchdowns responsible for and 300-yard passing games.

Cal's eight wins in 2015 marked the school's most victories since 2009. Cal began the 2015 season with five straight victories to mark the program's best start since 2007 before dropping four of their next five games to teams that were all ranked in the top 10 at some point in 2015, including top-five foes Oregon and Utah, with four of those five contests on the road. Cal finished strong, though, with three wins in its final four contests. At one point, the Bears were ranked for four consecutive weeks, moving as high as No. 19 in the Coaches Poll and No. 20 in the AP Top 25 in Week 7. Cal's national rankings were its first since 2010 (Coaches Poll) and 2009 (AP Top 25). Cal's offense flourished in 2015, setting numerous records, including single-season school marks in passing yardage (4,892), passing yards per game (376.3 ypg), passing touchdowns (44), total offense (6,879), total yards per game (529.2 ypg), total touchdowns (63), first downs (341) and first downs passing (201), as well as a modern-era record for points (493), with all the marks previously set in 2013 or 2014 under Dykes. Cal ranked third nationally in passing offense, eighth in total offense and 17th in scoring offense, and became the first college football team in recorded history to have six players with 40 or more receptions and three 500-yard rushers in the same season. For his efforts, Dykes was named to the midseason watch list for the 2015 Dodd Trophy.

The 2015 season was also the last in the Bay area for quarterback and NFL No. 1 Draft pick Jared Goff, who set 26 school records from 2013-15, including career marks for passing yardage (12,220), touchdown passes (96), total offense (12,086) and completions (977). In 2015, Goff ranked second nationally in passing yards per game (363.0), one of 10 categories in which he rated among the top 20 nationally. Goff was



the first Cal quarterback to earn first-team All-Pac-12 honors since Aaron Rodgers in 2004, was a semifinalist for the Davey O'Brien National Quarterback Award and was Cal's Most Outstanding Player in the Armed Forces Bowl.

Cal finished the 2014 season with a 5-7 overall record and set or equaled nine single-season school or modern-era school records on the offensive side of the ball. Cal established then-single-season records for passing yards (4,152), passing touchdowns (37), total yards per game (495.2 ypg) and first downs passing (188), as well as then-modern-era school records for points (459), scoring average (38.2 ppg) and touchdowns (61) that were all broken in 2015. In addition, the Bears became the first Cal team in the modern era to score 55 or more points in a game three times, including 40 or more on five occasions and 30 or more 10 times. Cal ranked in the top 25 nationally in a seven offensive categories including passing offense (6th, 346.0 ypg), scoring offense (10th, 38.3 ppg), total offense (13th, 495.2 ypg) and team passing efficiency (24th, 145.77). Cal was able to achieve all of this with 42 players seeing action for the first time in their Cal career including 23 freshmen and 19 other players appearing for the first time in their Cal careers.

Despite being an inexperienced unit that was the nation's second-youngest to start the season and battling injuries that caused players on the preseason depth chart to miss 138 games, Cal still set then-school records in 2013 for single-season passing yards (3,977), pass completions (368) and total plays (1,046). The passing offense finished 10th in the nation with an average of 331.4 yards per game.

In all, Cal's turnaround off the field was just as impressive over Dykes' tenure, as evidenced by a single-season Academic Progress Rate (APR) score of 997 in 2016. After successive one-year scores under 930 in the two years before Dykes arrived on campus, the rates for the football program under Dykes were 969, 946, 997 and 991, registering Cal Football's best-ever four-year APR with a score of 978, up 33 points over the his four years at the helm.

Dykes came to Cal after spending three seasons at Louisiana Tech where he directed an offense that led the nation in both scoring offense (51.50 ppg) and total offense (577.92 ypg) during his final campaign at the helm in 2012. He spent three seasons as head coach for the Bulldogs, compiling a 22-15 overall record and winning 16 of 17 regular-season games during one stretch over the 2011 and 2012 schedules.

The Bulldogs were 4-8 the year before he arrived in 2009, then proceeded to finish 5-7, 8-5 and 9-3 in successive campaigns. In 2011, Louisiana Tech won seven consecutive games to capture the Western Athletic Conference title – the team's first league championship in a decade – and a berth in the Poinsettia Bowl. For his work, Dykes was named the WAC Coach of the Year.

Dykes' 2012 Louisiana Tech team had road victories over Illinois, Houston and Virginia. The Bulldogs also lost a narrow 59-57 decision to a Johnny Manziel-led Texas A&M team that later defeated top-ranked Alabama and earned a spot in the Cotton Bowl.

Louisiana Tech reached as high as No. 18 in the national polls according to USA Today and was No. 19 in the AP Top 25 after jumping out to a 9-1 start. Bulldog quarterback Colby Cameron was named the 2012 WAC Offensive Player of the Year and earned the Sammy Baugh Award that is presented to college football's top passer by The Touchdown Club of Columbus.

Dykes' high-energy style of offense produced a prolific unit that, in addition to leading the nation in both scoring offense and total offense in 2012, produced the fifth-highest per-game scoring average ever by a team in the Football Bowl Subdivision (FBS). The squad also finished among the NCAA's top 20 in passing offense (3rd, 350.75 ypg), sacks allowed (7th, 0.83 per game), turnover margin (10th, +1.08 per game) and rushing offense (17th, 227.17 ypg). The Bulldogs scored more than 40 points in 11 of 12 games and over 50 points on eight occasions.

Dykes, the son of former longtime Texas Tech coach Spike Dykes, boasts a resume that includes additional stops in the Pac-12, Big 12 and SEC, where he served under head coaches Mike Stoops (Arizona), Mike Leach (Texas Tech) and Hal Mumme (Kentucky).

As offensive coordinator and quarterbacks coach at Arizona for three seasons from 2007-09, Dykes helped the Wildcats to the 2008 Las Vegas Bowl and 2009 Holiday Bowl after Arizona had not reached the postseason for 10 years. Arizona posted marks of 8-5 both seasons and tied for second in what was then the Pac-10 in 2009 with a 6-3 league mark.

Under his direction, Arizona offenses established five single-season records. The Wildcats ranked 10th nationally in passing yards in 2007 (308.50 ypg), as well as 16th in scoring (36.62 ppg) and 33rd in total offense in 2008 (402.38 ypg).

Prior to his tenure at Arizona, Dykes spent seven seasons at his alma mater Texas Tech, serving as receivers coach from 2000-04 and adding the title of co-offensive coordinator from 2005-06. The Red Raiders made seven straight postseason appearances and won 56 games during the span, including four postseason victories over his last five seasons in the Tangerine, Houston, Holiday and Insight bowls. In 2006, Dykes received the Mike Campbell Top Assistant Coach Award from the American Football Coaches Association, the same year he was recognized as one of the top 25 recruiters in the country by Rivals.

Dykes began his collegiate coaching career with a two-year stint (1995-96) at Navarro College in Corsicana, Texas. He also was a baseball assistant at Monahans High School in Texas in 1994 and a football assistant at Richardson's J.J. Pearce High School in 1995.

Born in Big Spring, Texas, Dykes received his bachelor's degree in history from Texas Tech in 1993 and was a member of the Red Raider baseball team for two seasons. He is married to the former Kate Golding and they have two daughters, Alta (Ally) and Charlotte (Charlie), and a son, Daniel.



The Automated ScoreBook  
SMU Overall Team Statistics (as of Oct 19, 2020)  
All games

Team Statistics	SMU	OPP
SCORING	213	127
Points Per Game	42.6	25.4
Points Off Turnovers	30	17
FIRST DOWNS	129	110
Rushing	54	49
Passing	63	53
Penalty	12	8
RUSHING YARDAGE	1020	852
Yards gained rushing	1132	999
Yards lost rushing	112	147
Rushing Attempts	202	217
Average Per Rush	5.0	3.9
Average Per Game	204.0	170.4
TDs Rushing	14	7
PASSING YARDAGE	1796	1185
Comp-Att-Int	122-180-2	95-171-6
Average Per Pass	10.0	6.9
Average Per Catch	14.7	12.5
Average Per Game	359.2	237.0
TDs Passing	12	9
TOTAL OFFENSE	2816	2037
Total Plays	382	388
Average Per Play	7.4	5.2
Average Per Game	563.2	407.4
KICK RETURNS: #-Yards	14-283	15-266
PUNT RETURNS: #-Yards	12-124	6-23
INT RETURNS: #-Yards	6-30	2-45
KICK RETURN AVERAGE	20.2	17.7
PUNT RETURN AVERAGE	10.3	3.8
INT RETURN AVERAGE	5.0	22.5
FUMBLES-LOST	7-4	10-4
PENALTIES-Yards	35-307	36-301
Average Per Game	61.4	60.2
PUNTS-Yards	15-542	26-1100
Average Per Punt	36.1	42.3
Net punt average	34.6	36.8
KICKOFFS-Yards	40-2533	25-1566
Average Per Kick	63.3	62.6
Net kick average	41.7	41.3
TIME OF POSSESSION/Game	30:28	29:32
3RD-DOWN Conversions	40/75	34/79
3rd-Down Pct	53%	43%
4TH-DOWN Conversions	2/5	4/11
4th-Down Pct	40%	36%
SACKS BY-Yards	15-87	9-60
MISC YARDS	0	0
TOUCHDOWNS SCORED	26	16
FIELD GOALS-ATTEMPTS	10-12	5-6
ON-SIDE KICKS	0-0	0-1
RED-ZONE SCORES	(26-28) 93%	(15-19) 79%
RED-ZONE TOUCHDOWNS	(19-28) 68%	(11-19) 58%
PAT-ATTEMPTS	(25-26) 96%	(16-16) 100%
ATTENDANCE	15796	15964
Games/Avg Per Game	2/7898	3/5321
Neutral Site Games		0/0

Score by Quarters	1st	2nd	3rd	4th	OT	Total
SMU	70	48	55	37	3	213
Opponents	10	48	42	27	0	127

The Automated ScoreBook  
SMU Overall Individual Statistics (as of Oct 19, 2020)  
All games

Rushing	gp	att	gain	loss	net	avg	td	lg	avg/g
BENTLEY IV, Ulysses	5	74	522	16	506	6.8	8	84	101.2
McDANIEL, TJ	4	60	303	6	297	4.9	1	23	74.2
LAVINE, Tyler	4	24	98	5	93	3.9	0	21	23.2
BUECHELE, Shane	5	25	103	64	39	1.6	1	22	7.8
WILLIAMS, TaMerik	5	7	45	8	37	5.3	1	17	7.4
GRAY, Danny	5	3	38	8	30	10.0	2	32	6.0
GIPSON, Terrance	2	5	23	0	23	4.6	1	8	11.5
GRANSON, Kylan	5	1	0	0	0	0.0	0	0	0.0
TEAM	2	3	0	5	-5	-1.7	0	0	-2.5
Total	5	202	1132	112	1020	5.0	14	84	204.0
Opponents	5	217	999	147	852	3.9	7	44	170.4

Passing	gp	effic	comp-att-int	pct	yds	td	lg	avg/g
BUECHELE, Shane	5	168.50	119-177-2	67.2	1710	12	85	342.0
GIPSON, Terrance	2	230.20	2-2-0	100.0	31	0	28	15.5
PAGE, Tyler	4	562.00	1-1-0	100.0	55	0	55	13.8
Total	5	171.37	122-180-2	67.8	1796	12	85	359.2
Opponents	5	124.12	95-171-6	55.6	1185	9	55	237.0

Receiving	gp	no.	yds	avg	td	lg	avg/g
RICE, Rashee	5	24	411	17.1	1	55	82.2
ROBERSON JR., Regg	4	22	474	21.5	5	85	118.5
GRAY, Danny	5	19	331	17.4	4	62	66.2
GRANSON, Kylan	5	17	229	13.5	2	42	45.8
PAGE, Tyler	4	14	163	11.6	0	41	40.8
BENTLEY IV, Ulysses	5	8	41	5.1	0	21	8.2
UPSHAW, Austin	5	7	87	12.4	0	29	17.4
McDANIEL, TJ	4	4	11	2.8	0	9	2.8
BURNS, Keke	4	1	28	28.0	0	28	7.0
MCINTYRE, Tommy	5	1	6	6.0	0	6	1.2
WILLIAMS, TaMerik	5	1	6	6.0	0	6	1.2
LAVINE, Tyler	4	1	4	4.0	0	4	1.0
DORRITY, Matt	1	1	3	3.0	0	3	3.0
BELL, Judah	5	1	2	2.0	0	2	0.4
BUECHELE, Shane	5	1	0	0.0	0	0	0.0
Total	5	122	1796	14.7	12	85	359.2
Opponents	5	95	1185	12.5	9	55	237.0

Punt Returns	no.	yds	avg	td	lg
JACKSON, T.Q.	4	-4	-1.0	0	7
PAGE, Tyler	3	45	15.0	0	30
GRAY, Danny	2	26	13.0	0	15
MASSEY, Bryan	1	43	43.0	0	43
ROBERSON JR., Regg	1	0	0.0	0	0
BURNS, Keke	1	14	14.0	0	0
Total	12	124	10.3	0	43
Opponents	6	23	3.8	0	8

Interceptions	no.	yds	avg	td	lg
CROSSLEY, Brandon	3	17	5.7	0	13
PHILLIPS, Jr., Jimmy	1	2	2.0	0	2
STEPHENS, Brandon	1	0	0.0	0	0
DENBOW, Trevor	1	11	11.0	0	11
Total	6	30	5.0	0	13
Opponents	2	45	22.5	0	30

Kick Returns	no.	yds	avg	td	lg
GRAY, Danny	9	180	20.0	0	64
ROBERSON JR., Regg	4	95	23.8	0	27
JACKSON, T.Q.	1	8	8.0	0	8
Total	14	283	20.2	0	64
Opponents	15	266	17.7	0	25

Fumble Returns	no.	yds	avg	td	lg
Total	0	0	0.0	0	0
Opponents	0	0	0.0	0	0

The Automated ScoreBook  
SMU Overall Individual Statistics (as of Oct 19, 2020)  
All games

Scoring	td	fg	PAT				dxp	saf	pts
			kick	rush	rcv	pass			
NAGGAR, Chris	-	10-12	25-26	-	-	-	-	-	55
BENTLEY IV, Ulysses	8	-	-	-	-	-	-	-	48
GRAY, Danny	6	-	-	-	-	-	-	-	36
ROBERSON JR., Regg	5	-	-	-	-	-	-	-	30
GRANSON, Kylan	2	-	-	-	-	-	-	-	12
GIPSON, Terrance	1	-	-	-	-	-	-	-	6
RICE, Rashee	1	-	-	-	-	-	-	-	6
WILLIAMS, TaMerik	1	-	-	-	-	-	-	-	6
BUECHELE, Shane	1	-	-	-	-	-	-	-	6
McDANIEL, TJ	1	-	-	-	-	-	-	-	6
TEAM	-	-	-	-	-	-	-	1	2
Total	26	10-12	25-26	-	-	-	-	1	213
Opponents	16	5-6	16-16	-	-	-	-	-	127

Total Offense	g	plays	rush	pass	total	avg/g
BUECHELE, Shane	5	202	39	1710	1749	349.8
BENTLEY IV, Ulysses	5	74	506	0	506	101.2
McDANIEL, TJ	4	60	297	0	297	74.2
LAVINE, Tyler	4	24	93	0	93	23.2
PAGE, Tyler	4	1	0	55	55	13.8
GIPSON, Terrance	2	7	23	31	54	27.0
WILLIAMS, TaMerik	5	7	37	0	37	7.4
GRAY, Danny	5	3	30	0	30	6.0
TEAM	2	3	-5	0	-5	-2.5
Total	5	382	1020	1796	2816	563.2
Opponents	5	388	852	1185	2037	407.4

Field Goals	fg	pct.	01-19	20-29	30-39	40-49	50-99	lg	blk
NAGGAR, Chris	10-12	83.3	0-0	3-3	4-4	3-4	0-1	48	0

FG Sequence	SMU	Opponents
Texas State	(32)	37,(47)
North Texas	(37),(22),(46)	-
SFA	-	-
Memphis	(27),(25),(43)	(26),(56)
Tulane	(48),45,(33),57,(34)	(34),(27)

Numbers in (parentheses) indicate field goal was made.

Punting	no.	yds	avg	lg	tb	fc	i20	50+	blk
NAGGAR, Chris	10	380	38.0	58	0	4	3	3	0
FRAANJE, Matt	5	162	32.4	41	0	2	2	0	0
Total	15	542	36.1	58	0	6	5	3	0
Opponents	26	1100	42.3	65	1	6	5	5	1

Kickoffs	no.	yds	avg	tb	ob	retn	net	ydln
NAGGAR, Chris	37	2342	63.3	23	1			
CANNON, Charles	3	191	63.7	1	0			
Total	40	2533	63.3	24	1	17.7	41.7	23
Opponents	25	1566	62.6	10	1	20.2	41.3	23



The Automated ScoreBook  
SMU Overall Individual Statistics (as of Oct 19, 2020)  
All games

All Purpose	g	rush	rcv	pr	kr	ir	total	avg/g
ROBERSON JR.	4	0	474	0	95	0	569	142.2
GRAY, Danny	5	30	331	26	180	0	567	113.4
BENTLEY IV, UI	5	506	41	0	0	0	547	109.4
RICE, Rashee	5	0	411	0	0	0	411	82.2
McDANIEL, TJ	4	297	11	0	0	0	308	77.0
GRANSON, Kyl	5	0	229	0	0	0	229	45.8
PAGE, Tyler	4	0	163	45	0	0	208	52.0
LAVINE, Tyler	4	93	4	0	0	0	97	24.2
UPSHAW, Austi	5	0	87	0	0	0	87	17.4
WILLIAMS, TaM	5	37	6	0	0	0	43	8.6
MASSEY, Bryan	5	0	0	43	0	0	43	8.6
BURNS, Keke	4	0	28	14	0	0	42	10.5
BUECHELE, Sh	5	39	0	0	0	0	39	7.8
GIPSON, Terran	2	23	0	0	0	0	23	11.5
CROSSLEY, Br	5	0	0	0	0	17	17	3.4
DENBOW, Trev	5	0	0	0	0	11	11	2.2
MCINTYRE, To	5	0	6	0	0	0	6	1.2
JACKSON, T.Q.	2	0	0	-4	8	0	4	2.0
DORRITY, Matt	1	0	3	0	0	0	3	3.0
PHILLIPS, Jr., Ji	5	0	0	0	0	2	2	0.4
BELL, Judah	5	0	2	0	0	0	2	0.4
TEAM	2	-5	0	0	0	0	-5	-2.5
Total	5	1020	1796	124	283	30	3253	650.6
Opponents	5	852	1185	23	266	45	2371	474.2

The Automated ScoreBook  
SMU Overall Defensive Statistics (as of Oct 19, 2020)  
All games

##	Defensive Leaders	gp	Tackles				Sacks no-yds	Pass defense			Fumbles		blkd	
			ua	a	tot	tfl/yds		int-yds	brup	qbh	rcv-yds	ff	kick	saf
3	ROBINSON, Delano	5	24	12	36	2.0-9	2.0-9	.	.	.	.	.	.	.
50	MCBRYDE, Richard	5	25	5	30	5.0-12	1.0-7	.	1	.	.	.	.	.
18	CROMARTIE, Chace	5	13	9	22	.	.	.	1	.	.	1	.	.
23	STEPHENS, Brandon	5	17	4	21	1.0-6	.	1-0	7	1	.	.	.	.
2C	CLAY, Donald	5	15	4	19	1.0-4	.	.	1	.	.	.	.	.
16	DENBOW, Trevor	5	12	6	18	2.0-7	.	1-11	.	1	.	2	.	.
5J	JOHNSON, Ar'mani	5	12	5	17	1.0-2	.	.	2	.	.	.	.	.
1C	CALLOWAY, Chevin	5	9	8	17	2.0-3	.	.	.	.	1-0	.	.	.
9	HAILEY, Shaine	5	11	5	16	2.0-6	0.5-3	.	.	.	1-0	.	.	.
24	PHILLIPS, Jr., Jimmy	5	14	2	16	1.0-4	1.0-4	1-2	.	.	.	.	.	.
1	CROSSLEY, Brandon	5	11	2	13	1.0-2	.	3-17	2	.	.	.	.	.
40	CHATMAN, Elijah	5	11	1	12	5.0-24	3.0-21	.	.	.	1-0	.	.	.
55	WILEY, Gary	5	8	4	12	3.0-6	.	.	.	.	.	1	.	.
97	COXE, Turner	5	7	4	11	2.0-15	1.5-15	.	.	.	.	.	.	.
90	PAUL, Nelson	4	6	4	10	3.0-9	1.0-7	.	.	2	.	.	.	.
13	ROBERSON JR, Roderick	4	5	5	10	.	.	.	2	1	.	.	.	.
33	AHO, Junior	5	6	3	9	3.0-8	2.0-6	.	.	.	.	1	.	.
43	HOLLOWAY, Brian	5	5	3	8	.	.	.	.	.	.	.	.	.
38	NDUKWE, Toby	5	2	4	6	.	.	.	.	1	.	.	.	.
95	JONES, Will	5	3	2	5	2.0-7	1.0-6	.	.	.	.	.	.	.
32	RISPRESS, JC	3	4	1	5	.	.	.	.	.	.	.	.	.
91	NEWMAN, Terrance	5	2	2	4	1.0-3	.	.	.	.	.	.	.	.
8	MASSEY, Bryan	5	4	.	4	.	.	.	.	.	.	.	.	.
2	JONES, Cam	1	2	.	2	.	.	.	.	.	.	.	.	.
1B	BELL, Judah	5	2	.	2	.	.	.	.	.	.	.	.	.
99	LOVELESS, Harrison	5	2	.	2	1.0-1	1.0-1	.	.	1	.	.	.	.
21	WILLIAMS, TaMerik	5	1	.	1	.	.	.	.	.	.	.	.	.
28	DAVIS, Christian	4	1	.	1	.	.	.	.	.	.	.	.	.
48	BENTON, Will	5	1	.	1	.	.	.	.	.	.	.	.	.
25	McDANIEL, TJ	4	1	.	1	.	.	.	.	.	.	.	.	.
35	FITZ, Armando	3	.	1	1	.	.	.	.	.	.	.	.	.
78	MORRIS, Beau	5	1	.	1	.	.	.	.	.	.	.	.	.
5W	WALLS, Warren	1	1	.	1	.	.	.	.	.	.	.	.	.
41	ELLISON, Preston	3	1	.	1	1.0-4	.	.	1	.	.	.	.	.
96	LEVELSTON, Devere	3	1	.	1	1.0-8	1.0-8	.	.	.	.	.	.	.
TM	TEAM	2	.	.	.	.	.	.	.	.	.	.	.	1
1K	BURNS, Keke	4	.	.	.	.	.	.	.	.	.	.	1	.
31	LAVINE, Tyler	4	.	.	.	.	.	.	.	.	1-0	.	.	.
Total		5	240	96	336	40-140	15-87	6-30	17	7	4-0	5	1	1
Opponents		5	240	108	348	30-119	9-60	2-45	18	4	4-0	4	1	.

The Automated ScoreBook  
SMU Team Game-by-Game (as of Oct 19, 2020)  
All games

TEAM STATISTICS

Date	Opponent	Rushing				Receiving				Passing				Kick Returns				Punt Returns				tot off
		no.	yds	td	lg	no.	yds	td	lg	cmp-att-int	yds	td	lg	no.	yds	td	lg	no.	yds	td	lg	
Sep 05	at Texas State	44	177	3	15	26	367	1	51	26-36-2	367	1	51	2	43	0	27	1	30	0	30	544
Sep 19	at North Texas	51	366	4	84	24	344	4	62	24-33-0	344	4	62	4	100	0	64	2	0	0	0	710
Sep 26	SFA	38	260	5	33	16	172	2	28	16-27-0	172	2	28	3	75	0	32	4	83	0	43	432
Oct 03	MEMPHIS	26	75	0	16	32	474	3	85	32-46-0	474	3	85	2	22	0	14	1	7	0	7	549
Oct 16	at Tulane	43	142	2	32	24	439	2	61	24-38-0	439	2	61	3	43	0	20	4	4	0	15	581
		202	1020	14	84	122	1796	12	85	122-180-2	1796	12	85	14	283	0	64	12	124	0	43	2816
Opponents		217	852	7	44	95	1185	9	55	95-171-6	1185	9	55	15	266	0	25	6	23	0	8	2037

Games: 5 • Avg/rush: 5.0 • Avg/catch: 14.7 • Pass effci: 171.37 • KR avg: 20.2 • PR avg: 10.3 • All purpose avg/game: 650.6 • Total offense avg/gm: 563.2

Date	Opponent	Tackles				Sacks no-yds	Fumble		Pass Defense			blkd kick	PAT Attempts			off		
		ua	a	total	tfl-yds		ff	fr-yds	int-yds	qbh	brup		kick	rush	rcv	saf	t/o	pts
Sep 05	at Texas State	42	26	68	7.0-32	2.0-25	2	1-0	1-2	4	6	0	4-4	0	0	0	7	31
Sep 19	at North Texas	43	38	81	5.0-13	1.0-5	0	1-0	1-0	2	4	0	8-8	0	0	0	10	65
Sep 26	SFA	49	8	57	13.0-42	5.0-22	2	0-0	1-4	1	2	1	6-7	0	0	1	0	50
Oct 03	MEMPHIS	56	6	62	7.0-19	3.0-12	1	2-0	2-11	0	4	0	3-3	0	0	0	10	30
Oct 16	at Tulane	50	18	68	8.0-34	4.0-23	0	0-0	1-13	0	1	0	4-4	0	0	0	3	37
		240	96	336	40.0-140	15.0-87	5	4-0	6-30	7	17	1	25-26	0	0	1	30	213
Opponents		240	108	348	30.0-119	9.0-60	4	4-0	2-45	4	18	1	16-16	0	0	0	17	127

		Punting										Field Goals			Kickoffs				
Date	Opponent	no.	yds	avg	long	blkd	tb	fc	50+	i20	md-att	long	blkd	no.	yds	avg	tb	ob	
Sep 05	at Texas State	3	94	31.3	41	0	0	1	0	2	1-1	32	0	6	390	65.0	5	0	
Sep 19	at North Texas	3	86	28.7	33	0	0	1	0	0	3-3	46	0	12	748	62.3	6	1	
Sep 26	SFA	2	72	36.0	37	0	0	1	0	1	0-0	0	0	8	514	64.2	6	0	
Oct 03	MEMPHIS	4	183	45.8	58	0	0	2	2	2	3-3	43	0	7	455	65.0	4	0	
Oct 16	at Tulane	3	107	35.7	58	0	0	1	1	0	3-5	48	0	7	426	60.9	3	0	
		15	542	36.1	58	0	0	6	3	5	10-12	48	0	40	2533	63.3	24	1	
Opponents		26	1100	42.3	65	1	1	6	5	5	5-6	56	0	25	1566	62.6	10	1	



The Automated ScoreBook  
SMU Opponent Game-by-Game (as of Oct 19, 2020)  
All games

OPPONENT STATISTICS

		Rushing				Receiving				Passing				Kick Returns				Punt Returns				tot		
Date	Opponent	no.	yds	td	lg	no.	yds	td	lg	cmp	att	int	yds	td	lg	no.	yds	td	lg	no.	yds	td	lg	off
Sep 05	at Texas State	38	189	1	35	21	227	2	26	21	39	1	227	2	26	1	19	0	19	0	0	0	0	416
Sep 19	at North Texas	53	212	2	10	17	305	3	55	17	34	1	305	3	55	5	101	0	22	2	0	0	3	517
Sep 26	SFA	40	51	1	21	16	165	0	26	16	27	1	165	0	26	2	43	0	25	1	0	0	0	216
Oct 03	MEMPHIS	38	205	0	44	29	296	3	32	29	42	2	296	3	32	3	41	0	19	2	15	0	8	501
Oct 16	at Tulane	48	195	3	25	12	192	1	42	12	29	1	192	1	42	4	62	0	22	1	8	0	8	387
		217	852	7	44	95	1185	9	55	95	171	6	1185	9	55	15	266	0	25	6	23	0	8	2037
SMU		202	1020	14	84	122	1796	12	85	122	180	2	1796	12	85	14	283	0	64	12	124	0	43	2816

Games: 5 • Avg/rush: 3.9 • Avg/catch: 12.5 • Pass effic: 124.12 • KR avg: 17.7 • PR avg: 3.8 • All purpose avg/game: 474.2 • Total offense avg/gm: 407.4

Date	Opponent	Tackles				Sacks no-yds	Fumble		Pass Defense			blkd kick	PAT Attempts			off		
		ua	a	total	tfl-yds		ff	fr-yds	int-yds	qbh	brup		kick	rush	rcv	saf	t/o	pts
Sep 05	at Texas State	43	42	85	5.0-17	1.0-7	1	1-0	2-45	2	2	0	3-3	0	0	0	7	24
Sep 19	at North Texas	48	34	82	6.0-28	1.0-11	1	0-0	0-0	0	2	0	5-5	0	0	0	0	35
Sep 26	SFA	41	12	53	3.0-16	2.0-8	0	0-0	0-0	2	2	1	1-1	0	0	0	0	7
Oct 03	MEMPHIS	47	2	49	5.0-18	2.0-10	2	2-0	0-0	0	6	0	3-3	0	0	0	3	27
Oct 16	at Tulane	61	18	79	11.0-40	3.0-24	0	1-0	0-0	0	6	0	4-4	0	0	0	7	34
		240	108	348	30.0-119	9.0-60	4	4-0	2-45	4	18	1	16-16	0	0	0	17	127
SMU		240	96	336	40.0-140	15.0-87	5	4-0	6-30	7	17	1	25-26	0	0	1	30	213

		Punting									Field Goals			Kickoffs				
Date	Opponent	no.	yds	avg	long	blkd	tb	fc	50+	i20	md-att	long	blkd	no.	yds	avg	tb	ob
Sep 05	at Texas State	5	193	38.6	49	0	0	1	0	1	1-2	47	0	4	255	63.8	1	1
Sep 19	at North Texas	6	279	46.5	58	0	0	2	2	2	0-0	0	0	6	374	62.3	2	0
Sep 26	SFA	5	170	34.0	46	1	0	1	0	0	0-0	0	0	3	171	57.0	0	0
Oct 03	MEMPHIS	4	177	44.2	48	0	1	2	0	1	2-2	56	0	5	319	63.8	3	0
Oct 16	at Tulane	6	281	46.8	65	0	0	0	3	1	2-2	34	0	7	447	63.9	4	0
		26	1100	42.3	65	1	1	6	5	5	5-6	56	0	25	1566	62.6	10	1
SMU		15	542	36.1	58	0	0	6	3	5	10-12	48	0	40	2533	63.3	24	1

The Automated ScoreBook  
SMU Game Superlatives (as of Oct 19, 2020)  
All games

INDIVIDUAL GAME HIGHS

Rushes	27	McDANIEL, TJ at Texas State (Sep 05, 2020)
Yards Rushing	227	BENTLEY IV, Ulysses at North Texas (Sep 19, 2020)
TD Rushes	3	BENTLEY IV, Ulysses at North Texas (Sep 19, 2020)
Long Rush	84	BENTLEY IV, Ulysses at North Texas (Sep 19, 2020)
Pass attempts	46	BUECHELE, Shane vs Memphis (Oct 03, 2020)
Pass completions	32	BUECHELE, Shane vs Memphis (Oct 03, 2020)
Yards Passing	474	BUECHELE, Shane vs Memphis (Oct 03, 2020)
TD Passes	4	BUECHELE, Shane at North Texas (Sep 19, 2020)
Long Pass	85	BUECHELE, Shane vs Memphis (Oct 03, 2020)
Receptions	9	ROBERSON JR., Reggie at North Texas (Sep 19, 2020)
Yards Receiving	243	ROBERSON JR., Reggie vs Memphis (Oct 03, 2020)
TD Receptions	2	ROBERSON JR., Reggie at North Texas (Sep 19, 2020)
	2	ROBERSON JR., Reggie vs Memphis (Oct 03, 2020)
Long Reception	85	ROBERSON JR., Reggie vs Memphis (Oct 03, 2020)
Field Goals	3	NAGGAR, Chris at North Texas (Sep 19, 2020)
	3	NAGGAR, Chris vs Memphis (Oct 03, 2020)
	3	NAGGAR, Chris at Tulane (Oct 16, 2020)
Long Field Goal	48	NAGGAR, Chris at Tulane (Oct 16, 2020)
Punts	4	NAGGAR, Chris vs Memphis (Oct 03, 2020)
Punting Avg	45.8	NAGGAR, Chris vs Memphis (Oct 03, 2020)
Long Punt	58	NAGGAR, Chris vs Memphis (Oct 03, 2020)
	58	NAGGAR, Chris at Tulane (Oct 16, 2020)
Punts inside 20	2	FRAANJE, Matt at Texas State (Sep 05, 2020)
	2	NAGGAR, Chris vs Memphis (Oct 03, 2020)
Long Punt Return	43	MASSEY, Bryan vs SFA (Sep 26, 2020)
Long Kickoff Return	64	GRAY, Danny at North Texas (Sep 19, 2020)
Tackles	11	ROBINSON, Delano vs Memphis (Oct 03, 2020)
Sacks	2.0	ROBINSON, Delano at Tulane (Oct 16, 2020)
Tackles For Loss	2.0	CHATMAN, Elijah at Texas State (Sep 05, 2020)
	2.0	HAILEY, Shaine at North Texas (Sep 19, 2020)
	2.0	AHO, Junior vs SFA (Sep 26, 2020)
	2.0	CHATMAN, Elijah vs SFA (Sep 26, 2020)
	2.0	MCBRYDE, Richard vs Memphis (Oct 03, 2020)
	2.0	ROBINSON, Delano at Tulane (Oct 16, 2020)
Interceptions	1	PHILLIPS, Jr., Jimmy at Texas State (Sep 05, 2020)
	1	STEPHENS, Brandon at North Texas (Sep 19, 2020)
	1	CROSSLEY, Brandon vs SFA (Sep 26, 2020)
	1	DENBOW, Trevor vs Memphis (Oct 03, 2020)
	1	CROSSLEY, Brandon vs Memphis (Oct 03, 2020)
	1	CROSSLEY, Brandon at Tulane (Oct 16, 2020)

The Automated ScoreBook  
SMU Game Superlatives (as of Oct 19, 2020)  
All games

TEAM GAME HIGHS

Rushes	51	at North Texas (Sep 19, 2020)
Yards Rushing	366	at North Texas (Sep 19, 2020)
Yards Per Rush	7.2	at North Texas (Sep 19, 2020)
TD Rushes	5	vs SFA (Sep 26, 2020)
Pass attempts	46	vs Memphis (Oct 03, 2020)
Pass completions	32	vs Memphis (Oct 03, 2020)
Yards Passing	474	vs Memphis (Oct 03, 2020)
Yards Per Pass	11.6	at Tulane (Oct 16, 2020)
TD Passes	4	at North Texas (Sep 19, 2020)
Total Plays	84	at North Texas (Sep 19, 2020)
Total Offense	710	at North Texas (Sep 19, 2020)
Yards Per Play	8.5	at North Texas (Sep 19, 2020)
Points	65	at North Texas (Sep 19, 2020)
Sacks By	5	vs SFA (Sep 26, 2020)
First Downs	33	at North Texas (Sep 19, 2020)
Penalties	10	at Tulane (Oct 16, 2020)
Penalty Yards	92	at Tulane (Oct 16, 2020)
Turnovers	3	at Texas State (Sep 05, 2020)
Interceptions By	2	vs Memphis (Oct 03, 2020)
Punts	4	vs Memphis (Oct 03, 2020)
Punting Avg	45.8	vs Memphis (Oct 03, 2020)
Long Punt	58	vs Memphis (Oct 03, 2020)
	58	at Tulane (Oct 16, 2020)
Punts inside 20	2	at Texas State (Sep 05, 2020)
	2	vs Memphis (Oct 03, 2020)
Long Punt Return	43	vs SFA (Sep 26, 2020)

The Automated ScoreBook  
SMU Game Superlatives (as of Oct 19, 2020)  
All games

OPPONENT INDIVIDUAL GAME HIGHS

Rushes	24	JaQuarion, Turn, vs SFA (Sep 26, 2020)
Yards Rushing	132	Huderson,S., at Tulane (Oct 16, 2020)
TD Rushes	2	Pratt,M., at Tulane (Oct 16, 2020)
Long Rush	44	WATKINS, Kylan, vs Memphis (Oct 03, 2020)
Pass attempts	42	WHITE, Brady, vs Memphis (Oct 03, 2020)
Pass completions	29	WHITE, Brady, vs Memphis (Oct 03, 2020)
Yards Passing	296	WHITE, Brady, vs Memphis (Oct 03, 2020)
TD Passes	3	WHITE, Brady, vs Memphis (Oct 03, 2020)
Long Pass	55	AUNE, Austin, at North Texas (Sep 19, 2020)
Receptions	8	COXIE, Damonte, vs Memphis (Oct 03, 2020)
Yards Receiving	85	COXIE, Damonte, vs Memphis (Oct 03, 2020)
	85	DYKES, Sean, vs Memphis (Oct 03, 2020)
TD Receptions	2	DARDEN, Jaelon, at North Texas (Sep 19, 2020)
Long Reception	55	SIMPSON, Deonte, at North Texas (Sep 19, 2020)
Field Goals	2	PATTERSON, R., vs Memphis (Oct 03, 2020)
	2	Glover,M., at Tulane (Oct 16, 2020)
Long Field Goal	56	PATTERSON, R., vs Memphis (Oct 03, 2020)
Punts	6	RODRIGUEZ, B., at North Texas (Sep 19, 2020)
	6	Wright,R., at Tulane (Oct 16, 2020)
Punting Avg	46.8	Wright,R., at Tulane (Oct 16, 2020)
Long Punt	65	Wright,R., at Tulane (Oct 16, 2020)
Punts inside 20	2	RODRIGUEZ, B., at North Texas (Sep 19, 2020)
Long Punt Return	8	AUSTIN, Calvin, vs Memphis (Oct 03, 2020)
	8	Jones,Am., at Tulane (Oct 16, 2020)
Long Kickoff Return	25	Jones, Larry, vs SFA (Sep 26, 2020)
Tackles	13	WOOD, Kevin, at North Texas (Sep 19, 2020)
Sacks	1.0	NIXON III, L., at North Texas (Sep 19, 2020)
	1.0	Thompson, BJ, vs SFA (Sep 26, 2020)
	1.0	Cox, Larron, vs SFA (Sep 26, 2020)
	1.0	GOODSON, O., vs Memphis (Oct 03, 2020)
	1.0	DORCEUS, Joseph, vs Memphis (Oct 03, 2020)
	1.0	Johnson,Pa., at Tulane (Oct 16, 2020)
	1.0	Hall,K., at Tulane (Oct 16, 2020)
	1.0	Johnson,J., at Tulane (Oct 16, 2020)
Tackles For Loss	2.0	NIXON III, L., at North Texas (Sep 19, 2020)
	2.0	Thompson, BJ, vs SFA (Sep 26, 2020)
	2.0	Johnson,Pa., at Tulane (Oct 16, 2020)
	2.0	Williams,Do., at Tulane (Oct 16, 2020)
	2.0	Henry,K., at Tulane (Oct 16, 2020)
Interceptions	1	Isidore, Grid, at Texas State (Sep 05, 2020)
	1	Rodgers,Kordell, at Texas State (Sep 05, 2020)



The Automated ScoreBook  
SMU Game Superlatives (as of Oct 19, 2020)  
All games

OPPONENT TEAM GAME HIGHS

Rushes	53	at North Texas (Sep 19, 2020)
Yards Rushing	212	at North Texas (Sep 19, 2020)
Yards Per Rush	5.4	vs Memphis (Oct 03, 2020)
TD Rushes	3	at Tulane (Oct 16, 2020)
Pass attempts	42	vs Memphis (Oct 03, 2020)
Pass completions	29	vs Memphis (Oct 03, 2020)
Yards Passing	305	at North Texas (Sep 19, 2020)
Yards Per Pass	9.0	at North Texas (Sep 19, 2020)
TD Passes	3	at North Texas (Sep 19, 2020)
	3	vs Memphis (Oct 03, 2020)
Total Plays	87	at North Texas (Sep 19, 2020)
Total Offense	517	at North Texas (Sep 19, 2020)
Yards Per Play	6.3	vs Memphis (Oct 03, 2020)
Points	35	at North Texas (Sep 19, 2020)
Sacks By	3	at Tulane (Oct 16, 2020)
First Downs	26	vs Memphis (Oct 03, 2020)
Penalties	13	at North Texas (Sep 19, 2020)
Penalty Yards	97	at North Texas (Sep 19, 2020)
Turnovers	4	vs Memphis (Oct 03, 2020)
Interceptions By	2	at Texas State (Sep 05, 2020)
Punts	6	at North Texas (Sep 19, 2020)
	6	at Tulane (Oct 16, 2020)
Punting Avg	46.8	at Tulane (Oct 16, 2020)
Long Punt	65	at Tulane (Oct 16, 2020)
Punts inside 20	2	at North Texas (Sep 19, 2020)
Long Punt Return	8	vs Memphis (Oct 03, 2020)
	8	at Tulane (Oct 16, 2020)