

2015-16 SCHEDULE/RESULTS

Day/Date	Opponent	TV	Time/Result
Tues./Nov. 3	Grand Valley State (Exh.)	Bearcats TV	W, 93-63
Sat./Nov. 7	Bellarmine (Exh.)	Bearcats TV	W, 81-60
Fri./Nov. 13	Western Carolina	ESPN3	W, 97-72
Sun./Nov. 15	Robert Morris	FSO/ESPN3	W, 106-44
Wed./Nov. 18	at Bowling Green	ESPN3	W, 83-50

BARCLAYS CENTER CLASSIC

Sun./Nov. 22	1-Ark-Pine Bluff	FSO/ESPN3	W, 99-50
Tues./Nov. 24	1-SE Louisiana	FSO/ESPN3	W, 64-49
Fri./Nov. 27	2-vs. Nebraska	ASN/ESPN3	W, 65-61
Sat./Nov. 28	2- vs. George Washington	ASN/ESPN3	W, 61-56

Wed./Dec. 2	Butler (RV/25)	CBSSN	L, 76-78
Sun./Dec. 6	Morgan State	ASN/ESPN3	W, 87-66
Sat./Dec. 12	3-at Xavier (12/13)	FOX	L, 55-65
Tues./Dec. 15	Norfolk State	ESPNU	W, 75-59
Sat./Dec. 19	at VCU	CBSSN	W, 69-63
Tues./Dec. 22	Iowa State (11/9)	ESPN2	L, 79-81
Tues./Dec. 29	Temple •	ESPN2	L, 70-77
Sat./Jan. 2	Tulsa •	ESPNU	W, 76-57
Thurs./Jan. 7	at SMU (15/NR) •	ESPN	L, 57-59
Sun./Jan. 10	at USF •	ESPNU	W, 54-51
Wed./Jan. 13	Houston (NR/RV) •	ESPNU	W, 70-59
Sat./Jan. 16	at Temple •	ESPNU (20T)	L, 65-67
Thurs./Jan. 21	Memphis •	ESPN2	W, 76-72
Sun./Jan. 24	Tulane •	ESPNU	W, 97-75
Thurs./Jan. 28	at UConn (RV/RV) •	ESPNU	W, 58-57
Thurs./Feb. 4	USF •	CBSSN	W, 88-57
Sat./Feb. 6	at Memphis •	ESPN2	L, 59-63
Tues./Feb. 9	at UCF •	ESPNNews	W, 69-51
Sat./Feb. 13	East Carolina •	ESPNU	4 p.m.
Thurs./Feb. 18	at Tulsa •	CBSSN	9 p.m.
Sat./Feb. 20	UConn •	ESPN2	4 p.m.
Sat./Feb. 27	at East Carolina •	ESPNU	Noon
Thurs./Mar. 3	at Houston •	CBSSN	9 p.m.
Sun./Mar. 6	SMU •	CBS	Noon

AMERICAN CHAMPIONSHIP

Mar. 10-13	4-TBA	ESPN Networks	TBA
------------	-------	---------------	-----

NCAA CHAMPIONSHIP

Mar. 15-16	5-First Four	Turner	TBA
Mar. 17-20	6-Second & Third Rds	CBS/Turner	TBA
Mar. 24-27	7-Regional Semis & Finals	CBS/Turner	TBA
Apr. 2 & 4	8-Final Four & Champ	CBS/Turner	TBA

Notes: All times listed are Eastern. Home games are in **boldface**.

(•) - Denotes American Athletic Conference game.

Key: CBSSN-CBS Sports Network; FSO/ESPN3 - Game will be televised regionally by FOX Sports Ohio and is also available on ESPN3 outside the FSO viewing area.
ASN - American Sports Network: WKRC (CBS Local 12) orWSTR (MyTV 33) in Cincinnati
ESPN/ESPN2 - Game will be televised by either ESPN or ESPN2 with decision made two weeks prior.

1-Brooklyn Hoops Classic (campus sites); 2-Brooklyn Hoops Classic (Barclays Center); 3-Skyline Chili Crosstown Shootout; 4-American Championship (Amway Center).

CINCINNATI ATHLETIC COMMUNICATIONS

Asst. AD/Primary Basketball Contact: Andre Foushee

Office/Cell Phone: (513) 556-5182/(859) 797-7871

Press Row Phone: (513) 556-3800

Email Address: Andre.Foushee@uc.edu

Website: GoBears.com

THIS IS CINCINNATI BASKETBALL

2 NATIONAL TITLES • 6 FINAL FOURS • 8 ELITE EIGHTS • 10 SWEET SIXTEENS • 29 NCAA TOURNAMENTS • 38 CONFERENCE CHAMPIONSHIPS



GAME 26:

EAST CAROLINA (10-14, 2-9 AMERICAN)

AT CINCINNATI (18-7, 8-4 AMERICAN)

Saturday, Feb. 13 • 4 p.m. (ET) • Fifth Third Arena • Cincinnati, Ohio



GAME AT A GLANCE

Series Info: 10th Meeting; Cincinnati leads 8-1 overall; UC leads 5-0 in Cincinnati and 3-1 in Greenville, N.C.

Last Year's Meetings: Cincinnati won 69-48 on Jan. 6, 2015 in Cincinnati. ECU won 50-46 on Feb. 1 in Greenville, N.C.

Streak: East Carolina - 1

Coaches: Mick Cronin is in his 10th season at Cincinnati (203-125); 13th season overall (272-149)

Jeff Lebo is in his sixth season at East Carolina (97-94); 18th season overall (308-250)

AP/USA Today Rankings (Feb. 8): Cincinnati (--/--); East Carolina (--/--)

Radio: 700 WLW; **Dan Hoard** provides play-by-play with color analyst **Chuck Machock**.

TV: ESPNU; **Ted Emrich** provides play-by-play with color analyst **Mark Wise**.

UC Twitter Pages: @GoBearsCats and @GoBearsCatsMBB

CINCINNATI PROBABLE STARTERS & RESERVES

NO.	NAME	POS.	HT.	WT.	CL.-EXP.	HOMETOWN	GP-GS	PPG	RPG	APG	MIN
10	Troy Caupain	G	6-4	205	Jr.-2L	Midlothian, Va.	25-25	11.5	3.2	4.7	31.6
21	Farad Cobb	G	6-1	170	Sr.-1L	West Palm Beach, Fla.	25-25	11.4	1.9	1.7	25.9
1	Jacob Evans III	G/F	6-6	210	Fr.-HS	Baton Rouge, La.	25-2	7.0	4.0	2.9	21.1
11	Gary Clark	F	6-8	235	So.-1L	Clayton, N.C.	25-25	10.7	8.7	2.3	29.2
2	Octavius Ellis	F	6-10	235	Sr.-1L	Memphis, Tenn.	25-24	9.7	6.8	1.3^	23.8

OFF THE BENCH

24	Shaq Thomas	F	6-7	210	R-Sr.-3L	Paterson, N.J.	25-23	6.8	4.0	1.4	21.4
25	Kevin Johnson	G	6-3	180	Jr.-2L	Cincinnati, Ohio	25-0	6.2	1.8	1.6	19.2
22	Coreontae DeBerry	C	6-9	265	Sr.-1L	Holland, Mich.	25-1	5.8	3.7	0.9^	14.6
3	Justin Jenifer	G	5-10	175	Fr.-HS	Baltimore, Md.	22-0	3.0	0.7	1.4	8.9
0	Quadri Moore	F	6-8	220	So.-1L	Linden, N.J.	21-0	2.4	1.5	0.4*	7.9
45	Zack Tobler	F	6-5	240	Jr.-2L	Fort Mitchell, Ky.	6-0	1.5	0.5	0.2	2.8
13	Tre Scott	F	6-8	225	Fr.-HS	Darien, Ga.	--	21.6#	14.1#	3.5^#	--

Starters based on last game; # - Statistics from senior season of high school; ^ - Blocks; * - Steals

CINCINNATI STORYLINES

- » Cincinnati enters Saturday's contest having won five of its last six and seven of its last nine games.
- » Gary Clark grew up in Clayton, N.C., about 70 miles from the ECU campus in Greenville. He has been named to The American's Weekly Honor Roll each of the past two weeks. He posted back-to-back double-doubles against USF (16 points-13 rebounds 2/4) and at Memphis (15 points-14 rebounds on Feb. 6). A week earlier he converted a three-point play with 12.1 seconds left at UConn (1/28) to secure the victory.
- » The Bearcats have displayed a very balanced attack this season, placing at least three players in double figures in 22 of 25 games. Seven different players have served as the team's leading scorer in at least one game this year.
- » UC is averaging 7.7 three-pointers per game, second in The American and the second most in school history behind the 1993-94 squad, which averaged 7.9 threes. The Bearcats' .356 three-point shooting percentage this season ranks as the highest of the Cronin era and best since the 2003-04 team shot 38.7 percent from beyond the arc.
- » Farad Cobb ranks among The American leaders in four categories: three-point shooting percentage (fourth at .414), three-pointers made (third at 2.5), steals (second at 1.5) and points (24th at 11.4).
- » Cobb's .414 three-point shooting percentage is the highest by a Bearcat since Marcus Sikes shot 42.5 percent (45 of 106) from beyond the arc during the 2006-07 campaign.

2015-16 NUMERICAL ROSTER						
NO.	NAME	POS.	HT.	WT.	CLASS	EXP. HOMETOWN / PREVIOUS SCHOOLS
0	Quadri Moore	F	6-8	220	So.	1L Linden, N.J./Linden HS
1	Jacob Evans III	G/F	6-6	210	Fr.	HS Baton Rouge, La./St. Michael the Archangel
2	Octavius Ellis	F	6-10	235	Sr.	1L Memphis, Tenn./Trinity Valley College (Texas)
3	Justin Jenifer	G	5-10	175	Fr.	HS Baltimore, Md./Milford Mill Academy
10	Troy Caupain	G	6-4	205	Jr.	2L Midlothian, Va./Cosby HS (Va.)
11	Gary Clark	F	6-8	235	So.	1L Clayton, N.C./Clayton HS
13	Tre Scott	F	6-8	225	Fr.	HS Darien, Ga./McIntosh County Academy
21	Farad Cobb	G	6-1	170	Sr.	1L West Palm Beach, Fla./Northwest Florida State College
22	Coreontae DeBerry	C	6-9	265	Sr.	1L Holland, Mich./Hutchinson Community College
24	Shaq Thomas	F	6-7	210	R-Sr.	3L Paterson, N.J./NIA Prep School
25	Kevin Johnson	G	6-3	180	Jr.	2L Cincinnati, Ohio/Summit Country Day School
32	Kyle Washington*	F	6-9	240	Jr.	Tr. Champlin, Minn./NC State
45	Zack Tobler	F	6-5	240	Jr.	2L Fort Mitchell, Ky./Covington Catholic HS

2015-16 ALPHABETICAL ROSTER						
NO.	NAME	POS.	HT.	WT.	CLASS	EXP. HOMETOWN / PREVIOUS SCHOOLS
10	Troy Caupain	G	6-4	205	Jr.	2L Midlothian, Va./Cosby HS (Va.)
11	Gary Clark	F	6-8	235	So.	1L Clayton, N.C./Clayton HS
21	Farad Cobb	G	6-1	170	Sr.	1L West Palm Beach, Fla./Northwest Florida State College
22	Coreontae DeBerry	C	6-9	265	Sr.	1L Holland, Mich./Hutchinson Community College
2	Octavius Ellis	F	6-10	235	Sr.	1L Memphis, Tenn./Trinity Valley College (Texas)
1	Jacob Evans III	G/F	6-6	210	Fr.	HS Baton Rouge, La./St. Michael the Archangel
3	Justin Jenifer	G	5-10	175	Fr.	HS Baltimore, Md./Milford Mill Academy
25	Kevin Johnson	G	6-3	180	Jr.	2L Cincinnati, Ohio/Summit Country Day School
0	Quadri Moore	F	6-8	220	So.	1L Linden, N.J./Linden HS
13	Tre Scott	F	6-8	225	Fr.	HS Darien, Ga./McIntosh County Academy
24	Shaq Thomas	F	6-7	210	R-Sr.	3L Paterson, N.J./NIA Prep School
45	Zack Tobler	F	6-5	240	Jr.	2L Fort Mitchell, Ky./Covington Catholic HS
32	Kyle Washington*	F	6-9	240	Jr.	Tr. Champlin, Minn./NC State

* - Will sit out the 2015-16 season due to NCAA transfer rules.

Coaching Staff

Head Coach: Mick Cronin (10th season at UC; 13th season overall)
Associate Head Coach: Larry Davis
Assistant Coaches: Darren Savino, Antwon Jackson
Director of Basketball Operations: Drew Seidenberger
Director of Student-Athlete Development: Mark Berger
Asst. Director of Student-Athlete Development: JaQuon Parker

Video Coordinator: T.J. Wolf
Program Assistant: Greg Youncofski
Head Athletic Trainer: Robb Williams
Director of Strength & Conditioning: Mike Rehfeldt
Assistant Director of Equipment: Andy Frigge

PRONUNCIATION GUIDE	
Troy Caupain	co-PAIN
Coreontae DeBerry	COREY-on-tay
Quadri Moore	qua-DREE

ROSTER INFORMATION	
By State/Country	
Florida	(1) Farad Cobb
Georgia	(1) Tre Scott
Kentucky	(1) Zack Tobler
Louisiana	(1) Jacob Evans
Maryland	(1) Justin Jenifer
Michigan	(1) Coreontae DeBerry
Minnesota	(1) Kyle Washington
New Jersey	(2) Quadri Moore, Shaq Thomas
North Carolina	(1) Gary Clark
Ohio	(1) Kevin Johnson
Tennessee	(1) Octavius Ellis
Virginia	(1) Troy Caupain

By Class	
True Freshmen	(3) Jacob Evans III, Justin Jenifer, Tre Scott
Sophomores	(2) Gary Clark, Quadri Moore
Juniors	(4) Troy Caupain, Kevin Johnson, Zack Tobler, Kyle Washington
Seniors	(3) Farad Cobb, Coreontae DeBerry, Octavius Ellis
R-Seniors	(1) Shaq Thomas

By Height	
6-10	Octavius Ellis
6-9	Coreontae DeBerry, Kyle Washington
6-8	Gary Clark, Quadri Moore, Tre Scott
6-7	Shaq Thomas
6-6	Jacob Evans III
6-5	Zack Tobler
6-4	Troy Caupain
6-3	Kevin Johnson
6-1	Farad Cobb
5-10	Justin Jenifer

QUICK FACTS

GENERAL INFORMATION

Location	Cincinnati, Ohio 45221
Founded	1819
Enrollment	44,096
Nickname	Bearcats
Colors	Red (PMS: 186) and Black
Arena (Capacity)	Fifth Third Arena (13,176)
Affiliation	NCAA Division I
Conference	American
President	Dr. Santa J. Ono
Alma mater/year	Chicago, '84
Director of Athletics	Mike Bohn
Alma mater/year	Kansas, '83
Faculty Representative	Dr. David M. Szymanski
Department of Athletics Phone	(513) 556-4603
Athletics Ticket Office Phone	(877) CATS-TIX

ATHLETIC COMMUNICATIONS

Asst. AD/Primary Basketball Contact	Andre Foushee
Office/Cell Phone	(513) 556-5182/(859) 797-7871
Press Row Phone	(513) 556-3800
Email Address	Andre.Foushee@uc.edu
Secondary Basketball Contact	Alex Ryan
Office/Cell Phone	TBA/(513) 623-9992
Email Address	Alex.Ryan@uc.edu
Website	GoBearcats.com
Twitter	@GoBearcats and @GoBearcatsMBB

BASKETBALL STAFF

Head Coach	Mick Cronin (Cincinnati '97)
Basketball Office Phone	(513) 556-5847
Associate Head Coach	Larry Davis (Asbury '78)
Assistant Coach	Darren Savino (Jersey City '94)
Assistant Coach	Antwon Jackson (Pikeville College '93)
Director of Operations	Drew Seidenberger (Cincinnati '09)
Dir. of Student-Ath. Devel.	Mark Berger (Cincinnati '01)
Asst. Dir. of Student-Ath. Devel.	JaQuon Parker (Cincinnati '14)
Video Coordinator	T.J. Wolf (Murray State '07)
Program Assistant	Greg Youncofski (Kansas '13)
Assoc. AD/Sports Medicine	Bob Mangine (Pittsburgh '73)
Head Athletic Trainer	Robb Williams (Ohio State '82)
Dir. /Strength & Condition	Mike Rehfeldt (St. Cloud St. '05)
Administrative Assistant	Winona Shaw-Gunn

HISTORY

First year of basketball	1901-02
All-time record (entering the season)	1,705-986 (.634)
NCAA appearances/last	29/2015
All-time record	44-28 (.611)
Final Four appearances/last	6/1992
Elite Eight appearances/last	8/1996
Sweet 16 appearances/last	10/2012
Conference Championships/last	38/2014
Postseason NIT appearances/last	10/2010
All-time record	8-10 (.444)

TEAM INFORMATION

2014-15 Record	23-11
American Athletic Conference Record (Place)	13-5 (T-3rd)
Starters returning/lost	5/0
Letterwinners returning/lost	9/4
Percent of scoring returning	88.0 percent (1,860 of 2,113)
Percent of rebounding returning	88.2 percent (950 of 1,077)

GAME PREVIEW

- » Cincinnati (18-7, 8-4 American Athletic Conference) returns home to welcome East Carolina (10-13, 2-8) on Saturday for a 4 p.m. ET contest at Fifth Third Arena. The game will be broadcast by ESPNU and 700 WLW.
- » Fans can purchase tickets at GoBears.com or by calling 1-877-CATS-TIX.
- » The Bearcats, who have won five of their last six games, claimed a 68-51 road win at UCF on Tuesday. Four Bearcats reached double-figures in scoring led by Kevin Johnson's 13 points. Octavius Ellis posted his fourth double-double of the season with 10 points and season-high 14 rebounds.
- » ECU lost its third straight game Wednesday, suffering a 100-92 triple-overtime home setback to Tulane. Prince Williams and B.J. Wilson led the Pirates with 25 points each. Williams added nine assists. Kentrell Barkley posted a double-double with 20 points and 14 rebounds.
- » Cincinnati and ECU split a pair of meetings last season with the home team winning each affair. The Bearcats claimed 69-48 victory in Cincinnati on Jan. 6, 2015 while the Pirates earned a 50-46 upset on Feb. 1, 2015 in Greenville, N.C.
- » Cincinnati leads the series overall 8-1, including a 5-0 mark in the Queen City.
- » The Bearcats hit the road next week, playing at Tulsa on Thursday. That contest tips at 9 p.m. ET on CBS Sports Network and 700 WLW.

SCOUTING EAST CAROLINA

- » East Carolina (10-14, 2-9) visits Cincinnati on Saturday having lost three in a row, including two in overtimes. The Pirates dropped a 97-93 double-overtime decision to Houston at home on Jan. 30 and most recently, suffered a 100-092 triple-overtime home loss to Tulane on Wednesday.
- » ECU owns league wins at Memphis (84-83 on Jan. 24) and home against Temple (64-61 on Jan. 27).
- » ECU entered Thursday ranked among the league leaders in assists (third at 15.4), free throw percentage (fourth at .720) and three-point percentage (sixth at .338).
- » Four Pirates average double-figures in scoring led by B.J. Tyson, who ranks fifth in The American at 15.5 points per game. He also ranks fifth in the league averaging 33.7 minutes played.
- » Caleb White averages 12.8 points. He leads the Pirates and ranks fifth in the conference with 2.3 three-pointers per game.
- » Kentrell Barkley ranks among the league leaders in steals (fourth at 1.4), assists (11th at 3.0), field-goal shooting (14th at 47.1 percent) and rebounds (16th at 6.1).
- » Prince Williams is listed among the conference leaders in assists (tied for fifth at 4.1), three-point shooting (sixth at 40.3 percent), assist-to-turnover ratio (sixth at 2.1) and free-throw shooting (10th at 79.0 percent).
- » ECU finished 14-19 overall and tied for seventh in the league with a 6-12 mark in The American last season.
- » The Pirates were picked to finish eighth in the conference in 2015-16 according to a preseason poll of league coaches.

SERIES HISTORY

- » Cincinnati owns an 8-1 record in its series with East Carolina, including a 5-0 mark against the Pirates in the Queen City. The Bearcats also hold a 3-1 advantage in games played in Greenville, N.C. The two teams have never met on a neutral court.
- » Cincinnati and ECU split a pair of meetings last season with the home team winning each affair. The Bearcats claimed 69-48 victory in Cincinnati on Jan. 6, 2015 while the Pirates earned a 50-46 upset on Feb. 1, 2015 in Greenville, N.C.
- » The two teams played six times while members of Conference USA.
- » The series began with a 105-69 UC win on Dec. 6, 1991 in Cincinnati.

LAST YEAR'S MEETINGS:

- » **CINCINNATI 69, ECU 48 (JAN. 6, 2015)**
CINCINNATI - Cincinnati led East Carolina from start to finish, surging past the Pirates 69-48.
- » Octavius Ellis and Kevin Johnson led UC with 12 points apiece. Ellis added nine rebounds and three blocks. Troy Caupain scored 10 points and dished out a game-high six assists. Coreontae DeBerry tied his career high with nine points and two rebounds in 12 minutes.
- » ECU's BJ Tyson finished with a game-high 13 points and team-high seven boards and Terry Whisnant totaled 11.
- » The UC defense limited ECU to 27-percent shooting (17-of-63) from the floor. UC dominated the interior, 40-18, and scored 13 points off 10 ECU turnovers.
- » Gary Clark pulled down a career high 16 rebounds, the most for a Bearcats player in a game this season and the most since Mike Williams grabbed 16 against Eastern Kentucky on Dec. 20, 2008. Clark finished with eight points, four blocks, four steals and three assists.
- » **ECU 50, CINCINNATI 46 (FEB. 1, 2015)**
GREENVILLE, N.C. -(AP) - B.J. Tyson scored 18 points and East Carolina came back from a nine-point second-half deficit to beat Cincinnati 50-46.
- » It's the first time in nine all-time tries East Carolina has beaten Cincinnati.
- » The Pirates trailed 46-39 with 3:23 left but scored the last 11 points of the game as the Bearcats missed their last four shots.
- » Scoring was at a premium in the first half, as both teams had just one basket over the first 4:50. Once they got warmed up, Cincinnati made five shots in a row and led 15-8 at the midway mark, then scored the last six points of the half to lead 23-18 at the break. UC junior Farad Cobb scored 10 of 13 points in the first half.
- » Octavius Ellis recorded his first career Division I double-double with 14 points and a career-high 14 rebounds for Cincinnati. Ellis was 5 of 6 from the floor and 4 of 4 at the line.
- » Box scores from both games are at the end of this notes packet.

RECAP FROM TUESDAY'S WIN:

- » **CINCINNATI 69, UCF 51 (FEB. 9)**
ORLANDO (AP) - Kevin Johnson scored 13 points, Octavius Ellis had 10 points and a season-high 14 rebounds and Cincinnati used a balanced attack to beat Central Florida 69-51.
- » Cincinnati went on a 13-0 run, highlighted by a put-back dunk by Coreontae DeBerry, to take a 60-40 lead as UCF went scoreless for nearly six minutes. Johnson and Jacob Evans each made 3-pointers during the spree.
- » Farad Cobb added 12 points for Cincinnati while Gary Clark had 11 points, eight boards and five assists.
- » Matt Williams led UCF with 24 points and six 3-pointers. A.J. Davis added 16 points for the Knights, who were out-rebounded 43-30, including 16-4 on the offensive glass.
- » Williams made four 3-pointers in the first half and scored 18 points but UCF still trailed 31-30. Cincinnati shot just 29 percent from the field but six of its 10 makes were from 3-point range.

CAROLINA NATIVE GARY CLARK HAVING STANDOUT SOPHOMORE CAMPAIGN

- » Clayton, N.C., native Gary Clark is building a solid resume for all-league honors this season for the Bearcats.
- » The sophomore, who earned All-Rookie Team accolades a year ago, entered Thursday's action ranked among the league leaders in five categories: offensive rebounds (second at 3.7), field-goal percentage (fourth at .584), rebounds (tied for fourth at 8.7), blocks (fifth at 1.5) and scoring (tied for 27th at 10.7).
- » Nationally, Clark ranks 16th in offensive rebounds (3.68).
- » Over the last eight games, Clark leads the Bearcats in points (13.1), rebounds (8.9) and blocks (2.5) while shooting a team-best 58.2 percent (39 of 67) from the field.
- » Clark has been named to The American's Weekly Honor Roll each of the past two weeks. He posted back-to-back double-double performances last week, tallying 16 points and 13 rebounds against USF and 15 points and 14 rebounds against Memphis. He is the first Bearcat to post consecutive double-doubles since Justin Jackson had three straight in December 2013.
- » He was first named to the weekly honor roll on Feb. 1 for his efforts in helping lead the Bearcats to a 58-57 road win over UConn in Hartford, Conn., on Jan. 28. In that contest, Clark converted a go-ahead three-point play with 12.1 seconds left. He finished with a team-high 13 points to go with six rebounds, a career-high matching four blocks, as well as three assists.
- » Clark has led the Bearcats in rebounding in 11 games this season. He has corralled as many as 14 boards against Morgan State (12/6), Tulsa (1/2), at Temple (1/16) and at Memphis (2/6).
- » **DOUBLE-DOUBLES:** He has registered five double-doubles on the season, posting 13 points and 14 rebounds against Morgan State (12/6), 13 points and 11 rebounds at then-No. 15 SMU (1/7), 12 points and 14 rebounds at Temple (1/16), 16 points and 13 rebounds against USF (2/4) and 15 points and 14 rebounds at Memphis (2/6).
- » He has started all 59 games of his collegiate career.
- » Clark was named to The American's All-Rookie team last year. He was the league's only freshman to rank among the conference leaders in rebounds (third at 7.2), field goal percentage (sixth at .524) and blocks (sixth at 1.3). He finished fourth on the team in scoring at 7.8 points.

CINCINNATI'S AWARD WINNERS THIS SEASON

NAME	AWARD
Gary Clark	American Weekly Honor Roll (Feb. 8)
	American Weekly Honor Roll (Feb. 1)
Shaq Thomas	American Weekly Honor Roll (Jan. 25)
Octavius Ellis	American Weekly Honor Roll (Jan. 18)
	American Weekly Honor Roll (Dec. 7)
	Barclays Center Classic MVP (Nov. 28)
	American Weekly Honor Roll (Nov. 16)
Farad Cobb	American Weekly Honor Roll (Jan. 4)
	American Weekly Honor Roll (Dec. 21)
	American Weekly Honor Roll (Nov. 23)
Jacob Evans	American Rookie of the Week (Dec. 28)
Troy Caupain	American Player of the Week (Nov. 30)
	Barclays Center Classic All-Tourney Team (Nov. 28)

WHO CARES WHO GETS THE POINTS?

- » Cincinnati continues its balanced-attack on the offensive end again this season. Eight players are averaging at least 5.8 points with three - Troy Caupain (11.5), Farad Cobb (11.4) and Gary Clark (10.7) - averaging double figures.
- » The Bearcats have placed at least three players in double figures in 22 of 25 games this season. UC has had at least four players in double figures in 10 games and placed a Cronin-era record eight players in double figures against Robert Morris (11/15).
- » For the second consecutive year, seven different players have led the Bearcats in scoring in at least one game during the season.
- » The American has recognized six different UC players for weekly awards this season.
- » All 11 players put their names in the scoring column in two games this season - vs. Arkansas-Pine Bluff (11/22) and vs. Tulane (1/24).
- » Bearcat reserves have combined to score 28 or more points in 11 games this season and have outscored opponents' bench players in 16 of 24 games to date.
- » Eight Bearcats are averaging at least 14.6 minutes.

CAUPAIN IS STEADY AT THE POINT

- » **Troy Caupain**, a junior who turned 20-years old at the end of November, entered Thursday's action ranked among The American's leaders in assists (third at 4.7), assist-to-turnover ratio (second at 2.5), free throw percentage (12th at .778) and scoring (23rd at 11.5).
- » Troy Caupain averaged a team-high 17.5 points and 8.0 assists while shooting 52.2 percent (12 of 23) from the field and 46.7 percent (7 of 15) from three-point range last week.
- » He tied a career high with five steals at UCF on Tuesday.
- » Caupain has only had more turnovers than assists in three games this season.
- » He registered his first career double-double with a game-high 18 points with four threes and a career-best 10 assists against USF (2/4). He tallied a team-high 17 points with six assists at Memphis (2/6).
- » Caupain produced a career-high 25 points on 9-of-16 shooting against Memphis (1/21). He went 4 of 4 from the free-throw line inside the final 1:08 of the game to secure the win.
- » Other top offensive performances included scoring 19 points and seven assists against Temple (12/29), tallying 18 points against then-No. 11 Iowa State (12/22) and registering 17 points with four three-pointers against Nebraska (11/27).

- » Caupain has scored in double figures in 14 of the last 22 games.
- » He has started 58 of 59 games since the beginning of his sophomore season (2014-15).
- » Caupain was named to the Barclays Center Classic All-Tournament Team and tabbed The American's Player of the Week (11/30) after averaging a team-high 16.0 points with eight threes, four steals and seven assists with only two turnovers in 96 minutes of play in wins over Southeastern Louisiana (11/24), Nebraska (11/27) and George Washington (11/28).

NO LIMITS IN COBB CITY

- » **Farad Cobb** ranks among The American leaders in four categories entering Wednesday: three-point shooting percentage (fourth at .414), three-pointers made (third at 2.5), steals (second at 1.5) and points (24th at 11.4).
- » Cobb's .414 three-point shooting percentage is the highest by a Bearcat since Marcus Sikes shot 42.5 percent (45 of 106) from beyond the arc during the 2006-07 campaign.
- » Cobb, who ranks second on the team in scoring at 11.4 points, has scored in double figures in 13 of the last 17 games and 18 times this season. He has tallied 20 or more points four times.
- » The senior has started the last 34 games for the Bearcats since Feb. 21, 2015 at Houston.
- » Cobb has been named to The American's Weekly Honor Roll three times this season, mostly recently on Jan. 4.
- » The senior guard scored a season-high 21 points with five three-pointers on 8-of-14 shooting from the field with four rebounds and two assists against Tulsa (1/2).
- » He tallied a game-high 20 points, shooting 5 of 8 from three-point range to go with three rebounds, two assists and two steals against Norfolk State (12/15).
- » Earlier this season he posted back-to-back 20-point efforts against Bowling Green (Nov. 18) and Arkansas-Pine Bluff (Nov. 22). He became the first player to score 20 or more points in consecutive games since Sean Kilpatrick tallied more than 20 points in three consecutive games during his senior season of 2013-14.

ELLIS A PRESENCE INSIDE

- » **Octavius Ellis**, a preseason first team all-conference selection, entered Thursday ranked among The American leaders in field goal percentage (fifth at .563), blocks (sixth at 1.3) and rebounding (11th at 6.8).
- » **DOUBLE-DOUBLES:** Ellis has four double-doubles on the season: at UCF (10 points and 14 rebounds), vs. Houston (13 points and 13 rebounds), vs. Butler (16 points and 12 rebounds) and vs. Western Carolina (17 points and 10 rebounds).
- » **AWARDS:** Ellis has been named to The American's Weekly Honor Roll three times this season: Nov. 16, Dec. 7 and Jan. 18. Ellis also was named the MVP of the Barclays Center Classic after averaging 10.5 points and 8.0 rebounds in two games in Brooklyn.
- » Ellis did not start against Temple (12/29) - coaching decision - snapping a streak of 47 consecutive starts since returning to the Bearcats prior to last season. He responded with 12 points, seven rebounds off the bench against the Owls.

CRONIN CLAIMS 200TH WIN AT CINCINNATI

- » Head coach Mick Cronin earned his 200th win at Cincinnati in a 97-75 home win over Tulane (1/24).
- » Following the game, he was presented the game ball by UC Director of Athletics Mike Bohn and former Bearcats great Kenyon Martin, who was visiting Cincinnati.
- » Now with 203 wins, he ranks second only to Bob Huggins (399) for most victories at Cincinnati.
- » Only one other active American Athletic Conference coach has 200 or more victories at his current institution. Temple's Fran Dunphy enters the week with a 207-116 record in his 10th season with the Owls.
- » Cronin owns a 203-125 mark in 10 seasons at his alma mater and a 271-149 record in his 13th season overall as a head coach.
- » He also ranks as the winningest coach in the nation among active coaches his age (44) or younger and is listed among the top-10 most successful coaches under the age of 50.

MOST COACHING VICTORIES AT CINCINNATI

NAME	RECORD (YEARS)
Bob Huggins	399-127 (1990-2005)
Mick Cronin	203-125 (2007-Present)
George Smith	154-56 (1953-1960)
Gale Catlett	126-44 (1973-1978)
Tay Baker	125-60 (1966-1972)

THOMAS' LONG TENURE AT CINCINNATI

- » **Shaq Thomas** is winding down his fifth season at Cincinnati likely to finish his career among the program's leaders in games played. He redshirted the 2011-12 campaign.
- » Thomas, who sat out most of the second half of the UConn (1/28) contest due to a foot and ankle injury, enters Saturday's game having seen action in 126 games as a Bearcat and needs to see action in four more games to finish among the top 10 players in games played in program history.
- » Thomas was named to The American's Weekly Honor Roll (Jan. 25) after averaging a team-high 17.5 points while shooting 73.7 percent (14 of 19) from the field to go with 5.0 rebounds for the Bearcats.
- » Thomas paired together the most productive games of his career two weeks ago, posting a career high with 18 points on 8-of-11 shooting from the field while grabbing six rebounds in UC's 76-72 home win over Memphis (1/21). He poured in a team-high 17 points in 19 minutes, making 6 of 8 field goal attempts, including a pair of threes in the Bearcats' 97-75 home win over Tulane (1/24).
- » He is enjoying his best season as a Bearcat, averaging 6.8 points and 4.0 rebounds.
- » His 33 minutes played against Xavier tied a career high.
- » He has started 78 of his 92 games played since the beginning of the 2013-14 campaign.
- » As a redshirt senior, Thomas has seen the Bearcats compete in four NCAA tournaments (including the 2012 Sweet 16 [redshirt season]) and win a share of the 2013-14 American regular-season championship. UC has won 90 games during his playing career.

CAREER GAMES PLAYED

GMS	PLAYER	YEARS
140	Sean Kilpatrick	2011-2014
139	Cashmere Wright	2010-2013
137	Dion Dixon	2009-2012
136	Justin Jackson	2011-2014
135	Steve Logan	1999-2002
132	Larry Davis	2008-2011
	Yancy Gates	2008-2012
131	Keith Gregor	1993-1996
130	Darnell Burton	1994-1997
130	Jermaine Sanders	2012-2015
129	Bobby Brannen	1995-1998
	Leonard Stokes	2000-2003
	Jason Maxiell	2002-2005
	Deonta Vaughn	2007-2010
126	Shaq Thomas	2013-Present

FRESHMAN FACTOR

- » Freshman **Jacob Evans** made only the second start of his young career on Tuesday at UCF after mostly serving as a solid contributor off the bench this season for the Bearcats.
- » Evans is averaging 7.0 points, 4.0 rebounds and 1.7 assists in 21.1 minutes in his first season. He has scored in double figures in seven games.
- » Evans scored in double figures in a conference game for the first time against USF (2/4), contributing 11 points with a pair of threes.
- » He made his first collegiate start against Temple (12/29), contributing seven points, five rebound and two assists in 24 minutes.
- » He played well against RV/25 Butler (12/2), posting 16 points with four threes; registered nine points, eight rebounds and three blocks at VCU (12/19); and tallied 14 points and five rebounds against 11/9 Iowa State (12/22).
- » Evans' performance against the Cyclones earned the freshman The American's Rookie of the Week Award (Dec. 28).
- » He logged a season-high 38 minutes in the 67-65 double-overtime loss at Temple (1/16), producing eight points and eight rebounds.

FREE THROW STREAK ENDS AT 25 FOR EVANS

- » Jacob Evans saw his streak of consecutive made free throws end at 25 against USF (2/4) when he made 3 of 4 attempts from the line. His streak started against Arkansas-Pine Bluff (11/22). Prior to the USF contest, Evans hadn't attempted a free throw in the previous eight games.
- » Former Bearcat Steve Logan (32 in 2000-01) owns the school record for consecutive free throws made. Bobby Brannen (31 in 1997-98) and Gary Yoder (30 in 1976-77) rank second and third, respectively.
- » Evans' streak of 25 consecutive made free throws is the longest among active players.

CONSECUTIVE FREE THROWS MADE IN CAREER
AMONG ACTIVE PLAYERS

FTM	PLAYER	YEAR
25	Jacob Evans	2015-16
23	Troy Caupain	2014-15
22	Octavius Ellis	2014-15



FIFTH THIRD ARENA RENOVATION APPROVED

CINCINNATI - The University of Cincinnati Board of Trustees approved on Dec. 15 an \$87-million, privately funded renovation of Fifth Third Arena, home of the Bearcats men's and women's basketball and volleyball teams.

"It's a transformational day for UC Athletics and the University," Director of Athletics Mike Bohn said. "We are inspired by the passionate engagement from the Board of Trustees, campus leadership and key constituents who are making a bold commitment to our athletic program and the campus community."

"The cost of the project has grown due to complexities associated with renovating a 26-year-old building in line with our plan to construct a state-of-the-art arena that will be among the finest on-campus facilities in the nation."

Construction is scheduled to begin in April 2017 and be completed in fall 2018.

"Our entire University has grown and transformed into one of the best in the country over the past 15 years, both academically and aesthetically," Men's Basketball Head Coach Mick Cronin said. "This arena will be awesome. The planning has been meticulous and the first-class, new design is as good as I've seen across all of college basketball. This building is about our future and is a testament to the commitment our University and donors have toward our programs. Today is a great day if you love Bearcats Basketball."

The board previously approved \$2.2-million for the completion of the design development phase by Populous/Moody Nolan that resulted in the current detailed timeline.

Proposed improvements to the facility, built in 1989 and originally named the Myrl H. Shoemaker Center, include: the creation of a 360-degree seating bowl, new HD scoreboard, ribbon boards, sound system, an LED lighting system which will allow for enhanced gameday presentation, new restroom and concession facilities, a new upper-level concourse with its own fan amenities, expanded food and beverage options and a new main entrance and plaza with centralized ticketing and guest services. The renovated arena also will feature upgraded locker room spaces, expanded premium seating options, including a courtside club, arena club and concourse club as well as enclosed suites, loge seating, a new Bearcats Lounge and super suites.

"We have strong commitments through the silent giving phase, including long-term suite agreements," Bohn said. "We anticipate a continued high degree of interest from all levels of our loyal fan base."

Those interested in making a gift to the construction of the arena should contact the UCATS office at 513-556-0735.

Men's and women's basketball and volleyball home events will be conducted off campus during the 2017-18 season while construction is underway.

DEFENSIVE NUMBERS

- » The Bearcats feature one of the nation's best defenses, allowing only 61.6 points this season - ranked 10th in the country through Feb. 9.
- » The Bearcats also rank nationally in total blocks (eighth at 143), blocks per game (12th at 5.7), total steals (10th with 214), steals per game (14th at 8.6) field goal percentage defense (17th at .388) and offensive rebounds per game (26th at 13.48).
- » The Bearcat defense recorded eight or more blocks for the fifth time this season when they swatted 10 shots at UConn (1/28). The 10 blocks against the Huskies ties for the highest total this year - against Butler (12/2).
- » The UC defense has forced 15 or more turnovers 12 times this season. UC has registered 10 or more steals in 11 games this season, including eight of their last 11 contests.
- » The Bearcats have held their opponents under 70 points in 56 of the last 63 games dating back to the 2013-14 season and in 113 of the last 127 contests (89.0 percent) since the start of the 2012-13 campaign.
- » The Bearcats have held their opponents under 50 percent shooting from the field in 151 of 164 games (92.1 percent) dating back to the start of the 2011-12 season.
- » UC has won 58 of its last 62 when scoring 60 or more.
- » The Bearcats are 45-4 under Cronin when holding the opponent to 50 or fewer points.
- » George Washington is currently averaging 75.8 points but managed 56 in UC's 61-56 win in the championship game of the Barclays Center Classic (Nov. 28).
- » The Bearcats held VCU's leading scorer, Melvin Johnson, to two points on 0-of-11 shooting from the field. He entered the contest averaging 19.6 points.
- » UC's 19 steals against Arkansas-Pine Bluff tied for fourth most in school history. UC held The American's leading scorer, Houston's Rob Gray, Jr. (18.6 points per game), to six points in a 70-59 win over the Cougars (1/13).
- » Seven players have at least 19 steals on the season.
- » The Bearcats are one of only six teams to rank among the nation's top-25 leaders in scoring defense each of the past three seasons.
- » UC has allowed its opponents a season scoring average of fewer than 60 points in four of the past five years.

DEFENSE WITHOUT FOULING

- » Cincinnati ranks 14th in the nation (through Feb. 10) for fewest fouls per game at 16.0. The Bearcats finished last season ranked 12th in the nation with 14.9 whistles called against them per contest.
- » The Bearcats committed a season-low 12 fouls against both UConn (1/28) and then-No. 11 Iowa State (12/22).
- » Then-No. 12 Xavier entered the Dec. 12 matchup with Cincinnati averaging 30.2 free throw attempts per game but attempted a season-low 12 against the Bearcats, who were called for 14 fouls during the contest.
- » Entering Thursday, Cincinnati was one of five teams in the nation ranked among the top 25 in both scoring defense and fewest fouls per game.

(NCAA STATISTICS THROUGH WEDNESDAY)

Team	Scoring Defense (Rank)/Fouls Per Game (Rank)
Stony Brook	62.2 (13th)/15.5 (4th)
Cincinnati	61.6 (10th)/16.0 (14th)
St. Mary's (Calif.)	59.3 (2nd)/16.0 (15th)
Maryland	64.0 (23rd)/16.5 (20th)

BEARCATS ON THE RUN

- » Cincinnati has strung together several impressive runs in nearly every game this season:

NOTABLE BEARCAT RUNS

OPPONENT	RUN	HALF
Western Carolina (11/13)	11-1	First
	11-2	Second
Robert Morris (11/15)	31-4	First
	30-4	Second
at Bowling Green (11/18)	26-4	Second
Arkansas-Pine Bluff (11/22)	21-2	First
SE Louisiana (11/24)	10-2	First
vs. Nebraska (11/28)	10-2	Second
vs. George Washington (11/29)	11-3	First
Butler (12/2)	10-2	First
Morgan State (12/6)	22-4	First
at Xavier (12/12)	10-0	Second
Norfolk State (12/15)	15-0	First
	14-0	Second
at VCU (12/19)	9-2	Second
Iowa State (12/22)	11-1	Second
Tulsa (1/2)	18-2	First
at USF (1/10)	19-6	Second
Houston (1/13)	12-0	First
Houston (1/13)	11-3	Second
Memphis (1/21)	10-0	First
Tulane (1/24)	16-0	First
Tulane (1/24)	23-6	Second
at UConn (1/28)	9-0	Second
USF (2/4)	15-0	Second
USF (2/4)	11-2	Second
at Memphis (2/6)	11-2	Second
at Memphis (2/6)	16-6	Second
at UCF (2/9)	16-5	Second
at UCF (2/9)	18-3	Second

TIP INS

- » UC is averaging 7.7 three-pointers per game, second in The American and the second most in school history behind the 1993-94 squad, who averaged 7.9 threes. The Bearcats' .356 three-point shooting percentage this season ranks as the highest of the Cronin era and best since the 2003-04 Bearcats shot 38.7 percent from beyond the arc.
- » Troy Caupain's 10 assists against USF (2/4) were the most by a Bearcat since Cashmere Wright's 10 assists against Marshall (11/25/11).
- » Cincinnati's 31-point win (88-57) over USF (2/4) tied for the Bearcats' largest margin of victory in an American Athletic Conference game. The Bearcats defeated Temple 84-53 at Fifth Third Arena on Jan. 17, 2015.
- » The Bearcats tied a season low with only seven turnovers against USF (2/4). UC also had seven turnovers against Houston (1/13).
- » UC finished the month of January with a 6-2 record with both losses coming by a two-point margin: 59-57 at SMU (1/7) and 67-65 in double overtime at Temple (1/16).
- » The Bearcats turned up the pressure in January as well, forcing opponents into 125 turnovers (only 66 in December) while grabbing 74 steals (only 36 in December).
- » The Bearcats 97 points scored against Tulane (1/24) matched their most in an American Athletic Conference game. UC also tallied 97 points in a win over Memphis on Senior Day at Fifth Third Arena on March 6, 2014.

- » Cincinnati got off to a hot start against Tulane (1/24), making its first 11 field-goal attempts while jumping out to a 27-5 lead six minutes into the contest.
- » Troy Caupain's career-best 25-point performance against Memphis (1/21) marked the most points scored by a Bearcat since Sean Kilpatrick matched a career high with 34 points against the Tigers on Senior Day at Cincinnati, March 6, 2014.
- » The Bearcats have been out-rebounded by their opponents only three times this season (Houston 40-38 on 1/13 and Memphis twice: 35-29 on 1/21 and 49-38 on 2/6). Cincinnati is 2-1 in those games.
- » In five of its seven losses this season - Butler, Iowa State, Temple (twice) and at SMU - Cincinnati has held the lead at some point within the last five minutes of the game or in overtime. UC led Butler 73-72 with 1:11 to go before falling 78-76. The Bearcats led Iowa State 79-78 with 33 seconds left before dropping an 81-79 decision. UC also led Temple 63-62 with 5:05 to go in Cincinnati (12/29) before falling 77-70. UC led at No. 15 SMU 55-48 with 4:10 left before suffering a 59-57 setback. The Bearcats fought back from a five-point deficit with 3:31 to go in regulation at Temple (1/16). They had a one-point lead in the first overtime (60-59 with 46 seconds left) and a three-point lead in the second overtime (65-62 with 1:58 left) before falling to the Owls 67-65 [2OT]. The Bearcats rallied from a 15-point halftime deficit at Memphis (2/6), trimming the deficit to 56-55 with 1:52 left before falling 63-59.
- » The Bearcats were ranked for six consecutive weeks from Nov. 23 through Dec. 28, climbing as high as No. 17 in both polls on Nov. 30. It marked the highest ranking in the AP poll since the of the 2013-14 campaign (ranked No. 13).
- » Cincinnati has been ranked in the AP poll at some point in five of the last six seasons, climbing as high as No. 7 during the 2013-14 campaign. The Bearcats were ranked for 13 weeks in both the AP and USA polls during the 2012-13 season - a Mick Cronin coaching-era high.
- » The Bearcats have handed out 20 or more assists six times this season: 32 vs. Robert Morris [11/15], 25 vs. Morgan State [12/6], 20 vs. Norfolk State [12/15], 20 vs. Tulsa [1/2], 21 vs. Tulane [1/24] and 21 vs. USF (2/4). Last season, UC posted 20 or more assists only once (vs. UCF, 2/25/15).
- » Octavius Ellis was named the MVP of the Barclays Center Classic (Nov. 28) while Troy Caupain was selected to the all-tournament team. Ellis averaged 10.5 points and 8.0 rebounds in Brooklyn. Caupain averaged 16.5 points and hit six threes in two games in Brooklyn.

FIFTH THIRD ADVANTAGE

- » Cincinnati is 44-7 at Fifth Third Arena since the start of the 2013-14 season. The Bearcats were 15-3 at home last season and 18-1 in 2013-14.
- » The Bearcats are 21-3 at Fifth Third Arena in American Athletic Conference games.
- » UC is 365-79 (.822) all time in Fifth Third Arena, home of the Bearcats since the 1989-90 campaign. UC is 129-45 (.741) at the facility during the Mick Cronin coaching era.
- » The Bearcats finished the 2013-14 home slate 18-1 at home, tying for the second-most single-season wins in the arena since UC was 18-2 in 1993-94. The arena record was set in 1997-98 (19-1).
- » UC won its first 17 home games in 2013-14 - the best start in Fifth Third Arena history - before dropping a 58-57 decision to then-No. 11 Louisville on Feb. 22, 2014.

CUMBERLAND AND BROOKS

SIGN WITH CINCINNATI

- » Guard Jarron Cumberland and center Nysier Brooks (nah-SEER) signed national letters of intent to attend the University of Cincinnati and play basketball for the Bearcats beginning with the 2016-17 season.
- » Cumberland, a 6-foot-5, 215-pound guard from Wilmington, Ohio, averaged 24.5 points, 7.5 rebounds and 3.3 assists as a junior at Wilmington High School last season. He helped lead the Hurricane to a 24-2 record while earning First Team Associated Press Division I All-Ohio accolades a year ago.
- » Cumberland has been evaluated as a four-star prospect and ranks among the top 100 players in the nation according to Rivals, ESPN, Scout and 247 Sports. He averaged 17.8 points, 5.4 rebounds, 2.0 assists and 1.8 steals during AAU action with King James (Ohio) this summer, later earning Third Team All-Peach Jam honors during Nike EYBL action.
- » "Jarron is a great young man from a wonderful family and is one of the best guards in the country," Cronin said. "He has size and skill, but what I love most about him is his toughness. He is a real competitor. We are very excited to sign the best player in Ohio, in my opinion. Jarron already bleeds Red and Black and our fans will love him."
- » Brooks, a 6-foot-10, 235-pound center from Philadelphia, Pennsylvania, posted double-double numbers at Life Center Academy (Burlington, New Jersey) last season, averaging 14 points and 12 rebounds to go along with four blocks. A three-star prospect according to all recruiting sites, Brooks is attending Advanced Prep International (API) in Dallas, Texas, during the 2015-16 academic year.
- » "Nysier is a special young man," Cronin said. "He has a maturity level that I've rarely seen in a high school player. He plays to win first and is all about what's best for the team. He has great size and toughness and is a very important recruit for us considering that Coreontae (DeBerry) and Octavius (Ellis) graduate this year. Nysier is the perfect fit for our program and we are very excited he will be a Bearcat."

BEARCAT POINTS OF PRIDE

- » Cincinnati is one of 11 teams to make the NCAA tournament each of the past five seasons along with Duke, Gonzaga, Kansas, Louisville, Michigan State, North Carolina, Ohio State, San Diego State, VCU and Wisconsin.
- » The Bearcats are one of only six teams to rank among the nation's top-25 leaders in scoring defense each of the past three seasons.
- » The Bearcats are seeking the program's 30th NCAA tournament appearance this season. Only 18 teams in the nation enter the year with at least 30 trips to the Big Dance.
- » Cincinnati entered the season ranked 20th in the nation for most victories in program history with 1,705.
- » UC has won at least 22 games in each of the last five seasons, including a high mark of 27 victories during the 2013-14 season.
- » Cincinnati returns at least 88 percent of its scoring, field goals, rebounds, steals and blocks from last season.
- » Mick Cronin ranks as the winningest coach in the nation among active coaches his age (44) or younger and is listed among the top-10 most successful coaches under the age of 50.

CINCINNATI TRADITION - BY THE NUMBERS

- » **2** National Titles (1961, 1962)
- » **6** Final Fours (1959-63, 1992)
- » **8** Elite Eights (Last: 1996)
- » **10** Sweet Sixteens (Last: 2012)
- » **29** NCAA Tournament Appearances
- » **19** NCAA Tournament Appearances since 1992
- » **10** NIT Appearances
- » **28** Conference Regular-Season Titles (Last: 2014)
- » **10** Conference Tournament Titles (Last: 2004 [C-USA])
- » **1,722** all-time wins (20th most in nation)
- » **30** All-Americans (Last: Sean Kilpatrick [2014])
- » **75** All-Conference Selections (Last: Octavius Ellis [2015])
- » **56** NBA Draft Picks (Last: Lance Stephenson [2010])
- » **49** members of 1,000-point club (T-9th most in nation)
- » **394** weeks ranked in AP Top 25 (12th most in nation)
- » **203** weeks ranked in AP Top 10
- » **45** weeks ranked No. 1
- » **2** Members of National Basketball Hall of Fame
Jack Twyman & Oscar Robertson
- » **2** Olympic Gold Medalists
Robertson (1960) & George Wilson (1964)

SINCE THE START OF 2010-11

- » Following are some of the Bearcats' accomplishments since the start of 2010-11:
- » Compiled a 141-56 overall mark.
- » Registered five 20-win seasons and three years with at least 26 victories.
- » Participated in the NCAA Tournament each season and advanced to the NCAA Sweet 16 in 2012.
- » Won a share of the 2013-14 American Athletic Conference regular-season championship (with Louisville).
- » Appeared in the 2012 BIG EAST Championship title game.

-SEASON NOTES-

BEARCATS PICKED TO FINISH THIRD IN THE AMERICAN

- » American Athletic Conference coaches picked Cincinnati to finish third in the league at preseason conference media day on Oct. 27.
- » Cincinnati received one first-place vote and 84 points overall to finish third behind defending league champion SMU (98 points) and UConn (87). The Mustangs were awarded eight first-place votes while the Huskies received two first-place votes.
- » Tulsa garnered 76 points for fourth place. Memphis was fifth with 59 points and Temple took sixth with 54 points. Houston (48), East Carolina (31), UCF (30), USF (20) and Tulane (11) rounded out the predicted order of finish.

ELLIS, CAUPAIN RECEIVE PRESEASON ACCOLADES FROM LEAGUE COACHES

- » Octavius Ellis earned first team all-conference honors while Troy Caupain received second team all-league accolades from American coaches at the league's media day on Oct. 27.
- » Ellis is the first Bearcat tabbed preseason all-conference first team since Sean Kilpatrick earned the distinction from coaches in The American prior to the start of the 2013-14 campaign.

- » Ellis led the Bearcats in scoring (9.9 points) and blocks (2.0) while ranking second in rebounding (7.2) during the 2014-15 season. He ranked as the only player in The American to be listed among the top four leaders in field goal percentage (third at .557), blocks (third at 2.0) and rebounding (fourth at 7.2).
- » Caupain averaged 9.6 points and a team-high 3.6 assists while shooting a league best 46.5 percent from three-point range during conference play a year ago.

NEWS FROM THE WEIGHT ROOM

- » The 2015-16 Bearcats have made great strides in the weight room according to director of strength and conditioning Mike Rehfeldt.
- » **OCTAVIUS ELLIS** - Gained 15 pounds since last season while improving his max vertical reach to 12.2". Owns a 7'2.5" wing span.
- » **COREONTAE DEBERRY** - Lost 25 pounds and three percent body fat since the end of last season. Owns a 7'4" wingspan and possess large hands, measuring 12" from pinkie to thumb.
- » **SHAQ THOMAS** - Gained 10 pounds since last season and 36 pounds since enrolling. Owns a 43" max vertical and 36" no-step vertical.
- » **TROY CAUPAIN** - Gained 10 pounds since last season and owns the highest bench press on the team.
- » **KEVIN JOHNSON** - Gained 10 pounds since last season and 20 pounds since enrolling. Owns a 45.5" max vertical.
- » **GARY CLARK** - Gained 18 pounds since his freshman year. Owns a 41" max vertical and 37" no-step vertical.
- » **TRE SCOTT** - Gained 23 pounds since July. Owns a 43" max vertical and 37.5" no-step vertical.
- » **JUSTIN JENIFER** - Lost 15 pounds this summer while improving his agility by a second and sprint by 0.3 seconds.

WHAT A DIFFERENCE A YEAR MAKES

- » After beginning the 2014-15 campaign with no returning starters, Cincinnati tips off the 2015-16 season with five returning starters, its top six scorers and nine lettermen.
- » Not to mention head coach Mick Cronin is back after missing all but the first nine games of the 2014-15 campaign due to a vascular condition known as arterial dissection.
- » Cincinnati returns at least 88 percent of its scoring, field goals, rebounds, steals and blocks from last season.

BREAKING DOWN THE BEARCATS RETURNING NUMBERS

CATEGORY	RETURN	LOST	PCT. RETURN
Scoring	1,860	253	88.0%
Field Goals	674	87	88.6%
Three-Pointers	137	30	82.0%
Rebounding	950	127	88.2%
Blocks	180	5	97.3%
Steals	194	28	87.4%
Minutes	5,898	1,002	85.5%

-GOBEARCATS.COM-



THE CRONIN FILE

- » **Hometown:** Cincinnati, Ohio
- » **Alma Mater:** Cincinnati '97
- » **Family:** daughter, Samantha

COACHING EXPERIENCE

- » **1998-2001:**
Assistant Coach, Cincinnati
- » **2002-2003:**
Associate Head Coach, Louisville
- » **2004-2006:**
Head Coach, Murray State
- » **2007-Present:**
Head Coach, Cincinnati

AWARDS

- » 2014 American Athletic Conference Coach of the Year
- » 2014 NABC District 25 Coach of the Year
- » 2014 Finalist for USBWA Henry Iba Award
- » 2006 Ohio Valley Conference Coach of the Year

NOTES & ACCOMPLISHMENTS

- » Cronin ranks as the nation's winningest college basketball coach age 44 or younger entering the 2015-16 campaign.
- » Cincinnati has compiled 142 wins since the start of 2010-11 season with five 20-win seasons, including three years with at least 26 victories.
- » The Bearcats are one of only 11 programs in the nation to appear in each of the last five NCAA Tournaments.
- » Cincinnati has ranked among the nation's top 25 defenses each of the last three seasons in scoring defense, field-goal percentage defense and blocks per game.
- » The Bearcats claimed the 2014 American Athletic Conference regular-season crown.
- » Murray State won the 2004 Ohio Valley Tournament crown and the 2006 OVC regular-season and tournament title.
- » Cronin has directed seven teams to the NCAA Tournament as a head coach and advanced 14 teams to the Big Dance as a head coach or assistant.

CINCINNATI HEAD COACH MICK CRONIN

Adversity tends to bring out one's true colors – even with a college basketball program. And when Mick Cronin was forced to sit out most of the 2014-15 campaign for precautionary reasons due to a vascular condition known as arterial dissection, fans quickly learned the wherewithal of Cincinnati basketball.

A young team without any returning starters from the previous season overcame the loss of its head coach, won 23 games and managed to reach the NCAA tournament for a fifth consecutive year. But more importantly, the group's determination, toughness and togetherness illustrated the winning culture that has grown under Cronin's leadership.

Ever since Cronin was named head coach in March 2006, the Cincinnati native and UC alumnus has displayed a steadfast determination to return the Bearcats to national prominence. Facing a rebuilding job that started with a roster featuring only one returning letterman, Cronin's commitment never wavered. Even while competing within arguably the sport's toughest league ever organized – the old BIG EAST Conference.

Despite the surroundings, Cincinnati began the retooling process, becoming the only program from a major conference to improve its win total every season from 2007 to 2011, building from 11 wins in 2007 to 26 victories and a return to the NCAA tournament in 2011.

Now a fixture at the Big Dance, Cincinnati can include itself on an elite list of 11 programs appearing in each of the last five NCAA tournaments, along with Duke, Gonzaga, Kansas, Louisville, Michigan State, North Carolina, Ohio State, San Diego State, VCU and Wisconsin.

FIVE CONSECUTIVE TRIPS TO THE NCAA TOURNAMENT

2014-15: A young, inexperienced group of newcomers and role players overcame the loss of its head coach due to health reasons and banded together to register a 23-11 mark and advance to the program's first third-round NCAA tournament appearance since 2012. UC finished third in the conference but swept league-winner SMU and registered a victory at second-place Tulsa (in the only meeting between the schools) to secure the school's fifth consecutive NCAA tournament invite. The Bearcats outlasted Purdue 66-65 in overtime in the second round of the NCAA tournament before falling to previously unbeaten Kentucky, 64-51.

2013-14: Cincinnati won a share of the inaugural American Athletic Conference regular-season crown, the program's first conference title since 2003-04, behind the efforts of AP All-American Sean Kilpatrick and league defensive player of the year Justin Jackson. Kilpatrick led The American with 20.6 points per game and Cronin was named The American's Coach of the Year in leading UC to a 27-7 record – its most wins since 2001-02. The Bearcats strung together 15 consecutive wins, including their first 11 league games. UC was listed among the top 15 teams in the AP poll during each of the last eight weeks of the regular season, climbing as high as seventh.

2012-13: Senior Cashmere Wright fought through nagging injuries and, along with fellow senior JaQuon Parker and junior Sean Kilpatrick, helped lead the Bearcats to a 22-12 overall record and third consecutive NCAA tournament appearance. Wright finished his career as UC's all-time steals leader (198) and Cronin claimed his 200th career coaching win. The Bearcats ranked sixth nationally with 6.1 blocks per game.

2011-12: Cincinnati advanced to the NCAA Sweet 16, registered 26 wins for the second consecutive season and defeated a school record eight nationally ranked teams, including No. 2 Syracuse in the semifinals of the BIG EAST Championship. The Bearcats posted a school-record 12 wins in the BIG EAST en route to tying for fourth place in the league standings and finishing as runners up in the league tournament. Yancy Gates capped off his career as one of only six players in program history to compile more than 1,400 points and 900 rebounds. The Bearcats outlasted Texas and Florida State before falling to Ohio State in the NCAA tournament.

2010-11: Cincinnati won its first 15 games of the season and closed strong with five victories in its last six regular-season contests to secure its first NCAA tournament appearance since 2005. Yancy Gates led the Bearcats with 11.9 points and 6.9 rebounds and Sean Kilpatrick was named to the BIG EAST All-Rookie team. UC defeated Missouri 78-63 before falling to eventual national champion UConn 69-58 in the third round of the NCAA tournament. The Bearcats finished 26-9 overall.

Cronin has guided Cincinnati to 142 wins since the start of the 2010-11 season, highlighting one of the most successful periods in program history with five 20-win seasons, including three years with at least 26 victories.

Tenacious defense and continuous all-out effort reflect the Bearcats' standard. Cincinnati is one of only six programs in the nation to rank among the top 25 in scoring defense in each of the last three seasons, joining Florida, Louisville, N.C. Central, Wofford and Wyoming. The Bearcats allowed only 55.8 points a game in 2014-15, the third fewest in school history (since 1960).

You can also find Cincinnati's name listed among the top 25 teams in field-goal percentage defense and blocks per game in each of the last three seasons. The 2012-13 Bearcats squad set Cronin-era high marks, ranking 14th in shooting defense (.387) and sixth in blocks (6.1).

In 10 seasons at Cincinnati, Cronin has compiled a 203-125 mark and owns a 272-149 record in his 13th year overall as a college head coach.

PRIOR TO CINCINNATI

Success seems to follow Cronin, who came to Cincinnati after serving three years as head coach at Murray State (2004-06). As mentor of the Racers, Cronin compiled a 69-24 overall record while earning a pair of NCAA tournament berths.

In his debut season as head coach, Cronin directed Murray State to a school-best 28-6 record, the Ohio Valley Conference Tournament championship and an NCAA tournament appearance. His 28 wins were the sixth most in NCAA history for a first-year head coach at the time. He earned OVC Coach of the Year honors two seasons later, guiding Murray State to another OVC regular-season title, league tournament crown and NCAA tournament appearance with a 24-6 mark in 2005-06.

Prior to Murray State, Cronin built a sterling reputation for his ability to evaluate and recruit top talent. In his stint at UC as an assistant coach for Bob Huggins from 1997-2001, Cronin recruited several top players, including NBA Draft selections Steve Logan (Golden State); DerMarr Johnson (Atlanta); Pete Miceal (Dallas); Kenny Satterfield (Dallas); and Jason Maxiell (Detroit).

Following the 2000-01 season, Cronin became the associate head coach and recruiting coordinator at Louisville, under Rick Pitino. In his first year, Cronin helped attract a top-10 ranked recruiting class.

COMMUNITY INVOLVEMENT

Cronin's passion for success on the court also carries over to the local community where he is committed to making a difference. He currently serves as a board member on the American Cancer Society's Coaches vs. Cancer of Southwest Ohio chapter.

He also assists with a major fundraising event - Soul of the City Soiree - for Our Daily Bread that has generated more than \$100,000 each of the past four years to assist the soup kitchen and community center in Cincinnati.

Cronin also annually speaks with the Young Executive Group of the Catholic Inner-City Schools Education (CISE) Fund. The group raises money from area corporations to help give children from low income urban settings the opportunity to attend Catholic schools.

During the 2013-14 season, Cronin also wrote a column in the Cincinnati Enquirer highlighting the dangers of texting while driving as part of the AT&T sponsored "It Can Wait" campaign. He spotlighted the campaign again during an on-campus awareness event in October 2014.

PATH TO COACHING

Cronin has long held great pride in the Queen City, the University of Cincinnati and the sport of basketball. As a child growing up on the west side of town, he used to follow his father Harold "Hep" Cronin -- a highly successful local high school coach with more than 400 career wins -- around the gyms of Cincinnati. A product of LaSalle High School, Cronin had his playing career end sooner than expected due to a knee injury in high school.

That didn't stop his desire to find his place in basketball. While completing his undergraduate degree at UC, Cronin served as assistant varsity coach and head junior varsity coach at Woodward High School. He helped develop six players who went on to play Division I college basketball, including former Bearcat Damon Flint, who ranks among the top 25 scorers in program history.

Cronin made the jump from high school to college coaching during the 1996-97 season joining Huggins as video coordinator at UC. A year later, Cronin was elevated to an assistant coach for the Bearcats, setting the stage for his long tenure in college basketball.

Cronin resides in Cincinnati with his nine-year old daughter, Samantha.



CRONIN'S YEARLY COACHING RECORD

SEASON	SCHOOL (CONF.)	POSITION	RECORD/CONF.	POSTSEASON (RECORD)
1996-97	Cincinnati (C-USA)	Video Coordinator		
1997-98	Cincinnati (C-USA)	Asst. Coach	27-6/14-2	NCAA West Regional (1-1)
1998-99	Cincinnati (C-USA)	Asst. Coach	27-6/12-4	NCAA East Regional (1-1)
1999-00	Cincinnati (C-USA)	Asst. Coach	29-4/16-0	NCAA South Regional (1-1)
2000-01	Cincinnati (C-USA)	Asst. Coach	25-10/11-5	NCAA West Regional Semis (2-1)
2001-02	Louisville (C-USA)	Assoc. Head Coach	19-13/8-8	NIT (1-1)
2002-03	Louisville (C-USA)	Assoc. Head Coach	25-7/11-5	NCAA East Reg. (1-1)
2003-04	Murray State (OVC)	Head Coach	28-6/14-2	NCAA Atlanta Reg. (0-1)
2004-05	Murray State (OVC)	Head Coach	17-11/11-5	---
2005-06	Murray State (OVC)	Head Coach	24-7/17-3	NCAA Washington Reg. (0-1)
MURRAY STATE TOTALS		3 years	69-24/42-10	.742/.808
2006-07	Cincinnati (BIG EAST)	Head Coach	11-19/2-14	---
2007-08	Cincinnati (BIG EAST)	Head Coach	13-19/8-10	Col. Basketball Invit. (0-1)
2008-09	Cincinnati (BIG EAST)	Head Coach	18-14/8-10	---
2009-10	Cincinnati (BIG EAST)	Head Coach	19-16/7-11	NIT (1-1)
2010-11	Cincinnati (BIG EAST)	Head Coach	26-9/11-7	NCAA Third Round (1-1)
2011-12	Cincinnati (BIG EAST)	Head Coach	26-11/12-6	NCAA East Regional Semis (2-1)
2012-13	Cincinnati (BIG EAST)	Head Coach	22-11/9-9	NCAA Second Round (0-1)
2013-14	Cincinnati (American)	Head Coach	27-7/15-3	NCAA Second Round (0-1)
2014-15	Cincinnati (American)	Head Coach	23-11/13-5	NCAA Third Round (1-1)
2015-16	Cincinnati (American)	Head Coach	18-7/8-4	
CINCINNATI TOTALS		10th year	203-125/93-79	.619/.541
HEAD COACHING TOTALS		13th year	272-149/136-89	.646/.604

CRONIN'S RECORD AGAINST ALL OPPONENTS

SCHOOL	W-L	SCHOOL	W-L	SCHOOL	W-L
Alabama	1-0	Lipscomb	1-0	Southern Miss	1-0
Alabama State	1-0	Louisville	5-7	South Carolina Upstate	1-0
Appalachian State	1-0	Marquette	3-4	South Dakota	1-0
Arkansas-Little Rock	1-0	Marshall	1-1	St. Francis (Pa.)	2-0
Arkansas-Pine Bluff	3-0	Maryland	1-0	St. John's	5-6
Arkansas Tech	1-0	Maryland Eastern Shore	1-0	St. Mary's (Calif.)	0-1
Austin Peay	4-1	Memphis	4-5	Stony Brook	1-0
Belmont	0-1	Miami (Ohio)	5-0	Syracuse	2-6
Bowling Green	1-1	Middle Tennessee	2-0	Texas	1-0
Bradley	0-1	Mississippi State	1-0	TCU	1-0
Butler	0-1	Mississippi Valley State	1-0	Temple	4-3
Cal-State Bakersfield	1-0	Missouri	1-1	Tennessee	0-1
Cal-Davis	1-0	Morehead State	8-0	Tennessee State	5-1
Campbell	2-0	Morgan State	1-0	Tennessee Tech	3-2
Campbellsville	1-0	Mount St. Mary's	1-0	Tennessee-Martin	9-0
Central Michigan	1-0	Nebraska	2-1	Texas A&M-CC	1-1
Charleston Southern	1-0	New Mexico	0-2	Texas-San Antonio	2-0
Chicago State	3-0	Norfolk State	1-0	Texas Southern	2-0
Cincinnati	0-1	North Carolina	0-1	Toledo	2-0
Coastal Carolina	2-0	North Carolina A&T	1-0	Tulane	2-1
Creighton	0-1	North Carolina Central	2-0	Tulsa	2-0
Dayton	1-1	NC State	3-1	UAB	1-4
Delaware State	2-0	Northwestern State	1-0	UCF	5-0
DePaul	6-3	Notre Dame	3-7	UConn	7-11
East Carolina	1-1	Oakland	1-0	UMass Lowell	1-0
Eastern Illinois	6-1	Ohio	0-1	UNLV	1-0
Eastern Kentucky	6-1	Ohio State	0-2	USC Upstate	2-0
Fairfield	1-0	Oklahoma	2-0	USF	10-4
Florida A&M	1-0	Ole Miss	0-1	Utah Valley	1-0
Florida State	1-1	Oregon	1-0	Vanderbilt	1-0
Georgetown	6-6	Pittsburgh	4-8	Villanova	4-4
Georgetown College	1-0	Prairie View A&M	1-0	VCU	1-1
George Washington	1-0	Presbyterian	0-1	Wagner	2-0
Georgia	1-0	Providence	4-5	Weber State	1-0
Georgia Southern	1-0	Purdue	1-0	West Florida	1-0
Gonzaga	0-1	Radford	1-0	West Virginia	3-5
Harvard	0-1	Rice	2-0	Western Carolina	2-0
High Point	1-0	Robert Morris	1-0	Western Illinois	1-0
Houston	5-0	Rutgers	8-4	Western Kentucky	1-1
Howard	1-0	Samford	2-3	Winthrop	1-0
Illinois	0-1	San Diego State	1-0	Wofford	0-1
Illinois-Chicago	1-0	Savannah State	1-0	Wright State	3-0
Illinois State	0-1	Seton Hall	4-3	Xavier	3-7
Iowa State	1-1	SIU-Edwardsville	2-0	2015-16 opponents in boldface	
IPFW	1-0	SMU	3-2		
Jacksonville State	6-0	SE Missouri State	5-2		
Kennesaw State	1-0	Southern Illinois	1-2		
Kentucky	0-1	SE Louisiana	1-0		

CINCINNATI'S DEFENSIVE NUMBERS UNDER CRONIN

CINCINNATI'S DEFENSIVE STATISTICS DURING THE MICK CRONIN ERA (10TH SEASON; 2007-PRESENT)

YEAR	UC RECORD	OPP FGM-FGA	OPP FG%	OPP 3FGM-3FGA	OPP 3FG%	OPP PPG	GAMES ALLOWED <70 PTS	GAMES ALLOWED <60 PTS	GAMES ALLOWED <50 PTS	GAMES ALLOWED <40% FG	GAMES ALLOWED <35% FG	FORCED TURNOVERS	UC BLOCKS	UC STEALS
2006-07	11-19	685-1539	.445	231-612	.377	67.7	14	8	2	8	4	451	58	230
2007-08	13-19	717-1669	.430	209-621	.337	67.8	18	7	2	8	3	380	73	169
2008-09	18-14	752-1802	.417	186-581	.320	66.3	19	10	3	13	7	406	103	183
2009-10	19-16	807-1954	.413	230-676	.340	66.5	23	12	1	13	5	423	107	199
2010-11	26-9	735-1790	.411	171-529	.323	(9th) 59.6	30	18	7	17	7	492	129	258
2011-12	26-11	849-2063	.412	207-641	.323	(40th) 61.5	29	15	4	16	7	518	(44th) 170	(43rd) 298
2012-13	22-12	716-1851	(14th) .387	171-562	(34th) .304	(22nd) 59.0	30	18	3	16	9	452	(7th) 208	240
2013-14	27-7	690-1745	(19th) .395	182-568	.320	(4th) 58.4	31	19	6	19	8	485	(20th) 188	(24th) 268
2014-15	23-11	700-1804	(15th) .388	192-601	.319	(6th) 55.8	33	22	7	21	11	409	(11th) 185	222
2015-16	18-7	553-1425	.388	178-505	.352	61.6	19	13	2	16	7	367	143	214

National ranking in parentheses; Cronin-era bests in **boldface**

THE POLLS

ASSOCIATED PRESS POLL
(Feb. 8)

Rk.	Team (First Place Votes)
1	Villanova (32)
2	Maryland (13)
3	Oklahoma (7)
4	Iowa (11)
5	Xavier
6	Kansas (1)
7	Virginia (1)
8	Michigan State
9	North Carolina
10	West Virginia
11	Oregon
12	Miami (Fla.)
13	Louisville
14	Iowa State
15	Texas A&M
16	SMU
17	Arizona
18	Purdue
19	Dayton
20	Providence
21	Baylor
22	Kentucky
23	USC
24	Texas
25	Wichita State

OTHERS RECEIVING VOTES:

South Carolina 128, Indiana 91, Notre Dame 75, San Diego State 22, Duke 14, Seton Hall 14, Gonzaga 10, LSU 10, VCU 10, Valparaiso 9, Stony Brook 8, Saint Mary's 6, Saint Joseph's 5, UNC Wilmington 4, Hawaii 3, Utah 3, Chattanooga 2, Connecticut 2, George Washington 2, Michigan 1, Monmouth 1.

USA TODAY COACHES POLL
(Feb. 8)

Rk.	Team (First Place Votes)
1	Villanova (11)
2	Maryland (11)
3	Oklahoma (3)
4	Xavier
5	Iowa (3)
6	Kansas (2)
7	Virginia
8	North Carolina (1)
9	Michigan State (1)
10	West Virginia
11	Miami (Fla.)
12	Oregon
13	Texas A&M
14	Arizona
15	Iowa State
16	Purdue
17	Dayton
17	Providence
19	Baylor
20	South Carolina
21	Kentucky
22	Indiana
23	USC
24	Wichita State
25	Texas

OTHERS RECEIVING VOTES:

Notre Dame 63, Gonzaga 53, Duke 40, Saint Mary's 28, Pittsburgh 25, Seton Hall 21, Valparaiso 14, Louisville 12, Monmouth 12, Utah 12, VCU 8, LSU 5, Saint Joseph's 2, Stony Brook 1, California 1, Clemson 1, Arkansas-Little Rock 1.

CINCINNATI'S WEEKLY RANKINGS

Associated Press	Week	USA Today
RV	Preseason	RV
RV	Nov. 16	RV
24	Nov. 23	24
17	Nov. 30	17
23	Dec. 7	22
23	Dec. 14	20
22	Dec. 21	21
22	Dec. 28	23
RV	Jan. 4	RV
--	Jan. 11	RV
--	Jan. 18	--
--	Jan. 25	--
--	Feb. 1	--
--	Feb. 8	--

2015-16 AMERICAN ATHLETIC CONFERENCE

2015-16 AMERICAN
CONFERENCE STANDINGS (Thru Feb. 10)

Team	AAC	Pct.	Overall	Pct.
SMU	9-3	.750	20-3	.870
Temple	8-3	.727	14-8	.636
UConn	7-3	.700	17-6	.739
Cincinnati	8-4	.667	18-7	.720
Tulsa	8-4	.667	16-8	.667
Houston	7-5	.583	17-7	.708
Memphis	5-6	.455	14-10	.583
UCF	5-6	.455	11-11	.500
East Carolina	2-9	.182	10-14	.417
Tulane	2-10	.167	9-16	.360
USF	2-10	.167	5-20	.200

2015-16 COMPOSITE SCHEDULE

DATE	TIME (ET)	TV
Thursday, Feb. 11		
UConn at Temple *	7 p.m.	ESPN2
Saturday, Feb. 13		
Memphis at Tulane *	2 p.m.	CBSSN
UCF at Houston *	3 p.m.	ESPNEWS
East Carolina at Cincinnati *	4 p.m.	ESPNU
Tulsa at UConn *	8 p.m.	ESPN2
Gonzaga at SMU	10 p.m.	ESPN2
Sunday, Feb. 14		
USF at Temple *	3 p.m.	CBSSN
Tuesday, Feb. 16		
USF at East Carolina *	7 p.m.	ESPN3
Wednesday, Feb. 17		
UCF at Memphis *	7 p.m.	ESPNU
Villanova at Temple	7 p.m.	ESPN2
Houston at Tulane *	9:30 p.m.	ESPNEWS
Thursday, Feb. 18		
SMU at UConn *	7 p.m.	ESPN/ESPN2
Cincinnati at Tulsa *	9 p.m.	CBSSN
Saturday, Feb. 20		
Memphis at USF *	11 a.m.	ESPNU
UConn at Cincinnati *	TBD	ESPN/ESPN2
Sunday, Feb. 21		
Tulsa at UCF *	2 p.m.	CBSSN
East Carolina at SMU *	2 p.m.	ESPNEWS
Temple at Houston *	7 p.m.	ESPNEWS
Tuesday, Feb. 23		
Temple at Tulsa *	7 p.m.	ESPNEWS
Wednesday, Feb. 24		
Houston at UCF *	7 p.m.	ESPNU
East Carolina at Tulane *	8 p.m.	ESPNEWS
Thursday, Feb. 25		
SMU at Memphis *	7 p.m.	ESPN/ESPN2
UConn at USF *	7:30 p.m.	CBSSN
Saturday, Feb. 27		
Cincinnati at East Carolina *	Noon	ESPNU
UCF at Temple *	Noon	ESPNEWS
Sunday, Feb. 28		
Houston at UConn *	1 p.m.	CBSSN
Tulane at SMU *	3 p.m.	CBSSN
Tulsa at Memphis *	4 p.m.	ESPNU

CINCINNATI IN THE AMERICAN
TEAM STATISTICS (Thru Feb. 10)

CATEGORY	[*NATIONAL] LEAGUE RANK (STAT)
Scoring	5th (74.2)
Scoring Defense.....	[10th] 2nd (61.6)
Scoring Margin	[23rd] 3rd (+12.6)
Free Throw Pct.	5th (.707)
Field Goal Pct.	6th (.438)
Field Goal Pct. Defense.....	[17th] 2nd (.388)
3-Pt Field Goal Pct.	2nd (.356)
3-Pt Field Goal Pct. Defense.....	10th (.352)
Rebounding Offense.....	4th (39.0)
Rebounding Defense	2nd (34.0)
Rebounding Margin	2nd (+5.0)
Blocked Shots.....	[12th] 2nd (5.7)
Assists.....	2nd (15.9)
Steals	[14th] 1st (8.6)
Turnover Margin.....	[17th] 2nd (+3.32)
Assist-to-Turnover Ratio	[30th] 2nd (1.4)
Offensive Rebounds.....	[26th] 3rd (13.5)
Defensive Rebounds.....	8th (25.5)
3-Pt Field Goals Made.....	2nd (7.7)

INDIVIDUAL STATISTICS (FINAL)

PLAYER	[*NATIONAL] LEAGUE RANK (STAT)
Scoring	
Troy Caupain	23rd (11.5)
Farad Cobb.....	24th (11.4)
Gary Clark	T-27th (10.7)
Rebounding	
Gary Clark	T-4th (8.7)
Octavius Ellis	11th (6.8)
Field Goal Shooting Percentage	
Gary Clark	4th (.584)
Octavius Ellis	5th (.563)
Assists	
Troy Caupain	3rd (4.7)
Free Throw Percentage	
Troy Caupain	12th (.778)
Steals	
Farad Cobb.....	2nd (1.5)
Troy Caupain	T-7th (1.2)
Three-Point Shooting Percentage	
Farad Cobb.....	4th (.414)
Three-Pointers Made	
Farad Cobb.....	3rd (2.5)
Blocked Shots	
Gary Clark	5th (1.5)
Octavius Ellis	6th (1.3)
Assist-Turnover Ratio	
Troy Caupain	2nd (2.5)
Offensive Rebounds	
Gary Clark	[16th] 2nd (3.7)
Octavius Ellis	9th (2.6)
Defensive Rebounds	
Gary Clark	T-6th (5.0)

*National rankings through Feb. 10, 2015

CINCINNATI'S RECORD WHEN

	06-07	07-08	08-09	09-10	10-11	11-12	12-13	13-14	14-15	15-16	TOTAL
Home games	10-8	10-7	13-5	13-5	15-3	14-4	13-5	18-1	15-3	11-3	130-44
Away games	0-9	3-11	4-7	2-9	7-4	7-5	5-5	7-3	6-5	5-4	46-62
Neutral site games	1-2	0-1	1-2	4-2	4-2	5-2	4-2	2-3	2-3	2-0	25-19
Conference games	2-14	8-10	8-10	7-11	11-7	12-6	9-9	15-3	13-5	8-4	93-79
vs. Top 25 teams	0-4	2-5	1-7	3-6	3-7	8-4	2-8	4-2	2-1	0-3	25-47
Overtime games	2-0	1-1	2-1	0-3	1-0	1-2	2-1	0-0	2-1	0-1	11-10
Lead at halftime	6-1	10-3	11-3	13-4	25-0	18-3	15-3	23-1	17-3	15-3	252-24
Trail at halftime	4-17	3-15	6-11	4-11	0-9	7-8	7-9	1-6	5-8	1-4	38-98
Tied at halftime	1-1	0-1	1-0	2-1	1-0	1-0	0-0	3-0	1-0	2-0	12-3
Lead with 10:00 remaining	10-1	9-1	14-1	13-3	26-0	18-4	19-1	23-1	20-3	18-2	224-17
Trail with 10:00 remaining	1-18	1-18	3-13	6-11	0-9	7-7	3-9	3-6	3-8	0-4	27-103
Tied with 10:00 remaining	0-0	3-0	1-0	0-2	0-0	1-0	0-2	1-0	0-0	0-1	6-5
Lead with 5:00 remaining	9-3	11-1	17-1	18-2	25-0	19-4	19-2	26-0	24-1	15-3	183-17
Trail with 5:00 remaining	0-16	2-17	1-13	0-13	0-9	5-7	2-9	1-7	0-8	1-4	12-103
Tied with 5:00 remaining	2-0	0-1	0-0	1-1	1-0	2-0	1-1	0-0	0-2	1-0	8-5
Lead with 2:00 remaining	10-2	11-1	16-0	18-2	25-1	23-2	19-2	25-1	23-1	15-3	186-15
Trail with 2:00 remaining	0-17	1-17	2-14	1-14	0-8	3-9	1-10	2-6	1-9	2-4	13-108
Tied with 2:00 remaining	1-0	1-1	0-0	0-0	1-0	0-0	2-0	0-0	0-1	0-0	5-2
Shoot better from the field	8-2	8-3	13-1	15-4	22-0	16-2	15-1	21-0	21-3	13-4	152-20
Shoot worse from the field	3-17	5-16	5-13	4-12	4-9	8-9	4-11	6-7	2-8	5-3	46-105
Shoot 50% or better	0-2	0-0	4-1	8-1	7-0	6-0	4-0	3-0	9-1	4-1	45-6
Shoot below 50%	11-17	13-19	14-13	11-15	16-8	20-11	18-12	24-7	14-9	12-6	153-117
Opp. shoots 50% or better	1-9	0-6	0-6	0-2	2-4	1-2	0-1	1-3	0-2	2-3	7-38
Opp. shoots below 50%	10-10	13-13	18-8	19-14	22-5	24-9	22-11	25-4	22-9	15-3	190-86
Opp. shoots below 40%	7-1	6-1	9-3	10-3	17-0	15-1	16-1	17-1	16-5	13-2	126-18
Make 7 or fewer 3-pointers	10-12	8-12	7-11	13-12	21-6	12-9	12-9	22-7	20-11	7-5	131-94
Make 8 or more 3-pointers	1-7	5-7	11-3	6-4	6-4	14-2	10-3	5-0	3-0	11-2	72-32
Shoot more FTs than opp.	7-3	6-3	12-1	11-2	22-2	16-4	16-3	20-2	20-6	11-2	141-28
Out-rebound the opponent	9-5	10-11	13-4	17-8	24-3	10-4	17-8	19-4	18-8	15-4	161-59
Opponent out-rebounds UC	2-14	3-7	2-9	2-8	2-5	13-6	3-4	8-2	3-3	2-1	40-59
Same number of rebounds	0-0	0-1	3-1	0-0	0-1	3-1	2-0	0-1	1-1	1-2	10-8
Commit fewer turnovers	7-11	4-5	9-3	7-6	16-6	22-5	14-4	16-4	13-3	14-2	122-49
Commit the same or more TOs	4-8	9-14	9-11	12-10	9-2	4-3	8-7	11-3	10-8	2-5	78-71
Commit 12 or fewer turnovers	7-9	4-7	5-4	5-5	10-5	17-7	8-8	20-4	13-5	11-3	100-57
Outscore opponents' bench	6-8	8-6	15-9	19-11	24-7	13-3	11-6	17-1	14-7	13-4	140-62
1-3 point games	1-4	5-5	2-0	4-5	2-1	5-4	2-3	4-2	1-4	2-4	38-32
4-5 point games	0-1	2-1	2-1	3-2	0-2	6-0	2-2	4-1	2-1	3-1	24-12
6-10 point games	5-2	2-6	5-6	4-4	7-2	5-3	7-4	2-2	8-1	1-2	46-32
11-19 point games	4-10	3-5	4-4	4-4	8-5	4-2	6-2	9-1	7-4	5-0	54-37
20-plus point games	1-2	1-2	5-3	4-1	9-1	7-1	5-1	8-1	5-1	7-0	52-13
Score 59 or fewer points	0-9	3-7	1-6	0-7	3-8	3-7	1-9	2-7	6-11	2-3	21-72
Score 60-69 points	6-7	8-7	4-6	9-4	9-1	7-4	9-3	11-0	9-0	5-1	76-33
Score 70 or more points	5-3	2-5	13-2	10-5	14-0	16-2	12-0	14-0	8-0	11-3	105-20
Hold opp. to 50 or fewer points	3-0	3-0	4-0	1-0	7-0	3-2	4-0	7-0	9-2	4-0	45-4
Hold opp. to 51-60 points	3-4	5-1	6-2	9-2	12-1	12-3	12-4	11-3	10-3	8-1	89-24
Hold opp. to 61-70 points	3-2	5-5	5-3	7-4	5-5	10-1	4-7	7-3	4-5	3-3	53-39
Opp. scores 70-plus points	2-13	0-13	3-9	2-10	2-3	1-5	2-1	2-1	0-1	2-3	16-59
November	5-1	4-2	5-1	4-1	5-0	4-2	6-0	6-0	5-1	7-0	51-8
December	4-3	1-5	5-2	5-2	9-0	6-1	7-1	5-2	4-2	3-4	49-22
January	1-7	5-4	4-4	5-4	4-4	5-4	4-3	9-0	6-2	6-2	49-34
February	1-7	3-3	4-3	2-5	4-3	6-2	2-5	4-2	5-4	2-1	33-35
March	0-1	0-5	0-4	3-4	4-2	5-2	2-3	3-3	3-2	0-0	20-26
Monday	0-0	1-0	3-2	2-2	2-0	2-1	2-2	1-0	0-0	0-0	13-7
Tuesday	0-2	1-1	1-2	4-2	3-0	2-0	4-0	6-0	5-1	3-2	29-10
Wednesday	4-5	4-5	4-1	7-3	9-1	7-0	3-1	2-0	5-1	2-1	47-18
Thursday	0-1	0-2	3-0	1-2	3-1	3-1	1-3	5-1	3-1	3-1	22-13
Friday	1-0	1-1	0-1	0-0	1-0	4-1	1-2	2-1	2-1	2-0	14-7
Saturday	5-7	6-5	6-5	5-3	8-4	5-7	10-2	8-5	5-6	3-3	60-53
Sunday	1-4	0-5	1-3	0-4	0-3	3-1	2-1	2-0	3-1	5-0	17-22

BEARCATS STARTING LINEUPS

OPPONENT	UC STARTERS
<i>Grand Valley State (EXH.)</i>	<i>Caupain, Cobb, Thomas, Clark Ellis</i>
<i>Bellarmine (EXH.)</i>	<i>Caupain, Cobb, Thomas, Clark Ellis</i>
Western Carolina	Caupain, Cobb, Thomas, Clark Ellis
Robert Morris	Caupain, Cobb, Thomas, Clark Ellis
at Bowling Green	Caupain, Cobb, Thomas, Clark Ellis
Arkansas-Pine Bluff	Caupain, Cobb, Thomas, Clark Ellis
SE Louisiana	Caupain, Cobb, Thomas, Clark Ellis
vs. Nebraska	Caupain, Cobb, Thomas, Clark Ellis
vs. George Washington	Caupain, Cobb, Thomas, Clark Ellis
Butler	Caupain, Cobb, Thomas, Clark Ellis
Morgan State	Caupain, Cobb, Thomas, Clark Ellis
at Xavier	Caupain, Cobb, Thomas, Clark Ellis
Norfolk State	Caupain, Cobb, Thomas, Clark Ellis
at VCU	Caupain, Cobb, Thomas, Clark Ellis
Iowa State	Caupain, Cobb, Thomas, Clark Ellis
Temple	Caupain, Cobb, Evans, Clark, DeBerry
Tulsa	Caupain, Cobb, Thomas, Clark, Ellis
at SMU	Caupain, Cobb, Thomas, Clark, Ellis
at USF	Caupain, Cobb, Thomas, Clark, Ellis
Houston	Caupain, Cobb, Thomas, Clark, Ellis
at Temple	Caupain, Cobb, Thomas, Clark, Ellis
Memphis	Caupain, Cobb, Thomas, Clark, Ellis
Tulane	Caupain, Cobb, Thomas, Clark, Ellis
at UConn	Caupain, Cobb, Thomas, Clark, Ellis
USF	Caupain, Cobb, Thomas, Clark, Ellis
at Memphis	Caupain, Cobb, Thomas, Clark, Ellis
at UCF	Caupain, Cobb, Evans, Clark, Ellis

RECORD BY STARTING LINEUPS

UC STARTERS	RECORD
Caupain, Cobb, Thomas, Clark, Ellis	17-6
Caupain, Cobb, Evans, Clark, DeBerry	0-1
Caupain, Cobb, Evans, Clark, Ellis	1-0

SPECIALITY STATISTICS

OPPONENT	RESULT	IN PAINT	OFF TO	2ND CHANCE	FAST BREAK	BENCH
Western Carolina		26	16	10	4	26
at Cincinnati	W, 97-72	54	21	20	15	34
Robert Morris		14	10	4	10	21
at Cincinnati	W, 106-44	52	36	13	22	57
at Bowling Green		14	7	2	8	19
Cincinnati	W, 83-50	28	22	10	11	35
Arkansas-Pine Bluff		24	9	10	8	30
at Cincinnati	W-99-50	30	44	21	17	45
Southeastern Louisiana		18	16	8	0	10
at Cincinnati	W, 64-49	22	20	11	9	27
Nebraska		26	14	6	6	11
vs. Cincinnati	W, 65-61	26	9	22	2	14
George Washington		16	15	8	2	8
vs. Cincinnati	W, 61-56	24	3	12	0	17
Butler		30	16	5	4	21
at Cincinnati	L, 76-78	30	5	7	4	28
Morgan State		28	14	17	9	16
at Cincinnati	W, 87-66	50	23	26	11	29
at Xavier		34	19	14	11	17
Cincinnati	L, 55-65	24	11	8	4	10
Norfolk State		22	10	4	13	32
at Cincinnati	W, 75-59	24	18	23	2	17
at VCU		22	15	9	2	7
Cincinnati	W, 69-63	16	12	11	4	18
Iowa State		28	12	26	12	12
at Cincinnati	L, 79-81	34	3	22	0	28
Temple		22	9	19	2	24
at Cincinnati	L, 70-77	30	12	16	12	25
Tulsa		24	14	14	12	7
at Cincinnati	W, 76-57	20	16	19	9	30
at SMU		24	11	12	2	8
Cincinnati	L, 57-59	28	13	16	0	13
at USF		28	6	3	4	14
Cincinnati	W, 54-51	18	21	15	2	12
Houston		16	9	14	14	28
at Cincinnati	W, 70-59	30	18	17	0	28
at Temple		26	17	13	8	23
Cincinnati	L, 65-67 (2 OT)	36	8	16	4	16
Memphis		24	10	7	9	45
at Cincinnati	W, 76-72	38	16	9	6	13
Tulane		20	7	12	2	26
at Cincinnati	W, 97-75	40	27	14	14	31
at UConn		32	9	5	11	14
Cincinnati	W, 58-57	24	12	11	6	12
USF		26	5	12	2	8
at Cincinnati	W, 88-57	34	29	11	20	33
at Memphis		26	12	10	7	17
Cincinnati	L, 59-63	28	9	8	7	14
at UCF		8	13	4	0	3
Cincinnati	W, 69-51	24	9	10	3	23
East Carolina						
at Cincinnati						
at Tulsa						
Cincinnati						
UConn						
at Cincinnati						
at East Carolina						
Cincinnati						
at Houston						
Cincinnati						
SMU						
at Cincinnati						
Cincinnati Totals		764	417	368	181	609
Average		30.6	16.7	14.7	7.2	24.4
Opponents Totals		578	295	248	157	447
Average		23.1	11.8	9.9	6.3	17.9

OVERTIME RECORDS

UC'S OVERALL RECORD	54-52
1 OT Games	45-43
2 OT Games	8-8
3 OT Games	0-1
4 OT Games	0-1
7 OT Games	1-0

RECORDS IN OVERTIME GAMES

Home	26-17	.605
Schmidlapp Gym	3-4	.429
Schmidt Fieldhouse	0-1	.000
Music Hall	0-1	.000
Armory Fieldhouse	5-4	.556
Cincinnati Gardens	3-2	.600
U.S. Bank Arena	3-1	.750
Fifth Third Arena	13-4	.765
Away	16-29	.356
Neutral	11-7	.611

Current Streak: Lost 1

Longest Winning Streak: 5 (Tay Baker - 1966-67)

Longest Losing Streak: 4 (Bob Ruess, 1943 - John Weithe, 1950)

- On Dec. 21, 1981 Cincinnati and Bradley played an NCAA-record 7-overtime game which UC won, 75-73.
- Cincinnati has been involved in two of the five NCAA tournament championship games to go into overtime. The Bearcats defeated Ohio State, 70-65, in 1961 but lost to Loyola (Ill.), 60-58, in 1963.
- In 1966-67, Cincinnati played six overtime games, winning five.

UC COACHES IN OVERTIME GAMES

COACH (YEARS)	NO.	RECORD	PCT.
Bob Huggins (1989-2005)	25	14-11	.560
Mick Cronin (2006-pres.)	21	11-10	.524
Tay Baker (1965-72)	9	7-2	.778
Ed Jucker (1960-65)	9	4-5	.444
Ed Badger (1978-83)	8	3-5	.375
Tony Yates (1983-89)	7	2-5	.286
John Wiethe (1946-52)	5	1-4	.200
George Smith (1952-60)	4	3-1	.750
Gale Catlett (1972-78)	4	2-2	.500
Frank Rice (1928-32)	4	1-3	.250
Boyd Chambers (1918-28)	3	3-0	1.000
Clark Ballard (1939-42)	2	2-0	1.000
Andy Kennedy (2005-06)	2	1-1	.250
Tay Brown (1933-37)	2	0-2	.000
John Halliday (1932-33)	1	0-1	.000
Bob Ruess (1942-44)	1	0-1	.000
Walter Van Winkle (1937-39)	0	—	—
Ray Farnham (1944-46)	0	—	—

OVERTIME GAMES IN MICK CRONIN ERA

1/20/07	W	UC 96, West Virginia 83	1	SC
2/28/07	W	UC 70, Seton Hall 67	1	SC
2/9/08	W	UC 72, Rutgers 68	1	SC
3/2/08	L	Providence 81, UC 79	1	A
12/20/08	W	UC 85, Eastern Kentucky 77	1	SC
2/7/09	W	UC 64, Georgetown 62	1	SC
3/7/09	L	Seton Hall 67, UC 63	1	SC
11/25/09	L	Gonzaga 61, UC 59	1	N
12/13/09	L	Xavier 83, UC 79	2	A
2/21/10	L	Marquette 79, UC 76	1	SC
2/19/11	W	UC 93, Providence 81	1	A
11/25/11	L	Marshall 73, UC 69	1	SC
1/21/12	L	West Virginia 77, UC 74	1	A
3/8/12	W	UC 72, Georgetown 70	2	N
1/19/13	W	UC 71, Marquette 69	1	SC
2/21/13	L	UConn 73, UC 66	1	A
3/9/13	W	UC 61, USF 53	1	SC
12/13/14	L	Nebraska 56, UC 55	2	A
12/17/14	W	UC 71, San Diego State 62	1	SC
3/19/15	W	UC 66, Purdue 65	1	N
1/16/16	L	Temple 67-65	2	A

THE LAST TIME...

TEAM

100 Points by a Team

By UC	106 vs. Robert Morris, 11/15/15
By Opponent	105 by UCLA (20T), 3/17/02

90-99 Points by a Team

By UC	99 vs. Arkansas-Pine Bluff, 11/22/15
By Opponent	95 at Marquette, 2/11/12

30-plus Point Win

By UC	31 vs. USF, 2/4/16
By Opponent	38 (89-51) vs. Notre Dame, 3/10/11

60 Percent Shooting by a Team

By UC	.610 vs. Western Carolina, 11/13/15
By Opponent	.674 vs. Pittsburgh, 2/14/09

50 Percent Shooting by a Team

By UC	.565 vs. Tulane, 1/24/16
By Opponent	.500 vs. USF, 2/4/16

Cincinnati Played a Ranked Opponent

UC Win	62-54 at No. 23/23 SMU, 2/5/15
UC Loss	59-57 at No. 15 SMU, 1/7/16

Overtime Game

UC Win	66-65 (OT) vs. Purdue, 3/19/15
UC Loss	56-55 (2OT) at Nebraska, 12/13/14

Double Overtime Game

UC Win	72-70 (2OT) vs. Georgetown, 3/8/12
UC Loss	67-65 (2OT) at Temple, 1/16/16

Triple Overtime Game

UC Win	75-73 (7OT*) vs. Bradley, 12/21/81
UC Loss	89-85 (4OT) vs. Memphis, 1/31/81

* - NCAA record.

INDIVIDUAL

40 Points by a Player

By UC	41, Steve Logan vs. Southern Mississippi, 2/15/02
By Opponent	41, Dell Curry, Virginia Tech, 1985-86

30 Points by a Player

By UC	34, Sean Kilpatrick vs. No. 20 Memphis, 3/6/14
By Opponent	33, Dalton Pepper, at Temple, 1/26/14

20 Rebounds by a Player

By UC	20, Cedric McGowan vs. DePaul, 1/4/06
By Opponent	four times

15 Rebounds by a Player

By UC	16, Gary Clark vs. East Carolina, 1/6/15
By Opponent	15, Greg Monroe, vs. Georgetown, 3/6/10

Two Players with 20 or More Points in Same Game

By UC	Sean Kilpatrick(34), Titus Rubles (24) vs. No. 20 Memphis, 3/6/14
By Opponent	Elijah Pittman (20), D.D. Scarver (20) vs. Marshall, 12/15/10

Three Players with 10 or More Rebounds in Same Game

By UC	Justin Jackson (13), Jermaine Sanders (13) & Sean Kilpatrick (10) vs. Chicago State, 12/23/13
-------	--

Two Players with 10 or More Rebounds in Same Game

By UC	Coreontae DeBerry (12) and Gary Clark (10) at Bowling Green, 11/18/15
By Opponent	Jamarr Sanders (11) and Elijah Millsap (15) at UAB, 12/16/09

10 Assists by a Player

By UC	10, Troy Caupain, vs. USF, 2/4/16
By Opponent	10, Chris Howard, at USF, 2/14/09

Five Steals by a Player

By UC	5, Troy Caupain, at UCF, 2/9/16
By Opponent	5, Antonio Robinson, at East Carolina, 2/1/15

Five Blocked Shots by a Player

By UC	6, Octavius Ellis at UConn, 1/10/15
By Opponent	5, Hamady Ndiaye, vs. Rutgers, 3/9/10

Double-Double by a UC Player

UC Win	Octavius Ellis (10 pts., 14 rebs.) at UCF, 2/9/16
UC Loss	Gary Clark (15 pts., 14 rebs.) at Memphis, 2/6/16

Double-Doubles by Two UC Players

By UC	Troy Caupain (18 pts., 10 asts.) Gary Clark (16 pts., 13 rebs.) vs. USF, 2/4/16
-------	---

Double-Doubles by Three UC Players

By UC	Sean Kilpatrick (21 pts, 10 rebs), Justin Jackson (16 pts., 12 rebs.) & Jermaine Sanders (13 pts, 14 rebs) vs. Chicago State, 12/23/13
-------	--

Triple-Double by a UC Player

By UC	Eric Hicks (22 pts., 12 rebs., 10 blks.) vs. Marquette, 1/7/06
-------	---

UC Player Led Team in Points, Rebounds & Assists

By UC	Sean Kilpatrick (26 pts., 12 rebs., 6 asst.) vs. SMU, 1/1/13
-------	---

A Player Won a Game in the Final Seconds

By UC	Titus Rubles putback with 4 seconds left UC defeats Pittsburgh 44-43, 12/17/13
By Opponent	Roosevelt Jones layup with :00.1 left Butler defeats UC 78-76, 12/2/15

Four Players Scored in Double Figures

By UC	Kevin Johnson (13), Farad Cobb (12), Gary Clark (11), Octavius Ellis (10) at UCF (2/9/16)
-------	---

Five Players Scored in Double Figures

By UC	Farad Cobb (20), Octavius Ellis (12), Coreontae DeBerry (11), Gary Clark (10), Quadri Moore (10) vs. Arkansas-Pine Bluff, 11/22/15
-------	--

Six Players Scored in Double Figures

By UC	Troy Caupain (18), Gary Clark (16), Jacob Evans (11) Coreontae DeBerry (11), Octavius Ellis (10), Farad Cobb (10) vs. USF, 2/4/16
-------	---

Seven Players Scored in Double Figures

By UC	Sean Kilpatrick (21), Justin Jackson (19), Jermaine Sanders (14), Shaquille Thomas (14), Ge'Lawn Guyn (10), Troy Caupain (10) & Kevin Johnson (10) vs. Chicago State, 12/23/13
-------	---

Eight Players Scored in Double Figures

By UC	Farad Cobb (15), Shaq Thomas (14), Kevin Johnson (14), Coreontae DeBerry (12), Justin Jenifer (11), Quadri Moore (10), Jacob Evans (10), Octavius Ellis (10) vs. Robert Morris, 11/15/15
-------	---

CRONIN ERA BESTS

Most Points Scored

106 (W, 106-44)	vs. Robert Morris	11/15/15
102 (W, 102-60)	vs. Miss. Valley St.	11/13/12
102 (W, 102-62)	vs. Chicago State	12/23/13
101 (W, 101-53)	vs. Ark.-Pine Bluff	12/21/11
101 (W, 101-70)	vs. Radford	12/17/11

Most Points Scored (Half)

60 (W, 99-50)	vs. Arkansas-Pine Bluff	(2nd) 11/22/15
59 (W, 97-84)	vs. No. 20 Memphis	(2nd) 3/6/14
59 (W, 102-60)	vs. Miss. Valley St.	(2nd) 11/13/12

Highest FG Percentage

.647 (33-51)	vs. UCF	2/25/15
.632 (36-57)	vs. Campbell	11/20/13
.628 (27-43)	vs. St. John's	2/11/09
.610 (36-59)	vs. Western Carolina	11/13/15
.603 (38-63)	vs. Radford	12/17/11

Highest 3-Pt. Percentage

.643 (9-14)	vs. Temple	1/17/14
.636 (7-11)	vs. Stony Brook	12/2/14
.600 (6-10)	vs. St. John's	2/11/09
.583 (7-12)	at No. 23/23 SMU	2/5/15
.583 (7-12)	at Georgetown	1/27/07
.583 (14-24)	vs. Central Michigan	11/25/06

Most Rebounds

69	vs. Chicago State	12/23/13
56	at Temple (20T)	1/16/16
56	vs. North Carolina A&T	11/18/12

Most Assists

32	vs. Robert Morris	11/15/15
27	vs. Toledo	11/18/09
25	vs. Chicago State	12/23/13
25	vs. Morgan State	12/6/15

Most Blocked Shots

12	vs. Wagner	12/23/14
12	vs. Marquette	1/19/13
12	at DePaul	1/15/13
12	vs. North Carolina A&T	11/18/12
10	vs. Butler	12/2/15
10	at UConn	1/10/15
10	vs. Memphis	1/4/14
10	vs. Chicago State	12/23/13
10	vs. Wright State	12/22/12
10	vs. UT Martin	11/11/12
10	vs. Chicago State	12/23/11
10	vs. Alabama State	11/13/11
10	vs. Western Illinois	11/22/08

Most Steals

23	vs. Ark.-Little Rock	12/6/12
19	vs. Ark.-Pine Bluff	11/22/15
18	vs. Robert Morris	11/15/15
16	vs. Ark.-Pine Bluff	12/21/11

Most Forced Turnovers

32	vs. Ark.-Little Rock	12/6/12
32	vs. North Carolina State	12/23/06
30	vs. Ark.-Pine Bluff	11/22/15
29	vs. Robert Morris	11/15/15
29	vs. Ark.-Pine Bluff	12/21/11

Fewest Points Allowed

34	vs. Dayton	11/27/10
37	vs. Saint Francis (Pa.)	11/14/14
39	vs. Howard	11/10/06
	at West Virginia	1/30/08
	vs. North Carolina A&T	11/18/12

Fewest Points Allowed (Half)

13	vs. Marquette	1/19/13
14	vs. Alabama State	(1st) 11/13/11

Lowest FG Percentage Allowed

.152 (10-66)	vs. North Carolina A&T	11/18/12
.200 (12-60)	vs. Dayton	11/27/10
.200 (10-50)	at West Virginia	1/30/08

Lowest 3-Pt. FG Percentage Allowed

.000 (0-10)	at No. 24/22 Pittsburgh	12/31/12
.000 (0-4)	vs. Texas Southern	11/18/08
.045 (1-22)	at West Virginia	1/30/08
.063 (1-16)	vs. Providence	3/13/13
.091 (1-11)	vs. USF	2/2/14

Biggest Win

62 (106-44)	vs. Robert Morris	11/15/15
54 (93-39)	vs. North Carolina A&T	11/18/12



0

QUADRI MOORE
F • 6-8 • 220 • SO-1L
LINDEN, N.J.



1

JACOB EVANS III
G/F • 6-6 • 210 • FR-HS
BATON ROUGE, LA.




2

OCTAVIUS ELLIS
F • 6-10 • 235 • SR-1L
MEMPHIS, TENN.



3

JUSTIN JENIFER
G • 5-10 • 175 • FR-HS
BALTIMORE, MD.



10

TROY CAUPAIN
G • 6-4 • 205 • JR-2L
MIDLOTHIAN, VA.



11

GARY CLARK
F » 6-8 » 235 » SO-1L
CLAYTON, N.C.



13

TRE SCOTT
F • 6-8 • 225 • FR-HS
DARIEN, GA.




21

FARAD COBB
G • 6-1 • 170 • SR-1L
WEST PALM BEACH, FLA.



22

COREONTAE DEBERRY
F • 6-9 • 265 • SR-1L
HOLLAND, MICH.




24

SHAQ THOMAS
F • 6-7 • 210 • R-SR-3L
PATERSON, N.J.



25

KEVIN JOHNSON
G • 6-3 • 180 • JR-2L
CINCINNATI, OHIO



32

KYLE WASHINGTON
F • 6-9 • 240 • JR-TR
CHAMPLIN, MINN.



45

ZACK TOBLER
F • 6-5 • 240 • JR-2L
FORT MITCHELL, KY.



MICK CRONIN
HEAD COACH



LARRY DAVIS
ASSOCIATE HEAD COACH



DARREN SAVINO
ASSISTANT COACH



ANTWON JACKSON
ASSISTANT COACH

CINCINNATI PLAYER SEASON & CAREER HIGHS

#0 - QUADRI MOORE

2015-16 SEASON		CAREER
10, 2x (last vs. Ark.-Pine Bluff, 11/22/15)	Pts	10, 3x (last vs. Ark.-Pine Bluff, 11/22/15)
7 vs. Robert Morris, 11/15/15	FG Atts	8 vs. Saint Francis, 11/14/14
5 vs. Robert Morris, 11/15/15	FG Made	5 vs. Robert Morris, 11/15/15
3 vs. Tulsa, 1/2/16	3PT-FG Atts	3, 2x (last vs. Tulsa, 1/2/16)
2 vs. Tulsa, 1/2/16	3PT-FG Made	2, 2x (last vs. Tulsa, 1/2/16)
8 vs. Ark.-Pine Bluff, 11/22/15	FT Atts	8 vs. Ark.-Pine Bluff, 11/22/15
6 vs. Ark.-Pine Bluff, 11/22/15	FT Made	6, 2x (last vs. Ark.-Pine Bluff, 11/22/15)
8 vs. Ark.-Pine Bluff, 11/22/15	Rebs	8 vs. Ark.-Pine Bluff, 11/22/15
1, 2x (last vs. Morgan State, 12/6/15)	Assts	2 vs. Stony Brook, 12/2/14
3 vs. Ark.-Pine Bluff, 11/22/15	Stls	3 vs. Ark.-Pine Bluff, 11/22/15
1, 2x (last vs. Tulane, 1/24/16)	Blks	2 vs. Wagner, 12/23/14
18 at SMU, 1/7/16	Mins	18, 2x (last at SMU, 1/7/16)

#1 - JACOB EVANS III

2015-16 SEASON		CAREER
16 vs. Butler, 12/2/15	Pts	16 vs. Butler, 12/2/15
13 vs. Butler, 12/2/15	FG Atts	13 vs. Butler, 12/2/15
6 vs. Butler, 12/2/15	FG Made	6 vs. Butler, 12/2/15
10 vs. Butler, 12/2/15	3PT-FG Atts	10 vs. Butler, 12/2/15
4 vs. Butler, 12/2/15	3PT-FG Made	4 vs. Butler, 12/2/15
6, 3x (last at Memphis, 2/6/16)	FT Atts	6, 3x (last at Memphis, 2/6/16)
6 vs. Norfolk State, 12/15/15	FT Made	6 vs. Norfolk State, 12/15/15
8, 2x (last at Temple, 1/16/16)	Rebs	8, 2x (last at Temple, 1/16/16)
4, 3x (last at Temple, 1/16/16)	Assts	4, 3x (last at Temple, 1/16/16)
3 vs. Robert Morris, 11/15/15	Stls	3 vs. Robert Morris, 11/15/15
3, 2x (last at UConn, 1/18/16)	Blks	3, 2x (last at UConn, 1/18/16)
38, at Temple, 1/16/16	Mins	38, at Temple, 1/16/16

#2 - OCTAVIUS ELLIS

2015-16 SEASON		CAREER
17 vs. Western Carolina, 11/13/15	Pts	20 vs. UCF, 2/25/15
12 vs. Butler, 12/2/15	FG Atts	12, 2x (last 12 vs. Butler, 12/2/15)
8 vs. Western Carolina, 11/13/15	FG Made	8 vs. Western Carolina, 11/13/15
0	3PT-FG Atts	1 vs. USF, 2/7/15
0	3PT-FG Made	0
14 vs. Ark.-Pine Bluff, 11/22/15	FT Atts	14 vs. Ark.-Pine Bluff, 11/22/15
8, 2x (last vs. Butler, 12/2/15)	FT Made	10, vs. Morehead State, 11/19/14
14 at UCF, 2/9/16	Rebs	14, 2x (last at UCF, 2/9/16)
5 vs. Norfolk State, 12/15/15	Assts	5 vs. Norfolk State, 12/15/15
4 vs. Western Carolina, 11/13/15	Stls	4 vs. Western Carolina, 11/13/15
3, 4x (last at Temple, 1/16/16)	Blks	6 at UConn, 1/10/15
33 at Temple, 1/16/16	Mins	40- vs. San Diego State, 12/17/14

#3 - JUSTIN JENIFER

2015-16 SEASON		CAREER
11 vs. Robert Morris, 11/15/15	Pts	11 vs. Robert Morris, 11/15/15
6, 4x (last vs. Tulane, 1/24/16)	FG Atts	6, 4x (last vs. Tulane, 1/24/16)
3, 3x (last vs. Ark.-Pine Bluff, 11/22/15)	FG Made	3, 3x (last vs. Ark.-Pine Bluff, 11/22/15)
4, 2x (last vs. Tulane, 1/24/16)	3PT-FG Atts	4, 2x (last vs. Tulane, 1/24/16)
2 vs. Ark.-Pine Bluff, 11/22/15	3PT-FG Made	2 vs. Ark.-Pine Bluff, 11/22/15
6 vs. Robert Morris, 11/15/15	FT Atts	6 vs. Robert Morris, 11/15/15
6 vs. Robert Morris, 11/15/15	FT Made	6 vs. Robert Morris, 11/15/15
3 vs. Western Carolina, 11/13/15	Rebs	3 vs. Western Carolina, 11/13/15
9 vs. Robert Morris, 11/15/15	Assts	9 vs. Robert Morris, 11/15/15
3, 2x (last vs. USF, 2/4/16)	Stls	3, 2x (last vs. USF, 2/4/16)
0	Blks	0
19, 2x (last vs. Ark.-Pine Bluff, 11/22/15)	Mins	19, 2x (last vs. Ark.-Pine Bluff, 11/22/15)

#10 - TROY CAUPAIN

2015-16 SEASON		CAREER
25 vs. Memphis, 1/21/16	Pts	25 vs. Memphis, 1/21/16
16, 2x (last vs. Memphis, 1/21/16)	FG Atts	16, 2x (last vs. Memphis, 1/21/16)
9 vs. Memphis, 1/21/16	FG Made	9 vs. Memphis, 1/21/16
9 at Xavier, 12/12/15	3PT-FG Atts	9 at Xavier, 12/12/15
4, 3x (last vs. USF, 2/4/16)	3PT-FG Made	4, 3x (last vs. USF, 2/4/16)
6, 4x, (last at UCF, 2/9/16)	FT Atts	11 vs. Morehead State, 11/19/14
6 vs. Memphis, 1/21/16	FT Made	8 vs. Morehead State, 11/19/14
6 at USF, 1/10/16	Rebs	6, 6x (last at USF, 1/10/16)
10 vs. USF, 2/4/16	Assts	10 vs. USF, 2/4/16
5 at UCF, 2/9/16	Stls	5, 2x (last at UCF, 2/9/16)
2 vs. USF, 2/4/16	Blks	2, 2x (last vs. USF, 2/4/16)
39 at Memphis, 2/6/16	Mins	45 at Nebraska, 12/13/14

#11 - GARY CLARK

2015-16 SEASON		CAREER
21 vs. Western Carolina, 11/13/15	Pts	21 vs. Western Carolina, 11/13/15
11 vs. Norfolk State, 12/15/15	FG Atts	12 vs. UConn, 1/29/15
9, 2x (last vs. Norfolk State, 12/15/15)	FG Made	9, 2x (last vs. Norfolk State, 12/15/15)
2, 5x (last at UCF, 2/9/16)	3PT-FG Atts	2, 5x (last at UCF, 2/9/16)
2 vs. Morgan State, 12/6/15	3PT-FG Made	2 vs. Morgan State, 12/6/15
8 at VCU, 12/19/15	FT Atts	8 at VCU, 12/19/15
7 at VCU, 12/19/15	FT Made	7 at VCU, 12/19/15
14, 4x (last at Memphis, 2/6/16)	Rebs	16 vs. East Carolina, 1/6/15
6 vs. Houston, 1/13/16	Assts	6 vs. Houston, 1/13/16
5 at SMU, 1/7/16	Stls	5 at SMU, 1/7/16
4, 4x (last at UCF, 2/9/16)	Blks	4, 6x (last at UCF, 2/9/16)
37, 2x (last at Memphis, 2/6/16)	Mins	37, 2x (last at Memphis, 2/6/16)

#13 - TRE SCOTT

2015-16 Season		Career
0	Pts	0
0	FG Atts	0
0	FG Made	0
0	3PT-FG Atts	0
0	3PT-FG Made	0
0	FT Atts	0
0	FT Made	0
0	Rebs	0
0	Assts	0
0	Stls	0
0	Blks	0
0	Mins	0

#21 - FARAD COBB

2015-16 SEASON		CAREER
21 vs. Tulsa (1/2/16)	Pts	24 vs. Morehead State, 11/19/14
14, 5x (last vs. USF, 2/4/16)	FG Atts	14, 6x (last vs. USF, 2/4/16)
8 vs. Tulsa (1/2/16)	FG Made	9 at Tulsa, 3/4/15
11 at Bowling Green, 11/18/15	3PT-FG Atts	11 at Bowling Green, 11/18/15
6, 2x (last at SMU, 1/7/16)	3PT-FG Made	7 vs. Kansas (at Chattanooga), 11/15/12
4 at VCU, 12/19/15	FT Atts	6 vs. Memphis, 3/8/15
4 at VCU, 12/19/15	FT Made	6 vs. Memphis, 3/8/15
6 at UConn, 1/28/16	Rebs	7 vs. Tulane, 2/14/15
4 vs. Memphis, 1/21/16	Assts	4, 3x (last vs. Memphis, 1/21/16)
4, 2x (last at SMU, 1/7/16)	Stls	5 at Houston, 2/21/15
1 vs. Western Carolina, 11/13/15	Blks	1, 5x (last vs. Western Carolina, 11/13/15)
38 at Temple, 1/16/16	Mins	38 at Temple, 1/16/16

#22 - COREONTAE DEBERRY

2015-16 SEASON		CAREER
12, 2x (last vs. Robert Morris, 11/15/15)	Pts	13 vs. Purdue, 3/19/15
9 vs. Robert Morris, 11/15/15	FG Atts	13 vs. Purdue, 3/19/15
5 vs. USF, 2/4/16	FG Made	13 vs. Purdue, 3/19/15
0	3PT-FG Atts	0
0	3PT-FG Made	0
9 vs. Ark.-Pine Bluff, 11/22/15	FT Atts	9 vs. Ark.-Pine Bluff, 11/22/15
5, 2x (last vs. Tulane, 1/24/16)	FT Made	5, 2x (last vs. Tulane, 1/24/16)
12 at Bowling Green, 11/18/15	Rebs	12 at Bowling Green, 11/18/15
1, 4x (last vs. Temple, 12/29/15)	Assts	1, 6x (last vs. Temple, 12/29/15)
3 vs. Ark.-Pine Bluff, 11/22/15	Stls	3 vs. Ark.-Pine Bluff, 11/22/15
4 vs. Butler, 12/2/15	Blks	4 vs. Butler, 12/2/15
23 vs. USF, 2/4/16	Mins	26, vs. Purdue, 3/19/15

#24 - SHAQ THOMAS

2015-16 SEASON		CAREER
18 vs. Memphis, 1/21/16	Pts	18, 2x (last vs. Memphis, 1/21/16)
11, 2x (last vs. Memphis, 1/21/16)	FG Atts	11, 3x (last vs. Memphis, 1/21/16)
8 vs. Memphis, 1/21/16	FG Made	8 vs. Memphis, 1/21/16
4, 2x (last vs. Temple, 12/29/15)	3PT-FG Atts	4, 2x (last vs. Temple, 12/29/15)
2, 3x (last vs. Tulane, 1/24/16)	3PT-FG Made	2, 3x (last vs. Tulane, 1/24/16)
7 vs. Western Carolina, 11/13/15	FT Atts	8, 2x (last at Houston, 2/21/15)
4, 3x (last at USF, 1/10/16)	FT Made	7, at Houston, 2/21/15
9 vs. Morgan State, 12/6/15	Rebs	9, 2x (last vs. Morgan State, 12/6/15)
4 vs. Morgan State, 12/6/15	Assts	5, 2x (last vs. UCF, 1/23/14)
5 vs. Robert Morris, 11/15/15	Stls	5 vs. Robert Morris, 11/15/15
2, 4x (last vs. Memphis, 1/21/16)	Blks	2, 7x (last vs. Memphis, 1/21/16)
33 at Xavier, 12/12/15	Mins	38 at Houston, 2/21/15

#25 - KEVIN JOHNSON

2015-16 SEASON		CAREER
15 vs. Houston, 1/13/16	Pts	15, 2x (last vs. Houston, 1/13/16)
14 vs. Robert Morris, 11/15/15	FG Atts	14 vs. Robert Morris, 11/15/15
5, 3x (last at UCF, 2/9/16)	FG Made	5, 6x (last at UCF, 2/9/16)
9, 2x (last vs. Houston, 1/13/16)	3PT-FG Atts	9, 2x (last vs. Houston, 1/13/16)
4, 2x (last vs. Houston, 1/13/16)	3PT-FG Made	4, 4x 2x (last vs. Houston, 1/13/16)
4, 3x (last vs. USF, 2/4/16)	FT Atts	6, 2x (last vs. Memphis, 3/8/15)
4, 2x (last vs. USF, 2/4/16)	FT Made	5, vs. Chicago State, 12/23/13
6 at Temple, 1/16/16	Rebs	6 at Temple, 1/16/16
4, 2x (last at UConn, 1/28/16)	Assts	4, 2x (last at UConn, 1/28/16)
3, 2x (last at UCF, 2/9/16)	Stls	4 vs. Wagner, 12/23/14
0	Blks	2 vs. Stony Brook, 12/2/14
33 at UCF, 2/9/16	Mins	36 at Temple, 2/10/15

#45 - ZACK TOBLER

2015-16 SEASON		CAREER
5 vs. Ark.-Pine Bluff, 11/22/15	Pts	5 vs. Ark.-Pine Bluff, 11/22/15
2 vs. Tulane, 1/24/16	FG Atts	2 vs. Tulane, 1/24/16
1, 2x (last vs. Tulane, 1/24/16)	FG Made	1, 3x (last vs. Tulane, 1/24/16)
0	3PT-FG Atts	1, 3x (last vs. Houston, 1/21/15)
0	3PT-FG Made	0
6 vs. Ark.-Pine Bluff, 11/22/15	FT Atts	6 vs. Ark.-Pine Bluff, 11/22/15
5 vs. Ark.-Pine Bluff, 11/22/15	FT Made	5 vs. Ark.-Pine Bluff, 11/22/15
2 vs. Ark.-Pine Bluff, 11/22/15	Rebs	2 vs. Ark.-Pine Bluff, 11/22/15
1 vs. Robert Morris, 11/15/15	Assts	1 vs. Robert Morris, 11/15/15
0	Stls	0
0	Blks	0
6 vs. Tulane, 1/24/16	Mins	6 vs. Tulane, 1/24/16



#0 QUADRI MOORE

FORWARD • 6-8 • 220 • SOPHOMORE • 1L • LINDEN, N.J. (LINDEN HIGH SCHOOL)

MOMENTS

» Scored a season-high 10 points, making all six attempts from the free-throw line against Wagner (12/23/14)

» Connected on a trio of threes in tallying nine points against Saint Francis (11/14/14)

2015-16 Season (Sophomore): Tied a career-high playing 18 minutes at SMU (1/7) ... scored eight points with a pair of threes against Tulsa (1/2) ... posted 10 points, a career-high eight rebounds and three steals in 14 minutes against Arkansas-Pine Bluff (11/22) ... tied a career-high with 10 points on 5-of-7 shooting with a career-high four rebounds against Robert Morris (11/15).

2014-15 Season (Freshman): Played in 26 games as a reserve, averaging 2.2 points and 1.1 rebounds in 8.2 minutes ... shot 73.3 percent (11 of 15) from the free-throw line for the season ... scored six or more points in six games on the year ... posted a season-high 10 points, going 6 of 6 from the free-throw line with two blocks and two steals against Wagner (12/23).

Prior to Cincinnati: Averaged 16.3 points, 6.9 rebounds and 1.1 blocks as a senior while helping lead Linden to the 2014 Group 4A state title and NJSIAA Tournament of Champions semifinals ... named 2014 First Team All-State and Union County Player of the Year by the New Jersey Star Ledger ... tallied 22 points, 21 rebounds and five blocks in the Group 4A state title championship game against Trenton ... averaged 14.6 points, 5.7 rebounds and 1.1 blocks while making 19 three-pointers as a junior... tabbed a three-start prospect and ranked among the nation's top 150 players by Rivals, Scout and ESPN.

Personal: Born Nov. 22, 1994 in Linden, New Jersey ... Son of Karine Marable and Zahir Moore ... Has one brother, Zahir Jr. ... right-handed ... first name pronounced "qua-DREE."

SEASON & CAREER STATISTICS

2015-16 SEASON		CAREER
10, 2x (last vs. Ark.-Pine Bluff, 11/22/15)	Pts	10, 3x (last vs. Ark.-Pine Bluff, 11/22/15)
7 vs. Robert Morris, 11/15/15	FG Atts	8 vs. Saint Francis, 11/14/14
5 vs. Robert Morris, 11/15/15	FG Made	5 vs. Robert Morris, 11/15/15
3 vs. Tulsa, 1/2/16	3PT-FG Atts	3, 2x (last vs. Tulsa, 1/2/16)
2 vs. Tulsa, 1/2/16	3PT-FG Made	2, 2x (last vs. Tulsa, 1/2/16)
8 vs. Ark.-Pine Bluff, 11/22/15	FT Atts	8 vs. Ark.-Pine Bluff, 11/22/15
6 vs. Ark.-Pine Bluff, 11/22/15	FT Made	6, 2x (last vs. Ark.-Pine Bluff, 11/22/15)
8 vs. Ark.-Pine Bluff, 11/22/15	Rebs	8 vs. Ark.-Pine Bluff, 11/22/15
1, 2x (last vs. Morgan State, 12/6/15)	Assts	2 vs. Stony Brook, 12/2/14
3 vs. Ark.-Pine Bluff, 11/22/15	Stls	3 vs. Ark.-Pine Bluff, 11/22/15
1, 2x (last vs. Tulane, 1/24/16)	Blks	2 vs. Wagner, 12/23/14
18 at SMU, 1/7/16	Mins	18, 2x (last at SMU, 1/7/16)

MISCELLANEOUS STATISTICS

CATEGORY	2014-15	2015-16	CAREER
Double-Figure Scoring Games	1	2	3
Double-Figure Rebounding Games	0	0	0
Double-Double Games	0	0	0
20-Point Scoring Games	0	0	0
Games Led UC in Scoring	0	0	0
Games Led UC in Rebounding	0	1	1
Games Led UC in Assists	0	0	0
Games With 3+ Assists	0	0	0
Games With 3+ Blocks	0	0	0
Games With 3+ Steals	0	1	1
Games With 3+ Three-Pointers	0	0	0

GAME-BY-GAME STATISTICS

2015-16 (SOPHOMORE SEASON)


Opponent	Date	gs	min	Total		3-Pointers		Free throws		Rebounds		pf	a	to	blk	stl	pts	avg		
				fg	pct	3fg	pct	ft	pct	off	def								tot	avg
WESTERN CAROLINA	11/13/15	9	0-0	.000	0-0	.000	0-0	.000	1	0	1	1.0	1	2	0	0	0	0.0		
ROBERT MORRIS	11/15/15	14	5-7	.714	0-1	.000	0-0	.000	2	2	4	2.5	1	0	2	0	1	10.5		
at Bowling Green	11/18/15	13	1-2	.500	0-1	.000	1-2	.500	0	1	1	2.0	1	0	0	1	0	3.3		
ARKANSAS-PINE BLUFF	11/22/15	14	2-5	.400	0-0	.000	6-8	.750	4	4	8	3.5	2	0	3	0	3	10.8		
SE LOUISIANA	11/24/15	6	0-2	.000	0-1	.000	0-0	.000	0	0	0	2.8	0	0	0	0	0	4.6		
vs Nebraska	11/27/15	4	1-1	1.000	0-0	.000	0-0	.000	0	0	0	2.3	0	0	0	0	1	2.4		
vs George Washington	11/28/15	8	1-2	.500	0-0	.000	0-0	.000	0	0	0	2.0	0	0	1	0	0	2.3		
MORGAN STATE	12/6/15	9	1-4	.250	0-0	.000	0-0	.000	2	2	4	2.3	1	1	1	0	0	2.3		
NORFOLK STATE	12/15/15	6	1-3	.333	0-0	.000	1-2	.500	0	0	0	2.0	0	0	2	0	1	3.3		
at VCU	12/19/15	7	1-4	.250	0-1	.000	0-1	.000	0	1	1	1.9	2	0	0	0	0	2.4		
TEMPLE	12/29/15	1	0-1	.000	0-0	.000	0-0	.000	0	0	0	1.7	0	0	0	0	0	3.1		
TULSA	12/16	14	2-5	.400	2-3	.667	2-2	1.000	0	1	1	1.7	2	0	2	0	0	3.5		
at SMU	01/07/16	18	0-3	.000	0-1	.000	0-0	.000	1	3	4	1.8	3	0	1	0	1	3.2		
at USF	1/10/16	7	0-2	.000	0-0	.000	2-2	1.000	1	0	1	1.8	0	0	0	0	0	2.3		
HOUSTON	1/13/16	3	0-0	.000	0-0	.000	0-0	.000	0	1	1	1.7	0	0	0	0	0	2.9		
at Temple	01/16/16	5	0-0	.000	0-0	.000	0-0	.000	0	1	1	1.7	1	0	0	0	0	2.8		
MEMPHIS	01/21/16	4	0-1	.000	0-0	.000	0-0	.000	0	0	0	1.6	0	0	1	0	0	2.6		
TULANE	01/24/16	17	1-4	.250	1-2	.500	1-2	.500	1	3	4	1.7	3	0	1	1	1	4.7		
at UCONN	1/28/16	2	0-0	.000	0-0	.000	0-0	.000	0	0	0	1.6	1	0	0	0	0	2.5		
at Memphis	2/6/16	4	0-0	.000	0-0	.000	0-0	.000	0	0	0	1.6	0	0	1	0	0	2.4		
at UCF	2/9/16	1	1-1	1.000	1-1	1.000	0-0	.000	0	0	0	1.5	1	0	0	0	0	3.4		
Totals		0	166	17-47	.362	4-11	.364	13-19	.684	12	19	31	1.5	18	2	17	2	8	51	2.4

2014-15 (FRESHMAN SEASON)

Opponent	Date	gs	min	Total		3-Pointers		Free throws		Rebounds		pf	a	to	blk	stl	pts	avg		
				fg-fga	pct	3fg-fga	pct	ft-fa	pct	off	def								tot	avg
SAINT FRANCIS	11/14/14	17	4-8	.500	1-3	.333	0-0	.000	0	2	2	2.0	1	0	2	0	2	9.0		
MOREHEAD STATE	11/19/14	16	0-1	.000	0-0	.000	1-2	.500	0	1	1	1.5	2	0	1	0	0	1.50		
EASTERN ILLINOIS	11/23/14	13	0-1	.000	0-0	.000	1-2	.500	0	2	2	1.7	1	1	2	0	0	1		
N.C. CENTRAL	11/25/14	6	0-2	.000	0-0	.000	0-0	.000	0	1	1	1.5	0	0	0	0	1	0.28		
vs Middle Tennessee	11/28/14	8	1-2	.500	0-0	.000	0-0	.000	0	1	1	1.4	5	0	0	0	0	2.26		
vs Ole Miss	11/29/14	12	2-6	.333	0-1	.000	2-2	1.000	0	1	1	1.3	2	0	0	0	0	6.32		
STONY BROOK	12/02/14	17	3-4	.750	2-2	1.000	1-2	.500	0	1	1	1.3	0	2	2	0	1	9.40		
at Nebraska	12/13/14	9	1-2	.500	0-1	.000	0-0	.000	1	0	1	1.3	0	0	0	0	1	2.38		
SAN DIEGO STATE	12/17/14	4	0-2	.000	0-1	.000	0-0	.000	0	0	0	1.1	1	0	0	0	0	0.33		
VCU	12/20/14	2	0-0	.000	0-0	.000	0-0	.000	0	1	1	1.1	0	0	0	0	0	3.00		
WAGNER	12/23/14	18	2-5	.400	0-1	.000	6-6	1.000	0	1	1	1.1	0	0	0	2	2	10.36		
at NC State	12-30-14	4	0-1	.000	0-1	.000	0-0	.000	0	2	2	1.2	0	0	0	1	0	0.33		
EAST CAROLINA	01/06/15	8	0-0	.000	0-0	.000	0-0	.000	0	1	1	1.2	4	0	1	0	0	0.31		
at UConn	1/10/15	7	3-4	.750	0-1	.000	0-0	.000	2	0	2	1.2	0	0	0	0	0	6.33		
at Memphis	1/15/15	14	0-0	.000	0-0	.000	0-0	.000	1	2	3	1.3	0	0	3	1	0	0.31		
TEMPLE	01/17/15	11	1-2	.500	0-0	.000	0-0	.000	0	2	2	1.4	2	1	2	0	0	2.30		
HOUSTON	01/21/15	2	0-0	.000	0-0	.000	0-0	.000	0	0	0	1.3	0	0	0	0	0	0.28		
at UCF	01/25/15	7	1-5	.200	1-2	.500	0-0	.000	1	1	2	1.3	0	0	1	0	0	3.28		
UConn	01/29/15	11	0-2	.000	0-0	.000	0-0	.000	0	1	1	1.3	0	0	0	1	0	0.27		
at SMU	02/05/15	2	0-0	.000	0-0	.000	0-0	.000	0	0	0	1.3	2	0	1	0	0	0.26		
USF	02/07/15	9	0-1	.000	0-0	.000	0-0	.000	0	0	0	1.2	0	1	2	0	0	0.24		
UCF	02/25/15	5	3-5	.600	0-0	.000	0-0	.000	1	2	3	1.3	1	0	1	0	0	6.26		
at Tulane	02/28/15	4	0-2	.000	0-0	.000	0-1	.000	0	0	0	1.2	3	1	0	0	0	0.25		
MEMPHIS	03/08/15	2	0-0	.000	0-0	.000	0-0	.000	0	0	0	1.2	1	0	0	0	0	0.24		
vs UConn	3/13/15	2	0-0	.000	0-0	.000	0-0	.000	0	0	0	1.1	0	0	0	0	0	0.23		
vs Kentucky	3/21/15	3	0-1	.000	0-1	.000	0-0	.000	0	0	0	1.1	0	0	0	0	0	0.22		
Totals		0	213	21-56	.375	4-14	.286	11-15	.733	6	22	28	1.1	26	6	19	4	7	57	2.2

CAREER STATISTICS

Season	gp-gs	min/avg	Total	3-Point	F-Throws	Rebounds														Scoring
			fg-fga	pct	fg-fga	pct	ft-fa	pct	off	def	tot	avg	pf	fo	ast	to	blk	stl	pts	avg
2014-15	26-0	213/8.2	21-56	.375	4-14	.286	11-15	.733	6	22	28	1.1	26	1	6	19	4	7	57	2.2
2015-16	21-0	166/7.9	17-47	.362	4-11	.364	13-19	.684	12	19	31	1.5	18	0	2	17	2	8	51	2.4
TOTAL	47-0	379/8.1	38-103	.369	8-25	.320	24-34	.706	18	41	59	1.3	44	1	8	36	6	15	108	2.3



#1 JACOB EVANS III

GUARD/FORWARD • 6-6 • 210 • FRESHMAN • HS • BATON ROUGE, LA. (ST. MICHAEL THE ARCHANGEL)

AWARDS

» American Athletic Conference Rookie of the Week (12/28/15)

MOMENTS

» Hit four threes and had 15 points and four assists against RV/25 Butler (12/2) ... Posted 14 points and five rebounds vs. 11/9 Iowa State (12/22)

2015-16 Season (Freshman): Grabbed a team-high seven rebounds to go along with five points against Tulane (1/24) ... logged a season-high 38 minutes in UC's double-overtime loss at Temple (1/16), posting eight points, eight rebounds and four assists ... named The American's Rookie of the Week after registering 14 points and five rebounds against No. 11 Iowa State (12/22) ... tallied nine points and a season-high eight rebounds and three blocks at VCU (12/19) ... scored a season-high 16 points with four threes and four assists against Butler (12/2) ... tied for game-high honors with 15 points on 4-of-8 shooting with a trio of threes to go with six rebounds against SE Louisiana (11/24) ... posted 10 points and a pair of three-pointers with three rebounds at Bowling Green (11/18) ... had 10 points with seven rebounds, three steals and two assists against Robert Morris (11/15) ... contributed seven points, five rebounds and three assists in 22 minutes in collegiate debut (11/13).

Prior to Cincinnati: Named to the 2014-15 Louisiana Sports Writers Association's Class 4A All-State First Team ... tabbed the 2014-15 All-Baton Rouge Area Large Schools' Player of the Year by the New Orleans Times-Picayune ... selected a Gatorade Player of the Year nominee, McDonald's All-American nominee and Louisiana Mr. Basketball nominee ... named a two-time most valuable player at the Grady Hornsby Classic ... tabbed most valuable player for Class 4A-District 6 as a senior ... chosen First-Team All-District as a sophomore, junior and senior ... tallied more than 2,000 points and 1,000 rebound during high school career ... helped lead St. Michael's the Archangel to a 29-4 overall record and its first appearance in the Louisiana Class 4A state championship semifinals as a senior, averaging 24.9 points, 9.0 rebounds and 4.8 assists ... helped the Warriors to a 27-7 record while averaging 17.5 points, 7.2 rebounds, 4.1 assists and 3.5 steals as a junior ... tabbed a consensus four-star prospect, he performed well in 2014 summer AAU events - the Pangos All-American Camp and the Fab 48 Tournament in Las Vegas - to earn the distinction of being one of the nation's fastest rising prospects ... listed as a Top 100 prospect according to ESPN, Rivals.com and Scout.com and ranked second in the Times-Picayune Terrific 20 Class of 2015 ... coached in high school by Drew Hart.

Personal: Born June 18, 1997 in Jacksonville, North Carolina ... son of Theresa Chatman-Evans and Jerry Evans ... mother played point guard at Grambling ... has two brothers, Demarquis and Devin Chatman ... right-handed.

SEASON & CAREER STATISTICS

2015-16 SEASON		CAREER
16 vs. Butler, 12/2/15	Pts	16 vs. Butler, 12/2/15
13 vs. Butler, 12/2/15	FG Atts	13 vs. Butler, 12/2/15
6 vs. Butler, 12/2/15	FG Made	6 vs. Butler, 12/2/15
10 vs. Butler, 12/2/15	3PT-FG Atts	10 vs. Butler, 12/2/15
4 vs. Butler, 12/2/15	3PT-FG Made	4 vs. Butler, 12/2/15
6, 3x (last at Memphis, 2/6/16)	FT Atts	6, 3x (last at Memphis, 2/6/16)
6 vs. Norfolk State, 12/15/15	FT Made	6 vs. Norfolk State, 12/15/15
8, 2x (last at Temple, 1/16/16)	Rebs	8, 2x (last at Temple, 1/16/16)
4, 3x (last at Temple, 1/16/16)	Assts	4, 3x (last at Temple, 1/16/16)
3 vs. Robert Morris, 11/15/15	Stls	3 vs. Robert Morris, 11/15/15
3, 2x (last at UConn, 1/18/16)	Blks	3, 2x (last at UConn, 1/18/16)
38, at Temple, 1/16/16	Mins	38, at Temple, 1/16/16

MISCELLANEOUS STATISTICS

CATEGORY	2015-16	CAREER
Double-Figure Scoring Games	7	7
Double-Figure Rebounding Games	0	0
Double-Double Games	0	0
20-Point Scoring Games	0	0
Games Led UC in Scoring	2	2
Games Led UC in Rebounding	1	1
Games Led UC in Assists	1	1
Games With 3+ Assists	6	6
Games With 3+ Blocks	2	2
Games With 3+ Steals	1	1
Games With 3+ Three-Pointers	2	2

GAME-BY-GAME STATISTICS

2015-16 (FRESHMAN SEASON)

Opponent	Date	gs	min	Total		3-Pointers		Free throws		Rebounds										
				fg-fa	pct	3fg-fa	pct	ft-fa	pct	off	def	tot	avg	pf	a	t/o	blk	stl	pts	avg
WESTERN CAROLINA	11/13/15	22	2-7	286	1-3	333	2-2	1.000	1	4	5	5.0	1	3	0	1	1	7	7.0	
ROBERT MORRIS	11/15/15	22	3-8	375	2-4	500	2-2	1.000	3	4	7	6.0	1	2	0	0	3	10	8.5	
at Bowling Green	11/18/15	21	3-7	429	2-3	667	2-2	1.000	2	1	3	5.0	0	1	0	2	2	10	9.0	
ARKANSAS-PINE BLUFF	11/22/15	23	1-7	143	0-4	.000	4-6	.667	0	4	4	4.8	0	0	0	1	1	6	8.3	
SE LOUISIANA	11/24/15	21	4-8	500	3-6	.500	4-4	1.000	1	5	6	5.0	1	1	2	0	0	15	9.6	
vs Nebraska	11/27/15	19	1-3	333	0-2	.000	2-2	1.000	0	7	7	5.3	1	4	1	0	0	4	8.7	
vs George Washington	11/28/15	15	1-5	200	1-2	.500	0-0	.000	0	1	2	4.9	1	1	3	1	0	3	7.9	
BUTLER	12/2/15	29	6-13	462	4-10	.400	0-0	.000	0	4	4	4.8	2	4	0	0	0	16	8.9	
MORGAN STATE	12/6/15	2	0-0	000	0-0	.000	0-0	.000	0	0	0	4.2	0	0	0	0	0	0	7.9	
at Xavier	12/12/15	18	2-5	400	0-2	.000	0-0	.000	1	1	2	4.0	1	1	1	2	0	4	7.5	
NORFOLK STATE	12/15/15	16	2-6	333	1-2	.500	6-6	1.000	2	0	2	3.8	1	1	0	0	1	11	7.8	
at VCU	12/19/15	29	2-7	286	1-4	.250	4-4	1.000	3	5	8	4.2	2	0	2	3	1	9	7.9	
IOWA STATE	12/22/15	26	4-8	500	2-5	.400	4-4	1.000	2	3	5	4.2	3	2	0	2	1	14	8.4	
TEMPLE	12/29/15	24	2-4	500	1-2	.500	2-2	1.000	3	2	5	4.3	0	2	1	0	0	7	8.3	
TULSA	1/2/16	16	1-3	333	0-2	.000	0-0	.000	0	3	3	4.2	4	2	1	1	1	2	7.9	
at SMU	01/07/16	29	2-6	333	0-2	.000	0-0	.000	1	4	5	4.3	3	3	0	1	0	4	7.6	
at USF	1/10/16	12	1-6	167	0-2	.000	0-0	.000	1	2	3	4.2	0	1	1	0	1	2	7.3	
HOUSTON	1/13/16	13	2-6	333	1-4	.250	0-0	.000	0	0	0	3.9	5	2	0	1	0	5	7.2	
at Temple	01/16/16	38	4-10	400	0-3	.000	0-0	.000	1	7	8	4.2	2	4	2	0	1	8	7.2	
MEMPHIS	01/21/16	20	1-4	250	0-2	.000	0-0	.000	0	2	2	4.1	1	1	0	0	1	2	7.0	
TULANE	01/24/16	24	2-5	400	1-3	.333	0-0	.000	3	4	7	4.2	2	3	0	1	2	5	7.9	
at UCONN	1/28/16	23	3-7	429	1-2	.500	0-0	.000	1	4	5	4.2	2	2	0	3	1	7	6.9	
USF	02/04/16	24	3-8	375	2-6	.333	3-4	.750	0	2	2	4.2	2	2	0	1	1	11	7.0	
at Memphis	2/6/16	29	1-9	111	0-3	.000	5-6	.833	2	1	3	4.1	2	1	0	1	1	7	7.0	
at UCF	2/9/16	13	2-4	500	2-2	1.000	0-0	.000	1	2	3	4.0	3	0	1	0	0	6	7.0	
Totals		2	528	55-156	.353	25-80	.313	40-44	.909	29	72	101	4.0	40	43	15	21	175	7.0	

CAREER STATISTICS

Season	gp-gs	min/avg	Total	fg-fga	pct	3-Point	fg-fga	pct	F-Throws	ft-fa	pct	Rebounds	off	def	tot	avg	Scoring	pts	avg
2015-16	25-2	528/21.1	55-156	.353	25-80	.313	40-44	.909	29	72	101	4.0	40	1	43	15	21	175	7.0
TOTAL	25-2	528/21.1	55-156	.353	25-80	.313	40-44	.909	29	72	101	4.0	40	1	43	15	21	175	7.0



#2 OCTAVIUS ELLIS

FORWARD • 6-10 • 235 • SENIOR • 1L • MEMPHIS, TENN. (TRINITY VALLEY COLLEGE [TEXAS])

AWARDS

- » Barclays Center Classic MVP (2015)
- » Preseason First Team American Athletic (2015-16)
- » Riley Wallace All-America Team (2014-15)
- » Second Team American Athletic Conference (2014-15)
- » American Athletic Conference Weekly Honor Roll (11/17/14, 11/24/14, 3/2/15, 11/16/15, 12/6/15, 1/18/16)

MOMENTS

- » Had a key tip-in and made two key free throws late to help secure a 61-56 win over George Washington in the championship game of the Barclays Center Classic (11/28/15)
- » Ranked as the only player in The American in 2014-15 to be listed among the top four leaders in field goal percentage (third at .557), blocks (third at 2.0) and rebounding (fourth at 7.2)
- » Scored a season-high 20 points on 7-of-10 shooting with eight rebounds against UCF (2/25/15)
- » Posted a team-high 19 points and game-high 11 rebounds against Memphis (3/8/15)

2015-16 Season (Senior): Notched 14 points, nine rebounds and three blocks at Temple (1/16) ... registered a double-double with 13 points and 13 rebounds, including eight offensive rebounds, against Houston (1/13) ... posted a game-high 13 points on 6-of-9 shooting with six rebounds at No. 12/13 Xavier ... registered a double-double with 16 points and 12 rebounds, making 8 of 10 free throws against Butler (12/2) ... named the MVP of the Barclays Center Classic after averaging 10.5 points and 8.0 rebounds in Brooklyn ... recorded 12 points, nine rebounds and two blocks, with a key tip-in and two free throws late against George Washington (11/28) ... posted double-double with 17 points and a game-high 10 rebounds in season opener (11/13).

2014-15 Season (Junior): Started all 34 games, averaging a team-high 9.9 points, 7.2 rebounds, 2.0 blocks and 1.3 assists in 28.7 minutes ... named to the Riley Wallace All-America Team and chosen as a finalist for the Riley Wallace Award given to the top transfer in Division I basketball ... tabbed an NABC Second Team All-District 25 selection ... named a second team all-conference pick by American Athletic Conference coaches ... selected to The American's Weekly Honor Roll three times (11/7, 11/24 and 3/2) ... ranked as the only player in The American to be listed among the top four leaders in field goal percentage (third at .557), blocks (third at 2.0) and rebounding (fourth at 7.2) ... ranked among the league leaders in offensive rebounds (third at 2.7) and defensive rebounds (tied for fourth 4.5) ... finished near the top of the conference in blocks (third at 2.1), field goal shooting percentage (third at .582) and rebounds (third at 7.3) during league play ... led the Bearcats in rebounding in 18 games, grabbing 10 or more boards eight times ... pulled down at least six rebounds in 24 of UC's 34 games ... led UC in scoring in a team-best 18 games ... averaged a team-high 11.1 points on 59.7 percent (40 of 67) shooting from the field during February ... scored a season-high 20 points on 7-of-10 shooting from the field to go with eight rebounds against UCF (2/25) ... registered three double-doubles on the season with 14 points and a season-high 14 rebounds against East Carolina (2/1), 14 points and a game-high 10 rebounds at Tulane (2/28) and a team-high 19 points and a game-high 11 rebounds against Memphis (3/8) ... recorded a season-high six blocks at UConn (1/10) ... posted at least one block in 28 of 34 games ... made 22 consecutive free throws (starting against Temple [1/17] before missing his first attempt at SMU [2/5]) ... named to Emerald Coast Classic All-Tournament Team.

Prior to Cincinnati: Played two seasons at Trinity Valley College in Athens, Texas ... averaged 14.8 points, 9.7 rebounds and 3.2 blocked shots as a redshirt sophomore during the 2013-14 season while being named First Team All-America by the National Junior College Athletic Association ... helped lead the Cardinals to their first NJCAA tournament appearance since 1999 while posting a 29-7 record ... attended Cincinnati during the 2011-12 academic year, playing a total of 25 minutes in



ALL-CONFERENCE CANDIDATE

SEASON & CAREER STATISTICS

2015-16 SEASON			CAREER		
17 vs. Western Carolina, 11/13/15	Pts	20 vs. UCF, 2/25/15			
12 vs. Butler, 12/2/15	FG Atts	12, 2x (last 12 vs. Butler, 12/2/15)			
8 vs. Western Carolina, 11/13/15	FG Made	8 vs. Western Carolina, 11/13/15			
0	3PT-FG Atts	1 vs. USF, 2/7/15			
0	3PT-FG Made	0			
14 vs. Ark.-Pine Bluff, 11/22/15	FT Atts	14 vs. Ark.-Pine Bluff, 11/22/15			
8, 2x (last vs. Butler, 12/2/15)	FT Made	10, vs. Morehead State, 11/19/14			
14 at UCF, 2/9/16	Rebs	14, 2x (last at UCF, 2/9/16)			
5 vs. Norfolk State, 12/15/15	Assts	5 vs. Norfolk State, 12/15/15			
4 vs. Western Carolina, 11/13/15	Stls	4 vs. Western Carolina, 11/13/15			
3, 4x (last at Temple, 1/16/16)	Blks	6 at UConn, 1/10/15			
33 at Temple, 1/16/16	Mins	40 - vs. San Diego State, 12/17/14			

MISCELLANEOUS STATISTICS


CATEGORY	2014-15	2015-16	CAREER
Double-Figure Scoring Games	18	15	33
Double-Figure Rebounding Games	8	5	13
Double-Double Games	3	4	7
20-Point Scoring Games	1	0	1
Games Led UC in Scoring	6	3	9
Games Led UC in Rebounding	18	9	27
Games Led UC in Assists	6	0	6
Games With 3+ Assists	4	1	5
Games With 3+ Blocks	14	4	18
Games With 3+ Steals	2	1	3
Games With 3+ Three-Pointers	0	0	0

three games, averaging 2.3 points and 1.7 rebounds ... suffered a broken hand in November 2011 and sat out the rest of the season ... later received a medical hardship for the year ... averaged 15 points and 10 rebounds as a senior at Whitehaven High School ... tabbed an all-conference selection, averaging 16.8 points, 7.8 rebounds, 2.2 blocks and 2.1 assists as a junior ... rated as a three-star recruit by Rivals.com and Scout.com.

Personal: Born March 10, 1993 in Memphis, Tennessee ... son of Jerrell Horne, a former basketball player at the University of Memphis (1993 & 1994) ... cousin of NBA player Monta Ellis (currently playing with the Indiana Pacers) ... guardian is Flossie Ellis ... has two sisters, Nissa and Dawn Ellis ... right-handed.

CAREER STATISTICS

			Total		3-Point		F-Throws		Rebounds										Scoring	
Season	gp-gs	min/avg	fg-fga	pct	fg-fga	pct	ft-fa	pct	off	def	tot	avg	pf	fo	ast	to	blk	stl	pts	avg
2011-12	3-0	25/8.3	2-5	.400	0-0	.000	3-4	.750	1	4	5	1.7	1	0	1	3	2	2	7	2.3
2014-15	34-34	975/28.7	122-219	.557	0-1	.000	93-135	.689	93	152	245	7.2	90	3	44	76	67	28	337	9.9
2015-16	25-24	596/23.8	89-158	.563	0-0	.000	65-96	.677	64	107	171	6.8	70	2	24	48	33	24	243	9.7
TOTAL	62-58	1596/25.7	213-382	.558	0-1	.000	161-235	.685	158	263	421	6.8	161	5	69	127	102	54	587	9.5



#2 OCTAVIUS ELLIS

FORWARD • 6-10 • 235 • SENIOR • 1L • MEMPHIS, TENN. (TRINITY VALLEY COLLEGE [TEXAS])

GAME-BY-GAME STATISTICS

2015-16 (SENIOR SEASON)

Opponent	Date	gs	min	Total		3-Pointers		Free throws		Rebounds			pf	a	t/o	blk	stl	pts	avg		
				fg-fga	pct	3fg-fga	pct	ft-fa	pct	off	def	tot									
WESTERN CAROLINA	11/13/15	*	24	8-11	.727	0-0	.000	1-2	.500	4	6	10	10.0	2	1	3	2	4	17	17.0	
ROBERT MORRIS	11/15/15	*	19	4-5	.800	0-0	.000	2-3	.667	0	3	3	6.5	2	0	1	3	1	10	13.5	
at Bowling Green	11/18/15	*	21	2-6	.333	0-0	.000	0-1	.000	3	6	9	7.3	4	0	1	0	0	4	10.3	
ARKANSAS-PINE BLUFF	11/22/15	*	22	2-4	.500	0-0	.000	8-14	.571	2	3	5	6.8	1	1	2	2	2	12	10.8	
SE LOUISIANA	11/24/15	*	21	2-6	.333	0-0	.000	2-2	1.000	3	6	9	7.2	4	2	1	0	1	6	9.8	
vs Nebraska	11/27/15	*	24	4-9	.444	0-0	.000	4-8	.500	7	2	9	7.5	2	2	3	2	0	12	10.2	
vs George Washington	11/28/15	*	29	3-4	.750	0-0	.000	3-4	.750	1	6	7	7.4	0	0	2	0	0	9	10.0	
BUTLER	12/2/15	*	27	4-4	1.000	0-0	.000	8-10	.800	3	9	12	8.0	4	2	4	3	0	16	10.8	
MORGAN STATE	12/6/15	*	21	6-7	.857	0-0	.000	1-2	.500	1	4	5	7.7	1	1	2	2	1	13	11.0	
at Xavier	12/12/15	*	28	6-9	.667	0-0	.000	1-5	.200	2	4	6	7.5	2	2	5	2	1	13	11.2	
NORFOLK STATE	12/15/15	*	26	1-3	.333	0-0	.000	3-6	.500	3	8	11	7.8	1	5	1	3	2	5	10.6	
at VCU	12/19/15	*	20	0-3	.000	0-0	.000	4-6	.667	3	4	7	7.8	5	1	2	0	0	4	10.1	
IOWA STATE	12/22/15	*	27	4-6	.667	0-0	.000	1-2	.500	3	5	8	7.8	2	0	2	1	0	9	10.0	
TEMPLE	12/29/15	*	26	4-6	.667	0-0	.000	4-5	.800	3	4	7	7.7	3	0	0	0	1	12	10.1	
TULSA	12/16	*	16	2-3	.667	0-0	.000	2-3	.667	1	2	3	7.4	3	0	2	1	2	6	9.9	
at SMU	01/07/16	*	14	0-2	.000	0-0	.000	2-2	1.000	1	0	1	7.0	4	0	1	1	0	2	9.4	
at USF	1/10/16	*	24	4-7	.571	0-0	.000	2-3	.667	1	1	2	6.7	3	0	1	1	1	10	9.4	
HOUSTON	1/13/16	*	28	5-10	.500	0-0	.000	3-4	.750	8	5	13	7.1	4	2	1	1	1	13	9.6	
at Temple	01/16/16	*	33	4-7	.571	0-0	.000	6-6	1.000	3	6	9	7.2	5	0	3	3	0	14	9.8	
MEMPHIS	01/21/16	*	27	5-10	.500	0-0	.000	0-0	.000	2	1	3	7.0	4	0	2	2	2	10	9.9	
TULANE	01/24/16	*	13	3-5	.600	0-0	.000	2-2	1.000	0	3	3	6.8	2	1	2	0	0	8	9.8	
at UCONN	12/8/16	*	31	4-8	.500	0-0	.000	2-2	1.000	1	6	7	6.8	2	1	2	2	1	10	9.8	
USF	02/04/16	*	23	4-5	.800	0-0	.000	2-2	1.000	1	1	2	6.6	4	2	2	1	1	10	9.8	
at Memphis	2/6/16	*	23	4-8	.500	0-0	.000	0-0	.000	2	4	6	6.5	4	0	1	1	1	8	9.7	
at UCF	2/9/16	*	29	4-10	.400	0-0	.000	2-2	1.000	6	8	14	6.8	2	1	2	0	2	10	9.7	
Totals			24	596	89-158	.563	0-0	.000	65-96	.677	64	107	171	6.8	70	24	48	33	24	243	9.7

2014-15 (JUNIOR SEASON)

Opponent	Date	gs	min	Total		3-Pointers		Free throws		Rebounds			pf	a	t/o	blk	stl	pts	avg		
				fg-fga	pct	3fg-fga	pct	ft-fa	pct	off	def	tot								avg	
SAINT FRANCIS	11/14/14	*	32	5-8	.625	0-0	.000	3-5	.600	1	7	8	8.0	4	2	4	2	3	13	13.0	
MOREHEAD STATE	11/19/14	*	30	3-5	.600	0-0	.000	10-13	.769	3	4	7	7.5	4	0	1	3	0	16	14.5	
EASTERN ILLINOIS	11/23/14	*	32	3-6	.500	0-0	.000	1-2	.500	5	8	13	9.3	1	1	4	1	7	12	12.0	
N.C. CENTRAL	11/25/14	*	31	3-4	.750	0-0	.000	5-7	.714	4	4	8	9.0	4	2	2	2	0	11	11.8	
vs Middle Tennessee	11/28/14	*	28	1-3	.333	0-0	.000	1-3	.333	3	6	9	9.0	2	2	0	3	0	3	10.0	
vs Ole Miss	11/29/14	*	30	5-6	.833	0-0	.000	3-7	.429	4	3	7	8.7	3	0	2	3	0	13	10.5	
STONY BROOK	12/02/14	*	13	2-5	.400	0-0	.000	1-2	.500	1	2	3	7.9	2	1	1	1	0	5	9.7	
at Nebraska	12/13/14	*	33	2-4	.500	0-0	.000	2-5	.400	2	7	9	8.0	2	1	5	2	0	6	9.3	
SAN DIEGO STATE	12/17/14	*	40	3-5	.600	0-0	.000	2-2	1.000	5	4	9	8.1	4	1	4	4	2	8	9.1	
VCU	12/20/14	*	33	5-8	.625	0-0	.000	2-2	1.000	2	5	7	8.0	1	0	2	3	2	12	9.4	
WAGNER	12/23/14	*	22	4-5	.800	0-0	.000	2-2	1.000	0	1	1	7.4	2	3	1	3	0	10	9.5	
at NC State	12-30-14	*	26	3-5	.600	0-0	.000	5-6	.833	2	5	7	7.3	5	3	3	1	2	11	9.6	
SMU	01/03/15	*	33	6-7	.857	0-0	.000	0-0	.000	2	3	5	7.2	1	1	2	1	3	12	9.8	
EAST CAROLINA	01/06/15	*	28	4-9	.444	0-0	.000	4-4	1.000	4	5	9	7.3	0	1	2	3	0	12	9.9	
at UConn	1/10/15	*	30	3-6	.500	0-0	.000	1-1	1.000	2	4	6	7.2	3	1	4	6	1	7	9.7	
at Memphis	1/15/15	*	21	1-5	.200	0-0	.000	0-1	.000	0	3	3	6.9	5	1	3	1	0	2	9.3	
TEMPLE	01/17/15	*	26	3-8	.375	0-0	.000	7-7	1.000	2	3	5	6.8	2	2	3	1	1	13	9.5	
HOUSTON	01/21/15	*	33	3-3	1.000	0-0	.000	5-5	1.000	4	1	5	6.7	1	2	2	1	0	11	9.6	
at UCF	01/25/15	*	33	3-6	.500	0-0	.000	2-2	1.000	4	6	10	6.9	3	2	1	2	0	8	9.5	
UConn	01/29/15	*	21	0-1	.000	0-0	.000	4-4	1.000	2	2	4	6.8	4	2	3	0	1	4	9.2	
at East Carolina	02/01/15	*	32	5-6	.833	0-0	.000	4-4	1.000	5	9	14	7.1	3	2	3	3	1	14	9.4	
at SMU	02/05/15	*	36	1-2	.500	0-0	.000	4-6	.667	3	4	7	7.1	2	2	1	4	0	6	9.3	
USF	02/07/15	*	29	4-7	.571	0-1	.000	0-2	.000	3	7	10	7.2	1	3	1	3	2	8	9.2	
at Temple	02/10/15	*	31	2-4	.500	0-0	.000	4-8	.500	2	4	6	7.2	4	1	4	1	2	8	9.2	
TULANE	02/14/15	*	33	7-12	.583	0-0	.000	1-2	.500	2	4	6	7.1	1	0	2	3	0	15	9.4	
XAVIER	02/18/15	*	29	5-11	.455	0-0	.000	1-2	.500	2	2	4	7.0	4	0	1	1	2	11	9.5	
at Houston	2/21/15	*	10	2-4	.500	0-0	.000	0-0	.000	0	1	1	6.8	1	1	1	0	0	4	9.3	
UCF	02/25/15	*	29	7-10	.700	0-0	.000	6-8	.750	3	5	8	6.8	2	3	0	1	2	20	9.6	
at Tulane	02/28/15	*	27	7-11	.636	0-0	.000	0-0	.000	3	7	10	6.9	4	2	1	0	0	14	9.8	
at Tulsa	03/04/15	*	33	2-6	.333	0-0	.000	3-4	.750	3	10	13	7.1	2	1	5	4	0	7	9.7	
MEMPHIS	03/08/15	*	33	6-7	.857	0-0	.000	7-9	.778	6	5	11	7.3	3	1	2	0	0	19	10.0	
vs UConn	3/13/15	*	33	5-10	.500	0-0	.000	1-4	.250	2	5	7	7.3	2	0	3	0	0	11	10.0	
vs Purdue	3/19/15	*	18	3-10	.300	0-0	.000	1-3	.333	2	1	3	7.1	3	0	4	1	2	7	9.9	
vs Kentucky	3/21/15	*	27	4-10	.400	0-0	.000	1-3	.333	5	5	10	7.2	5	0	2	0	1	9	9.9	
Totals			34	975	122-219	.557	0-1	.000	93-135	.689	93	152	245	7.2	90	44	76	67	28	337	9.9

2011-12 (FRESHMAN SEASON - RECEIVED MEDICAL HARDSHIP)

Opponent	Date	gs	min	Total		3-Pointers		Free throws		Rebounds			pf	a	t/o	blk	stl	pts	avg
				fg-fga	pct	3fg-fga	pct	ft-fa	pct	off	def	tot							
ALABAMA STATE	11/13/11	11	2-2	1.000	0-0	.000	2-2	1.000	1	1	2	2.0	0	0	0	2	1	6	6.0
JACKSONVILLE STATE	11/15/11	5	0-1	.000	0-0	.000	0-0	.000	0	0	1	0	1	0	0	1	0	3	3.0
NORTHWESTERN STATE	11/21/11	9	0-2	.000	0-0	.000	1-2	.500	0	3	3	1.7	1	0	3	0	0	1	2.3
Totals		0	25	2-5	.400	0-0	.000	3-4	.750	1	4	5	1.7	1	1	3	2	7	2.3



#3 JUSTIN JENIFER

GUARD • 5-10 • 175 • FRESHMAN • HS • BALTIMORE, MD. (MILFORD MILL ACADEMY)

MOMENTS

» Scored 11 points and dished out nine assists in 16 minutes against Robert Morris (11/15/15)

2015-16 Season (Freshman): Tallied seven points to go with two assists in eight minutes vs. Tulsa (1/2) ... scored eight points with a pair of threes and two steals against Arkansas-Pine Bluff (11/22) ... posted a career-high 11 points and nine assists in 16 minutes vs. Robert Morris (11/15) ... tallied seven points and three rebounds in collegiate debut (11/13).

Prior to Cincinnati: Earned Baltimore Sun All-Metro second-team honors while averaging 17.3 points, 7.0 assists and 3.0 rebounds as a senior at Milford Mills Academy ... scored 30 or more points three times, including a 40-point effort during his final year, guiding the Millers to a 15-8 overall mark and an appearance at the regional finals ... tabbed a Gatorade Player of the Year nominee as a senior ... scored more than 1,000 points during his career ... helped his squad advance to the Maryland Class 3A state semifinals as a junior, averaging 18 points and 13 assists during the year ... claimed Baltimore Sun All-Metro first-team honors and was tabbed co-Baltimore County Player of the Year while posting double figures in every game and registered 12 double-doubles as a junior ... saw his team post a 26-2 record and win the state championship as a sophomore, tallying 17 points, seven assists and seven rebounds in the title game ... earned Baltimore Sun All-Metro second-team accolades as a sophomore ... named most valuable player at the 2013 Mary Kline Classic, posting 23 points and 10 assists.

Personal: Born December 4, 1995 in Baltimore, Maryland ... son of Kisha Hull and Howard Jenifer ... has one sister, Raeshawnda ... left-handed.

SEASON & CAREER STATISTICS

2015-16 SEASON

	Pts	CAREER
11 vs. Robert Morris, 11/15/15	11	11 vs. Robert Morris, 11/15/15
6, 4x (last vs. Tulane, 1/24/16)	FG Atts	6, 4x (last vs. Tulane, 1/24/16)
3, 3x (last vs. Ark.-Pine Bluff, 11/22/15)	FG Made	3, 3x (last vs. Ark.-Pine Bluff, 11/22/15)
4, 2x (last vs. Tulane, 1/24/16)	3PT-FG Atts	4, 2x (last vs. Tulane, 1/24/16)
2 vs. Ark.-Pine Bluff, 11/22/15	3PT-FG Made	2 vs. Ark.-Pine Bluff, 11/22/15
6 vs. Robert Morris, 11/15/15	FT Atts	6 vs. Robert Morris, 11/15/15
6 vs. Robert Morris, 11/15/15	FT Made	6 vs. Robert Morris, 11/15/15
3 vs. Western Carolina, 11/13/15	Rebs	3 vs. Western Carolina, 11/13/15
9 vs. Robert Morris, 11/15/15	Assts	9 vs. Robert Morris, 11/15/15
3, 2x (last vs. USF, 2/4/16)	Stls	3, 2x (last vs. USF, 2/4/16)
0	Blks	0
19, 2x (last vs. Ark.-Pine Bluff, 11/22/15)	Mins	19, 2x (last vs. Ark.-Pine Bluff, 11/22/15)

MISCELLANEOUS STATISTICS

CATEGORY	2015-16	CAREER
Double-Figure Scoring Games	1	1
Double-Figure Rebounding Games	0	0
Double-Double Games	0	0
20-Point Scoring Games	0	0
Games Led UC in Scoring	0	0
Games Led UC in Rebounding	0	0
Games Led UC in Assists	1	1
Games With 3+ Assists	2	2
Games With 3+ Blocks	0	0
Games With 3+ Steals	2	2
Games With 3+ Three-Pointers	0	0

GAME-BY-GAME STATISTICS

2015-16 (FRESHMAN SEASON)

Opponent	Date	gs	min	fg-fga	pct	3fg-fga	pct	ft-fa	pct	off	def	tot	avg	pf	a	to	blk	stl	pts	avg
WESTERN CAROLINA	11/13/15	13	3-5	.600	1-2	.500	0-0	.000	0	3	3	3.0	2	0	3	0	0	7	7.0	
ROBERT MORRIS	11/15/15	16	2-2	1.000	1-1	1.000	6-6	1.000	0	2	2	2.5	1	9	1	0	1	11	9.0	
at Bowling Green	11/18/15	19	3-6	.500	1-3	.333	0-2	.000	0	1	1	2.0	1	2	1	0	3	7	8.3	
ARKANSAS-PINE BLUFF	11/22/15	19	3-6	.500	2-4	.500	0-0	.000	0	1	1	1.8	3	2	2	0	2	8	8.3	
SE LOUISIANA	11/24/15	7	1-1	1.000	1-1	1.000	0-0	.000	0	0	0	1.4	0	1	1	0	0	3	7.2	
vs Nebraska	11/27/15	11	0-2	.000	0-1	.000	0-0	.000	0	0	0	1.2	1	2	1	0	0	0	6.0	
vs George Washington	11/28/15	7	0-2	.000	0-1	.000	0-0	.000	0	2	2	1.3	1	1	1	0	0	0	5.1	
BUTLER	12/2/15	5	0-1	.000	0-1	.000	1-2	.500	0	0	0	1.1	0	1	1	0	1	1	4.6	
MORGAN STATE	12/6/15	13	2-6	.333	0-2	.000	2-3	.667	0	0	0	1.0	2	3	0	0	2	6	4.8	
at Xavier	12/12/15	4	0-1	.000	0-1	.000	0-0	.000	0	0	0	0.9	0	1	0	0	0	0	4.3	
NORFOLK STATE	12/15/15	13	1-3	.333	1-2	.500	0-0	.000	0	1	1	0.9	1	0	1	0	0	3	4.2	
at VCU	12/19/15	3	0-2	.000	0-0	.000	0-0	.000	0	0	0	0.8	0	1	0	0	0	0	3.8	
IOWA STATE	12/22/15	2	0-1	.000	0-1	.000	0-0	.000	0	0	0	0.8	0	1	0	0	0	0	3.5	
TEMPLE	12/29/15	4	1-1	1.000	0-0	.000	0-0	.000	0	0	0	0.7	0	0	0	0	0	2	3.4	
TULSA	1/2/16	8	2-3	.667	1-1	1.000	2-2	1.000	0	0	0	0.7	1	2	0	0	0	7	3.7	
at USF	1/10/16	9	0-1	.000	0-0	.000	0-0	.000	0	0	0	0.6	1	1	0	0	0	0	3.4	
HOUSTON	1/13/16	7	1-1	1.000	0-0	.000	0-0	.000	0	1	1	0.6	0	0	0	0	1	2	3.4	
at Temple	01/16/16	2	0-0	.000	0-0	.000	0-0	.000	0	1	1	0.7	0	0	2	0	0	0	3.2	
TULANE	01/24/16	18	2-6	.333	2-4	.500	0-0	.000	1	1	2	0.7	0	2	1	0	0	6	3.3	
USF	02/04/16	11	0-2	.000	0-1	.000	2-2	1.000	0	1	1	0.8	1	1	0	0	3	2	3.3	
at Memphis	2/6/16	1	0-0	.000	0-0	.000	0-0	.000	0	0	0	0.7	0	0	1	0	0	0	3.1	
at UCF	2/9/16	3	0-2	.000	0-2	.000	0-0	.000	1	0	1	0.7	0	0	0	0	0	0	3.0	
Totals		0	195	21-54	.389	10-28	.357	13-17	.765	2	14	16	0.7	15	30	16	0	13	65	3.0

CAREER STATISTICS

Season	gp-gs	min/avg	Total fg-fga	pct	3-Point fg-fga	pct	F-Throws ft-fa	pct	Rebounds off	def	tot	avg	pf	fo	ast	to	blk	stl	Scoring pts	avg
2015-16	22-0	195/8.9	21-54	.389	10-28	.357	13-17	.765	2	14	16	0.7	15	0	30	16	0	13	65	3.0
TOTAL	22-0	195/8.9	21-54	.389	10-28	.357	13-17	.765	2	14	16	0.7	15	0	30	16	0	13	65	3.0



#10 TROY CAUPAIN

GUARD • 6-4 • 205 • JUNIOR • 2L • MIDLOTHIAN, VA. (COSBY HIGH SCHOOL)



ALL-CONFERENCE CANDIDATE

AWARDS

- » Barclays Center Classic All-Tourney Team (2015)
- » Preseason First Team American Athletic Conference (2015-16)
- » American Athletic Conference Honorable Mention All-Conference (2014-15)
- » American Athletic Conference Weekly Honor Roll (1/19/14 & 1/26/15)

MOMENTS

- » Netted a career-high 25 points on 9-16 shooting, making four free throws in the final 1:08 in 76-72 win over Memphis (1/21/16)
- » Converted a three-point play and two free throws late to help secure a 61-56 win over George Washington in the championship game of the Barclays Center Classic (11/28/15)
- » Made a layup as time expired, forcing overtime in Cincinnati's 66-65 win over Purdue in the second round of the 2015 NCAA Tournament
- » Shot a league-best 46.5 percent from three-point range during conference play (20 of 43) in 2014-15

2015-16 Season (Junior): Scored 17 points with six assists at Memphis (2/6) ... registered his first career double-double with a game-high 18 points and career-high 10 assists against USF (2/4) ... handed out nine assists without a turnover against Tulane (1/24) ... poured in a career-high 25 points on 9-of-16 shooting, making four free throws in the final 1:08 in win over Memphis (1/21) ... tallied a team-high 14 points with four threes, six rebounds and three steals at USF (1/10) ... scored 19 points on 7-of-16 shooting with seven assists against Temple (12/29/15) ... posted a team-high 18 points with four assists against No. 11 Iowa State (12/22) ... scored a game-high 15 points with four assists against his hometown team, VCU (12/19) ... named to the Barclays Center Classic All-Tournament Team after averaging 16.5 points and hitting six threes in two games in Brooklyn ... scored 15 points with a pair of threes, four assists and two steals against SE Louisiana (11/24) ... handed out nine assists with one turnover to go with three steals vs. Robert Morris (11/15).

2014-15 Season (Sophomore): Started 33 of 34 games, averaging 9.6 points, 3.6 rebounds and a team-high 3.6 assists in a team-best 31.3 minutes ... named American Athletic Conference Honorable Mention All-Conference by the league's coaches ... named twice to The American Weekly Honor Roll (1/19 and 1/26) ... scored in double figures in 17 games ... led the Bearcats in assists in 22 of 34 games ... ranked among the league leaders in free-throw percentage (sixth at .788), assist-to-turnover ratio (sixth at 1.7-to-1), assists (10th at 3.6), steals (12th at 1.2) and field goal percentage (15th at .444) ... listed among The American leaders in three-point field goal percentage (first at .465) and field goal percentage (10th at .491) during league play ... scored a career-high 20 points on 8-of-9 shooting from the field against UConn (1/29) ... had 14 points with a trio of threes at No. 23 SMU (2/5) ... forced overtime with a running layup at the buzzer at the end of regulation in UC's 66-65 NCAA tournament second-round win over Purdue (3/19), finishing with 10 points in 38 minutes ... handed out a season-high seven assists without a turnover against Temple (1/17) ... dished out at least one assist in 33 of 34 games ... made 23 consecutive free throws dating back to VCU (12/20) until missing his first attempt against UCF (1/25) ... member of UC's Student-Athlete Advisory Board.

2013-14 Season (Freshman): Played in all 34 games without a start, averaging 5.4 points, 2.3 rebounds and 2.2 assists in 19.1 minutes ... ranked second on the team in free-throw shooting (78.4 percent) and assists (76) and third in three-point shooting (32.8 percent) ... produced a 2.04-to-1 assist-to-turnover ratio during conference play ... handed out a season-high nine assists with only two turnovers at Temple (1/26) ... dished out six assists with no turnovers at UCF (2/19) ... tallied a season-high 15 points with a trio of three-pointers and 6-of-6 shooting from the free-throw line against USC Upstate (12/3) ... scored 14 points on 5-of-6 shooting with two three-pointers against Rutgers (1/11) ... grabbed a season-best six rebounds at USF (1/18) ...

SEASON & CAREER STATISTICS

2015-16 SEASON

		CAREER
25 vs. Memphis, 1/21/16	Pts	25 vs. Memphis, 1/21/16
16, 2x (last vs. Memphis, 1/21/16)	FG Atts	16, 2x (last vs. Memphis, 1/21/16)
9 vs. Memphis, 1/21/16	FG Made	9 vs. Memphis, 1/21/16
9 at Xavier, 12/12/15	3PT-FG Atts	9 at Xavier, 12/12/15
4, 3x (last vs. USF, 2/4/16)	3PT-FG Made	4, 3x (last vs. USF, 2/4/16)
6, 4x, (last at UCF, 2/9/16)	FT Atts	11 vs. Morehead State, 11/19/14
6 vs. Memphis, 1/21/16	FT Made	8 vs. Morehead State, 11/19/14
6 at USF, 1/10/16	Rebs	6, 6x (last at USF, 1/10/16)
10 vs. USF, 2/4/16	Assts	10 vs. USF, 2/4/16
5 at UCF, 2/9/16	Stls	5, 2x (last at UCF, 2/9/16)
2 vs. USF, 2/4/16	Blks	2, 2x (last vs. USF, 2/4/16)
39 at Memphis, 2/6/16	Mins	45 at Nebraska, 12/13/14

MISCELLANEOUS STATISTICS

CATEGORY	2013-14	2014-15	2015-16	CAREER
Double-Figure Scoring Games	5	17	13	35
Double-Figure Rebounding Games	0	0	0	0
Double-Double Games	0	0	1	1
20-Point Scoring Games	0	1	1	2
Games Led UC in Scoring	1	9	11	21
Games Led UC in Rebounding	1	0	0	1
Games Led UC in Assists	9	22	21	52
Games With 3+ Assists	11	22	19	52
Games With 3+ Blocks	0	0	0	0
Games With 3+ Steals	1	3	3	7
Games With 3+ Three-Pointers	1	2	4	7

scored in double figures five times and led the Bearcats in assists in nine games ... handed out three or more assists in 11 games.

Prior to Cincinnati: Played three seasons at Cosby High School in Midlothian, Virginia, where he finished as the school's leader in career rebounds (347) and assists (230) while ranking second in career points (1,449) ... averaged 26.0 points, 15.1 rebounds and 3.5 assists during his senior season, helping the Titans to a 26-6 record and a district championship ... scored a career-high 48 points against Matoaca High School as a senior ... named a two-time Dominican District player of the year ... tabbed the Central Region player of the year and earned first team all-state honors ... named a Top 50 shooting guard by 247Sports.com ... coached by Ron Carr.

Personal: Born Nov. 29, 1995 in New York, New York ... son of Renee and Troy Caupain Sr. ... right-handed ... last name pronounced "co-PAIN."

CAREER STATISTICS

Season	gp-gs	min/avg	Total		3-Point		F-Throws		Rebounds				Scoring						
			fg-fga	pct	fg-fga	pct	ft-fga	pct	off	def	tot	avg	pts	fo	ast	to	blk	stl	avg
2013-14	34-0	649/19.1	54-142	.380	19-58	.328	58-74	.784	13	66	79	2.3	185	0	76	42	2	31	5.4
2014-15	34-33	1065/31.3	107-241	.444	31-76	.408	82-104	.788	17	105	122	3.6	327	1	121	72	6	41	9.6
2015-16	25-25	789/31.6	97-258	.376	38-118	.322	56-72	.778	8	73	81	3.2	288	0	118	47	10	31	11.5
TOTAL	93-58	2503/26.9	258-641	.402	88-252	.349	196-250	.784	38	244	282	3.0	800	1	315	161	18	103	8.6



#10 TROY CAUPAIN

GUARD • 6-4 • 205 • JUNIOR • 2L • MIDLOTHIAN, VA. (COSBY HIGH SCHOOL)

GAME-BY-GAME STATISTICS

2015-16 (JUNIOR SEASON)

Opponent	Date	gs	min	Total		3-Pointers		Free throws		Rebounds				pf	a	t/o	avg	pts	avg		
				fg-fga	pct	3fg-fga	pct	ft-fa	pct	off	def	tot	avg								
WESTERN CAROLINA	11/13/15	*	27	2-2	1.000	0-0	.000	2-4	.500	0	3	3	3.0	0	3	3	0	2	6	6.0	
ROBERT MORRIS	11/15/15	*	24	1-3	.333	1-3	.333	3-4	.750	0	2	2	2.5	2	9	1	0	3	6	6.0	
at Bowling Green	11/18/15	*	18	3-7	.429	1-4	.250	0-0	.000	0	4	4	3.0	4	4	1	0	2	7	6.3	
ARKANSAS-PINE BLUFF	11/22/15	*	21	2-4	.500	1-3	.333	2-2	1.000	0	1	1	2.5	0	4	0	0	1	7	6.5	
SE LOUISIANA	11/24/15	*	34	5-11	.455	2-7	.286	3-5	.600	0	2	2	2.4	0	4	0	1	2	15	8.2	
vs Nebraska	11/27/15	*	29	5-11	.455	4-8	.500	3-4	.750	0	3	3	2.5	2	1	0	1	0	17	9.7	
vs George Washington	11/28/15	*	33	5-14	.357	2-6	.333	4-4	1.000	0	2	2	2.4	1	2	2	1	2	16	10.6	
BUTLER	12/2/15	*	33	4-8	.500	2-4	.500	2-3	.667	0	3	3	2.5	3	6	3	0	0	12	10.8	
MORGAN STATE	12/6/15	*	34	3-14	.214	0-8	.000	0-0	.000	0	5	5	2.8	0	5	0	0	0	6	10.2	
at Xavier	12/12/15	*	36	3-10	.300	2-9	.222	2-2	1.000	0	3	3	2.8	0	6	2	0	0	10	10.2	
NORFOLK STATE	12/15/15	*	32	1-5	.200	1-3	.333	2-4	.500	0	4	4	2.9	0	6	1	1	2	5	9.7	
at VCU	12/19/15	*	37	5-11	.455	1-3	.333	4-4	1.000	0	2	2	2.8	1	4	2	0	0	15	10.2	
IOWA STATE	12/22/15	*	34	6-14	.429	1-4	.250	5-6	.833	1	4	5	3.0	1	4	1	0	0	18	10.8	
TEMPLE	12/29/15	*	36	7-16	.438	1-4	.250	4-4	1.000	1	2	3	3.0	3	7	2	0	1	19	11.4	
TULSA	12/16	*	31	3-9	.333	2-4	.500	0-0	.000	1	2	3	3.0	2	7	3	1	0	8	11.1	
at SMU	01/07/16	*	37	4-14	.286	1-4	.250	0-0	.000	0	1	1	2.9	2	4	2	1	2	9	11.0	
at USF	11/10/16	*	31	5-14	.357	4-9	.444	0-0	.000	1	5	6	3.1	2	2	3	0	3	14	11.2	
HOUSTON	11/13/16	*	32	0-10	.000	0-4	.000	1-2	.500	1	3	4	3.1	1	5	3	1	0	1	10.6	
at Temple	01/16/16	*	31	5-15	.333	0-3	.000	4-6	.667	1	3	4	3.2	3	1	3	0	0	14	10.8	
MEMPHIS	01/21/16	*	36	9-16	.563	1-2	.500	6-6	1.000	0	3	3	3.2	0	4	3	0	2	25	11.5	
TULANE	01/24/16	*	22	3-5	.600	2-3	.667	0-1	.000	0	1	1	3.0	1	9	0	0	0	8	11.3	
at UCONN	12/8/16	*	36	3-11	.273	2-5	.400	0-0	.000	1	3	4	3.1	2	0	4	1	2	8	11.2	
USF	02/04/16	*	29	6-11	.545	4-7	.571	2-2	1.000	0	4	4	3.1	1	10	3	2	1	18	11.5	
at Memphis	2/6/16	*	39	6-12	.500	3-8	.375	2-3	.667	1	4	5	3.2	1	6	2	0	1	17	11.7	
at UCF	2/9/16	*	37	1-11	.091	0-3	.000	5-6	.833	0	4	4	3.2	3	5	3	0	5	7	11.5	
Totals			25	789	97-258	376	38-118	322	56-72	.778	8	73	81	3.2	35	118	47	10	31	288	11.5

2014-15 (SOPHOMORE SEASON)

Opponent	Date	gs	min	Total		3-Pointers		Free throws		Rebounds				pf	a	t/o	blk	stl	pts	avg	
				fg-fga	pct	3fg-fga	pct	ft-fa	pct	off	def	tot	avg								
SAINT FRANCIS	11/14/14	*	27	2-2	1.000	0-0	.000	4-4	1.000	0	2	2	2.0	3	4	3	1	1	8	8.0	
MOREHEAD STATE	11/19/14	*	31	2-7	.286	1-2	.500	8-11	.727	1	4	5	3.5	1	6	1	0	0	13	10.5	
EASTERN ILLINOIS	11/23/14	*	36	8-13	.615	1-2	.500	0-0	.000	0	6	6	4.3	1	1	4	0	0	17	12.7	
N.C. CENTRAL	11/25/14	*	27	1-7	.143	0-3	.000	2-2	1.000	0	2	2	3.8	1	0	0	0	1	4	10.5	
vs Middle Tennessee	11/28/14	*	24	3-6	.500	1-3	.333	4-5	.800	0	2	2	3.4	1	1	1	0	1	11	10.6	
vs Ole Miss	11/29/14	*	23	1-6	.167	1-3	.333	0-0	.000	2	2	4	3.5	2	1	5	0	0	3	9.3	
STONY BROOK	12/02/14	*	26	3-5	.600	2-4	.500	2-2	1.000	0	3	3	3.4	1	6	1	0	0	10	9.4	
at Nebraska	12/13/14	*	45	5-13	.385	0-1	.000	3-3	1.000	2	2	4	3.5	2	6	2	0	5	13	9.9	
SAN DIEGO STATE	12/17/14	*	30	3-9	.333	0-1	.000	6-9	.667	1	3	4	3.6	0	4	2	0	2	12	10.1	
VCU	12/20/14	*	36	0-5	.000	0-2	.000	2-2	1.000	0	6	6	3.8	0	6	3	0	0	2	9.3	
WAGNER	12/23/14	*	19	2-4	.500	0-0	.000	2-2	1.000	0	3	3	3.7	3	3	4	1	1	6	9.0	
at NC State	12-30-14	*	32	5-8	.625	1-1	1.000	2-2	1.000	1	3	4	3.8	4	2	2	0	2	13	9.3	
SMU	01/03/15	*	32	1-3	.333	1-3	.333	4-4	1.000	1	3	4	3.8	2	4	3	0	1	7	9.2	
EAST CAROLINA	01/06/15	*	30	4-6	.667	2-3	.667	0-0	.000	0	4	4	3.8	0	6	2	0	1	10	9.2	
at UConn	1/10/15	*	34	6-15	.400	2-6	.333	0-0	.000	2	3	5	3.9	2	3	0	0	3	14	9.5	
at Memphis	1/15/15	*	32	4-8	.500	1-2	.500	5-5	1.000	1	2	3	3.8	2	3	3	0	1	14	9.8	
TEMPLE	01/17/15	*	32	2-5	.400	1-1	1.000	4-4	1.000	0	0	0	3.6	0	7	0	0	1	9	9.8	
HOUSTON	01/21/15	*	35	4-6	.667	3-5	.600	2-2	1.000	0	3	3	3.6	2	6	3	0	3	13	9.9	
at UCF	01/25/15	*	35	3-7	.429	0-2	.000	3-4	.750	0	3	3	3.5	1	2	2	0	3	9	9.9	
UCONN	01/29/15	*	34	8-9	.889	1-2	.500	3-4	.750	0	4	4	3.6	3	2	3	2	1	20	10.4	
at East Carolina	02/01/15		25	1-6	.167	0-3	.000	2-2	1.000	2	4	6	3.7	0	2	1	0	1	4	10.1	
at SMU	02/05/15	*	36	4-6	.667	3-3	1.000	3-5	.600	0	4	4	3.7	2	4	2	0	1	14	10.3	
USF	02/07/15	*	27	2-6	.333	0-2	.000	4-6	.667	0	3	3	3.7	4	1	4	0	1	8	10.2	
at Temple	02/10/15	*	28	4-6	.667	2-2	1.000	0-0	.000	0	2	2	3.6	0	3	3	0	0	10	10.2	
TULANE	02/14/15	*	30	2-4	.500	0-0	.000	1-2	.500	0	0	0	3.4	1	2	3	1	1	5	10.0	
XAVIER	02/18/15	*	35	3-5	.600	1-3	.333	2-2	1.000	1	5	6	3.5	1	4	0	0	2	9	9.9	
at Houston	2/21/15	*	21	1-7	.143	0-1	.000	3-4	.750	0	3	3	3.5	3	4	1	0	1	5	9.7	
UCF	02/25/15	*	33	4-6	.667	2-2	1.000	0-3	.000	1	2	3	3.5	0	6	3	1	1	10	9.8	
at Tulane	02/28/15	*	32	1-3	.333	1-2	.500	0-0	.000	0	5	5	3.6	0	4	1	0	1	3	9.5	
at Tulsa	03/04/15	*	33	4-6	.667	1-2	.500	3-4	.750	0	6	6	3.6	2	2	0	0	1	12	9.6	
MEMPHIS	03/08/15	*	35	2-7	.286	0-2	.000	0-0	.000	0	2	2	3.6	1	6	3	0	0	4	9.4	
vs UConn	3/13/15	*	34	4-8	.500	3-4	.750	1-2	.500	0	4	4	3.6	1	2	2	0	1	12	9.5	
vs Purdue	3/19/15	*	38	4-10	.400	0-0	.000	2-4	.500	1	2	3	3.6	2	4	2	0	2	10	9.5	
vs Kentucky	3/21/15	*	38	4-17	.235	0-4	.000	5-5	1.000	1	3	4	3.6	1	4	3	0	1	13	9.6	
Totals			33	1065	107-241	444	31-76	408	82-104	.788	17	105	122	3.6	49	121	72	6	41	327	9.6

2013-14 (FRESHMAN SEASON)

Opponent	Date	gs	min	Total		3-Pointers		Free throws		Rebounds				pf	a	t/o	blk	stl	pts	avg
				fg-fga	pct	ft-fa	pct	off	def	tot	avg									
NORTH CAROLINA CENT	11/08/13	13	0-3	.000	0-1	.000	2-2	1.000	0	2	2	2.0	0	2	1	0	0	0	2.5	
NC STATE	11/12/13	19	0-3	.000	0-0	.000	5-6	.833	1	3	4	3.0	3	0	1	0	0	5	3.0	
APPALACHIAN ST.	11/16/13	26	5-6	.833	0-1	.000	3-3	1.000	1	3	4	3.3	2	4	2	0	1	13	6.7	
CAMPBELL	11/20/13	14	0-2	.000	0-0	.000	1-2	.500	0	1	1	2.8	0	1	0	0	1	1	5.3	
UMASS LOWELL	11/26/13	20	1-4	.250	0-1	.000	5-7	.714	2	1	3	2.8	1	1	2	0	2	7	5.6	
KENNESAW ST.	11/29/13	19	2-4	.500	0-0	.000	2-2	1.000	2	1	3	2.8	1	2	2	1	2	6	5.7	
USC UPSTATE	12/03/13	21	3-8	.375	3-5	.600	6-6	1.000	0	2	2	2.0	0	5	1	0	1	15	7.0	
at New Mexico	12/07/13	21	4-7	.571	1-2	.500	2-2	1.000	0	0	0	2.4	1	1	1	0	2	11	7.5	
vs Xavier	12/14/13	25	2-8	.250	1-3	.333	0-1	.000	1	3	4	2.6	4	0	1	0	2	5	7.2	
vs Pittsburgh	12/17/13	18	1-1	1.000	1-1	1.000	1-2	.500	0	2	2	2.5	2	2	3	0	0	4	6.9	
MIDDLE TENNESSEE	12/21/13	19	1-2	.500	1-2	.500	1-2	.500	0	5	5	2.7	2	4	1	0	0	4	6.6	
CHICAGO STATE	12/23/13	16	4-7	.571	2-4	.500	0-0	.000	0	4	4	2.8	3	3	3	0	1	10	6.9	
NEBRASKA	12/28/13	24	2-4	.500	0-1	.000	1-2	.500	0	4	4	2.9	3	3	0	0	2	5	6.8	
SMU	1/1/14	24	2-5	.400	1-2	.500	2-2	1.000	0	1	1	2.8	1	2	0	0	1	7	6.8	
at Memphis	1/4/14	19	3-6	.500	1-2	.500	0-0	.000	0	3	3	2.8	1	5	1	0	3	7	6.8	
at Houston	1/7/14	22	2-6	.333	1-2	.500	1-3	.333	2	0	0	2.8	1	1	0	0	2	6	6.8	
RUTGERS	1/11/14	23	5-6	.833	2-3	.667	2-5	.400	0	2	2	2.7	3	1	4	0	0	14	7.2	
TEMPLE	1/14/14	17	0-3	.000	0-2	.000	2-2	1.000	0	0	0	2.6	3	5	0	0	1	2	6.9	
at USF	1/18/14	18	1-5	.200	1-3	.333	2-2	1.000	0	6	6	2.7	1	2	2	0	0	5	6.8	
UCF	1/23/14	23	2-7	.286	1-3	.333	1-2	.500	0	2	2	2.7	2	0	1	0	0	6	6.8	
at Temple	01/26/14	24	3-5	.600	0-2	.000	2-2	1.000	0	1	1	2.6	0	9	1	0	0	8	6.8	
at Louisville	1/30/14	22	0-5	.000	0-1	.000	0-0	.000	0	3	3	2.6	0	1	2	0	0	1	6.5	
USF	2/2/14	17	0-2	.000	0-1	.000	0-0	.000	0	2	2	2.6	0	2	0	0	1	0	6.2	
UCONN	2/6/14	12	1-3	.333	0-1	.000	0-0	.000	0	0	0	2.5	0	2	3	0	2	2	6.0	
at SMU	02/08/14	16	0-4	.000	0-4	.000	1-2	.500	0	1	1	2.4	2	2	2	0	0	1	5.8	
HOUSTON	2/15/14	12	0-3	.000	0-1	.000	2-2	1.000	1	2	3	2.5	2	0	0	0	1	2	5.7	
at UCF	2/19/14	19	2-2	1.000	1-1	1.000	0-0	.000	1	0	1	2.4	0	6	0	0	1	5	5.7	
LOUISVILLE	2/22/14	18	1-2	.500	0-0	.000	4-4	1.000	0	2	2	2.4	2	1	0	0	0	6	5.7	
at UConn	3/1/14	13	1-3	.333	1-3	.333	0-0	.000	0	1	1	2.3	0	0	3	0	3	3	5.6	
MEMPHIS	03/06/14	23	0-2	.000	0-2	.000	6-7	.857	0	4	4	2.4	2	2	1	0	1	6	5.6	
at Rutgers	03/08/14	18	3-4	.750	1-1	1.000	0-0	.000	0	2	2	2.4	0	4	1	0	0	7	5.6	
vs UConn	3/13/14	24	1-4	.250	0-1	.000	2-2	1.000	0	3	3	2.4	2	3	0	1	0	4	5.6	
vs UConn	3/14/14	8	1-3	.333	0-1	.000	0-0	.000	1	0	1	2.4	3	0	2	0	1	2	5.5	
vs Harvard	03/20/14	22	1-3	.333	0-1	.000	2-2	1.000	0	1	1	2.3	1	0	0	0	2	4	5.4	
Totals		0	649	54-142	.380	19-58	328	58-74	.784	13	66	79	2.3	50	76	42	2	31	185	5.4



#11 GARY CLARK

FORWARD • 6-8 • 235 • SOPHOMORE • 1L • CLAYTON, N.C. (CLAYTON HIGH SCHOOL)



ALL-CONFERENCE CANDIDATE

SEASON & CAREER STATISTICS

2015-16 SEASON			CAREER		
21 vs. Western Carolina, 11/13/15	Pts	21 vs. Western Carolina, 11/13/15			
11 vs. Norfolk State, 12/15/15	FG Atts	12 vs. UConn, 1/29/15			
9, 2x (last vs. Norfolk State, 12/15/15)	FG Made	9, 2x (last vs. Norfolk State, 12/15/15)			
2, 5x (last at UCF, 2/9/16)	3PT-FG Atts	2, 5x (last at UCF, 2/9/16)			
2 vs. Morgan State, 12/6/15	3PT-FG Made	2 vs. Morgan State, 12/6/15			
8 at VCU, 12/19/15	FT Atts	8 at VCU, 12/19/15			
7 at VCU, 12/19/15	FT Made	7 at VCU, 12/19/15			
14, 4x (last at Memphis, 2/6/16)	Rebs	16 vs. East Carolina, 1/6/15			
6 vs. Houston, 1/13/16	Assts	6 vs. Houston, 1/13/16			
5 at SMU, 1/7/16	Stls	5 at SMU, 1/7/16			
4, 4x (last at UCF, 2/9/16)	Blks	4, 6x (last at UCF, 2/9/16)			
37, 2x (last at Memphis, 2/6/16)	Mins	37, 2x (last at Memphis, 2/6/16)			

MISCELLANEOUS STATISTICS

CATEGORY	2014-15	2015-16	CAREER
Double-Figure Scoring Games	11	15	26
Double-Figure Rebounding Games	7	9	16
Double-Double Games	3	5	8
20-Point Scoring Games	0	1	1
Games Led UC in Scoring	2	3	5
Games Led UC in Rebounding	15	11	26
Games Led UC in Assists	6	4	10
Games With 3+ Assists	5	9	14
Games With 3+ Blocks	4	5	9
Games With 3+ Steals	3	2	5
Games With 3+ Three-Pointers	0	0	0

Prior to Cincinnati: Averaged 26 points, seven rebounds and four assists as a senior at Clayton High School in Clayton, North Carolina ... finished his career as the school's all-time leader in points, rebounds and blocks ... tabbed a four-star recruit by Rivals, ESPN and 247 Sports ... praised on one of the nation's top 100 prospects by ESPN and Rivals ... named Greater Neuse River Conference Player of the Year as a junior and senior ... became the first player in the state of North Carolina to record a quadruple double with 22 points, 21 rebounds, 15 blocked shots and 10 assists against West Johnston during his senior season ... poured in 40 points and grabbed 12 rebounds against East Wake on Jan. 11, 2014, the same day he was left off the list of nominees for the McDonald's All-America game ... averaged 24 points, 14 rebounds and four blocks while leading the Comets to the 2013 4A Eastern Regional semifinals as a junior ... averaged nearly 32 points in the playoffs while earning Associate Press All-State accolades.

Personal: Born Nov. 16, 1994 in Smithfield, North Carolina ... son of Tammy McKey and Gary Clark Sr. ... has one brother, Jeremiah and two sisters, Azia and Tanija ... right-handed.

AWARDS

- » American Athletic Conference All-Rookie Team (2014-15)
- » American Athletic Conference Rookie of the Week (12/8/14)
- » American Athletic Conference Weekly Honor Roll (2/23/15, 2/1/16)

MOMENTS

- » Converted a three-point play with 11 seconds left in 58-57 win at UConn (1/28/16)
- » Finished 2014-15 as the only freshman in The American to rank among the top 10 league leaders for rebounds (third at 7.2), field goal percentage (sixth at .524) and blocks (sixth at 1.3)
- » Ranked second in The American in rebounding among freshmen in 2014-15
- » Set Cincinnati's freshman single-game record, pulling down 16 rebounds against East Carolina (1/6/15)

2015-16 (Sophomore): Earned a double-double with 15 points and 14 rebounds at Memphis (2/6) ... notched a double-double with 16 points and 13 rebounds against USF (2/4) ... posted 13 points, six rebounds and four blocks and converted a conventional three-point play with 11 seconds left to lift the Bearcats to a 58-57 win at UConn (1/28) ... registered 12 points and 14 rebounds at Temple (1/16) ... tallied 14 points on 5-of-6 shooting with seven rebounds, six assists and two steals vs. Houston (1/13) ... grabbed 11 rebounds, including seven offensive rebounds at USF (1/10) ... posted a double-double with 13 points and 11 rebounds and a career-high five steals at SMU (1/7) ... matched a season high with 14 rebounds to go with seven points and four assists against Tulsa (1/2) ... had 10 points on 5-of-8 shooting with a team-high nine rebounds against No. 11 Iowa state (12/22) ... accounted for 13 points and nine rebound while making a career-best 7-of-8 free throws at VCU (12/19) ... registered 19 points on 9-of-11 shooting with seven rebounds against Norfolk State (12/15/15) ... tallied a double-double with 13 points and 14 rebounds to go with five assists against Morgan State (12/6) ... scored six points and pulled down a season-high 11 rebounds against George Washington (11/28) ... posted 12 points with eight rebounds and two blocks against SE Louisiana (11/24) ... tallied seven points and 10 rebounds at Bowling Green (11/18) ... poured in a career-high 21 points on 9 of 10 shooting with eight rebounds and three blocks in the season opener (11/13).

2014-15 (Freshman): Started all 34 games, averaging 7.8 points, 7.2 rebounds, 1.7 assists and 1.3 blocks in 27.8 minutes ... named to the American Athletic Conference All-Rookie Team by the league's coaches ... tabbed The American's Rookie of the Week (12/8) and chosen to league's weekly honor roll (2/23) ... grabbed 246 rebounds on the season, second most in school history by a freshman (Danny Fortson 258 in 1995) ... finished as the only freshman in The American to rank among the top 10 league leaders for rebounds (third at 7.2), field goal percentage (sixth at .524) and blocks (sixth at 1.3) ... finished second in The American in rebounding among freshmen (UConn's Daniel Hamilton [7.6]) ... ranked second in the league for offensive rebounds (2.8) and tied for fourth in defensive rebounds (4.5) ... led UC in rebounding in 15 games on the season, grabbing 10 or more boards seven times ... posted five or more rebounds in 28 of 34 games ... set a UC freshman record pulling down 16 rebounds to go with eight points, a season-best four blocks and a season-high four steals against East Carolina (1/6) ... scored in double figures in 11 games ... registered three double-doubles with 12 points and a game-high 10 rebounds against UConn (1/29), 12 points and a game-high 12 rebounds against Ole Miss (11/29) and 11 points and a game-high 14 rebounds at Houston (2/21) ... tallied a season-high 14 points on 7-of-11 shooting to go with seven rebounds against Xavier (2/18) ... had eight points, nine rebounds and a season-best five assists at Tulane (2/28) ... selected to the Emerald Coast Classic All-Tournament Team ... became the first true freshman to start a season opener since Lance Stephenson (2009-10 season).

CAREER STATISTICS

Season	gp-gs	min/avg	Total		3-Point		F-Throws		Rebounds				Scoring			
			fg-fga	pct	fg-fga	pct	ft-fga	pct	off	def	tot	avg	pts	avg	pts	avg
2014-15	34-34	945/27.8	110-210	.524	0-5	.000	45-72	.625	94	152	246	7.2	54	0	57	38
2015-16	25-25	729/29.2	101-173	.584	10-18	.556	55-83	.663	92	125	217	8.7	63	0	58	32
TOTAL	59-59	1674/28.4	211-383	.551	10-23	.435	100-155	.645	186	277	463	7.8	117	0	115	70



#11 GARY CLARK

FORWARD • 6-8 • 235 • SOPHOMORE • 1L • CLAYTON, N.C. (CLAYTON HIGH SCHOOL)

GAME-BY-GAME STATISTICS

2015-16 (SOPHOMORE SEASON)

Opponent	Date	gs	min	Total		3-Pointers		Free throws		Rebounds				pf	a	t/o	blk	stl	pts	avg	
				fg-fga	pct	ft-fa	pct	off	def	tot	avg										
WESTERN CAROLINA	11/13/15	*	28	9-10	.900	0-1	.000	3-3	1.000	2	6	8	8.0	2	2	1	3	0	21	21.0	
ROBERT MORRIS	11/15/15	*	24	2-5	.400	0-0	.000	0-0	.000	4	3	7	7.5	1	3	2	2	1	4	12.5	
at Bowling Green	11/18/15	*	24	3-4	.750	0-0	.000	1-2	.500	2	8	10	8.3	3	2	1	1	2	7	10.7	
ARKANSAS-PINE BLUFF	11/22/15	*	18	3-4	.750	1-1	1.000	3-6	.500	2	4	6	7.8	4	3	1	1	1	10	10.5	
SE LOUISIANA	11/24/15	*	37	4-8	.500	1-1	1.000	3-5	.600	5	3	8	7.8	1	0	0	2	1	12	10.8	
vs Nebraska	11/27/15	*	30	2-6	.333	0-0	.000	2-2	1.000	2	2	4	7.2	2	2	2	0	1	6	10.0	
vs George Washington	11/28/15	*	27	3-4	.750	0-0	.000	0-0	.000	3	8	11	7.7	4	2	2	1	3	6	9.4	
BUTLER	12/2/15	*	23	3-4	.750	0-0	.000	3-4	.750	3	3	6	7.5	4	1	2	2	1	9	9.4	
MORGAN STATE	12/6/15	*	28	4-6	.667	1-2	.500	4-5	.800	8	6	14	8.2	2	5	0	2	1	13	9.8	
at Xavier	12/12/15	*	29	0-2	.000	0-0	.000	0-0	.000	2	5	7	8.1	3	2	1	0	2	0	8.8	
NORFOLK STATE	12/15/15	*	29	9-11	.818	1-1	1.000	0-0	.000	3	4	7	8.0	3	2	2	1	0	19	9.7	
at VCU	12/19/15	*	30	3-6	.500	0-0	.000	7-8	.875	2	7	9	8.1	4	0	1	1	0	13	10.0	
IOWA STATE	12/22/15	*	28	5-8	.625	0-1	.000	0-2	.000	5	4	9	8.2	1	2	1	0	1	10	10.0	
TEMPLE	12/29/15	*	28	3-8	.375	0-0	.000	1-1	1.000	3	1	4	7.9	2	2	2	0	0	7	9.8	
TULSA	1/2/16	*	30	3-6	.500	0-0	.000	1-2	.500	8	6	14	8.3	4	4	0	1	0	7	9.6	
at SMU	01/07/16	*	32	6-10	.600	0-0	.000	1-2	.500	4	7	11	8.4	2	1	1	0	5	13	9.8	
at USF	1/10/16	*	34	0-4	.000	0-0	.000	5-7	.714	7	4	11	8.6	1	2	2	1	1	5	9.5	
HOUSTON	1/13/16	*	33	5-6	.833	1-1	1.000	3-4	.750	5	2	7	8.5	4	6	1	1	2	14	9.8	
at Temple	01/16/16	*	34	6-10	.600	0-1	.000	0-1	.000	5	9	14	8.8	4	1	2	2	0	12	9.9	
MEMPHIS	01/21/16	*	27	2-5	.400	0-0	.000	3-5	.600	1	3	4	8.6	4	1	2	4	2	7	9.8	
TULANE	01/24/16	*	23	8-10	.800	1-1	1.000	0-2	.000	1	4	5	8.4	0	0	1	1	2	17	10.1	
at UCONN	1/28/16	*	32	4-7	.571	1-2	.500	4-7	.571	2	4	6	8.3	2	3	4	4	0	13	10.2	
USF	02/04/16	*	31	5-10	.500	1-2	.500	5-7	.714	9	4	13	8.5	2	4	0	0	1	16	10.5	
at Memphis	2/6/16	*	37	6-10	.600	1-2	.500	2-4	.500	3	11	14	8.7	3	3	0	4	0	15	10.7	
at UCF	2/9/16	*	33	3-9	.333	1-2	.500	4-4	1.000	1	7	8	8.7	1	5	1	4	1	11	10.7	
Totals			25	729	101-173	.584	10-18	.556	55-83	.663	92	125	217	8.7	63	58	32	38	28	267	10.7

2014-15 (FRESHMAN SEASON)

Opponent	Date	gs	min	Total		3-Pointers		Free throws		Rebounds				pf	a	t/o	blk	stl	pts	avg	
				fg	pct	3fg	pct	ft	pct	off	def	tot	avg								
SAINT FRANCIS	11/14/14	*	24	5-8	.625	0-1	.000	0-0	.000	4	2	6	6.0	1	1	0	1	4	10	10.0	
MOREHEAD STATE	11/19/14	*	24	1-4	.250	0-0	.000	0-0	.000	2	6	8	7.0	2	1	2	0	0	2	6.0	
EASTERN ILLINOIS	11/23/14	*	22	2-4	.500	0-0	.000	0-0	.000	3	5	8	7.3	2	3	0	2	1	4	5.3	
N.C. CENTRAL	11/25/14	*	25	3-5	.600	0-0	.000	6-6	1.000	5	3	8	7.5	2	2	3	4	0	12	7.0	
vs Middle Tennessee	11/28/14	*	31	4-6	.667	0-0	.000	1-2	.500	5	2	7	7.4	1	2	1	2	1	9	7.4	
vs Ole Miss	11/29/14	*	29	4-6	.667	0-0	.000	4-7	.571	4	8	12	8.2	0	0	1	1	0	12	8.2	
STONY BROOK	12/02/14	*	26	6-10	.600	0-0	.000	1-1	1.000	3	5	8	8.1	1	2	2	2	1	13	8.9	
at Nebraska	12/13/14	*	32	3-9	.333	0-0	.000	2-6	.333	4	4	8	8.1	4	1	1	1	0	8	8.8	
SAN DIEGO STATE	12/17/14	*	29	4-8	.500	0-0	.000	2-2	1.000	0	5	5	7.8	3	1	0	0	0	10	8.9	
VCU	12/20/14	*	21	2-7	.286	0-1	.000	0-0	.000	2	3	5	7.5	1	2	0	0	0	4	8.4	
WAGNER	12/23/14	*	22	2-4	.500	0-0	.000	1-1	1.000	2	4	6	7.4	1	0	0	2	1	5	8.1	
at NC State	12-30-14	*	36	3-6	.500	0-0	.000	3-7	.429	3	1	4	7.1	1	2	1	0	2	9	8.2	
SMU	01/03/15	*	33	3-6	.500	0-1	.000	2-2	1.000	2	5	7	7.1	1	2	2	1	2	8	8.2	
EAST CAROLINA	01/06/15	*	30	3-7	.429	0-0	.000	2-3	.667	4	12	16	7.7	0	3	3	4	4	8	8.1	
at UConn	1/10/15	*	27	1-2	.500	0-1	.000	0-0	.000	1	4	5	7.5	2	2	2	1	2	2	7.7	
at Memphis	1/15/15	*	30	3-7	.429	0-0	.000	1-2	.500	3	7	10	7.7	3	4	2	1	0	7	7.7	
TEMPLE	01/17/15	*	23	4-7	.571	0-0	.000	3-3	1.000	1	7	8	7.7	0	2	1	0	0	11	7.9	
HOUSTON	01/21/15	*	33	3-3	1.000	0-0	.000	2-2	1.000	0	5	5	7.6	2	0	2	2	2	8	7.9	
at UCF	01/25/15	*	28	3-5	.600	0-0	.000	1-4	.250	1	1	2	7.3	3	0	1	2	2	7	7.8	
UCONN	01/29/15	*	27	6-12	.500	0-0	.000	0-2	.000	7	3	10	7.4	1	2	2	4	4	12	8.1	
at East Carolina	02/01/15	*	33	2-5	.400	0-0	.000	0-1	.000	0	5	5	7.3	0	0	2	3	0	4	7.9	
at SMU	02/05/15	*	18	1-2	.500	0-0	.000	0-0	.000	1	4	5	7.2	3	4	0	0	0	2	7.6	
USF	02/07/15	*	16	2-3	.667	0-0	.000	1-2	.500	3	0	3	7.0	0	1	1	0	1	5	7.5	
at Temple	02/10/15	*	21	2-3	.667	0-0	.000	0-0	.000	2	3	5	6.9	0	2	3	1	2	4	7.3	
TULANE	02/14/15	*	20	4-6	.667	0-0	.000	0-0	.000	1	2	3	6.8	3	0	2	1	1	8	7.4	
XAVIER	02/18/15	*	36	7-11	.636	0-0	.000	0-1	.000	4	3	7	6.8	2	2	0	2	1	14	7.6	
at Houston	2/21/15	*	31	4-7	.571	0-0	.000	3-4	.750	6	8	14	7.0	2	1	1	2	0	11	7.7	
UCF	02/25/15	*	25	5-6	.833	0-0	.000	0-0	.000	0	3	3	6.9	1	3	0	0	0	10	7.8	
at Tulane	02/28/15	*	28	3-7	.429	0-0	.000	2-3	.667	5	4	9	7.0	0	5	1	2	0	8	7.8	
at Tulsa	03/04/15	*	36	3-3	1.000	0-0	.000	1-2	.500	3	5	8	7.0	4	2	2	0	0	7	7.8	
MEMPHIS	03/08/15	*	33	4-8	.500	0-0	.000	3-4	.750	1	3	4	6.9	2	2	1	1	1	11	7.9	
vs UConn	3/13/15	*	34	4-9	.444	0-1	.000	1-1	1.000	2	9	11	7.0	1	1	0	1	0	9	7.9	
vs Purdue	3/19/15	*	36	4-10	.400	0-0	.000	1-2	.500	5	7	12	7.2	1	2	0	1	2	9	8.0	
vs Kentucky	3/21/15	*	26	0-4	.000	0-0	.000	2-2	1.000	5	4	9	7.2	4	0	0	3	1	2	7.8	
Totals			34	94	110-210	.524	0-5	.000	45-72	.625	94	152	246	7.2	54	57	38	45	35	265	7.8



#13 TRE SCOTT

FORWARD • 6-8 • 225 • FRESHMAN • HS • DARIEN, GA. (MCINTOSH COUNTY ACADEMY)

Prior to Cincinnati: Named the Georgia Region 2A Player of the Year as a junior and senior ... tabbed first team all-region as a freshman and sophomore ... set the school scoring mark with 1,824 points while averaging 13.3 rebounds during his career at McIntosh County Academy in Darien, Georgia (population 1,880) ... averaged 21.6 points, 14.1 rebounds, 6.5 assists and 3.5 blocks as a senior ... posted 22.3 points, 13.7 rebounds, 6.7 assists and 3.7 blocks as a junior ... tabbed a three-star prospect by ESPN, Rivals.com and Scout.com and 247 Sports.

Personal: Born Nov. 25, 1996 in Brunswick, Georgia ... son of Anita and Eddie Scott ... has two sisters, Jada and Jadyn ... right-handed.

SEASON & CAREER STATISTICS

2015-16 SEASON		CAREER
0	Pts	0
0	FG Atts	0
0	FG Made	0
0	3PT-FG Atts	0
0	3PT-FG Made	0
0	FT Atts	0
0	FT Made	0
0	Rebs	0
0	Assts	0
0	Stls	0
0	Blks	0
0	Mins	0

MISCELLANEOUS STATISTICS

CATEGORY	2015-16	CAREER
Double-Figure Scoring Games	0	0
Double-Figure Rebounding Games	0	0
Double-Double Games	0	0
20-Point Scoring Games	0	0
Games Led UC in Scoring	0	0
Games Led UC in Rebounding	0	0
Games Led UC in Assists	0	0
Games With 3+ Assists	0	0
Games With 3+ Blocks	0	0
Games With 3+ Steals	0	0
Games With 3+ Three-Pointers	0	0

GAME-BY-GAME STATISTICS

2015-16 (FRESHMAN SEASON)

CAREER STATISTICS



#21 FARAD COBB

GUARD • 6-1 • 170 • SENIOR • 1L • WEST PALM BEACH, FLA. (NORTHWEST FLORIDA STATE COLLEGE)

AWARDS

» American Athletic Conference
Player of the Week (3/9/15)
» American Athletic Conference
Weekly Honor Roll (11/26/15, 12/21/15, 1/4/16, 1/5/15, 6/2/9/15)

MOMENTS

» Made six three-pointers and finished with 20 points at Bowling Green (11/18/15)
» Averaged a team-best 18.0 points, shooting 20 of 33 (60.6 percent) from the field and 10 of 19 (62.5 percent) from three-point range against the top two teams in The American in 2014-15: SMU (two games) and Tulsa (one game)
» Led the Bearcats in scoring during March 2015, averaging 12.2 points while shooting 44.7 percent (21 of 47) from the field and 90.9 percent (10 of 11) from the foul line

2015-16 (Senior): Grabbed a season-high six rebounds to go with 13 points and a trio of threes at UConn (1/2) ... matched his UC best with six threes to go with four steals at SMU (1/7) ... hit five threes and scored a season-high 21 points against Tulsa (1/2) ... tallied a game-high 15 points with a trio of threes at VCU (12/19) ... matched his season high with 20 points on 7-of-14 shooting with five threes against Norfolk State (12/15) ... hit a trio of threes and had 11 points against George Washington (11/28/15) ... registered a game-high 20 points on 7-of-11 shooting with four treys, four steals and three assists vs. Arkansas-Pine Bluff (11/22) ... tallied a game-high 20 points on 7-of-14 shooting with a UC career-high six three-pointers in 22 minutes at Bowling Green (11/18) ... led UC with 15 points on 6-of-9 shooting with three threes against Robert Morris (11/15) ... nailed a trio of threes in the season opener (11/13).

2014-15 (Junior): Started nine of 34 games played, averaging 8.5 points, 2.5 rebounds, 1.4 assists and 1.0 steals in 24.1 minutes ... finished with a team-high 53 three-pointers and was the squad's third-leading scorer while ranking among The American's leaders in three-pointers made (13th at 1.6) for the season and steals (tied for ninth at 1.3), three-point shooting percentage (12th at .370) and three-pointers made (tied for 12th at 1.7) during league action ... named The American's Player of the Week (3/9) and was tabbed to The American's Weekly Honor Roll twice (1/5 and 2/9) ... led the Bearcats in scoring during March, averaging 12.2 points while shooting 44.7 percent (21 of 47) from the field and 90.9 percent (10 of 11) from the foul line ... started the last eight games of the season ... scored in double figures in eight of UC's final 14 games of the season, while leading the team in scoring (10.9 points), three-pointers made (25), steals (16) and free-throw percentage (.833 [20 of 24]) ... shot 79.2 percent (38 of 48) from the free-throw line during the season ... tallied a season-high 24 points on 8-of-14 from the field with a season-high six three-pointers against Morehead State (11/19) ... netted 22 points on 9-of-14 from the field with four three-pointers at Tulsa (3/4) ... had 18 points with four three-pointers against SMU (1/3) in Cincinnati and 14 points with a pair of threes at No. 23 SMU (2/5) in Dallas ... poured in 16 points with a pair of threes and 6-of-6 shooting from the free-throw line against Memphis (3/8) ... posted a team-high 14 points with a pair of threes in a season-high 36 minutes in UC's overtime win against Purdue (3/19) in the second round of the NCAA tournament ... led UC in points seven times and scored in double figures 11 times ... scored in 32 of UC's 34 games.

Prior to Cincinnati: Averaged a team-best 15.1 points, 4.4 rebounds and 3.4 assists while shooting 51.1 percent from the field and 46.3 percent from three-point range as a sophomore during the 2013-14 season at Northwest Florida State College in Niceville, Florida ... averaged



ALL-CONFERENCE CANDIDATE

SEASON & CAREER STATISTICS

2015-16 SEASON			CAREER
21 vs. Tulsa (1/2/16)	Pts	24 vs. Morehead State, 11/19/14	
14, 5x (last vs. USF, 2/4/16)	FG Atts	14, 6x (last vs. USF, 2/4/16)	
8 vs. Tulsa (1/2/16)	FG Made	9 at Tulsa, 3/4/15	
11 at Bowling Green, 11/18/15	3PT-FG Atts	11 at Bowling Green, 11/18/15	
6, 2x (last at SMU, 1/7/16)	3PT-FG Made	7 vs. Kansas (at Chattanooga), 11/15/12	
4 at VCU, 12/19/15	FT Atts	6 vs. Memphis, 3/8/15	
4 at VCU, 12/19/15	FT Made	6 vs. Memphis, 3/8/15	
6 at UConn, 1/28/16	Rebs	7 vs. Tulane, 2/14/15	
4 vs. Memphis, 1/21/16	Assts	4, 3x (last vs. Memphis, 1/21/16)	
4, 2x (last at SMU, 1/7/16)	Stls	5 at Houston, 2/21/15	
1 vs. Western Carolina, 11/13/15	Blks	1, 5x (last vs. Western Carolina, 11/13/15)	
38 at Temple, 1/16/16	Mins	38 at Temple, 1/16/16	

MISCELLANEOUS STATISTICS

CATEGORY	2014-15	2015-16	CAREER
Double-Figure Scoring Games	11	18	29
Double-Figure Rebounding Games	0	0	0
Double-Double Games	0	0	0
20-Point Scoring Games	2	4	6
Games Led UC in Scoring	6	8	14
Games Led UC in Rebounding	1	0	1
Games Led UC in Assists	3	0	3
Games With 3+ Assists	5	5	10
Games With 3+ Blocks	0	0	0
Games With 3+ Steals	2	2	4
Games With 3+ Three-Pointers	7	12	19

5.7 points, 2.3 rebounds and 1.7 assists with eight starts in 26 games as a freshman at Chattanooga during the 2012-13 campaign ... tabbed a top-40 point guard in the Class of 2012 by ESPN.com ... named the Class A Player of the Year and an All-State performer as a junior attending Summit Christian School ... selected as the 2011 and 2012 Palm Beach Post Player of the Year and the 2012 Fort Lauderdale Player of the Year ... ranked as the No. 1 point guard in Florida by ESPN.com while averaging 27.8 points, 6.7 assists and 5.8 rebounds as a senior ... led the Fighting Saints to a 107-16 record for his career, winning the Class A State Championship as a junior while claiming tournament most valuable player honors.

Personal: Born April 5, 1993 in West Palm Beach, Florida ... son of Rita and Willie Cobb ... right-handed ... first name is pronounced "fah-ROD."

CAREER STATISTICS

Season	gp-gs	min/avg	Total		3-Point		F-Throws		Rebounds				Scoring						
			fg-fga	pct	fg-fga	pct	ft-fga	pct	off	def	tot	avg	pts	fg	ast	to	blk	stl	avg
2014-15	34-9	821/24.1	99-259	.382	53-159	.333	38-48	.792	18	67	85	2.5	289	0	49	37	4	33	8.5
2015-16	25-25	648/25.9	103-249	.414	63-152	.414	17-21	.810	12	36	48	1.9	286	0	42	22	1	37	11.4
TOTAL	59-34	1469/24.9	202-508	.398	116-311	.373	55-69	.797	30	103	133	2.3	575	0	91	59	5	70	9.7



#21 FARAD COBB

GUARD • 6-1 • 170 • SENIOR • 1L • WEST PALM BEACH, FLA. (NORTHWEST FLORIDA STATE COLLEGE)

GAME-BY-GAME STATISTICS

2015-16 (SENIOR SEASON)

Opponent	Date	gs	min	Total		3-Pointers		Free throws		Rebounds				pf	a	t/o	blk	stl	pts	avg	
				fg	pct	fg	pct	ft	pct	off	def	tot	avg								
WESTERN CAROLINA	11/13/15	*	20	3-6	.500	3-3	1.000	2-2	1.000	0	1	1	1.0	0	2	1	1	0	11	11.0	
ROBERT MORRIS	11/15/15	*	17	6-9	.667	3-6	.500	0-0	.000	0	1	1	1.0	1	2	1	0	0	15	13.0	
at Bowling Green	11/18/15	*	22	7-14	.500	6-11	.545	0-0	.000	0	2	2	1.3	2	1	2	0	1	20	15.3	
ARKANSAS-PINE BLUFF	11/22/15	*	25	7-11	.636	4-6	.667	2-2	1.000	1	1	2	1.5	0	3	1	0	4	20	16.5	
SE LOUISIANA	11/24/15	*	25	1-4	.250	0-2	.000	0-0	.000	1	1	2	1.6	2	3	2	0	2	2	13.6	
vs Nebraska	11/27/15	*	16	1-6	.167	0-1	.000	0-0	.000	0	2	2	1.7	0	1	0	0	1	2	11.7	
vs George Washington	11/28/15	*	24	4-10	.400	3-7	.429	0-0	.000	0	1	1	1.6	1	0	0	0	0	11	11.6	
BUTLER	12/2/15	*	20	3-8	.375	0-3	.000	0-0	.000	0	0	0	1.4	0	0	1	0	0	6	10.9	
MORGAN STATE	12/6/15	*	28	4-14	.286	2-9	.222	1-2	.500	0	1	1	1.3	1	3	2	0	2	11	10.9	
at Xavier	12/12/15	*	25	3-9	.333	3-8	.375	2-2	1.000	2	2	4	1.6	1	1	0	0	1	11	10.9	
NORFOLK STATE	12/15/15	*	27	7-14	.500	5-8	.625	1-2	.500	0	3	3	1.7	0	2	1	0	2	20	11.7	
at VCU	12/19/15	*	26	4-8	.500	3-4	.750	4-4	1.000	2	1	3	1.8	1	0	1	0	2	15	12.0	
IOWA STATE	12/22/15	*	27	4-13	.308	2-6	.333	0-0	.000	0	1	1	1.8	1	3	3	0	0	10	11.8	
TEMPLE	12/29/15	*	27	4-10	.400	2-6	.333	0-0	.000	0	2	2	1.8	1	1	1	0	0	10	11.7	
TULSA	1/2/16	*	27	8-14	.571	5-7	.714	0-0	.000	1	3	4	1.9	0	2	1	0	2	21	12.3	
at SMU	01/07/16	*	31	6-13	.462	6-11	.545	0-0	.000	0	0	0	1.8	1	2	2	0	4	18	12.7	
at USF	1/10/16	*	23	1-5	.200	1-3	.333	0-0	.000	0	0	0	1.7	1	1	0	0	2	3	12.1	
HOUSTON	1/13/16	*	31	6-12	.500	2-5	.400	0-0	.000	1	1	2	1.7	0	1	0	0	3	14	12.2	
at Temple	01/16/16	*	38	3-11	.273	1-6	.167	0-0	.000	0	1	1	1.7	0	3	1	0	2	7	11.9	
MEMPHIS	01/21/16	*	24	1-3	.333	1-3	.333	0-0	.000	0	2	2	1.7	0	4	0	0	0	3	11.5	
TULANE	01/24/16	*	22	6-9	.667	2-5	.400	2-3	.667	1	0	1	1.7	2	3	0	0	3	16	11.7	
at UConn	1/28/16	*	33	4-12	.333	3-8	.375	2-2	1.000	2	4	6	1.9	1	1	1	0	1	13	11.8	
USF	02/04/16	*	23	4-14	.286	2-9	.222	0-0	.000	0	1	1	1.8	3	0	0	0	2	10	11.7	
at Memphis	2/6/16	*	30	2-10	.200	1-6	.167	0-0	.000	1	2	3	1.9	2	2	1	0	2	5	11.4	
at UCF	2/9/16	*	37	4-10	.400	3-9	.333	1-2	.500	0	3	3	1.9	3	1	0	0	1	12	11.4	
Totals			25	648	103-249	.414	63-152	.414	17-21	.810	12	36	48	1.9	24	42	22	1	37	286	11.4

2014-15 (JUNIOR SEASON)

Opponent	Date	gs	min	Total		3-Pointers		Free throws		Rebounds				pf	a	t/o	blk	stl	pts	avg	
				fg	pct	fg	pct	ft	pct	off	def	tot	avg								
SAINT FRANCIS	11/14/14		13	0-2	.000	0-2	.000	0-0	.000	0	4	4	4.0	1	1	0	0	0	0.0		
MOREHEAD STATE	11/19/14		28	8-14	.571	6-9	.667	2-4	.500	0	0	0	2.0	1	1	0	1	2	24	12.0	
EASTERN ILLINOIS	11/23/14		23	0-5	.000	0-3	.000	4-4	1.000	0	0	0	1.3	0	2	2	0	2	4	9.3	
N.C. CENTRAL	11/25/14		31	3-9	.333	3-8	.375	0-0	.000	2	2	4	2.0	0	1	1	0	0	9	9.3	
vs Middle Tennessee	11/28/14		20	3-6	.500	1-3	.333	2-2	1.000	0	3	3	2.2	1	2	0	0	2	9	9.2	
vs Ole Miss	11/29/14		23	1-9	.111	1-5	.200	0-0	.000	3	1	4	2.5	0	1	1	0	1	3	8.2	
STONY BROOK	12/02/14		8	0-0	.000	0-0	.000	0-0	.000	1	0	1	2.3	1	2	0	0	0	0	7.0	
at Nebraska	12/13/14		29	2-9	.222	2-7	.286	0-0	.000	1	4	5	2.6	1	1	0	0	0	6	6.9	
SAN DIEGO STATE	12/17/14		29	5-11	.455	2-5	.400	0-0	.000	0	5	5	2.9	1	2	1	0	0	12	7.4	
VCU	12/20/14		28	3-10	.300	1-6	.167	0-0	.000	1	4	5	3.1	0	0	1	1	2	7	7.4	
WAGNER	12/23/14		24	1-4	.250	0-3	.000	2-5	.400	0	2	2	3.0	0	1	1	0	0	4	7.1	
at NC State	12-30-14		22	4-6	.667	1-3	.333	0-0	.000	0	0	0	2.8	0	2	0	0	0	9	7.3	
SMU	01/03/15		27	6-12	.500	4-9	.444	2-3	.667	1	1	2	2.7	0	0	1	0	1	18	8.1	
EAST CAROLINA	01/06/15		21	0-3	.000	0-3	.000	2-2	1.000	0	1	1	2.6	3	2	1	0	1	2	7.6	
at UConn	1/10/15		14	2-5	.400	2-3	.667	0-0	.000	0	1	1	2.5	2	0	1	0	1	6	7.5	
at Memphis	1/15/15		21	1-7	.143	1-6	.167	0-0	.000	2	1	3	2.5	0	0	1	0	0	3	7.3	
TEMPLE	01/17/15		14	2-3	.667	2-3	.667	0-0	.000	1	3	4	2.6	2	4	1	0	1	6	7.2	
HOUSTON	01/21/15		17	1-6	.167	1-6	.167	2-2	1.000	0	1	1	2.5	3	2	1	0	3	5	7.1	
at UCF	01/25/15		15	1-4	.250	0-3	.000	0-0	.000	0	1	1	2.4	1	0	1	0	1	2	6.8	
UCONN	01/29/15		24	2-7	.286	1-3	.333	2-2	1.000	0	3	3	2.5	2	2	3	0	0	7	6.8	
at East Carolina	02/01/15	*	27	5-9	.556	3-5	.600	0-0	.000	0	2	2	2.4	3	2	4	1	1	13	7.1	
at SMU	02/05/15		23	5-7	.714	2-3	.667	2-2	1.000	0	0	0	2.3	2	0	4	0	2	14	7.4	
USF	02/07/15		27	5-12	.417	3-8	.375	3-3	1.000	0	1	1	2.3	0	0	0	0	0	16	7.8	
at Temple	02/10/15		23	4-6	.667	2-4	.500	3-3	1.000	0	2	2	2.3	3	4	2	0	1	13	8.0	
TULANE	02/14/15		26	3-10	.300	0-4	.000	0-0	.000	1	6	7	2.4	0	3	0	0	2	6	7.9	
XAVIER	02/18/15		26	3-11	.273	3-10	.300	0-0	.000	0	3	3	2.5	0	2	0	0	0	9	8.0	
at Houston	2/21/15	*	28	2-8	.250	0-3	.000	1-2	.500	0	0	0	2.4	1	3	2	0	5	5	7.9	
UCF	02/25/15	*	30	4-10	.400	2-4	.500	1-3	.333	2	4	6	2.5	0	5	2	0	0	11	8.0	
at Tulane	02/28/15	*	27	2-7	.286	1-3	.333	0-0	.000	1	0	1	2.4	1	1	1	1	1	5	7.9	
at Tulsa	03/04/15	*	32	9-14	.643	4-7	.571	0-1	.000	1	0	1	2.4	0	0	0	0	2	22	8.3	
MEMPHIS	03/08/15	*	28	4-7	.571	2-4	.500	6-6	1.000	0	3	3	2.4	0	1	0	0	1	16	8.6	
vs UConn	3/13/15	*	31	2-8	.250	1-4	.250	2-2	1.000	0	2	2	2.4	4	1	0	0	1	7	8.5	
vs Purdue	3/19/15	*	36	5-11	.455	2-6	.333	2-2	1.000	0	3	3	2.4	2	1	2	0	0	14	8.7	
vs Kentucky	3/21/15	*	26	1-7	.143	0-4	.000	0-0	.000	1	4	5	2.5	1	0	3	0	0	2	8.5	
Totals			9	821	99-259	.382	53-159	.333	38-48	.792	18	67	85	2.5	36	49	37	4	33	289	8.5



#22 COREONTAE DeBERRY

CENTER • 6-9 • 265 • SENIOR • 1L • HOLLAND, MICH. (HUTCHINSON COMMUNITY COLLEGE)

MOMENTS

» Stepped forward on the big stage, contributing a career-high 13 points on 5-of-9 shooting, including a layup with 3:08 left in overtime that propelled Cincinnati to a 66-65 overtime win against Purdue in the second round of the 2015 NCAA Tournament

» Ranked second on the squad in scoring during two NCAA tournament games, averaging 10.0 points on 8-of-15 shooting from the field to go with 4.0 rebounds and 2.0 blocks

2015-16 (Senior): Tallied 11 points on 5-of-6 shooting against USF (2/4) ... posted 11 points on 3-of-6 shooting from the field and 5-of-7 shooting from the foul line against Tulane (1/24) ... made 3 of 4 shots for six points in 11 minutes vs. Houston (1/13) ... registered 11 points and seven rebounds in 16 minutes against Morgan State (12/6/15) ... recorded a career-high four blocks against Butler (12/2) ... pulled down a career-high 12 rebounds to go with seven points in 22 minutes at Bowling Green (11/18) ... posted 12 points and a game-high eight rebounds vs. Robert Morris (11/15) ... scored 12 points to go with four rebounds in the season opener (11/13).

2014-15 (Junior): Played in all 34 games as a reserve, averaging 4.2 points, 2.1 rebounds and 1.0 blocks in 10.6 minutes ... shot 54.5 percent (54 of 99) from the field for the season ... ranked second on the team in scoring during two NCAA tournament games, averaging 10.0 points on 8-of-15 from the field to go with 4.0 rebounds and 2.0 blocks ... ranked among The American's leaders in blocks for the season (14th at 1.0) and during league play (12th at 1.1) ... shot a team-best 52.6 percent (10 of 19) from the field during March, averaging 4.8 points and 2.8 rebounds ... posted a season-high 13 points on 5-of-9 shooting from the field with two blocks and two rebounds in a season-high 26 minutes in UC's overtime win against Purdue (3/19) in the second round of the NCAA tournament ... posted seven points and a season-high six rebounds in 17 minutes against Kentucky (3/21) in the third round of the NCAA tournament ... had a conference season-high nine points against East Carolina (1/6) ... tallied nine points and four rebounds at NC State (12/30) ... recorded nine points, four rebounds and two blocks against Wagner (12/23) ... had a season-high three blocks against Stony Brook (12/2).

Prior to Cincinnati: Averaged 11.8 points, 7.1 rebounds and 1.6 blocks while shooting 69.7 percent (147 of 211) from the field despite logging only 5.7 minutes per contest during his lone season (2013-14) at junior-college power Hutchinson Community College in Hutchinson, Kansas ... tallied 9.2 points and 4.4 rebounds in 12.7 minutes during the 2012-13 season at Mott College in Flint, Michigan ... posted 16.1 points per game as a senior at Holland High School during 2011-12 ... tabbed a three-star prospect out of high school by Rivals.

Personal: Born Sept. 2, 1994 in Holland, Michigan ... son of Kesha DeBerry and Christian Hogg ... has two brothers, Fred Rogers and Jerry Cook and a sister, Briana DeBerry ... right-handed.

SEASON & CAREER STATISTICS

2015-16 SEASON

	Pts	CAREER
12, 2x (last vs. Robert Morris, 11/15/15)		13 vs. Purdue, 3/19/15
9 vs. Robert Morris, 11/15/15	FG Atts	13 vs. Purdue, 3/19/15
5 vs. USF, 2/4/16	FG Made	13 vs. Purdue, 3/19/15
0	3PT-FG Atts	0
0	3PT-FG Made	0
9 vs. Ark.-Pine Bluff, 11/22/15	FT Atts	9 vs. Ark.-Pine Bluff, 11/22/15
5, 2x (last vs. Tulane, 1/24/16)	FT Made	5, 2x (last vs. Tulane, 1/24/16)
12 at Bowling Green, 11/18/15	Rebs	12 at Bowling Green, 11/18/15
1, 4x (last vs. Temple, 12/29/15)	Assts	1, 6x (last vs. Temple, 12/29/15)
3 vs. Ark.-Pine Bluff, 11/22/15	Stls	3 vs. Ark.-Pine Bluff, 11/22/15
4 vs. Butler, 12/2/15	Blks	4 vs. Butler, 12/2/15
23 vs. USF, 2/4/16	Mins	26, vs. Purdue, 3/19/15

MISCELLANEOUS STATISTICS

CATEGORY	2014-15	2015-16	CAREER
Double-Figure Scoring Games	1	6	7
Double-Figure Rebounding Games	0	1	1
Double-Double Games	0	0	0
20-Point Scoring Games	0	0	0
Games Led UC in Scoring	0	0	0
Games Led UC in Rebounding	0	2	2
Games Led UC in Assists	0	0	0
Games With 3+ Assists	0	0	0
Games With 3+ Blocks	2	1	3
Games With 3+ Steals	0	1	1
Games With 3+ Three-Pointers	0	0	0

CAREER STATISTICS

			Total		3-Point		F-Throws		Rebounds											Scoring	
Season	gp-gs	min/avg	fg-fga	pct	fg-fga	pct	ft-fa	pct	off	def	tot	avg	pf	fo	ast	to	blk	stl	pts	avg	
2014-15	34-0	360/10.6	54-99	.545	0-0	.000	35-57	.614	25	47	72	2.1	52	0	3	24	33	2	143	4.2	
2015-16	25-1	366/14.6	53-100	.530	0-0	.000	40-64	.625	28	64	92	3.7	48	1	4	15	23	12	146	5.8	
TOTAL	59-1	726/12.3	107-199	.538	0-0	.000	75-121	.620	53	111	164	2.8	100	1	7	39	56	14	289	4.9	



#22 COREONTAE DeBERRY

CENTER • 6-9 • 265 • SENIOR • 1L • HOLLAND, MICH. (HUTCHINSON COMMUNITY COLLEGE)

GAME-BY-GAME STATISTICS

2015-16 (SENIOR SEASON)

Opponent	Date	gs	min	Total		3-Pointers		Free throws		Rebounds				pf	a	t/o	blk	stl	pts	avg
				fg	fga	pct	3fg	3fga	pct	ft	fta	pct	off	def	tot	avg				
WESTERN CAROLINA	11/13/15	13	4-5	.800	0-0	.000	4-5	.800	1	3	4	4.0	2	1	0	0	1	12	12.0	
ROBERT MORRIS	11/15/15	20	4-9	.444	0-0	.000	4-5	.800	2	6	8	6.0	1	1	2	2	1	12	12.0	
at Bowling Green	11/18/15	22	2-5	.400	0-0	.000	3-5	.600	2	10	12	8.0	1	0	1	2	0	7	10.3	
ARKANSAS-PINE BLUFF	11/22/15	18	3-7	.429	0-0	.000	5-9	.556	2	3	5	7.3	3	0	0	2	3	11	10.5	
SE LOUISIANA	11/24/15	15	3-4	.750	0-0	.000	0-1	.000	0	2	2	6.2	1	0	2	0	0	6	9.6	
vs Nebraska	11/27/15	16	2-3	.667	0-0	.000	0-0	.000	1	1	2	5.5	1	0	1	0	1	4	8.7	
vs George Washington	11/28/15	13	0-0	.000	0-0	.000	1-2	.500	0	4	4	5.3	0	0	1	2	1	1	7.6	
BUTLER	12/2/15	17	0-2	.000	0-0	.000	2-2	1.000	0	3	3	5.0	1	0	0	4	0	2	6.9	
MORGAN STATE	12/6/15	16	4-5	.800	0-0	.000	3-4	.750	5	2	7	5.2	3	0	0	0	0	11	7.3	
at Xavier	12/12/15	11	1-3	.333	0-0	.000	1-2	.500	1	1	2	4.9	1	0	0	0	1	3	6.9	
NORFOLK STATE	12/15/15	14	0-1	.000	0-0	.000	0-0	.000	0	1	1	4.5	0	0	0	2	0	0	6.3	
at VCU	12/19/15	6	1-1	1.000	0-0	.000	1-2	.500	0	1	1	4.3	5	0	3	1	0	3	6.0	
IOWA STATE	12/22/15	17	3-7	.429	0-0	.000	0-2	.000	2	2	4	4.2	1	1	0	1	0	6	6.0	
TEMPLE	12/29/15 *	13	1-3	.333	0-0	.000	0-0	.000	1	1	2	4.1	2	1	0	0	0	2	5.7	
TULSA	12/16	13	2-3	.667	0-0	.000	2-4	.500	1	3	4	4.1	4	0	0	0	2	6	5.7	
at SMU	01/07/16	10	2-3	.667	0-0	.000	0-0	.000	2	1	3	4.0	4	0	1	1	0	4	5.6	
at USF	1/10/16	14	2-5	.400	0-0	.000	2-2	1.000	1	2	3	3.9	3	0	0	1	1	6	5.6	
HOUSTON	1/13/16	11	3-4	.750	0-0	.000	0-0	.000	0	2	2	3.8	1	0	0	0	0	6	5.7	
at Temple	01/16/16	20	2-5	.400	0-0	.000	2-4	.500	1	2	3	3.8	1	0	0	1	0	6	5.7	
MEMPHIS	01/21/16	13	1-3	.333	0-0	.000	0-0	.000	0	2	2	3.7	2	0	0	0	0	2	5.5	
TULANE	01/24/16	18	3-6	.500	0-0	.000	5-7	.714	1	2	3	3.7	3	0	2	2	0	11	5.8	
at UCONN	1/28/16	9	1-2	.500	0-0	.000	0-0	.000	0	3	3	3.6	2	0	0	0	0	2	5.6	
USF	02/04/16	23	5-6	.833	0-0	.000	1-2	.500	1	3	4	3.7	1	0	0	1	1	11	5.8	
at Memphis	2/6/16	13	2-5	.400	0-0	.000	3-4	.750	2	3	5	3.7	3	0	0	1	0	7	5.9	
at UCF	2/9/16	11	2-3	.667	0-0	.000	1-2	.500	2	1	3	3.7	2	0	1	0	0	5	5.8	
Totals		1	366	53-100	.530	0-0	.000	40-64	.625	28	64	92	3.7	48	4	15	23	12	146	5.8

2014-15 (JUNIOR SEASON)

Opponent	Date	gs	min	Total		3-Pointers		Free throws		Rebounds				pf	a	t/o	blk	stl	pts	avg
				fg	fga	pct	3fg	3fga	pct	ft	fta	pct	off	def	tot	avg				
SAINT FRANCIS	11/14/14	6	0-0	.000	0-0	.000	0-0	.000	0-0	.000	0	0	0	0	0	0	0	0	0	0.0
MOREHEAD STATE	11/19/14	2	0-0	.000	0-0	.000	0-0	.000	0-0	.000	0	0	0	0	0	0	0	0	0	0.0
EASTERN ILLINOIS	11/23/14	8	1-2	.500	0-0	.000	1-2	.500	1	3	4	1.3	3	0	1	1	0	3	1.0	
N.C. CENTRAL	11/25/14	8	2-2	1.000	0-0	.000	0-0	.000	.000	2	1	3	1.8	0	0	1	0	0	4	1.8
vs Middle Tennessee	11/28/14	10	2-2	1.000	0-0	.000	0-0	.000	0	0	1	1.6	1	0	1	2	0	4	2.2	
vs Ole Miss	11/29/14	2	0-0	.000	0-0	.000	0-0	.000	0-0	.000	0	0	0	0	1	3	1	0	0	1.8
STONY BROOK	12/02/14	20	2-6	.333	0-0	.000	2-2	1.000	0	1	1	1.3	1	0	0	3	0	6	2.4	
at Nebraska	12/13/14	9	1-2	.500	0-0	.000	0-0	.000	.000	1	1	2	1.4	1	1	1	0	0	2	2.4
SAN DIEGO STATE	12/17/14	13	3-4	.750	0-0	.000	0-0	.000	0	1	1	1.3	0	0	0	1	0	6	2.8	
VCU	12/20/14	7	0-1	.000	0-0	.000	0-0	.000	.000	1	1	2	1.4	0	0	1	0	0	0	2.5
WAGNER	12/23/14	17	3-3	1.000	0-0	.000	2-4	.500	0	4	4	1.6	1	0	0	2	0	8	3.0	
at NC State	12/30/14	11	4-6	.667	0-0	.000	1-2	.500	2	2	4	1.8	4	0	1	0	0	9	3.5	
SMU	01/03/15	12	1-2	.500	0-0	.000	0-0	.000	0	2	2	1.8	2	0	1	2	1	2	3.4	
EAST CAROLINA	01/06/15	12	3-5	.600	0-0	.000	3-4	.750	0	2	2	1.9	4	0	2	0	0	9	3.8	
at UConn	1/10/15	14	0-3	.000	0-0	.000	2-4	.500	0	2	2	1.9	0	0	1	1	0	2	3.7	
at Memphis	1/15/15	16	4-7	.571	0-0	.000	0-0	.000	0	1	1	1.8	3	0	3	1	0	8	3.9	
TEMPLE	01/17/15	12	1-2	.500	0-0	.000	2-4	.500	1	3	4	1.9	2	0	0	0	0	4	3.9	
HOUSTON	01/21/15	6	0-1	.000	0-0	.000	2-2	1.000	0	0	0	1.8	0	0	0	1	0	2	3.8	
at UCF	01/25/15	8	1-2	.500	0-0	.000	2-2	1.000	2	0	2	1.8	2	0	1	0	0	4	3.8	
UCONN	01/29/15	19	2-6	.333	0-0	.000	2-4	.500	2	1	3	1.9	1	0	2	2	0	6	4.0	
at East Carolina	02/01/15	8	0-2	.000	0-0	.000	2-2	1.000	1	0	1	1.9	0	0	0	1	0	2	3.9	
at SMU	02/05/15	4	1-1	1.000	0-0	.000	1-2	.500	0	2	2	1.9	2	0	0	1	0	3	3.8	
USF	02/07/15	11	2-6	.333	0-0	.000	2-3	.667	4	2	6	2.0	2	0	0	1	1	6	3.9	
at Temple	02/10/15	10	2-3	.667	0-0	.000	1-1	1.000	0	0	0	2.0	1	0	1	1	0	5	4.0	
TULANE	02/14/15	9	1-2	.500	0-0	.000	2-2	1.000	0	2	2	2.0	4	0	0	1	0	4	4.0	
XAVIER	02/18/15	10	2-2	1.000	0-0	.000	0-0	.000	0	2	2	2.0	3	0	1	0	0	4	4.0	
at Houston	2/21/15	10	2-2	1.000	0-0	.000	1-1	1.000	0	0	0	1.9	0	0	0	2	0	5	4.0	
UCF	02/25/15	9	1-2	.500	0-0	.000	3-4	.750	1	1	2	1.9	3	0	0	3	0	5	4.0	
at Tulane	02/28/15	13	3-4	.750	0-0	.000	0-3	.000	1	4	5	2.0	3	1	4	0	0	6	4.1	
at Tulsa	03/04/15	7	0-2	.000	0-0	.000	0-0	.000	1	1	2	2.0	2	0	1	1	0	0	4.0	
MEMPHIS	03/08/15	7	2-2	1.000	0-0	.000	0-0	.000	1	2	3	2.0	0	0	0	1	0	4	4.0	
vs UConn	3/13/15	7	0-0	.000	0-0	.000	0-0	.000	0	1	1	2.0	2	0	0	1	0	0	3.8	
vs Purdue	3/19/15	26	5-9	.556	0-0	.000	3-5	.600	1	1	2	2.0	3	0	0	2	0	13	4.1	
vs Kentucky	3/21/15	17	3-6	.500	0-0	.000	1-4	.250	3	3	6	2.1	1	1	1	2	0	7	4.2	
Totals		0	360	54-99	.545	0-0	.000	35-57	.614	25	47	72	2.1	52	3	24	33	2	143	4.2



#24 SHAQ THOMAS

FORWARD • 6-7 • 210 • R-SENIOR • 3L • PATERSON, N.J. (NIA PREP SCHOOL)

AWARDS

» American Athletic Conference Weekly Honor Roll (12/8/14 & 1/25/16)

MOMENTS

» Scored a career-high 18 points on 8-11 shooting vs. Memphis (1/21/16)
 » Helped spark Cincinnati's five-game win streak to end the regular season with a career-high 18 points at Houston (2/21/15)
 » Scored eight points, including a key three-pointer with 1:40 left, to finish off No. 23 SMU 62-54 in Dallas (2/5/15)
 » Shot a career-best 45.7 percent (86 of 188) from the field during the 2014-15 season

2015-16 Season (R-Senior): Tallied 17 points on 6-of-8 shooting with a pair of threes in 19 minutes against Tulane (1/24) ... poured in a career-high 18 points on 8-of-11 shooting with six rebounds and two blocks against Memphis (1/21) ... scored a team-high 15 points on 7-of-9 shooting with nine rebounds and four assists against Morgan State (12/6) ... averaged 8.0 points and 3.5 rebounds in two games at the Barclays Center Classic in Brooklyn ... tallied 14 points on 6-of-8 shooting with a career-high five steals vs. Robert Morris (11/15).

2014-15 Season (R-Junior): Started 22 of 34 games, averaging 6.4 points and 3.1 rebounds in 22.5 minutes ... shot a career-best 45.7 percent (86 of 188) from the field ... scored in double figures in 10 games ... averaged a team-best 9.5 points to go with 5.2 rebounds during December ... shot 58.0 percent (29 of 50) from the field and 73.7 percent (14 of 19) from the foul line while averaging 8.4 points during February ... scored in double figures in five of the last eight games of the season ... posted a career-high 18 points on 5-of-8 shooting from the field and 7-of-8 shooting from the free-throw line at Houston (2/21) ... had 13 points on 6-of-8 shooting from the field against UCF (2/25) ... posted 10 points and seven rebounds against UConn (3/13) in the quarterfinals of the American Championship ... had eight points, including a three-pointer with 1:40 left to help seal the 62-54 win at No. 23 SMU (2/5) ... scored 15 points at NC State (12/30) ... named to The American Weekly Honor Roll after posting 14 points on 6-of-11 shooting from the field to go with six rebounds and two steals against Stony Brook (12/2).

2013-14 Season (R-Sophomore): Started all 34 games, averaging 6.8 points and 2.8 rebounds in 22.9 minutes ... ranked second on the team in field-goal shooting (45.4 percent), making 89 of 196 attempts ... shot a team-best 57.9 percent (11 of 19) in UC's three postseason games ... scored in double figures in 11 games ... poured in a season-high 15 points on 7-of-9 shooting to go with four rebounds and two assists at Temple (1/26) ... tallied 14 points, making 6 of 7 free throws against Chicago State (12/23) ... scored 13 points with a pair of three-pointers against Xavier (12/14) ... had 10 points with four rebounds and three steals at Memphis (1/4) ... handed out a career-best five assists against UMass Lowell (11/26) and UCF (1/23) ... contributed 10 points and season-best seven rebounds against Appalachian State (11/16).

2012-13 Season (R-Freshman): Played in 33 games as a reserve, averaging 3.0 points and 2.2 rebounds in 10.8 minutes ... played in all 18 BIG EAST games ... scored a season-high 12 points on 6-of-9 shooting to go with four rebounds in 23 minutes against Creighton (3/22) in the NCAA tournament second round ... posted 11 points to go with seven rebounds and three assists in 22 minutes against Maryland Eastern Shore (12/8) ... pulled down a season-high eight rebounds against Providence (3/13) in the second round of the BIG EAST Championship.

SEASON & CAREER STATISTICS

2015-16 SEASON

	Pts	CAREER
18 vs. Memphis, 1/21/16	18, 2x (last vs. Memphis, 1/21/16)	
11, 2x (last vs. Memphis, 1/21/16)	FG Atts	11, 3x (last vs. Memphis, 1/21/16)
8 vs. Memphis, 1/21/16	FG Made	8 vs. Memphis, 1/21/16
4, 2x (last vs. Temple, 12/29/15)	3PT-FG Atts	4, 2x (last vs. Temple, 12/29/15)
2, 3x (last vs. Tulane, 1/24/16)	3PT-FG Made	2, 3x (last vs. Tulane, 1/24/16)
7 vs. Western Carolina, 11/13/15	FT Atts	8, 2x (last at Houston, 2/21/15)
4, 3x (last at USF, 1/10/16)	FT Made	7, at Houston, 2/21/15
9 vs. Morgan State, 12/6/15	Rebs	9, 2x (last vs. Morgan State, 12/6/15)
4 vs. Morgan State, 12/6/15	Assts	5, 2x (last vs. UCF, 1/23/14)
5 vs. Robert Morris, 11/15/15	Stls	5 vs. Robert Morris, 11/15/15
2, 4x (last vs. Memphis, 1/21/16)	Blks	2, 7x (last vs. Memphis, 1/21/16)
33 at Xavier, 12/12/15	Mins	38 at Houston, 2/21/15

MISCELLANEOUS STATISTICS

CATEGORY	2012-13	2013-14	2014-15	2015-16	CAREER
Double-Figure Scoring Games	2	11	10	8	31
Double-Figure Rebounding Games	0	0	0	0	0
Double-Double Games	0	0	0	0	0
20-Point Scoring Games	0	0	0	0	0
Games Led UC in Scoring	0	0	3	2	5
Games Led UC in Rebounding	0	1	1	1	3
Games Led UC in Assists	1	2	0	3	6
Games With 3+ Assists	2	3	1	4	10
Games With 3+ Blocks	0	0	0	0	0
Games With 3+ Steals	0	2	0	1	3
Games With 3+ Three-Pointers	0	0	0	0	0


2011-12 Season: Redshirted.

Prior to Cincinnati: Played two seasons at NIA Prep in Newark, New Jersey, averaging 28 points and eight assists in 2010-2011 ... tabbed a four-star prospect by Rivals.com and Scout.com ... listed as the 81st-best player overall nationally by Rivals.com ... tabbed the 20th-best small forward in the country by Scout.com.

Personal: Born March 25, 1992 in Paterson, New Jersey ... son of Amanda Thomas and Joseph Carson ... has a brother, Isiah, and sister, Essence Carson, a forward/guard for the WNBA's New York Liberty ... nephew of long-time NBA veteran Tim Thomas ... right-handed.

CAREER STATISTICS

			Total		3-Point		F-Throws		Rebounds										Scoring	
Season	gp-gs	min/avg	fg-fga	pct	fg-fga	pct	ft-fa	pct	off	def	tot	avg	pf	fo	ast	to	blk	stl	pts	avg
2012-13	33-0	356/10.8	42-101	.416	3-8	.375	13-27	.481	30	41	71	2.2	22	0	16	19	6	17	100	3.0
2013-14	34-34	779/22.9	89-196	.454	5-19	.263	49-74	.662	37	57	94	2.8	55	1	32	36	12	29	232	6.8
2014-15	34-22	766/22.5	86-188	.457	6-18	.333	41-70	.586	39	66	105	3.1	53	0	19	49	17	20	219	6.4
2015-16	25-23	536/21.4	65-145	.448	11-33	.333	28-47	.596	37	63	100	4.0	39	0	36	33	15	19	169	6.8
TOTAL	126-79	2437/19.3	282-630	.448	25-78	.321	131-218	.601	143	227	370	2.9	169	1	103	137	50	85	720	5.7



#24 SHAQ THOMAS

FORWARD • 6-7 • 210 • R-SENIOR • 3L • PATERSON, N.J. (NIA PREP SCHOOL)

GAME-BY-GAME STATISTICS

2015-16 (SENIOR SEASON)

Opponent	Date	gs	min	Total		3-Pointers		Free throws		Rebounds			pf	a	tlo	avg	pt	a	blk	stl	pts	avg
				fg	fga	pct	3fg	3fga	pct	ft	fta	pct										
WESTERN CAROLINA	11/13/15	*	22	2-5	.400	0-0	.000	4-7	.571	2	3	5	5.0	3	3	3	0	0	8	8.0		
ROBERT MORRIS	11/15/15	*	18	6-8	.750	0-0	.000	2-4	.500	0	3	3	4.0	2	2	0	1	5	14	10.0		
at Bowling Green	11/18/15	*	20	4-7	.571	1-2	.500	1-2	.500	2	1	3	3.7	0	3	2	2	1	10	10.7		
ARKANSAS-PINE BLUFF	11/22/15	*	21	1-5	.200	0-1	.000	3-3	1.000	2	5	7	4.5	1	1	1	0	1	5	9.3		
SE LOUISIANA	11/24/15	*	16	1-3	.333	0-1	.000	0-0	.000	4	2	6	4.8	2	2	1	0	0	2	7.8		
vs Nebraska	11/27/15	*	26	4-8	.500	2-2	1.000	4-6	.667	1	3	4	4.7	3	0	2	0	0	14	8.8		
vs George Washington	11/28/15	*	19	0-3	.000	0-1	.000	2-2	1.000	3	0	3	4.4	4	2	0	0	0	2	7.9		
BUTLER	12/2/15	*	20	2-5	.400	0-0	.000	1-1	1.000	1	1	2	4.1	0	0	1	1	0	5	7.5		
MORGAN STATE	12/6/15	*	27	7-9	.778	1-2	.500	0-2	.000	2	7	9	4.7	3	4	2	2	1	15	8.3		
at Xavier	12/12/15	*	33	5-11	.455	1-4	.250	0-0	.000	3	2	5	4.7	3	3	3	1	0	11	8.6		
NORFOLK STATE	12/15/15	*	27	4-9	.444	1-3	.333	0-1	.000	2	4	6	4.8	4	3	2	1	1	9	8.6		
at VCU	12/19/15	*	27	1-3	.333	0-1	.000	2-2	1.000	2	5	7	5.0	1	1	1	1	0	4	8.3		
IOWA STATE	12/22/15	*	20	2-5	.400	0-1	.000	0-0	.000	2	4	6	5.1	0	2	1	0	2	4	7.9		
TEMPLE	12/29/15	*	28	3-8	.375	2-4	.500	0-0	.000	0	2	2	4.9	2	0	1	2	0	8	7.9		
TULSA	1/2/16	*	24	2-5	.400	0-1	.000	0-0	.000	1	4	5	4.9	3	2	2	1	2	4	7.7		
at SMU	01/07/16	*	17	1-6	.167	0-2	.000	0-0	.000	1	1	2	4.7	1	1	2	0	0	2	7.3		
at USF	1/10/16	*	29	3-7	.429	0-1	.000	4-5	.800	1	2	3	4.6	1	2	0	0	1	10	7.5		
HOUSTON	1/13/16	*	20	0-4	.000	0-0	.000	0-0	.000	1	0	1	4.4	1	0	2	0	1	0	7.1		
at Temple	01/16/16	*	25	1-5	.200	0-0	.000	0-2	.000	2	2	4	4.4	0	0	0	0	1	2	6.8		
MEMPHIS	01/21/16	*	29	8-11	.727	1-3	.333	1-1	1.000	1	5	6	4.5	2	1	2	2	0	18	7.4		
TULANE	01/24/16	*	19	6-8	.750	2-2	1.000	3-4	.750	0	4	4	4.4	1	2	1	0	1	17	7.8		
at UCONN	1/28/16	*	18	1-3	.333	0-0	.000	0-1	.000	2	1	3	4.4	0	1	2	0	1	2	7.5		
USF	02/04/16	*	17	0-4	.000	0-1	.000	1-2	.500	2	1	3	4.3	2	1	0	1	1	1	7.3		
at Memphis	2/6/16	*	11	0-1	.000	0-1	.000	0-2	.000	0	1	1	4.2	0	0	2	0	0	0	7.0		
at UCF	2/9/16	*	3	1-2	.500	0-0	.000	0-0	.000	0	0	0	4.0	0	0	0	0	0	0	2	6.8	
Totals			23	536	65-145	.448	11-33	.333	28-47	.596	37	63	100	40	39	36	33	15	19	169	6.8	

2013-14 (R-SOPHOMORE SEASON)

Opponent	Date	gs	min	Total		3-Pointers		Free throws		Rebounds			pf	a	tlo	blk	stl	pts	avg			
				fg	fga	pct	3fg	3fga	pct	ft	fta	pct								off	def	tot
NORTH CAROLINA CENT	11/08/13	*	11	1-2	.500	0-0	.000	0-0	.000	2	3	5	0	2	0	3	0	0	2	2.0		
NC STATE	11/12/13	*	25	2-4	.500	0-0	.000	2-3	.667	2	0	2	3	5	2	0	1	1	6	4.0		
APPALACHIAN ST.	11/16/13	*	27	3-9	.333	0-0	.000	4-4	1.000	4	3	7	4	7	0	2	1	1	1	10	6.0	
CAMPBELL	11/20/13	*	27	4-7	.571	0-0	.000	0-1	.000	1	1	2	4	0	2	3	0	1	8	6.5		
UMASS LOWELL	11/26/13	*	24	3-7	.429	0-2	.000	1-2	.500	1	3	4	4	0	1	5	0	2	7	6.6		
KENNESAW ST.	11/29/13	*	21	5-7	.714	1-1	1.000	0-0	.000	0	2	2	3	7	1	2	0	0	2	11	7.3	
USC UPSTATE	12/03/13	*	20	1-4	.250	0-0	.000	2-2	1.000	1	1	2	3	4	2	0	0	3	4	6.9		
at New Mexico	12/07/13	*	16	0-2	.000	0-0	.000	0-0	.000	0	2	2	3	3	2	1	1	1	0	6.0		
vs Xavier	12/14/13	*	35	5-8	.625	2-3	.667	1-4	.250	1	0	1	3	0	1	1	1	1	13	6.8		
vs Pittsburgh	12/17/13	*	20	0-4	.000	0-0	.000	0-0	.000	1	1	2	2	9	2	0	1	0	0	6.1		
MIDDLE TENNESSEE	12/21/13	*	16	2-5	.400	0-1	.000	3-3	1.000	1	2	3	2	9	2	0	3	0	1	7	6.2	
CHICAGO STATE	12/23/13	*	20	4-8	.500	0-2	.000	6-7	.857	0	1	1	2	8	1	2	0	0	1	14	6.8	
NEBRASKA	12/28/13	*	17	1-4	.250	0-0	.000	1-2	.500	0	2	2	2	7	1	0	0	0	0	3	6.5	
SMU	1/1/14	*	27	2-4	.500	0-0	.000	6-8	.750	0	1	1	2	6	1	0	1	0	0	10	6.8	
at Memphis	1/4/14	*	30	4-9	.444	1-1	1.000	1-3	.333	3	1	4	2	7	2	0	0	1	3	10	7.0	
at Houston	1/7/14	*	22	0-5	.000	0-1	.000	0-0	.000	1	3	4	2	8	3	1	2	0	0	0	6.6	
RUTGERS	1/11/14	*	28	2-7	.286	1-2	.500	6-6	1.000	0	3	3	2	8	0	0	0	2	1	11	6.8	
TEMPLE	1/14/14	*	24	2-3	.667	0-0	.000	0-0	.000	0	2	2	2	8	2	3	0	0	0	4	6.7	
at USF	1/18/14	*	23	3-4	.750	0-0	.000	4-4	1.000	1	2	3	2	8	3	0	2	1	1	10	6.8	
UCF	1/23/14	*	17	2-6	.333	0-0	.000	2-4	.500	3	2	5	3	0	3	5	2	0	1	6	6.8	
at Temple	01/26/14	*	32	7-9	.778	0-1	.000	1-3	.333	1	3	4	3	0	5	2	1	1	0	15	7.2	
at Louisville	1/30/14	*	29	4-5	.800	0-1	.000	3-4	.750	2	4	6	3	1	3	1	2	0	0	11	7.4	
USF	2/4/14	*	23	1-6	.167	0-0	.000	0-0	.000	0	1	1	2	3	1	0	0	0	1	2	7.1	
UConn	2/6/14	*	19	2-3	.667	0-0	.000	0-0	.000	0	1	1	3	0	1	0	0	0	0	4	7.0	
at SMU	02/08/14	*	24	2-5	.400	0-2	.000	1-2	.500	0	1	1	2	9	1	0	2	0	2	5	6.9	
HOUSTON	2/15/14	*	28	5-10	.500	0-1	.000	1-2	.500	1	1	2	2	9	2	1	0	1	0	11	7.1	
at UCF	2/19/14	*	24	4-8	.500	0-0	.000	0-0	.000	0	1	1	2	9	3	1	2	1	0	8	7.1	
LOUISVILLE	2/22/14	*	21	0-4	.000	0-0	.000	0-0	.000	0	0	0	0	2	8	1	1	1	0	1	6.9	
at UConn	3/1/14	*	25	3-7	.429	0-1	.000	2-6	.333	1	4	5	2	8	0	0	1	0	1	8	6.9	
MEMPHIS	03/06/14	*	22	2-6	.333	0-0	.000	0-0	.000	1	1	2	2	8	2	0	0	1	0	4	6.8	
at Rutgers	03/08/14	*	19	2-5	.400	0-0	.000	0-0	.000	0	2	2	2	8	2	0	1	1	1	4	6.7	
vs UCF	3/13/14	*	18	3-6	.500	0-0	.000	2-4	.500	1	1	2	2	8	1	0	1	0	0	8	6.8	
vs UConn	3/14/14	*	24	4-7	.571	0-0	.000	0-0	.000	4	1	5	2	8	1	2	1	0	1	0	8	6.8
vs Harvard	03/20/14	*	21	4-6	.667	0-0	.000	0-0	.000	0	1	1	2	8	2	0	1	2	1	8	6.8	
Totals			34	779	89-196	.454	5-19	.263	49-74	.662	37	57	94	2	8	55	32	36	12	29	232	6.8

2014-15 (R-JUNIOR SEASON)

Opponent	Date	gs	min	Total			3-Pointers			Free throws			Rebounds			pf	a	tlo	blk	stl	pts	avg
				fg	fga	pct	3fg	3fga	pct	ft	fta	pct	off	def	tot							
SAINT FRANCIS	11/14/14	*	14	0-3	.000	0-1	.000	0-0	.000	0	3	3	0	1	0	4	0	0	0	0	0.0	
MOREHEAD STATE	11/19/14	*	24	1-6	.167	0-2	.000	1-2	.500	2	2	4	3	5	4	3	3	1	2	3	1.5	
EASTERN ILLINOIS	11/23/14	*	26	4-8	.500	0-1	.000	1-2	.500	2	3	5	4	0	1	5	1	1	1	9	4.0	
N.C. CENTRAL	11/25/14	*	19	0-1	.000	0-0	.000	1-2	.500	0	1	1	3	3	1	1	2	0	0	1	3.3	
vs Middle Tennessee	11/28/14	*	8	3-3	1.000	0-0	.000	0-0	.000	1	2	3	3	2	0	0	1	1	0	6	3.8	
vs Ole Miss	11/29/14	*	18	2-7	.286	0-1	.000	0-0	.000	3	1	4	3	3	1	0	0	0	0	4	3.8	
STONY BROOK	12/02/14	*	30	6-11	.545	0-1	.000	2-2	1.000	3	3	6	3	7	1	1	0	2	14	5.3		
at Nebraska	12/13/14	*	27	2-8	.250	0-0	.000	1-3	.333	1	7	8	4	3	0	0	1	0	1	5	5.3	
SAN DIEGO STATE	12/17/14	*	25	2-6	.333	0-0	.000	3-4	.750	1	1	2	4	3	0	3	0	0	0	7	5.4	
VCU	12/20/14	*	27	3-9	.333	0-0	.000	0-3	.000	5	4	9	4	5	1	0	2	1	0	6	5.5	
WAGNER	12/23/14	*	23	3-6	.500	0-0	.000	4-7	.571	3	1	4	4	5	3	0	2	1	0	10	5.9	
at NC State	12/30/14	*	28	5-10	.500	0-1	.000	5-6	.833	1	1	2	4	3	2	0	0	0	1	15	6.7	
SMU	01/03/15	*	33	1-5	.200	0-0	.000	2-4	.500	2	3	5	4	3	0	1	3	1	0	4	6.5	
EAST CAROLINA	01/06/15		9	3-4	.750	0-0	.000	0-0	.000	0	3	3	4	2	2	0	0	0	1	6	6.4	
at UConn	11/01/15	*	27	3-5	.600	1-1	1.000	1-2	.500	1	3	4	4	2	3	1	3	2	2	8	6.5	
at Memphis	11/15/15	*	14	0-2	.000	0-0	.000	0-0	.000	0	2	2	4	1	2	0	0	0	0	1	6.1	
EMPLE	01/17/15		13	2-4	.500	0-0	.000	0-0	.000	0	1	1	3	9	1	0	0	0	0	4	6.0	
HOUSTON	01/21/15		19	4-5	.800	1-1	1.000	1-2	.500	0	0	3	7	1	1	1	0	0	0	10	6.2	
at UCF	01/25/15		12	1-2	.500	0-0	.000	1-2	.500	0	0	0	3	5	1	0	0	1	0	3	6.1	
UConn	01/29/14		14	1-2	.500	0-0	.000	1-3	.333	0	0	0	3	3	0	0	0	0	0	3	5.9	
at East Carolina	02/01/15		15	1-3	.333	0-0	.000	2-3	.667	0	2	2	3	2	1	0	0	0	1	4	5.8	
at SMU	02/05/15		25	3-5	.600	1-1	1.000	1-2	.500	2	2	3	2	3	1	0	3	1	1	8	5.9	
USF	02/07/15		21	1-5	.200	0-0	.000	1-1	1.000	2	0	2	3	1	1	2	1	0	1	3	5.8	
at Temple	02/10/15		26	5-6	.833	1-1	1.000	0-0	.000	0	3	3	3	1	4	1	1	0	0	11	6.0	
TULANE	02/14/15		11	0-2	.000	0-1	.000	0-0	.000	0	2	2	3	1	3	0	1	0	0	0	5.8	
XAVIER	02/18/15		25	4-7	.571	0-1	.000	0-0	.000	1	1	2	3	0	1	1	1	0	1	8	5.8	
at Houston	2/21/15	*	38	5-8	.625	1-2	.500	7-8	.875	0	0	0	2	9	1	2	0	1	1	18	6.3	
UCF	02/25/15	*	32	6-8	.750	0-0	.000	1-2	.500	1	2	3	2	9	1	1	1	0	0	13	6.5	
at Tulane	02/28/15	*	28	4-6	.667	1-2	.500	2-3	.667	0	0	0	2	8	2	1	1	1	0	11	6.7	
at Tulsa	03/04/15	*	31	0-6	.000	0-0	.000	0-2	.000	1	2	3	2	8	2	1	4	2	1	0	6.5	
MEMPHIS	03/08/15		12	1-2	.500	0-0	.000	0-0	.000	2	2	2	2	8	1	0	3	0	1	2	6.3	
vs UConn	3/13/15	*	35	4-7	.571	0-1	.000	2-2	1.000	5	2	7	2	9	1	1	2	0	1	10	6.4	
vs Purdue	3/19/15	*	29	1-6	.167	0-0	.000	1-3	.333	2	4	6	3	0	3	0	1	1	1	3	6.3	
vs Kentucky	3/21/15	*	28	5-10	.500	0-0	.000	0-0	.000	2	3	5	3	1	4	0	1	0	0	10	6.4	
Totals			22	766	86-198	.457	6-18	.333	41-70	586	39	66	105	31	53	19	49	17	20	219	6.4	



#25 KEVIN JOHNSON

GUARD • 6-3 • 180 • JUNIOR • 2L • CINCINNATI, OHIO (SUMMIT COUNTRY DAY)

MOMENTS

- » Got hot from the perimeter, making four three-pointers against both Temple (1/17/15) and at Tulane (2/28/15)
- » Sank a pair of free throws with 11 seconds remaining to help secure a 61-60 road win at Houston (1/17/14)
- » Nailed a three-pointer with 36 seconds left to help send Cincinnati to a 61-58 win over UCF in 2014 American Championship quarterfinals.

2015-16 Season (Junior): Scored a team-high 13 points with a trio of threes at UCF (2/9) ... registered nine points with three steals against Memphis (1/21) ... posted eight points with a pair of threes against No. 11 Iowa State (12/22) ... had nine points with a pair of threes against Butler (12/2) ... scored nine of his 11 points in the second half, including a key put back with four minutes left against George Washington (11/28) ... poured in 14 points with four three-pointers in 23 minutes vs. Robert Morris (11/15).

2014-15 Season (Sophomore): Started 24 of 34 games played, averaging 6.5 points, 1.4 rebounds, and 1.3 assists in 21.8 minutes ... ranked third on the team in scoring in January, averaging 8.3 points with a team-best 14 three-pointers ... scored in double figures in eight games and handed out three or more assists six times ... posted a season-high 15 points with a season-best four three-pointers at Tulane (2/28) ... had 14 points with a season-best four three-pointers against Temple (1/17) ... registered 13 points with a trio of three-pointers and four rebounds at UCF (1/25) ... recorded 12 points and a season-high five rebounds with two assists and two steals at Houston (2/21).

2013-14 Season (Freshman): Played in 33 games as a reserve, averaging 3.7 points and 1.0 rebounds in 10.2 minutes ... led the team in free-throw shooting (86.7 percent) making 26 of 30 attempts, including several in clutch situations ... made his last 19 free throws of the season ... made a pair of free-throws with 11 seconds left in UC's 61-60 win at Houston (1/7) ... hit a three-pointer with 36 seconds left to secure UC's win over UCF (3/13) in the quarterfinals of the AAC Championship ... scored a season-high 11 points on 4-of-6 shooting to go with four rebounds against Nebraska (12/28) ... posted 10 points with 5-of-6 free throws against Chicago State (12/23) ... tallied eight points with a pair of three-pointers and three assists at Rutgers (3/8).

Prior to Cincinnati: Averaged 21 points and five rebounds as a senior at Summit Country Day, helping the Silver Knights to a 25-1 record and second-place regional finish ... guided his team to a 26-1 record and the school's first Division III state crown as a junior while averaging 14.1 points, 6.6 rebounds and 2.8 assists ... earned most valuable player award in 2012 state championship game ... tabbed co-player of the year as a junior and senior ... earned co-Mr. Basketball accolades as a senior ... selected a Top 150 prospect and Top 30 shooting guard by Rivals.com ... coached by Michael Bradley.

Personal: Born June 11, 1995 in Cincinnati, Ohio ... son of Katrice Rosser-Johnson and Kevin Johnson Sr. ... right-handed.

SEASON & CAREER STATISTICS

2015-16 SEASON

15 vs. Houston, 1/13/16	Pts	15, 2x (last vs. Houston, 1/13/16)
14 vs. Robert Morris, 11/15/15	FG Atts	14 vs. Robert Morris, 11/15/15
5, 3x (last at UCF, 2/9/16)	FG Made	5, 6x (last at UCF, 2/9/16)
9, 2x (last vs. Houston, 1/13/16)	3PT-FG Atts	9, 2x (last vs. Houston, 1/13/16)
4, 2x (last vs. Houston, 1/13/16)	3PT-FG Made	4, 4x 2x (last vs. Houston, 1/13/16)
4, 3x (last vs. USF, 2/4/16)	FT Atts	6, 2x (last vs. Memphis, 3/8/15)
4, 2x (last vs. USF, 2/4/16)	FT Made	5, vs. Chicago State, 12/23/13
6 at Temple, 1/16/16	Rebs	6 at Temple, 1/16/16
4, 2x (last at UConn, 1/28/16)	Assts	4, 2x (last at UConn, 1/28/16)
3, 2x (last at UCF, 2/9/16)	Stls	4 vs. Wagner, 12/23/14
0	Blks	2 vs. Stony Brook, 12/2/14
33 at UCF, 2/9/16	Mins	36 at Temple, 2/10/15

MISCELLANEOUS STATISTICS

CATEGORY	2013-14	2014-15	2015-16	CAREER
Double-Figure Scoring Games	2	8	5	15
Double-Figure Rebounding Games	0	0	0	0
Double-Double Games	0	0	0	0
20-Point Scoring Games	0	0	0	0
Games Led UC in Scoring	0	4	2	6
Games Led UC in Rebounding	0	0	0	0
Games Led UC in Assists	0	4	3	7
Games With 3+ Assists	3	6	6	15
Games With 3+ Blocks	0	0	0	0
Games With 3+ Steals	0	1	2	3
Games With 3+ Three-Pointers	0	5	3	8

CAREER STATISTICS

Season	gp-gs	min/avg	Total		3-Point		F-Throws		Rebounds										Scoring	
			fg-fga	pct	fg-fga	pct	ft-fa	pct	off	def	tot	avg	pf	fo	ast	to	blk	stl	pts	avg
2013-14	33-0	338/10.2	41-103	.398	15-48	.313	26-30	.867	14	19	33	1.0	42	0	21	17	3	13	123	3.7
2014-15	34-24	742/21.8	74-195	.379	43-123	.350	29-44	.659	6	40	46	1.4	68	0	45	54	4	28	220	6.5
2015-16	25-0	480/19.2	52-150	.347	31-100	.310	21-28	.750	18	26	44	1.8	44	0	39	32	0	23	156	6.2
TOTAL	92-24	1560/17.0	167-448	.373	89-271	.328	76-102	.745	38	85	123	1.3	154	0	105	103	7	64	499	5.4



#25 KEVIN JOHNSON

GUARD • 6-3 • 180 • JUNIOR • 2L • CINCINNATI, OHIO (SUMMIT COUNTRY DAY)

GAME-BY-GAME STATISTICS

2015-16 (JUNIOR SEASON)

Opponent	Date	gs	min	Total		3-Pointers		Free throws		Rebounds				pf	a	t/o	blk	stl	pts	avg
				fg-fga	pct	3fg-fga	pct	ft-fa	pct	off	def	tot	avg							
WESTERN CAROLINA	11/13/15	20	2-7	286	1-5	200	1-2	.500	0	1	1	1.0	2	3	0	0	0	6	6.0	
ROBERT MORRIS	11/15/15	23	5-14	357	4-9	444	0-0	.000	3	1	4	2.5	2	3	0	0	2	14	10.0	
at Bowling Green	11/18/15	20	3-8	375	2-6	333	0-0	.000	0	1	1	2.0	2	2	1	0	1	8	9.3	
ARKANSAS-PINE BLUFF	11/22/15	15	1-6	167	0-3	000	3-3	1.000	0	0	0	1.5	2	2	0	0	1	5	8.3	
SE LOUISIANA	11/24/15	18	1-7	143	1-4	250	0-0	.000	0	1	1	1.4	3	3	2	0	2	3	7.2	
vs Nebraska	11/27/15	25	1-5	200	1-3	333	1-2	.500	3	2	5	2.0	1	3	1	0	1	4	6.7	
vs George Washington	11/28/15	25	5-9	556	1-5	200	0-0	.000	2	0	2	2.0	1	0	0	0	0	11	7.3	
BUTLER	12/2/15	26	3-5	600	2-3	667	1-2	.500	0	1	1	1.9	3	1	2	0	0	9	7.5	
MORGAN STATE	12/6/15	22	4-8	500	2-6	333	0-0	.000	2	1	3	2.0	1	3	3	0	2	10	7.8	
at Xavier	12/12/15	16	1-2	500	1-2	500	0-0	.000	0	0	0	1.8	2	1	3	0	1	3	7.3	
NORFOLK STATE	12/15/15	10	0-2	.000	0-2	.000	0-0	.000	1	0	1	1.7	3	1	3	0	0	0	6.6	
at VCU	12/19/15	15	0-2	.000	0-2	.000	4-4	1.000	0	1	1	1.7	1	0	0	0	1	4	6.4	
IOWA STATE	12/22/15	19	3-4	750	2-3	667	0-0	.000	1	0	1	1.6	3	0	2	0	0	8	6.5	
TEMPLE	12/29/15	13	1-4	250	1-3	333	0-0	.000	0	0	0	1.5	2	0	1	0	0	3	6.3	
TULSA	12/16	21	2-8	250	2-5	400	1-2	.500	1	0	1	1.5	1	1	2	0	2	7	6.3	
at SMU	01/07/16	12	2-4	500	1-3	333	0-0	.000	0	0	0	1.4	0	0	0	0	0	5	6.3	
at USF	11/10/16	17	1-4	250	0-3	.000	0-0	.000	0	2	2	1.4	2	2	2	0	0	2	6.0	
HOUSTON	11/13/16	22	5-12	417	4-9	444	1-2	.500	0	3	3	1.5	0	1	0	0	2	15	6.5	
at Temple	01/16/16	24	1-7	143	0-5	.000	0-0	.000	2	4	6	1.7	1	4	3	0	0	2	6.3	
MEMPHIS	01/21/16	20	3-7	429	1-5	200	2-3	.667	1	3	4	1.9	3	1	0	0	3	9	6.4	
TULANE	01/24/16	18	0-2	.000	0-1	.000	3-4	.750	0	2	2	1.9	2	1	0	0	1	3	6.2	
at UCONN	12/28/16	16	1-5	200	1-4	250	0-0	.000	0	0	0	1.8	0	4	1	0	1	3	6.1	
USF	02/04/16	17	2-4	500	1-3	333	4-4	1.000	0	2	2	1.8	1	1	2	0	0	9	6.2	
at Memphis	2/6/16	13	0-3	.000	0-2	.000	0-0	.000	0	0	0	1.7	4	0	2	0	0	0	6.0	
at UCF	2/9/16	33	5-11	455	3-4	750	0-0	.000	2	1	3	1.8	2	2	2	0	3	13	6.2	
Totals		0	480	52-150	347	31-100	.310	21-28	.750	18	26	44	1.8	44	39	32	0	23	156	6.2

2014-15 (SOPHOMORE SEASON)

Opponent	Date	gs	min	Total		3-Pointers		Free throws		Rebounds				pf	a	t/o	blk	stl	pts	avg
				fg	pct	3fg	pct	ft	pct	off	def	tot	avg							
SAINT FRANCIS	11/14/14	17	3-5	.600	0-2	.000	1-2	.500	0	0	0	0.0	1	2	2	0	1	7	7.0	
MOREHEAD STATE	11/19/14	4	0-0	.000	0-0	.000	0-0	.000	0	0	0	0.0	3	0	1	0	0	0	3.5	
EASTERN ILLINOIS	11/23/14	* 18	0-6	.000	0-5	.000	2-3	.667	0	3	3	1.0	2	1	3	0	0	2	3.0	
N.C. CENTRAL	11/25/14	* 23	3-5	.600	3-4	.750	0-0	.000	0	0	0	0.8	1	1	1	0	0	9	4.5	
vs Middle Tennessee	11/28/14	* 23	2-6	.333	2-5	.400	0-0	.000	0	3	3	1.2	0	0	3	0	0	6	4.8	
vs Ole Miss	11/29/14	* 32	1-6	.167	0-5	.000	0-0	.000	0	1	1	1.2	2	1	0	0	0	2	4.3	
STONY BROOK	12/02/14	* 25	4-6	.667	2-2	1.000	2-5	.400	0	3	3	1.4	3	1	1	2	1	12	5.4	
at Nebraska	12/13/14	* 25	1-7	.143	1-5	.200	0-0	.000	0	1	1	1.4	3	0	1	0	0	3	5.1	
SAN DIEGO STATE	12/17/14	* 21	2-3	.667	1-2	.500	4-4	1.000	0	1	1	1.3	3	1	3	0	1	9	5.6	
VCU	12/20/14	* 17	1-3	.333	0-2	.000	0-0	.000	0	0	0	1.2	1	0	3	0	0	2	5.2	
WAGNER	12/23/14	* 21	5-8	.625	1-3	.333	0-0	.000	0	2	2	1.3	2	3	1	0	4	11	5.7	
at NC State	12-30-14	* 24	1-5	.200	0-3	.000	0-0	.000	0	0	0	1.2	3	1	1	0	2	2	5.4	
SMU	01/03/15	* 16	1-3	.333	1-3	.333	2-2	1.000	0	1	1	1.2	4	0	4	1	1	5	5.4	
EAST CAROLINA	01/06/15	* 21	5-9	.556	2-4	.500	0-1	.000	0	1	1	1.1	0	0	1	0	1	12	5.9	
at UConn	11/01/15	* 25	1-8	.125	0-4	.000	4-4	1.000	0	2	2	1.2	4	2	1	0	0	6	5.9	
at Memphis	11/15/15	* 25	2-5	.400	1-4	.250	0-0	.000	0	0	0	1.1	1	3	1	0	2	5	5.8	
TEMPLE	01/17/15	* 31	5-7	.714	4-5	.800	0-0	.000	1	1	2	1.2	2	1	0	0	2	14	6.3	
HOUSTON	01/21/15	* 20	1-5	.200	1-3	.333	0-0	.000	0	1	1	1.2	3	2	0	0	1	3	6.1	
at UCF	01/25/15	* 23	3-9	.333	3-7	.429	4-4	1.000	1	3	4	1.3	3	1	0	0	2	13	6.5	
UCONN	01/29/15	* 24	2-4	.500	2-4	.500	2-4	.500	0	0	0	1.3	4	2	1	0	2	8	6.6	
at East Carolina	02/01/15	* 28	1-8	.125	0-7	.000	0-0	.000	0	1	1	1.2	4	3	2	1	0	2	6.3	
at SMU	02/05/15	* 22	0-4	.000	0-2	.000	0-0	.000	0	0	0	1.2	2	2	3	0	1	0	6.0	
USF	02/07/15	* 22	4-11	.364	3-6	.500	0-0	.000	0	1	1	1.2	3	3	1	0	0	11	6.3	
at Temple	02/10/15	* 36	2-9	.222	2-5	.400	0-2	.000	1	2	3	1.3	1	3	1	0	1	6	6.3	
TULANE	02/14/15	* 27	1-4	.250	0-2	.000	0-0	.000	0	2	2	1.3	1	3	2	0	1	2	6.1	
XAVIER	02/18/15	* 14	1-4	.250	0-2	.000	0-0	.000	0	1	1	1.3	1	0	2	0	1	2	5.9	
at Houston	2/21/15	31	4-8	.500	2-4	.500	2-3	.667	0	5	5	1.4	2	2	4	0	2	12	6.1	
UCF	02/25/15	15	3-3	1.000	2-2	1.000	0-0	.000	0	1	1	1.4	0	0	4	0	0	8	6.2	
at Tulane	02/28/15	21	5-8	.625	4-6	.667	1-2	.500	1	1	2	1.4	4	2	0	0	1	15	6.5	
at Tulsa	03/04/15	15	3-7	.429	1-4	.250	1-2	.500	2	0	2	1.4	1	1	1	0	0	8	6.6	
MEMPHIS	03/08/15	20	2-7	.286	1-4	.250	4-6	.667	0	1	1	1.4	1	1	2	0	1	9	6.6	
vs UConn	3/13/15	15	1-4	.250	1-1	1.000	0-0	.000	0	0	0	1.4	1	1	2	0	0	3	6.5	
vs Purdue	3/19/15	22	3-5	.600	2-4	.500	0-0	.000	0	1	1	1.4	1	2	0	0	0	8	6.6	
vs Kentucky	3/21/15	19	1-3	.333	1-2	.500	0-0	.000	0	1	1	1.4	1	0	2	0	0	3	6.5	
Totals		24	742	74-195	.379	43-123	.350	29-44	.659	6	40	46	1.4	68	45	54	4	28	220	6.5

2013-14 (FRESHMAN SEASON)

Opponent	Date	gs	min	Total		3-Pointers		Free throws		Rebounds				pf	a	t/o	blk	stl	pts	avg
				fg-fga	pct	3fg-fga	pct	ft-fa	pct	off	def	tot	avg							
NORTH CAROLINA CENT	11/08/13	9	0-5	.000	0-2	.000	0-0	.000	2	0	2	2.0	1	0	0	0	0	0	0.0	
NC STATE	11/12/13	5	0-3	.000	0-1	.000	0-0	.000	0	0	0	1.0	2	0	1	0	0	0	0.0	
APPALACHIAN ST.	11/16/13	17	1-5	200	0-1	.000	0-0	.000	1	1	2	1.3	1	0	0	0	0	2	0.7	
CAMPBELL	11/20/13	19	2-6	333	0-3	.000	0-0	.000	0	0	0	1.0	3	0	1	1	1	4	1.5	
UMASS LOWELL	11/26/13	15	3-7	429	0-3	.000	1-2	.500	0	1	1	1.0	2	1	0	0	0	7	2.6	
KENNESAW ST.	11/29/13	11	2-4	500	0-1	.000	0-0	.000	2	1	3	1.3	4	2	0	0	0	4	2.8	
USC UPSTATE	12/03/13	16	4-7	571	1-4	.250	0-0	.000	0	1	1	1.3	3	1	0	0	1	9	3.7	
at New Mexico	12/07/13	15	2-4	500	1-1	1.000	0-1	.000	1	2	3	1.5	4	0	0	0	0	5	3.9	
vs Xavier	12/14/13	22	2-4	500	1-3	.333	0-1	.000	0	0	0	1.3	1	0	0	0	0	5	4.0	
vs Pittsburgh	12/17/13	3	0-0	.000	0-0	.000	0-0	.000	0	1	1	1.3	1	0	0	0	1	0	3.6	
MIDDLE TENNESSEE	12/21/13	12	1-1	1,000	0-0	.000	3-3	1.000	0	0	0	1.2	3	1	0	0	1	5	3.7	
CHICAGO STATE	12/22/13	19	2-10	200	1-6	.167	.56	.833	1	1	2	1.3	2	2	2	0	0	10	4.3	
NEBRASKA	12/28/13	16	4-6	667	1-2	.500	2-2	1.000	2	2	4	1.5	0	1	1	1	0	11	4.8	
SMU	1/1/14	3	0-2	.000	0-2	.000	0-0	.000	0	0	0	1.4	1	0	0	0	1	0	4.4	
at Memphis	1/4/14	16	2-3	667	1-1	1.000	2-2	1.000	1	2	3	1.5	3	1	2	0	1	7	4.6	
at Houston	1/7/14	9	0-4	.000	0-1	.000	2-2	1.000	2	0	2	1.5	0	0	0	0	1	2	4.4	
RUTGERS	1/11/14	11	1-4	250	0-2	.000	2-2	1.000	0	0	0	1.4	1	0	0	0	0	4	4.4	
TEMPLE	1/14/14	9	1-2	500	1-1	1.000	2-2	1.000	1	0	1	1.4	1	0	2	0	0	5	4.4	
at USF	1/18/14	5	0-0	.000	0-0	.000	0-0	.000	0	0	0	1.3	0	0	0	0	0	0	4.2	
UCF	1/23/14	14	1-3	333	0-1	.000	0-0	.000	0	1	1	1.3	1	3	3	0	0	2	4.1	
at Temple	01/26/14	9	2-2	1,000	1-1	1.000	2-2	1.000	0	1	1	1.3	1	0	1	0	1	7	4.2	
at Louisville	1/30/14	1	0-0	.000	0-0	.000	0-0	.000	0	0	0	1.2	0	0	0	0	0	0	4.0	
USF	2/2/14	5	0-0	.000	0-0	.000	0-0	.000	0	0	0	1.2	1	1	1	0	0	0	3.9	
at SMU	02/08/14	6	1-2	500	1-1	1.000	0-0	.000	1	0	1	1.2	1	0	1	0	0	3	3.8	
HOUSTON	2/15/14	5	0-0	.000	0-0	.000	0-0	.000	0	0	0	1.1	1	0	0	0	0	0	3.7	
at UCF	2/19/14	15	2-4	500	0-1	.000	1-1	1.000	0	2	2	1.2	2	3	0	1	0	5	3.7	
LOUISVILLE	2/22/14	2	0-0	.000	0-0	.000	0-0	.000	0	0	0	1.1	0	0	0	0	0	0	3.6	
at UConn	3/1/14	2	0-0	.000	0-0	.000	0-0	.000	0	0	0	1.1	1	0	0	0	0	0	3.5	
MEMPHIS	03/06/14	3	0-0	.000	0-0	.000	4-4	1.000	0	0	0	1.0	0	0	0	0	1	0	4	3.5
at Rutgers	03/08/14	11	3-5	600	2-4	.500	0-0	.000	0	0	0	1.0	0	3	0	0	1	8	3.6	
vs UConn	3/13/14	11	3-3	1,000	1-2	1.000	0-0	.000	0	1	1	1.0	1	0	2	0	2	8	3.8	
vs UConn	3/14/14	9	1-3	333	1-2	.500	0-0	.000	0	0	0	1.0	1	0	0	0	1	3	3.8	
vs Harvard	03/20/14	13	1-4	250	1-2	.500	0-0	.000	0	2	2	1.0	0	1	0	0	0	3	3.7	
Totals		0	338	41-103	398	15-48	.313	26-30	.867	14	19	33	1.0	42	21	17	3	13	123	3.7



#45 ZACK TOBLER

FORWARD • 6-5 • 240 • JUNIOR • 2L • FORT MITCHELL, KY. (COVINGTON CATHOLIC HIGH SCHOOL)

MOMENTS

- » The fan favorite walk-on scored his first career point, sinking a free throw against Stony Brook (12/2/14)
- » Netted his first career field goal in the closing moments against East Carolina (1/6/15)

2015-16 Season (Junior): Logged a career-high six minutes making 1 of 2 field goal attempts against Tulane (1/24) ... scored a career-high five points on 5-of-6 shooting from the foul line to go with a career-high two rebounds in four minutes against Arkansas-Pine Bluff (11/22) ... saw three minutes of action and handed out his first career assist vs. Robert Morris (11/15) ... played two minutes and scored a basket in the season opener (11/13).

2014-15 Season (Sophomore): Played in eight games as a reserve walk-on, averaging 0.4 points and 0.1 rebounds in 1.4 minutes ... made his first career field goal against East Carolina (1/6) ... scored his first career point from the foul line against Stony Brook (12/2).

2013-14 Season (Freshman): Played in eight games as a reserve walk-on, averaging 0.0 points and 0.3 rebounds in 1.6 minutes ... saw action in win over UCF (1/23) ... missed a three-point attempt against Chicago State (12/23) ... pulled down a rebound against Middle Tennessee (12/21) ... grabbed a rebound in his first career game against Appalachian State (11/16).

Prior to Cincinnati: Averaged 14 points and eight rebounds as a senior at Covington Catholic High School, helping the Colonels to a 27-7 record, the district championship and second-place region finish ... scored 36 points in a game his junior season - the fourth most in school history for a single game ... coached in basketball by Scott Ruthsatz ... played goalie on the school's lacrosse team his junior and senior seasons.

Personal: Born Oct. 22, 1994 in Fort Mitchell, Kentucky. ... son of Liz and Matt Tobler ... has one brother, Jordan and one sister, Lauren ... right-handed.

SEASON & CAREER STATISTICS

2015-16 SEASON

		CAREER
5 vs. Ark.-Pine Bluff, 11/22/15	Pts	5 vs. Ark.-Pine Bluff, 11/22/15
2 vs. Tulane, 1/24/16	FG Atts	2 vs. Tulane, 1/24/16
1, 2x (last vs. Tulane, 1/24/16)	FG Made	1, 3x (last vs. Tulane, 1/24/16)
0	3PT-FG Atts	1, 3x (last vs. Houston, 1/21/15)
0	3PT-FG Made	0
6 vs. Ark.-Pine Bluff, 11/22/15	FT Atts	6 vs. Ark.-Pine Bluff, 11/22/15
5 vs. Ark.-Pine Bluff, 11/22/15	FT Made	5 vs. Ark.-Pine Bluff, 11/22/15
2 vs. Ark.-Pine Bluff, 11/22/15	Rebs	2 vs. Ark.-Pine Bluff, 11/22/15
1 vs. Robert Morris, 11/15/15	Assts	1 vs. Robert Morris, 11/15/15
0	Stls	0
0	Blks	0
6 vs. Tulane, 1/24/16	Mins	6 vs. Tulane, 1/24/16

MISCELLANEOUS STATISTICS

CATEGORY	2013-14	2014-15	2015-16	CAREER
Double-Figure Scoring Games	0	0	0	0
Double-Figure Rebounding Games	0	0	0	0
Double-Double Games	0	0	0	0
20-Point Scoring Games	0	0	0	0
Games Led UC in Scoring	0	0	0	0
Games Led UC in Rebounding	0	0	0	0
Games Led UC in Assists	0	0	0	0
Games With 3+ Assists	0	0	0	0
Games With 3+ Blocks	0	0	0	0
Games With 3+ Steals	0	0	0	0
Games With 3+ Three-Pointers	0	0	0	0

GAME-BY-GAME STATISTICS

2015-16 (JUNIOR SEASON)

Opponent	Date	gs	min	Total	3-Pointers	Free throws	Rebounds													
				fg-fga	pct	3fg-fga	pct	ft-fa	pct	off	def	tot	avg	pf	a	to	blk	stl	pts	avg
WESTERN CAROLINA	11/13/15	2	1-1	1.000	0-0	.000	0-0	.000	0	0	0	0.0	1	0	1	0	0	0	2	2.0
ROBERT MORRIS	11/15/15	3	0-1	.000	0-0	.000	0-2	.000	1	0	1	0.5	0	1	0	0	0	0	0	1.0
ARKANSAS-PINE BLUFF	11/22/15	4	0-1	.000	0-0	.000	5-6	.833	2	0	2	1.0	0	0	0	0	0	0	5	2.3
at Xavier	12/2/15	0	0-0	.000	0-0	.000	0-0	.000	0	0	0	0.0	0	0	0	0	0	0	0	1.8
TULANE	01/24/16	6	1-2	.500	0-0	.000	0-0	.000	0	0	0	0.6	2	0	0	0	0	0	2	1.8
USF	02/04/16	2	0-0	.000	0-0	.000	0-0	.000	0	0	0	0.5	0	0	0	0	0	0	0	1.5
Totals		0	17	2-5	.400	0-0	.000	5-8	.625	3	0	3	0.5	3	1	1	0	0	9	1.5

2014-15 (SOPHOMORE SEASON)

Opponent	Date	gs	min	Total	3-Pointers	Free throws	Rebounds													
				fg-fga	pct	3fg-fga	pct	ft-fa	pct	off	def	tot	avg	pf	a	to	blk	stl	pts	avg
vs Middle Tennessee	11/28/14	1	0-0	.000	0-0	.000	0-0	.000	0	0	0	0.0	0	0	0	0	0	0	0	0.0
STONY BROOK	12/02/14	1	0-0	.000	0-0	.000	1-2	.500	0	0	0	0.0	0	0	0	0	0	0	1	0.5
WAGNER	12/23/14	2	0-1	.000	0-0	.000	0-0	.000	0	0	0	0.0	1	0	1	0	0	0	0	0.3
EAST CAROLINA	01/06/15	1	1-1	1.000	0-0	.000	0-1	.000	0	0	0	0.0	0	0	0	0	0	0	2	0.8
TEMPLE	01/17/15	2	0-1	.000	0-1	.000	0-2	.000	0	0	0	0.0	0	0	0	0	0	0	0	0.6
HOUSTON	01/21/15	1	0-1	.000	0-1	.000	0-0	.000	0	0	0	0.0	1	0	0	0	0	0	0	0.5
UCF	02/25/15	2	0-0	.000	0-0	.000	0-0	.000	0	1	1	0.1	0	0	0	0	0	0	0	0.4
at Tulane	02/28/15	1	0-1	.000	0-0	.000	0-0	.000	0	0	0	0.1	0	0	0	0	0	0	0	0.4
Totals		0	11	1-5	.200	0-2	.000	1-5	.200	0	1	1	0.1	2	0	1	0	0	3	0.4

2013-14 (FRESHMAN SEASON)

Opponent	Date	gs	min	Total	3-Pointers	Free throws	Rebounds													
				fg-fga	pct	3fg-fga	pct	ft-fa	pct	off	def	tot	avg	pf	a	to	blk	stl	pts	avg
APPALACHIAN ST.	11/16/13	2	0-0	.000	0-0	.000	0-0	.000	0	1	1	1.0	0	0	0	0	0	0	0	0.0
UMASS LOWELL	11/26/13	1	0-0	.000	0-0	.000	0-0	.000	0	0	0	0.5	0	0	0	0	0	0	0	0.0
KENNESAW ST.	11/29/13	1	0-1	.000	0-0	.000	0-0	.000	0	0	0	0.3	1	0	0	0	0	0	0	0.0
USC UPSTATE	12/03/13	4	0-1	.000	0-1	.000	0-0	.000	0	0	0	0.3	0	0	0	0	0	0	0	0.0
vs Xavier	12/14/13	1	0-0	.000	0-0	.000	0-0	.000	0	0	0	0.2	0	0	0	0	0	0	0	0.0
MIDDLE TENNESSEE	12/21/13	2	0-1	.000	0-0	.000	0-0	.000	1	0	1	0.3	0	0	0	0	0	0	0	0.0
CHICAGO STATE	12/23/13	1	0-1	.000	0-1	.000	0-0	.000	0	0	0	0.3	0	0	0	0	0	0	0	0.0
UCF	1/23/14	1	0-0	.000	0-0	.000	0-0	.000	0	0	0	0.3	0	0	0	0	0	0	0	0.0
Totals		0	13	0-4	.000	0-2	.000	0-0	.000	1	1	2	0.3	1	0	0	0	0	0	0.0

CAREER STATISTICS

Season	gp-gs	min/avg	Total	3-Point	F-Throws	Rebounds														
			fg-fga	pct	fg-fga	pct	ft-fa	pct	off	def	tot	avg	pf	fo	ast	to	blk	stl	pts	avg
2013-14	8-0	13/1.6	0-4	.000	0-2	.000	0-0	.000	1	1	2	0.3	1	0	0	0	0	0	0	0.0
2014-15	8-0	11/1.4	1-5	.200	0-2	.000	1-5	.200	0	1	1	0.1	2	0	0	1	0	0	3	0.4
2015-16	6-0	17/2.8	2-5	.400	0-0	.000	5-8	.625	3	0	3	0.5	3	0	1	1	0	0	9	1.5
TOTAL	22-0	41/1.9	3-14	.214	0-4	.000	6-13	.462	4	2	6	0.3	6	0	1	2	0	0	12	0.5

2015-16 CINCINNATI BASKETBALL • GAME 26 • EAST CAROLINA

GAME 1 • NOV. 13, 2015
WESTERN CAROLINA (72) AT CINCINNATI (97)
FIFTH THIRD ARENA (CINCINNATI, OHIO)

Western Carolina 72 • 0-1																
##	Player		Total		3-Ptr		Rebounds			PF	TP					Min
			FG-FGA	FG-FGA	FT-FTA	Off	Def	Tot	A			TO	Blk	Stl		
04	Torrior Brummitt	f	4-10	0-1	1-2	1	3	4	5	9	0	2	1	1	16	
23	Justin Browning	f	3-7	0-3	0-0	0	3	3	5	6	2	1	0	2	25	
02	Mike Brown	g	8-22	3-11	4-4	2	2	4	1	23	4	3	2	2	35	
05	Devin Peterson	g	2-7	1-3	0-0	2	0	2	2	5	2	2	0	0	29	
13	Deriece Parks	g	1-7	0-5	1-2	2	1	3	1	3	1	0	0	1	18	
01	Elijah Pughley		5-8	5-7	3-4	0	1	1	0	18	1	3	0	0	15	
11	Haboubacar Mutombo		0-4	0-2	0-0	1	0	1	1	0	0	0	0	0	12	
12	Marc Gosselin		1-2	0-0	0-0	4	2	6	1	2	1	0	0	1	20	
22	Jesse Deloach		1-1	0-0	0-0	0	0	0	0	2	0	0	0	0	9	
24	Ashley Williams		1-2	0-0	2-2	0	0	0	1	4	1	0	1	1	16	
41	Charlendez Brooks		0-0	0-0	0-0	0	0	0	3	0	1	0	0	0	5	
Team						1	2	3								
Totals			26-70	9-32	11-14	13	14	27	20	72	13	11	4	8	200	
FG % 1st Half: 8-35			22.9%	2nd half: 18-35	51.4%	Game: 26-70			37.1%						Deadball Rebounds 2,1	
3FG % 1st Half: 2-15			13.3%	2nd half: 7-17	41.2%	Game: 9-32			28.1%							
FT % 1st Half: 4-6			66.7%	2nd half: 7-8	87.5%	Game: 11-14			78.6%							

Cincinnati 97 • 1-0																
##	Player		Total		3-Ptr		Rebounds			PF	TP	A TO Blk Stl				Min
			FG-FGA	FG-FGA	FT-FTA	Off	Def	Tot								
02	ELLIS, Octavius	f	8-11	0-0	1-2	4	6	10	2	17	1	3	2	4	24	
11	CLARK, Gary	f	9-10	0-1	3-3	2	6	8	2	21	2	1	3	0	28	
24	THOMAS, Shaq	f	2-5	0-0	4-7	2	3	5	3	8	3	3	0	0	22	
10	CAUPAIN, Troy	g	2-2	0-0	2-4	0	3	3	0	6	3	3	1	0	27	
21	COBB, Farad	g	3-6	3-3	2-2	0	1	1	0	11	2	1	1	0	20	
00	MOORE, Quadri		0-0	0-0	0-0	1	0	1	0	0	1	2	0	0	9	
01	EVANS, Jacob		2-7	1-3	2-2	1	4	5	1	7	3	0	1	1	22	
03	JENIFER, Justin		3-5	1-2	0-0	0	3	3	2	7	0	3	0	0	13	
22	DeBERRY, Coreontae		4-5	0-0	4-5	1	3	4	2	12	1	0	0	1	13	
25	JOHNSON, Kevin		2-7	1-5	1-2	0	1	1	2	6	3	0	0	0	20	
45	TOBLER, Zack		1-1	0-0	0-0	0	0	0	1	2	0	1	0	0	2	
Team						0	2	2								
Totals			36-59	6-14	19-27	11	32	43	15	97	19	17	7	8	200	
FG % 1st Half: 16-26 61.5% 2nd half: 20-33 60.6% Game: 36-59 61.0%																
3FG % 1st Half: 5-8 62.5% 2nd half: 1-6 16.7% Game: 6-14 42.9%																
FT % 1st Half: 5-7 71.4% 2nd half: 14-20 70.0% Game: 19-27 70.4%																
Deadball Rebounds 5																

Officials: Doug Simmons, Jose Carrion, Tommy Short
Technical fouls: Western Carolina-Justin Browning, Cincinnati-None.
Attendance: 7213

Score by periods	1st	2nd	Total
Western Carolina	22	50	72
Cincinnati	42	55	97

Last FG - WCU 2nd-02:11, CIN 2nd-01:11.
Largest lead - WCU None, CIN by 30 2nd-12:23.

Score tied - 1 time.
Lead changed - 0 times.

GAME 3 • NOV. 18, 2015
CINCINNATI (83) AT BOWLING GREEN (50)
STROH CENTER (BOWLING GREEN, OHIO)

Cincinnati 83 • 3-0															
##	Player	Total		3-Ptr		Rebounds			PF	TP					Min
		FG-FGA	FG-FGA	FT-FTA	Off	Def	Tot	A			TO	Blk	Stl		
02	ELLIS, Octavius	f	2-6	0-0	0-1	3	6	9	4	4	0	1	0	0	21
11	CLARK, Gary	f	3-4	0-0	1-2	2	8	10	3	7	2	1	1	2	24
24	THOMAS, Shaq	f	4-7	1-2	1-2	2	1	3	0	10	3	2	2	1	20
10	CAUPAIN, Troy	g	3-7	1-4	0-0	0	4	4	4	7	4	1	0	2	18
21	COBB, Farad	g	7-14	6-11	0-0	0	2	2	2	20	1	2	0	1	22
00	MOORE, Quadri		1-2	0-1	1-2	0	1	1	1	3	0	0	1	0	13
01	EVANS, Jacob		3-7	2-3	2-2	2	1	3	0	10	1	0	2	2	21
03	JENIFER, Justin		3-6	1-3	0-2	0	1	1	1	7	2	1	0	3	19
22	DeBERRY, Coreontae		2-5	0-0	3-5	2	10	12	1	7	0	1	2	0	22
25	JOHNSON, Kevin		3-8	2-6	0-0	0	1	1	2	8	2	1	0	1	20
Team						0	3	3							
Totals			31-66	13-30	8-16	11	38	49	18	83	15	10	8	12	200
FG % 1st Half: 11-25 44.0%		2nd half: 20-41 48.8%		Game: 31-66 47.0%											Deadball Rebounds 3
3FG % 1st Half: 6-13 46.2%		2nd half: 7-17 41.2%		Game: 13-30 43.3%											
FT % 1st Half: 7-13 53.8%		2nd half: 1-3 33.3%		Game: 8-16 50.0%											

Bowling Green 50 • 1-1																
#	Player		Total		3-Ptr		Rebounds			PF	TP	A TO Blk Stl				Min
			FG-FGA	FG-FGA	FT-FTA	Off	Def	Tot	Off			Def	Tot			
03	PARKER, Spencer	f	3-6	1-3	3-3	0	1	1	2	10	1	2	0	0	20	
32	WORRELL, Rasheed	f	0-3	0-0	0-0	0	2	2	1	0	2	2	0	0	17	
04	DENNY, Zack	g	4-14	3-9	2-4	1	4	5	0	13	0	2	0	0	26	
10	JOSEPH, David	g	2-3	1-1	3-4	0	6	6	2	8	3	2	0	2	24	
14	ALCEGAIRE, Wes	g	0-9	0-3	0-3	2	6	8	3	0	1	5	0	0	25	
00	GOMEZ, Josh	g	0-0	0-0	0-0	0	0	0	0	0	1	0	0	0	1	
01	WIGGINS, Demajeo	g	2-2	0-0	1-1	2	3	5	3	5	0	0	0	0	16	
02	HLUCHOWECKYJ, Malik	g	0-1	0-1	0-0	0	0	0	0	0	0	0	0	0	4	
05	TISDALE, JD	g	0-1	0-0	0-1	0	0	0	3	0	1	0	0	3	8	
11	LILLARD, Antwon	g	4-11	1-5	0-1	2	1	3	0	9	1	0	1	0	30	
20	ALI, Ismail	g	1-6	1-3	0-0	1	0	1	1	3	0	3	1	1	16	
33	MAYLEBEN, Garrett	g	1-2	0-0	0-0	0	1	1	1	2	0	0	0	0	13	
Team						1	5	6								
Totals			17-58	7-25	9-17	9	29	38	16	50	10	16	2	6	200	
FG % 1st Half: 11-31 35.5% 2nd half: 6-27 22.2% Game: 17-58 29.3%																
3FG % 1st Half: 5-12 41.7% 2nd half: 2-13 15.4% Game: 7-25 28.0%																
FT % 1st Half: 4-10 40.0% 2nd half: 5-7 71.4% Game: 9-17 52.9%																
Deadball Rebounds 2																

Officials: Glenn "Buddy" Mayborg, Steve McClunkins, Todd Williams
Technical fouls: Cincinnati-None. Bowling Green-None.
Attendance: 3411
2nd annual Bill Frack Challenge

Score by periods	1st	2nd	Total
Cincinnati	35	48	83
Bowling Green	31	19	50

Last FG - CIN 2nd-00:45, BGSU 2nd-07:24.
Largest lead - CIN by 33 2nd-00:45, BGSU by 2 1st-18:40.

Score tied - 4 times.
Lead changed - 2 times.

GAME 2 • NOV. 15, 2015
ROBERT MORRIS (44) AT CINCINNATI (106)
FIFTH THIRD ARENA (CINCINNATI, OHIO)

Robert Morris 44 • 0-2															
##	Player	Total		3-Ptr		Rebounds			PF	TP					Min
		FG-FGA	FG-FGA	FT-FTA	Off	Def	Tot	A			TO	Blk	Stl		
05	MINNIE, Elijah	f	0-4	0-2	0-0	0	5	5	2	0	2	5	0	0	32
33	FREDERICK, Andre	f	1-2	0-0	0-0	1	0	1	3	2	0	0	1	1	18
03	STEWART, Kavon	g	0-2	0-1	1-2	0	0	0	4	1	2	3	0	2	19
11	PRYOR, Rodney	g	4-15	2-8	7-7	2	1	3	3	17	0	4	0	0	27
23	McCONNELL, Matty	g	1-3	1-3	0-0	0	1	1	0	3	1	0	0	0	8
01	STILL, Isaiah	g	4-8	2-5	1-2	0	5	5	2	11	1	3	0	0	31
02	WHITLEY, Steven	g	0-3	0-1	1-2	0	0	0	2	1	1	4	0	1	14
10	LESTER, Jordan	g	1-2	0-0	3-4	0	2	2	1	5	1	3	0	2	21
20	GILES, Billy	g	0-2	0-0	0-0	0	3	3	3	0	0	2	0	1	14
24	TATE, Aaron	g	2-6	0-0	0-0	2	1	3	0	4	0	1	0	0	16
Team						1	0	1				4			
Totals			13-47	5-20	13-17	6	18	24	20	44	8	29	1	7	200
FG % 1st Half: 8-24		33.3%	2nd half: 5-23	21.7%	Game: 13-47		27.7%								Deadball
3FG % 1st Half: 2-11		18.2%	2nd half: 3-9	33.3%	Game: 5-20		25.0%								Rebounds
FT % 1st Half: 7-9		77.8%	2nd half: 6-8	75.0%	Game: 13-17		76.5%								1,2

Cincinnati 106 • 2-0																														
##	Player		Total		3-Ptr		Rebounds			PF	TP	A TO Blk Stl				Min														
			FG-FGA	FG-FGA	FT-FTA	Off	Def	Tot																						
02	ELLIS, Octavius	f	4-5	0-0	2-3	0	3	3	2	10	0	1	3	1	19															
11	CLARK, Gary	f	2-5	0-0	0-0	4	3	7	1	4	3	2	2	1	24															
24	THOMAS, Shaq	f	6-8	0-0	2-4	0	3	3	2	14	2	0	1	5	18															
10	CAUPAIN, Troy	g	1-3	1-3	3-4	0	2	2	2	6	9	1	0	3	24															
21	COBB, Farad	g	6-9	3-6	0-0	0	1	1	1	15	2	1	0	0	17															
00	MOORE, Quadri		5-7	0-1	0-0	2	2	4	1	10	0	2	0	1	14															
01	EVANS, Jacob		3-8	2-4	2-2	3	4	7	1	10	2	0	0	3	22															
03	JENIFER, Justin		2-2	1-1	6-6	0	2	2	1	11	9	1	0	1	16															
22	DeBERRY, Coreontae		4-9	0-0	4-5	2	6	8	1	12	1	2	2	1	20															
25	JOHNSON, Kevin		5-14	4-9	0-0	3	1	4	2	14	3	0	0	2	23															
45	TOBLER, Zack		0-1	0-0	0-2	1	0	1	0	0	1	0	0	0	3															
Team						1	1	2				1																		
Totals			38-71			11-24			19-26		16		28		44		14		106		32		11		8		18		200	
FG % 1st Half: 16-33			48.5%		2nd half: 22-38			57.9%		Game: 38-71			53.5%																	
3FG % 1st Half: 7-14			50.0%		2nd half: 4-10			40.0%		Game: 11-24			45.8%																	
FT % 1st Half: 12-15			80.0%		2nd half: 7-11			63.6%		Game: 19-26			73.1%		Deadball Rebounds 4,3															

2015-16 CINCINNATI BASKETBALL • GAME 26 • EAST CAROLINA

GAME 5 • NOV. 24, 2015 • BARCLAYS CENTER CLASSIC
SE LOUISIANA (49) AT 24/24 CINCINNATI (64)
FIFTH THIRD ARENA (CINCINNATI, OHIO)

SE Louisiana 49 • 1-4

##	Player	Total		3-Ptr		Rebounds			PF	TP	A TO Blk Stl				Min
		FG-FGA	FG-FGA	FT-FTA	Off Def Tot	PF	TP	A TO Blk Stl							
23	Currington, James	f	4-7	0-0	0-0	6	2	8	4	8	0	2	1	1	30
00	Veal, Marlain	g	0-2	0-0	2-2	0	1	1	1	2	1	1	0	1	10
03	Filmore, Joshua	g	4-12	4-11	0-0	0	3	3	1	12	0	1	0	1	33
10	Jackson, Zay	g	6-13	2-4	1-1	2	3	5	2	15	4	6	1	2	39
11	Charleston, Keith	g	1-3	0-0	0-0	0	4	4	4	2	1	4	0	0	30
01	Capps, Jordan	g	0-0	0-0	0-0	0	0	0	1	0	0	0	1	0	4
02	Cook, Dimi	g	1-7	0-0	0-0	2	1	3	2	2	0	0	0	0	19
05	Hawkins, Mike	g	0-1	0-1	0-0	0	0	0	0	0	0	0	0	0	6
13	Greenwood, Mo	g	1-3	0-0	1-1	0	1	1	3	3	0	1	1	0	18
33	Grievies, Daniel	g	2-3	1-2	0-1	0	2	2	0	5	0	0	0	0	11
	Team					0	1	1							
	Totals		19-51	7-18	4-5	10	18	28	18	49	6	15	4	5	200
FG % 1st Half: 8-25 32.0%		2nd half: 11-26 42.3%		Game: 19-51 37.3%		Deadball									
3FG % 1st Half: 5-12 41.7%		2nd half: 2-6 33.3%		Game: 7-18 38.9%		Rebounds									
FT % 1st Half: 1-2 50.0%		2nd half: 3-3 100.0		Game: 4-5 80.0%		0,1									

Cincinnati 64 • 5-0

##	Player	Total		3-Ptr		Rebounds			PF	TP	A TO Blk Stl				Min
		FG-FGA	FG-FGA	FT-FTA	Off Def Tot	PF	TP	A TO Blk Stl							
02	ELLIS, Octavius	f	2-6	0-0	2-2	3	6	9	4	6	2	1	0	1	21
11	CLARK, Gary	f	4-8	1-1	3-5	5	3	8	1	12	0	0	2	1	37
24	THOMAS, Shaq	f	1-3	0-1	0-0	4	2	6	2	2	2	1	0	0	16
10	CAUPAIN, Troy	g	5-11	2-7	3-5	0	2	2	0	15	4	0	1	2	34
21	COBB, Farad	g	1-4	0-2	0-0	1	1	2	2	2	3	2	0	2	25
00	MOORE, Quadri	g	0-2	0-1	0-0	0	0	0	0	0	0	0	0	0	6
01	EVANS, Jacob	g	4-8	3-6	4-4	1	5	6	1	15	1	2	0	0	21
03	JENIFER, Justin	g	1-1	1-1	0-0	0	0	0	0	3	1	1	0	0	7
22	DeBERRY, Coreontae	g	3-4	0-0	0-1	0	2	2	1	6	0	2	0	0	15
25	JOHNSON, Kevin	g	1-7	1-4	0-0	0	1	1	3	3	3	2	0	2	18
	Team					2	0	2							
	Totals		22-54	8-23	12-17	16	22	38	14	64	16	11	3	8	200
FG % 1st Half: 10-29 34.5%		2nd half: 12-25 48.0%		Game: 22-54 40.7%		Deadball									
3FG % 1st Half: 2-11 18.2%		2nd half: 6-12 50.0%		Game: 8-23 34.8%		Rebounds									
FT % 1st Half: 8-12 66.7%		2nd half: 4-5 80.0%		Game: 12-17 70.6%		2,1									

Officials: Steve Olson, Antonio Petty, Clarence Armstrong
Technical fouls: SE Louisiana-None. Cincinnati-None.
Attendance: 6824

Score by periods	1st	2nd	Total
SE Louisiana	22	27	49
Cincinnati	30	34	64

Last FG - SLU 2nd-00:05, CIN 2nd-00:11.

Largest lead - SLU by 1 1st-18:42, CIN by 18 2nd-00:11.

Score tied - 2 times.

Lead changed - 4 times.

GAME 7 • NOV. 28, 2015 • BARCLAYS CENTER CLASSIC - FINALS
GEORGE WASHINGTON (56) VS. 24/24 CINCINNATI (61)
BARCLAYS CENTER (BROOKLYN, N.Y.)

George Washington 56 • 6-1

##	Player	Total		3-Ptr		Rebounds			PF	TP	A TO Blk Stl				Min
		FG-FGA	FG-FGA	FT-FTA	Off Def Tot	PF	TP	A TO Blk Stl							
12	WATANABE, Yuta	f	3-8	2-5	0-0	1	0	1	0	8	3	0	0	0	29
13	GARINO, Patricio	f	6-12	3-4	0-0	1	3	4	3	15	2	3	0	2	32
21	LARSEN, Kevin	f	0-4	0-1	1-2	3	4	7	4	1	4	2	0	2	32
34	CAVANAUGH, Tyler	f	5-12	1-2	2-2	2	4	6	3	13	0	2	0	0	27
22	McDONALD, Joe	g	4-7	3-5	0-0	0	2	2	3	11	1	1	0	1	34
01	MITOLA, Alex	g	1-2	1-1	0-0	0	2	2	1	3	2	0	0	0	14
03	JORGENSEN, Paul	g	0-5	0-1	0-0	0	2	2	0	0	0	2	0	0	17
04	SWAN, Anthony	g	0-0	0-0	0-0	0	2	2	1	0	0	0	0	0	5
14	ROLAND, Jordan	g	0-1	0-0	0-0	0	0	0	0	0	0	0	0	0	2
30	HART, Matt	g	2-5	1-3	0-0	0	1	1	1	5	0	0	0	0	8
	Team					2	2	4			1				
	Totals		21-56	11-22	3-4	9	22	31	16	56	12	11	0	5	200
FG % 1st Half: 11-27 40.7%		2nd half: 10-29 34.5%		Game: 21-56 37.5%		Deadball									
3FG % 1st Half: 3-10 30.0%		2nd half: 3-11 27.3%		Game: 11-22 50.0%		Rebounds									
FT % 1st Half: 0-0 0.0%		2nd half: 3-4 75.0%		Game: 3-4 75.0%		0									

Cincinnati 61 • 7-0

##	Player	Total		3-Ptr		Rebounds			PF	TP	A TO Blk Stl				Min
		FG-FGA	FG-FGA	FT-FTA	Off Def Tot	PF	TP	A TO Blk Stl							
02	ELLIS, Octavius	f	3-4	0-0	3-4	1	6	7	0	9	0	2	0	0	29
11	CLARK, Gary	f	3-4	0-0	0-0	3	8	11	4	6	2	2	1	3	27
24	THOMAS, Shaq	f	0-3	0-1	2-2	3	0	3	4	2	2	0	0	0	19
10	CAUPAIN, Troy	g	5-14	2-6	4-4	0	2	2	1	16	2	2	1	2	33
21	COBB, Farad	g	4-10	3-7	0-0	0	1	1	1	11	0	0	0	0	24
00	MOORE, Quadri	g	1-2	0-0	0-0	0	0	0	0	2	0	1	0	0	8
01	EVANS, Jacob	g	1-5	1-2	0-0	1	1	2	1	3	1	3	1	0	15
03	JENIFER, Justin	g	0-2	0-1	0-0	0	2	2	1	0	1	1	0	0	7
22	DeBERRY, Coreontae	g	0-0	0-0	1-2	0	4	4	0	1	0	1	2	1	13
25	JOHNSON, Kevin	g	5-9	1-5	0-0	2	0	2	1	11	0	0	0	0	25
	Team					1	3	4							
	Totals		22-53	7-22	10-12	11	27	38	13	61	8	12	5	6	200
FG % 1st Half: 10-26 38.5%		2nd half: 12-27 44.4%		Game: 22-53 41.5%		Deadball									
3FG % 1st Half: 3-10 30.0%		2nd half: 4-12 33.3%		Game: 7-22 31.8%		Rebounds									
FT % 1st Half: 4-5 80.0%		2nd half: 6-7 85.7%		Game: 10-12 83.3%		0									

Officials: Lee Cassell, Clarence Armstrong, Tony Henderson
Technical fouls: George Washington-None. Cincinnati-None.
Attendance: 4203

Barclays Center Classic Presented by Honda
Cincinnati Wins 2015 Barclays Center Classic
All-Tournament Team: Punter (UT), Webster (NEB), Cavanaugh (GW), Garino (GW)
Caupain (CIN). Tournament MVP: Octavius Ellis (CIN)

Score by periods	1st	2nd	Total
George Washington	30	26	56
Cincinnati	27	34	61

Last FG - GW 2nd-00:30, CIN 2nd-00:41.

Largest lead - GW by 6 1st-12:56, CIN by 5 2nd-00:06.

Score tied - 11 times.

Lead changed - 12 times.

GAME 6 • NOV. 27, 2015 • BARCLAYS CENTER CLASSIC - SEMIFINALS
NEBRASKA (61) VS. 24/24 CINCINNATI (65)
BARCLAYS CENTER (BROOKLYN, N.Y.)

Nebraska 61 • 4-2

##	Player		Total		3-Ptr		Rebounds			PF	TP	A TO Blk Stl				Min
			FG-FGA	FG-FGA	FT-FTA	Off	Def	Tot								
24	Hammond, Jake	f	3-4	0-0	1-1	0	0	0	3	7	0	0	1	0	18	
31	Shields, Shavon	f	6-9	0-1	2-3	0	2	2	5	14	1	4	0	0	20	
00	Webster, Tai	g	7-12	2-3	5-5	3	5	8	2	21	3	1	0	0	29	
03	White III, Andrew	g	2-10	2-5	2-2	1	4	5	0	8	1	4	2	1	28	
32	Parker, Benny	g	0-2	0-2	0-0	0	3	3	3	0	1	1	0	3	30	
05	Watson Jr., Glynn	g	2-9	1-2	0-0	0	2	2	0	5	3	0	0	3	25	
10	McVeigh, Jack	g	2-5	2-3	0-0	1	2	3	2	6	2	1	0	2	26	
12	Jacobson, Michael	g	0-0	0-0	0-0	0	0	0	1	0	0	0	0	0	5	
23	Fuller, Nick	g	0-0	0-0	0-0	0	0	0	0	0	0	0	0	0	1	
30	Morrow Jr., Ed	g	0-1	0-0	0-0	0	3	3	4	0	1	1	1	0	18	
Team						2	1	3								
Totals			22-52	7-16	10-11	7	22	29	20	61	12	12	4	9	200	
FG % 1st Half: 10-24			41.7%	2nd half: 12-28	42.9%	Game: 22-52			42.3%	Deadball Rebounds 1,1						
3FG % 1st Half: 4-7			57.1%	2nd half: 3-9	33.3%	Game: 7-16			43.8%							
FT % 1st Half: 1-2			50.0%	2nd half: 9-9	100.0	Game: 10-11			90.9%							

2015-16 CINCINNATI BASKETBALL • GAME 26 • EAST CAROLINA

GAME 9 • DEC. 6, 2015
MORGAN STATE (66) AT 17/17 CINCINNATI (87)
FIFTH THIRD ARENA (CINCINNATI, OHIO)

Morgan State 66 • 2-6																
#	Player	Total		3-Ptr	Rebounds			PF	TP	A	TO	Blk	Stl	Min	FG-FGA	FT-FTA
		FG-FGA	FG-FGA		Off	Def	Tot									
21	THOMAS, Kyle	f	6-12	5-8	0-0	0	1	1	3	17	0	2	0	1	26	
22	CARR, Phillip	f	2-6	1-1	0-0	3	2	5	4	5	1	0	2	0	23	
34	BLOSSOM, Cedric	f	6-13	1-1	3-6	2	7	9	1	16	0	1	0	2	34	
01	PRETLOW, Donte	g	5-11	1-2	1-2	4	1	5	0	12	4	5	0	1	33	
32	CAMERON, Martez	g	0-2	0-0	0-0	0	3	3	1	0	5	2	0	0	25	
03	SIMPSON, Rasean		4-11	0-0	2-5	4	3	7	1	10	1	1	0	1	26	
11	VAUGHAN, Clive		3-10	0-4	0-0	2	5	7	1	6	0	0	0	0	27	
12	REDMOND, Jamar		0-0	0-0	0-0	0	0	0	1	0	0	0	0	0	1	
13	STREETER, Tyler		0-2	0-1	0-0	0	0	0	1	0	0	0	0	0	5	
Team					0	0	0			1						
Totals			26-67	8-17	6-13	15	22	37	14	66	11	12	2	5	200	
FG % 1st Half: 10-33 30.3% 2nd half: 16-34 47.1% Game: 26-67 38.8%																
3FG % 1st Half: 3-6 50.0% 2nd half: 5-11 45.5% Game: 8-17 47.1%																
FT % 1st Half: 4-9 44.4% 2nd half: 2-4 50.0% Game: 6-13 46.2%																
Deadball Rebounds 4																

Cincinnati 87 • 8-1																
#	Player	Total		3-Ptr	Rebounds			PF	TP	A	TO	Blk	Stl	Min	FG-FGA	FT-FTA
		FG-FGA	FG-FGA		Off	Def	Tot									
02	ELLIS, Octavius	f	6-7	0-0	1-2	1	4	5	1	13	1	2	2	1	21	
11	CLARK, Gary	f	4-6	1-2	4-5	8	6	14	2	13	5	0	2	1	28	
24	THOMAS, Shaq	f	7-9	1-2	0-2	2	7	9	3	15	4	2	2	1	27	
10	CAUPAIN, Troy	g	3-14	0-8	0-0	0	5	5	0	6	5	0	0	0	34	
21	COBB, Farad	g	4-14	2-9	1-2	0	1	1	1	11	3	2	0	2	28	
00	MOORE, Quadri		1-4	0-0	0-0	2	2	4	1	2	1	1	0	0	9	
01	EVANS, Jacob		0-0	0-0	0-0	0	0	0	0	0	0	0	0	0	2	
03	JENIFER, Justin		2-6	0-2	2-3	0	0	0	2	6	3	0	0	2	13	
22	DeBERRY, Coreontae		4-5	0-0	3-4	5	2	7	3	11	0	0	0	0	16	
25	JOHNSON, Kevin		4-8	2-6	0-0	2	1	3	1	10	3	3	0	2	22	
Team					0	1	1									
Totals			35-73	6-29	11-18	20	29	49	14	87	25	10	6	9	200	
FG % 1st Half: 21-40 52.5% 2nd half: 14-33 42.4% Game: 35-73 47.9%																
3FG % 1st Half: 3-14 21.4% 2nd half: 3-15 20.0% Game: 6-29 20.7%																
FT % 1st Half: 6-10 60.0% 2nd half: 5-8 62.5% Game: 11-18 61.1%																
Deadball Rebounds 3																

Officials: Mike Stuart, Olandis Poole, Mark Schur
Technical fouls: Morgan State-TEAM, Cincinnati-None.
Attendance: 6126

Score by periods			1st	2nd	Total			In	Off	2nd	Fast	
Morgan State			27	39	66		Points	Paint	T/O	Chance	Break	Bench
Cincinnati			51	36	87		MSUM	28	14	17	9	16
							CIN	50	23	26	11	29
Last FG - MSUM 2nd-00:52, CIN 2nd-00:28.												
Largest lead - MSUM None, CIN by 26 2nd-05:36.												
Score tied - 1 time.												
Lead changed - 0 times.												

GAME 11 • DEC. 15, 2015
NORFOLK STATE (59) AT 23/20 CINCINNATI (75)
FIFTH THIRD ARENA (CINCINNATI, OHIO)

Norfolk State 59 • 4-6																
#	Player	Total		3-Ptr	Rebounds			PF	TP	A	TO	Blk	Stl	Min	FG-FGA	FT-FTA
		FG-FGA	FG-FGA		Off	Def	Tot									
45	BUTLER, Jordan	f	1-3	0-0	0-0	1	4	5	4	2	2	0	2	1	29	
02	ROBINSON, Zaynah	g	0-5	0-2	0-0	0	5	5	1	0	5	3	0	1	29	
04	TAYLOR, D'Shon	g	5-11	2-5	2-2	1	3	4	2	14	1	2	0	1	30	
10	SHORT, Jeff	g	1-10	1-5	2-2	1	2	3	2	5	0	0	0	0	19	
20	OLIVER, Charles	g	2-9	0-5	2-2	1	2	3	2	6	2	3	0	2	29	
00	KELLEY, Brian		3-4	0-1	0-0	0	2	2	2	6	1	0	0	0	11	
01	BUNGEI, Preston		5-7	0-0	3-4	0	3	3	1	13	0	2	1	1	23	
03	WADE, Jonathan		3-7	3-5	0-0	0	3	3	1	9	1	1	0	1	18	
15	BANNER, Devonte		0-0	0-0	0-0	0	0	0	0	0	0	0	0	0	1	
22	LONG, Alex		0-2	0-0	1-2	1	1	2	2	1	0	1	0	0	8	
30	PEEBLES-JENNINGS, J.		1-1	1-1	0-0	0	0	0	1	3	0	1	0	0	1	
32	TORIOLA, Moses		0-0	0-0	0-0	0	0	0	0	0	0	0	0	0	2	
Team					5	0	5			2						
Totals			21-59	7-24	10-12	10	25	35	18	59	12	15	3	7	200	
FG % 1st Half: 10-31 32.3% 2nd half: 11-28 39.3% Game: 21-59 35.6%																
3FG % 1st Half: 1-10 10.0% 2nd half: 6-14 42.9% Game: 7-24 29.2%																
FT % 1st Half: 5-6 83.3% 2nd half: 5-6 83.3% Game: 10-12 83.3%																
Deadball Rebounds 3																

Cincinnati 75 • 9-2																
#	Player	Total		3-Ptr	Rebounds			PF	TP	A	TO	Blk	Stl	Min	FG-FGA	FT-FTA
		FG-FGA	FG-FGA		Off	Def	Tot									
02	ELLIS, Octavius	f	1-3	0-0	3-6	3	8	11	1	5	5	1	3	2	26	
11	CLARK, Gary	f	9-11	1-1	0-0	3	4	7	3	19	2	2	1	0	29	
24	THOMAS, Shaq	f	4-9	1-3	0-1	2	4	6	4	9	3	2	1	1	27	
10	CAUPAIN, Troy	g	1-5	1-3	2-4	0	4	4	0	5	6	1	1	2	32	
21	COBB, Farad	g	7-14	5-8	1-2	0	3	3	0	20	2	1	0	2	27	
00	MOORE, Quadri		1-3	0-0	1-2	0	0	0	0	3	0	2	0	1	6	
01	EVANS, Jacob		2-6	1-2	6-6	2	0	2	1	11	1	0	0	1	16	
03	JENIFER, Justin		1-3	1-2	0-0	0	1	1	1	3	0	1	0	0	13	
22	DeBERRY, Coreontae		0-1	0-0	0-0	0	1	1	0	0	0	0	2	0	14	
25	JOHNSON, Kevin		0-2	0-2	0-0	1	0	1	3	0	1	3	0	0	10	
Team					0	1	1									
Totals			26-57	10-21	13-21	11	26	37	13	75	20	13	8	9	200	
FG % 1st Half: 12-28 42.9% 2nd half: 14-29 48.3% Game: 26-57 45.6%																
3FG % 1st Half: 5-13 38.5% 2nd half: 5-8 62.5% Game: 10-21 47.6%																
FT % 1st Half: 5-10 50.0% 2nd half: 8-11 72.7% Game: 13-21 61.9%																
Deadball Rebounds 3,1																

Officials: Tom Eades, Brian O'Connell, Ray Acosta
Technical fouls: Norfolk State-None, Cincinnati-None.<

2015-16 CINCINNATI BASKETBALL • GAME 26 • EAST CAROLINA

GAME 13 • DEC. 22, 2015
11/9 IOWA STATE (81) AT 22/21 CINCINNATI (79)
FIFTH THIRD ARENA (CINCINNATI, OHIO)

Iowa State 81 • 10-1

#	Player		Total		3-Ptr	Rebounds			PF	TP	A	TO	Blk	Stl	Min
			FG-FGA	FG-FGA		FT-FTA	Off	Def							
01	McKay, Jameel	f	0-4	0-0	5-8	3	0	3	0	5	2	0	0	0	30
02	Nader, Abdel	f	3-8	1-5	4-4	0	4	4	4	11	1	3	0	2	37
31	Niang, Georges	f	10-19	2-6	2-3	6	4	10	3	24	1	1	1	1	35
11	Morris, Monte	g	7-12	2-4	0-0	2	3	5	2	16	7	2	0	4	39
21	Thomas, Matt	g	4-14	3-10	2-2	1	8	9	2	13	4	1	0	0	32
03	Cooke, Hallice		0-5	0-4	0-0	0	1	1	0	0	0	0	0	0	11
30	Burton, Deonte		5-6	1-1	1-2	1	0	1	3	12	1	0	0	0	16
Team							2	1	3						
Totals			29-68	9-30	14-19	15	21	36	14	81	16	7	1	7	200

FG % 1st Half: 16-34 47.1% 2nd half: 13-34 38.2% Game: 29-68 42.6%
3FG % 1st Half: 3-12 25.0% 2nd half: 6-18 33.3% Game: 9-30 30.0%
FT % 1st Half: 10-11 90.9% 2nd half: 4-8 50.0% Game: 14-19 73.7%

Cincinnati 79 • 10-3

#	Player		Total		3-Ptr	Rebounds			PF	TP	A	TO	Blk	Stl	Min
			FG-FGA	FG-FGA		FT-FTA	Off	Def							
02	ELLIS, Octavius	f	4-6	0-0	1-2	3	5	8	2	9	0	2	1	0	27
11	CLARK, Gary	f	5-8	0-1	0-2	5	4	9	1	10	2	1	0	1	28
24	THOMAS, Shaq	f	2-5	0-1	0-0	2	4	6	0	4	2	1	0	2	20
10	CAUPAIN, Troy	g	6-14	1-4	5-6	1	4	5	1	18	4	1	0	0	34
21	COBB, Farad	g	4-13	2-6	0-0	0	1	1	1	10	3	3	0	0	27
01	EVANS, Jacob		4-8	2-5	4-4	2	3	5	3	14	2	0	2	1	26
03	JENIFER, Justin		0-1	0-1	0-0	0	0	0	0	0	1	0	0	0	2
22	DeBERRY, Coreontae		3-7	0-0	0-2	2	2	4	1	6	1	0	1	0	17
25	JOHNSON, Kevin		3-4	2-3	0-0	1	0	1	3	8	0	2	0	0	19
Team							0	1	1						
Totals			31-66	7-21	10-16	16	24	40	12	79	15	10	4	4	200

FG % 1st Half: 16-35 45.7% 2nd half: 15-31 48.4% Game: 31-66 47.0%
3FG % 1st Half: 4-11 36.4% 2nd half: 3-10 30.0% Game: 7-21 33.3%
FT % 1st Half: 2-4 50.0% 2nd half: 8-12 66.7% Game: 10-16 62.5%

Officials: Doug Sirmons, Ron Groover, Tom O'Neill
Technical fouls: Iowa State-None. Cincinnati-None.
Attendance: 13176

Score by periods	1st	2nd	Total
Iowa State	45	36	81
Cincinnati	38	41	79

Last FG - ISU 2nd-00:12, CIN 2nd-02:09.
Largest lead - ISU by 13 1st-02:07, CIN by 4 2nd-02:09.

Points	In	Off	2nd	Fast	Bench
ISU	28	T/O	12	Chance	12
CIN	34	3	22	0	28

Score tied - 1 time.
Lead changed - 2 times.

GAME 15 • JAN. 2, 2016
TULSA (57) AT 22/23 CINCINNATI (76)
FIFTH THIRD ARENA (CINCINNATI, OHIO)

Tulsa 57 • 8-6, 0-2

#	Player		Total		3-Ptr	Rebounds			PF	TP	A	TO	Blk	Stl	Min
			FG-FGA	FG-FGA		FT-FTA	Off	Def							
01	SMITH, Rashad	f	3-5	0-0	1-2	3	1	4	2	7	0	1	2	1	23
40	WRIGHT, D'Andre	f	0-2	0-0	0-0	2	0	2	5	0	1	2	0	0	12
03	HARRISON, Shaquille	g	6-15	1-3	8-9	0	2	2	1	21	6	2	0	2	34
10	WOODARD, James	g	3-11	1-7	2-4	1	1	2	1	9	1	3	0	2	29
11	BIRT, Pat	g	3-8	2-4	5-6	1	5	6	1	13	3	2	0	0	36
04	TAPLIN, Sterling		1-4	0-2	0-0	0	2	2	0	2	0	1	0	0	10
05	RAY, Rashad		1-4	0-3	0-0	0	2	2	0	2	0	2	0	1	17
15	CURTIS, Marquel		1-4	0-2	0-0	1	3	4	1	2	3	1	0	0	19
44	SWANNEGAN, Brandon		0-1	0-0	1-4	0	0	1	3	1	0	0	0	0	15
55	EZECHINONSO, E.		0-0	0-0	0-0	0	0	0	1	0	0	0	0	0	5
Team							6	0	6						
Totals			18-54	4-21	17-25	14	17	31	15	57	14	14	2	6	200

FG % 1st Half: 6-27 22.2% 2nd half: 12-27 44.4% Game: 18-54 33.3%
3FG % 1st Half: 2-13 15.4% 2nd half: 2-8 25.0% Game: 4-21 19.0%
FT % 1st Half: 14-21 66.7% 2nd half: 3-4 75.0% Game: 17-25 68.0%

Cincinnati 76 • 11-4, 1-1

#	Player		Total		3-Ptr	Rebounds			PF	TP	A	TO	Blk	Stl	Min
			FG-FGA	FG-FGA		FT-FTA	Off	Def							
02	ELLIS, Octavius	f	2-3	0-0	2-3	1	2	3	3	6	0	2	1	2	16
11	CLARK, Gary	f	3-6	0-0	1-2	8	6	14	4	7	4	0	1	0	30
24	THOMAS, Shaq	f	2-5	0-1	0-0	1	4	5	3	4	2	2	1	2	24
10	CAUPAIN, Troy	g	3-9	2-4	0-0	1	2	3	2	8	7	3	1	0	31
21	COBB, Farad	g	8-14	5-7	0-0	0	1	3	4	0	21	2	1	0	27
00	MOORE, Quadri		2-5	2-3	2-2	0	1	1	2	8	0	2	0	0	14
01	EVANS, Jacob		1-3	0-2	0-0	0	3	3	4	2	2	1	1	1	16
03	JENIFER, Justin		2-3	1-1	2-2	0	0	0	1	7	2	0	0	0	8
22	DeBERRY, Coreontae		2-3	0-0	2-4	1	3	4	4	6	0	0	0	2	13
25	JOHNSON, Kevin		2-8	2-5	1-2	1	0	1	1	7	1	2	0	2	21
Team							1	0	1						
Totals			27-59	12-23	10-15	15	24	39	24	76	20	13	5	11	200

FG % 1st Half: 14-29 48.3% 2nd half: 13-30 43.3% Game: 27-59 45.8%
3FG % 1st Half: 7-13 53.8% 2nd half: 5-10 50.0% Game: 12-23 52.2%
FT % 1st Half: 7-9 77.8% 2nd half: 3-6 50.0% Game: 10-15 66.7%

Officials: Steve Olson, Zelton Steed, Peter Juzenas
Technical fouls: Tulsa-None. Cincinnati-ELLIS, Octavius.
Attendance: 10102

Score by periods	1st	2nd	Total
Tulsa	28	29	57
Cincinnati	42	34	76

Last FG - TLS 2nd-02:18, CIN 2nd-00:57.
Largest lead - TLS None, CIN by 24 1st-06:09.

Points	In	Off	2nd	Fast	Bench
TLS	24	T/O	14	Chance	12
CIN	20	16	19	9	30

Score tied - 0 times.
Lead changed - 0 times.

GAME 14 • DEC. 29, 2015
TEMPLE (77) AT 22/23 CINCINNATI (70)
FIFTH THIRD ARENA (CINCINNATI, OHIO)

Temple 77 • 6-5, 1-0

#	Player		Total		3-Ptr	Rebounds			PF	TP	A	TO	Blk	Stl	Min
			FG-FGA	FG-FGA		FT-FTA	Off	Def							
00	ENECHIONYIA, Obi	f	0-5	0-2	2-4	2	1	3	2	2	2	1	1	0	21
15	BOND, Jaylen	f	3-6	0-0	1-4	2	4	6	3	7	3	0	0	0	27
01	BROWN, Josh	g	4-9	1-5	2-3	0	5	5	2	11	3	2	0	3	34
25	DECOSEY, Quenton	g	4-7	1-3	10-11	1	3	4	1	19	2	3	1	1	37
34	COLEMAN, Devin	g	5-11	4-7	0-0	1	1	2	2	14	0	0	1	0	29
03	ALSTON, JR., Levan S		2-2	2-2	0-0	0	2	2	0	6	0	0	0	0	14
04	DINGLE, Daniel		6-10	2-3	0-0	4	1	5	1	14	2	0	1	1	20
10	WILLIAMS, Mark		2-2	0-0	0-0	0	0	0	0	4	0	1	0	0	15
11	LOWE, Trey		0-0	0-0	0-0	0	0	0	0	0	0	0	0	0	3
Team							1	2	3						
Totals			26-52	10-22	15-22	11	19	30	11	77	12	8	4	5	200

FG % 1st Half: 16-28 57.1% 2nd half: 10-24 41.7% Game: 26-52 50.0%
3FG % 1st Half: 5-11 45.5% 2nd half: 5-11 45.5% Game: 10-22 45.5%
FT % 1st Half: 2-6 33.3% 2nd half: 13-16 81.3% Game: 15-22 68.2%

Cincinnati 70 • 10-4, 0-1

FT % 1st Half: 2-6 33.3% 2nd half: 13-16 81.3% Game: 15-22 68.2% 5,1

Cincinnati 70 • 10-4, 0-1

#	Player		Total		3-Ptr	Rebounds			PF	TP	A	TO	Blk	Stl	Min
			FG-FGA	FG-FGA		FT-FTA	Off	Def							
01	EVANS, Jacob	f	2-4	1-2	2-2	3	2	5	0	7	2	1	0	0	24
11	CLARK, Gary	f	3-8	0-0	1-1	3	1	4	2	7	2	2	0	0	28
22	DeBERRY, Coreontae	c	1-3	0-0	0-0	1	1	2	2	2	1	0	0	0	13
10	CAUPAIN, Troy	g	7-16	1-4	4-4	1	2	3	3	19	7	2	0	1	36
21	COBB, Farad	g	4-10	2-6	0-0	0	2	2	1	10	1	1	0	0	27
00	MOORE, Quadri		0-1	0-0	0-0	0	0	0	0	0	0	0	0	0	1

GAME 17 • JAN. 10, 2016
CINCINNATI (54) AT USF (51)
USF SUN DOME (TAMPA, FLA.)

#	Player	Total		3-Ptr		Rebounds		PF	TP	A	TO	Blk	Stl	Min	
		FG-FGA	FG-FG	FT-FTA	Off Def Tot										
02	ELLIS, Octavius	f 4-7	0-0	2-3	1 1 2	3	10	0	1	1	1	1	24		
11	CLARK, Gary	f 0-4	0-0	5-7	7 4 11	1	5	2	2	1	1	1	34		
24	THOMAS, Shaq	f 3-7	0-1	4-5	1 2 3	1	10	2	0	0	1	29			
10	CAUPAIN, Troy	g 5-14	4-9	0-0	1 5 6	2	14	2	3	0	3	31			
21	COBB, Farad	g 1-5	1-3	0-0	0 0 0	1	3	1	0	0	2	23			
00	MOORE, Quadri	0-2	0-0	2-2	1 0 1	0	2	0	0	0	0	7			
01	EVANS, Jacob	1-6	0-2	0-0	1 2 3	0	2	1	1	0	1	12			
03	JENIFER, Justin	0-1	0-0	0-0	0 0 0	1	0	1	0	0	0	9			
22	DeBERRY, Coreontae	2-5	0-0	2-2	1 2 3	3	6	0	1	1	1	14			
25	JOHNSON, Kevin	1-4	0-3	0-0	0 2 2	2	2	2	2	0	0	17			
	Team				1 3 4										
Totals		17-55	5-18	15-19	14 21 35	14	54	11	10	3	10		200		
FG % 1st Half: 6-25 24.0%		2nd half: 11-30 36.7%		Game: 17-55 30.9%		Game: 15-18 30.9%		Game: 5-18 27.8%		Game: 5-19 26.3%		Game: 15-18 78.9%		Deadball Rebounds 2	
3FG % 1st Half: 3-9 33.3%		2nd half: 2-9 22.2%		Game: 5-18 27.8%		Game: 5-18 27.8%		Game: 5-19 26.3%		Game: 15-18 78.9%					
FT % 1st Half: 11-12 91.7%		2nd half: 4-7 57.1%		Game: 15-18 78.9%		Game: 5-19 26.3%		Game: 15-18 78.9%		Game: 15-18 78.9%		Game: 15-18 78.9%			

#	Player	Total		3-Ptr		Rebounds		PF	TP	A	TO	Bk	Stl	Min
		FG-FGA	FG-FG%	FT-FTA	Off Def Tot									
22	NUNEZ, Angel	f 3-4	0-0	0-1	0 4 4	2	6	2	3	0	1	30		
33	GUERRERO, Ruben	f 1-2	0-0	0-0	0 0 0	0	2	0	0	0	0	6		
15	COUSINS, Jaleel	c 3-5	0-0	1-2	2 7 9	3	7	0	4	2	0	34		
00	MCMURRAY, Jahmal	g 6-9	2-4	2-3	0 5 5	1	16	1	3	0	1	38		
05	MORILLO, Nehemias	g 3-9	0-3	0-0	0 0 0	4	6	3	3	1	2	26		
01	PERRY, Chris	4-11	0-1	0-0	1 4 5	4	8	0	4	0	0	24		
13	BODWAY, Jake	0-1	0-0	0-0	0 0 0	1	0	0	0	0	0	6		
35	ZEIGLER, Bo	3-4	0-1	0-2	1 2 3	2	6	0	1	1	0	30		
42	SANTOS, Luis	0-0	0-0	0-0	0 1 1	0	0	0	0	0	1	6		
	Team				0 3 3									
	Totals	23-45	2-9	3-8	4 26 30	18	51	6	18	4	5	200		
	FG % 1st Half: 11-20	55.0%	2nd half: 12-25	48.0%	Game: 23-45	51.1%						Deadball Rebounds 2		
	3FG % 1st Half: 2-3	66.7%	2nd half: 0-6	0.0%	Game: 2-9	22.2%								
	FT % 1st Half: 2-3	66.7%	2nd half: 1-5	20.0%	Game: 3-8	37.5%								

Score tied - 4 times.
Lead changed - 2 times.

#	Player	Total		3-Ptr		Rebounds								
		FG-FGA	FG-FGA	FT-FTA	Off Def Tot	PF	TP	A	TO	Bk	Stl	Min		
02	ELLIS, Octavius	f 4-7	0-0	6-6	3 6 9	5	14	0	3	3	0	33		
11	CLARK, Gary	f 6-10	0-1	0-1	5 9 14	4	12	1	2	2	0	34		
24	THOMAS, Shaq	f 1-5	0-0	0-2	2 2 4	0	2	0	0	0	1	25		
10	CAUPAIN, Troy	g 5-15	0-3	4-6	1 3 4	3	14	1	3	0	0	31		
21	COBB, Farad	g 3-11	1-6	0-0	0 1 1	0	7	3	1	0	2	38		
00	MOORE, Qadri	0-0	0-0	0-0	0 1 1	1	0	0	0	0	0	5		
01	EVANS, Jacob	4-10	0-3	0-0	1 7 8	2	8	4	2	0	1	38		
03	JENIFER, Justin	0-0	0-0	0-0	0 1 1	0	0	0	2	0	0	2		
22	DeBERRY, Coreontae	2-5	0-0	2-4	1 2 3	1	6	0	0	1	0	20		
25	JOHNSON, Kevin	1-7	0-5	0-0	2 4 6	1	2	4	3	0	0	24		
Team						2	3	5						
Totals		26-70	1-18	12-19	17 39 56	17	65	13	16	6	4	250		
FG % 1st Half: 11-28		39.3%	2nd half: 13-30	43.3%	OT: 2-12	16.7%	Game: 26-70	37.1%	Deadball Rebounds 4.1					
3FG % 1st Half: 0-7		0.0%	2nd half: 1-5	20.0%	OT: 0-6	0.0%	Game: 1-18	5.6%						
FG % 1st Half: 2-2		100%	2nd half: 5-11	45.5%	OT: 0-6	83.3%	Game: 12-19	63.2%						

#	Player		Total		3-Ptr		Rebounds				PF	TP	A	TO	Blk	Stl	Min
			FG-FGA	%		FT-FTA	Off	Def	Tot								
15	BOND, Jaylen	f	4-17	0-1	1-3	9	3	12	4	9	0	1	0	0	0	36	
24	AFLAKPUI, Ernest	c	3-4	0-0	0-2	1	2	3	2	6	0	0	1	1	20		
01	BROWN, Josh	g	2-9	0-2	0-2	0	7	7	1	4	5	2	0	1	47		
04	DINGLE, Daniel	g	1-6	0-1	1-1	1	2	3	1	3	2	1	0	0	28		
25	DECOSEY, Quenton	g	9-20	1-5	3-5	1	4	5	3	22	2	1	1	3	46		
00	ENECHIONYIA, Obi		1-6	0-3	0-1	0	2	2	4	2	1	0	1	1	20		
03	ALSTON, JR., Levan S		0-2	0-1	0-0	0	1	1	1	0	1	1	0	1	7		
10	WILLIAMS, Mark		1-1	1-1	3-4	1	1	2	1	6	0	0	1	0	11		
11	LOWE, Trey		0-0	0-0	0-0	0	0	0	0	0	0	1	0	0	3		
34	COLEMAN, Devin		5-11	5-10	0-0	1	3	4	0	15	2	2	0	0	32		
	Team					3	5	8					2				
	Totals		26-76	7-24	8-18	17	30	47	17	67	13	11	4	7	250		
FG % 1st Half:			9-27	33.3%	2nd half:	13-32	40.6%	OT:	4-17	23.5%	Game:	26-76	34.2%	Deadball			
3FG % 1st Half:			2-9	22.2%	2nd half:	3-9	33.3%	OT:	2-6	33.3%	Game:	7-24	29.2%	Rebounds			
FT % 1st Half:			2-6	33.3%	2nd half:	5-6	83.3%	OT:	1-6	16.7%	Game:	8-18	44.4%	3			

	In	Off	2nd	Fast	
Points	Paint	T/O	Chance	Break	Bench
CIN	36	8	16	4	16
TU	26	17	13	8	23

Score tied - 9 times.
Lead changed - 5 times.

#	Player		Total		3-Ptr		Rebounds			PF	TP	A	TO	Blk	Stl	Min				
			FG-FGA	FG-FGA	FT-FTA	Off	Def	Tot												
24	POLLARD, Devonta	f	2-7	0-0	4-7	3	3	6	0	8	3	3	1	1	32					
23	MEYER, Kyle	c	0-0	0-0	0-0	0	1	1	1	0	0	0	0	6						
02	GRAY, Jr., Rob	c	3-11	0-4	0-0	0	0	0	1	6	1	4	0	23						
21	DOTSON, Damyean	g	1-8	1-5	1-2	3	8	11	2	4	1	2	1	31						
25	ROBINSON, Jr., Galen	q	5-11	2-3	1-1	0	1	1	1	13	4	2	0	28						
00	KNOWLES, Danrad		0-1	0-0	2-6	5	2	7	3	2	0	0	0	24						
03	JOHNSON, Ronnie		3-9	2-4	1-2	2	1	3	0	9	0	5	0	20						
04	BARNES, LeRon		6-8	5-6	0-0	4	3	7	4	17	0	0	0	29						
12	VANBECK, Wes		0-0	0-0	0-0	0	1	1	0	0	0	1	0	1						
13	NKALI, Bertrand		0-0	0-0	0-0	0	0	0	2	0	0	0	0	6						
Team																				
Totals			20-55		10-22		9-18		19-21		40-59		9-17		2-2		200			
FG % 1st Half: 9-26			34.6%		2nd half: 11-29		37.9%		Game: 20-55		36.4%						Deadball Rebounds 3,1			
3FG % 1st Half: 7-12			58.3%		2nd half: 3-10		30.0%		Game: 10-22		45.5%									
FT % 1st Half: 2-2			100.0		2nd half: 7-16		43.8%		Game: 9-18		50.0%									

#	Player		Total		3-PT		Rebounds								Min				
			FG	FGA	FG	FTA	Off	Def	Total	PF	TP	A	TO	Blk	Stl				
02	ELLIS, Octavius	f	5	10	0	0	3	4	8	5	13	4	13	2	1	1	28		
11	CLARK, Gary	f	5	6	1	1	3	4	5	2	7	4	14	6	1	1	2	33	
24	THOMAS, Shaq	f	0	4	0	0	0	0	1	0	1	1	0	0	2	0	1	20	
10	CAUPAIN, Troy	g	0	10	0	4	1	2	1	3	4	1	1	5	3	1	0	32	
21	COBB, Farad	g	6	12	2	5	0	0	1	1	2	0	14	1	0	0	3	31	
00	MOORE, Quadri		0	0	0	0	0	0	0	1	1	0	0	0	0	0	3		
01	EVANS, Jacob		2	6	1	4	0	0	0	0	0	5	5	2	0	1	0	13	
03	JENIFER, Justin		1	1	0	0	0	0	0	1	1	0	2	0	0	0	1	7	
22	DeBERRY, Coreontae		3	4	0	0	0	0	2	2	1	6	0	0	0	0	11		
25	JOHNSON, Kevin		5	12	4	9	1	2	0	3	3	0	15	1	0	0	2	22	
Team																			
Totals			27-65		8-23		8-12		18-20		38		16		70		17 7 4 10		200
FG % 1st Half: 15-32			46.9%		2nd half: 12-33		36.4%		Game: 27-65		41.5%								Deadball
3FG % 1st Half: 5-13			38.5%		2nd half: 3-10		30.0%		Game: 8-23		34.8%								Rebounds
FT % 1st Half: 4-6			66.7%		2nd half: 4-6		66.7%		Game: 8-12		66.7%								2,2

Last FG - HOU 2nd-05:37, CIN 2nd-02:24.
Largest lead - HOU by 4 1st-17:14, CIN by 16 2nd-13:43.

#	Player		Total		3-Ptr	Rebounds					PF	TP	A	TO	Bk	Stl	Min
			FG-FGA	FG-FG%		FT-FTA	Off	Def	Tot								
02	GOODWIN, Shaq	f	6-12	0-1	1-2	1	2	3	3	13	1	2	2	2	32		
01	LAWSON, Dedicr	g	1-11	1-2	4-4	2	6	8	3	7	1	2	0	1	34		
05	CRAWFORD, Markel	g	0-1	0-0	1-2	0	1	1	1	1	0	0	0	1	11		
20	TARRANT JR., Ricky	g	1-5	0-3	0-0	0	3	3	3	2	9	4	0	1	35		
23	CRAFT, Sam	g	2-4	0-1	0-0	0	1	1	3	4	0	0	0	1	16		
00	BURRELL, Trahson		8-13	4-7	4-4	5	6	11	1	24	5	4	0	0	26		
03	WOODSON, Avery		6-9	5-8	1-1	0	4	4	2	18	1	3	0	0	33		
30	MARSHALL, Nick		0-1	0-0	1-2	1	2	3	1	1	0	0	1	0	8		
42	McDOWELL, Jake		1-1	0-0	0-1	0	0	0	1	2	0	0	0	0	5		
Team			5-7	10-22	12-16	1	0	1									
Totals			25-57	10-22	12-16	10	25	35	18	72	17	15	3	6	200		

FG % 1st Half: 13-27 48.1%

2nd half: 12-30 40.0%

Game: 25-57 43.9%

3FG % 1st Half: 6-10 60.0%

2nd half: 4-12 33.3%

Game: 10-22 45.5%

FT % 1st Half: 6-7 85.7%

2nd half: 6-9 66.7%

Game: 12-16 75.0%

Deadball Rebounds 2

#	Player		Total		3-Ptr		Rebounds			PF	TP	A	TO	Bk	Stl	Min
			FG-FGA	FG-FG%	FT-FTA	Off	Def	Tot								
02	ELLIS, Octavius	f	5-10	0-0	0-0	2	1	3	4	10	0	2	2	2	27	
11	CLARK, Gary	f	2-5	0-0	3-5	1	3	4	4	7	1	2	4	2	27	
24	THOMAS, Shaq	f	8-11	1-3	1-1	1	5	6	2	18	1	2	2	0	29	
20	CAUPAIN, Troy	g	9-16	1-2	6-6	0	3	3	0	25	4	3	0	2	36	
21	COBB, Farad	g	1-3	1-3	0-0	0	2	2	0	3	4	0	0	0	24	
00	MOORE, Quadri		0-1	0-0	0-0	0	0	0	0	0	0	1	0	0	4	
01	EVANS, Jacob		1-4	0-2	0-0	0	2	2	1	2	1	0	0	1	20	
22	DeBERRY, Coreontae		1-3	0-0	0-0	0	2	2	2	2	0	0	0	0	13	
25	JOHNSON, Kevin		3-7	1-5	2-3	1	3	4	3	9	1	0	0	3	20	
Team						2	1	3								
Totals			30-60	4-15	12-15	7	22	29	16	76	12	10	8	10	200	
FG % 1st Half: 18-31 58.1% 2nd half: 12-29 41.4% Game: 30-60 50.0%																
3FG % 1st Half: 1-8 12.5% 2nd half: 3-7 42.9% Game: 4-15 26.7%																
FT % 1st Half: 4-6 66.7% 2nd half: 8-9 88.9% Game: 12-15 80.0%																
Deadball Rebounds 1,2																

Score tied - 10 times.
Lead changed - 5 times.

2015-16 CINCINNATI BASKETBALL • GAME 26 • EAST CAROLINA

GAME 21 • JAN. 24, 2016
TULANE (75) AT CINCINNATI (97)
FIFTH THIRD ARENA (CINCINNATI, OHIO)

Tulane 75 • 8-13, 1-7

#	Player	Total		3-Ptr		Rebounds			PF	TP	A TO Blk Stl				Min
		FG-FGA	FG-FGA	FT-FTA	Off Def Tot	PF	TP	A TO Blk Stl							
21	Osetkowski, Dylan	f	3-6	0-0	3-5	1	9	10	2	9	4	4	0	0	31
15	Smith, Ryan	c	0-0	0-0	0-0	0	0	0	1	0	0	0	0	0	8
00	Dabney, Louis	g	3-8	1-2	2-2	1	4	5	1	9	3	2	0	2	32
13	Morgan, Malik	g	9-16	5-9	0-0	1	1	2	3	23	2	3	0	0	31
35	Frazier, Melvin	g	3-6	1-3	1-1	1	1	2	1	8	1	3	0	0	14
02	Oliver, Taron		3-5	0-1	0-0	1	3	4	2	6	0	1	0	0	8
04	Conroy, Riley		0-0	0-0	0-0	0	0	0	0	0	0	0	0	0	2
05	Reynolds, Cameron		1-5	0-3	2-2	0	2	3	4	1	3	0	0	0	18
10	Julien, Von		4-6	4-4	0-0	0	0	0	2	12	1	1	0	1	27
11	Harris, Kain		1-4	0-2	2-2	0	0	0	1	4	2	2	0	0	16
23	Paul, Blake		0-0	0-0	0-0	0	1	1	4	0	0	0	1	0	13
Team					2	1	3								
Totals			27-56	11-24	10-13	7	22	29	20	75	14	19	1	3	200

FG % 1st Half: 10-24 41.7% 2nd half: 17-32 53.1% Game: 27-56 48.2% Deadball Rebounds 1,2
3FG % 1st Half: 4-8 50.0% 2nd half: 7-16 43.8% Game: 11-24 45.8%
FT % 1st Half: 3-5 60.0% 2nd half: 7-8 87.5% Game: 10-13 76.9%

Cincinnati 97 • 15-6, 5-3

#	Player	Total		3-Ptr		Rebounds			PF	TP	A TO Blk Stl				Min
		FG-FGA	FG-FGA	FT-FTA	Off Def Tot	PF	TP	A TO Blk Stl							
02	ELLIS, Octavius	f	3-5	0-0	2-2	0	3	3	2	8	1	2	0	0	13
11	CLARK, Gary	f	8-10	1-1	0-2	1	4	5	0	17	0	1	1	2	23
24	THOMAS, Shaq	f	6-8	2-2	3-4	0	4	4	1	17	2	1	0	1	19
10	CAUPAIN, Troy	g	3-5	2-3	0-1	0	1	1	1	8	9	0	0	0	22
21	COBB, Farad	g	6-9	2-5	2-3	1	0	1	2	16	3	0	0	3	22
00	MOORE, Quadri		1-4	1-2	1-2	1	3	4	3	4	0	1	1	1	17
01	EVANS, Jacob		2-5	1-3	0-0	3	4	7	2	5	3	0	1	1	24
03	JENIFER, Justin		2-6	2-4	0-0	1	1	2	0	6	2	1	0	0	18
22	DeBERRY, Coreontae		3-6	0-0	5-7	1	2	3	3	11	0	2	2	0	18
25	JOHNSON, Kevin		0-2	0-1	3-4	0	2	2	2	3	1	0	0	1	18
45	TOBLER, Zack		1-2	0-0	0-0	0	0	0	2	2	0	0	0	0	6
Team					1	0	1								
Totals			35-62	11-21	16-25	9	24	33	18	97	21	9	5	10	200

FG % 1st Half: 19-33 57.6% 2nd half: 16-29 55.2% Game: 35-62 56.5% Deadball Rebounds 3
3FG % 1st Half: 4-9 44.4% 2nd half: 7-12 58.3% Game: 11-21 52.4%
FT % 1st Half: 7-9 77.8% 2nd half: 9-16 56.3% Game: 16-25 64.0%

Officials: Doug Simmons, James Luckie, Antonio Pettys
Technical fouls: Tulane-None. Cincinnati-None.
Attendance: 9224

Score by periods	1st	2nd	Total
Tulane	27	48	75
Cincinnati	49	48	97

Last FG - TUL 2nd-00:35, CIN 2nd-00:45.
Largest lead - TUL None, CIN by 40 2nd-09:48.
Score tied - 0 times.
Lead changed - 0 times.

GAME 23 • FEB. 4, 2016
USF (57) AT CINCINNATI (88)
FIFTH THIRD ARENA (CINCINNATI, OHIO)

USF 57 • 5-19, 2-9

#	Player	Total		3-Ptr		Rebounds			PF	TP	A TO Blk Stl				Min
		FG-FGA	FG-FGA	FT-FTA	Off Def Tot	PF	TP	A TO Blk Stl							
22	NUNEZ, Angel	f	3-7	1-2	1-2	0	6	6	3	8	0	6	0	0	26
35	ZEIGLER, Bo	f	5-7	0-1	0-0	1	2	3	4	10	2	2	0	0	28
15	COUSINS, Jaleel	c	2-8	0-0	6-9	8	2	10	5	10	0	4	0	1	19
33	GUERRERO, Ruben	c	2-3	0-0	0-0	2	0	2	2	4	1	2	0	0	37
00	MCMURRAY, Jahmal	g	6-17	1-7	4-4	1	3	4	2	17	2	3	0	0	38
05	MORILLO, Nehemias		1-5	1-3	2-3	0	3	3	1	5	0	2	0	0	19
10	BRYANT, Tre'		0-0	0-0	0-0	0	0	0	0	0	0	0	0	0	0+
13	BODWAY, Jake		1-3	0-2	0-0	0	1	1	1	2	0	0	0	0	15
42	SANTOS, Luis		0-1	0-0	1-2	0	1	1	1	1	1	1	0	0	18
Team					1	3	4								
Totals			20-51	3-15	14-20	13	21	34	19	57	6	21	0	1	200

FG % 1st Half: 10-20 50.0% 2nd half: 10-31 32.3% Game: 20-51 39.2% Deadball Rebounds 3,1
3FG % 1st Half: 3-5 60.0% 2nd half: 0-10 0.0% Game: 3-15 20.0%
FT % 1st Half: 6-8 75.0% 2nd half: 8-12 66.7% Game: 14-20 70.0%

Cincinnati 88 • 17-6, 7-3

#	Player	Total		3-Ptr		Rebounds			PF	TP	A TO Blk Stl				Min
		FG-FGA	FG-FGA	FT-FTA	Off Def Tot	PF	TP	A TO Blk Stl							
02	ELLIS, Octavius	f	4-5	0-0	2-2	1	1	2	4	10	2	2	1	1	23
11	CLARK, Gary	f	5-10	1-2	5-7	9	4	13	2	16	4	0	0	1	31
24	THOMAS, Shaq	f	0-4	0-1	1-2	2	1	3	2	1	1	0	1	1	17
10	CAUPAIN, Troy	g	6-11	4-7	2-2	0	4	4	1	18	10	3	2	1	29
21	COBB, Farad	g	4-14	2-9	0-0	0	1	1	3	10	0	0	0	2	23
01	EVANS, Jacob		3-8	2-6	3-4	0	2	2	2	11	2	0	1	1	24
03	JENIFER, Justin		0-2	0-1	2-2	0	1	1	1	2	1	0	0	3	11
22	DeBERRY, Coreontae		5-6	0-0	1-2	1	3	4	1	11	0	0	1	1	23
25	JOHNSON, Kevin		2-4	1-3	4-4	0	2	2	1	9	1	2	0	0	17
45	TOBLER, Zack		0-0	0-0	0-0	0	0	0	0	0	0	0	0	0	2
Team					2	1	3								
Totals			29-64	10-29	20-25	15	20	35	17	88	21	7	6	11	200

FG % 1st Half: 13-37 35.1% 2nd half: 16-27 59.3% Game: 29-64 45.3% Deadball Rebounds 3,1
3FG % 1st Half: 7-19 36.8% 2nd half: 3-10 30.0% Game: 10-29 34.5%
FT % 1st Half: 3-4 75.0% 2nd half: 17-21 81.0% Game: 20-25 80.0%

Officials: Joe DeRosa, James Breeding, Clarence Armstrong
Technical fouls: USF-None. Cincinnati-ELLIS, Octavius.
Attendance: 9116

Score by periods	1st	2nd	Total
USF	29	28	57
Cincinnati	36	52	88

Last FG - USF 2nd-00:07, CIN 2nd-01:31.
Largest lead - USF by 6 1st-10:52, CIN by 33 2nd-02:02.
Score tied - 4 times.
Lead changed - 4 times.

GAME 22 • JAN. 28, 2016
CINCINNATI (58) AT RV/RV UCONN (57)
XL CENTER (HARTFORD, CONN.)

Cincinnati 58 • (16-6, 6-3)

#	Player	Total		3-Ptr		Rebounds			PF	TP	A TO Blk Stl				Min
		FG-FGA	FG-FGA	FT-FTA	Off Def Tot	PF	TP	A TO Blk Stl							
02	ELLIS, Octavius	f	4-8	0-0	2-2	1	6	7	2	10	1	2	2	1	31
11	CLARK, Gary	f	4-7	1-2	4-7	2	4	6	2	13	3	4	4	0	32
24	THOMAS, Shaq	f	1-3	0-0	0-1	2	1	3	0	2	1	2	0	1	18
10	CAUPAIN, Troy	g	3-11	2-5	0-0	1	3	4	2	8	0	4	1	2	36
21	COBB, Farad	g	4-12	3-8	2-2	2	4	6	1	13	1	1	0	1	33
00	MOORE, Quadri		0-0	0-0	0-0	0	0	0	0	0	0	0	0	0	2
01	EVANS, Jacob		3-7	1-2	0-0	1	4	5	2	7	2	0	3	1	23
22	DeBERRY, Coreontae		1-2	0-0	0-0	0	3	3	2	2	0	0	0	0	9
25	JOHNSON, Kevin		1-5	0-4	0-0	0	0	0	0	3	4	1	0	1	16
Team					2	0	2								
Totals			21-55	8-21	8-12	11	25	36	12	58	12	14	10	7	200

FG % 1st Half: 11-29 37.9% 2nd half: 10-26 38.5% Game: 21-55 38.2% Deadball Rebounds 2
3FG % 1st Half: 4-12 33.3% 2nd half: 4-9 44.4% Game: 8-21 38.1%
FT % 1st Half: 5-7 71.4% 2nd half: 3-5 60.0% Game: 8-12 66.7%

UCONN 57 • (14-6, 5-3)

#	Player	Total		3-Ptr		Rebounds			PF	TP	A TO Blk Stl				Min
		FG-FGA	FG-FGA	FT-FTA	Off Def Tot	PF	TP	A TO Blk Stl							
32	MILLER, Shonn	f	5-10	0-0	1-2	2	6	8	3	11	0	1	4	3	34
00	NOLAN, Phillip	c	1-4	0-0	0-0	2	2	4	4	2	0	0	0	0	11
02	ADAMS, Jalen	g	4-7	1-3	2-2	1	1	2	0	11	2	2	0	1	30
04	GIBBS, Sterling	g	5-9	3-5	1-1	0	2	2	2	14	4	0	0	0	37
05	HAMILTON, Daniel	g	2-11	1-4	0-0	1	7	8	2	5	8	4	2	1	38
12	FACEY, Kentan		1-2	0-0	0-0	1	2	3	3	2	0	1	1	0	7
13	ENOCH, Steven		0-0	0-0	0-0	0	0	0	1	0	0	1	0	0	5
21	CALHOUN, Omar		0-0	0-0	0-0	0	0	0	0	0	0	0	0	0	5
44	PURVIS, Rodney		5-17	1-4	1-3	1	2	3	0	12	3	1	0	2	33
Team					3	3	6								
Totals			23-60	6-16	5-8	11	25	36	15	57	17	14	7	7	200

FG % 1st Half: 14-28 50.0% 2nd half: 9-32 28.1% Game: 23-60 38.3% Deadball Rebounds 4
3FG % 1st Half: 5-8 62.5% 2nd half: 1-8 12.5% Game: 6-16

GAME 25 • FEB. 9, 2016
CINCINNATI (69) AT UCF (61)
CFE ARENA (ORLANDO, FLA.)

Cincinnati 69 • 18-7, 8-4 AAC

#	Player		Total			3-Ptr			Rebounds			PF	TP	A	TO	Blk	Stl	Min
			FG-FGA	FG-FGA	FT-FTA	FG-FGA	FG-FGA	FT-FTA	Off	Def	Tot							
02	ELLIS, Octavius	f	4-10	0-0	2-2	6	8	14	2	10	1	2	0	2	29			
11	CLARK, Gary	f	3-9	1-2	4-4	1	7	8	1	11	5	1	4	1	33			
01	EVANS, Jacob	g	2-4	2-2	0-0	1	2	3	3	6	0	1	0	0	13			
10	CAUPAIN, Troy	g	1-11	0-3	5-6	0	4	4	3	7	5	3	0	5	37			
21	COBB, Farad	g	4-10	3-9	1-2	0	3	3	3	12	1	0	0	1	37			
00	MOORE, Quadri		1-1	1-1	0-0	0	0	0	1	3	0	0	0	0	1			
03	JENIFER, Justin		0-2	0-2	0-0	1	0	1	0	0	0	0	0	0	3			
22	DeBERRY, Coreontae		2-3	0-0	1-2	2	1	3	2	5	0	1	0	0	11			
24	THOMAS, Shaq		1-2	0-0	0-0	0	0	0	0	2	0	0	0	0	3			
25	JOHNSON, Kevin		5-11	3-4	0-0	2	1	3	2	13	2	2	0	3	33			
Team						3	1	4										
Totals			23-63	10-23	13-16	16	27	43	17	69	14	10	4	12	200			

FG % 1st Half: 10-34 29.4% 2nd half: 13-29 44.8% Game: 23-63 36.5% Deadball
3FG % 1st Half: 6-17 35.3% 2nd half: 4-6 66.7% Game: 10-23 43.5% Rebounds
FT % 1st Half: 5-6 83.3% 2nd half: 8-10 80.0% Game: 13-16 81.3% 1

UCF 51 • 11-11, 5-6 AAC

#	Player		Total			3-Ptr			Rebounds			PF	TP	A	TO	Blk	Stl	Min
			FG-FGA	FG-FGA	FT-FTA	FG-FGA	FG-FGA	FT-FTA	Off	Def	Tot							
03	DAVIS, A.J.	f	4-12	3-6	5-8	1	6	7	3	16	3	4	0	0	36			
13	EFIANAYI, Tanksley	f	0-4	0-3	1-5	0	2	2	0	1	1	3	0	0	27			
34	MCBRIDE, Justin	c	1-2	0-0	0-1	0	2	2	4	2	0	3	1	0	12			
04	WALKER, Daiquan	g	2-7	1-3	0-0	1	4	5	2	5	5	3	2	1	37			
12	WILLIAMS, Matt	g	8-15	6-12	2-3	0	3	3	1	24	1	0	0	0	36			
21	BROWN, Chad		0-0	0-0	0-0	0	0	0	0	0	0	0	0	0	2			
22	MCSPADDEN, Chance		0-0	0-0	0-0	0	0	0	0	0	0	1	0	0	10			
24	FALL, Tacko		1-1	0-0	0-0	2	6	8	2	2	0	0	3	1	20			
33	DAVIS, Shaheed		0-1	0-1	0-0	0	1	1	1	0	0	3	0	0	12			
52	BLAIR, Staphon		0-0	0-0	1-2	0	1	1	2	1	0	1	1	1	8			
Team						0	1	1										
Totals			16-42	10-25	9-19	4	26	30	15	51	10	18	7	3	200			

FG % 1st Half: 8-22 36.4% 2nd half: 8-20 40.0% Game: 16-42 38.1% Deadball
3FG % 1st Half: 5-13 38.5% 2nd half: 5-12 41.7% Game: 10-25 40.0% Rebounds
FT % 1st Half: 9-15 60.0% 2nd half: 0-4 0.0% Game: 9-19 47.4% 5

Officials: Tom Eades, Gary Maxwell, Steve Olson
Technical fouls: Cincinnati-None. UCF-FALL, Tacko.
Attendance: 4143

Score by periods	1st	2nd	Total
Cincinnati	31	38	69
UCF	30	21	51

Last FG - CIN 2nd-00:55, UCF 2nd-01:22.
Largest lead - CIN by 22 2nd-03:33, UCF by 3 1st-03:47.

Score tied - 1 time.
Lead changed - 6 times.

GAME 26 • FEB. 13, 2016
EAST CAROLINA AT CINCINNATI
FIFTH THIRD ARENA (CINCINNATI, OHIO)

GAME 28 • FEB. 20, 2016
UCONN AT CINCINNATI
FIFTH THIRD ARENA (CINCINNATI, OHIO)



2015-16 Cincinnati Basketball
Cincinnati Combined Team Statistics (as of Feb 09, 2016)
All games



RECORD:	OVERALL	HOME	AWAY	NEUTRAL
ALL GAMES	18-7	11-3	5-4	2-0
CONFERENCE	8-4	5-1	3-3	0-0
NON-CONFERENCE	10-3	6-2	2-1	2-0

#	Player	gp-gs	min	avg	Total		3-Point		F-Throw		Rebounds				pf	dq	a	to	blk	stl	pts	avg
					fg-fga	fg%	3fg-fga	3fg%	ft-fa	ft%	off	def	tot	avg								
10	CAUPAIN, Troy	25-25	789	31.6	97-258	.376	38-118	.322	56-72	.778	8	73	81	3.2	35	0	118	47	10	31	288	11.5
21	COBB, Farad	25-25	648	25.9	103-249	.414	63-152	.414	17-21	.810	12	36	48	1.9	24	0	42	22	1	37	286	11.4
11	CLARK, Gary	25-25	729	29.2	101-173	.584	10-18	.556	55-83	.663	92	125	217	8.7	63	0	58	32	38	28	267	10.7
02	ELLIS, Octavius	25-24	596	23.8	89-158	.563	0-0	.000	65-96	.677	64	107	171	6.8	70	2	24	48	33	24	243	9.7
01	EVANS, Jacob	25-2	528	21.1	55-156	.353	25-80	.313	40-44	.909	29	72	101	4.0	40	1	43	15	21	19	175	7.0
24	THOMAS, Shaq	25-23	536	21.4	65-145	.448	11-33	.333	28-47	.596	37	63	100	4.0	39	0	36	33	15	19	169	6.8
25	JOHNSON, Kevin	25-0	480	19.2	52-150	.347	31-100	.310	21-28	.750	18	26	44	1.8	44	0	39	32	0	23	156	6.2
22	DeBERRY, Coreontae	25-1	366	14.6	53-100	.530	0-0	.000	40-64	.625	28	64	92	3.7	48	1	4	15	23	12	146	5.8
03	JENIFER, Justin	22-0	195	8.9	21-54	.389	10-28	.357	13-17	.765	2	14	16	0.7	15	0	30	16	0	13	65	3.0
00	MOORE, Quadri	21-0	166	7.9	17-47	.362	4-11	.364	13-19	.684	12	19	31	1.5	18	0	2	17	2	8	51	2.4
45	TOBLER, Zack	6-0	17	2.8	2-5	.400	0-0	.000	5-8	.625	3	0	3	0.5	3	0	1	1	0	0	9	1.5
Team											32	38	70		2		6					
Total.....		25	5050		655-1495	.438	192-540	.356	353-499	.707	337	637	974	39.0	401	4	397	284	143	214	1855	74.2
Opponents.....		25	5050		553-1425	.388	178-505	.352	255-392	.651	290	559	849	34.0	434	-	287	367	83	135	1539	61.6

TEAM STATISTICS	CIN	OPP
SCORING	1855	1539
Points per game	74.2	61.6
Scoring margin	+12.6	-
FIELD GOALS-ATT	655-1495	553-1425
Field goal pct	.438	.388
3 POINT FG-ATT	192-540	178-505
3-point FG pct	.356	.352
3-pt FG made per game	7.7	7.1
FREE THROWS-ATT	353-499	255-392
Free throw pct	.707	.651
F-Throws made per game	14.1	10.2
REBOUNDS	974	849
Rebounds per game	39.0	34.0
Rebounding margin	+5.0	-
ASSISTS	397	287
Assists per game	15.9	11.5
TURNOVERS	284	367
Turnovers per game	11.4	14.7
Turnover margin	+3.3	-
Assist/turnover ratio	1.4	0.8
STEALS	214	135
Steals per game	8.6	5.4
BLOCKS	143	83
Blocks per game	5.7	3.3
ATTENDANCE	121190	77814
Home games-Avg/Game	14-8656	9-7720
Neutral site-Avg/Game	-	2-4165

Date	Opponent		Score	Att.
11/13/15	WESTERN CAROLINA	w	97-72	7213
11/15/15	ROBERT MORRIS	w	106-44	6292
11/18/15	at Bowling Green	w	83-50	3411
11/22/15	ARKANSAS-PINE BLUFF	w	99-50	6083
11/24/15	SE LOUISIANA	w	64-49	6824
11/27/15	vs Nebraska	w	65-61	4127
11/28/15	vs George Washington	w	61-56	4203
12/2/15	BUTLER	L	76-78	11125
12/6/15	MORGAN STATE	w	87-66	6126
12/12/15	at Xavier	L	55-65	10617
12/15/15	NORFOLK STATE	w	75-59	6215
12/19/15	at VCU	w	69-63	7637
12/22/15	IOWA STATE	L	79-81	13176
* 12/29/15	TEMPLE	L	70-77	10029
* 1/2/16	TULSA	w	76-57	10102
* 01/07/16	at SMU	L	57-59	6971
* 1/10/16	at USF	w	54-51	3062
* 1/13/16	HOUSTON	w	70-59	9345
* 01/16/16	at Temple	Lo2	65-67	7481
* 01/21/16	MEMPHIS	w	76-72	10320
* 01/24/16	TULANE	w	97-75	9224
* 1/28/16	at UCONN	w	58-57	13242
* 02/04/16	USF	w	88-57	9116
* 2/6/16	at Memphis	L	59-63	12920
* 2/9/16	at UCF	w	69-51	4143

* = Conference game

Score by Periods	1st	2nd	OT	OT2	Totals
Cincinnati	876	970	4	5	1855
Opponents	740	788	4	7	1539



2015-16 Cincinnati Basketball
Cincinnati Combined Team Statistics (as of Feb 09, 2016)
Conference games



RECORD:	OVERALL	HOME	AWAY	NEUTRAL
ALL GAMES	8-4	5-1	3-3	0-0
CONFERENCE	8-4	5-1	3-3	0-0
NON-CONFERENCE	0-0	0-0	0-0	0-0

#	Player	gp-gs	min	avg	Total		3-Point		F-Throw		Rebounds				pf	dq	a	to	blk	stl	pts	avg
					fg-fga	fg%	3fg-fga	3fg%	ft-fa	ft%	off	def	tot	avg								
10	CAUPAIN, Troy	12-12	397	33.1	52-144	.361	20-56	.357	24-30	.800	7	35	42	3.5	21	0	60	31	6	17	148	12.3
11	CLARK, Gary	12-12	374	31.2	51-95	.537	6-11	.545	29-46	.630	49	62	111	9.3	29	0	32	16	22	14	137	11.4
21	COBB, Farad	12-12	346	28.8	49-123	.398	29-78	.372	5-7	.714	6	19	25	2.1	14	0	21	7	0	22	132	11.0
02	ELLIS, Octavius	12-11	287	23.9	43-81	.531	0-0	.000	27-31	.871	29	41	70	5.8	40	1	7	19	13	12	113	9.4
25	JOHNSON, Kevin	12-0	226	18.8	23-71	.324	14-47	.298	11-15	.733	6	17	23	1.9	18	0	17	15	0	12	71	5.9
22	DeBERRY, Coreontae	12-1	168	14.0	26-48	.542	0-0	.000	16-25	.640	12	25	37	3.1	28	0	1	5	7	4	68	5.7
01	EVANS, Jacob	12-2	265	22.1	24-72	.333	8-33	.242	10-12	.833	13	33	46	3.8	26	1	23	6	9	9	66	5.5
24	THOMAS, Shaq	12-10	240	20.0	26-64	.406	5-15	.333	9-17	.529	11	23	34	2.8	13	0	10	14	6	8	66	5.5
03	JENIFER, Justin	9-0	63	7.0	6-16	.375	3-8	.375	4-4	1.000	2	4	6	0.7	3	0	6	4	0	4	19	2.1
00	MOORE, Quadri	11-0	76	6.9	4-17	.235	4-7	.571	5-6	.833	3	9	12	1.1	11	0	0	6	1	2	17	1.5
45	TOBLER, Zack	2-0	8	4.0	1-2	.500	0-0	.000	0-0	.000	0	0	0	0.0	2	0	0	0	0	0	2	1.0
Team											24	15	39					3				
Total.....		12	2450		305-733	.416	89-255	.349	140-193	.725	162	283	445	37.1	205	2	177	126	64	104	839	69.9
Opponents.....		12	2450		266-657	.405	83-231	.359	130-210	.619	143	280	423	35.2	184	-	141	185	50	53	745	62.1

TEAM STATISTICS	CIN	OPP
SCORING	839	745
Points per game	69.9	62.1
Scoring margin	+7.8	-
FIELD GOALS-ATT	305-733	266-657
Field goal pct	.416	.405
3 POINT FG-ATT	89-255	83-231
3-point FG pct	.349	.359
3-pt FG made per game	7.4	6.9
FREE THROWS-ATT	140-193	130-210
Free throw pct	.725	.619
F-Throws made per game	11.7	10.8
REBOUNDS	445	423
Rebounds per game	37.1	35.2
Rebounding margin	+1.8	-
ASSISTS	177	141
Assists per game	14.8	11.8
TURNOVERS	126	185
Turnovers per game	10.5	15.4
Turnover margin	+4.9	-
Assist/turnover ratio	1.4	0.8
STEALS	104	53
Steals per game	8.7	4.4
BLOCKS	64	50
Blocks per game	5.3	4.2
ATTENDANCE	58136	47819
Home games-Avg/Game	6-9689	6-7970
Neutral site-Avg/Game	-	0-0

Date	Opponent		Score	Att.
* 12/29/15	TEMPLE	L	70-77	10029
* 1/2/16	TULSA	W	76-57	10102
* 01/07/16	at SMU	L	57-59	6971
* 1/10/16	at USF	W	54-51	3062
* 1/13/16	HOUSTON	W	70-59	9345
* 01/16/16	at Temple	Lo2	65-67	7481
* 01/21/16	MEMPHIS	W	76-72	10320
* 01/24/16	TULANE	W	97-75	9224
* 1/28/16	at UCONN	W	58-57	13242
* 02/04/16	USF	W	88-57	9116
* 2/6/16	at Memphis	L	59-63	12920
* 2/9/16	at UCF	W	69-51	4143

* = Conference game

Score by Periods	1st	2nd	OT	OT2	Totals
Cincinnati	412	418	4	5	839
Opponents	371	363	4	7	745



2015-16 Cincinnati Basketball
Cincinnati Team Game-by-Game Comparison (as of Feb 09, 2016)
All games



Opponent	1st	2nd	Score	Mar	Total FG	FG Pct	3-Pointers	3FG Pct	Free Throws	FT Pct	Rebounds	Assist	T/Over	Block	Steal	Fouls
WESTERN CAROLINA	42/22	55/50	97-72	+25	36-59/26-70	.610/.371	6-14/9-32	.429/.281	19-27/11-14	.704/.786	43/27 +16	19/13	17/11	7/4	8/8	15/20
ROBERT MORRIS	51/25	55/19	106-44	+62	38-71/13-47	.535/.277	11-24/5-20	.458/.250	19-26/13-17	.731/.765	44/24 +20	32/8	11/29	8/1	18/7	14/20
Bowling Green	35/31	48/19	83-50	+33	31-66/17-58	.470/.293	13-30/7-25	.433/.280	8-16/9-17	.500/.529	49/38 +11	15/10	10/16	8/2	12/6	18/16
ARKANSAS-PINE BLUFF	39/15	60/35	99-50	+49	25-60/19-61	.417/.311	8-22/5-17	.364/.294	41-59/7-11	.695/.636	45/42 +3	16/12	10/30	6/4	19/4	16/37
SE LOUISIANA	30/22	34/27	64-49	+15	22-54/19-51	.407/.373	8-23/7-18	.348/.389	12-17/4-5	.706/.800	38/28 +10	16/6	11/15	3/4	8/5	14/18
Nebraska	25/25	40/36	65-61	+4	21-54/22-52	.389/.423	7-17/7-16	.412/.438	16-24/10-11	.667/.909	39/29 +10	15/12	11/12	3/4	5/9	13/20
George Washington	27/30	34/26	61-56	+5	22-53/21-56	.415/.375	7-22/11-22	.318/.500	10-12/3-4	.833/.750	38/31 +7	8/12	12/11	5/0	6/5	13/16
BUTLER	33/28	43/50	76-78	(2)	25-50/27-64	.500/.422	8-21/7-19	.381/.368	18-24/17-22	.750/.773	33/30 +3	15/11	14/6	10/3	2/7	18/19
MORGAN STATE	51/27	36/39	87-66	+21	35-73/26-67	.479/.388	6-29/8-17	.207/.471	11-18/6-13	.611/.462	49/37 +12	25/11	10/12	6/2	9/5	14/14
Xavier	26/42	29/23	55-65	(10)	21-52/27-56	.404/.482	7-26/6-15	.269/.400	6-11/5-12	.545/.417	32/32 -	17/14	16/10	5/3	6/8	14/14
NORFOLK STATE	34/26	41/33	75-59	+16	26-57/21-59	.456/.356	10-21/7-24	.476/.292	13-21/10-12	.619/.833	37/35 +2	20/12	13/15	8/3	9/7	13/18
VCU	33/31	36/32	69-63	+6	17-47/20-59	.362/.339	5-15/7-19	.333/.368	30-35/16-25	.857/.640	42/37 +5	7/9	13/8	6/2	4/4	22/24
IOWA STATE	38/45	41/36	79-81	(2)	31-66/29-68	.470/.426	7-21/9-30	.333/.300	10-16/14-19	.625/.737	40/36 +4	15/16	10/7	4/1	4/7	12/14
TEMPLE	37/39	33/38	70-77	(7)	26-61/26-52	.426/.500	7-19/10-22	.368/.455	11-12/15-22	.917/.682	30/30 -	13/12	8/8	2/4	2/5	15/11
TULSA	42/28	34/29	76-57	+19	27-59/18-54	.458/.333	12-23/4-21	.522/.190	10-15/17-25	.667/.680	39/31 +8	20/14	13/14	5/2	11/6	24/15
SMU	32/30	25/29	57-59	(2)	23-61/22-43	.377/.512	8-23/5-15	.348/.333	3-4/10-19	.750/.526	33/32 +1	11/15	11/17	4/11	12/2	20/9
USF	26/26	28/25	54-51	+3	17-55/23-45	.309/.511	5-18/2-9	.278/.222	15-19/3-8	.789/.375	35/30 +5	11/6	10/18	3/4	10/5	14/18
HOUSTON	39/27	31/32	70-59	+11	27-65/20-55	.415/.364	8-23/10-22	.348/.455	8-12/9-18	.667/.500	38/40 (2)	17/9	7/17	4/2	10/2	16/14
Temple	24/22	32/34	65-67	(2)	26-70/26-76	.371/.342	1-18/7-24	.056/.292	12-19/8-18	.632/.444	56/47 +9	13/13	16/11	6/4	4/7	17/17
MEMPHIS	41/38	35/34	76-72	+4	30-60/25-57	.500/.439	4-15/10-22	.267/.455	12-15/12-16	.800/.750	29/35 (6)	12/17	10/15	8/3	10/6	16/18
TULANE	49/27	48/48	97-75	+22	35-62/27-56	.565/.482	11-21/11-24	.524/.458	16-25/10-13	.640/.769	33/29 +4	21/14	9/19	5/1	10/3	18/20
UCONN	31/36	27/21	58-57	+1	21-55/23-60	.382/.383	8-21/6-16	.381/.375	8-12/5-8	.667/.625	36/36 -	12/17	14/14	10/7	7/7	12/15
USF	36/29	52/28	88-57	+31	29-64/20-51	.453/.392	10-29/3-15	.345/.200	20-25/14-20	.800/.700	35/34 +1	21/6	7/21	6/0	11/1	17/19
Memphis	24/39	35/24	59-63	(4)	21-58/20-66	.362/.303	5-22/5-16	.227/.313	12-19/18-24	.632/.750	38/49 (11)	12/8	11/13	7/5	5/6	19/13
UCF	31/30	38/21	69-51	+18	23-63/16-42	.365/.381	10-23/10-25	.435/.400	13-16/9-19	.813/.474	43/30 +13	14/10	10/18	4/7	12/3	17/15

Note: Game totals are displayed in the format TEAM/OPPONENT for each category



2015-16 Cincinnati Basketball
Cincinnati Game-by-Game Highs (as of Feb 09, 2016)
All games



Opponent	Date	Score	Points	Rebounds	Assists	Steals	Blocked shots
WESTERN CAROLINA	11/13/15	97-72	21-CLARK, Gary	10-ELLIS, Octavius	3-JOHNSON, Kevin CAUPAIN, Troy EVANS, Jacob THOMAS, Shaq	4-ELLIS, Octavius	3-CLARK, Gary
ROBERT MORRIS	11/15/15	106-44	15-COBB, Farad	8-DeBERRY, Coreont	9-JENIFER, Justin CAUPAIN, Troy	5-THOMAS, Shaq	3-ELLIS, Octavius
at Bowling Green	11/18/15	83-50	20-COBB, Farad	12-DeBERRY, Coreont	4-CAUPAIN, Troy	3-JENIFER, Justin	2-DeBERRY, Coreont EVANS, Jacob THOMAS, Shaq
ARKANSAS-PINE BLUFF	11/22/15	99-50	20-COBB, Farad	8-MOORE, Quadri	4-CAUPAIN, Troy	4-COBB, Farad	2-ELLIS, Octavius DeBERRY, Coreont
SE LOUISIANA	11/24/15	64-49	15-EVANS, Jacob CAUPAIN, Troy	9-ELLIS, Octavius	4-CAUPAIN, Troy	2-CAUPAIN, Troy COBB, Farad JOHNSON, Kevin	2-CLARK, Gary
vs Nebraska	11/27/15	65-61	17-CAUPAIN, Troy	9-ELLIS, Octavius	4-EVANS, Jacob	1-MOORE, Quadri CLARK, Gary DeBERRY, Coreont JOHNSON, Kevin COBB, Farad	2-ELLIS, Octavius
vs George Washington	11/28/15	61-56	16-CAUPAIN, Troy	11-CLARK, Gary	2-THOMAS, Shaq CAUPAIN, Troy CLARK, Gary	3-CLARK, Gary	2-DeBERRY, Coreont
BUTLER	12/2/15	76-78	16-ELLIS, Octavius EVANS, Jacob	12-ELLIS, Octavius	6-CAUPAIN, Troy	1-CLARK, Gary JENIFER, Justin	4-DeBERRY, Coreont
MORGAN STATE	12/6/15	87-66	15-THOMAS, Shaq	14-CLARK, Gary	5-CAUPAIN, Troy CLARK, Gary	2-COBB, Farad JENIFER, Justin JOHNSON, Kevin	2-THOMAS, Shaq ELLIS, Octavius CLARK, Gary
at Xavier	12/12/15	55-65	13-ELLIS, Octavius	7-CLARK, Gary	6-CAUPAIN, Troy	2-CLARK, Gary	2-ELLIS, Octavius EVANS, Jacob
NORFOLK STATE	12/15/15	75-59	20-COBB, Farad	11-ELLIS, Octavius	6-CAUPAIN, Troy	2-CAUPAIN, Troy COBB, Farad ELLIS, Octavius	3-ELLIS, Octavius
at VCU	12/19/15	69-63	15-COBB, Farad CAUPAIN, Troy	9-CLARK, Gary	4-CAUPAIN, Troy	2-COBB, Farad	3-EVANS, Jacob
IOWA STATE	12/22/15	79-81	18-CAUPAIN, Troy	9-CLARK, Gary	4-CAUPAIN, Troy	2-THOMAS, Shaq	2-EVANS, Jacob
TEMPLE	12/29/15	70-77	19-CAUPAIN, Troy	7-ELLIS, Octavius	7-CAUPAIN, Troy	1-ELLIS, Octavius CAUPAIN, Troy	2-THOMAS, Shaq
TULSA	1/2/16	76-57	21-COBB, Farad	14-CLARK, Gary	7-CAUPAIN, Troy	2-THOMAS, Shaq JOHNSON, Kevin ELLIS, Octavius DeBERRY, Coreont COBB, Farad	1-THOMAS, Shaq EVANS, Jacob CAUPAIN, Troy CLARK, Gary ELLIS, Octavius
at SMU	01/07/16	57-59	18-COBB, Farad	11-CLARK, Gary	4-CAUPAIN, Troy	5-CLARK, Gary	1-ELLIS, Octavius EVANS, Jacob DeBERRY, Coreont CAUPAIN, Troy
at USF	1/10/16	54-51	14-CAUPAIN, Troy	11-CLARK, Gary	2-THOMAS, Shaq JOHNSON, Kevin CAUPAIN, Troy CLARK, Gary	3-CAUPAIN, Troy	1-DeBERRY, Coreont ELLIS, Octavius CLARK, Gary
HOUSTON	1/13/16	70-59	15-JOHNSON, Kevin	13-ELLIS, Octavius	6-CLARK, Gary	3-COBB, Farad	1-CLARK, Gary EVANS, Jacob CAUPAIN, Troy



2015-16 Cincinnati Basketball
Cincinnati Game-by-Game Highs (as of Feb 09, 2016)
All games



Opponent	Date	Score	Points	Rebounds	Assists	Steals	Blocked shots
at Temple	01/16/16	65-67	14-CAUPAIN, Troy ELLIS, Octavius	14-CLARK, Gary	4-EVANS, Jacob JOHNSON, Kevin	2-COBB, Farad	ELLIS, Octavius 3-ELLIS, Octavius
MEMPHIS	01/21/16	76-72	25-CAUPAIN, Troy	6-THOMAS, Shaq	4-CAUPAIN, Troy COBB, Farad	3-JOHNSON, Kevin	4-CLARK, Gary
TULANE	01/24/16	97-75	17-CLARK, Gary THOMAS, Shaq	7-EVANS, Jacob	9-CAUPAIN, Troy	3-COBB, Farad	2-DeBERRY, Coreont
at UCONN	1/28/16	58-57	13-COBB, Farad CLARK, Gary	7-ELLIS, Octavius	4-JOHNSON, Kevin	2-CAUPAIN, Troy	4-CLARK, Gary
USF	02/04/16	88-57	18-CAUPAIN, Troy	13-CLARK, Gary	10-CAUPAIN, Troy	3-JENIFER, Justin	2-CAUPAIN, Troy
at Memphis	2/6/16	59-63	17-CAUPAIN, Troy	14-CLARK, Gary	6-CAUPAIN, Troy	2-COBB, Farad	4-CLARK, Gary
at UCF	2/9/16	69-51	13-JOHNSON, Kevin	14-ELLIS, Octavius	5-CAUPAIN, Troy CLARK, Gary	5-CAUPAIN, Troy	4-CLARK, Gary



2015-16 Cincinnati Basketball
Cincinnati Points-Rebounds-Assists (as of Feb 09, 2016)
All games



Opponent	Date	Score		00 MOORE,QUAD	01 EVANS,JACO	02 ELLIS,OCTA	03 JENIFER,JU	10 CAUPAIN,TR	11 CLARK,GARY	21 COBB,FARAD
WESTERN CAROLINA	11/13/15	97-72	w	0-1-1	7-5-3	17-10-1	7-3-0	6-3-3	21-8-2	11-1-2
ROBERT MORRIS	11/15/15	106-44	w	10-4-0	10-7-2	10-3-0	11-2-9	6-2-9	4-7-3	15-1-2
at Bowling Green	11/18/15	83-50	w	3-1-0	10-3-1	4-9-0	7-1-2	7-4-4	7-10-2	20-2-1
ARKANSAS-PINE BLUFF	11/22/15	99-50	w	10-8-0	6-4-0	12-5-1	8-1-2	7-1-4	10-6-3	20-2-3
SE LOUISIANA	11/24/15	64-49	w	0-0-0	15-6-1	6-9-2	3-0-1	15-2-4	12-8-0	2-2-3
vs Nebraska	11/27/15	65-61	w	2-0-0	4-7-4	12-9-2	0-0-2	17-3-1	6-4-2	2-2-1
vs George Washington	11/28/15	61-56	w	2-0-0	3-2-1	9-7-0	0-2-1	16-2-2	6-11-2	11-1-0
BUTLER	12/2/15	76-78	L	DNP	16-4-4	16-12-2	1-0-1	12-3-6	9-6-1	6-0-0
MORGAN STATE	12/6/15	87-66	w	2-4-1	0-0-0	13-5-1	6-0-3	6-5-5	13-14-5	11-1-3
at Xavier	12/12/15	55-65	L	DNP	4-2-1	13-6-2	0-0-1	10-3-6	0-7-2	11-4-1
NORFOLK STATE	12/15/15	75-59	w	3-0-0	11-2-1	5-11-5	3-1-0	5-4-6	19-7-2	20-3-2
at VCU	12/19/15	69-63	w	2-1-0	9-8-0	4-7-1	0-0-1	15-2-4	13-9-0	15-3-0
IOWA STATE	12/22/15	79-81	L	DNP	14-5-2	9-8-0	0-0-1	18-5-4	10-9-2	10-1-3
TEMPLE	12/29/15	70-77	L	0-0-0	7-5-2	12-7-0	2-0-0	19-3-7	7-4-2	10-2-1
TULSA	1/2/16	76-57	w	8-1-0	2-3-2	6-3-0	7-0-2	8-3-7	7-14-4	21-4-2
at SMU	01/07/16	57-59	L	0-4-0	4-5-3	2-1-0	DNP	9-1-4	13-11-1	18-0-2
at USF	1/10/16	54-51	w	2-1-0	2-3-1	10-2-0	0-0-1	14-6-2	5-11-2	3-0-1
HOUSTON	1/13/16	70-59	w	0-1-0	5-0-2	13-13-2	2-1-0	1-4-5	14-7-6	14-2-1
at Temple	01/16/16	65-67	L	0-1-0	8-8-4	14-9-0	0-1-0	14-4-1	12-14-1	7-1-3
MEMPHIS	01/21/16	76-72	w	0-0-0	2-2-1	10-3-0	DNP	25-3-4	7-4-1	3-2-4
TULANE	01/24/16	97-75	w	4-4-0	5-7-3	8-3-1	6-2-2	8-1-9	17-5-0	16-1-3
at UCONN	1/28/16	58-57	w	0-0-0	7-5-2	10-7-1	DNP	8-4-0	13-6-3	13-6-1
USF	02/04/16	88-57	w	DNP	11-2-2	10-2-2	2-1-1	18-4-10	16-13-4	10-1-0
at Memphis	2/6/16	59-63	L	0-0-0	7-3-1	8-6-0	0-0-0	17-5-6	15-14-3	5-3-2
at UCF	2/9/16	69-51	w	3-0-0	6-3-0	10-14-1	0-1-0	7-4-5	11-8-5	12-3-1

Opponent	Date	Score		22 DEBERRY,CO	24 THOMAS,SHA	25 JOHNSON,KE	45 TOBLER,ZAC
WESTERN CAROLINA	11/13/15	97-72	w	12-4-1	8-5-3	6-1-3	2-0-0
ROBERT MORRIS	11/15/15	106-44	w	12-8-1	14-3-2	14-4-3	0-1-1
at Bowling Green	11/18/15	83-50	w	7-12-0	10-3-3	8-1-2	DNP
ARKANSAS-PINE BLUFF	11/22/15	99-50	w	11-5-0	5-7-1	5-0-2	5-2-0
SE LOUISIANA	11/24/15	64-49	w	6-2-0	2-6-2	3-1-3	DNP
vs Nebraska	11/27/15	65-61	w	4-2-0	14-4-0	4-5-3	DNP
vs George Washington	11/28/15	61-56	w	1-4-0	2-3-2	11-2-0	DNP
BUTLER	12/2/15	76-78	L	2-3-0	5-2-0	9-1-1	DNP
MORGAN STATE	12/6/15	87-66	w	11-7-0	15-9-4	10-3-3	DNP
at Xavier	12/12/15	55-65	L	3-2-0	11-5-3	3-0-1	0-0-0
NORFOLK STATE	12/15/15	75-59	w	0-1-0	9-6-3	0-1-1	DNP
at VCU	12/19/15	69-63	w	3-1-0	4-7-1	4-1-0	DNP
IOWA STATE	12/22/15	79-81	L	6-4-1	4-6-2	8-1-0	DNP
TEMPLE	12/29/15	70-77	L	2-2-1	8-2-0	3-0-0	DNP
TULSA	1/2/16	76-57	w	6-4-0	4-5-2	7-1-1	DNP
at SMU	01/07/16	57-59	L	4-3-0	2-2-1	5-0-0	DNP
at USF	1/10/16	54-51	w	6-3-0	10-3-2	2-2-2	DNP
HOUSTON	1/13/16	70-59	w	6-2-0	0-1-0	15-3-1	DNP
at Temple	01/16/16	65-67	L	6-3-0	2-4-0	2-6-4	DNP
MEMPHIS	01/21/16	76-72	w	2-2-0	18-6-1	9-4-1	DNP
TULANE	01/24/16	97-75	w	11-3-0	17-4-2	3-2-1	2-0-0
at UCONN	1/28/16	58-57	w	2-3-0	2-3-1	3-0-4	DNP
USF	02/04/16	88-57	w	11-4-0	1-3-1	9-2-1	0-0-0
at Memphis	2/6/16	59-63	L	7-5-0	0-1-0	0-0-0	DNP
at UCF	2/9/16	69-51	w	5-3-0	2-0-0	13-3-2	DNP



2015-16 Cincinnati Basketball
Cincinnati Season/Career Statistics (as of Feb 09, 2016)
All games



SEASON STATISTICS

CAREER STATISTICS

SUMMARY	gp-gs	min/g	fg%	3fg%	ft%	r/g	a/g	stl	blk	pts/g	gp-gs	min/g	fg%	3fg%	ft%	r/g	a/g	stl	blk	pts/g
CAUPAIN, Troy	25-25	31.6	.376	.322	.778	3.2	4.7	31	10	11.5	93-58	26.9	.402	.349	.784	3.0	3.4	103	18	8.6
COBB, Farad	25-25	25.9	.414	.414	.810	1.9	1.7	37	1	11.4	59-34	24.9	.398	.373	.797	2.3	1.5	70	5	9.7
CLARK, Gary	25-25	29.2	.584	.556	.663	8.7	2.3	28	38	10.7	59-59	28.4	.551	.435	.645	7.8	1.9	63	83	9.0
ELLIS, Octavius	25-24	23.8	.563	.000	.677	6.8	1.0	24	33	9.7	62-58	25.7	.558	.000	.685	6.8	1.1	54	102	9.5
EVANS, Jacob	25-2	21.1	.353	.313	.909	4.0	1.7	19	21	7.0	25-2	21.1	.353	.313	.909	4.0	1.7	19	21	7.0
THOMAS, Shaq	25-23	21.4	.448	.333	.596	4.0	1.4	19	15	6.8	126-79	19.3	.448	.321	.601	2.9	0.8	85	50	5.7
JOHNSON, Kevin	25-0	19.2	.347	.310	.750	1.8	1.6	23	0	6.2	92-24	17.0	.373	.328	.745	1.3	1.1	64	7	5.4
DeBERRY, Coreontae	25-1	14.6	.530	.000	.625	3.7	0.2	12	23	5.8	59-1	12.3	.538	.000	.620	2.8	0.1	14	56	4.9
JENIFER, Justin	22-0	8.9	.389	.357	.765	0.7	1.4	13	0	3.0	22-0	8.9	.389	.357	.765	0.7	1.4	13	0	3.0
MOORE, Quadri	21-0	7.9	.362	.364	.684	1.5	0.1	8	2	2.4	47-0	8.1	.369	.320	.706	1.3	0.2	15	6	2.3
TOBLER, Zack	6-0	2.8	.400	.000	.625	0.5	0.2	0	0	1.5	22-0	1.9	.214	.000	.462	0.3	0.0	0	0	0.5
SCORING	fg-fga	fg%	3fg-fga	3fg%	ft-fta	ft%	pts	pts/g	fg-fga	fg%	3fg-fga	3fg%	ft-fta	ft%	pts	pts/g				
CAUPAIN, Troy	97-258	.376	38-118	.322	56-72	.778	288	11.5	258-641	.402	88-252	.349	196-250	.784	800	8.6				
COBB, Farad	103-249	.414	63-152	.414	17-21	.810	286	11.4	202-508	.398	116-311	.373	55-69	.797	575	9.7				
CLARK, Gary	101-173	.584	10-18	.556	55-83	.663	267	10.7	211-383	.551	10-23	.435	100-155	.645	532	9.0				
ELLIS, Octavius	89-158	.563	0-0	.000	65-96	.677	243	9.7	213-382	.558	0-1	.000	161-235	.685	587	9.5				
EVANS, Jacob	55-156	.353	25-80	.313	40-44	.909	175	7.0	55-156	.353	25-80	.313	40-44	.909	175	7.0				
THOMAS, Shaq	65-145	.448	11-33	.333	28-47	.596	169	6.8	282-630	.448	25-78	.321	131-218	.601	720	5.7				
JOHNSON, Kevin	52-150	.347	31-100	.310	21-28	.750	156	6.2	167-448	.373	89-271	.328	76-102	.745	499	5.4				
DeBERRY, Coreontae	53-100	.530	0-0	.000	40-64	.625	146	5.8	107-199	.538	0-0	.000	75-121	.620	289	4.9				
JENIFER, Justin	21-54	.389	10-28	.357	13-17	.765	65	3.0	21-54	.389	10-28	.357	13-17	.765	65	3.0				
MOORE, Quadri	17-47	.362	4-11	.364	13-19	.684	51	2.4	38-103	.369	8-25	.320	24-34	.706	108	2.3				
TOBLER, Zack	2-5	.400	0-0	.000	5-8	.625	9	1.5	3-14	.214	0-4	.000	6-13	.462	12	0.5				
TOTALS	o-reb	d-reb	t-reb	pf	fo	ast	to	a/to	o-reb	d-reb	t-reb	pf	fo	ast	to	a/to				
CAUPAIN, Troy	8	73	81	35	0	118	47	2.5	38	244	282	134	1	315	161	2.0				
COBB, Farad	12	36	48	24	0	42	22	1.9	30	103	133	60	0	91	59	1.5				
CLARK, Gary	92	125	217	63	0	58	32	1.8	186	277	463	117	0	115	70	1.6				
ELLIS, Octavius	64	107	171	70	2	24	48	0.5	158	263	421	161	5	69	127	0.5				
EVANS, Jacob	29	72	101	40	1	43	15	2.9	29	72	101	40	1	43	15	2.9				
THOMAS, Shaq	37	63	100	39	0	36	33	1.1	143	227	370	169	1	103	137	0.8				
JOHNSON, Kevin	18	26	44	44	0	39	32	1.2	38	85	123	154	0	105	103	1.0				
DeBERRY, Coreontae	28	64	92	48	1	4	15	0.3	53	111	164	100	1	7	39	0.2				
JENIFER, Justin	2	14	16	15	0	30	16	1.9	2	14	16	15	0	30	16	1.9				
MOORE, Quadri	12	19	31	18	0	2	17	0.1	18	41	59	44	1	8	36	0.2				
TOBLER, Zack	3	0	3	3	0	1	1	1.0	4	2	6	6	0	1	2	0.5				



2015-16 Cincinnati Basketball
Cincinnati Team High/Low Analysis (as of Feb 09, 2016)
All games



Cincinnati - TEAM GAME HIGHS

POINTS	106	ROBERT MORRIS (11/15/15)
	99	ARKANSAS-PINE BLUFF (11/22/15)
	97	TULANE (01/24/16)
	97	WESTERN CAROLINA (11/13/15)
	88	USF (02/04/16)
FIELD GOALS MADE	38	ROBERT MORRIS (11/15/15)
	36	WESTERN CAROLINA (11/13/15)
FIELD GOAL ATTEMPTS	73	MORGAN STATE (12/6/15)
	71	ROBERT MORRIS (11/15/15)
FIELD GOAL PERCENTAGE	.610 (36-59)	WESTERN CAROLINA (11/13/15)
	.565 (35-62)	TULANE (01/24/16)
3 PT FIELD GOALS MADE	13	at Bowling Green (11/18/15)
	12	TULSA (1/2/16)
3 PT FG ATTEMPTS	30	at Bowling Green (11/18/15)
	29	USF (02/04/16)
	29	MORGAN STATE (12/6/15)
3 PT FG PERCENTAGE	.524 (11-21)	TULANE (01/24/16)
	.522 (12-23)	TULSA (1/2/16)
FREE THROWS MADE	41	ARKANSAS-PINE BLUFF (11/22/15)
	30	at VCU (12/19/15)
FREE THROW ATTEMPTS	59	ARKANSAS-PINE BLUFF (11/22/15)
	35	at VCU (12/19/15)
FREE THROW PERCENTAGE	.917 (11-12)	TEMPLE (12/29/15)
	.857 (30-35)	at VCU (12/19/15)
REBOUNDS	56	at Temple (01/16/16)
	49	MORGAN STATE (12/6/15)
	49	at Bowling Green (11/18/15)
ASSISTS	32	ROBERT MORRIS (11/15/15)
	25	MORGAN STATE (12/6/15)
STEALS	19	ARKANSAS-PINE BLUFF (11/22/15)
	18	ROBERT MORRIS (11/15/15)
BLOCKED SHOTS	10	at UCONN (1/28/16)
	10	BUTLER (12/2/15)
TURNOVERS	17	WESTERN CAROLINA (11/13/15)
	16	at Temple (01/16/16)
	16	at Xavier (12/12/15)
FOULS	24	TULSA (1/2/16)
	22	at VCU (12/19/15)



2015-16 Cincinnati Basketball
Cincinnati High/Low Analysis (as of Feb 09, 2016)
All games



Opponent - GAME HIGHS

POINTS	81	IOWA STATE (12/22/15)
	78	BUTLER (12/2/15)
	77	TEMPLE (12/29/15)
	75	TULANE (01/24/16)
	72	MEMPHIS (01/21/16)
	72	WESTERN CAROLINA (11/13/15)
FIELD GOALS MADE	29	IOWA STATE (12/22/15)
	27	TULANE (01/24/16)
	27	at Xavier (12/12/15)
	27	BUTLER (12/2/15)
FIELD GOAL ATTEMPTS	76	at Temple (01/16/16)
	70	WESTERN CAROLINA (11/13/15)
FIELD GOAL PERCENTAGE	.512 (22-43)	at SMU (01/07/16)
	.511 (23-45)	at USF (1/10/16)
3 PT FIELD GOALS MADE	11	TULANE (01/24/16)
	11	vs George Washington (11/28/15)
3 PT FG ATTEMPTS	32	WESTERN CAROLINA (11/13/15)
	30	IOWA STATE (12/22/15)
3 PT FG PERCENTAGE	.500 (11-22)	vs George Washington (11/28/15)
	.471 (8-17)	MORGAN STATE (12/6/15)
FREE THROWS MADE	18	at Memphis (2/6/16)
	17	TULSA (1/2/16)
	17	BUTLER (12/2/15)
FREE THROW ATTEMPTS	25	TULSA (1/2/16)
	25	at VCU (12/19/15)
FREE THROW PERCENTAGE	.909 (10-11)	vs Nebraska (11/27/15)
	.833 (10-12)	NORFOLK STATE (12/15/15)
REBOUNDS	49	at Memphis (2/6/16)
	47	at Temple (01/16/16)
ASSISTS	17	at UCONN (1/28/16)
	17	MEMPHIS (01/21/16)
STEALS	9	vs Nebraska (11/27/15)
	8	at Xavier (12/12/15)
	8	WESTERN CAROLINA (11/13/15)
BLOCKED SHOTS	11	at SMU (01/07/16)
	7	at UCF (2/9/16)
	7	at UCONN (1/28/16)
TURNOVERS	30	ARKANSAS-PINE BLUFF (11/22/15)
	29	ROBERT MORRIS (11/15/15)
FOULS	37	ARKANSAS-PINE BLUFF (11/22/15)
	24	at VCU (12/19/15)



2015-16 Cincinnati Basketball
Cincinnati High/Low Analysis (as of Feb 09, 2016)
All games



Cincinnati - GAME LOWS

POINTS	54	at USF (1/10/16)
	55	at Xavier (12/12/15)
	57	at SMU (01/07/16)
	58	at UCONN (1/28/16)
	59	at Memphis (2/6/16)
FIELD GOALS MADE	17	at VCU (12/19/15)
	17	at USF (1/10/16)
FIELD GOAL ATTEMPTS	47	at VCU (12/19/15)
	50	BUTLER (12/2/15)
FIELD GOAL PERCENTAGE	.309 (17-55)	at USF (1/10/16)
	.362 (17-47)	at VCU (12/19/15)
3 PT FIELD GOALS MADE	1	at Temple (01/16/16)
	4	MEMPHIS (01/21/16)
3 PT FG ATTEMPTS	14	WESTERN CAROLINA (11/13/15)
	15	at VCU (12/19/15)
	15	MEMPHIS (01/21/16)
3 PT FG PERCENTAGE	.056 (1-18)	at Temple (01/16/16)
	.207 (6-29)	MORGAN STATE (12/6/15)
FREE THROWS MADE	3	at SMU (01/07/16)
	6	at Xavier (12/12/15)
FREE THROW ATTEMPTS	4	at SMU (01/07/16)
	11	at Xavier (12/12/15)
FREE THROW PERCENTAGE	.500 (8-16)	at Bowling Green (11/18/15)
	.545 (6-11)	at Xavier (12/12/15)
REBOUNDS	29	MEMPHIS (01/21/16)
	30	TEMPLE (12/29/15)
ASSISTS	7	at VCU (12/19/15)
	8	vs George Washington (11/28/15)
STEALS	2	BUTLER (12/2/15)
	2	TEMPLE (12/29/15)
BLOCKED SHOTS	2	TEMPLE (12/29/15)
	3	SE LOUISIANA (11/24/15)
	3	vs Nebraska (11/27/15)
	3	at USF (1/10/16)
TURNOVERS	7	HOUSTON (1/13/16)
	7	USF (02/04/16)
FOULS	12	IOWA STATE (12/22/15)
	12	at UCONN (1/28/16)



2015-16 Cincinnati Basketball
Cincinnati High/Low Analysis (as of Feb 09, 2016)
All games



Opponent - GAME LOWS

POINTS	44	ROBERT MORRIS (11/15/15)
	49	SE LOUISIANA (11/24/15)
	50	at Bowling Green (11/18/15)
	50	ARKANSAS-PINE BLUFF (11/22/15)
	51	at USF (1/10/16)
	51	at UCF (2/9/16)
FIELD GOALS MADE	13	ROBERT MORRIS (11/15/15)
	16	at UCF (2/9/16)
FIELD GOAL ATTEMPTS	42	at UCF (2/9/16)
	43	at SMU (01/07/16)
FIELD GOAL PERCENTAGE	.277 (13-47)	ROBERT MORRIS (11/15/15)
	.293 (17-58)	at Bowling Green (11/18/15)
3 PT FIELD GOALS MADE	2	at USF (1/10/16)
	3	USF (02/04/16)
3 PT FG ATTEMPTS	9	at USF (1/10/16)
	15	at Xavier (12/12/15)
	15	at SMU (01/07/16)
	15	USF (02/04/16)
3 PT FG PERCENTAGE	.190 (4-21)	TULSA (1/2/16)
	.200 (3-15)	USF (02/04/16)
FREE THROWS MADE	3	vs George Washington (11/28/15)
	3	at USF (1/10/16)
FREE THROW ATTEMPTS	4	vs George Washington (11/28/15)
	5	SE LOUISIANA (11/24/15)
FREE THROW PERCENTAGE	.375 (3-8)	at USF (1/10/16)
	.417 (5-12)	at Xavier (12/12/15)
REBOUNDS	24	ROBERT MORRIS (11/15/15)
	27	WESTERN CAROLINA (11/13/15)
ASSISTS	6	SE LOUISIANA (11/24/15)
	6	at USF (1/10/16)
	6	USF (02/04/16)
STEALS	1	USF (02/04/16)
	2	at SMU (01/07/16)
	2	HOUSTON (1/13/16)
BLOCKED SHOTS	0	vs George Washington (11/28/15)
	0	USF (02/04/16)
TURNOVERS	6	BUTLER (12/2/15)
	7	IOWA STATE (12/22/15)
FOULS	9	at SMU (01/07/16)
	11	TEMPLE (12/29/15)



2015-16 Cincinnati Basketball
Cincinnati Player High/Low Analysis (as of Feb 09, 2016)
All games



Cincinnati - INDIVIDUAL GAME HIGHS

Points	25	CAUPAIN, Troy vs Memphis (01/21/16)
	21	COBB, Farad vs Tulsa (1/2/16)
	21	CLARK, Gary vs Western Carolina (11/13/15)
	20	COBB, Farad vs Norfolk State (12/15/15)
	20	COBB, Farad vs Arkansas-Pine Bluff (11/22/15)
	20	COBB, Farad at Bowling Green (11/18/15)
Field Goals Made	9	CAUPAIN, Troy vs Memphis (01/21/16)
	9	CLARK, Gary vs Norfolk State (12/15/15)
	9	CLARK, Gary vs Western Carolina (11/13/15)
Field Goal Att.	16	CAUPAIN, Troy vs Memphis (01/21/16)
	16	CAUPAIN, Troy vs Temple (12/29/15)
FG Pct (min 5 made)	.900 (9-10)	CLARK, Gary vs Western Carolina (11/13/15)
	.857 (6-7)	ELLIS, Octavius vs Morgan State (12/6/15)
3-Point FG Made	6	COBB, Farad at SMU (01/07/16)
	6	COBB, Farad at Bowling Green (11/18/15)
3-Point FG Att.	11	COBB, Farad at SMU (01/07/16)
	11	COBB, Farad at Bowling Green (11/18/15)
3-Pt FG Pct (min 2 made)	1.000 (3-3)	COBB, Farad vs Western Carolina (11/13/15)
	1.000 (2-2)	EVANS, Jacob at UCF (2/9/16)
	1.000 (2-2)	THOMAS, Shaq vs Tulane (01/24/16)
	1.000 (2-2)	THOMAS, Shaq vs Nebraska (11/27/15)
Free Throws Made	8	ELLIS, Octavius vs Butler (12/2/15)
	8	ELLIS, Octavius vs Arkansas-Pine Bluff (11/22/15)
Free Throw Att.	14	ELLIS, Octavius vs Arkansas-Pine Bluff (11/22/15)
	10	ELLIS, Octavius vs Butler (12/2/15)
FT Pct (min 3 made)	1.000 (6-6)	CAUPAIN, Troy vs Memphis (01/21/16)
	1.000 (6-6)	ELLIS, Octavius at Temple (01/16/16)
	1.000 (6-6)	EVANS, Jacob vs Norfolk State (12/15/15)
	1.000 (6-6)	JENIFER, Justin vs Robert Morris (11/15/15)
	1.000 (4-4)	CLARK, Gary at UCF (2/9/16)
	1.000 (4-4)	JOHNSON, Kevin vs USF (02/04/16)
	1.000 (4-4)	CAUPAIN, Troy vs Temple (12/29/15)
	1.000 (4-4)	EVANS, Jacob vs Iowa State (12/22/15)
	1.000 (4-4)	EVANS, Jacob at VCU (12/19/15)
	1.000 (4-4)	CAUPAIN, Troy at VCU (12/19/15)
	1.000 (4-4)	COBB, Farad at VCU (12/19/15)
	1.000 (4-4)	JOHNSON, Kevin at VCU (12/19/15)
	1.000 (4-4)	CAUPAIN, Troy vs George Washington (11/28/15)
	1.000 (4-4)	EVANS, Jacob vs SE Louisiana (11/24/15)
	1.000 (3-3)	JOHNSON, Kevin vs Arkansas-Pine Bluff (11/22/15)
	1.000 (3-3)	THOMAS, Shaq vs Arkansas-Pine Bluff (11/22/15)
	1.000 (3-3)	CLARK, Gary vs Western Carolina (11/13/15)
Rebounds	14	ELLIS, Octavius at UCF (2/9/16)
	14	CLARK, Gary at Memphis (2/6/16)
	14	CLARK, Gary at Temple (01/16/16)
	14	CLARK, Gary vs Tulsa (1/2/16)
	14	CLARK, Gary vs Morgan State (12/6/15)
Assists	10	CAUPAIN, Troy vs USF (02/04/16)
	9	CAUPAIN, Troy vs Tulane (01/24/16)
	9	CAUPAIN, Troy vs Robert Morris (11/15/15)
	9	JENIFER, Justin vs Robert Morris (11/15/15)
Steals	5	CAUPAIN, Troy at UCF (2/9/16)
	5	CLARK, Gary at SMU (01/07/16)

	5	THOMAS, Shaq vs Robert Morris (11/15/15)
Blocked Shots	4	CLARK, Gary at UCF (2/9/16)
	4	CLARK, Gary at Memphis (2/6/16)
	4	CLARK, Gary at UCONN (1/28/16)
	4	CLARK, Gary vs Memphis (01/21/16)
	4	DeBERRY, Coreontae vs Butler (12/2/15)
Turnovers	5	ELLIS, Octavius at Xavier (12/12/15)
	4	CLARK, Gary at UCONN (1/28/16)
	4	CAUPAIN, Troy at UCONN (1/28/16)
	4	ELLIS, Octavius vs Butler (12/2/15)
Fouls	5	ELLIS, Octavius at Temple (01/16/16)
	5	EVANS, Jacob vs Houston (1/13/16)
	5	ELLIS, Octavius at VCU (12/19/15)
	5	DeBERRY, Coreontae at VCU (12/19/15)



2015-16 Cincinnati Basketball
Cincinnati Opponent High/Low Analysis (as of Feb 09, 2016)
All games



OPPONENT INDIVIDUAL GAME HIGHS

Points	24		WILLIAMS, Matt at UCF (2/9/16)
	24		BURRELL, Trahson vs Memphis (01/21/16)
	24		Niang, Georges vs Iowa State (12/22/15)
	24		DUNHAM, Kellen vs Butler (12/2/15)
	23		Morgan, Malik vs Tulane (01/24/16)
	23		Mike Brown vs Western Carolina (11/13/15)
Field Goals Made	10		Niang, Georges vs Iowa State (12/22/15)
	9		Morgan, Malik vs Tulane (01/24/16)
	9		DECOSEY, Quenton at Temple (01/16/16)
Field Goal Att.	22		Mike Brown vs Western Carolina (11/13/15)
	20		DECOSEY, Quenton at Temple (01/16/16)
FG Pct (min 5 made)	1.000	(5-5)	MOORE, Ben at SMU (01/07/16)
	.833	(5-6)	Burton, Deonte vs Iowa State (12/22/15)
3-Point FG Made	6		WILLIAMS, Matt at UCF (2/9/16)
	5		Morgan, Malik vs Tulane (01/24/16)
	5		WOODSON, Avery vs Memphis (01/21/16)
	5		COLEMAN, Devin at Temple (01/16/16)
	5		BARNES, LeRon vs Houston (1/13/16)
	5		THOMAS, Kyle vs Morgan State (12/6/15)
	5		Elijah Pughsley vs Western Carolina (11/13/15)
3-Point FG Att.	12		WILLIAMS, Matt at UCF (2/9/16)
	11		Filmore, Joshua vs SE Louisiana (11/24/15)
	11		Mike Brown vs Western Carolina (11/13/15)
3-Pt FG Pct (min 2 made)	1.000	(4-4)	Julien, Von vs Tulane (01/24/16)
	1.000	(2-2)	ALSTON, JR., Levan S vs Temple (12/29/15)
Free Throws Made	10		GOODWIN, Shaq at Memphis (2/6/16)
	10		DECOSEY, Quenton vs Temple (12/29/15)
Free Throw Att.	12		GOODWIN, Shaq at Memphis (2/6/16)
	11		DECOSEY, Quenton vs Temple (12/29/15)
FT Pct (min 3 made)	1.000	(7-7)	PRYOR, Rodney vs Robert Morris (11/15/15)
	1.000	(6-6)	DUNHAM, Kellen vs Butler (12/2/15)
	1.000	(5-5)	Webster, Tai vs Nebraska (11/27/15)
	1.000	(4-4)	MCMURRAY, Jahmal vs USF (02/04/16)
	1.000	(4-4)	LAWSON, Dedric vs Memphis (01/21/16)
	1.000	(4-4)	BURRELL, Trahson vs Memphis (01/21/16)
	1.000	(4-4)	Nader, Abdel vs Iowa State (12/22/15)
	1.000	(4-4)	Mike Brown vs Western Carolina (11/13/15)
	1.000	(3-3)	PARKER, Spencer at Bowling Green (11/18/15)
Rebounds	12		BOND, Jaylen at Temple (01/16/16)
	11		LAWSON, Dedric at Memphis (2/6/16)
	11		GOODWIN, Shaq at Memphis (2/6/16)
	11		BURRELL, Trahson vs Memphis (01/21/16)
	11		DOTSON, Damyeon vs Houston (1/13/16)
	11		HANDLEY, Thaddeus vs Arkansas-Pine Bluff (11/22/15)
Assists	9		TARRANT JR., Ricky vs Memphis (01/21/16)
	8		HAMILTON, Daniel at UCONN (1/28/16)
Steals	4		Morris, Monte vs Iowa State (12/22/15)
	4		WIDEMAN, Tyler vs Butler (12/2/15)
Blocked Shots	5		MOORE, Ben at SMU (01/07/16)
	4		MILLER, Shonn at UCONN (1/28/16)
Turnovers	7		JACKSON, Charles vs Arkansas-Pine Bluff (11/22/15)
	6		NUNEZ, Angel vs USF (02/04/16)
	6		Jackson, Zay vs SE Louisiana (11/24/15)

Fouls	5	COUSINS, Jaleel vs USF (02/04/16)
	5	WRIGHT, D'Andre vs Tulsa (1/2/16)
	5	Gilmore, Michael at VCU (12/19/15)
	5	WIDEMAN, Tyler vs Butler (12/2/15)
	5	CHLABASCZ, Andrew vs Butler (12/2/15)
	5	Shields, Shavon vs Nebraska (11/27/15)
	5	CUNNINGHAM, Marquis vs Arkansas-Pine Bluff (11/22/15)
	5	ROBINSON, Ghiavonni vs Arkansas-Pine Bluff (11/22/15)
	5	JACKSON, Charles vs Arkansas-Pine Bluff (11/22/15)
	5	Torrion Brummitt vs Western Carolina (11/13/15)
	5	Justin Browning vs Western Carolina (11/13/15)



Official Basketball Box Score -- Game Totals -- Final Statistics
East Carolina vs Cincinnati
 01/06/15 7:00 p.m. at Cincinnati, Ohio (Fifth Third Arena)



East Carolina 48 • 7-9, 0-3

##	Player		Total		3-Ptr	Rebounds			PF	TP	A	TO	Blk	Stl	Min
			FG-FGA	FG-FGA	FT-FTA	Off	Def	Tot							
02	WHITE, Caleb	f	2-9	0-2	0-1	2	2	4	2	4	0	0	0	0	34
13	NZEGE, Michel	f	1-5	0-0	0-0	1	2	3	1	2	1	3	0	0	14
34	ZANGARI, Michael	f	0-2	0-0	0-0	2	2	4	2	0	0	0	0	0	13
00	WHISNANT, Terry	g	3-11	2-6	3-4	0	3	3	3	11	3	0	0	0	36
11	ROBINSON, Antonio	g	1-3	0-0	0-0	0	1	1	0	2	1	0	0	3	12
04	WILLIAMS, Prince		0-2	0-1	0-0	1	0	1	0	0	0	2	0	0	5
05	TEJADA, Lance		3-7	2-5	1-1	0	1	1	3	9	1	2	0	0	24
21	TYSON, B.J.		4-13	1-4	4-5	2	5	7	3	13	1	1	0	1	31
22	CAMPBELL, Paris		1-5	0-4	0-0	0	1	1	0	2	0	1	0	1	8
24	ARMSTRONG, Keith		0-0	0-0	0-0	0	0	0	0	0	0	0	0	0	1
41	GUILMETTE, Marshall		2-2	0-0	1-2	2	0	2	4	5	0	1	0	0	14
44	AJA, Kanu		0-4	0-0	0-0	1	2	3	2	0	1	0	0	0	8
Team						2	3	5							
Totals			17-63	5-22	9-13	13	22	35	20	48	8	10	0	5	200

FG % 1st Half: 7-30 23.3% 2nd half: 10-33 30.3% Game: 17-63 27.0%
 3FG % 1st Half: 1-10 10.0% 2nd half: 4-12 33.3% Game: 5-22 22.7%
 FT % 1st Half: 7-10 70.0% 2nd half: 2-3 66.7% Game: 9-13 69.2%

Deadball
Rebounds
2,1

Cincinnati 69 • 11-3, 2-0

##	Player		Total		3-Ptr	Rebounds			PF	TP	A	TO	Blk	Stl	Min
			FG-FGA	FG-FGA	FT-FTA	Off	Def	Tot							
02	ELLIS, Octavius	f	4-9	0-0	4-4	4	5	9	0	12	1	2	3	0	28
11	CLARK, Gary	f	3-7	0-0	2-3	4	12	16	0	8	3	3	4	4	30
15	SANDERS, Jermaine	f	1-4	0-1	1-2	1	2	3	0	3	0	0	0	0	21
10	CAUPAIN, Troy	g	4-6	2-3	0-0	0	4	4	0	10	6	2	0	1	30
25	JOHNSON, Kevin	g	5-9	2-4	0-1	0	1	1	0	12	0	1	0	1	21
00	MOORE, Quadri		0-0	0-0	0-0	0	1	1	4	0	0	1	0	0	8
01	MORMAN, Deshaun		2-6	0-0	1-6	1	0	1	1	5	0	0	0	0	18
03	THOMAS, Shaq		3-4	0-0	0-0	0	3	3	2	6	0	0	0	1	9
21	COBB, Farad		0-3	0-3	2-2	0	1	1	3	2	2	1	0	1	21
22	DeBERRY, Coreontae		3-5	0-0	3-4	0	2	2	4	9	0	2	0	0	12
42	BLISSITT Jr., Rob		0-1	0-0	0-0	0	0	0	0	0	0	0	0	0	1
45	TOBLER, Zack		1-1	0-0	0-1	0	0	0	0	2	0	0	0	0	1
Team						2	4	6							
Totals			26-55	4-11	13-23	12	35	47	14	69	12	12	7	8	200

FG % 1st Half: 13-25 52.0% 2nd half: 13-30 43.3% Game: 26-55 47.3%
 3FG % 1st Half: 4-9 44.4% 2nd half: 0-2 0.0% Game: 4-11 36.4%
 FT % 1st Half: 8-13 61.5% 2nd half: 5-10 50.0% Game: 13-23 56.5%

Deadball
Rebounds
4

Officials: Mark Whitehead, Ray Natili, Don Daily
 Technical fouls: East Carolina-None. Cincinnati-None.
 Attendance: 7516

Score by periods	1st	2nd	Total
East Carolina	22	26	48
Cincinnati	38	31	69

	In	Off	2nd	Fast	
Points	Paint	T/O	Chance	Break	Bench
ECU	18	5	16	2	29
CIN	40	13	10	10	24

Last FG - ECU 2nd-00:34, CIN 2nd-00:42.
 Largest lead - ECU None, CIN by 24 2nd-13:56.

Score tied - 0 times.
 Lead changed - 0 times.



Official Basketball Box Score -- Game Totals -- Final Statistics

Cincinnati vs East Carolina

02/01/15 1:05 PM at Greenville, N.C.(Minges Coliseum)



Cincinnati 46 • 15-6,6-3 AAC

##	Player		Total		3-Ptr	Rebounds			PF	TP	A	TO	Blk	Stl	Min
			FG-FGA	FG-FGA	FT-FTA	Off	Def	Tot							
02	ELLIS, Octavius	f	5-6	0-0	4-4	5	9	14	3	14	2	3	3	1	32
15	SANDERS, Jermaine	f	1-6	0-3	1-2	1	1	2	2	3	1	0	0	1	26
11	CLARK, Gary	g	2-5	0-0	0-1	0	5	5	0	4	0	2	3	0	33
21	COBB, Farad	g	5-9	3-5	0-0	0	2	2	3	13	2	4	1	1	27
25	JOHNSON, Kevin	g	1-8	0-7	0-0	0	1	1	4	2	3	2	1	0	28
01	MORMAN, Deshaun		0-0	0-0	0-0	0	0	0	2	0	0	0	0	0	6
03	THOMAS, Shaq		1-3	0-0	2-3	0	2	2	1	4	0	0	0	1	15
10	CAUPAIN, Troy		1-6	0-3	2-2	2	4	6	0	4	2	1	0	1	25
22	DeBERRY, Coreontae		0-2	0-0	2-2	1	0	1	0	2	0	0	1	0	8
Team						0	1	1							
Totals			16-45	3-18	11-14	9	25	34	15	46	10	12	9	5	200

FG % 1st Half: 9-21 42.9% 2nd half: 7-24 29.2% Game: 16-45 35.6%
 3FG % 1st Half: 2-8 25.0% 2nd half: 1-10 10.0% Game: 3-18 16.7%
 FT % 1st Half: 3-4 75.0% 2nd half: 8-10 80.0% Game: 11-14 78.6%

Deadball
Rebounds
0

East Carolina 50 • 9-12,2-6 AAC

##	Player		Total		3-Ptr	Rebounds			PF	TP	A	TO	Blk	Stl	Min
			FG-FGA	FG-FGA	FT-FTA	Off	Def	Tot							
02	WHITE, Caleb	f	1-6	0-3	2-2	2	3	5	2	4	1	2	0	0	25
13	NZEGE, Michel	f	3-5	0-0	0-0	1	2	3	0	6	0	0	0	1	17
41	GUILMETTE, Marshall	f	4-7	0-0	1-1	0	1	1	2	9	2	0	0	1	30
00	WHISNANT, Terry	g	2-9	0-6	0-0	0	1	1	2	4	4	1	0	0	29
11	ROBINSON, Antonio	g	0-3	0-0	0-0	0	2	2	1	0	4	1	0	5	21
05	TEJADA, Lance		0-2	0-2	1-2	0	3	3	0	1	2	0	0	0	19
21	TYSON, B.J.		8-14	2-2	0-1	2	3	5	1	18	2	1	0	1	24
22	CAMPBELL, Paris		2-6	2-6	0-0	0	3	3	4	6	0	1	1	0	25
24	ARMSTRONG, Keith		0-0	0-0	0-0	0	0	0	0	0	0	0	0	0	1
34	ZANGARI, Michael		1-1	0-0	0-0	0	0	0	1	2	2	0	0	0	7
44	AJA, Kanu		0-0	0-0	0-0	0	0	0	0	0	0	0	0	0	2
Team						3	5	8				1			
Totals			21-53	4-19	4-6	8	23	31	13	50	17	7	1	8	200

FG % 1st Half: 8-25 32.0% 2nd half: 13-28 46.4% Game: 21-53 39.6%
 3FG % 1st Half: 2-14 14.3% 2nd half: 2-5 40.0% Game: 4-19 21.1%
 FT % 1st Half: 0-0 0.0% 2nd half: 4-6 66.7% Game: 4-6 66.7%

Deadball
Rebounds
1

Officials: Bryan Kersey, Antinio Petty, Tim Gattis
 Technical fouls: Cincinnati-None. East Carolina-None.
 Attendance: 4574

Score by periods	1st	2nd	Total
Cincinnati	23	23	46
East Carolina	18	32	50

	In Paint	Off T/O	2nd Chance	Fast Break	Bench
Points CIN	20	8	4	2	10
ECU	26	6	5	12	27

Last FG - CIN 2nd-08:39, ECU 2nd-01:02.
 Largest lead - CIN by 9 2nd-18:05, ECU by 4 2nd-00:09.

Score tied - 3 times.
 Lead changed - 4 times.