

CINCINNATI BASKETBALL

2 NATIONAL TITLES • 6 FINAL FOURS • 8 ELITE EIGHTS • 10 SWEET SIXTEENS • 30 NCAA TOURNAMENTS • 38 CONFERENCE CHAMPIONSHIPS

GAME 6

LIPSCOMB (2-4, 0-0 ATLANTIC SUN)

AT RV/RV CINCINNATI (4-1, 0-0 AMERICAN)

Saturday, Nov. 26 • 2:30 p.m. (ET) • Fifth Third Arena • Cincinnati, Ohio

GAME AT A GLANCE

SERIES INFO: Second meeting; Cincinnati leads 1-0 overall; UC leads 1-0 in Cincinnati

LAST MEETING: Cincinnati won 80-52 on Dec. 19, 2009 in Cincinnati

STREAK: Cincinnati - 1

COACHES: **Mick Cronin** is in his 11th season at Cincinnati (211-130); 14th season overall (280-154)

Casey Alexander is in his fourth season at Lipscomb (43-57); third season overall (67-93)

AP/USA TODAY RANKINGS (NOV. 21): Cincinnati (RV/RV); Lipscomb (-/-)

RADIO: 700 WLW; **Dan Hoard** provides play-by-play with color analyst **Chuck Machock**.

TV: FOX Sports Ohio/ESPN3; **Tom Gelehrter** provides play-by-play with color analyst **Terry Nelson**.

UC TWITTER PAGES: @GoBears and @GoBearsMBB

CINCINNATI PROBABLE STARTERS & RESERVES

NO.	NAME	POS.	HT.	WT.	CL.-EXP.	HOMETOWN	GP-GS	PPG	RPG	APG	MIN
10	Troy Caupain	G	6-4	210	Sr.-3L	Midlothian, Va.	5-5	9.8	4.6	4.8	33.0
25	Kevin Johnson	G	6-3	185	Sr.-3L	Cincinnati, Ohio	5-5	4.0	1.8	1.4*	24.6
1	Jacob Evans III	G/F	6-6	210	So.-1L	Baton Rouge, La.	5-5	18.6	4.8	1.8	32.2
11	Gary Clark	F	6-8	225	Jr.-2L	Clayton, N.C.	5-5	8.4	6.4	2.0^	28.4
24	Kyle Washington	F	6-9	230	Jr.-Tr.	Champlin, Minn.	5-5	17.2	10.8	2.0^	27.6
OFF THE BENCH											
3	Justin Jenifer	G	5-10	175	So.-1L	Baltimore, Md.	5-0	3.6	1.4	2.3	18.8
34	Jarron Cumberland	G	6-5	218	Fr.-HS	Wilmington, Ohio	5-0	3.2	1.4	1.6	13.4
0	Quadri Moore	F	6-8	230	Jr.-2L	Linden, N.J.	3-0	4.0	2.0	0.0	9.7
13	Tre Scott	F	6-8	225	R-Fr.-HS	Darien, Ga.	5-0	4.0	2.0	0.6^	8.2
33	Nysier Brooks	C	6-11	240	Fr.-HS	Philadelphia, Pa.	5-0	2.6	1.4	0.8^	7.0
45	Zack Tobler	F	6-5	225	Sr.-3L	Fort Mitchell, Ky.	2-0	1.5	1.0	0.0	1.5
14	Jackson Bart	F	6-5	210	R-Fr.-Tr.	Bartlesville, Okla.	1-0	0.0	0.0	0.0	1.0
32	John Koz	G	6-1	190	Fr.-HS	Cleveland, Ohio	1-0	0.0	0.0	0.0	1.0

Starters based on last game; @-Statistics from last season of high school; ^-Blocks; * -Steals

CINCINNATI STORYLINES

- » **Troy Caupain** needs 11 points to become the 50th member of Cincinnati's 1,000 point club. The senior guard also entered the season on pace to finish his career among UC's top five players in assists, games played and minutes played (charts on page 5).
- » Caupain earned selection to preseason watch lists for the Naismith Men's College Player of the Year and Lute Olson National Player of the Year awards. He was chosen as The American's Co-Preseason Player of the Year and, along with UC's **Gary Clark**, was a unanimous first team all-league pick.
- » Clark also earned selection to preseason watch list for the Lute Olson National Player of the Year award.
- » **Kyle Washington** has four double-doubles in five games this season, tied with seven other players for most in the nation entering Friday. He registered a game-high 18 points with 12 rebounds against Samford on Wednesday.
- » Washington was named Monday to The American's Weekly Honor Roll after averaging 19.5 points, 13.5 rebounds and 2.5 blocks while posting a pair of double-doubles last weekend at the Naismith Memorial Hall of Fame Tip Off at the Mohegan Sun Arena in Uncasville, Connecticut. The effort also earned him selection to the event's all-tournament team.
- » The junior forward posted a career-high 23 points with 10 rebounds and four blocks against No. 21 Rhode Island (11/19). He followed that with 17 points and a career-high 17 rebounds against Penn State (11/20). His 17 rebounds against the Nittany Lions were a Cronin-era single-game high and the most since Cedric McGowan pulled down 20 rebounds to go with 13 points against DePaul (1/4/06).
- » Along with Washington, **Jacob Evans** has scored in double figures in every game this season.
- » Evans is averaging a team-high 18.6 points while shooting a team-high 58.5 percent (31 of 53) from the field, 44.0 percent (11 of 25) from three-point range and 83.3 percent (20 of 24) from the free throw line while averaging 4.8 rebounds.
- » Evans was named to the preseason watch list for the Jerry West Top Shooting Guard of the Year award.
- » Cincinnati is one of eight teams to appear in the NCAA Tournament each of the last six seasons (along with Duke, Gonzaga, Kansas, Michigan State, North Carolina, VCU and Wisconsin).

2016-17 SCHEDULE/RESULTS

Day/Date	Opponent	TV	Time/Result
Wed./Nov. 2	Bellarmine (Exh.)	Bearcats TV	W, 64-55

NAISMITH MEMORIAL HALL OF FAME TIP-OFF

Fri./Nov. 11	1-Brown	ESPN3	W, 84-55
Mon./Nov. 14	1-Albany	ESPN3	W, 74-51
Sat./Nov. 19	2-No. 21 Rhode Island	ESPN3	L, 71-76
Sun./Nov. 20	2-Penn State	ESPN2	W, 71-50

Wed./Nov. 23	Samford	ESPN3	W, 70-55
Sat./Nov. 26	Lipscomb	F50/ESPN3	2:30 p.m.
Thurs./Dec. 1	at Iowa State	ESPN	9 p.m.
Sun./Dec. 4	Bowling Green	ESPN3	8 p.m.
Sat./Dec. 10	at Butler	F51	4:30 p.m.
Tues./Dec. 13	Texas Southern	ESPN3	7 p.m.
Sat./Dec. 17	Fairleigh Dickinson	F50/ESPN3	2:30 p.m.
Thurs./Dec. 22	Marshall	CBSSN	7 p.m.
Wed./Dec. 28	at Temple •	ESPN3	9 p.m.
Sun./Jan. 1	Tulane •	CBSSN	7 p.m.
Sat./Jan. 7	at Houston •	ESPN3	9 p.m.
Thurs./Jan. 12	SMU •	ESPN/ESPN2	9 p.m.
Sun./Jan. 15	at East Carolina •	CBSSN	4 p.m.
Wed./Jan. 18	Temple •	CBSSN	7 p.m.
Sat./Jan. 21	at Tulane •	CBSSN	4 p.m.
Thurs./Jan. 26	3-Xavier	ESPN2	7 p.m.
Sun./Jan. 29	USF •	CBSSN	4 p.m.
Wed./Feb. 1	at Tulsa •	CBSSN	9 p.m.
Sat./Feb. 4	UConn •	ESPN/ESPN2	TBA
Wed./Feb. 8	UCF •	ESPN3	9 p.m.
Sun./Feb. 12	at SMU •	ESPN	4 p.m.
Wed./Feb. 15	at USF •	ESPN3	7 p.m.
Sat./Feb. 18	Tulsa •	ESPN3	12 p.m.
Thurs./Feb. 23	Memphis •	ESPN/ESPN2	7 p.m.
Sun./Feb. 26	at UCF •	CBSSN	3 p.m.
Thurs./Mar. 2	Houston •	ESPN/ESPN2	7 p.m.
Sun./Mar. 5	at UConn •	CBS	12 p.m.

AMERICAN CHAMPIONSHIP (HARTFORD, CONN.)

Mar. 9-12	4-TBA	ESPN Networks	TBA
-----------	-------	---------------	-----

NCAA CHAMPIONSHIP

Mar. 14-15	5-First Four	Turner	TBA
Mar. 16-19	6-First & Second Rounds	CBS/Turner	TBA
Mar. 23-26	7-Regional Semis/Finals	CBS/Turner	TBA
Apr. 1 & 3	8-Final Four/Championship	CBS/Turner	TBA

Notes: All times listed are Eastern. Home games are in **boldface**.

(•) - Denotes American Athletic Conference game.

Key: CBSSN - CBS Sports Network; F50/ESPN3 - Game will be televised regionally by FOX Sports Ohio and is also available on ESPN3 outside the F50 viewing area. F51 - Fox Sports 1;

ESPN/ESPN2 - Game will be televised by either ESPN or ESPN2 with decision made one week prior.

1-Naismith Memorial Hall of Fame Tip-Off (campus sites); 2-Naismith Memorial Hall of Fame Tip-Off (Mohegan Sun); 3-Skyline Chili Crosstown Shootout; 4-American Championship (XL Center);

5-NCAA Championship First Four site: Dayton, Ohio (University of Dayton Arena);

6-NCAA Championship First and Second Round sites: Buffalo, N.Y. (First Niagara Center),

Milwaukee, Wisc. (BMO Harris Bradley Center), Orlando, Fla. (Amway Center), Salt Lake City, Utah

(Vivint Smart Home Arena), Greensboro, N.C. (Greensboro Coliseum),

Indianapolis, Ind. (Bankers Life Fieldhouse), Tulsa, Okla. (BOK Center), Sacramento, Calif. (Entertain-

ment and Sports Center), 7-NCAA Championship Regional sites: Kansas City, Kan. (Sprint Center),

San Jose, Calif. (SAP Center), Memphis, Tenn. (FedExForum), New York, N.Y. (Madison Square Garden);

8-NCAA Championship Final Four site: Phoenix, Ariz. (University of Phoenix Stadium).

2016-17 CINCINNATI NUMERICAL ROSTER

NO.	NAME	POS.	HT.	WT.	CLASS	EXP.	HOMETOWN/LAST SCHOOL
0	Quadri Moore	F	6-8	230	Jr.	2L	Linden, N.J./Linden HS
1	Jacob Evans III	G/F	6-6	210	So.	1L	Baton Rouge, La./St. Michael the Archangel HS
3	Justin Jenifer	G	5-10	175	So.	1L	Baltimore, Md./Milford Mill Academy
10	Troy Caupain	G	6-4	210	Sr.	3L	Midlothian, Va./Cosby HS
11	Gary Clark	F	6-8	225	Jr.	2L	Clayton, N.C./Clayton HS
13	Tre Scott	F	6-8	225	R-Fr.	HS	Darien, Ga./McIntosh County Academy
14	Jackson Bart #	F	6-5	210	R-Fr.	Tr.	Bartlesville, Okla./Oral Roberts
15	Cane Broome @	G	6-0	160	Jr.	Tr.	East Hartford, Conn./Sacred Heart
24	Kyle Washington	F	6-9	230	Jr.	Tr.	Champlin, Minn./NC State
25	Kevin Johnson	G	6-3	185	Sr.	3L	Cincinnati, Ohio/Summit Country Day School
32	John Koz #	G	6-1	190	Fr.	HS	Cleveland, Ohio/Bay HS
33	Nysier Brooks	C	6-11	240	Fr.	HS	Philadelphia, Pa./Advanced Prep International (Texas)
34	Jarron Cumberland	G	6-5	218	Fr.	HS	Wilmington, Ohio/Wilmington HS
45	Zack Tobler #	F	6-5	225	Sr.	3L	Fort Mitchell, Ky./Covington Catholic HS

2016-17 CINCINNATI ALPHABETICAL ROSTER

NO.	NAME	POS.	HT.	WT.	CLASS	EXP.	HOMETOWN/LAST SCHOOL
14	Jackson Bart #	F	6-5	210	R-Fr.	Tr.	Bartlesville, Okla./Oral Roberts
33	Nysier Brooks	C	6-11	240	Fr.	HS	Philadelphia, Pa./Advanced Prep International (Texas)
15	Cane Broome @	G	6-0	160	Jr.	Tr.	East Hartford, Conn./Sacred Heart
10	Troy Caupain	G	6-4	210	Sr.	3L	Midlothian, Va./Cosby HS
11	Gary Clark	F	6-8	225	Jr.	2L	Clayton, N.C./Clayton HS
34	Jarron Cumberland	G	6-5	218	Fr.	HS	Wilmington, Ohio/Wilmington HS
1	Jacob Evans III	G/F	6-6	210	So.	1L	Baton Rouge, La./St. Michael the Archangel HS
3	Justin Jenifer	G	5-10	175	So.	1L	Baltimore, Md./Milford Mill Academy
25	Kevin Johnson	G	6-3	185	Sr.	3L	Cincinnati, Ohio/Summit Country Day School
32	John Koz #	G	6-1	190	Fr.	HS	Cleveland, Ohio/Bay HS
0	Quadri Moore	F	6-8	230	Jr.	2L	Linden, N.J./Linden HS
13	Tre Scott	F	6-8	225	R-Fr.	HS	Darien, Ga./McIntosh County Academy
45	Zack Tobler #	F	6-5	225	Sr.	3L	Fort Mitchell, Ky./Covington Catholic HS
24	Kyle Washington	F	6-9	230	Jr.	Tr.	Champlin, Minn./NC State

@ - Will sit out the 2015-16 season due to NCAA transfer rules; # - Walk-on

COACHING & SUPPORT STAFF

Head Coach: Mick Cronin (11th season at UC; 14th season overall)

Associate Head Coach: Larry Davis

Assistant Coaches: Darren Savino, Antwon Jackson

Director of Basketball Operations: Mark Berger

Director of Student-Athlete Development: T.J. Wolf

Video Coordinator: Greg YOUNCOFSKI

Program Assistant: JaQuon Parker

Head Athletic Trainer: Robb Williams

Director of Strength & Conditioning: Mike Rehfeldt

Assistant Director of Equipment: Andy Frigge

PRONUNCIATION

NYSIER Brooks	nah-SEER
Troy CAUPAIN	co-PAIN
JARRON Cumberland	JAIR-in
John KOZ	COSE (or rhymes with nose)
QUADRI Moore	QUAD-ree

ROSTER INFORMATION

BY STATE/COUNTRY

Connecticut	(1) Cane Broome
Georgia	(1) Tre Scott
Kentucky	(1) Zack Tobler
Louisiana	(1) Jacob Evans
Maryland	(1) Justin Jenifer
Minnesota	(1) Kyle Washington
New Jersey	(1) Quadri Moore
North Carolina	(1) Gary Clark
Ohio	(3) Jarron Cumberland, Kevin Johnson, John Koz
Oklahoma	(1) Jackson Bart
Pennsylvania	(1) Nysier Brooks
Virginia	(1) Troy Caupain

BY CLASS

True Freshmen	(3) Nysier Brooks, Jarron Cumberland, John Koz
R-Freshmen	(2) Jackson Bart, Tre Scott
Sophomores	(2) Jacob Evans III, Justin Jenifer
Juniors	(4) Cane Broome, Gary Clark, Quadri Moore, Kyle Washington
Seniors	(3) Troy Caupain, Kevin Johnson, Zach Tobler

BY HEIGHT

6-11	(1) Nysier Brooks
6-9	(1) Kyle Washington
6-8	(3) Gary Clark, Quadri Moore, Tre Scott
6-6	(1) Jacob Evans III
6-5	(3) Jackson Bart, Jarron Cumberland, Zack Tobler
6-4	(1) Troy Caupain
6-3	(1) Kevin Johnson
6-1	(1) John Koz
6-0	(1) Cane Broome
5-10	(1) Justin Jenifer

CINCINNATI QUICK FACTS

GENERAL INFORMATION

Location	Cincinnati, Ohio 45221
Founded	1819
Enrollment	44,338
Nickname	Bearcats
Colors	Red (PMS: 186) and Black
Arena (Capacity)	Fifth Third Arena (13,176)
Affiliation	NCAA Division I
Conference	American
President	Beverly J. Davenport
Director of Athletics	Mike Bohn
Faculty Representative	Dr. David M. Szymanski
Department of Athletics Phone	(513) 556-4603
Athletics Ticket Office Phone	(877) CATS-TIX

ATHLETIC COMMUNICATIONS

Asst. AD/Primary Basketball Contact	Andre Foushee
Office/Cell Phone	(513) 556-5182/(859) 797-7871
Email Address	Andre.Foushee@uc.edu
Secondary Basketball Contact	Alex Ryan
Office/Cell Phone	513-556-0618/(513) 623-9992
Email Address	Alex.Ryan@uc.edu
Press Row Phone	(513) 556-3800
Website	GoBears.com
Twitter	@GoBears and @GoBearsMBB

BASKETBALL STAFF

Head Coach	Mick Cronin (Cincinnati '97)
Basketball Office Phone	(513) 556-5847
Associate Head Coach	Larry Davis (Asbury '78)
Assistant Coach	Darren Savino (Jersey City '94)
Assistant Coach	Antwon Jackson (Pikeville College '93)
Director of Operations	Mark Berger (Cincinnati '01)
Dir. of Student-Athlete Development	T.J. Wolf (Murray State '07)
Video Coordinator	Greg YOUNCOFSKI (Kansas '13)
Program Assistant	JaQuon Parker (Cincinnati '14)
Assoc. AD/Sports Medicine	Bob Mangine (Pittsburgh '73)
Head Athletic Trainer	Robb Williams (Ohio State '82)
Dir. /Strength & Condition	Mike Rehfeldt (St. Cloud St. '05)
Administrative Assistant	Winona Shaw-Gunn

HISTORY

First year of basketball	1901-02
All-time record	1,731-998 (.634)
NCAA appearances / last	30 / 2016
All-time record	44-29 (.603)
Final Four appearances / last	6 / 1992
Elite Eight appearances / last	8 / 1996
Sweet 16 appearances / last	10 / 2012
Conference Championships / last	38 / 2014
Postseason NIT appearances / last	10 / 2010
All-time record	8-10 (.444)

TEAM INFORMATION

2015-16 Record	22-11
American Athletic Conference Record (Place)	12-6 (T-3rd)
Starters returning/lost	2/3
Letterwinners returning/lost	7/4
Percent of scoring returning	57.2 percent (1,384 of 2,418)
Percent of rebounding returning	55.5 percent (662 of 1,193)



GAME PREVIEW

- » Cincinnati (4-1) wraps up its November schedule Saturday when it welcomes Lipscomb (2-4) to Fifth Third Arena for a 2:30 p.m. tip off.
- » The game will be broadcast on FOX Sports Ohio, ESPN3 and 700 WLW.
- » The Bearcats are coming off a 70-55 home win over Lipscomb on Wednesday. Five Bearcats scored in double figures led by Kyle Washington's fourth double-double in five games. The junior forward registered 18 points on 8-of-11 shooting with 12 rebounds and three blocks in 22 minutes. Gary Clark posted 13 points and seven rebounds. Jacob Evans contributed 12 points and a season-high seven rebounds. Kevin Johnson and Nysier Brooks each added a season-high 10 points.
- » Lipscomb hasn't played since dropping an 85-69 decision at Fordham on Sunday at the Johnny Bach Classic in Bronx, New York. Garrison Matthews led the Bisons with 22 points on 8-of-16 shooting.
- » Saturday's matchup marks the second meeting between Cincinnati and Samford. The Bearcats won the first contest 80-52 at Fifth Third Arena on Dec. 19, 2009.

SCOUTING LIPSCOMB

- » Lipscomb enters Saturday's contest 2-4 overall, having lost its last three contests - all at the Johnny Bach Classic in Bronx, New York (against Saint Peters [90-77], future Bearcats opponent Fairleigh Dickinson [90-72] and host Fordham [86-69]).
- » Guard Garrison Matthews leads the Bisons, averaging 15.7 points and 5.3 rebounds. Matthews and forward Eli Pepper, who leads the squad with 7.5 rebounds per game, were named to the Atlantic Sun's All-Freshman Team a year ago.
- » Lipscomb saw it's leading scorer last season, guard J.C. Hampton (15.8 points, 3.6 rebounds) transfer to Texas A&M during the summer. The Bisons have seen the return of Josh Williams, who missed the majority of last season after tearing an ACL 13 games into the year. A first-team all-conference selection in 2014-15, Williams ranks second on the team this season, averaging 12.2 points.
- » Center George Brammeier averages 10.2 points while shooting 84.6 percent (22 of 26) from the field.
- » Western Kentucky transfer center Rob Marberry averages 9.3 points while shooting 62.9 percent (22 of 35) from the field.
- » Lipscomb posted a 12-21 overall mark a year ago, tying for fifth in the A-Sun with a 7-7 league record.
- » The Bisons were picked to finish fourth in the A-Sun in 2016-17 according to the league's preseason poll.

LIPSCOMB SERIES HISTORY

- » Cincinnati won the only previous meeting between the two schools, posting an 80-52 victory over Lipscomb on Dec. 19, 2009 at Fifth Third Arena.

CINCINNATI VS. THE ATLANTIC SUN

- » Cincinnati is 6-2 all-time against current members of the Atlantic Sun Conference: Jacksonville (3-1), Kennesaw State (1-0), Lipscomb (1-0) and Stetson (1-1).
- » **LAST ATLANTIC SUN CONFERENCE MATCH-UP:** The Bearcats defeated Kennesaw State 95-67 on Nov. 29, 2013 at Fifth Third Arena.

SAMFORD GAME RECAP

- » **Cincinnati defeats Lipscomb, 70-55 (Nov. 23, 2016)**
- » Cincinnati rallied from a 16-point first-half deficit to register a 70-55 win over Samford on Wednesday at Fifth Third Arena.
- » Five Bearcats scored in double figures led by Kyle Washington's fourth double-double in five games. The junior forward registered 18 points on 8-of-11 shooting with 12 rebounds and three blocks in 22 minutes. Gary Clark posted 13 points and seven rebounds. Jacob Evans contributed 12 points and a season-high seven rebounds. Kevin Johnson and Nysier Brooks each added a season-high 10 points.
- » Demetrius Denzel-Dyson led Samford with 14 points. Wyatt Walker posted a double-double with 11 points and 11 rebounds.
- » The Bulldogs shot their way to a 33-17 lead with 4:07 left first half and a 35-30 halftime advantage thanks in part to seven three-pointers, including four from Triston Chambers.
- » The Bearcats defense limited Samford to one three-pointer in the second half and 20.7 percent (6 of 29) shooting overall after intermission.
- » UC claimed the advantage inside, outscoring the Bulldogs 30-10 in the paint and 23-7 in second-chance points. The Bearcats shot 48.3 percent (14 of 29) in the second half.

BEARCATS HEADLINERS

#24 KYLE WASHINGTON, F

- » Preseason publications tabbed Kyle Washington as one of the top transfers in the nation and a top newcomer to The American.
- » The NC State transfer (averaged 6.8 points and 4.1 rebounds with the Wolfpack as a sophomore in 2014-15) is eligible this season after sitting out the 2015-16 campaign due to NCAA transfer rules.
- » **HONORS:** Washington was named Monday to The American's Weekly Honor Roll after averaging 19.5 points, 13.5 rebounds and 2.5 blocks while posting a pair of double-doubles last weekend at the Naismith Memorial Hall of Fame Tip Off at the Mohegan Sun Arena in Uncasville, Connecticut. The effort also earned him selection to the event's all-tournament team.
- » The junior forward posted a career-high 23 points on 8-of-15 shooting with a pair of threes to go with a game-high 10 rebounds and four blocks against No. 21 Rhode Island (11/19). He followed that performance with 17 points and a career-high 17 rebounds against Penn State (11/20).
- » **RECORD REBOUNDING PERFORMANCE:** Washington's 17 rebounds against Penn State (11/20) were a Cronin-era high and the most since Cedric McGowan pulled down 20 rebounds to go with 13 points in an 82-60 home win over DePaul on Jan. 4, 2006.
- » **NATION'S DOUBLE-DOUBLE LEADER:** Washington has four double-doubles in five games this season, tied with seven other players for most in the nation entering Friday.
- » His fourth double-double came Wednesday when he scored a team-high 18 points to go with 12 rebounds against Samford. Along with his pair of double-doubles in Connecticut last weekend, he also registered 16 points and 12 rebounds while shooting 6 of 11 from the field in his Cincinnati debut against Brown (11/11).
- » **SEASON NUMBERS:** Washington is averaging 17.2 points while shooting 57.4 percent (35 of 61) from the field with

10.8 rebounds and 2.0 blocks in five games.

- » **RANKINGS:** Entering Friday, Washington ranks nationally in double-doubles (T-1st with four), rebounds per game (17th at 10.8), total rebounds (18th with 54), and defensive rebounds (27th at 7.4). He ranks among conference leaders in rebounding (third at 10.8), defensive rebounds (third at 7.0), blocked shots (tied for fifth at 2.4) and scoring (10th at 17.2).

#1 JACOB EVANS, G

- » **PRESEASON HONOR:** Selected to the preseason watch list for the Jerry West Shooting Guard of the Year Award.
- » **SEASON NUMBERS:** Jacob Evans and Washington are the two Bearcats who have scored in double figures in every game this season. Evans is averaging a team-high 18.6 points while shooting a team-high 58.5 percent (31 of 53) from the field, 44.0 percent (11 of 25) from three-point range and 83.3 percent (20 of 24) from the free throw line while averaging 4.8 rebounds.
- » **RANKINGS:** Evans entered Friday ranked among the league leaders in scoring (seventh at 18.6), field goal shooting percentage (seventh at .585), free throw percentage (tied for fifth at .833) and three-pointers made (tied for ninth at 2.2).
- » **STRONG WEEK:** Evans averaged 19.3 points while shooting 60.0 percent (18 of 30) from the field to go with 4.7 rebounds in three games last week. He also shot 84.2 percent (16 of 19) from the free throw line.
- » Evans' effort against No. 21 Rhode Island (11/19) highlighted his performances last week, registering a season-high 25 points on 8-of-12 shooting with six rebounds. He also scored 19 points with three assists and three steals against Albany (11/14) and posted 14 points on 5-of-7 shooting with five rebounds against Penn State (11/20).
- » **AAC HONOR ROLL:** Evans was named to The American's Weekly Honor Roll (11/14) after scoring a game-high 23 points on 9-of-12 shooting with four threes in the season opener against Brown (11/11). He was named the league's rookie of the week twice last season.
- » **FRESHMAN SEASON HIGHLIGHTS:** Ranked among the league's freshmen last season in free throw percentage (third at .804), rebounding (fourth at 4.1), blocks (fourth at 0.8), scoring (sixth at 8.4) and three-point percentage (sixth at .333).
- » Scored the most points by a UC freshman in an NCAA Tournament game, posting a career-high 26 points against Saint Joseph's (3/18/16).

#10 TROY CAUPAIN, G

- » **PRESEASON HONORS:** Caupain earned selection to preseason watch lists for the Naismith Men's College Player of the Year and the Lute Olson National Player of the Year Award.
- » Coaches in The American tabbed him as the league's Co-Preseason Player of the Year (2016-17) along with Dedric Lawson from Memphis.
- » Along with teammate Gary Clark, Caupain was a unanimous Preseason AAC First Team selection (2016-17).
- » **NEARING 1,000 POINTS:** Caupain needs only 11 points to become the 50th member of Cincinnati's 1,000-point club. He enters Saturday with 989 career points. The senior guard is also on pace to finish his career listed among the top five players in school history in assists, games played and minutes played.
- » Caupain would become the sixth player of the Cronin era to join the 1,000-point club, along with Sean Kilpatrick

WHAT'S BEEN SAID

CINCINNATI IN PRESEASON RANKINGS

POLL	RANKING
Associated Press Poll	RV
USA Today Coaches' Poll	25
Pomeroy Ratings	28
Athlon Magazine	20
Lindy's Magazine	17
Sporting News Magazine	NR
Dick Vitale's Top 40	26

PREDICTING CINCINNATI'S LEAGUE FINISH

OUTLET	FINISH
AAC Preseason Coaches' Poll	1st
Athlon Magazine	2nd
Lindy's Magazine	2nd
Sporting News Magazine	2nd

PLAYER PRAISE

OUTLET	HONOR/ACCOLADE
--------	----------------

TROY CAUPAIN

Atlanta Tip-Off Club	Naismith Men's College POY Watch List
CollegeInsider.com	Lute Olson National POY Watch List
AAC Coaches	AAC Preseason Co-Player of the Year
AAC Coaches	AAC First Team (unanimous)
Athlon Magazine	AAC First Team
Athlon Magazine	Undisputed leader of the team
Athlon Magazine	Caupain-Clark are AAC's best duo
Lindy's Magazine	Top playmaker in the AAC
Lindy's Magazine	Legit All-American candidate
Sporting News	Second among Top 10 AAC players
CBS Sports	Top 100 players poll (73rd)
Sports Illustrated	Top 100 scorers (91st)
Sports Illustrated	Caupain-Clark are AAC's best duo
Mark Adams, ESPN Analyst	1 of nation's Top 12 point guards

GARY CLARK

CollegeInsider.com	Lute Olson National POY Watch List
AAC Coaches	AAC First Team (unanimous)
Athlon Magazine	AAC First Team
Athlon Magazine	Caupain-Clark are AAC's best duo
Lindy's Magazine	AAC First Team
Lindy's Magazine	AAC's top defender
Sporting News	Fourth among Top 10 AAC players
Sports Illustrated	Caupain-Clark are AAC's best duo
CBS Sports	Top 100 players poll (70th)
Mark Adams, ESPN Analyst	1 of nation's Top 13 power forwards
Jon Rothstein, U Sports	1 of nation's Top 10 glue guys

KYLE WASHINGTON

Athlon Magazine	1 of nation's Top 14 impact transfers
Jon Rothstein, U Sports	1 of nation's Top 20 impact transfers
Lindy's Magazine	AAC's most impactful newcomer
Sporting News	1 of Top 5 AAC newcomers

JACOB EVANS

Naismith HOF	Jerry West Top-Shooting Guard Award Watch List
Jeff Goodman, ESPN	Cincinnati's best NBA draft prospect
Jon Rothstein, U Sports	1 of nation's Top 20 breakout players

JARRON CUMBERLAND

Jon Rothstein, U Sports	1 of nation's Top 20 under radar players
Sports Illustrated	35th on top freshmen scorers poll

(second at 2,145 points), Deonta Vaughn (fourth at 1,885), Yancy Gates (15th at 1,485), Cashmere Wright (22nd at 1,317) and Dion Dixon (24th at 1,281).

- » **SEASON NUMBERS:** Caupain is averaging 9.8 points, 4.8 assists and 4.6 rebounds this season for the Bearcats.
- » **RANKINGS:** Caupain ranks among the league leaders in steals (tied for third at 2.0), assists (sixth at 4.8) and assist-to-turnover ratio (tied for sixth at 3.0).
- » **ASSISTS LEADER:** Caupain has led UC in assists in 55 of 71 games (77.5 percent) since becoming the team's starting point guard at the start of his sophomore season (2014-15).
- » He needs 19 more assists for 400 in his career.
- » **LOOKING BACK AT LAST SEASON:** Caupain was named First Team All-AAC following the 2015-16 regular season.
- » The tallied a career-high 37 points with 10 rebounds, five assists and no turnovers in 56 minutes of play vs. UConn in the four-overtime American Championship quarterfinal loss last season.
- » Handed out 160 assists in 2015-16, most since Cashmere Wright (169 in 2011-12).
- » His 4.8 assists average last season, was the highest by a UC player since Taron Baker (5.0 in 2002-03).

#11 GARY CLARK, F

- » **PRESEASON HONORS:** Along with Caupain, Gary Clark was selected to the preseason watch list for the Lute Olson National Player of the Year Award and was a unanimous preseason AAC First Team selection (2016-17).
- » **SEASON NUMBERS:** Clark is averaging 8.4 points, 6.4 rebounds, 2.0 blocks and 1.8 assists.
- » **RANKINGS:** Entering Friday's action, Clark ranked among the league leaders in blocks (tied for fifth at 2.0) and steals (tied for 10th at 1.6), rebounds (tied for 14th at 6.4).
- » **LOOKING BACK AT 2015-16:** Clark was tabbed The American's Defensive Player of the Year while earning second team all-league accolades.
- » Clark grabbed 290 rebounds last season, most in a single season since Erik Hicks (329 in 2005-06)
- » Pulled own 536 rebounds in his first two seasons, most since Danny Fortson (574 in 1995 and 1996 combined).

TIP-INS

- » **NOTES ON THE DEFENSE:** Cincinnati entered Friday nationally ranked in total blocks (sixth at 36), scoring defense (11th at 57.4), blocks per game (10th at 7.2) and steals per game (32nd at 9.0). Last season, the Bearcats ranked fourth nationally in blocks per game (5.8), ninth in total blocks (182) and 28th in steals per game (7.8).
- » **BLOCKS:** Cincinnati entered Friday ranked among the nation's leaders in total blocks (sixth with 36) and blocks per game (10th at 7.2). Kyle Washington and Gary Clark have 10 each after five games. Their 2.0 blocks per game are tied for fifth most in the league.
- » The Bearcats have ranked among the nation's top-20 in total blocks in each of the past four seasons (see page 8).
- » UC posted a season-high 10 blocks Wednesday against Samford. The Bearcats has recorded 10 or more blocks in a game 15 times during the Cronin era.
- » **RARE DEFENSIVE LAPSE:** Cincinnati allowed 45 second-half points in its loss to Rhode Island (11/19). It marked the most points surrendered in a half since Butler scored 50 points in the second half en route to topping the Bearcats 78-76 on Dec. 2, 2015 at Fifth Third Arena. UC also allowed 45 points in the first half in its 81-79 home loss to Iowa State on Dec. 22, 2015.
- » Since UC started its run of six consecutive appearances in the NCAA Tournament (starting with the 2010-11

season), the Bearcats have allowed their opponents to score 70 or more points in only 13.7 percent of its games (29 of 212).

- » **NOVEMBER:** Cincinnati's loss to Rhode Island (11/19) snapped a nine-game win streak in the month of November. The Bearcats are 55-9 under Mick Cronin during the month. The Bearcats have won 28 of their last 30 games in November. The other loss during the stretch was a 66-54 setback to Ole Miss in the championship game of the Emerald Coast Classic on Nov. 29, 2014 in Niceville, Florida.
- » **150 WINS:** Cincinnati's 70-55 win over Samford on Wednesday marked the Bearcats' 150th victory since the start of the 2010-11 campaign when UC began its stretch of six consecutive appearances in the NCAA Tournament.
- » **LAST GAME WITH TWO 20-POINT SCORERS:** Cincinnati had two 20-plus point scorers in the same game against Rhode Island (11/19) - Jacob Evans [25] and Kyle Washington [23] - for the first time since Sean Kilpatrick (34) and Titus Rubles (24) helped defeat No. 20 Memphis 97-84 on Senior Day, March 6, 2014, at Fifth Third Arena.

COMPARING 1,000-POINT CLUBS

- » Troy Caupain is only 11 points away from becoming the 50th member of Cincinnati's 1,000-point club.
- » Expanding its 1,000-point club to 50 member would rank Cincinnati's group tied for 20th largest in the nation. Or you could say, Cincinnati would be one of 25 schools in the nation with at least 50 members in its 1,000-point club.

LARGEST 1,000-POINT CLUBS

SCHOOL	MEMBERS
1. North Carolina	72
2. Louisville	67
3. Duke	64
4. Syracuse	61
Villanova	
6. Kentucky	60
7. Kansas	58
Notre Dame	
9. La Salle	55
10. Maryland	53
UCLA	
12. Ohio State	52
Saint Joseph's	
13. Arizona	51
Florida	
Rhode Island	
Temple	
Wake Forest	
Xavier	
20. Marshall	50
Memphis	
Michigan	
St. John's	
West Virginia	
25. Alabama	49
Cincinnati	
DePaul	
Indiana	
NC State	
Purdue	

* School totals entering the 2016-17 season.

FIFTH THIRD ADVANTAGE

- » Cincinnati is 50-7 at Fifth Third Arena since the start of the 2013-14 season. The Bearcats were 14-3 at home last season, 15-3 in 2014-15 and 18-1 in 2013-14.
- » The Bearcats are 24-3 at Fifth Third Arena in American Athletic Conference games.
- » UC is 371-79 (.824) all time in Fifth Third Arena, home of the Bearcats since the 1989-90 campaign. UC is 135-45 (.750) at the facility during the Mick Cronin coaching era.

- SEASON NOTES -

BEARCATS PICKED TO WIN THE AMERICAN

- » American Athletic Conference coaches picked Cincinnati to win the league at preseason media day on Oct. 24.
- » The Bearcats received a league-high six first-place votes and 95 points overall in the preseason poll to finish ahead of UConn, who gathered five first-place votes and 94 points overall. SMU (76 points) was tabbed third followed by Houston (75), Memphis (63), Temple (56), East Carolina (39), UCF (37), Tulsa (34), USF (25) and Tulane (11).
- » It marks the first time UC has been the preseason pick to win a league since 2002-03 (Conference USA).

PRESEASON AAC COACHES' POLL

TEAM (FIRST-PLACE VOTES)	POINTS
Cincinnati (6)	95
UConn (5)	94
SMU	76
Houston	75
Memphis	63
Temple	56
East Carolina	39
UCF	37
Tulsa	34
USF	25
Tulane	11

CAUPAIN, CLARK RECEIVE PRESEASON ACCOLADES FROM LEAGUE COACHES

- » UC senior guard Troy Caupain and junior forward Gary Clark garnered preseason acclaim from American Athletic Conference coaches at the league's media day on Oct. 24.
- » Caupain earned The American's Co-Preseason Player of the Year honor along with Memphis sophomore swingman Dedric Lawson. Caupain and Clark were both selected as the only unanimous picks to the league's first team. Other first-team selections were Lawson along with SMU forward Ben Moore and Houston guard Damyeon Dotson.
- » Caupain is the first Bearcat named conference preseason player of the year since Steve Logan earned the recognition from Conference USA coaches before the 2001-02 season.
- » Caupain is the lone conference player returning who earned postseason first-team all-league honors a year ago.

PRESEASON AAC ALL-CONFERENCE TEAMS
PRESEASON CO-PLAYERS OF THE YEAR

Troy Caupain, G, Sr., Cincinnati
Dedric Lawson, G/F, So., Memphis

FIRST TEAM

Troy Caupain, G, Cincinnati*
Gary Clark, F, Cincinnati*
Dedric Lawson, G/F, Memphis
Ben Moore, F, SMU
Damyeon Dotson, G, Houston

SECOND TEAM

Shake Milton, G, SMU
Jalen Adams, G, UConn
Jahmal McMurray, G, USF
Rob Gray, Jr., G, Houston
B.J. Tyson, G, East Carolina
* unanimous selection

TRIO SIGNS WITH BEARCATS

- » Guards Trevor Moore and Keith Williams and forward/center Eliel Nsoseme (Ellie Nah-SOE-mee) signed national letters of intent in November to attend the University of Cincinnati and play basketball for the Bearcats beginning with the 2017-18 season.
- » Moore, a 6-foot-5, 195-pound guard from Houston, Texas, averaged 14.3 points while shooting 37.6 percent (56 of 149) from three-point range and 39.0 percent (67 of 172) from the field during 16 games for the 2016 Houston Defenders, an AAU squad on the Under Armour Association's 17U summer circuit. His 35 three-pointers during the circuit's April-May schedule ranked second among all guards. A three-time all-district selection at Phillis Wheatley High School, Moore led the Greater Houston area in three-pointers made as a junior. He is currently enrolled at South Kent Prep in Connecticut.
- » Williams, a 6-foot-5, 190-pound guard from Brooklyn, New York, averaged 15.0 points and 4.3 rebounds while shooting 47.8 percent (96 of 201) from the field and 40.6 percent (28 of 69) from three-point range in 17 games for New Heights, an AAU squad on the 2016 Under Armour Association's 17U summer circuit. A 2015-16 First-Team All-Catholic High School Athletic Association selection, Williams helped guide Bishop Loughlin Memorial to a 22-8 record while averaging 16.0 points per game as a junior. He scored 21 points and surpassed 1,000 career points while leading Bishop Loughlin Memorial to the CHSAA Brooklyn-Queens AA diocesan title.
- » Nsoseme, a 6-foot-9, 195-pound forward/center from Kinsasha, Democratic Republic of Congo, has averaged 15 points, 12 rebounds, four blocks and three assists through five games this fall at The RISE Centre Academy in Brantford, Ontario, Canada. Last season at Clarkson Academy in Mississauga, Ontario, Canada, Nsoseme produced six triple-doubles (points, rebounds and blocks) while averaging 14 points, 11 rebounds and six blocks per game.

BEARCAT POINTS OF PRIDE

- » UC is one of eight schools in the nation to play in six consecutive NCAA Tournaments, joining Duke, Gonzaga, Kansas, Michigan State, North Carolina, VCU and Wisconsin.
- » UC has appeared in the NCAA Tournament 20 times in the past 25 years - tied for seventh most in the nation.
- » UC is one of only 21 programs in the nation with 30 or more NCAA Tournament appearances.
- » Cincinnati ranks 20th in the nation for most all-time victories (1,731).
- » UC is one of two teams to rank among the nation's top-25 leaders in scoring defense each of the past four seasons (along with Louisville).
- » The Bearcats have won at least 22 games in each of the last five seasons, including a high mark of 27 victories during the 2013-14 season.
- » UC head coach Mick Cronin ranks as the winningest coach in the nation among active coaches his age (45) or younger and has the fifth-most wins (280) among coaches under 50-years old.
- » Cronin also ranks as one of only seven coaches to take his team to the NCAA Tournament in each of the last six

years, joining Mark Few (Gonzaga), Tom Izzo (Michigan State), Mike Krzyzewski (Duke), Bill Self (Kansas), Shaka Smart (VCU/Texas) and Roy Williams (North Carolina).

» The consistency of Cincinnati's coaching staff - entering its fifth season together - ranks as the second-longest unchanged staff among high-major programs according to John Akers at Basketball Times. Michigan State's staff ranks first, entering its sixth season intact in 2016-17.

CINCINNATI TRADITION - BY THE NUMBERS

- » 2 National Titles (1961, 1962)
- » 6 Final Fours (1959-63, 1992)
- » 8 Elite Eights (Last: 1996)
- » 10 Sweet Sixteens (Last: 2012)
- » 30 NCAA Tournament Appearances
- » 20 NCAA Tournament Appearances since 1992
- » 10 NIT Appearances
- » 28 Conference Regular-Season Titles (Last: 2014)
- » 10 Conference Tournament Titles (Last: 2004 [C-USA])
- » 1,731 all-time wins (20th most in nation)
- » 30 All-Americans (Last: Sean Kilpatrick [2014])
- » 77 All-Conference Selections
(Last: Troy Caupain & Gary Clark [2016])
- » 56 NBA Draft Picks (Last: Lance Stephenson [2010])
- » 49 members of 1,000-point club (T-9th most in nation)
- » 394 weeks ranked in AP Top 25 (12th most in nation)
- » 203 weeks ranked in AP Top 10
- » 45 weeks ranked No. 1
- » 2 Members of National Basketball Hall of Fame
Jack Twyman & Oscar Robertson
- » 2 Olympic Gold Medalists
Robertson (1960) & George Wilson (1964)

CHARTING THE BEARCATS

CAREER SCORING

RK	NAME (YEARS)	POINTS
1.	Oscar Robertson (1958-60)	2,973
2.	Sean Kilpatrick (2011-14)	2,145
3.	Steve Logan (1999-2002)	1,985
--		
47.	Field Williams (2001-04)	1,030
48.	John Howard (1966-68)	1,013
49.	David Kennedy (1978-81)	1,002
--	Troy Caupain (2014-Present)	989

CAREER ASSISTS

RK	NAME (YEARS)	ASSISTS
1.	Deonta Vaughn (2007-10)	511
2.	Eddie Lee (1977-80)	500
3.	Cashmere Wright (2010-13)	482
4.	Steve Logan (1999-2002)	456
5.	Oscar Robertson (1958-60)	425
6.	Damon Flint (1994-97)	407
--	Troy Caupain (2014-Present)	381

CAREER GAMES PLAYED

RK	NAME (YEARS)	GAMES PLAYED
1.	Sean Kilpatrick (2011-14)	140
--		
T10.	Bobby Brannen (1995-98)	129
	Leonard Stokes (2000-03)	129
	Jason Maxiell (2002-05)	129
	Deonta Vaughn (2007-10)	129
	Shaq Thomas (2013-16)	129
--	Troy Caupain (2014-Present)	106

CAREER MINUTES PLAYED

RK	NAME (YEARS)	MINUTES PLAYED
1.	Sean Kilpatrick (2011-14)	4,315
--		
6.	Louis Banks (1988-91)	3,631
7.	Damon Flint (1994-97)	3,619
--	Troy Caupain (2014-Present)	2,983

- 2015-16 SEASON REVIEW -

TEAM ACCOMPLISHMENTS

- » Cincinnati featured one of the nation's best defenses, ranking 12th in scoring defense at 63.3 points per game. The Bearcats also ranked nationally in total blocks (ninth at 182), blocks per game (fourth at 5.8), field goal percentage defense (13th at .393), turnover margin (30th at 2.6), offensive rebounds per game (20th at 13.4) and steals per game (28th at 7.8).
- » UC ended the season ranked ninth in the nation for fewest fouls per game at 15.6.
- » UC finished the season averaging 7.6 three-pointers per game, second in The American and the second most in school history behind the 1993-94 squad (7.9 threes). The Bearcats' .348 three-point shooting percentage ranked as the highest of the Cronin era and best since the 2004-05 (.349).
- » Double-doubles were trending with the Bearcats during the year. Cincinnati registered at least one double-double in seven of the last 11 games and 17 times this season.
- » Cincinnati lost six games by two points last season. In eight of its 11 losses during the year - Butler, Iowa State, Temple (twice) at SMU, at Tulsa, vs. UConn in the league tournament and Saint Joseph's in the NCAA Tournament - UC held the lead at some point within the last five minutes of the game or in overtime periods.
- » Head coach Mick Cronin earned his 200th win at Cincinnati in a 97-75 home win over Tulane (1/24).

PLAYER ACCOMPLISHMENTS


- » Troy Caupain's 4.8 assists per game during 2015-16 was the highest by a Bearcat since Taron Barker (5.0 in 2002-03).
- » Caupain finished with 160 assists last season, the most by a Bearcat since Cashmere Wright dished out a Mick Cronin-era record 169 during the 2011-12 campaign. He committed more turnovers than handed out assists in only three games.
- » Gary Clark and Octavius Ellis finished as the only duo in The American to rank among the top 10 leaders in rebounds, blocks and field-goal percentage.
- » Shaq Thomas finished his career seeing action in 129 games as a Bearcat, tying for 11th most in program history.

2015-16 NATIONAL RANKINGS

TEAM CATEGORY	STAT	RANK
Scoring Defense	63.3	12th
Field-Goal Percentage Defense	.393	13th
Blocks Per Game	5.8	4th
Personal Fouls/Game	15.6	9th
Fewest Fouls on the Season	515	10th
Total Blocks	192	9th
Offensive Rebounds/Game	13.36	20th

INDIVIDUAL CATEGORY	STAT	RANK
Gary Clark - Offensive Rebounds/Game	3.42	28th

-GOBEARCATS.COM-



FIFTH THIRD ARENA RENOVATION BEGINS IN APRIL 2017

Fifth Third Arena, the home of Cincinnati basketball since the start of the 1989-90 season, will undergo a privately-funded \$87-million renovation following the 2016-17 campaign.

Construction is scheduled to begin in April 2017 and be completed prior to the 2018-19 campaign.

"Our entire University has grown and transformed into one of the best in the country over the past 15 years, both academically and aesthetically," men's basketball head coach Mick Cronin said. "This arena will be awesome. The planning has been meticulous and the first-class, new design is as good as I've seen across all of college basketball. This building is about our future and is a testament to the commitment our University and donors have toward our programs."

Proposed improvements to the facility, built in 1989 and originally named the Myrl H. Shoemaker Center, include the creation of a 360-degree seating bowl, new HD scoreboard, ribbon boards, sound system, an LED lighting system which will allow for enhanced gameday presentation, new restroom and concession facilities, a new upper-level concourse with its own fan amenities, expanded food and beverage options and a new main entrance and plaza with centralized ticketing and guest services. The renovated arena also will feature upgraded locker room spaces, expanded premium seating options, including a courtside club, arena club and concourse club as well as enclosed suites, loge seating, a new Bearcats Lounge and super suites.

"We are inspired by the passionate engagement from the Board of Trustees, campus leadership and key constituents who are making a bold commitment to our athletic program and the campus community," UC Director of Athletics Mike Bohn said.

Those interested in making a gift to the construction of the arena should contact the UCATS office at 513-556-0735.

ARENA WEBSITE: OURHOUSE2018.COM

The University of Cincinnati Department of Athletics has launched a website for the upcoming Fifth Third Arena Renovation titled **OurHouse2018.com**.

The website, created in conjunction with the University's Office of Creative Services, was developed to provide Bearcats fans current and up-to-date information on the arena construction project which is already underway.

OurHouse2018.com features an updated fly-through of the arena renovations, new renderings and information for those interested in purchasing tickets, premium seating or making a donation to the \$87-million privately-funded project.

SIXTH-FLOOR SUITES READY FOR 2016-17 SEASON

Fans visiting the University of Cincinnati's Fifth Third Arena this fall will have the opportunity to take part in a new premium seating experience for the 2016-17 season.

The addition of four luxury suites on the sixth floor of the arena is the first phase of an \$87-million renovation of the 26-year old venue which will kick off in earnest following the close of the 2016-17 basketball season.

The suites are being constructed on the sixth floor of the arena, which formerly housed the UCATS Club. The 18-seat suites will overhang the north baseline of the court.

Each suite is ADA accessible and features granite countertops, a flat-screen television, along with custom cabinets and furniture. Suite holders will receive four parking passes and also have access to a private lounge and restrooms on the sixth floor.

Each suite requires a commitment of \$40,000 a year for 10 years, plus a per ticket cost.



THE CRONIN FILE

- » **Hometown:** Cincinnati, Ohio
- » **Alma Mater:** Cincinnati '97
- » **Family:** daughter, Samantha

COACHING EXPERIENCE

- » **1998-2001:**
Assistant Coach, Cincinnati
- » **2002-2003:**
Associate Head Coach, Louisville
- » **2004-2006:**
Head Coach, Murray State
- » **2007-Present:**
Head Coach, Cincinnati

AWARDS

- » 2014 American Athletic Conference Coach of the Year
- » 2014 NABC District 25 Coach of the Year
- » 2014 Finalist for USBWA Henry Iba Award
- » 2006 Ohio Valley Conference Coach of the Year

NOTES & ACCOMPLISHMENTS

- » Leads the nation in Division I wins (280) and NCAA Tournament appearances (eight) among active coaches age 45 or younger entering the 2016-17 campaign.
- » One of only seven coaches to take his team to the NCAA Tournament in each of the last six years, joining Mark Few (Gonzaga), Tom Izzo (Michigan State), Mike Krzyzewski (Duke), Bill Self (Kansas), Shaka Smart (VCU/Texas) and Roy Williams (North Carolina).
- » Cincinnati has ranked among the nation's top 25 defenses each of the last four seasons in scoring defense, field-goal percentage defense and blocks per game.
- » The Bearcats claimed the 2014 American Athletic Conference regular-season crown.
- » Murray State won the 2004 Ohio Valley Tournament crown and the 2006 OVC regular-season and tournament title.
- » Cronin has directed eight teams to the NCAA Tournament as a head coach and advanced 13 teams to the Big Dance as a head coach or assistant.

CINCINNATI HEAD COACH MICK CRONIN

The second decade of the Mick Cronin era begins now. Ten years after returning to his alma mater and hometown city in March 2006 with a determined work ethic, steady approach and vision for rebuilding the proud University of Cincinnati basketball program, Cronin has the Bearcats on solid footing poised for more prominence.

Though his first squad featured only one returning starter in 2006-07, Cronin tirelessly went to work setting the culture necessary to building long-term success while competing within arguably the sport's toughest league ever organized – the old BIG EAST Conference. Despite the surroundings, Cincinnati began the retooling process, becoming the only program from a major conference to improve its win total every season from 2007 to 2011, building from 11 wins in 2007 to 26 victories and a return to the NCAA Tournament in 2011.

Now a fixture at the Big Dance, Cincinnati can include itself on an elite list of eight programs appearing in six consecutive NCAA Tournaments, along with Duke, Gonzaga, Kansas, Michigan State, North Carolina, VCU and Wisconsin.

SIX CONSECUTIVE TRIPS TO THE NCAA TOURNAMENT

2015-16: Cincinnati won 11 of its final 15 games of the regular season, including a 61-54 win over then-No. 24 SMU on March 6, to register its sixth consecutive NCAA Tournament appearance. Junior Troy Caupain received First Team American Athletic Conference accolades while sophomore Gary Clark was named the league's defensive player of the year and second-team all-conference honoree. The Bearcats finished 22-11 overall and tied for third in the league with a 12-6 mark.

2014-15: A young, inexperienced group of newcomers and role players overcame the loss of its head coach due to health reasons and banded together to register a 23-11 mark and achieve the program's first third-round NCAA Tournament appearance since 2012. UC finished third in the conference but swept league-winner SMU and registered a victory at second-place Tulsa (in the only meeting between the schools) to secure the school's fifth consecutive NCAA Tournament invite. The Bearcats outlasted Purdue 66-65 in overtime in the second round of the NCAA Tournament before falling to previously unbeaten Kentucky, 64-51.

2013-14: Cincinnati won a share of the inaugural American Athletic Conference regular-season crown, the program's first conference title since 2003-04, behind the efforts of AP All-American Sean Kilpatrick and league defensive player of the year Justin Jackson. Kilpatrick led The American with 20.6 points per game and Cronin was named The American's Coach of the Year in leading UC to a 27-7 record – its most wins since 2001-02. The Bearcats strung together 15 consecutive wins, including their first 11 league games. UC was listed among the top 15 teams in the AP poll during each of the last eight weeks of the regular season, climbing as high as seventh.

2012-13: Senior Cashmere Wright fought through nagging injuries and, along with fellow senior JaQuon Parker and junior Sean Kilpatrick, helped lead the Bearcats to a 22-12 overall record and third consecutive NCAA Tournament appearance. Wright finished his career as UC's all-time steals leader (198) and Cronin claimed his 200th career coaching win. The Bearcats ranked sixth nationally with 6.1 blocks per game.

2011-12: Cincinnati advanced to the NCAA Sweet 16, registered 26 wins for the second consecutive season and defeated a school record eight nationally ranked teams, including No. 2 Syracuse in the semifinals of the BIG EAST Championship. The Bearcats posted a school-record 12 wins in the BIG EAST en route to tying for fourth place in the league standings and finishing as runners up in the league tournament. Yancy Gates capped off his career as one of only six players in program history to compile more than 1,400 points and 900 rebounds. The Bearcats outlasted Texas and Florida State before falling to Ohio State in the NCAA Tournament.

2010-11: Cincinnati won its first 15 games of the season and closed strong with five victories in its last six regular-season contests to secure its first NCAA Tournament appearance since 2005. Yancy Gates led the Bearcats with 11.9 points and 6.9 rebounds and Sean Kilpatrick was named to the BIG EAST All-Rookie team. UC defeated Missouri 78-63 before falling to eventual national champion UConn 69-58 in the third round of the NCAA Tournament. The Bearcats finished 26-9 overall.

Cronin has guided Cincinnati to 150 wins since the start of the 2010-11 season, highlighting one of the most successful periods in program history with six 20-win seasons, including three years with at least 26 victories.

Tenacious defense and continuous all-out effort reflect the Bearcats' standard. Cincinnati is one of only two programs in the nation (along with Louisville) to rank among the top 25 in scoring defense in each of the last four seasons. The Bearcats allowed only 55.8 points a game in 2014-15, the third fewest in school history (since 1960).

You can also find Cincinnati's name listed among the top 25 teams in field-goal percentage defense and blocks per game in each of the last four seasons. The 2012-13 Bearcats squad set Cronin-era high marks, ranking 14th in field-goal percentage defense (.387) and sixth in blocks (6.1).

After 10-plus seasons at Cincinnati, Cronin has compiled a 211-130 mark and owns a 280-154 record in 13 years as a college head coach. He entered the 2016-17 campaign as the nation's winningest active coach age 45 or younger and the fifth winningest active coach under the age of 50 (birth dates as of Nov. 1, 2016).

PRIOR TO CINCINNATI

Success seems to follow Cronin, who came to Cincinnati after serving three years as head coach at Murray State (2004-06). As mentor of the Racers, Cronin compiled a 69-24 overall record while earning a pair of NCAA tournament berths.

In his debut season as head coach, Cronin directed Murray State to a school-best 28-6 record, the Ohio Valley Conference Tournament championship and an NCAA Tournament appearance. His 28 wins were the sixth most in NCAA history for a first-year head coach at the time. He earned OVC Coach of the Year honors two seasons later, guiding Murray State to another OVC regular-season title, league tournament crown and NCAA Tournament appearance with a 24-6 mark in 2005-06.

Prior to Murray State, Cronin built a sterling reputation for his ability to evaluate and recruit top talent. In his stint at UC as an assistant coach for Bob Huggins from 1997-2001, Cronin recruited several top players, including NBA Draft selections Steve Logan (Golden State); DerMarr Johnson (Atlanta); Pete Miceal (Dallas); Kenny Satterfield (Dallas); and Jason Maxiell (Detroit).

Following the 2000-01 season, Cronin became the associate head coach and recruiting coordinator at Louisville, under Rick Pitino. In his first year, Cronin helped attract a top-10 ranked recruiting class.

COMMUNITY INVOLVEMENT

Cronin's passion for success on the court also carries over to the local community where he is committed to making a difference. He currently serves as a board member on the American Cancer Society's Coaches vs. Cancer of Southwest Ohio chapter.

He also assists with a major fundraising event - Soul of the City Soiree - for Our Daily Bread that has generated more than \$100,000 each of the past four years to assist the soup kitchen and community center in Cincinnati.

Cronin also annually speaks with the Young Executive Group of the Catholic Inner-City Schools Education (CISE) Fund. The group raises money from area corporations to help give children from low income urban settings the opportunity to attend Catholic schools.

During the 2013-14 season, Cronin also wrote a column in the Cincinnati Enquirer highlighting the dangers of texting while driving as part of the ATGT sponsored "It Can Wait" campaign. He spotlighted the campaign again during an on-campus awareness event in October 2014.

PATH TO COACHING

Cronin has long held great pride in the Queen City, the University of Cincinnati and the sport of basketball. As a child growing up on the west side of town, he used to follow his father Harold "Hep" Cronin -- a highly successful local high school coach with more than 400 career wins -- around the gyms of Cincinnati. A product of LaSalle High School, Cronin had his playing career end sooner than expected due to a knee injury in high school.

That didn't stop his desire to find his place in basketball. While completing his undergraduate degree at UC, Cronin served as assistant varsity coach and head junior varsity coach at Woodward High School. He helped develop six players who went on to play Division I college basketball, including former Bearcat Damon Flint, who ranks among the top 25 scorers in program history.

Cronin made the jump from high school to college coaching during the 1996-97 season joining Huggins as video coordinator at UC. A year later, Cronin was elevated to an assistant coach for the Bearcats, setting the stage for his long tenure in college basketball.

Cronin resides in Cincinnati with his 10-year old daughter, Samantha.



CRONIN'S YEARLY COACHING RECORD

SEASON	SCHOOL (CONF.)	POSITION	RECORD/CONF.	POSTSEASON (RECORD)
1996-97	Cincinnati (C-USA)	Video Coordinator		
1997-98	Cincinnati (C-USA)	Asst. Coach	27-6/14-2	NCAA West Regional (1-1)
1998-99	Cincinnati (C-USA)	Asst. Coach	27-6/12-4	NCAA East Regional (1-1)
1999-00	Cincinnati (C-USA)	Asst. Coach	29-4/16-0	NCAA South Regional (1-1)
2000-01	Cincinnati (C-USA)	Asst. Coach	25-10/11-5	NCAA West Regional Semis(2-1)
2001-02	Louisville (C-USA)	Assoc. Head Coach	19-13/8-8	NIT (1-1)
2002-03	Louisville (C-USA)	Assoc. Head Coach	25-7/11-5	NCAA East Reg. (1-1)
2003-04	Murray State (OVC)	Head Coach	28-6/14-2	NCAA Atlanta Reg. (0-1)
2004-05	Murray State (OVC)	Head Coach	17-11/11-5	---
2005-06	Murray State (OVC)	Head Coach	24-7/17-3	NCAA Washington Reg. (0-1)
Murray State Totals		3 years	69-24/42-10	.742/.808
2006-07	Cincinnati (BIG EAST)	Head Coach	11-19/2-14	---
2007-08	Cincinnati (BIG EAST)	Head Coach	13-19/8-10	Col. Basketball Invit. (0-1)
2008-09	Cincinnati (BIG EAST)	Head Coach	18-14/8-10	---
2009-10	Cincinnati (BIG EAST)	Head Coach	19-16/7-11	NIT (1-1)
2010-11	Cincinnati (BIG EAST)	Head Coach	26-9/11-7	NCAA Third Round (1-1)
2011-12	Cincinnati (BIG EAST)	Head Coach	26-11/12-6	NCAA East Regional Semis(2-1)
2012-13	Cincinnati (BIG EAST)	Head Coach	22-12/9-9	NCAA Second Round (0-1)
2013-14	Cincinnati (American)	Head Coach	27-7/15-3	NCAA Second Round (0-1)
2014-15	Cincinnati (American)	Head Coach	23-11/13-5	NCAA Third Round (1-1)
2015-16	Cincinnati (American)	Head Coach	22-11/12-6	NCAA West Region (0-1)
2016-17	Cincinnati (American)	Head Coach	4-1/0-0	
Cincinnati Totals		11th year	211-130/97-81	.619/.545
Head Coaching Totals		14th year	280-154/139-91	.645/.604

CRONIN'S RECORD AGAINST ALL OPPONENTS

SCHOOL	W-L	SCHOOL	W-L	SCHOOL	W-L
Alabama	1-0	Lipscomb	1-0	Southern Miss	1-0
Alabama State	1-0	Louisville	5-7	South Carolina Upstate	1-0
Albany	1-0	Marquette	3-4	South Dakota	1-0
Appalachian State	1-0	Marshall	1-1	St. Francis (Pa.)	2-0
Arkansas-Little Rock	1-0	Maryland	1-0	St. John's	5-6
Arkansas-Pine Bluff	3-0	Maryland Eastern Shore	1-0	Saint Joseph's	0-0
Arkansas Tech	1-0	Memphis	4-5	St. Mary's (Calif.)	0-1
Austin Peay	4-1	Miami (Ohio)	5-0	Stony Brook	1-0
Belmont	0-1	Middle Tennessee	2-0	Syracuse	2-6
Bowling Green	1-1	Mississippi State	1-0	Texas	1-0
Bradley	0-1	Mississippi Valley State	1-0	TCU	1-0
Brown	1-0	Missouri	1-1	Temple	4-3
Butler	0-1	Morehead State	8-0	Tennessee	0-1
Cal-State Bakersfield	1-0	Morgan State	1-0	Tennessee State	5-1
Cal-Davis	1-0	Mount St. Mary's	1-0	Tennessee Tech	3-2
Campbell	2-0	Nebraska	2-1	Tennessee-Martin	9-0
Campbellsville	1-0	New Mexico	0-2	Texas A&M-CC	1-1
Central Michigan	1-0	Norfolk State	1-0	Texas-San Antonio	2-0
Charleston Southern	1-0	North Carolina	0-1	Texas Southern	2-0
Chicago State	3-0	North Carolina A&T	1-0	Toledo	2-0
Cincinnati	0-1	North Carolina Central	2-0	Tulane	2-1
Coastal Carolina	2-0	NC State	3-1	Tulsa	2-1
Creighton	0-1	Northwestern State	1-0	UAB	1-4
Dayton	1-1	Notre Dame	3-7	UCF	5-0
Delaware State	2-0	Oakland	1-0	UConn	8-13
DePaul	6-3	Ohio	0-1	UMass Lowell	1-0
East Carolina	3-1	Ohio State	0-2	UNLV	1-0
Eastern Illinois	6-1	Oklahoma	2-0	USC Upstate	2-0
Eastern Kentucky	6-1	Ole Miss	0-1	USF	10-4
Fairfield	1-0	Oregon	1-0	Utah Valley	1-0
Fairleigh Dickinson	0-0	Penn State	1-0	Vanderbilt	1-0
Florida A&M	1-0	Pittsburgh	4-8	Villanova	4-4
Florida State	1-1	Prairie View A&M	1-0	VCU	1-1
Georgetown	6-6	Presbyterian	0-1	Wagner	2-0
Georgetown College	1-0	Providence	4-5	Weber State	1-0
George Washington	1-0	Purdue	1-0	West Florida	1-0
Georgia	1-0	Radford	1-0	West Virginia	3-5
Georgia Southern	1-0	Rhode Island	0-1	Western Carolina	2-0
Gonzaga	0-1	Rice	2-0	Western Illinois	1-0
Harvard	0-1	Robert Morris	1-0	Western Kentucky	1-1
High Point	1-0	Rutgers	8-4	Winthrop	1-0
Houston	5-1	Saint Joseph's	0-1	Wofford	0-1
Howard	1-0	Samford	3-3	Wright State	3-0
Illinois	0-1	San Diego State	1-0	Xavier	3-7
Illinois-Chicago	1-0	Savannah State	1-0	<i>Possible 2016-17 opponents in boldface</i>	
Illinois State	0-1	Seton Hall	4-3		
Iowa State	1-1	SIU-Edwardsville	2-0		
IPFW	1-0	SMU	4-2		
Jacksonville State	6-0	SE Missouri State	5-2		
Kennesaw State	1-0	Southern Illinois	1-2		
Kentucky	0-1	SE Louisiana	1-0		

CINCINNATI'S DEFENSIVE NUMBERS UNDER CRONIN

CINCINNATI'S DEFENSIVE STATISTICS DURING THE MICK CRONIN ERA (11TH SEASON; 2007-PRESENT)

YEAR	UC RECORD	OPP FGM-FGA	OPP FG%	OPP 3FGM-3FGA	OPP 3FG%	OPP PPG	GAMES ALLOWED <70 PTS	GAMES ALLOWED <60 PTS	GAMES ALLOWED <50 PTS	GAMES ALLOWED <40% FG	GAMES ALLOWED <35% FG	FORCED TURNOVERS	UC BLOCKS	UC STEALS
2006-07	11-19	685-1539	.445	231-612	.377	67.7	14	8	2	8	4	451	58	230
2007-08	13-19	717-1669	.430	209-621	.337	67.8	18	7	2	8	3	380	73	169
2008-09	18-14	752-1802	.417	186-581	.320	66.3	19	10	3	13	7	406	103	183
2009-10	19-16	807-1954	.413	230-676	.340	66.5	23	12	1	13	5	423	107	199
2010-11	26-9	735-1790	.411	171-529	.323	(9th) 59.6	30	18	7	17	7	492	129	258
2011-12	26-11	849-2063	.412	207-641	.323	(40th) 61.5	29	15	4	16	7	518	(44th) 170	(43rd) 298
2012-13	22-12	716-1851	(14th) .387	171-562	(34th) .304	(22nd) 59.0	30	18	3	16	9	452	(7th) 208	240
2013-14	27-7	690-1745	(19th) .395	182-568	.320	(4th) 58.4	31	19	6	19	8	485	(20th) 188	(24th) 268
2014-15	23-11	700-1804	(15th) .388	192-601	.319	(6th) 55.8	33	22	7	21	11	409	(11th) 185	222
2015-16	22-11	750-1907	(13th) .393	240-672	.357	(12th) 63.3	24	15	2	20	7	450	(9th) 192	(34th) 257
2016-17	4-1	100-270	.370	33-106	.311	57.4	4	4	0	3	3	81	36	45

National ranking in parentheses; Cronin-era bests in boldface

THE POLLS

ASSOCIATED PRESS POLL (NOV. 21)

Rk.	Team (First Place Votes)
1	Kentucky (42)
2	Villanova (21)
3	Indiana (2)
4	North Carolina
5	Kansas
6	Duke
7	Virginia
8	Arizona
9	Xavier
10	Louisville
11	Gonzaga
12	Creighton
13	Oregon
14	UCLA
15	Saint Mary's
16	Wisconsin
17	Purdue
18	Syracuse
19	West Virginia
20	Baylor
21	Iowa State
22	Texas
23	Rhode Island
24	Michigan State
25	Michigan
25	Florida State

OTHERS RECEIVING VOTES:

California 56, Maryland 55, Miami 44, **Cincinnati 39**, Wichita St 36, Florida 34, Seton Hall 15, Dayton 14, Butler 14, Virginia Tech 12, Notre Dame 6, Colorado 4, Ohio State 4, Ohio 1, Rutgers 1, Tennessee State 1.

USA TODAY COACHES POLL (NOV. 21)

Rk.	Team (First Place Votes)
1	Kentucky (20)
2	Villanova (4)
3	Duke (5)
4	North Carolina
5	Indiana (2)
6	Virginia
6	Kansas
8	Xavier
9	Arizona
10	Louisville
11	Gonzaga
12	Oregon
13	UCLA
14	Wisconsin
15	Saint Mary's
16	Syracuse
17	West Virginia
18	Creighton
19	Purdue
20	Michigan State
21	Texas
22	Iowa State
23	Maryland
24	Michigan
25	Rhode Island

OTHERS RECEIVING VOTES:

Baylor 60, California 38, Miami 37, Florida 26, Seton Hall 21, **Cincinnati 20**, Florida State 20, VCU 11, Colorado 11, Butler 10, Notre Dame 9, Wichita St 9, Utah 7, NC State 5, Dayton 5, Texas A&M 4, Virginia Tech 3, Oklahoma 3, Connecticut 3, Yale 2, UCF 1, UAB 1, Arkansas 1, Northern Iowa 1, CSU Bakersfield 1.

CINCINNATI'S WEEKLY RANKINGS

Associated Press	Week	USA Today
RV	Preseason	25
24	Nov. 14	25
RV	Nov. 21	RV

2016-17 AMERICAN ATHLETIC CONFERENCE

2016-17 AMERICAN CONFERENCE STANDINGS (THRU NOV. 24)

Team	AAC	Pct.	Overall	Pct.
Memphis	0-0	.000	4-0	1.000
Houston	0-0	.000	4-0	1.000
Cincinnati	0-0	.000	4-1	.800
SMU	0-0	.000	4-1	.800
East Carolina	0-0	.000	4-1	.800
UCF	0-0	.000	3-1	.750
Temple	0-0	.000	3-2	.600
Tulsa	0-0	.000	2-2	.500
USF	0-0	.000	2-2	.500
UConn	0-0	.000	2-4	.333
Tulane	0-0	.000	1-4	.200

2016-17 COMPOSITE SCHEDULE

DATE	TIME (ET)	TV
Friday, Nov. 25		
Temple vs. Illinois/West Virginia	12:30/3 p.m.	ESPN2/ ESPNU

East Carolina vs. Mercer	5 p.m.	
SMU at USC	7 p.m.	Pac-12
Memphis vs. Providence	9 p.m.	CBSSN

Saturday, Nov. 26

East Carolina vs. Air Force/Akron	5/7 p.m.	
Memphis vs. Iowa/Virginia	7/9:30 p.m.	
Seattle at UCF	7:30 p.m.	ESPN3
Lipscomb at Cincinnati	2:30 p.m.	ESPN3
Cornell at Houston	5 p.m.	ESPN3
Tulane at Georgia Tech	6:30 p.m.	

Monday, Nov. 28

Kennesaw State at UCF	7 p.m.	ESPN3
Tulsa at Oral Roberts	8 p.m.	

Tuesday, Nov. 29

Hampton at East Carolina	7 p.m.	ESPN3
Houston at LSU	9 p.m.	SECN
Tulane at New Orleans	8 p.m.	

Wednesday, Nov. 30

Stetson at UCF	7 p.m.	ESPN3
Boston University at UConn	7 p.m.	ESPN3
Temple at Saint Joseph's	7 p.m.	CBSSN
Jackson State at Memphis	9 p.m.	ESPN3
SMU at Boise State	9 p.m.	

Thursday, Dec. 1

USF at Troy	7 p.m.	
Cincinnati at Iowa State	9 p.m.	ESPN

Friday, Dec. 2

Cal State Bakersfield at SMU	8 p.m.	ESPN3
St. John's at Tulane	8 p.m.	ESPNEWS

Saturday, Dec. 3

Memphis at Ole Miss	1 p.m.	SECN+
UCF at Massachusetts	1 p.m.	
Tulsa at Little Rock	4 p.m.	
Penn at Temple	4 p.m.	ASN/ESPN3
N.C. Central at East Carolina	5 p.m.	ESPN3
Prairie View A&M at Houston	5 p.m.	ESPN3
USF at George Washington	2 p.m.	

Sunday, Dec. 4

Delaware State at SMU	3 p.m.	ESPN3
Bowling Green at Cincinnati	8 p.m.	ESPNU

Monday, Dec. 5

UConn vs. Syracuse	7 p.m.	ESPN2
--------------------	--------	-------

CINCINNATI IN THE AMERICAN

2016-17 TEAM STATISTICS (THRU NOV. 24)

CATEGORY	[*NATIONAL] LEAGUE RANK (STAT)
Scoring.....	6th (74.0)
Scoring Defense.....	[13th] 2nd (57.4)
Scoring Margin.....	3rd (+16.6)
Free Throw Pct.	7th (.634)
Field Goal Pct.	3rd (.478)
Field Goal Pct. Defense.....	3rd (.370)
3-Pt Field Goal Pct.	11th (.290)
3-Pt Field Goal Pct. Defense.....	5th (.311)
Rebounding Offense.....	7th (37.8)
Rebounding Defense.....	3rd (31.0)
Rebounding Margin.....	6th (+6.8)
Blocked Shots.....	[9th] T-1st (7.2)
Assists.....	5th (14.6)
Steals.....	[35th] 1st (9.0)
Turnover Margin.....	[33rd] 1st (+4.8)
Assist-to-Turnover Ratio.....	5th (1.3)
Offensive Rebounds.....	4th (13.6)
Defensive Rebounds.....	9th (24.2)
3-Pt Field Goals Made.....	10th (5.8)

INDIVIDUAL STATISTICS

PLAYER	[*NATIONAL] LEAGUE RANK (STAT)
Scoring	
Jacob Evans.....	7th (18.6)
Kyle Washington.....	10th (17.2)

Rebounding

Kyle Washington.....	[17th] 3rd (10.8)
Gary Clark.....	T-14th (6.4)

Field Goal Shooting Percentage

Jacob Evans.....	7th (.585)
Kyle Washington.....	9th (.574)

Assists

Troy Caupain.....	6th (4.8)
-------------------	-----------

Free Throw Percentage

Jacob Evans.....	T-5th (.833)
Kyle Washington.....	15th (.737)

Steals

Troy Caupain.....	T-3rd (2.0)
Gary Clark.....	T-10th (1.6)
Jacob Evans.....	T-10th (1.6)
Kevin Johnson.....	T-12th (1.4)

Three-Pointers Made

Jacob Evans.....	8th (2.5)
------------------	-----------

Blocked Shots

Gary Clark.....	T-5th (2.0)
Kyle Washington.....	T-5th (2.0)

Assist-Turnover Ratio

Troy Caupain.....	T-6th (3.0)
-------------------	-------------

Offensive Rebounds

Kyle Washington.....	T-4th (3.4)
Gary Clark.....	9th (2.8)

Defensive Rebounds

Kyle Washington.....	3rd (7.4)
----------------------	-----------

Minutes Played

Troy Caupain.....	12th (33.0)
Jacob Evans.....	T-17th (32.2)
Gary Clark.....	28th (28.4)

*National rankings (through Nov. 23) are in brackets

CINCINNATI'S RECORD WHEN												
	06-07	07-08	08-09	09-10	10-11	11-12	12-13	13-14	14-15	15-16	16-17	TOTAL
Home games	10-8	10-7	13-5	13-5	15-3	14-4	13-5	18-1	15-3	14-3	3-0	136-44
Away games	0-9	3-11	4-7	2-9	7-4	7-5	5-5	7-3	6-5	6-6	0-0	47-64
Neutral site games	1-2	0-1	1-2	4-2	4-2	5-2	4-2	2-3	2-3	2-2	1-1	26-22
Conference games	2-14	8-10	8-10	7-11	11-7	12-6	9-9	15-3	13-5	12-6	0-0	97-81
vs. Top 25 teams	0-4	2-5	1-7	3-6	3-7	8-4	2-8	4-2	2-1	1-3	0-1	26-48
Overtime games	2-0	1-1	2-1	0-3	1-0	1-2	2-1	0-0	2-1	0-3	0-0	11-12
Lead at halftime	6-1	10-3	11-3	13-4	25-0	18-3	15-3	23-1	17-3	19-5	3-1	259-27
Trail at halftime	4-17	3-15	6-11	4-11	0-9	7-8	7-9	1-6	5-8	1-6	1-0	39-100
Tied at halftime	1-1	0-1	1-0	2-1	1-0	1-0	0-0	3-0	1-0	2-0	0-0	12-3
Lead with 10:00 remaining	10-1	9-1	14-1	13-3	26-0	18-4	19-1	23-1	20-3	22-3	4-1	232-19
Trail with 10:00 remaining	1-18	1-18	3-13	6-11	0-9	7-7	3-9	3-6	3-8	0-7	0-0	27-106
Tied with 10:00 remaining	0-0	3-0	1-0	0-2	0-0	1-0	0-2	1-0	0-0	0-1	0-0	6-5
Lead with 5:00 remaining	9-3	11-1	17-1	18-2	25-0	19-4	19-2	26-0	24-1	19-4	4-0	191-18
Trail with 5:00 remaining	0-16	2-17	1-13	0-13	0-9	5-7	2-9	1-7	0-8	1-6	0-1	12-106
Tied with 5:00 remaining	2-0	0-1	0-0	1-1	1-0	2-0	1-1	0-0	0-2	1-1	0-0	8-6
Lead with 2:00 remaining	10-2	11-1	16-0	18-2	25-1	23-2	19-2	25-1	23-1	19-3	4-0	194-15
Trail with 2:00 remaining	0-17	1-17	2-14	1-14	0-8	3-9	1-10	2-6	1-9	2-7	0-1	13-112
Tied with 2:00 remaining	1-0	1-1	0-0	0-0	1-0	0-0	2-0	0-0	0-1	0-1	0-0	5-3
Shoot better from the field	8-2	8-3	13-1	15-4	22-0	16-2	15-1	21-0	21-3	16-5	4-0	159-21
Shoot worse from the field	3-17	5-16	5-13	4-12	4-9	8-9	4-11	6-7	2-8	6-6	0-1	47-109
Shoot 50% or better	0-2	0-0	4-1	8-1	7-0	6-0	4-0	3-0	9-1	4-2	2-0	47-7
Shoot below 50%	11-17	13-19	14-13	11-15	16-8	20-11	18-12	24-7	14-9	16-9	2-1	159-121
Opp. shoots 50% or better	1-9	0-6	0-6	0-2	2-4	1-2	0-1	1-3	0-2	2-3	0-0	7-38
Opp. shoots below 50%	10-10	13-13	18-8	19-14	22-5	24-9	22-11	25-4	22-9	19-7	4-1	198-91
Opp. shoots below 40%	7-1	6-1	9-3	10-3	17-0	15-1	16-1	17-1	16-5	17-2	3-0	133-18
Make 7 or fewer 3-pointers	10-12	8-12	7-11	13-12	21-6	12-9	12-9	22-7	20-11	9-5	4-0	137-94
Make 8 or more 3-pointers	1-7	5-7	11-3	6-4	6-4	14-2	10-3	5-0	3-0	13-6	0-1	74-37
Shoot more FTs than opp.	7-3	6-3	12-1	11-2	22-2	16-4	16-3	20-2	20-6	14-3	3-1	147-30
Out-rebound the opponent	9-5	10-11	13-4	17-8	24-3	10-4	17-8	19-4	18-8	18-7	4-0	168-62
Opponent out-rebounds UC	2-14	3-7	2-9	2-8	2-5	13-6	3-4	8-2	3-3	3-2	0-1	41-61
Same number of rebounds	0-0	0-1	3-1	0-0	0-1	3-1	2-0	0-1	1-1	1-2	0-0	10-8
Commit fewer turnovers	7-11	4-5	9-3	7-6	16-6	22-5	14-4	16-4	13-3	17-2	4-0	129-49
Commit the same or more TOs	4-8	9-14	9-11	12-10	9-2	4-3	8-7	11-3	10-8	3-10	0-1	79-75
Commit 12 or fewer turnovers	7-9	4-7	5-4	5-5	10-5	17-7	8-8	20-4	13-5	14-6	3-1	106-61
Outscore opponents' bench	6-8	8-6	15-9	19-11	24-7	13-3	11-6	17-1	14-7	15-6	2-0	144-64
1-3 point games	1-4	5-5	2-0	4-5	2-1	5-4	2-3	4-2	1-4	2-6	0-0	38-34
4-5 point games	0-1	2-1	2-1	3-2	0-2	6-0	2-2	4-1	2-1	4-1	0-1	25-13
6-10 point games	5-2	2-6	5-6	4-4	7-2	5-3	7-4	2-2	8-1	3-3	0-0	48-33
11-19 point games	4-10	3-5	4-4	4-4	8-5	4-2	6-2	9-1	7-4	6-1	1-0	56-38
20-plus point games	1-2	1-2	5-3	4-1	9-1	7-1	5-1	8-1	5-1	7-0	3-0	55-13
Score 59 or fewer points	0-9	3-7	1-6	0-7	3-8	3-7	1-9	2-7	6-11	2-4	0-0	21-73
Score 60-69 points	6-7	8-7	4-6	9-4	9-1	7-4	9-3	11-0	9-0	8-2	0-0	79-34
Score 70 or more points	5-3	2-5	13-2	10-5	14-0	16-2	12-0	14-0	8-0	12-5	4-1	110-23
Hold opp. to 50 or fewer points	3-0	3-0	4-0	1-0	7-0	3-2	4-0	7-0	9-2	4-0	1-0	46-4
Hold opp. to 51-60 points	3-4	5-1	6-2	9-2	12-1	12-3	12-4	11-3	10-3	12-1	3-0	96-24
Hold opp. to 61-70 points	3-2	5-5	5-3	7-4	5-5	10-1	4-7	7-3	4-5	3-5	0-0	53-41
Opp. scores 70-plus points	2-13	0-13	3-9	2-10	2-3	1-5	2-1	2-1	0-1	2-4	0-1	16-61
November	5-1	4-2	5-1	4-1	5-0	4-2	6-0	6-0	5-1	7-0	4-1	55-9
December	4-3	1-5	5-2	5-2	9-0	6-1	7-1	5-2	4-2	3-4	0-0	49-22
January	1-7	5-4	4-4	5-4	4-4	5-4	4-3	9-0	6-2	6-2	0-0	49-34
February	1-7	3-3	4-3	2-5	4-3	6-2	2-5	4-2	5-4	5-2	0-0	36-36
March	0-1	0-5	0-4	3-4	4-2	5-2	2-3	3-3	3-2	1-3	0-0	21-29
Monday	0-0	1-0	3-2	2-2	2-0	2-1	2-2	1-0	0-0	0-0	1-0	14-7
Tuesday	0-2	1-1	1-2	4-2	3-0	2-0	4-0	6-0	5-1	3-2	0-0	29-10
Wednesday	4-5	4-5	4-1	7-3	9-1	7-0	3-1	2-0	5-1	2-1	1-0	48-18
Thursday	0-1	0-2	3-0	1-2	3-1	3-1	1-3	5-1	3-1	3-3	0-0	22-15
Friday	1-0	1-1	0-1	0-0	1-0	4-1	1-2	2-1	2-1	2-2	1-0	15-9
Saturday	5-7	6-5	6-5	5-3	8-4	5-7	10-2	8-5	5-6	6-3	0-1	63-54
Sunday	1-4	0-5	1-3	0-4	0-3	3-1	2-1	2-0	3-1	6-0	1-0	19-22

BEARCATS STARTING LINEUPS	
OPPONENT	UC STARTERS
<i>Bellarmino (EXH.)</i>	<i>Jenifer, Caupain, Johnson, Clark, Washington</i>
Brown	Caupain, Johnson, Evans, Clark, Washington
Albany	Caupain, Johnson, Evans, Clark, Washington
vs. Rhode Island	Caupain, Johnson, Evans, Clark, Washington
vs. Penn State	Caupain, Johnson, Evans, Clark, Washington
Samford	Caupain, Johnson, Evans, Clark, Washington
Lipscomb	
at Iowa State	
Bowling Green	
at Butler	
Texas Southern	
Fairleigh Dickinson	
Marshall	
at Temple	
Tulane	
at Houston	
SMU	
at East Carolina	
Temple	
at Tulane	
Xavier	
USF	
at Tulsa	
UConn	
UCF	
at SMU	
at USF	
Tulsa	
Memphis	
at UCF	
Houston	
at UConn	

RECORD BY STARTING LINEUPS	
UC STARTERS	RECORD
Caupain, Johnson, Evans, Clark, Washington	4-1

SPECIALTY STATISTICS

OPPONENT	RESULT	IN PAINT	OFF TO	2ND CHANCE	FAST BREAK	BENCH
Brown		14	2	5	2	25
at Cincinnati	W, 84-55	48	16	18	12	21
Albany		34	13	8	8	15
at Cincinnati	W, 74-51	42	24	21	20	28
vs. Rhode Island		30	15	15	7	15
Cincinnati	L, 71-76	24	10	16	11	4
vs. Penn State		18	13	2	4	5
at Cincinnati	W, 71-50	34	17	15	6	17
Samford		10	14	7	0	10
at Cincinnati	W, 70-55	30	26	23	0	10
Lipscomb						
at Cincinnati						
at Iowa State						
Cincinnati						
Bowling Green						
at Cincinnati						
at Butler						
Cincinnati						
Texas Southern						
at Cincinnati						
Fairleigh Dickinson						
at Cincinnati						
Marshall						
at Cincinnati						
at Temple						
Cincinnati						
Tulane						
at Cincinnati						
at Houston						
Cincinnati						
SMU						
at Cincinnati						
at East Carolina						
Cincinnati						
Temple						
at Cincinnati						
at Tulane						
Cincinnati						
Xavier						
at Cincinnati						
USF						
at Cincinnati						
at Tulsa						
Cincinnati						
UConn						
at Cincinnati						
UCF						
at Cincinnati						
at SMU						
Cincinnati						
at USF						
at Cincinnati						
Tulsa						
at Cincinnati						
Memphis						
at Cincinnati						
at UCF						
Cincinnati						
Houston						
Cincinnati						
at UConn						
at Cincinnati						
CINCINNATI TOTALS		178	93	93	49	80
AVERAGE		35.6	18.6	18.6	9.8	16.0
OPPONENTS TOTALS		106	57	37	21	70
AVERAGE		21.2	11.4	7.4	5.2	14.0

OVERTIME RECORDS

UC'S OVERALL RECORD		54-55		
1 OT Games		45-44		
2 OT Games		8-8		
3 OT Games		0-1		
4 OT Games		0-2		
7 OT Games		1-0		
RECORDS IN OVERTIME GAMES				
Home	26-17	.605		
Schmidlapp Gym	3-4	.429		
Schmidt Fieldhouse	0-1	.000		
Music Hall	0-1	.000		
Armory Fieldhouse	5-4	.556		
Cincinnati Gardens	3-2	.600		
U.S. Bank Arena	3-1	.750		
Fifth Third Arena	13-4	.765		
Away	16-30	.348		
Neutral	11-8	.579		
Current Streak: Lost 3				
Longest Winning Streak: 5 (Tay Baker - 1966-67)				
Longest Losing Streak: 4 (Bob Ruess, 1943 - John Weithe, 1950)				
• On Dec. 21, 1981 Cincinnati and Bradley played an NCAA-record 7-overtime game which UC won, 75-73.				
• Cincinnati has been involved in two of the five NCAA tournament championship games to go into overtime. The Bearcats defeated Ohio State, 70-65, in 1961, but lost to Loyola (Ill.), 60-58, in 1963.				
• In 1966-67, Cincinnati played six overtime games, winning five.				
UC COACHES IN OVERTIME GAMES				
COACH (YEARS)	NO.	RECORD	PCT.	
Bob Huggins (1989-2005)	25	14-11	.560	
Mick Cronin (2006-pres.)	23	11-12	.478	
Tay Baker (1965-72)	9	7-2	.778	
Ed Jucker (1960-65)	9	4-5	.444	
Ed Badger (1978-83)	8	3-5	.375	
Tony Yates (1983-89)	7	2-5	.286	
John Wiethe (1946-52)	5	1-4	.200	
George Smith (1952-60)	4	3-1	.750	
Gale Catlett (1972-78)	4	2-2	.500	
Frank Rice (1928-32)	4	1-3	.250	
Boyd Chambers (1918-28)	3	3-0	1.000	
Clark Ballard (1939-42)	2	2-0	1.000	
Andy Kennedy (2005-06)	2	1-1	.250	
Tay Brown (1933-37)	2	0-2	.000	
John Halliday (1932-33)	1	0-1	.000	
Bob Ruess (1942-44)	1	0-1	.000	
Walter Van Winkle (1937-39)	0	—	—	
Ray Farnham (1944-46)	0	—	—	
OVERTIME GAMES IN MICK CRONIN ERA				
1/20/07	W	UC 96, West Virginia 83	1	SC
2/28/07	W	UC 70, Seton Hall 67	1	SC
2/9/08	W	UC 72, Rutgers 68	1	SC
3/2/08	L	Providence 81, UC 79	1	A
12/20/08	W	UC 85, Eastern Kentucky 77	1	SC
2/7/09	W	UC 64, Georgetown 62	1	SC
3/7/09	L	Seton Hall 67, UC 63	1	SC
11/25/09	L	Gonzaga 61, UC 59	1	N
12/13/09	L	Xavier 83, UC 79	2	A
2/21/10	L	Marquette 79, UC 76	1	SC
2/19/11	W	UC 93, Providence 81	1	A
11/25/11	L	Marshall 73, UC 69	1	SC
1/21/12	L	West Virginia 77, UC 74	1	A
3/8/12	W	UC 72, Georgetown 70	2	N
1/19/13	W	UC 71, Marquette 69	1	SC
2/21/13	L	UConn 73, UC 66	1	A
3/9/13	W	UC 61, USF 53	1	SC
12/13/14	L	Nebraska 56, UC 55	2	A
12/17/14	W	UC 71, San Diego State 62	1	SC
3/19/15	W	UC 66, Purdue 65	1	N
1/16/16	L	Temple 67, UC 65	2	A
2/18/16	L	Tulsa 70, UC 68	1	A
3/11/16	L	UConn 104, UC 97	4	N

THE LAST TIME...

TEAM

100 POINTS BY A TEAM

By UC	106 vs. Robert Morris, 11/15/15
By Opponent	104 by UConn (40T), 3/11/16

90-99 POINTS BY A TEAM

By UC	97 vs. UConn (40T), 3/11/16
By Opponent	95 at Marquette , 2/11/12

30-PLUS POINT WIN

By UC	31 vs. USF, 2/4/16
By Opponent	38 (89-51) vs. Notre Dame, 3/10/11

60 PERCENT SHOOTING BY A TEAM

By UC	.610 vs. Western Carolina, 11/13/15
By Opponent	.674 vs. Pittsburgh, 2/14/09

50 PERCENT SHOOTING BY A TEAM

By UC	.500 vs. Penn State, 11/20/16
By Opponent	.500 vs. USF, 2/4/16

CINCINNATI PLAYED A RANKED OPPONENT

UC Win	61-54 vs. No. 24 SMU, 3/6/16
UC Loss	76-71 vs. No. 21 Rhode Island, 11/19/16

SINGLE OVERTIME GAME

UC Win	66-65 (OT) vs. Purdue, 3/19/15
UC Loss	104-97 (4OT) vs. UConn, 3/11/16

DOUBLE OVERTIME GAME

UC Win	72-70 (2OT) vs. Georgetown, 3/8/12
UC Loss	104-97 (4OT) vs. UConn, 3/11/16

TRIPLE OVERTIME GAME

UC Win	75-73 (7OT*) vs. Bradley, 12/21/81
UC Loss	104-97 (4OT) vs. UConn, 3/11/16

* - *NCAA record.*

INDIVIDUAL

40 POINTS BY A PLAYER

By UC	41, Steve Logan vs. Southern Mississippi, 2/15/02
By Opponent	41, Dell Curry, Virginia Tech, 1985-86

30 POINTS BY A PLAYER

By UC	37, Troy Caupain vs. UConn, 3/11/16
By Opponent	32, Daniel Hamilton, vs. UConn, 3/11/16

20 REBOUNDS BY A PLAYER

By UC	20, Cedric McGowan vs. DePaul, 1/4/06
By Opponent	four times

15 REBOUNDS BY A PLAYER

By UC	17, Kyle Washington, vs. Penn State, 11/20/16
By Opponent	15, Greg Monroe, vs. Georgetown, 3/6/10

TWO PLAYERS WITH 20 OR MORE POINTS IN SAME GAME

By UC	Jacob Evans (25), Kyle Washington (23) vs. No. 21 Rhode Island, 11/19/16
By Opponent	Daniel Hamilton (32), Jalen Adams (22) vs. UConn, 3/11/16

THREE PLAYERS WITH 10 OR MORE REBOUNDS IN SAME GAME

By UC	Gary Clark (12), Octavius Ellis (10) & Troy Caupain (10) vs. UConn, 3/11/16
-------	--

TWO PLAYERS WITH 10 OR MORE REBOUNDS IN SAME GAME

By UC	Gary Clark (11), Octavius Ellis (11) vs. SMU, 3/6/16
By Opponent	Ben Moore (10), Jordan Tolbert (13) vs. SMU, 3/6/16

10 ASSISTS BY A PLAYER

By UC	10, Troy Caupain, vs. USF, 2/4/16
By Opponent	10, Chris Howard, at USF, 2/14/09

FIVE STEALS BY A PLAYER

By UC	5, Troy Caupain, at UCF, 2/9/16
By Opponent	5, Antonio Robinson, at East Carolina, 2/1/15

FIVE BLOCKED SHOTS BY A PLAYER

By UC	6, Octavius Ellis at UConn, 1/10/15
By Opponent	5, Amida Brimah, vs. UConn, 3/11/16

DOUBLE-DOUBLE BY A UC PLAYER

UC Win	Kyle Washington (18 pts., 12 rebs.) vs. Samford, 11/23/16
UC Loss	Kyle Washington (23 pts., 10 rebs.) vs. Rhode Island, 11/19/16

DOUBLE-DOUBLES BY TWO UC PLAYERS

By UC	Octavius Ellis (16 pts, 11 rebs) and Gary Clark (15 pts, 12 rebs) vs. East Carolina, 2/13/16
-------	--

DOUBLE-DOUBLES BY THREE UC PLAYERS

By UC	Troy Caupain (37 pts, 10 rebs), Octavius Ellis (13 pts, 10 rebs) & Gary Clark (12 pts, 12 rebs) vs. UConn, 3/11/16
-------	--

TRIPLE-DOUBLE BY A UC PLAYER

By UC	Eric Hicks (22 pts., 12 rebs., 10 blks.) vs. Marquette, 1/7/06
-------	---

UC PLAYER LED TEAM IN POINTS, REBOUNDS & ASSISTS

By UC	Sean Kilpatrick (26 pts., 12 rebs., 6 asst.) vs. SMU, 1/1/13
-------	---

A PLAYER WON A GAME IN THE FINAL SECONDS

By UC	Titus Rubles putback with 4 seconds left UC defeats Pittsburgh 44-43, 12/17/13
By Opponent	Roosevelt Jones layup with :00.1 left Butler defeats UC 78-76, 12/2/15

FOUR PLAYERS SCORED IN DOUBLE FIGURES

By UC	Jacob Evans (23), Kyle Washington (16), Gary Clark (14), Troy Caupain (10) vs. Brown, 11/11/16
-------	--

FIVE PLAYERS SCORED IN DOUBLE FIGURES

By UC	Washington (18), Clark (13), Evans (12), Johnson (10), Brooks (10) vs. Samford, 11/23/16
-------	--

SIX PLAYERS SCORED IN DOUBLE FIGURES

By UC	Troy Caupain (18), Gary Clark (16), Jacob Evans (11) Coreontae DeBerry (11), Octavius Ellis (10), Farad Cobb (10) vs. USF, 2/4/16
-------	---

SEVEN PLAYERS SCORED IN DOUBLE FIGURES

By UC	Sean Kilpatrick (21), Justin Jackson (19), Jermaine Sanders (14), Shaquille Thomas (14), Ge'Lawn Guyn (10), Troy Caupain (10) & Kevin Johnson (10) vs. Chicago State, 12/23/13
-------	---

EIGHT PLAYERS SCORED IN DOUBLE FIGURES

By UC	Farad Cobb (15), Shaq Thomas (14), Kevin Johnson (14), Coreontae DeBerry (12), Justin Jenifer (11), Quadri Moore (10), Jacob Evans (10), Octavius Ellis (10) vs. Robert Morris, 11/15/15
-------	---

CRONIN ERA BESTS

MOST POINTS SCORED

106 (W, 106-44)	vs. Robert Morris	11/15/15
102 (W, 102-60)	vs. Miss. Valley St.	11/13/12
102 (W, 102-62)	vs. Chicago State	12/23/13
101 (W, 101-53)	vs. Ark.-Pine Bluff	12/21/11
101 (W, 101-70)	vs. Radford	12/17/11

MOST POINTS SCORED (HALF)

60 (W, 99-50)	vs. Arkansas-Pine Bluff	(2nd) 11/22/15
59 (W, 97-84)	vs. No. 20 Memphis	(2nd) 3/6/14
59 (W, 102-60)	vs. Miss. Valley St.	(2nd) 11/13/12

HIGHEST FG PERCENTAGE

.647 (33-51)	vs. UCF	2/25/15
.632 (36-57)	vs. Campbell	11/20/13
.628 (27-43)	vs. St. John's	2/11/09
.610 (36-59)	vs. Western Carolina	11/13/15
.603 (38-63)	vs. Radford	12/17/11

HIGHEST 3-PT. PERCENTAGE

.643 (9-14)	vs. Temple	1/17/14
.636 (7-11)	vs. Stony Brook	12/2/14
.600 (6-10)	vs. St. John's	2/11/09
.583 (7-12)	at No. 23/23 SMU	2/5/15
.583 (7-12)	at Georgetown	1/27/07
.583 (14-24)	vs. Central Michigan	11/25/06

MOST REBOUNDS

69	vs. Chicago State	12/23/13
56	at Temple (2OT)	1/16/16
56	vs. North Carolina A&T	11/18/12
54	vs. UConn (4OT)	3/11/16

MOST ASSISTS

32	vs. Robert Morris	11/15/15
27	vs. Toledo	11/18/09
25	vs. Chicago State	12/23/13
25	vs. Morgan State	12/6/15

MOST BLOCKED SHOTS

12	vs. Wagner	12/23/14
12	vs. Marquette	1/19/13
12	at DePaul	1/15/13
12	vs. North Carolina A&T	11/18/12
10	vs. Samford	11/23/16
10	vs. UConn (4OT)	3/11/16
10	vs. Butler	12/2/15
10	at UConn	1/10/15
10	vs. Memphis	1/4/14
10	vs. Chicago State	12/23/13
10	vs. Wright State	12/22/12
10	vs. UT Martin	11/11/12
10	vs. Chicago State	12/23/11
10	vs. Alabama State	11/13/11
10	vs. Western Illinois	11/22/08

MOST STEALS

23	vs. Ark.-Little Rock	12/6/12
19	vs. Ark.-Pine Bluff	11/22/15
18	vs. Robert Morris	11/15/15
16	vs. Ark.-Pine Bluff	12/21/11

MOST FORCED TURNOVERS

32	vs. Ark.-Little Rock	12/6/12
32	vs. North Carolina State	12/23/06
30	vs. Ark.-Pine Bluff	11/22/15
29	vs. Robert Morris	11/15/15
29	vs. Ark.-Pine Bluff	12/21/11

FEWEST POINTS ALLOWED

34	vs. Dayton	11/27/10
37	vs. Saint Francis (Pa.)	11/14/14
39	vs. Howard	11/10/06
	at West Virginia	1/30/08
	vs. North Carolina A&T	11/18/12

FEWEST POINTS ALLOWED (HALF)

13	vs. Marquette	1/19/13
14	vs. Alabama State	(1st) 11/13/11

LOWEST FG PERCENTAGE ALLOWED

.152 (10-66)	vs. North Carolina A&T	11/18/12
.200 (12-60)	vs. Dayton	11/27/10
.200 (10-50)	at West Virginia	1/30/08

LOWEST 3-PT. FG PERCENTAGE ALLOWED

.000 (0-10)	at No. 24/22 Pittsburgh	12/31/12
.000 (0-4)	vs. Texas Southern	11/18/08
.045 (1-22)	at West Virginia	1/30/08
.063 (1-16)	vs. Providence	3/13/13
.091 (1-11)	vs. USF	2/2/14


BIGGEST WIN

62 (106-44)	vs. Robert Morris	11/15/15
54 (93-39)	vs. North Carolina A&T	11/18/12


RADIO-TV CHART




0 **QUADRI MOORE**
F • 6-8 • 230 • JR-2L
LINDEN, N.J.



1 **JACOB EVANS III**
G/F • 6-6 • 210 • SO-1L
BATON ROUGE, LA.




3 **JUSTIN JENIFER**
G • 5-10 • 175 • SO-1L
BALTIMORE, MD.




10 **TROY CAUPAIN**
G • 6-4 • 210 • SR-3L
MIDLOTHIAN, VA.




11 **GARY CLARK**
F • 6-8 • 225 • JR-2L
CLAYTON, N.C.




13 **TRE SCOTT**
F • 6-8 • 225 • R-FR-HS
DARIEN, GA.



14 **JACKSON BART**
F • 6-5 • 210 • R-FR-TR
BARTLESVILLE, OKLA.



15 **CANE BROOME**
G • 6-0 • 160 • JR-TR
EAST HARTFORD, CONN.




24 **KYLE WASHINGTON**
F • 6-9 • 230 • JR-TR
CHAMPLIN, MINN.




25 **KEVIN JOHNSON**
G • 6-3 • 185 • SR-3L
CINCINNATI, OHIO




32 **JOHN KOZ**
G • 6-1 • 190 • FR-HS
CLEVELAND, OHIO



33 **NYSIER BROOKS**
C • 6-11 • 240 • FR-HS
PHILADELPHIA, PA.



34 **JARRON CUMBERLAND**
G • 6-5 • 218 • FR-HS
WILMINGTON, OHIO



45 **ZACK TOBLER**
F • 6-5 • 225 • SR-3L
FORT MITCHELL, KY.



MICK CRONIN
HEAD COACH



LARRY DAVIS
ASSOCIATE HEAD COACH



DARREN SAVINO
ASSISTANT COACH



ANTWON JACKSON
ASSISTANT COACH

CINCINNATI PLAYER SEASON & CAREER HIGHS

#0 - QUADRI MOORE

2016-17 SEASON		CAREER
6 vs. Albany, 11/14/16	Pts	10, 3x (last vs. Ark.-Pine Bluff, 11/22/15)
8 vs. Albany, 11/14/16	FG Atts	8, 2x (last vs. Albany, 11/14/16)
3 vs. Albany, 11/14/16	FG Made	5 vs. Robert Morris, 11/15/15
1 vs. Albany, 11/14/16	3PT-FG Atts	3, 2x (last vs. Tulsa, 1/2/16)
0	3PT-FG Made	2, 2x (last vs. Tulsa, 1/2/16)
0	FT Atts	8 vs. Ark.-Pine Bluff, 11/22/15
0	FT Made	6, 2x (last vs. Ark.-Pine Bluff, 11/22/15)
5 vs. Albany, 11/14/16	Rebs	8 vs. Ark.-Pine Bluff, 11/22/15
0	Assts	2 vs. Stony Brook, 12/2/14
0	Stls	3 vs. Ark.-Pine Bluff, 11/22/15
0	Blks	2 vs. Wagner, 12/23/14
14 vs. Albany, 11/14/16	Mins	18, 2x (last at SMU, 1/7/16)

#1 - JACOB EVANS III

2016-17 SEASON		CAREER
25 vs. Rhode Island, 11/19/16	Pts	26 vs. Saint Joseph's, 3/18/16
12, 2x (last vs. Rhode Island, 11/19/16)	FG Atts	20 vs. Saint Joseph's, 3/18/16
9 vs. Brown, 11/11/16	FG Made	10 vs. Saint Joseph's, 3/18/16
7 vs. Albany, 11/14/16	3PT-FG Atts	10 vs. Butler, 12/2/15
4 vs. Brown, 11/11/16	3PT-FG Made	5 vs. Saint Joseph's, 3/18/16
9 vs. Rhode Island, 11/19/16	FT Atts	9 vs. Rhode Island, 11/19/16
7, 2x (last vs. Rhode Island, 11/19/16)	FT Made	7, 2x (last vs. Rhode Island, 11/19/16)
6 vs. Rhode Island, 11/19/16	Rebs	9 vs. Saint Joseph's, 3/18/16
3, 3x (last vs. Samford, 11/23/16)	Assts	4, 4x (last at Tulsa, 1/18/16)
3 vs. Albany, 11/14/16	Stls	3, 2x (last vs. Albany, 11/14/16)
1, 3x (last vs. Samford, 11/23/16)	Blks	3, 2x (last at UConn, 1/18/16)
37 vs. Rhode Island, 11/19/16	Mins	40, 2x (last at Houston, 3/3/16)

#3 - JUSTIN JENIFER

2016-17 SEASON		CAREER
6, 2x (last vs. Albany, 11/14/16)	Pts	11 vs. Robert Morris, 11/15/15
5 vs. Albany, 11/14/16	FG Atts	6, 4x (last vs. Tulane, 1/24/16)
2, 2x (last vs. Albany, 11/14/16)	FG Made	3, 3x (last vs. Ark.-Pine Bluff, 11/22/15)
3 vs. Brown, 11/11/16	3PT-FG Atts	4, 2x (last vs. Tulane, 1/24/16)
1, 4x (last vs. Penn State, 11/20/16)	3PT-FG Made	2 vs. Ark.-Pine Bluff, 11/22/15
2, 2x (last vs. Samford, 11/23/16)	FT Atts	6 vs. Robert Morris, 11/15/15
1, 2x (last vs. Albany, 11/14/16)	FT Made	6 vs. Robert Morris, 11/15/15
5 vs. Brown, 11/11/16	Rebs	5 vs. Brown, 11/11/16
5 vs. Albany, 11/14/16	Assts	9 vs. Robert Morris, 11/15/15
3 vs. Albany, 11/14/16	Stls	3, 2x (last vs. USF, 2/4/16)
0	Blks	0
27 vs. Brown, 11/11/16	Mins	27 vs. Brown, 11/11/16

#10 - TROY CAUPAIN

2016-17 SEASON		CAREER
12, 2x (last vs. Penn State, 11/20/16)	Pts	37 vs. UConn, 3/11/16
15 vs. Rhode Island, 11/19/16	FG Atts	30 vs. UConn, 3/11/16
5 vs. Penn State, 11/20/16	FG Made	11 vs. UConn, 3/11/16
5, 2x (last vs. Penn State, 11/20/16)	3PT-FG Atts	9, 2x (last vs. UConn, 3/11/16)
2 vs. Rhode Island, 11/19/16	3PT-FG Made	4, 5x (last vs. UConn, 3/11/16)
3 vs. Rhode Island, 11/19/16	FT Atts	12 vs. UConn, 3/11/16
2, 2x (last vs. Rhode Island, 11/19/16)	FT Made	11 vs. UConn, 3/11/16
7 vs. Brown, 11/11/16	Rebs	10 vs. UConn, 3/11/16
6 vs. Brown, 11/11/16	Assts	10 vs. USF, 2/4/16
4 vs. Albany, 11/14/16	Stls	5, 2x (last at UCF, 2/9/16)
2 vs. Samford, 11/23/16	Blks	2, 3x (last vs. Samford, 11/23/16)
38 vs. Rhode Island, 11/19/16	Mins	56 vs. UConn, 3/11/16

#11 - GARY CLARK

2016-17 SEASON		CAREER
14 vs. Brown, 11/11/16	Pts	21 vs. Western Carolina, 11/13/15
9 vs. Brown, 11/11/16	FG Atts	14 at Tulsa, 2/18/16
7 vs. Brown, 11/11/16	FG Made	9, 2x (last vs. Norfolk State, 12/15/15)
2 vs. Samford, 11/23/16	3PT-FG Atts	4 at Tulsa, 2/18/16
1 vs. Penn State, 11/20/16	3PT-FG Made	2, 2x (last at Tulsa, 2/18/16)
10 vs. Samford, 11/23/16	FT Atts	10 vs. Samford, 11/23/16
5 vs. Samford, 11/23/16	FT Made	7, 2x (last vs. SMU, 3/6/16)
9 vs. Brown, 11/11/16	Rebs	16 vs. East Carolina, 1/6/15
4 vs. Brown, 11/11/16	Assts	6 vs. Houston, 1/13/16
3, 2x (last vs. Penn State, 11/20/16)	Stls	5 at SMU, 1/7/16
3 vs. Rhode Island, 11/19/16	Blks	4, 6x (last at UCF, 2/9/16)
36 vs. Rhode Island, 11/19/16	Mins	48 vs. UConn, 3/11/16

#13 - TRE SCOTT

2016-17 SEASON		CAREER
10 vs. Penn State, 11/20/16	Pts	10 vs. Penn State, 11/20/16
6 vs. Penn State, 11/20/16	FG Atts	6 vs. Penn State, 11/20/16
5 vs. Penn State, 11/20/16	FG Made	5 vs. Penn State, 11/20/16
0	3PT-FG Atts	0
0	3PT-FG Made	0
3 vs. Brown (11/11/16)	FT Atts	3 vs. Brown (11/11/16)
2 vs. Brown (11/11/16)	FT Made	2 vs. Brown (11/11/16)
3, 2x (last vs. Penn State, 11/20/16)	Rebs	3, 2x (last vs. Penn State, 11/20/16)
1 vs. Penn State, 11/20/16	Assts	1 vs. Penn State, 11/20/16
0	Stls	0
1, 3x (last vs. Penn State, 11/20/16)	Blks	1, 3x (last vs. Penn State, 11/20/16)
10 vs. Penn State, 11/20/16	Mins	10 vs. Penn State, 11/20/16

#14 - JACKSON BART

2016-17 SEASON		CAREER
0	Pts	0
0	FG Atts	0
0	FG Made	0
0	3PT-FG Atts	0
0	3PT-FG Made	0
0	FT Atts	0
0	FT Made	0
0	Rebs	0
0	Assts	0
0	Stls	0
0	Blks	0
0	Mins	0

#24 - KYLE WASHINGTON

2016-17 SEASON		CAREER (• SET AT NC STATE)
23 vs. Rhode Island, 11/19/16	Pts	23 vs. Rhode Island, 11/19/16
16 vs. Penn State, 11/20/16	FG Atts	16 vs. Penn State, 11/20/16
8, 2x (last vs. Samford, 11/23/16)	FG Made	8, 4x (last vs. Samford, 11/23/16)
3 vs. Rhode Island, 11/19/16	3PT-FG Atts	3, 2x (last vs. Rhode Island, 11/19/16)
2 vs. Rhode Island, 11/19/16	3PT-FG Made	2 vs. Rhode Island, 11/19/16
6 vs. Rhode Island, 11/19/16	FT Atts	9 vs. Miami, 3/13/14•
5 vs. Rhode Island, 11/19/16	FT Made	7 vs. Miami, 3/13/14•
17 vs. Penn State, 11/20/16	Rebs	17 vs. Penn State, 11/20/16
5 vs. Brown, 11/11/16	Assts	5 vs. Brown, 11/11/16
0	Stls	2, at Clemson, 2/18/14 •
4 vs. Rhode Island, 11/19/16	Blks	4, 5x (last vs. Rhode Island, 11/19/16)
37 vs. Rhode Island, 11/19/16	Mins	37 vs. Rhode Island, 11/19/16

#25 - KEVIN JOHNSON

2016-17 SEASON		CAREER
10 vs. Samford, 11/23/16	Pts	15, 2x (last vs. Houston, 1/13/16)
12 vs. Samford, 11/23/16	FG Atts	14 vs. Robert Morris, 11/15/15
4 vs. Samford, 11/23/16	FG Made	5, 6x (last vs. East Carolina, 2/13/16)
8 vs. Samford, 11/23/16	3PT-FG Atts	9, 2x (last vs. Houston, 1/13/16)
2 vs. Samford, 11/23/16	3PT-FG Made	4, 4x 2x (last vs. Houston, 1/13/16)
2 vs. Penn State, 11/20/16	FT Atts	6, 2x (last vs. Memphis, 3/8/15)
0	FT Made	5 vs. Chicago State, 12/23/13
4 vs. Albany, 11/14/16	Rebs	6 at Temple, 1/16/16
2 vs. Samford, 11/23/16	Assts	4, 2x (last at UConn, 1/28/16)
3 vs. Samford, 11/23/16	Stls	4 vs. Wagner, 12/23/14
1 vs. Brown, 11/11/16	Blks	2 vs. Stony Brook, 12/2/14
35 vs. Samford, 11/23/16	Mins	36, 2x (last at East Carolina, 2/27/16)

#33 - NYSIER BROOKS

2016-17 SEASON		CAREER
10 vs. Samford, 11/23/16	Pts	10 vs. Samford, 11/23/16
5 vs. Samford, 11/23/16	FG Atts	5 vs. Samford, 11/23/16
4 vs. Samford, 11/23/16	FG Made	4 vs. Samford, 11/23/16
0	3PT-FG Atts	0
0	3PT-FG Made	0
3 vs. Samford, 11/23/16	FT Atts	3 vs. Samford, 11/23/16
2 vs. Samford, 11/23/16	FT Made	2 vs. Samford, 11/23/16
4 vs. Samford, 11/23/16	Rebs	4 vs. Samford, 11/23/16
1 vs. Albany, 11/14/16	Assts	1 vs. Albany, 11/14/16
1, 2x (last vs. Samford, 11/23/16)	Stls	1, 2x (last vs. Samford, 11/23/16)
3 vs. Samford, 11/23/16	Blks	3 vs. Samford, 11/23/16
15 vs. Samford, 11/23/16	Mins	15 vs. Samford, 11/23/16

#34 - JARRON CUMBERLAND

2016-17 SEASON		CAREER
11 vs. Albany, 11/14/16	Pts	11 vs. Albany, 11/14/16
6 vs. Albany, 11/14/16	FG Atts	6 vs. Albany, 11/14/16
4 vs. Albany, 11/14/16	FG Made	4 vs. Albany, 11/14/16
4 vs. Albany, 11/14/16	3PT-FG Atts	4 vs. Albany, 11/14/16
2 vs. Albany, 11/14/16	3PT-FG Made	2 vs. Albany, 11/14/16
3 vs. Brown, 11/11/16	FT Atts	3 vs. Brown, 11/11/16
1, 3x (vs. Penn State, 11/20/16)	FT Made	1, 3x (vs. Penn State, 11/20/16)
2, 3x (last vs. Samford, 11/23/16)	Rebs	2, 3x (last vs. Samford, 11/23/16)
3 vs. Penn State, 11/20/16	Assts	3 vs. Penn State, 11/20/16
2 vs. Brown, 11/11/16	Stls	2 vs. Brown, 11/11/16
1 vs. Brown, 11/11/16	Blks	1 vs. Brown, 11/11/16
19 vs. Albany, 11/14/16	Mins	19 vs. Albany, 11/14/16

#45 - ZACK TOBLER

2016-17 SEASON		CAREER
1 vs. Brown, 11/11/16	Pts	5 vs. Ark.-Pine Bluff, 11/22/15
2 vs. Brown, 11/11/16	FG Atts	2 vs. Tulane, 1/24/16
0	FG Made	1, 3x (last vs. Tulane, 1/24/16)
1 vs. Brown, 11/11/16	3PT-FG Atts	1, 4x (last vs. Brown, 11/11/16)
0	3PT-FG Made	0
2 vs. Brown, 11/11/16	FT Atts	6 vs. Ark.-Pine Bluff, 11/22/15
1 vs. Brown, 11/11/16	FT Made	5 vs. Ark.-Pine Bluff, 11/22/15
1, 2x (last vs. Albany, 11/14/16)	Rebs	2 vs. Ark.-Pine Bluff, 11/22/15
0	Assts	1 vs. Robert Morris, 11/15/15
1 vs. Brown, 11/11/16	Stls	1 vs. Brown, 11/11/16
0	Blks	0
2 vs. Brown, 11/11/16	Mins	6 vs. Tulane, 1/24/16



#0 QUADRI MOORE

FORWARD • 6-8 • 230 • JUNIOR • 2L • LINDEN, N.J. (LINDEN HIGH SCHOOL)

MOMENTS

- » Contributed six points in eight minutes before injuring his ankle against Saint Joseph's in the first round of the NCAA Tournament (3/18/16)
- » Scored a season-high 10 points, making all six attempts from the free-throw line against Wagner (12/23/14)
- » Connected on a trio of threes in tallying nine points against Saint Francis (11/14/14)

2016-17 (Junior): Scored six points, grabbed a team-high five rebounds and tied a career high with eight field goal attempts against Albany (11/14).

2015-16 Season (Sophomore): Played in 26 games as a reserve, averaging 2.3 points and 1.3 rebounds in 7.3 minutes ... Shot 68.4 percent (13 of 19) from the free throw line on the season ... scored a season high 10 points on 5-of-7 shooting from the field against Robert Morris (11/15) ... tallied 10 points and eight rebounds against Arkansas-Pine Bluff (11/22) ... made a pair of threes and posted eight points against Tulsa (1/2) ... registered six points on 3-of-4 shooting in eight minutes against Saint Joseph's (3/18) in the first round of the NCAA Tournament.

2014-15 Season (Freshman): Played in 26 games as a reserve, averaging 2.2 points and 1.1 rebounds in 8.2 minutes ... shot 73.3 percent (11 of 15) from the free throw line for the season ... scored six or more points in six games on the year ... posted a season-high 10 points, going 6 of 6 from the free throw line with two blocks and two steals against Wagner (12/23) ... netted nine points with a pair of three-pointers against Stony Brook (12/2) ... had nine points on 4-of-8 shooting from the field against Saint Francis (11/14) in the season opener ... tallied six points and two rebounds in seven minutes at UConn (1/10).

Prior to Cincinnati: Averaged 16.3 points, 6.9 rebounds and 1.1 blocks as a senior while helping lead Linden to the 2014 Group 4A state title and NJSIAA Tournament of Champions semifinals ... named 2014 First Team All-State and Union County Player of the Year by the New Jersey Star Ledger ... tallied 22 points, 21 rebounds and five blocks in the Group 4A state title championship game against Trenton ... averaged 14.6 points, 5.7 rebounds and 1.1 blocks while making 19 three-pointers as a junior... tabbed a three-start prospect and ranked among the nation's top 150 players by Rivals, Scout and ESPN.

Personal: Born Nov. 22, 1994 in Linden, New Jersey ... Son of Karine Marable and Zahir Moore ... Has one brother, Zahir Jr. ... right-handed ... first name pronounced "QUAD-ree."

SEASON & CAREER STATISTICS

2016-17 SEASON

		CAREER
6 vs. Albany, 11/14/16	Pts 10, 3x (last vs. Ark.-Pine Bluff, 11/22/15)	
8 vs. Albany, 11/14/16	FG Atts 8, 2x (last vs. Albany, 11/14/16)	
3 vs. Albany, 11/14/16	FG Made 5 vs. Robert Morris, 11/15/15	
1 vs. Albany, 11/14/16	3PT-FG Atts 3, 2x (last vs. Tulsa, 1/2/16)	
0	3PT-FG Made 2, 2x (last vs. Tulsa, 1/2/16)	
0	FT Atts 8 vs. Ark.-Pine Bluff, 11/22/15	
0	FT Made 6, 2x (last vs. Ark.-Pine Bluff, 11/22/15)	
5 vs. Albany, 11/14/16	Rebs 8 vs. Ark.-Pine Bluff, 11/22/15	
0	Assts 2 vs. Stony Brook, 12/2/14	
0	Stls 3 vs. Ark.-Pine Bluff, 11/22/15	
0	Blks 2 vs. Wagner, 12/23/14	
14 vs. Albany, 11/14/16	Mins 18, 2x (last at SMU, 1/7/16)	

MISCELLANEOUS STATISTICS

CATEGORY	2014-15	2015-16	2016-17	CAREER
Double-Figure Scoring Games	1	2	0	3
Double-Figure Rebounding Games	0	0	0	0
Double-Double Games	0	0	0	0
20-Point Scoring Games	0	0	0	0
Games Led UC in Scoring	0	0	0	0
Games Led UC in Rebounding	0	1	1	2
Games Led UC in Assists	0	0	0	0
Games With 3+ Assists	0	0	0	0
Games With 3+ Blocks	0	0	0	0
Games With 3+ Steals	0	1	0	1
Games With 3+ Three-Pointers	0	0	0	0


GAME-BY-GAME STATISTICS

2016-17 (JUNIOR SEASON)

Opponent	Date	gs	min	Total		3-Pointers		Free throws		Rebounds		pf	a	to	blk	stl	pts	avg	
				fg-fga	pct	3fg-fga	pct	ft-fa	pct	off	def								tot
BROWN	11/11/16	9	2-2	1.000	0-0	.000	0-0	.000	1	0	1	1.0	4	0	1	0	4	4.0	
ALBANY	11/14/16	14	3-8	.375	0-1	.000	0-0	.000	3	2	5	3.0	2	0	4	0	6	5.0	
vs Penn State	11/20/16	6	1-1	1.000	0-0	.000	0-0	.000	0	0	0	2.0	1	0	0	0	2	4.0	
Totals		0	29	6-11	.545	0-1	.000	0-0	.000	4	2	6	2.0	7	0	5	0	12	4.0

CAREER STATISTICS

			Total		3-Point		F-Throws		Rebounds											Scoring	
Season	gp-gs	min/avg	fg-fga	pct	fg-fga	pct	ft-fa	pct	off	def	tot	avg	pf	fo	ast	to	blk	stl	pts	avg	
2014-15	26-0	213/8.2	21-56	.375	4-14	.286	11-15	.733	6	22	28	1.1	26	1	6	19	4	7	57	2.2	
2015-16	26-0	190/7.3	21-54	.389	4-12	.333	13-19	.684	13	21	34	1.3	21	0	2	18	2	8	59	2.3	
2016-17	3-0	29/9.7	6-11	.545	0-1	.000	0-0	.000	4	2	6	2.0	7	0	0	5	0	0	12	4.0	
TOTAL	55-0	432/7.9	48-121	.397	8-27	.296	24-34	.706	23	45	68	1.2	54	1	8	42	6	15	128	2.3	



#0 QUADRI MOORE

FORWARD • 6-8 • 230 • JUNIOR • 2L • LINDEN, N.J. (LINDEN HIGH SCHOOL)

GAME-BY-GAME STATISTICS

2015-16 (SOPHOMORE SEASON)

Opponent	Date	gs	min	Total		3-Pointers		Free throws		Rebounds			pf	a	t/o	blk	stl	pts	avg	
				fg-fa	pct	3fg-ft	pct	ft-fa	pct	off	def	tot								avg
WESTERN CAROLINA	11/13/15	9	0-0	.000	0-0	.000	0-0	.000	1	0	1	1.0	0	1	2	0	0	0	0.0	
ROBERT MORRIS	11/15/15	14	5-7	.714	0-1	.000	0-0	.000	2	2	4	2.5	1	0	2	0	1	10	5.0	
at Bowling Green	11/18/15	13	1-2	.500	0-1	.000	1-2	.500	0	1	1	2.0	1	0	0	1	0	3	4.3	
ARKANSAS-PINE BLUFF	11/22/15	14	2-5	.400	0-0	.000	6-8	.750	4	4	8	3.5	2	0	3	0	3	10	5.8	
SE LOUISIANA	11/24/15	6	0-2	.000	0-1	.000	0-0	.000	0	0	0	2.8	0	0	0	0	0	0	4.6	
vs Nebraska	11/27/15	4	1-1	1.000	0-0	.000	0-0	.000	0	0	0	2.3	0	0	0	0	1	2	4.2	
vs George Washington	11/28/15	8	1-2	.500	0-0	.000	0-0	.000	0	0	0	2.0	0	0	0	1	0	2	3.9	
MORGAN STATE	12/6/15	9	1-4	.250	0-0	.000	0-0	.000	2	2	4	2.3	1	1	1	0	0	2	3.6	
NORFOLK STATE	12/15/15	6	1-3	.333	0-0	.000	1-2	.500	0	0	0	2.0	0	0	2	0	1	3	3.6	
at VCU	12/19/15	7	1-4	.250	0-1	.000	0-1	.000	0	1	1	1.9	2	0	0	0	0	2	3.4	
TEMPLE	12/29/15	1	0-1	.000	0-0	.000	0-0	.000	0	0	0	1.7	0	0	0	0	0	0	3.1	
TULSA	1/2/16	14	2-5	.400	2-3	.667	2-2	1.000	0	1	1	1.7	2	0	2	0	0	8	3.5	
at SMU	01/07/16	18	0-3	.000	0-1	.000	0-0	.000	1	3	4	1.8	3	0	1	0	1	0	3.2	
at USF	1/10/16	7	0-2	.000	0-0	.000	2-2	1.000	1	0	1	1.8	0	0	0	0	0	2	3.1	
HOUSTON	1/13/16	3	0-0	.000	0-0	.000	0-0	.000	0	1	1	1.7	0	0	0	0	0	0	2.9	
at Temple	01/16/16	5	0-0	.000	0-0	.000	0-0	.000	0	1	1	1.7	1	0	0	0	0	0	2.8	
MEMPHIS	01/21/16	4	0-1	.000	0-0	.000	0-0	.000	0	0	0	1.6	0	0	1	0	0	0	2.6	
TULANE	01/24/16	17	1-4	.250	1-2	.500	1-2	.500	1	3	4	1.7	3	0	1	1	1	4	2.7	
at UCONN	1/28/16	2	0-0	.000	0-0	.000	0-0	.000	0	0	0	1.6	1	0	0	0	0	0	2.5	
at Memphis	2/6/16	4	0-0	.000	0-0	.000	0-0	.000	0	0	0	1.6	0	0	1	0	0	0	2.4	
at UCF	2/9/16	1	1-1	1.000	1-1	1.000	0-0	.000	0	0	0	1.5	1	0	0	0	0	3	2.4	
EAST CAROLINA	2/13/16	3	0-0	.000	0-0	.000	0-0	.000	0	0	0	1.4	0	0	1	0	0	0	2.3	
UCONN	2/20/16	3	0-0	.000	0-0	.000	0-0	.000	0	0	0	1.3	0	0	0	0	0	0	2.2	
at East Carolina	2/27/16	8	1-3	.333	0-0	.000	0-0	.000	1	2	3	1.4	0	0	0	0	0	2	2.2	
at Houston	3/3/16	2	0-0	.000	0-0	.000	0-0	.000	0	0	0	1.4	1	0	0	0	0	0	2.1	
vs Saint Joseph's	3/18/16	8	3-4	.750	0-1	.000	0-0	.000	0	0	0	1.3	2	0	0	0	0	6	2.3	
Totals		0	190	21-54	.389	4-12	.333	13-19	.684	13	21	34	1.3	21	2	18	2	8	59	2.3

2014-15 (FRESHMAN SEASON)

Opponent	Date	gs	min	Total		3-Pointers		Free throws		Rebounds			pf	a	t/o	blk	stl	pts	avg	
				fg	pct	3fg	pct	ft	pct	off	def	tot								
Saint Francis	11/14/14	17	4-8	500	1-3	.333	0-0	.000	0	2	2	2.0	1	0	2	0	2	9	9.0	
Morehead State	11/19/14	16	0-1	.000	0-0	.000	1-2	.500	0	1	1	1.5	2	0	1	0	0	1	5.0	
Eastern Illinois	11/23/14	13	0-1	.000	0-0	.000	1-2	.500	0	2	2	1.7	1	1	2	0	0	1	3.7	
N.C. Central	11/25/14	6	0-2	.000	0-0	.000	0-0	.000	0	1	1	1.5	0	0	0	0	0	1	0	
vs Middle Tennessee	11/28/14	8	1-2	.500	0-0	.000	0-0	.000	0	0	1	1.4	5	0	0	0	0	2	2.6	
vs Ole Miss	11/29/14	12	2-6	333	0-1	.000	2-2	1.000	0	1	1	1.3	2	0	0	0	0	6	3.2	
Stony Brook	12/02/14	17	3-4	750	2-2	1.000	1-2	.500	0	1	1	1.3	0	2	2	0	1	9	4.0	
at Nebraska	12/13/14	9	1-2	.500	0-1	.000	0-0	.000	1	0	1	1.3	0	0	0	0	1	2	3.8	
San Diego State	12/17/14	4	0-2	.000	0-1	.000	0-0	.000	0	0	0	1.1	1	0	0	0	0	0	3.3	
VCU	12/20/14	2	0-0	.000	0-0	.000	0-0	.000	0	1	1	1.1	0	0	0	0	0	0	3.0	
Wagner	12/23/14	18	2-5	400	0-1	.000	6-6	1.000	0	1	1	1.1	0	0	0	2	2	10	3.6	
at NC State	12-30-14	4	0-1	.000	0-1	.000	0-0	.000	0	2	2	1.2	0	0	0	1	0	0	3.3	
East Carolina	01/06/15	8	0-0	.000	0-0	.000	0-0	.000	0	1	1	1.2	4	0	1	0	0	0	3.1	
at UConn	1/10/15	7	3-4	750	0-1	.000	0-0	.000	2	0	2	1.2	0	0	0	0	0	6	3.3	
at Memphis	1/15/15	14	0-0	.000	0-0	.000	0-0	.000	1	2	3	1.3	0	0	3	1	0	0	3.1	
Temple	01/17/15	11	1-2	500	0-0	.000	0-0	.000	0	2	2	1.4	2	1	2	0	0	2	3.0	
Houston	01/21/15	2	0-0	.000	0-0	.000	0-0	.000	0	0	0	1.3	0	0	0	0	0	0	2.8	
at UCF	01/25/15	7	1-5	200	1-2	.500	0-0	.000	1	1	2	1.3	0	0	1	0	0	3	2.8	
UConn	01/29/15	11	0-2	.000	0-0	.000	0-0	.000	0	1	1	1.3	0	0	0	1	0	0	2.7	
at SMU	02/05/15	2	0-0	.000	0-0	.000	0-0	.000	0	0	0	1.3	2	0	1	0	0	0	2.6	
USF	02/07/15	9	0-1	.000	0-0	.000	0-0	.000	0	0	0	1.2	0	1	2	0	0	0	2.4	
UCF	02/25/15	5	3-5	600	0-0	.000	0-0	.000	1	2	3	1.3	1	0	1	0	0	6	2.6	
at Tulane	02/28/15	4	0-2	.000	0-0	.000	0-1	.000	0	0	0	1.2	3	1	0	0	0	0	2.5	
Memphis	03/08/15	2	0-0	.000	0-0	.000	0-0	.000	0	0	0	1.2	1	0	0	0	0	0	2.4	
vs UConn	3/13/15	2	0-0	.000	0-0	.000	0-0	.000	0	0	0	1.1	0	0	0	0	0	0	2.3	
vs Kentucky	3/21/15	3	0-1	.000	0-1	.000	0-0	.000	0	0	0	1.1	1	0	0	0	0	0	2.2	
Totals		0	213	21-56	.375	4-14	.286	11-15	.733	6	22	28	1.1	26	6	19	4	7	57	2.2



#1 JACOB EVANS III

GUARD/FORWARD • 6-6 • 210 • SOPHOMORE • 1L • BATON ROUGE, LA. (ST. MICHAEL THE ARCHANGEL)

CONFERENCE AWARDS

- » Weekly Honor Roll (11/14/16)
- » Rookie of the Week 2X: (12/28/15, 2/29/16)

OTHER HONORS

- » Jerry West Top Shooting Guard Preseason Watch List (2016-17)

MOMENTS

- » Scored the most points by a UC freshman in an NCAA Tournament game, posting a career-high 26 points with five threes and nine rebounds against Saint Joseph's in the first round of the NCAA Tournament (3/18/16)
- » It marked the most points scored by a UC player in an NCAA Tournament game since Leonard Stokes poured in 39 points in a double-overtime loss to UCLA (3/17/02)
- » Poured in a season-high 25 points on 8-of-12 shooting against No. 21 Rhode Island (11/19/16).

2016-17 Season (Sophomore): Poured in a season-high 25 points on 8-of-12 shooting with six rebounds against No. 21 Rhode Island (11/19) ... named to AAC Weekly Honor Roll after scoring a game-high 23 points on 9-of-12 shooting with four threes against Brown (11/11).

2015-16 Season (Freshman): Poured in a career-high 26 points on 10-of-20 shooting with five three-pointers and a career-high rebounds against Saint Joseph's (3/18) in the first round of the NCAA Tournament ... named The American's Rookie of the Week after scoring a career-high 18 points on 7-of-12 shooting with four threes and seven rebounds in 40 minutes at East Carolina (2/27) ... tallied a game-high 13 points with a trio of threes against UConn (2/20) ... scored 10 points with a pair of threes against East Carolina (2/13) ... logged a season-high 38 minutes in UC's double-overtime loss at Temple (1/16), posting eight points, eight rebounds and four assists ... named The American's Rookie of the Week after registering 14 points and five rebounds against No. 11 Iowa State (12/22) ... tallied nine points and a season-high eight rebounds and three blocks at VCU (12/19) ... scored a season-high 16 points with four threes and four assists against Butler (12/2) ... tied for game-high honors with 15 points on 4-of-8 shooting with a trio of threes to go with six rebounds against SE Louisiana (11/24) ... posted 10 points and a pair of three-pointers with three rebounds at Bowling Green (11/18) ... had 10 points with seven rebounds, three steals and two assists against Robert Morris (11/15) ... contributed seven points, five rebounds and three assists in 22 minutes in collegiate debut (11/13).

Prior to Cincinnati: Named to the 2014-15 Louisiana Sports Writers Association's Class 4A All-State First Team ... tabbed the 2014-15 All-Baton Rouge Area Large Schools' Player of the Year by the New Orleans Times-Picayune ... selected a Gatorade Player of the Year nominee, McDonald's All-American nominee and Louisiana Mr. Basketball nominee ... named a two-time most valuable player at the Grady Hornsby Classic ... tabbed most valuable player for Class 4A-District 6 as a senior ... chosen First-Team All-District as a sophomore, junior and senior ... tallied more than 2,000 points and 1,000 rebound during high school career ... helped lead St. Michael's the Archangel to a 29-4 overall record and its first appearance in the Louisiana Class 4A state championship semifinals as a senior, averaging 24.9 points, 9.0 rebounds and 4.8 assists ... helped the Warriors to a 27-7 record while averaging 17.5 points, 7.2 rebounds, 4.1 assists and 3.5 steals as a junior ... tabbed a consensus four-star prospect, he performed well in 2014 summer AAU events - the Pangos All-American Camp and the Fab 48 Tournament in Las Vegas - to earn the distinction of being one of the nation's fastest rising prospects ... listed as a Top 100 prospect according to ESPN, Rivals.com and Scout.com and ranked second in the Times-Picayune Terrific 20 Class of 2015 ... coached in high school by Drew Hart.



PLAYER OF THE YEAR WATCH LIST

SEASON & CAREER STATISTICS

2016-17 SEASON

		CAREER
25 vs. Rhode Island, 11/19/16	Pts	26 vs. Saint Joseph's, 3/18/16
12, 2x (last vs. Rhode Island, 11/19/16)	FG Atts	20 vs. Saint Joseph's, 3/18/16
9 vs. Brown, 11/11/16	FG Made	10 vs. Saint Joseph's, 3/18/16
7 vs. Albany, 11/14/16	3PT-FG Atts	10 vs. Butler, 12/2/15
4 vs. Brown, 11/11/16	3PT-FG Made	5 vs. Saint Joseph's, 3/18/16
9 vs. Rhode Island, 11/19/16	FT Atts	9 vs. Rhode Island, 11/19/16
7, 2x (last vs. Rhode Island, 11/19/16)	FT Made	7, 2x (last vs. Rhode Island, 11/19/16)
6 vs. Rhode Island, 11/19/16	Rebs	9 vs. Saint Joseph's, 3/18/16
3, 3x (last vs. Samford, 11/23/16)	Assts	4, 4x (last at Tulsa, 1/18/16)
3 vs. Albany, 11/14/16	Stls	3, 2x (last vs. Albany, 11/14/16)
1, 3x (last vs. Samford, 11/23/16)	Blks	3, 2x (last at UConn, 1/18/16)
37 vs. Rhode Island, 11/19/16	Mins	40, 2x (last at Houston, 3/3/16)

MISCELLANEOUS STATISTICS

CATEGORY	2015-16	2016-17	CAREER
Double-Figure Scoring Games	12	5	17
Double-Figure Rebounding Games	0	0	0
Double-Double Games	0	0	0
20-Point Scoring Games	1	2	3
Games Led UC in Scoring	5	3	8
Games Led UC in Rebounding	2	0	2
Games Led UC in Assists	2	0	2
Games With 3+ Assists	7	3	10
Games With 3+ Blocks	2	0	2
Games With 3+ Steals	1	1	2
Games With 3+ Three-Pointers	6	1	7

Personal: Born June 18, 1997 in Jacksonville, North Carolina ... son of Theresa Chatman-Evans and Jerry Evans ... mother played point guard at Grambling ... has two brothers, Demarquis and Devin Chatman ... right-handed.

CAREER STATISTICS

			Total		3-Point		F-Throws		Rebounds											Scoring	
Season	gp-gs	min/avg	fg-fga	pct	fg-fga	pct	ft-fga	pct	off	def	tot	avg	pf	fo	ast	to	blk	stl	pts	avg	
2015-16	33-8	806/24.4	94-253	.372	45-135	.333	45-56	.804	36	99	135	4.1	61	2	54	25	27	27	278	8.4	
2016-17	5-5	161/32.2	31-53	.585	11-25	.440	20-24	.833	10	14	24	4.8	14	0	9	11	3	8	93	18.6	
TOTAL	38-13	967/25.4	125-306	.408	56-160	.350	65-80	.813	46	113	159	4.2	75	2	63	36	30	35	371	9.8	



#1 JACOB EVANS III

GUARD/FORWARD • 6-6 • 210 • SOPHOMORE • 1L • BATON ROUGE, LA. (ST. MICHAEL THE ARCHANGEL)

GAME-BY-GAME STATISTICS

2016-17 (SOPHOMORE SEASON)

Opponent	Date	gs	min	Total		3-Pointers		Free throws		Rebounds				pf	a	t/o	blk	stl	pts	avg	
				fg	fga	pct	3fg	3fga	pct	ft	fta	pct	off								def
BROWN	11/11/16	*	32	9-12	750	4-6	.667	1-2	500	1	2	3	3.0	2	3	1	1	1	23	23.0	
ALBANY	11/14/16	*	30	5-11	.455	2-7	.286	7-8	.875	1	2	3	3.0	4	3	1	1	3	19	21.0	
vs Rhode Island	11/19/16	*	37	8-12	.667	2-5	.400	7-9	.778	4	2	6	4.0	3	0	4	0	0	25	22.3	
vs Penn State	11/20/16	*	29	5-7	.714	2-4	.500	2-2	1.000	2	3	5	4.3	2	0	3	0	2	14	20.3	
SAMFORD	11/23/16	*	33	4-11	.364	1-3	.333	3-3	1.000	2	5	7	4.8	3	3	2	1	2	12	18.6	
Totals			5	161	31-53	.585	11-25	.440	20-24	.833	10	14	24	4.8	14	9	11	3	8	93	18.6

2015-16 (FRESHMAN SEASON)

Opponent	Date	gs	min	Total		3-Pointers		Free throws		Rebounds				pf	a	t/o	blk	stl	pts	avg
				fg	fga	pct	3fg	3fga	pct	ft	fta	pct	off	def	tot	avg				
WESTERN CAROLINA	11/13/15		22	2-7	.286	1-3	.333	2-2	1.000	1	4	5	5.0	1	3	0	1	1	7	7.0
ROBERT MORRIS	11/15/15		22	3-8	.375	2-4	.500	2-2	1.000	3	4	7	6.0	1	2	0	0	3	10	8.5
at Bowling Green	11/18/15		21	3-7	.429	2-3	.667	2-2	1.000	2	1	3	5.0	0	1	0	2	2	10	9.0
ARKANSAS-PINE BLUFF	11/22/15		23	1-7	.143	0-4	.000	4-6	.667	0	4	4	4.8	0	0	0	1	1	6	8.3
SE LOUISIANA	11/24/15		21	4-8	.500	3-6	.500	4-4	1.000	1	5	6	5.0	1	1	2	0	0	15	9.6
vs Nebraska	11/27/15		19	1-3	.333	0-2	.000	2-2	1.000	0	7	7	5.3	1	4	1	0	0	4	8.7
vs George Washington	11/28/15		15	1-5	.200	1-2	.500	0-0	.000	1	1	2	4.9	1	1	3	1	0	3	7.9
BUTLER	12/2/15		29	6-13	.462	4-10	.400	0-0	.000	0	4	4	4.8	2	4	0	0	0	16	8.9
MORGAN STATE	12/6/15		2	0-0	.000	0-0	.000	0-0	.000	0	0	0	4.2	0	0	0	0	0	0	7.9
at Xavier	12/12/15		18	2-5	.400	0-2	.000	0-0	.000	1	1	2	4.0	1	1	1	2	0	4	7.5
NORFOLK STATE	12/15/15		16	2-6	.333	1-2	.500	6-6	1.000	2	0	2	3.8	1	1	0	0	1	11	7.8
at VCU	12/19/15		29	2-7	.286	1-4	.250	4-4	1.000	3	5	8	4.2	2	0	2	3	1	9	7.9
IOWA STATE	12/22/15		26	4-8	.500	2-5	.400	4-4	1.000	2	3	5	4.2	3	2	0	2	1	14	8.4
TEMPLE	12/29/15	*	24	2-4	.500	1-2	.500	2-2	1.000	3	2	5	4.3	0	2	1	0	0	7	8.3
TULSA	1/2/16		16	1-3	.333	0-2	.000	0-0	.000	0	3	3	4.2	4	2	1	1	1	2	7.9
at SMU	01/07/16		29	2-6	.333	0-2	.000	0-0	.000	1	4	5	4.3	3	3	0	1	0	4	7.6
at USF	1/10/16		12	1-6	.167	0-2	.000	0-0	.000	1	2	3	4.2	0	1	1	0	1	2	7.3
HOUSTON	1/13/16		13	2-6	.333	1-4	.250	0-0	.000	0	0	0	3.9	5	2	0	1	0	5	7.2
at Temple	01/16/16		38	4-10	.400	0-3	.000	0-0	.000	1	7	8	4.2	2	4	2	0	1	8	7.2
MEMPHIS	01/21/16		20	1-4	.250	0-2	.000	0-0	.000	0	2	2	4.1	1	1	0	0	1	2	7.0
TULANE	01/24/16		24	2-5	.400	1-3	.333	0-0	.000	3	4	7	4.2	2	3	0	1	2	5	6.9
at UCONN	1/28/16		23	3-7	.429	1-2	.500	0-0	.000	1	4	5	4.2	2	2	0	3	1	7	6.9
USF	02/04/16		24	3-8	.375	2-6	.333	3-4	.750	0	2	2	4.1	2	2	0	1	1	11	7.0
at Memphis	2/6/16		29	1-9	.111	0-3	.000	5-6	.833	2	1	3	4.1	2	1	0	1	1	7	7.0
at UCF	2/9/16	*	13	2-4	.500	2-2	1.000	0-0	.000	1	2	3	4.0	3	0	1	0	0	6	7.0
EAST CAROLINA	2/13/16	*	25	4-10	.400	2-6	.333	0-0	.000	1	2	3	4.0	4	1	1	0	2	10	7.1
at Tulsa	02/18/16		35	3-10	.300	2-7	.286	1-2	.500	0	6	6	4.1	3	4	2	1	1	9	7.2
UConn	2/20/16		29	5-9	.556	3-6	.500	0-1	.000	0	4	4	4.1	1	0	0	1	1	13	7.4
at East Carolina	2/27/16	*	40	7-12	.583	4-9	.444	0-0	.000	2	5	7	4.2	0	2	0	0	0	18	7.8
at Houston	3/3/16	*	40	5-16	.313	4-9	.444	0-0	.000	1	1	2	4.1	4	1	3	1	1	14	8.0
SMU	03/06/16	*	38	4-14	.286	0-7	.000	1-4	.250	0	0	0	4.0	0	0	1	1	2	9	8.0
vs UCONN	3/11/16	*	34	1-6	.167	0-2	.000	2-3	.667	1	2	3	3.9	5	2	2	2	1	4	7.9
vs Saint Joseph's	3/18/16	*	37	10-20	.500	5-9	.556	1-2	.500	2	7	9	4.1	4	1	1	0	0	26	8.4
Totals			8	806	94-253	.372	45-135	.333	45-56	.804	36	99	135	4.1	61	54	25	27	278	8.4



#3 JUSTIN JENIFER

GUARD • 5-10 • 175 • SOPHOMORE • 1L • BALTIMORE, MD. (MILFORD MILL ACADEMY)

MOMENTS

» Scored 11 points and dished out nine assists in 16 minutes against Robert Morris (11/15/15)

2015-16 Season (Freshman): Played in all 34 games as a reserve, averaging 2.4 points and 1.3 assists in 8.6 minutes ... shot 70.0 percent (14 of 20) from the free throw line for the season ... Tallied a season-high 11 points and nine assists against Robert Morris (11/15) ... scored six or more points in seven games on the year ... played a conference-season high 18 minutes against Tulane (1/24), posting six points on a pair of threes to go with two assists and two rebounds ... registered eight points with a pair of threes against Arkansas-Pine Bluff (11/22).

Prior to Cincinnati: Earned Baltimore Sun All-Metro second-team honors while averaging 17.3 points, 7.0 assists and 3.0 rebounds as a senior at Milford Mills Academy ... scored 30 or more points three times, including a 40-point effort during his final year, guiding the Millers to a 15-8 overall mark and an appearance at the regional finals ... tabbed a Gatorade Player of the Year nominee as a senior ... scored more than 1,000 points during his career ... helped his squad advance to the Maryland Class 3A state semifinals as a junior, averaging 18 points and 13 assists during the year ... claimed Baltimore Sun All-Metro first-team honors and was tabbed co-Baltimore County Player of the Year while posting double figures in every game and registered 12 double-doubles as a junior ... saw his team post a 26-2 record and win the state championship as a sophomore, tallying 17 points, seven assists and seven rebounds in the title game ... earned Baltimore Sun All-Metro second-team accolades as a sophomore ... named most valuable player at the 2013 Mary Kline Classic, posting 23 points and 10 assists.

Personal: Born December 4, 1995 in Baltimore, Maryland ... son of Kisha Hull and Howard Jenifer ... has one sister, Raeshawnda ... left-handed.

SEASON & CAREER STATISTICS

2016-17 SEASON

6, 2x (last vs. Albany, 11/14/16)	Pts	11 vs. Robert Morris, 11/15/15
5 vs. Albany, 11/14/16	FG Atts	6, 4x (last vs. Tulane, 1/24/16)
2, 2x (last vs. Albany, 11/14/16)	FG Made	3, 3x (last vs. Ark.-Pine Bluff, 11/22/15)
3 vs. Brown, 11/11/16	3PT-FG Atts	4, 2x (last vs. Tulane, 1/24/16)
1, 4x (last vs. Penn State, 11/20/16)	3PT-FG Made	2 vs. Ark.-Pine Bluff, 11/22/15
2, 2x (last vs. Samford, 11/23/16)	FT Atts	6 vs. Robert Morris, 11/15/15
1, 2x (last vs. Albany, 11/14/16)	FT Made	6 vs. Robert Morris, 11/15/15
5 vs. Brown, 11/11/16	Rebs	5 vs. Brown, 11/11/16
5 vs. Albany, 11/14/16	Asts	9 vs. Robert Morris, 11/15/15
3 vs. Albany, 11/14/16	Stls	3, 2x (last vs. USF, 2/4/16)
0	Blks	0
27 vs. Brown, 11/11/16	Mins	27 vs. Brown, 11/11/16

CAREER

MISCELLANEOUS STATISTICS

CATEGORY	2015-16	2016-17	CAREER
Double-Figure Scoring Games	1	0	1
Double-Figure Rebounding Games	0	0	0
Double-Double Games	0	0	0
20-Point Scoring Games	0	0	0
Games Led UC in Scoring	0	0	0
Games Led UC in Rebounding	0	0	0
Games Led UC in Assists	1	1	2
Games With 3+ Assists	3	1	4
Games With 3+ Blocks	0	0	0
Games With 3+ Steals	2	1	3
Games With 3+ Three-Pointers	0	0	0

GAME-BY-GAME STATISTICS

2016-17 (SOPHOMORE SEASON)


Opponent	Date	gs	min	fg-fga	pct	3fg-fga	pct	ft-fa	pct	off	def	tot	avg	pf	a	t/o	blk	stl	pts	avg
BROWN	11/11/16	27	2-4	.500	1-3	.333	1-1	1.000	2	3	5	5.0	1	2	1	0	1	6	6.0	
ALBANY	11/14/16	19	2-5	.400	1-2	.500	1-2	.500	0	1	1	3.0	2	5	1	0	3	6	6.0	
vs Rhode Island	11/19/16	16	1-2	.500	1-2	.500	0-0	.000	0	0	0	2.0	2	0	0	0	1	3	5.0	
vs Penn State	11/20/16	23	1-4	.250	1-2	.500	0-1	.000	0	1	1	1.8	1	1	1	0	0	3	4.5	
SAMFORD	11/23/16	9	0-3	.000	0-2	.000	0-2	.000	0	0	0	1.4	1	1	1	0	0	3	3.6	
Totals		0	94	6-18	.333	4-11	.364	2-6	.333	2	5	7	1.4	7	9	4	0	5	18	3.6

2015-16 (FRESHMAN SEASON)

Opponent	Date	gs	min	fg-fga	pct	3fg-fga	pct	ft-fa	pct	off	def	tot	avg	pf	a	t/o	blk	stl	pts	avg
WESTERN CAROLINA	11/13/15	13	3-5	.600	1-2	.500	0-0	.000	0	3	3	3.0	2	0	3	0	0	7	7.0	
ROBERT MORRIS	11/15/15	16	2-2	1.000	1-1	1.000	6-6	1.000	0	2	2	2.5	1	9	1	0	1	11	9.0	
at Bowling Green	11/18/15	19	3-6	.500	1-3	.333	0-2	.000	0	1	2	1.0	1	2	1	0	3	7	8.3	
ARKANSAS-PINE BLUFF	11/22/15	19	3-6	.500	2-4	.500	0-0	.000	0	1	1	1.8	3	2	2	0	2	8	8.3	
SE LOUISIANA	11/24/15	7	1-1	1.000	1-1	1.000	0-0	.000	0	0	0	1.4	0	1	1	0	0	3	7.2	
vs Nebraska	11/27/15	11	0-2	.000	0-1	.000	0-0	.000	0	0	0	1.2	1	2	1	0	0	0	6.0	
vs George Washington	11/28/15	7	0-2	.000	0-1	.000	0-0	.000	0	2	2	1.3	1	1	1	0	0	5.1		
BUTLER	12/2/15	5	0-1	.000	0-1	.000	1-2	.500	0	0	0	1.1	0	1	1	0	1	1	4.6	
MORGAN STATE	12/6/15	13	2-6	.333	0-2	.000	2-3	.667	0	0	0	1.0	2	3	0	0	2	6	4.8	
at Xavier	12/12/15	4	0-1	.000	0-1	.000	0-0	.000	0	0	0	0.9	0	1	0	0	0	0	4.3	
NORFOLK STATE	12/15/15	13	1-3	.333	1-2	.500	0-0	.000	0	1	1	0.9	1	0	1	0	0	3	4.2	
at VCU	12/19/15	3	0-2	.000	0-0	.000	0-0	.000	0	0	0	0.8	0	1	0	0	0	0	3.8	
IOWA STATE	12/22/15	2	0-1	.000	0-1	.000	0-0	.000	0	0	0	0.8	0	1	0	0	0	0	3.5	
TEMPLE	12/29/15	4	1-1	1.000	0-0	.000	0-0	.000	0	0	0	0.7	0	0	0	0	0	2	3.4	
TULSA	12/16	8	2-3	.667	1-1	1.000	2-2	1.000	0	0	0	1.7	1	2	0	0	0	7	3.7	
at USF	1/10/16	9	0-1	.000	0-0	.000	0-0	.000	0	0	0	0.6	1	1	0	0	0	0	3.4	
HOUSTON	1/13/16	7	1-1	1.000	0-0	.000	0-0	.000	0	1	1	0.6	0	0	0	0	1	2	3.4	
at Temple	01/16/16	2	0-0	.000	0-0	.000	0-0	.000	0	1	1	0.7	0	0	0	2	0	0	3.2	
TULANE	01/24/16	18	2-6	.333	2-4	.500	0-0	.000	1	1	2	0.7	0	2	1	0	0	6	3.3	
USF	02/04/16	11	0-2	.000	0-1	.000	2-2	1.000	0	1	1	0.8	1	1	0	0	3	2	3.3	
at Memphis	2/6/16	1	0-0	.000	0-0	.000	0-0	.000	0	0	0	0.7	0	0	1	0	0	0	3.1	
at UCF	2/9/16	3	0-2	.000	0-2	.000	0-0	.000	1	0	1	0.7	0	0	0	0	0	0	3.0	
EAST CAROLINA	2/13/16	4	0-1	.000	0-1	.000	0-0	.000	0	0	0	0.7	0	0	0	0	0	0	2.8	
at Tulsa	02/18/16	6	0-0	.000	0-0	.000	0-0	.000	0	1	1	0.7	0	1	0	0	0	0	2.7	
UCONN	2/20/16	3	0-1	.000	0-0	.000	0-0	.000	0	1	1	0.7	1	0	0	0	0	0	2.6	
at East Carolina	2/27/16	11	0-0	.000	0-0	.000	0-0	.000	0	0	0	0.7	1	3	1	0	1	0	2.5	
at Houston	3/3/16	13	0-2	.000	0-1	.000	1-3	.333	0	0	0	0.7	1	0	0	0	1	2	2.4	
Totals		0	232	21-58	.362	10-30	.333	14-20	.700	2	16	18	0.7	18	34	17	0	14	66	2.4

CAREER STATISTICS

Season	gp-gs	min/avg	Total fg-fga	pct	3-Point fg-fga	pct	F-Throws ft-fa	pct	Rebounds off	def	tot	avg	pf	fo	ast	to	blk	stl	Scoring pts	avg
2015-16	27-0	232/8.6	21-58	.362	10-30	.333	14-20	.700	2	16	18	0.7	18	0	34	17	0	14	66	2.4
2016-17	5-0	94/18.8	6-18	.333	4-11	.364	2-6	.333	2	5	7	1.4	7	0	9	4	0	5	18	3.6
TOTAL	32-0	326/10.2	27-76	.355	14-41	.341	16-26	.615	4	21	25	0.8	25	0	43	21	0	19	84	2.6



#10 TROY CAUPAIN

GUARD • 6-4 • 210 • SENIOR • 3L • MIDLOTHIAN, VA. (COSBY HIGH SCHOOL)

CONFERENCE AWARDS

- » Preseason Co-Player of the Year (2016-17)
- » Preseason First Team (2016-17)
- » First Team (2015-16)
- » Honorable Mention (2014-15)
- » All-Tournament Team (2016)
- » Player of the Week (2X: 11/30/15 & 3/7/16)
- » Weekly Honor Roll (2X: 1/19/14 & 1/26/15)

OTHER HONORS

- » Naismith Men's College Player of the Year Award Watch List (2016-17)
- » Lute Olson Player of the Year Award Watch List (2016-17)
- » NABC All-District 25 Second Team (2016)
- » Barclays Center Classic All-Tournament Team (2015)

MOMENTS

- » Scored a career-high 37 points to go with 10 rebounds and five assists with no turnovers in 56 minutes in the four-overtime thriller against UConn (3/11/16)
- » Made a layup as time expired, forcing overtime in Cincinnati's 66-65 win over Purdue in the second round of the 2015 NCAA Tournament (3/19/15)
- » Converted a three-point play and two free throws late to help secure a 61-56 win over George Washington in the championship game of the Barclays Center Classic (11/28/15)

2016-17 Season (Senior): Scored 12 points with five assists and a pair of threes against No. 21 Rhode Island (11/19).

2015-16 Season (Junior): Started all 33 games, averaging a team-high 13.0 points, 4.8 assists and 3.8 rebounds in 33.5 minutes ... named first team all-conference ... tabbed NABC All-District 25 Second Team ... selected to the all-tournament teams of the American Championship and the Barclays Center Classic ... named The American's Player of the Week twice ... finished 49th in the nation with a 2.7-to-1 assist-to-turnover ratio ... ranked among the league leaders in assist-to-turnover ratio (second at 2.7), assists (third at 4.8), minutes played (seventh at 33.5), free throw percentage (eighth at .788), scoring (13th at 13.0) and steals (14th at 1.1) ... handed out the most assists in a season (160) since Cashmere Wright (169 in 2011-12) ... posted the highest assists average (4.8) since Taron Barker (5.0 in 2002-03) ... averaged 15.1 points and 6.1 assists with 43 assists and only 13 turnovers in February ... scored a career-high 37 points to go with 10 rebounds and five assists with no turnovers in 56 minutes in a 104-97 four-overtime setback against UConn in the quarterfinals of the conference tournament ... his 37-point effort marked the most points scored by a Bearcat since Steve Logan tallied 41 against Southern Miss (2/15/02) ... registered his first career double-double with 18 points and a career-high 10 assists against USF (2/4) ... tallied 27 points on 9-of-14 shooting with four three-pointers at East Carolina (2/27) ... led UC in assists in 29 of 33 games ... led the Bearcats in scoring in a team-high 15 contests ... scored in double figures in 21 games.

2014-15 Season (Sophomore): Started 33 of 34 games, averaging 9.6 points, 3.6 rebounds and a team-high 3.6 assists in a team-best 31.3 minutes ... named American Athletic Conference Honorable Mention All-Conference by the league's coaches ... named twice to The American's Weekly Honor Roll (1/19 and 1/26) ... scored in double figures in 17 games ... led the Bearcats in assists in 22 of 34 games ... ranked among the league leaders in free throw percentage (sixth at .788), assist-to-turnover ratio (sixth at 1.7-to-1), assists (10th at 3.6), steals (12th at 1.2) and field goal percentage (15th at .444) ... listed among The American leaders in three-point field goal percentage (first at .465) and field goal percentage (10th at .491) during league play ... scored a season-high 20 points on 8-of-9 shooting from the field against UConn (1/29) ... forced overtime with a running layup at the buzzer at the end of regulation in UC's 66-65 NCAA Tournament second-round win over Purdue (3/19), finishing with 10 points in 38 minutes ... dished out at least one assist in 33 of 34 games ... made 23 consecutive free throws dating back to VCU (12/20) until missing his first attempt against UCF (1/25) ... member of UC's Student-Athlete Advisory Board.

2013-14 Season (Freshman): Played in all 34 games as a reserve, averaging 5.4 points, 2.3 rebounds and 2.2 assists in 19.1 minutes ... ranked second on the team in free throw shooting (78.4 percent) and assists (76) and third in three-point shooting (32.8 percent) ... produced a 2.04-to-1 assist-to-turnover ratio during conference play ... tallied a season-high 15 points with a trio of three-pointers and 6-of-6 shooting from the free throw line against USC Upstate (12/3) ... scored in double figures five times and led the Bearcats in assists in nine games ... handed out three or more assists in 11 games.

Prior to Cincinnati: Played three seasons at Cosby High School in Midlothian, Virginia, where he finished as the school's leader in career rebounds (347) and assists (230) while ranking second in career points (1,449) ... averaged 26.0 points, 15.1 rebounds and 3.5 assists during his senior season, helping the Titans to a 26-6 record and a district championship ... scored a career-high 48 points against Matoaca High School as a senior ... tabbed the Central Region Player of the Year and earned first team all-state honors ... named a Top 50 shooting guard by 247Sports.com ... coached by Ron Carr.



CO-PRESEASON PLAYER OF THE YEAR

PLAYER OF THE YEAR WATCH LIST

PLAYER OF THE YEAR WATCH LIST

SEASON & CAREER STATISTICS

2016-17 SEASON		CAREER
12, 2x (last vs. Penn State, 11/20/16)	Pts	37 vs. UConn, 3/11/16
15 vs. Rhode Island, 11/19/16	FG Atts	30 vs. UConn, 3/11/16
5 vs. Penn State, 11/20/16	FG Made	11 vs. UConn, 3/11/16
5, 2x (last vs. Penn State, 11/20/16)	3PT-FG Atts	9, 2x (last vs. UConn, 3/11/16)
2 vs. Rhode Island, 11/19/16	3PT-FG Made	4, 5x (last vs. UConn, 3/11/16)
3 vs. Rhode Island, 11/19/16	FT Atts	12 vs. UConn, 3/11/16
2, 2x (last vs. Rhode Island, 11/19/16)	FT Made	11 vs. UConn, 3/11/16
7 vs. Brown, 11/11/16	Rebs	10 vs. UConn, 3/11/16
6 vs. Brown, 11/11/16	Assts	10 vs. USF, 2/4/16
4 vs. Albany, 11/14/16	Stls	5, 2x (last at UCF, 2/9/16)
2 vs. Samford, 11/23/16	Blks	2, 3x (last vs. Samford, 11/23/16)
38 vs. Rhode Island, 11/19/16	Mins	56 vs. UConn, 3/11/16


MISCELLANEOUS STATISTICS

CATEGORY	2013-14	2014-15	2015-16	2016-17	CAREER
Double-Figure Scoring Games	5	17	20	3	45
Double-Figure Rebounding Games	0	0	1	0	1
Double-Double Games	0	0	2	0	2
20-Point Scoring Games	0	1	3	0	4
Games Led UC in Scoring	1	9	15	0	25
Games Led UC in Rebounding	1	0	0	0	1
Games Led UC in Assists	9	22	29	5	65
Games With 3+ Assists	11	22	27	5	65
Games With 3+ Blocks	0	0	0	0	0
Games With 3+ Steals	1	3	4	1	9
Games With 3+ Three-Pointers	1	2	7	0	10

Personal: Born Nov. 29, 1995 in New York, New York ... son of Renee and Troy Caupain Sr. ... right-handed ... last name pronounced "co-PAIN."

CAREER STATISTICS

			Total		3-Point		F-Throws		Rebounds										Scoring	
Season	gp-gs	min/avg	fg-fga	pct	fg-fga	pct	ft-fa	pct	off	def	tot	avg	pf	fo	ast	to	blk	stl	pts	avg
2013-14	34-0	649/19.1	54-142	.380	19-58	.328	58-74	.784	13	66	79	2.3	50	0	76	42	2	31	185	5.4
2014-15	34-33	1065/31.3	107-241	.444	31-76	.408	82-104	.788	17	105	122	3.6	49	1	121	72	6	41	327	9.6
2015-16	33-33	1104/33.5	142-379	.375	55-170	.324	89-113	.788	16	108	124	3.8	48	0	160	60	13	37	428	13.0
2016-17	5-5	165/33.0	19-52	.365	5-20	.250	6-9	.667	2	21	23	4.6	6	0	24	8	4	10	49	9.8
TOTAL	106-71	2983/28.1	322-814	.396	110-324	.340	235-300	.783	48	300	348	3.3	153	1	381	182	25	119	989	9.3



#10 TROY CAUPAIN

GUARD • 6-4 • 210 • SENIOR • 3L • MIDLOTHIAN, VA. (COSBY HIGH SCHOOL)

GAME-BY-GAME STATISTICS

2016-17 (SENIOR SEASON)

Opponent	Date	gs	min	Total		3-Pointers		Free throws		Rebounds				pts							
				fg-fga	pct	3fg-fga	pct	ft-fa	pct	off	def	tot	avg	pf	a	tlo	bik	stl	avg		
BROWN	11/11/16	*	30	4-8	.500	1-4	.250	1-2	.500	0	7	7	7.0	3	6	4	1	2	10	10.0	
ALBANY	11/14/16	*	32	3-6	.500	0-2	.000	2-2	1.000	0	4	4	5.5	0	5	0	1	4	8	9.0	
vs Rhode Island	11/19/16	*	38	4-15	.267	2-5	.400	2-3	.667	0	4	4	5.0	2	5	2	0	2	12	10.0	
vs Penn State	11/20/16	*	29	5-13	.385	1-5	.200	1-2	.500	0	3	3	4.5	1	4	1	0	0	12	10.5	
SAMFORD	11/23/16	*	36	3-10	.300	1-4	.250	0-0	.000	2	3	5	4.6	0	4	1	2	2	7	9.8	
Totals			5	165	19-52	.365	5-20	.250	6-9	.667	2	21	23	4.6	6	24	8	4	10	49	9.8

2014-15 (SOPHOMORE SEASON)

Opponent	Date	gs	min	Total		3-Pointers		Free throws		Rebounds				pts								
				fg-fga	pct	3fg-fga	pct	ft-fa	pct	off	def	tot	avg	pf	a	tlo	bik	stl	pts	avg		
SAINT FRANCIS	11/14/14	*	27	2-2	1.000	0-0	.000	4-4	1.000	0	2	2	2.0	3	4	3	1	1	8	8.0		
MOREHEAD STATE	11/19/14	*	31	2-7	.286	1-2	.500	8-11	.727	1	4	5	3.5	1	6	1	0	0	13	10.5		
EASTERN ILLINOIS	11/23/14	*	36	8-13	.615	1-2	.500	0-0	.000	0	6	6	4.3	1	1	4	0	0	17	12.7		
N.C. CENTRAL	11/25/14	*	27	1-7	.143	0-3	.000	2-2	1.000	0	2	2	3.8	1	0	0	0	1	4	10.5		
vs Middle Tennessee	11/28/14	*	24	3-6	.500	1-3	.333	4-5	.800	0	2	2	3.4	1	1	1	0	1	11	10.6		
vs Ole Miss	11/29/14	*	23	1-6	.167	1-3	.333	0-0	.000	2	2	4	3.5	2	1	5	0	0	3	9.3		
STONY BROOK	12/02/14	*	26	3-5	.600	2-4	.500	2-2	1.000	0	3	3	3.4	1	6	1	0	0	10	9.4		
at Nebraska	12/13/14	*	45	5-13	.385	0-1	.000	3-3	1.000	2	2	4	3.5	2	6	2	0	5	13	9.9		
SAN DIEGO STATE	12/17/14	*	30	3-9	.333	0-1	.000	6-9	.667	1	3	4	3.6	0	4	2	0	2	12	10.1		
VCU	12/20/14	*	36	0-5	.000	0-2	.000	2-2	1.000	0	6	6	3.8	0	6	3	0	0	2	9.3		
WAGNER	12/23/14	*	19	2-4	.500	0-0	.000	2-2	1.000	0	3	3	3.7	3	3	4	1	1	6	9.0		
at NC State	12-30-14	*	32	5-8	.625	1-1	1.000	2-2	1.000	1	3	4	3.8	4	2	2	0	2	13	9.3		
SMU	01/03/15	*	32	1-3	.333	1-3	.333	4-4	1.000	1	3	4	3.8	2	4	3	0	1	7	9.2		
EAST CAROLINA	01/06/15	*	30	4-6	.667	2-3	.667	0-0	.000	0	4	4	3.8	0	6	2	0	1	10	9.2		
at UConn	1/10/15	*	34	6-15	.400	2-6	.333	0-0	.000	2	3	5	3.9	2	3	0	0	3	14	9.5		
at Memphis	1/15/15	*	32	4-8	.500	1-2	.500	5-5	1.000	1	2	3	3.6	2	3	3	0	1	14	9.8		
TEMPLE	01/17/15	*	32	2-5	.400	1-1	1.000	4-4	1.000	0	0	0	3.6	0	7	0	0	1	9	9.8		
HOUSTON	01/21/15	*	35	4-6	.667	3-5	.600	2-2	1.000	0	3	3	3.6	2	6	3	0	3	13	9.9		
at UCF	01/25/15	*	35	3-7	.429	0-2	.000	3-4	.750	0	3	3	3.5	1	2	2	0	3	9	9.9		
UCONN	01/29/15	*	34	8-9	.889	1-2	.500	3-4	.750	0	4	4	3.6	3	2	2	0	3	20	10.4		
at East Carolina	02/01/15		25	1-6	.167	0-3	.000	2-2	1.000	2	4	6	3.7	0	2	1	0	1	4	10.1		
at SMU	02/05/15	*	36	4-6	.667	3-3	1.000	3-5	.600	0	4	4	3.7	2	4	2	0	1	14	10.3		
USF	02/07/15	*	27	2-6	.333	0-2	.000	4-6	.667	0	3	3	3.7	4	1	4	0	1	8	10.2		
at Temple	02/10/15	*	28	4-6	.667	2-2	1.000	0-0	.000	0	2	2	3.6	0	3	3	0	0	10	10.2		
TULANE	02/14/15	*	30	2-4	.500	0-0	.000	1-2	.500	0	0	0	3.4	1	2	3	1	1	5	10.0		
XAVIER	02/18/15	*	35	3-5	.600	1-3	.333	2-2	1.000	1	5	6	3.5	1	4	0	0	2	9	9.9		
at Houston	2/21/15	*	21	1-7	.143	0-1	.000	3-4	.750	0	3	3	3.5	3	4	1	0	1	5	9.7		
UCF	02/25/15	*	33	4-6	.667	2-2	1.000	0-3	.000	1	2	3	3.5	0	6	3	1	1	10	9.8		
at Tulane	02/28/15	*	32	1-3	.333	1-2	.500	0-0	.000	0	5	5	3.6	4	1	4	1	0	1	9.5		
at Tulsa	03/04/15	*	33	4-6	.667	1-2	.500	3-4	.750	0	6	6	3.6	2	2	0	0	1	12	9.6		
MEMPHIS	03/08/15	*	35	2-7	.286	0-2	.000	0-0	.000	0	2	2	3.6	1	6	3	0	0	4	9.4		
vs UConn	3/13/15	*	34	4-8	.500	3-4	.750	1-2	.500	0	4	4	3.6	1	2	2	0	1	12	9.5		
vs Purdue	3/19/15	*	38	4-10	.400	0-0	.000	2-4	.500	1	2	3	3.6	2	4	2	0	2	10	9.5		
vs Kentucky	3/21/15	*	38	4-17	.235	0-4	.000	5-5	1.000	1	3	4	3.6	1	4	3	0	1	13	9.6		
Totals				33	1065	107-241	.444	31-76	.408	82-104	.788	17	105	122	3.6	49	121	72	6	41	327	9.6

2015-16 (JUNIOR SEASON)

Opponent	Date	gs	min	Total		3-Pointers		Free throws		Rebounds				pts							
				fg-fga	pct	3fg-fga	pct	ft-fa	pct	off	def	tot	avg	pf	a	tlo	bki	stl	pts	avg	
WESTERN CAROLINA	11/13/15	*	27	2-2	1.000	0-0	.000	2-4	.500	0	3	3	3.0	0	3	3	0	2	6	6.0	
ROBERT MORRIS	11/15/15	*	24	1-3	.333	1-3	.333	3-4	.750	0	2	2	2.5	2	9	1	0	3	6	6.0	
at Bowling Green	11/18/15	*	18	3-7	.429	1-4	.250	0-0	.000	0	4	4	3.0	4	4	1	0	2	7	6.3	
ARKANSAS-PINE BLUFF	11/22/15	*	21	2-4	.500	1-3	.333	2-2	1.000	0	1	1	2.5	0	4	0	0	1	7	6.5	
SE LOUISIANA	11/24/15	*	34	5-11	.455	2-7	.286	3-5	.600	0	2	2	2.4	0	4	0	1	2	15	8.2	
vs Nebraska	11/27/15	*	29	5-11	.455	4-8	.500	3-4	.750	0	3	3	2.5	2	1	0	1	0	17	9.7	
vs George Washington	11/28/15	*	33	5-14	.357	2-6	.333	4-4	1.000	0	2	2	2.4	1	2	2	1	2	16	10.6	
BUTLER	12/2/15	*	33	4-8	.500	2-4	.500	2-3	.667	0	3	3	2.5	3	6	3	0	0	12	10.8	
MORGAN STATE	12/6/15	*	34	3-14	.214	0-8	.000	0-0	.000	0	5	5	2.8	0	5	0	0	0	6	10.2	
at Xavier	12/12/15	*	36	3-10	.300	2-9	.222	2-2	1.000	0	3	3	2.8	0	6	2	0	0	10	10.2	
NORFOLK STATE	12/15/15	*	32	1-5	.200	1-3	.333	2-4	.500	0	4	4	2.9	0	6	1	1	2	5	9.7	
at VCU	12/19/15	*	37	5-11	.455	1-3	.333	4-4	1.000	0	2	2	2.8	1	4	2	0	0	15	10.2	
IOWA STATE	12/22/15	*	34	6-14	.429	1-4	.250	5-6	.833	1	4	5	3.0	1	4	1	0	0	18	10.8	
TEMPLE	12/29/15	*	36	7-16	.438	1-4	.250	4-4	1.000	1	2	3	3.0	3	7	2	0	1	19	11.4	
TULSA	1/2/16	*	31	3-9	.333	2-4	.500	0-0	.000	1	2	3	3.0	2	7	3	1	0	8	11.1	
at SMU	01/07/16	*	37	4-14	.286	1-4	.250	0-0	.000	0	1	1	2.9	2	4	2	1	2	9	11.0	
at USF	1/10/16	*	31	5-14	.357	4-9	.444	0-0	.000	1	5	6	3.1	2	2	2	3	0	3	14	11.2
HOUSTON	1/13/16	*	32	0-10	.000	0-4	.000	1-2	.500	1	3	4	3.1	1	5	3	1	0	1	10.6	
at Temple	01/16/16	*	31	5-15	.333	0-3	.000	4-6	.667	1	3	4	3.2	3	1	3	0	0	14	10.8	
MEMPHIS	01/21/16	*	36	9-16	.563	1-2	.500	6-6	1.000	0	3	3	3.2	0	4	3	0	2	25	11.5	
TULANE	01/24/16	*	22	3-5	.600	2-3	.667	0-1	.000	0	1	1	3.0	1	9	0	0	0	8	11.3	
at UCONN	1/28/16	*	36	3-11	.273	2-5	.400	0-0	.000	1	3	4	3.1	2	0	4	1	2	8	11.2	
USF	02/04/16	*	29	6-11	.545	4-7	.571	2-2	1.000	0	4	4	3.1	1	10	3	2	1	18	11.5	
at Memphis	2/6/16	*	39	6-12	.500	3-8	.375	2-3	.667	1	4	5	3.2	1	6	2	0	1	17	11.7	
at UCF	2/9/16	*	37	1-11	.091	0-3	.000	5-6	.833	0	4	4	3.2	3	5	3	0	5	7	11.5	
EAST CAROLINA	2/13/16	*	36	4-12	.333	2-8	.250	2-3	.667	0	5	5	3.3	1	6	0	0	2	12	11.5	
at Tulsa	02/18/16	*	39	5-14	.357	2-8	.250	3-5	.600	1	8	9	3.5	2	4	3	0	1	15	11.7	
UCONN	2/20/16	*	37	2-8	.250	1-4	.250	5-6	.833	0	2	2	3.5	0	8	1	1	0	10	11.6	
at East Carolina	2/27/16	*	38	9-14	.643	4-7	.571	5-5	1.000	1	2	3	3.4	3	4	1	1	0	27	12.1	
at Houston	3/1/16	*	37	8-18	.444	3-8	.375	0-0	.000	1	2	3	3.4	1	5	3	0	0	19	12.4	
SMU	03/06/16	*	36	4-19	.211	0-6	.000	6-8	.750	1	4	5	3.5	1	5	3	0	0	14	12.2	
vs UCONN	3.11.16	*	56	11-30	.367	4-9	.444	11-12	.917	4	6	10	3.7	3	5	0	1	3	37	13.2	
vs Saint Joseph's	3/18/16	*	36	2-6	.333	1-2	.500	1-2	.500	0	6	6	3.8	2	5	2	0	0	6	13.0	
Totals			33	1104	142-379	373	55-170	324	89-113	788	16	108	124	3.8	48	160	60	13	428	13.0	



#11 GARY CLARK

FORWARD • 6-8 • 225 • JUNIOR • 2L • CLAYTON, N.C. (CLAYTON HIGH SCHOOL)

CONFERENCE AWARDS

- » Preseason First Team (2016-17)
- » Defensive Player of the Year (2015-16)
- » Second Team (2015-16)
- » All-Tournament Team (2015-16)
- » All-Rookie Team (2014-15)
- » Honorable Mention (2014-15)
- » Player of the Week (3/7/16)
- » Weekly Honor Roll (4x: 2/1/16, 2/8/16, 2/22/16 & 2/23/15)

OTHER HONORS

- » Lute Olson Player of the Year Award Watch List (2016-17)
- » NABC All-District 25 Second Team (2016)
- » Emerald Coast Classic All-Tournament Team (2014)

MOMENTS

- » Converted a three-point play with 12.1 seconds left in 58-57 win at UConn (1/28/16)
- » Only player to rank among the league's top six leaders in rebounds (second with 8.9 per game), blocks (fifth at 1.5) and steals (tied for sixth at 1.3) in 2015-16
- » Ranked second in the conference and 27th in the nation with 3.5 offensive rebounds per game in 2015-16
- » Set Cincinnati's freshman single-game record, pulling down 16 rebounds against East Carolina (1/6/15)

2016-17 Season (Junior): Tallied 14 points, nine rebounds, four assists, three steals in 27 minutes vs. Brown (11/11).

2015-16 Season (Sophomore): Started 32 of 33 games, averaging 10.4 points, a team-high 8.8 rebounds, 2.1 assists and 1.5 blocks in 30.4 minutes ... named The American's Defensive Player of the Year and second-team all-conference ... tabbed NABC All-District 25 Second Team ... selected to The American's Weekly Honor Roll three times ... ranked among the nation's leaders in offensive rebounds (28th at 3.4), total rebounds (57th with 290) and rebounds per game (65th at 8.8) ... listed among the league leaders in offensive rebounds (second at 3.4), rebounds (third at 8.8), defensive rebounds (fourth at 5.4), blocked shots (sixth at 1.5), steals (tied for sixth at 1.2), field goal percentage (eighth at .519) and scoring (29th at 10.4) ... his 290 single-season rebounds ranked as the most since Eric Hicks (329 in 2005-06) ... his 536 rebounds after two seasons ranked as the most since Danny Fortson (574 in 1995 and 1996) ... averaged 13.1 points and 10.0 rebounds and 2.0 blocks with four double-doubles in seven games during February ... made a three-point play with 12.1 seconds left to give the Bearcats a 58-57 win at UConn (1/28) ... posted a team-high eight double-doubles ... led the team in rebounding in 17 games during the season, grabbing 10 or more boards 14 times ... scored a career-high 21 points on 9-of-10 shooting with eight rebounds against Western Carolina (11/13).

2014-15 Season (Freshman): Started all 34 games, averaging 7.8 points, 7.2 rebounds, 1.7 assists and 1.3 blocks in 27.8 minutes ... named to the American Athletic Conference All-Rookie Team by the league's coaches ... tabbed The American's Rookie of the Week (12/8) and chosen to league's weekly honor roll (2/23) ... grabbed 246 rebounds on the season, second most in school history by a freshman (Danny Fortson 258 in 1995) ... finished as the only freshman in The American to rank among the top 10 league leaders for rebounds (third at 7.2), field goal percentage (sixth at .524) and blocks (sixth at 1.3) ... finished second in The American in rebounding among freshmen (UConn's Daniel Hamilton [7.6]) ... ranked second in the league for offensive rebounds (2.8) and tied for fourth in defensive rebounds (4.5) ... led UC in rebounding in 15 games on the season, grabbing 10 or more boards seven times ... set a UC freshman record pulling down 16 rebounds to go with eight points, a season-best four blocks and a season-high four steals against East Carolina (1/6) ... scored in double figures in 11 games ... registered three double-doubles with 12 points and a game-high 10 rebounds against UConn (1/29), 12 points and a game-high 12 rebounds against Ole Miss (11/29) and 11 points and a game-high 14 rebounds at Houston (2/21) ... tallied a season-high 14 points on 7-of-11 shooting to go with seven rebounds against Xavier (2/18) ... selected to the Emerald Coast Classic All-Tournament Team ... became the first true freshman to start a season opener since Lance Stephenson (2009-10 season).

Prior to Cincinnati: Averaged 26 points, seven rebounds and four assists as a senior at Clayton High School in Clayton, North Carolina ... finished his career as the school's all-time leader in points, rebounds and blocks ... tabbed a four-star recruit by Rivals, ESPN and 247 Sports ... praised on one of the nation's top 100 prospects by ESPN and Rivals ... named Greater Neuse River Conference Player of the Year as a junior and senior ... became the first player in the state of North Carolina to record a quadruple double with 22 points, 21 rebounds, 15 blocked shots and 10 assists against West Johnston during his senior season ... poured in 40 points and grabbed 12 rebounds against East Wake on Jan. 11, 2014, the same day he was left off the list of nominees for the McDonald's All-America game ... averaged 24 points, 14 rebounds and four blocks while leading the Comets to the 2013 4A Eastern Regional semifinals as a junior ... averaged nearly 32 points in the playoffs while earning Associate Press All-State accolades.



PLAYER OF THE YEAR WATCH LIST

SEASON & CAREER STATISTICS

2016-17 SEASON

14 vs. Brown, 11/11/16	Pts	21 vs. Western Carolina, 11/13/15
9 vs. Brown, 11/11/16	FG Atts	14 at Tulsa, 2/18/16
7 vs. Brown, 11/11/16	FG Made	9, 2x (last vs. Norfolk State, 12/15/15)
2 vs. Samford, 11/23/16	3PT-FG Atts	4 at Tulsa, 2/18/16
1 vs. Penn State, 11/20/16	3PT-FG Made	2, 2x (last at Tulsa, 2/18/16)
10 vs. Samford, 11/23/16	FT Atts	10 vs. Samford, 11/23/16
5 vs. Samford, 11/23/16	FT Made	7, 2x (last vs. SMU, 3/6/16)
9 vs. Brown, 11/11/16	Rebs	16 vs. East Carolina, 1/6/15
4 vs. Brown, 11/11/16	Assts	6 vs. Houston, 1/13/16
3, 2x (last vs. Penn State, 11/20/16)	Stls	5 at SMU, 1/7/16
3 vs. Rhode Island, 11/19/16	Blks	4, 6x (last at UCF, 2/9/16)
36 vs. Rhode Island, 11/19/16	Mins	48 vs. UConn, 3/11/16

MISCELLANEOUS STATISTICS

CATEGORY	2014-15	2015-16	2016-17	CAREER
Double-Figure Scoring Games	11	19	2	32
Double-Figure Rebounding Games	7	14	0	21
Double-Double Games	3	8	0	11
20-Point Scoring Games	0	1	0	1
Games Led UC in Scoring	2	5	0	7
Games Led UC in Rebounding	15	17	0	32
Games Led UC in Assists	6	4	0	10
Games With 3+ Assists	5	11	0	16
Games With 3+ Blocks	4	5	0	9
Games With 3+ Steals	3	4	2	9
Games With 3+ Three-Pointers	0	0	0	0

Personal: Born Nov. 16, 1994 in Smithfield, North Carolina ... son of Tammy McKey and Gary Clark Sr. ... has one brother, Jeremiah and two sisters, Azia and Tanija ... right-handed.

CAREER STATISTICS

Season	gp-gs	min/avg	Total		3-Point		F-Throws		Rebounds										Scoring	
			fg-fga	pct	fg-fga	pct	ft-fga	pct	off	def	tot	avg	pf	fo	ast	to	blk	stl	pts	avg
2014-15	34-34	945/27.8	110-210	.524	0-5	.000	45-72	.625	94	152	246	7.2	54	0	57	38	45	35	265	7.8
2015-16	33-32	1002/30.4	126-243	.519	13-25	.520	79-115	.687	113	177	290	8.8	76	0	70	42	49	41	344	10.4
2016-17	5-5	142/28.4	17-32	.531	1-6	.167	7-13	.538	14	18	32	6.4	11	0	9	5	10	8	42	8.4
TOTAL	72-71	2089/29.0	253-485	.522	14-36	.389	131-200	.655	221	347	568	7.9	141	0	136	85	104	84	651	9.0



#11 GARY CLARK

FORWARD • 6-8 • 225 • JUNIOR • 2L • CLAYTON, N.C. (CLAYTON HIGH SCHOOL)

GAME-BY-GAME STATISTICS

2016-17 (JUNIOR SEASON)

Opponent	Date	gs	min	Total		3-Pointers		Free throws		Rebounds			pf	a	t/o	blk	stl	pts	avg		
				fg	fga	pct	3fg	3fga	pct	ft	fta	pct								off	def
BROWN	11/11/16	*	27	7-9	.778	0-1	.000	0-1	.000	3	6	9	9.0	0	4	1	2	3	14	14.0	
ALBANY	11/14/16	*	24	1-6	.167	0-1	.000	0-0	.000	1	3	4	6.5	4	1	1	2	1	2	8.0	
vs Rhode Island	11/19/16	*	36	1-5	.200	0-1	.000	2-2	1.000	3	3	6	6.3	2	2	0	3	0	4	6.7	
vs Penn State	11/20/16	*	20	4-4	1.000	1-1	1.000	0-0	.000	2	4	6	6.3	4	2	1	2	3	9	7.3	
SAMFORD	11/23/16	*	35	4-8	.500	0-2	.000	5-10	.500	5	2	7	6.4	1	0	2	1	1	13	8.4	
Totals			5	142	17-32	.531	1-6	.167	7-13	.538	14	18	32	6.4	11	9	5	10	8	42	8.4

2014-15 (FRESHMAN SEASON)

Opponent	Date	gs	min	Total		3-Pointers		Free throws		Rebounds			pf	a	t/o	blk	stl	pts	avg		
				fg	fga	pct	3fg	3fga	pct	ft	fta	pct								off	def
SAINT FRANCIS	11/14/14	*	24	5-8	.625	0-1	.000	0-0	.000	4	2	6	6.0	1	1	0	1	4	10	10.0	
MOREHEAD STATE	11/19/14	*	24	1-4	.250	0-0	.000	0-0	.000	2	6	8	7.0	2	1	2	0	0	2	6.0	
EASTERN ILLINOIS	11/23/14	*	22	2-4	.500	0-0	.000	0-0	.000	3	5	8	7.3	2	3	0	2	1	4	5.3	
N.C. CENTRAL	11/25/14	*	25	3-5	.600	0-0	.000	6-6	1.000	5	3	8	7.5	2	2	3	4	0	12	7.0	
vs Middle Tennessee	11/28/14	*	31	4-6	.667	0-0	.000	1-2	.500	5	2	7	7.4	1	2	1	2	1	9	7.4	
vs Ole Miss	11/29/14	*	29	4-6	.667	0-0	.000	4-7	.571	4	8	12	8.2	0	0	1	1	0	12	8.2	
STONY BROOK	12/02/14	*	26	6-10	.600	0-0	.000	1-1	1.000	3	5	8	8.1	1	2	2	2	1	13	8.9	
at Nebraska	12/13/14	*	32	3-9	.333	0-0	.000	2-6	.333	4	4	8	8.1	4	1	1	1	0	8	8.8	
SAN DIEGO STATE	12/17/14	*	29	4-8	.500	0-0	.000	2-2	1.000	0	5	5	7.8	3	1	0	0	0	10	8.9	
VCU	12/20/14	*	21	2-7	.286	0-1	.000	0-0	.000	2	3	5	7.5	1	2	0	0	0	4	8.4	
WAGNER	12/23/14	*	22	2-4	.500	0-0	.000	1-1	1.000	2	4	6	7.4	1	0	0	2	1	5	8.1	
at NC State	12-30-14	*	36	3-6	.500	0-0	.000	3-7	.429	3	1	4	7.1	1	2	1	0	2	9	8.2	
SMU	01/03/15	*	33	3-6	.500	0-1	.000	2-2	1.000	2	5	7	7.1	1	2	2	1	2	8	8.2	
EAST CAROLINA	01/06/15	*	30	3-7	.429	0-0	.000	2-3	.667	4	12	16	7.7	0	3	3	4	4	8	8.1	
at UConn	1/10/15	*	27	1-2	.500	0-1	.000	0-0	.000	1	4	5	7.5	2	2	2	1	2	7	7.7	
at Memphis	1/15/15	*	30	3-7	.429	0-0	.000	1-2	.500	3	7	10	7.7	3	4	2	1	0	7	7.7	
TEMPLE	01/17/15	*	23	4-7	.571	0-0	.000	3-3	1.000	1	7	8	7.7	0	2	1	0	0	11	7.9	
HOUSTON	01/21/15	*	33	3-3	1.000	0-0	.000	2-2	1.000	0	5	5	7.6	2	0	2	2	2	8	7.9	
at UCF	01/25/15	*	28	3-5	.600	0-0	.000	1-4	.250	1	1	2	7.3	3	0	1	2	2	7	7.8	
UCONN	01/29/15	*	27	6-12	.500	0-0	.000	0-2	.000	7	3	10	7.4	1	2	1	2	4	12	8.1	
at East Carolina	02/01/15	*	33	2-5	.400	0-0	.000	0-1	.000	0	5	5	7.3	0	0	2	3	0	4	7.9	
at SMU	02/05/15	*	18	1-2	.500	0-0	.000	0-0	.000	1	4	5	7.2	3	4	0	0	0	2	7.6	
USF	02/07/15	*	16	2-3	.667	0-0	.000	1-2	.500	3	0	3	7.0	0	1	1	0	1	5	7.5	
at Temple	02/10/15	*	21	2-3	.667	0-0	.000	0-0	.000	2	3	5	6.9	0	2	3	1	2	4	7.3	
TULANE	02/14/15	*	20	4-6	.667	0-0	.000	0-0	.000	1	2	3	6.8	3	0	2	1	1	8	7.4	
XAVIER	02/18/15	*	36	7-11	.636	0-0	.000	0-1	.000	4	3	7	6.8	2	2	0	2	1	14	7.6	
at Houston	2/21/15	*	31	4-7	.571	0-0	.000	3-4	.750	6	8	14	7.0	2	1	1	2	0	11	7.7	
UCF	02/25/15	*	25	5-6	.833	0-0	.000	0-0	.000	0	3	3	6.9	1	3	0	0	0	10	7.8	
at Tulane	02/28/15	*	28	3-7	.429	0-0	.000	2-3	.667	5	4	9	7.0	0	5	1	2	0	8	7.8	
at Tulsa	03/04/15	*	36	3-3	1.000	0-0	.000	1-2	.500	3	5	8	7.0	4	2	2	0	0	7	7.8	
MEMPHIS	03/08/15	*	33	4-8	.500	0-0	.000	3-4	.750	1	3	4	6.9	2	2	1	1	1	11	7.9	
vs UConn	3/13/15	*	34	4-9	.444	0-1	.000	1-1	1.000	2	9	11	7.0	1	1	0	1	0	9	7.9	
vs Purdue	3/19/15	*	36	4-10	.400	0-0	.000	1-2	.500	5	7	12	7.2	1	2	0	1	2	9	8.0	
vs Kentucky	3/21/15	*	26	0-4	.000	0-0	.000	2-2	1.000	5	4	9	7.2	4	0	0	3	1	2	7.8	
Totals			34	945	110-210	.524	0-5	.000	45-72	.625	94	152	246	7.2	54	57	38	45	35	265	7.8

2015-16 (SOPHOMORE SEASON)

Opponent	Date	gs	min	Total		3-Pointers		Free throws		Rebounds			pf	a	t/o	blk	stl	pts	avg	
				fg	fga	pct	3fg	3fga	pct	ft	fta	pct								off
WESTERN CAROLINA	11/13/15	*	28	9-10	900	0-1	.000	3-3	1.000	2	6	8	8.0	2	2	1	3	0	21	21.0
ROBERT MORRIS	11/15/15	*	24	2-5	400	0-0	.000	0-0	.000	4	3	7	7.5	1	3	2	2	1	4	12.5
at Bowling Green	11/18/15	*	24	3-4	750	0-0	.000	1-2	.500	2	8	10	8.3	3	2	1	1	2	7	10.7
ARKANSAS-PINE BLUFF	11/22/15	*	18	3-4	750	1-1	1.000	3-6	.500	2	4	6	7.8	4	3	1	1	1	10	10.5
SE LOUISIANA	11/24/15	*	37	4-8	500	1-1	1.000	3-5	.600	5	3	8	7.8	1	0	0	2	1	12	10.8
vs Nebraska	11/27/15	*	30	2-6	333	0-0	.000	2-2	1.000	2	2	4	7.2	2	2	2	0	1	6	10.0
vs George Washington	11/28/15	*	27	3-4	750	0-0	.000	0-0	.000	3	8	11	7.7	4	2	2	1	3	6	9.4
BUTLER	12/2/15	*	23	3-4	750	0-0	.000	3-4	.750	3	3	6	7.5	4	1	2	2	1	9	9.4
MORGAN STATE	12/6/15	*	28	4-6	667	1-2	.500	4-5	.800	8	6	14	8.2	2	5	0	2	1	13	9.8
at Xavier	12/12/15	*	29	0-2	.000	0-0	.000	0-0	.000	2	5	7	8.1	3	2	1	0	2	0	8.8
NORFOLK STATE	12/15/15	*	29	9-11	818	1-1	1.000	0-0	.000	3	4	7	8.0	3	2	2	1	0	19	9.7
at VCU	12/19/15	*	30	3-6	500	0-0	.000	7-8	.875	2	7	9	8.1	4	0	1	1	0	13	10.0
IOWA STATE	12/22/15	*	28	5-8	625	0-1	.000	0-2	.000	5	4	9	8.2	1	2	1	0	1	10	10.0
TEMPLE	12/29/15	*	28	3-8	375	0-0	.000	1-1	1.000	3	1	4	7.9	2	2	2	0	0	7	9.8
TULSA	1/2/16	*	30	3-6	500	0-0	.000	1-2	.500	8	6	14	8.3	4	4	0	1	0	7	9.6
at SMU	01/07/16	*	32	6-10	600	0-0	.000	1-2	.500	4	7	11	8.4	2	1	1	0	5	13	9.8
at USF	1/10/16	*	34	0-4	.000	0-0	.000	5-7	.714	7	4	11	8.6	1	2	2	1	1	5	9.5
HOUSTON	1/13/16	*	33	5-6	833	1-1	1.000	3-4	.750	5	2	7	8.5	4	6	1	1	2	14	9.8
at Temple	01/16/16	*	34	6-10	600	0-1	.000	0-1	.000	5	9	14	8.8	4	1	2	2	0	12	9.9
MEMPHIS	01/21/16	*	27	2-5	400	0-0	.000	3-5	.600	1	3	4	8.6	4	1	2	4	2	7	9.8
TULANE	01/24/16	*	23	8-10	800	1-1	1.000	0-2	.000	1	4	5	8.4	0	0	1	1	2	17	10.1
at UCONN	1/28/16	*	32	4-7	571	1-2	.500	4-7	.571	2	4	6	8.3	2	3	4	4	0	13	10.2
USF	02/04/16	*	31	5-10	500	1-2	.500	5-7	.714	9	4	13	8.5	2	4	0	0	1	16	10.5
at Memphis	2/6/16	*	37	6-10	600	1-2	.500	2-4	.500	3	11	14	8.7	3	3	0	4	0	15	10.7
at UCF	2/9/16	*	33	3-9	333	1-2	.500	4-4	1.000	1	7	8	8.7	1	5	1	4	1	11	10.7
EAST CAROLINA	2/13/16	*	33	6-8	750	0-0	.000	3-3	1.000	2	10	12	8.8	0	4	3	1	1	15	10.8
at Tulsa	02/18/16	*	39	7-14	500	2-4	.500	2-2	1.000	2	7	9	8.8	0	0	1	2	2	18	11.1
UCONN	2/20/16	*	34	6-12	500	1-2	.500	0-2	.000	1	10	11	8.9	0	1	3	2	1	13	11.2
at East Carolina	2/27/16	*	27	2-10	200	0-0	.000	0-1	.000	1	2	3	8.7	3	1	1	1	3	4	10.8
at Houston	3/3/16	*	38	0-6	.000	0-1	.000	6-8	.750	3	10	13	8.8	3	1	0	2	1	6	9.9
SMU	03/06/16	*	35	0-8	.000	0-0	.000	7-8	.875	7	4	11	8.9	4	3	0	1	3	7	10.6
vs UCONN	3.11.16	*	48	3-9	333	0-0	.000	6-8	.750	5	7	12	9.0	2	1	2	2	1	12	10.7
vs Saint Joseph's	3/18/16	*	19	1-3	333	0-0	.000	0-0	.000	0	2	2	8.8	1	1	0	1	0	1	10.4
Totals			32	1002	126,243	519	13.25	.520	79-105	.687	113	177	290	8.8	76	42	49	41	344	10.0



#13 TRE SCOTT

FORWARD • 6-8 • 225 • R-FRESHMAN • HS • DARIEN, GA. (McINTOSH COUNTY ACADEMY)

2016-17 (Freshman): Posted 10 points on 5-of-6 shooting with three rebounds in 18 minutes against Penn State (11/20) ... tallied six points with a pair of rebounds and a block in nine minutes (Brown 11/11).

Prior to Cincinnati: Named the Georgia Region 2A Player of the Year as a junior and senior ... tabbed first team all-region as a freshman and sophomore ... set the school scoring mark with 1,824 points while averaging 13.3 rebounds during his career at McIntosh County Academy in Darien, Georgia (population 1,880) ... averaged 21.6 points, 14.1 rebounds, 6.5 assists and 3.5 blocks as a senior ... posted 22.3 points, 13.7 rebounds, 6.7 assists and 3.7 blocks as a junior ... tabbed a three-star prospect by ESPN, Rivals.com and Scout.com and 247 Sports.

Personal: Born Nov. 25, 1996 in Brunswick, Georgia ... son of Anita and Eddie Scott ... has two sisters, Jada and Jadyne ... right-handed.

SEASON & CAREER STATISTICS

2016-17 SEASON		CAREER
10 vs. Penn State, 11/20/16	Pts	10 vs. Penn State, 11/20/16
6 vs. Penn State, 11/20/16	FG Atts	6 vs. Penn State, 11/20/16
5 vs. Penn State, 11/20/16	FG Made	5 vs. Penn State, 11/20/16
0	3PT-FG Atts	0
0	3PT-FG Made	0
3 vs. Brown (11/11/16)	FT Atts	3 vs. Brown (11/11/16)
2 vs. Brown (11/11/16)	FT Made	2 vs. Brown (11/11/16)
3, 2x (last vs. Penn State, 11/20/16)	Rebs	3, 2x (last vs. Penn State, 11/20/16)
1 vs. Penn State, 11/20/16	Assts	1 vs. Penn State, 11/20/16
0	Stls	0
1, 3x (last vs. Penn State, 11/20/16)	Blks	1, 3x (last vs. Penn State, 11/20/16)
10 vs. Penn State, 11/20/16	Mins	10 vs. Penn State, 11/20/16

MISCELLANEOUS STATISTICS

CATEGORY	2016-17	CAREER
Double-Figure Scoring Games	1	1
Double-Figure Rebounding Games	0	0
Double-Double Games	0	0
20-Point Scoring Games	0	0
Games Led UC in Scoring	0	0
Games Led UC in Rebounding	0	0
Games Led UC in Assists	0	0
Games With 3+ Assists	0	0
Games With 3+ Blocks	0	0
Games With 3+ Steals	0	0
Games With 3+ Three-Pointers	0	0


GAME-BY-GAME STATISTICS

2016-17 (R-FRESHMAN SEASON)

Opponent	Date	gs	min	Total		3-Pointers		Free throws		Rebounds			pf	a	t/o	blk	stl	pts	avg	
				fg/fga	pct	3fg/3ga	pct	ft/fta	pct	off	def	tot								avg
BROWN	11/11/16	9	2-3	.667	0-0	.000	2-3	.667	0	2	2	2.0	1	0	0	1	0	6	6.0	
ALBANY	11/14/16	7	2-3	.667	0-0	.000	0-0	.000	2	1	3	2.5	0	0	0	1	0	4	5.0	
vs Rhode Island	11/19/16	0	0-0	.000	0-0	.000	0-0	.000	0	0	0	1.7	0	0	0	0	0	0	3.3	
vs Penn State	11/20/16	18	5-6	.833	0-0	.000	0-0	.000	2	1	3	2.0	1	1	0	1	0	10	5.0	
SAMFORD	11/23/16	7	0-2	.000	0-0	.000	0-0	.000	0	2	2	2.0	0	0	0	0	0	0	4.0	
Totals		0	41	9-14	.643	0-0	.000	2-3	.667	4	6	10	2.0	2	1	0	3	0	20	4.0

CAREER STATISTICS

Season	gp-gs	min/avg	Total		3-Point		F-Throws		Rebounds											Scoring	
			fg-fga	pct	fg-fga	pct	ft-fga	pct	off	def	tot	avg	pf	fo	ast	to	blk	stl	pts	avg	
2016-17	5-0	41/8.2	9-14	.643	0-0	.000	2-3	.667	4	6	10	2.0	2	0	1	0	3	0	20	4.0	
TOTAL	5-0	41/8.2	9-14	.643	0-0	.000	2-3	.667	4	6	10	2.0	2	0	1	0	3	0	20	4.0	



#14 JACKSON BART

FORWARD • 6-5 • 210 • R-FRESHMAN • TR • BARTLESVILLE, OKLA./ORAL ROBERTS

2016-17 (R-Freshman): Logged his first minute as a Bearcat against Brown (11/14).

Prior to Cincinnati: Received a redshirt for his freshman season at Oral Roberts (2014-15) ... did not attend college during the 2015-16 academic year ... averaged 9.5 points and 8.0 rebounds as a senior at Bartlesville High School in 2013-14 ... helped guide the Bruins to a regional championship, state tournament appearance and 23-4 record as a sophomore ... earned all-state accolades by the OCA/OBCA and Oklahoma Indian as a senior and was tabbed a Frontier Valley Conference Academic First Team selection ... twice named to the Arvest Invitational All-Tournament Team and also earned Conestoga Energy Classic All-Tournament honors ... holds school records for charges taken in a game (four), season (31) and career (50) ... coached by his father, Tim.

Personal: Born Jan. 11, 1996 in Oklahoma City, Oklahoma ... son of Tim and Kristi Bart ... father served as an assistant coach at Oral Roberts (1987-91) ... cousin, Chase Williams played football at Oklahoma during the 1999 campaign ... left-handed.

SEASON & CAREER STATISTICS

2016-17 SEASON

	CAREER
0 Pts	0
0 FG Atts	0
0 FG Made	0
0 3PT-FG Atts	0
0 3PT-FG Made	0
0 FT Atts	0
0 FT Made	0
0 Rebs	0
0 Assts	0
0 Stls	0
0 Blks	0
0 Mins	0

MISCELLANEOUS STATISTICS

CATEGORY

	2016-17	CAREER
Double-Figure Scoring Games	0	0
Double-Figure Rebounding Games	0	0
Double-Double Games	0	0
20-Point Scoring Games	0	0
Games Led UC in Scoring	0	0
Games Led UC in Rebounding	0	0
Games Led UC in Assists	0	0
Games With 3+ Assists	0	0
Games With 3+ Blocks	0	0
Games With 3+ Steals	0	0
Games With 3+ Three-Pointers	0	0


GAME-BY-GAME STATISTICS

2016-17 (R-FRESHMAN SEASON)

Opponent	Date	gs	min	Total fg-fga	pct	3-Pointers 3fg-fga	pct	Free throws ft-fa	pct	Rebounds off def tot	avg	pf	a	t/o	blk	stl	pts	avg
ALBANY	11/14/16	1		0-0	.000	0-0	.000	0-0	.000	0	0	0	0.0	0	0	0	0	0.0
Totals		0	1	0-0	.000	0-0	.000	0-0	.000	0	0	0	0.0	0	0	0	0	0.0

CAREER STATISTICS

Season	gp-gs	min/avg	Total fg-fga	pct	3-Point fg-fga	pct	F-Throws ft-fa	pct	Rebounds off def tot	avg	pf	fo	ast	to	blk	stl	Scoring pts	avg
2016-17	1-0	1/1.0	0-0	.000	0-0	.000	0-0	.000	0	0	0	0.0	0	0	0	0	0	0.0
TOTAL	1-0	1/1.0	0-0	.000	0-0	.000	0-0	.000	0	0	0	0.0	0	0	0	0	0	0.0



#24 KYLE WASHINGTON

FORWARD • 6-9 • 230 • JUNIOR • TR • CHAMPLIN, MINN. (NC STATE)

CONFERENCE AWARDS

» Weekly Honor Roll (11/21/16)

OTHER AWARDS

» Naismith Memorial Hall of Fame Tip Off All-Tournament Team (2016)

MOMENTS

» Posted a career-high 23 points on 8-of-15 shooting with 10 rebounds and four blocks against No. 21 Rhode Island (11/19/16)

» Pulled down a career-high 17 rebounds vs. Penn State (11/20/16), most by a Bearcat since Cedric McGowan grabbed 20 rebounds vs. DePaul in 2006.

» Scored in double figures nine times during 2014-15 season at NC State, including in six games against teams that later advanced to the NCAA Tournament

» Recorded a double-double with 14 points and 10 rebounds as a freshman at No. 1 Syracuse (2/15/14)

2016-17 Season (Junior): Earned his fourth double-double in five games with 18 points on 8-of-11 shooting with 12 rebounds against Samford (11/23) ... named to the Naismith Memorial Hall of Fame Tip Off All-Tournament Team after averaging 19.5 points, 13.5 rebounds and 2.5 blocks while posting a pair of double-doubles (11/19-20) ... posted a career-high 23 points on 8-of-15 shooting with 10 rebounds and four blocks against No. 21 Rhode Island (11/19) ... registered 16 points and a career-best 17 rebounds against Penn State (11/20) ... posted a double-double with 16 points, 12 rebounds and five assists in 25 minutes in UC debut against Brown (11/11).

2015-16 Season (Junior): Sat out the 2015-16 season due to NCAA transfer rules.

Prior to Cincinnati: Started 18 of 34 games as a sophomore at NC State in 2014-15, averaging 6.8 points and 4.1 rebounds in 17.8 minutes ... reached double figures in scoring in nine games, including six matchups against teams that participated in the NCAA Tournament ... scored a season-high 17 points twice, at Purdue (12/2/14) and against North Carolina (1/14/15) ... started 25 of 36 games as a freshman for the Wolfpack during the 2013-14 campaign, averaging 4.2 points and 4.0 rebounds in 19.9 minutes ... posted a double-double with a season-high 14 points and 10 rebounds at No. 1 Syracuse (2/15/14) ... pulled down seven rebounds and blocked four shots against North Carolina (2/26/14) ... ranked in the top 100 nationally by Rivals.com (93) and ESPN.com (97) ... averaged 12 points and 10 rebounds at Brewster Academy (New Hampshire) during the 2012-13 season ... helped lead the Bobcats to a 32-6 record and the 2013 NEPSAC championship ... averaged 15 points and 10 rebounds at The Hotchkiss School (Connecticut) during the 2011-12 season ... earned three varsity letters at Benilde-St. Margaret's School (Minnesota) from 2009-11.

Personal: Born Aug. 18, 1993 ... Son of Tami Hill-Washington and Curtis Washington ... has one brother, Tyler ... left-handed.

SEASON & CAREER STATISTICS

2016-17 SEASON

		CAREER (• SET AT NC STATE)
23 vs. Rhode Island, 11/19/16	Pts	23 vs. Rhode Island, 11/19/16
16 vs. Penn State, 11/20/16	FG Atts	16 vs. Penn State, 11/20/16
8, 2x (last vs. Samford, 11/23/16)	FG Made	8, 4x (last vs. Samford, 11/23/16)
3 vs. Rhode Island, 11/19/16	3PT-FG Atts	3, 2x (last vs. Rhode Island, 11/19/16)
2 vs. Rhode Island, 11/19/16	3PT-FG Made	2 vs. Rhode Island, 11/19/16
6 vs. Rhode Island, 11/19/16	FT Atts	9 vs. Miami, 3/13/14•
5 vs. Rhode Island, 11/19/16	FT Made	7 vs. Miami, 3/13/14•
17 vs. Penn State, 11/20/16	Rebs	17 vs. Penn State, 11/20/16
5 vs. Brown, 11/11/16	Assts	5 vs. Brown, 11/11/16
0	Stls	2, at Clemson, 2/18/14•
4 vs. Rhode Island, 11/19/16	Blks	4, 5x (last vs. Rhode Island, 11/19/16)
37 vs. Rhode Island, 11/19/16	Mins	37 vs. Rhode Island, 11/19/16

MISCELLANEOUS STATISTICS

CATEGORY	2013-14•	2014-15•	2016-17	CAREER
Double-Figure Scoring Games	4	9	5	18
Double-Figure Rebounding Games	3	2	4	9
Double-Double Games	1	2	4	7
20-Point Scoring Games	0	0	1	1
Games Led Team in Scoring	0	2	2	4
Games Led Team in Rebounding	4	9	4	17
Games Led Team in Assists	0	0	0	0
Games With 3+ Assists	0	1	1	2
Games With 3+ Blocks	2	5	2	10
Games With 3+ Steals	0	0	0	0
Games With 3+ Three-Pointers	0	0	0	0

• Statistics from playing career at NC State

GAME-BY-GAME STATISTICS

2016-17 (JUNIOR SEASON)

Opponent	Date	gs	min	Total	3-Pointers	Free throws	Rebounds											
				fg-fga	pctl	3fg-fga	pctl	ft-fa	pctl	off	def	tot	avg	pf	a	t/o	blk	stl
BROWN	11/11/16	*	25	6-11	.545	0-2	.000	4-4	1.000	4	8	12	12.0	1	5	3	2	0
ALBANY	11/14/16	*	20	6-8	.750	0-0	.000	1-5	.200	2	1	3	7.5	3	0	0	0	13
vs Rhode Island	11/19/16	*	37	8-15	.533	2-3	.667	5-6	.833	3	7	10	8.3	3	0	2	4	1
vs Penn State	11/20/16	*	34	7-16	.438	0-0	.000	2-2	1.000	3	14	17	10.5	3	2	4	1	0
SAMFORD	11/23/16	*	22	8-11	.727	0-0	.000	2-2	1.000	5	7	12	10.8	4	1	1	3	0
Totals			5	138	35-61	.574	2-5	.400	14-19	.737	17	37	54	10.8	14	8	10	1

CAREER STATISTICS

YEAR	GP-GS	MIN-AVG	FG-FGA	PCT	3-PTERS	FG-FGA	PCT	FT-FTA	PCT	REBOUNDS	PF-FO	AST	TO	BLK	STL	PTS-AVG
2013-14•	36-25	718-19.9	73-168	.435	0-2	.000	27-48	.563	29-110-139	3.9	77-1	16	35	21	6	173-4.8
2014-15•	34-18	604-17.8	98-210	.467	7-13	.538	28-39	.718	40-99-139	4.1	71-0	15	32	37	7	231-6.8
2016-17	5-5	138-27.6	35-61	.574	2-5	.400	14-19	.737	17-37-54	10.8	14-0	8	10	10	1	86-17.2
TOTAL	75-48	1460-19.5	206-439	.469	9-20	.450	69-106	.651	86-246-332	4.4	162-1	46	77	68	14	490-6.5

• - Statistics from playing career at NC State



#24 KYLE WASHINGTON

FORWARD • 6-9 • 230 • JUNIOR • TR • CHAMPLIN, MINN. (NC STATE)

GAME-BY-GAME STATISTICS

2014-15 (SOPHOMORE SEASON AT NC STATE)

Opponent	Date	S	Min	TOTAL		3PTERS		REBOUNDS							Pct	PF-FO	A	TO	Blk	Stl	Pts-Avg
				FG-FGA	Pct	3FG-FGA	Pct	FT-FTA	Pct	Off-Def-Tot	Avg										
JACKSON STATE	11/14/14	*	18	2-5	.400	0-0	.000	3-4	.750	0-9-9	9.0	1-0	1	1	2	0	7-7.0				
HOFSTRA	11/17/14	*	21	1-6	.167	0-1	.000	0-1	.000	1-5-6	7.5	4-0	0	3	1	0	2-4.5				
JACKSONVILLE	11/20/14	*	12	3-4	.750	0-0	.000	1-1	1.000	0-1-1	5.3	4-0	1	0	2	0	7-5.3				
USF	11/23/14		16	4-10	.400	0-0	.000	0-0	.000	2-3-5	5.3	1-0	0	0	0	0	8-6.0				
RICHMOND	11/26/14		27	3-6	.500	1-1	1.000	2-2	1.000	3-2-5	5.2	0-0	0	2	2	0	9-6.6				
BOISE STATE	11/28/14		21	3-8	.375	0-1	.000	2-2	1.000	0-6-6	5.3	3-0	0	0	0	0	8-6.8				
at Purdue	12/2/14		28	8-15	.533	1-1	1.000	0-0	.000	3-6-9	5.9	2-0	0	0	2	0	17-8.3				
WAKE FOREST	12/6/14		20	3-5	.600	0-0	.000	0-1	.000	0-3-3	5.5	2-0	0	2	1	1	6-8.0				
CHARLESTON SO.	12/12/14		17	2-4	.500	0-0	.000	0-0	.000	2-0-2	5.1	2-0	2	1	3	0	4-7.6				
WOFFORD	12/14/14		20	1-7	.143	0-0	.000	0-0	.000	1-4-5	5.1	3-0	0	3	1	1	2-7.0				
TENNESSEE	12/17/14	*	15	0-3	.000	0-1	.000	2-2	1.000	0-2-2	4.8	0-0	0	1	1	0	2-6.5				
vs. West Virginia	12/20/14	*	30	1-3	.333	0-0	.000	3-4	.750	1-1-2	4.6	3-0	1	1	1	0	5-6.4				
LOUISIANA TECH	12/23/14	*	24	5-8	.625	0-0	.000	1-1	1.000	2-8-10	5.0	3-0	0	1	1	1	11-6.8				
CINCINNATI	12/30/14	*	22	4-10	.4000	0-0	.000	2-2	1.000	3-3-6	5.1	2-0	0	2	1	1	10-7.0				
PITTSBURGH	1/3/15	*	10	0-3	.000	0-0	.000	0-0	.000	0-2-2	4.9	3-0	0	1	1	0	0-6.5				
at Virginia	1/7/15	*	24	6-11	.545	1-3	.333	0-2	.000	3-7-10	5.2	2-0	0	2	0	0	13-6.9				
DUKE	1/11/15	*	20	4-7	.571	1-1	1.000	0-0	.000	0-2-2	5.0	3-0	3	0	4	0	9-7.1				
NORTH CAROLINA	1/14/15	*	30	8-14	.571	1-1	1.000	0-0	.000	2-1-3	4.9	3-0	1	1	1	1	17-7.6				
at Florida State	1/17/15	*	24	4-8	.500	0-0	.000	0-0	.000	2-4-6	4.9	2-0	0	1	4	1	8-7.6				
at Miami	1/22/15	*	16	4-9	.444	0-0	.000	0-0	.000	1-0-1	4.8	4-0	1	0	1	0	8-7.7				
NOTRE DAME	1/25/15	*	23	6-8	.750	0-0	.000	0-0	.000	2-4-6	4.8	2-0	1	1	0	0	12-7.9				
CLEMSON	1/28/15	*	14	1-6	.167	0-0	.000	1-2	.5000	1-2-3	4.7	3-0	0	0	1	0	3-7.6				
at Georgia Tech	1/31/15	*	35	5-12	.417	0-0	.000	4-4	1.000	2-3-5	4.7	4-0	1	1	1	0	14-7.9				
at Wake Forest	2/3/15	*	13	1-2	.500	0-0	.000	0-0	.000	0-3-3	4.7	4-0	0	3	0	0	2-7.7				
VIRGINIA	2/11/15	*	28	3-8	.375	1-2	.500	0-0	.000	3-3-6	4.7	0-0	0	2	3	1	7-7.6				
at Louisville	2/14/15		7	1-3	.333	0-0	.000	0-0	.000	1-3-4	4.7	1-0	0	0	0	0	2-7.4				
at North Carolina	2/24/15		13	0-3	.000	0-0	.000	0-0	.000	0-3-3	4.6	0-0	0	0	0	0	0-7.1				
at Boston College	2/28/15		18	5-8	.625	0-0	.000	4-7	.571	3-4-7	4.7	1-0	0	1	0	0	14-7.4				
SYRACUSE	3/7/15		6	0-1	.000	0-0	.000	0-0	.000	0-1-1	4.6	1-0	0	0	3	0	0-7.1				
vs. Pittsburgh	3/11/15		5	0-0	.000	0-0	.000	0-0	.000	0-1-1	4.5	0-0	1	0	0	0	0-6.9				
vs. Duke	3/12/15		3	1-2	.500	0-0	.000	0-0	.000	0-0-0	4.3	0-0	0	0	0	0	2-6.7				
vs. LSU	3/19/15		12	4-5	.800	1-1	1.0000	0-0	.000	2-2-4	4.3	4-0	1	1	0	0	9-6.8				
vs. Villanova	3/21/15		3	1-1	1.000	0-0	.000	0-0	.000	0-0-0	4.2	1-0	1	0	0	0	2-6.7				
vs. Louisville	3/27/15		9	4-5	.800	0-0	.000	3-4	.750	0-1-1	4.1	3-0	0	1	0	0	11-6.8				
Totals			18	604	98-210	.467	7-13	.538	28-39	.718	40-99-139	4.1	71-0	15	32	37	7	231-6.8			

2013-14 (FRESHMAN SEASON AT NC STATE)

Opponent	Date	S	Min	TOTAL		3PTERS		REBOUNDS							Pct-Avg		
				FG-FGA	Pct	3FG-FGA	Pct	FT-FTA	Pct	Off-Def-Tot	Avg	PF-FO	A	To		Blk	Stl
APPALACHIAN ST	11/8/13	*	22	0-4	.000	0-0	.000	0-0	.000	2-1-3	3.0	1-0	0	2	0	0	0-0.0
at Cincinnati	11/12/13	*	11	0-2	.000	0-0	.000	0-0	.000	1-1-2	2.5	3-0	0	0	0	0	0-0.0
CAMPBELL	11/16/13	*	7	1-1	1.000	0-0	.000	0-0	.000	0-0-0	1.7	0-0	0	2	0	0	2-0.7
N.C. CENTRAL	11/20/13		10	1-2	.500	0-0	.000	0-0	.000	1-1-2	1.8	0-0	0	0	0	0	2-1.0
FLA GULF COAST	11/26/13		15	3-6	.500	0-0	.000	0-0	.000	0-5-5	2.4	4-0	2	2	0	0	6-2.0
EASTERN KY	11/30/13		9	0-1	.000	0-0	.000	1-2	.500	0-2-2	2.3	0-0	0	0	0	0	1-1.8
NORTHWESTERN	12/4/13		15	0-1	.000	0-0	.000	1-2	.500	1-3-4	2.6	1-0	1	0	0	0	1-1.7
LONG BEACH STATE	12/7/13		16	3-6	.500	0-0	.000	0-0	.000	1-2-3	2.6	2-0	1	0	2	0	6-2.3
DETROIT	12/14/13		26	2-3	.667	0-0	.000	4-4	1.000	2-4-6	3.0	1-0	1	1	0	0	8-2.9
at Tennessee	12/18/13		23	2-3	.667	0-0	.000	1-2	.500	0-7-7	3.4	3-0	1	3	2	1	5-3.1
EAST CAROLINA	12/21/13		16	0-1	.000	0-0	.000	0-0	.000	0-2-2	3.3	0-0	2	0	0	0	0-2.8
MISSOURI	12/28/13		24	5-7	.714	0-0	.000	0-0	.000	0-3-3	3.3	1-0	0	2	0	0	10-3.4
at UNC Greensboro	12/30/13		22	2-7	.286	0-0	.000	0-0	.000	1-3-4	3.3	3-0	0	0	0	0	4-3.5
PITTSBURGH	1/4/14		17	1-3	.333	0-0	.000	0-0	.000	2-1-3	3.3	1-0	1	1	0	0	2-3.4
at Notre Dame	1/7/14	*	18	2-4	.500	0-0	.000	1-1	1.000	0-1-1	3.1	3-0	0	2	0	0	5-3.5
VIRGINIA	1/11/14	*	20	3-5	.600	0-0	.000	1-1	1.000	2-3-5	3.3	3-0	0	2	4	0	7-3.7
at Wake Forest	1/15/14	*	14	2-3	.667	0-0	.000	0-0	.000	0-5-5	3.4	4-0	1	0	1	0	4-3.7
at Duke	1/18/14	*	35	4-11	.364	0-0	.000	0-2	.000	2-3-5	3.4	2-0	0	4	1	1	8-3.9
MARYLAND	1/20/14	*	26	3-6	.5000	0-0	.000	0-0	.000	2-8-10	3.8	2-0	2	3	0	0	6-4.1
GEORGIA TECH	1/26/14	*	18	4-6	.667	0-0	.000	0-0	.000	0-3-3	3.8	4-0	0	0	0	0	8-4.3
FLORIDA STATE	1/29/14	*	28	3-7	.429	0-0	.000	1-2	.500	1-6-7	3.9	2-0	0	1	2	0	7-4.4
at North Carolina	2/1/14	*	20	0-8	.000	0-0	.000	1-2	.500	1-4-5	4.0	3-0	0	1	2	0	1-4.2
at Miami	2/8/14	*	18	0-3	.000	0-0	.000	0-2	.000	0-3-3	3.9	3-0	0	0	0	0	0-4.0
WAKE FOREST	2/11/14	*	21	2-6	.333	0-0	.000	3-6	.500	1-3-4	3.9	2-0	0	1	0	0	7-4.2
at Syracuse	2/15/14	*	33	7-11	.636	0-1	.000	0-0	.000	1-9-10	4.2	4-0	0	1	0	1	14-4.6
at Clemson	2/18/14	*	26	3-6	.500	0-0	.000	1-2	.500	0-0-0	4.0	3-0	0	2	0	2	7-4.7
at Virginia Tech	2/22/14	*	32	6-11	.545	0-0	.000	1-3	.333	2-3-5	4.0	5-1	1	2	1	0	13-5.0
NORTH CAROLINA	2/26/14	*	35	1-4	.250	0-1	.000	0-1	.333	1-9-10	4.3	3-0	0	2	4	0	2-4.9
MIAMI	3/1/14	*	32	3-7	.429	0-0	.000	7-9	.778	2-3-5	4.3	1-0	1	0	0	0	13-5.1
at Pittsburgh	3/3/14	*	19	0-3	.000	0-0	.000	0-2	.000	0-0-0	4.1	2-0	1	1	0	0	0-5.0
BOSTON COLLEGE	3/9/14	*	19	1-3	.333	0-0	.000	2-2	1.000	0-0-0	4.0	1-0	0	1	0	0	4-4.9
vs. Miami	3/13/14	*	15	2-4	.500	0-0	.000	0-0	.000	0-1-1	3.9	1-0	0	0	0	1	4-4.9
vs. Syracuse	3/14/14	*	20	1-5	.200	0-0	.000	1-2	.500	2-5-7	4.0	3-0	1	0	0	0	3-4.8
vs. Duke	3/15/14	*	15	2-4	.500	0-0	.000	1-1	1.000	1-3-4	4.0	2-0	0	0	0	0	5-4.9
vs. Xavier	3/18/14	*	11	3-3	1.000	0-0	.000	0-0	.000	0-2-2	3.9	3-0	0	1	0	0	6-4.9
vs. Saint Louis	3/20/14	*	10	1-1	1.000	0-0	.000	0-0	.000	0-0-1	3.9	1-0	0	0	0	0	2-4.8
Totals			25	718	73-168	.435	0-2	.000	27-48	.563	29-110-139	3.9	77-1	16	35	21	6 173-4.8



#25 KEVIN JOHNSON

GUARD • 6-3 • 185 • SENIOR • 3L • CINCINNATI, OHIO (SUMMIT COUNTRY DAY)

MOMENTS

- » Hit the potential game-winning three-pointer with 0.8 seconds left in triple overtime against UConn (3/11/16) in the quarterfinals of the American Championship
- » Got hot from the perimeter, making four three-pointers against both Temple (1/17/15) and at Tulane (2/28/15)
- » Sank a pair of free throws with 11 seconds remaining to help secure a 61-60 road win at Houston (1/17/14)
- » Nailed a three-pointer with 36 seconds left to help send Cincinnati to a 61-58 win over UCF in 2014 American Championship quarterfinals

2015-16 Season (Junior): Played in all 33 games with two starts, averaging 6.1 points, 1.8 rebounds and 1.7 assists in 21.2 minutes ... scored a season-high 15 points with four three-pointers in 22 minutes against Houston (1/13) ... netted 14 points with four threes in 23 minutes against Robert Morris (11/15) ... hit a three-pointer with 0.8 seconds left in the third overtime that gave UC an 88-85 lead prior to a 70-foot three-pointer by UConn guard Jalen Adams forced a fourth overtime in the 104-97 four-overtime Huskies win in the quarterfinals of the American Championship (3/11) ... reached double figures in scoring in six games ... swiped as many as three steals in three games.

2014-15 Season (Sophomore): Started 24 of 34 games played, averaging 6.5 points, 1.4 rebounds, and 1.3 assists in 21.8 minutes ... ranked third on the team in scoring in January, averaging 8.3 points with a team-best 14 three-pointers ... scored in double figures in eight games and handed out three or more assists six times ... posted a season-high 15 points with a season-best four three-pointers at Tulane (2/28) ... had 14 points with a season-best four three-pointers against Temple (1/17) ... registered 13 points with a trio of three-pointers and four rebounds at UCF (1/25) ... recorded 12 points and a season-high five rebounds with two assists and two steals at Houston (2/21).

2013-14 Season (Freshman): Played in 33 games as a reserve, averaging 3.7 points and 1.0 rebounds in 10.2 minutes ... led the team in free-throw shooting (86.7 percent), making 26 of 30 attempts, including several in clutch situations ... made his last 19 free throws of the season ... made a pair of free throws with 11 seconds left in UC's 61-60 win at Houston (1/7) ... hit a three-pointer with 36 seconds left to secure UC's win over UCF (3/13) in the quarterfinals of the American Championship ... scored a season-high 11 points on 4-of-6 shooting to go with four rebounds against Nebraska (12/28) ... posted 10 points with 5-of-6 free throws against Chicago State (12/23) ... tallied eight points with a pair of three-pointers and three assists at Rutgers (3/8).

Prior to Cincinnati: Averaged 21 points and five rebounds as a senior at Summit Country Day, helping the Silver Knights to a 25-1 record and second-place regional finish ... guided his team to a 26-1 record and the school's first Division III state crown as a junior while averaging 14.1 points, 6.6 rebounds and 2.8 assists ... earned most valuable player award in 2012 state championship game ... tabbed co-player of the year as a junior and senior ... earned co-Mr. Basketball accolades as a senior ... selected a Top 150 prospect and Top 30 shooting guard by Rivals.com ... coached by Michael Bradley.

Personal: Born June 11, 1995 in Cincinnati, Ohio ... son of Katrice Rosser-Johnson and Kevin Johnson Sr. ... right-handed.

SEASON & CAREER STATISTICS

2016-17 SEASON

		CAREER
10 vs. Samford, 11/23/16	Pts	15, 2x (last vs. Houston, 1/13/16)
12 vs. Samford, 11/23/16	FG Atts	14 vs. Robert Morris, 11/15/15
4 vs. Samford, 11/23/16	FG Made	5, 6x (last vs. East Carolina, 2/13/16)
8 vs. Samford, 11/23/16	3PT-FG Atts	9, 2x (last vs. Houston, 1/13/16)
2 vs. Samford, 11/23/16	3PT-FG Made	4, 4x 2x (last vs. Houston, 1/13/16)
2 vs. Penn State, 11/20/16	FT Atts	6, 2x (last vs. Memphis, 3/8/15)
0	FT Made	5, vs. Chicago State, 12/23/13
4 vs. Albany, 11/14/16	Rebs	6 at Temple, 1/16/16
2 vs. Samford, 11/23/16	Assts	4, 2x (last at UConn, 1/28/16)
3 vs. Samford, 11/23/16	Stls	4 vs. Wagner, 12/23/14
1 vs. Brown, 11/11/16	Blks	2 vs. Stony Brook, 12/2/14
35 vs. Samford, 11/23/16	Mins	36, 2x (last at East Carolina, 2/27/16)

MISCELLANEOUS STATISTICS

CATEGORY	2013-14	2014-15	2015-16	2016-17	CAREER
Double-Figure Scoring Games	2	8	6	1	17
Double-Figure Rebounding Games	0	0	0	0	0
Double-Double Games	0	0	0	0	0
20-Point Scoring Games	0	0	0	0	0
Games Led UC in Scoring	0	4	2	0	6
Games Led UC in Rebounding	0	0	0	0	0
Games Led UC in Assists	0	4	3	0	7
Games With 3+ Assists	3	6	10	0	19
Games With 3+ Blocks	0	0	0	0	0
Games With 3+ Steals	0	1	3	1	5
Games With 3+ Three-Pointers	0	5	3	0	8

CAREER STATISTICS

			Total		3-Point		F-Throws		Rebounds											Scoring	
Season	gp-gs	min/avg	fg-fga	pct	fg-fga	pct	ft-fa	pct	off	def	tot	avg	pf	fo	ast	to	blk	stl	pts	avg	
2013-14	33-0	338/10.2	41-103	.398	15-48	.313	26-30	.867	14	19	33	1.0	42	0	21	17	3	13	123	3.7	
2014-15	34-24	742/21.8	74-195	.379	43-123	.350	29-44	.659	6	40	46	1.4	68	0	45	54	4	28	220	6.5	
2015-16	33-2	700/21.2	68-196	.347	40-130	.308	24-32	.750	24	34	58	1.8	51	0	55	38	2	30	200	6.1	
2016-17	5-5	123/24.6	8-29	.276	4-21	.190	0-2	.000	5	4	9	1.8	11	0	4	9	1	7	20	4.0	
TOTAL	105-31	1903/18.1	191-523	.365	102-322	.317	79-108	.731	49	97	146	1.4	172	0	125	118	10	78	563	5.4	



#25 KEVIN JOHNSON

GUARD • 6-3 • 185 • SENIOR • 3L • CINCINNATI, OHIO (SUMMIT COUNTRY DAY)

GAME-BY-GAME STATISTICS

2016-17 (SENIOR SEASON)


Opponent	Date	gs	min	Total		3-Pointers		Free throws		Rebounds			pf	a	tlo	blk	stl	pts	avg	
				fg-fga	pct	3fg-fga	pct	ft-fa	pct	off	def	tot								
BROWN	11/11/16	*	18	0-3	.000	0-3	.000	0-0	.000	1	1	2	2.0	1	1	1	1	0	0.0	
ALBANY	11/14/16	*	25	2-6	.333	0-4	.000	0-0	.000	2	2	4	3.0	2	0	3	0	2	4.0	
vs Rhode Island	11/19/16	*	20	1-4	.250	1-3	.333	0-0	.000	1	0	1	2.3	3	0	2	0	3	2.3	
vs Penn State	11/20/16	*	25	1-4	.250	1-3	.333	0-2	.000	0	1	1	2.0	1	1	1	0	2	3.2	
SAMFORD	11/23/16	*	35	4-12	.333	2-8	.250	0-0	.000	1	0	1	1.8	4	2	2	0	3	10.4	
Totals			5	123	8-29	.276	4-21	.190	0-2	.000	5	4	9	1.8	11	4	9	1	7	20.4

2014-15 (SOPHOMORE SEASON)

Opponent	Date	gs	min	Total		3-Pointers		Free throws		Rebounds			pf	a	tlo	blk	stl	pts	avg	
				fg-fga	pct	3fg-fga	pct	ft-fa	pct	off	def	tot								
SAINT FRANCIS	11/14/14		17	3-5	.600	0-2	.000	1-2	.500	0	0	0	0.0	1	2	2	0	1	7.0	
MOREHEAD STATE	11/19/14		4	0-0	.000	0-0	.000	0-0	.000	0	0	0	0.0	3	0	1	0	0	3.5	
EASTERN ILLINOIS	11/23/14	*	18	0-6	.000	0-5	.000	2-3	.667	0	3	3	1.0	2	1	3	0	0	2.3	
N.C. CENTRAL	11/25/14	*	23	3-5	.600	3-4	.750	0-0	.000	0	0	0	0.8	1	1	1	0	0	9.4	
vs Middle Tennessee	11/28/14	*	23	2-6	.333	2-5	.400	0-0	.000	0	3	3	1.2	0	0	3	0	0	6.4	
vs Ole Miss	11/29/14	*	32	1-6	.167	0-5	.000	0-0	.000	0	1	1	1.2	2	1	0	0	2	4.3	
STONY BROOK	12/02/14	*	25	4-6	.667	2-2	1.000	2-5	.400	0	3	3	1.4	3	1	1	2	1	12.5	
at Nebraska	12/13/14	*	25	1-7	.143	1-5	.200	0-0	.000	0	1	1	1.4	3	0	1	0	0	3.5	
SAN DIEGO STATE	12/17/14	*	21	2-3	.667	1-2	.500	4-4	1.000	0	1	1	1.3	3	1	3	0	1	9.5	
VCU	12/20/14	*	17	1-3	.333	0-2	.000	0-0	.000	0	0	0	1.2	1	0	3	0	2	5.2	
WAGNER	12/23/14	*	21	5-8	.625	1-3	.333	0-0	.000	0	2	2	1.3	2	3	1	0	4	11.5	
at NC State	12-30-14	*	24	1-5	.200	0-3	.000	0-0	.000	0	0	0	1.2	3	1	1	0	2	5.4	
SMU	01/03/15	*	16	1-3	.333	1-3	.333	2-2	1.000	0	1	1	1.2	4	0	4	1	1	5.4	
EAST CAROLINA	01/06/15	*	21	5-9	.556	2-4	.500	0-1	.000	0	1	1	1.1	0	0	1	0	1	12.5	
at UConn	1/10/15	*	25	1-8	.125	0-4	.000	4-4	1.000	0	2	2	1.2	4	2	1	0	0	6.5	
at Memphis	1/15/15	*	25	2-5	.400	1-4	.250	0-0	.000	0	0	0	1.1	1	3	1	0	2	5.8	
TEMPLE	01/17/15	*	31	5-7	.714	4-5	.800	0-0	.000	0	1	1	1.2	2	1	0	0	2	14.6	
HOUSTON	01/21/15	*	20	1-5	.200	1-3	.333	0-0	.000	0	1	1	1.2	3	2	0	0	1	3.6	
at UCF	01/25/15	*	23	3-9	.333	3-7	.429	4-4	1.000	1	3	4	1.3	3	1	1	0	2	13.6	
UConn	01/28/15	*	24	2-5	.400	2-4	.500	2-4	.500	0	0	0	1.3	4	2	1	0	0	8.6	
at East Carolina	02/01/15	*	28	1-8	.125	0-7	.000	0-0	.000	0	1	1	1.2	4	3	2	1	0	2.6	
at SMU	02/05/15	*	22	0-4	.000	0-2	.000	0-0	.000	0	0	0	1.2	2	2	3	0	1	0.0	
USF	02/07/15	*	22	4-11	.364	3-6	.500	0-0	.000	0	1	1	1.2	3	3	1	0	0	11.6	
at Temple	02/10/15	*	36	2-9	.222	2-5	.400	0-2	.000	1	2	3	1.3	1	3	1	0	1	6.6	
TULANE	02/14/15	*	27	1-4	.250	0-2	.000	0-0	.000	0	2	2	1.3	1	3	2	0	1	2.6	
XAVIER	02/18/15	*	14	1-4	.250	0-2	.000	0-0	.000	0	1	1	1.3	1	0	2	0	1	2.5	
at Houston	2/21/15		31	4-8	.500	2-4	.500	2-3	.667	0	5	5	1.4	2	2	4	0	2	12.6	
UCF	02/25/15		15	3-3	1.000	2-2	1.000	0-0	.000	0	1	1	1.4	0	0	4	0	0	8.6	
at Tulane	02/28/15		21	5-8	.625	4-6	.667	1-2	.500	1	1	2	1.4	4	2	0	0	1	15.6	
at Tulsa	03/04/15		15	3-7	.429	1-4	.250	1-2	.500	2	0	2	1.4	1	1	1	0	0	8.6	
MEMPHIS	03/08/15		20	2-7	.286	1-4	.250	4-6	.667	0	1	1	1.4	1	1	2	0	1	9.6	
vs UConn	3/13/15		15	1-4	.250	1-1	1.000	0-0	.000	0	0	0	1.4	1	1	2	0	0	3.6	
vs Purdue	3/19/15		22	3-5	.600	2-4	.500	0-0	.000	0	1	1	1.4	1	2	0	0	0	8.6	
vs Kentucky	3/21/15		19	1-3	.333	1-2	.500	0-0	.000	0	1	1	1.4	1	0	2	0	0	3.6	
Totals			24	742	74-195	.379	43-123	.350	29-44	.659	6	40	46	1.4	68	45	54	4	28	220.6

2015-16 (JUNIOR SEASON)

Opponent	Date	gs	min	Total		3-Pointers		Free throws		Rebounds			pf	a	tlo	blk	stl	pts	avg
				fg	pct	3fg	pct	ft	pct	off	def	tot							
WESTERN CAROLINA	11/13/15	20	2-7	286	1-5	200	1-2	.500	0	1	1	1.0	2	3	0	0	0	6.0	
ROBERT MORRIS	11/15/15	23	5-14	357	4-9	444	0-0	.000	3	1	4	2.5	2	3	0	0	2	14.0	
at Bowling Green	11/18/15	20	3-8	375	2-6	333	0-0	.000	0	1	1	2.0	2	2	1	0	1	8.9	
ARKANSAS-PINE BLUFF	11/22/15	15	1-6	167	0-3	000	3-3	1.000	0	0	0	1.5	2	2	0	0	1	5.8	
SE LOUISIANA	11/24/15	18	1-7	143	1-4	250	0-0	.000	0	1	1	1.4	3	3	2	0	2	3.7	
vs Nebraska	11/27/15	25	1-5	200	1-3	333	1-2	.500	3	2	5	2.0	1	3	1	0	1	4.7	
vs George Washington	11/28/15	25	5-9	556	1-5	200	0-0	.000	2	0	2	2.0	1	0	0	0	0	11.7	
BUTLER	12/2/15	26	3-5	600	2-3	667	1-2	.500	0	1	1	1.9	3	1	2	0	0	9.7	
MORGAN STATE	12/6/15	22	4-8	500	2-6	333	0-0	.000	2	1	3	2.0	1	3	3	0	2	10.7	
at Xavier	12/12/15	16	1-2	500	1-2	500	0-0	.000	0	0	0	1.8	2	1	3	0	1	3.7	
NORFOLK STATE	12/15/15	10	0-2	000	0-2	000	0-0	.000	1	0	1	1.7	3	1	3	0	0	0.6	
at VCU	12/19/15	15	0-2	000	0-2	000	4-4	1.000	0	1	1	1.7	1	0	0	0	1	4.4	
IOWA STATE	12/22/15	19	3-4	750	2-3	667	0-0	.000	1	0	1	1.6	3	0	2	0	0	8.5	
TEMPLE	12/29/15	13	1-4	250	1-3	333	0-0	.000	0	0	0	1.5	2	0	1	0	0	3.6	
TULSA	12/16	21	2-8	250	2-5	400	1-2	.500	1	0	1	1.5	1	1	2	0	2	7.6	
at SMU	01/07/16	12	2-4	500	1-3	333	0-0	.000	0	0	0	1.4	0	0	0	0	0	5.6	
at USF	1/10/16	17	1-4	250	0-3	000	0-0	.000	0	2	2	1.4	2	2	2	0	0	2.6	
HOUSTON	1/13/16	22	5-12	417	4-9	444	1-2	.500	0	3	3	1.5	0	1	0	0	2	15.5	
at Temple	01/16/16	24	1-7	143	0-5	000	0-0	.000	2	4	6	1.7	1	4	3	0	0	2.6	
MEMPHIS	01/21/16	20	3-7	429	1-5	200	2-3	.667	1	3	4	1.9	3	1	0	0	3	9.6	
TULANE	01/24/16	18	0-2	000	0-1	000	3-4	.750	0	2	2	1.9	2	1	0	0	1	3.6	
at UCONN	1/28/16	16	1-5	200	1-4	250	0-0	.000	0	0	0	1.8	0	4	1	0	1	3.6	
USF	02/04/16	17	2-4	500	1-3	333	4-4	1.000	0	2	2	1.8	1	1	2	0	0	9.6	
at Memphis	2/6/16	13	0-3	000	0-2	000	0-0	.000	0	0	0	1.7	4	0	2	0	0	0.0	
at UCF	2/9/16	33	5-11	455	3-4	750	0-0	.000	2	1	3	1.8	2	2	2	0	3	13.6	
EAST CAROLINA	2/13/16	29	5-10	500	3-8	375	0-0	.000	0	2	2	1.8	0	3	1	0	0	13.6	
at Tulsa	02/18/16	21	1-7	143	0-3	000	0-0	.000	0	1	1	1.7	1	3	0	0	1	2.6	
UCONN	2/20/16	21	3-5	600	2-3	667	0-0	.000	1	1	2	1.8	0	0	2	0	1	8.6	
at East Carolina	2/27/16	* 36	1-7	143	0-4	000	0-0	.000	2	2	4	1.8	1	3	0	0	1	2.6	
at Houston	3/3/16	* 31	1-4	250	1-3	333	0-0	.000	1	1	2	1.8	3	2	1	0	1	3.6	
SMU	03/06/16	24	2-4	500	1-3	333	2-2	1.000	0	0	0	1.8	0	1	1	1	3	7.6	
vs UCONN	3.11.16	35	2-6	333	2-4	500	1-2	.500	0	0	0	1.7	1	1	1	0	0	7.6	
vs Saint Joseph's	3/18/16	23	1-3	333	0-2	000	0-0	.000	2	1	3	1.8	1	3	0	0	1	2.6	
Totals		2	700	68-196	347	40-130	308	24-750	24	34	58	1.8	51	55	38	2	30	20.0	6.1



#32 JON KOZ

GUARD • 6-1 • 190 • FRESHMAN • HS • CLEVELAND, OHIO/BAY HS

Prior to Cincinnati: Averaged 21.6 points, 4.8 rebounds and 2.4 assists as a senior at Bay High School, helping lead the Rockets to a 25-4 record and the school's first appearance in the Division II state semifinals ... set the school record for career points (1,279) and points in a season (604 as a senior) ... named the Great Lakes Conference Most Valuable Player in 2015-16 ... named all-state twice and all-conference three times ... helped lead Bay High School to two conference championships ... three-year starting quarterback on football team, missed most of senior campaign due to injury but still helped the Rockets to a 10-win season ... guided the team to the school's first playoff wins as a junior ... coached in basketball by Jared Shetzer and football by Ron Rutt.

Personal: Born December 19, 1997 in Cleveland, Ohio ... Son of Courtney and John Koz ... Has three sisters: Chloe, Claudia and Kayla ... His cousin, Matt Koz, wrestled at Chattanooga ... His dad played football at Baldwin Wallace ... right-handed.

SEASON & CAREER STATISTICS

2016-17 SEASON		CAREER
0	Pts	0
0	FG Atts	0
0	FG Made	0
0	3PT-FG Atts	0
0	3PT-FG Made	0
0	FT Atts	0
0	FT Made	0
0	Rebs	0
0	Assts	0
0	Stls	0
0	Blks	0
0	Mins	0

MISCELLANEOUS STATISTICS

CATEGORY	2016-17	CAREER
Double-Figure Scoring Games	0	0
Double-Figure Rebounding Games	0	0
Double-Double Games	0	0
20-Point Scoring Games	0	0
Games Led UC in Scoring	0	0
Games Led UC in Rebounding	0	0
Games Led UC in Assists	0	0
Games With 3+ Assists	0	0
Games With 3+ Blocks	0	0
Games With 3+ Steals	0	0
Games With 3+ Three-Pointers	0	0

GAME-BY-GAME STATISTICS

2016-17 (FRESHMAN SEASON)

Opponent	Date	gs	min	Total		3-Pointers		Free throws		Rebounds				pf	a	tlo	blk	stl	pts	avg
				fg-fga	pct	3fg-fga	pct	ft-fa	pct	off	def	tot	avg							
ALBANY	11/14/16	1		0-0	.000	0-0	.000	0-0	.000	0	0	0	0.0	0	0	0	0	0	0	0.0
Totals		0	1	0-0	.000	0-0	.000	0-0	.000	0	0	0	0.0	0	0	0	0	0	0	0.0

CAREER STATISTICS

Season	gp-gs	min/avg	Total		3-Point		F-Throws		Rebounds										Scoring	
			fg-fga	pct	fg-fga	pct	ft-fa	pct	off	def	tot	avg	pf	fo	ast	to	blk	stl	pts	avg
2016-17	1-0	1/1.0	0-0	.000	0-0	.000	0-0	.000	0	0	0	0.0	0	0	0	0	0	0	0	0.0
TOTAL	1-0	1/1.0	0-0	.000	0-0	.000	0-0	.000	0	0	0	0.0	0	0	0	0	0	0	0	0.0



#33 NYSIER BROOKS

CENTER • 6-11 • 240 • FRESHMAN • HS • PHILADELPHIA, PA./ADVANCED PREP INTERNATIONAL

2016-17 Season (Freshman): Scored 10 points on 4-of-5 shooting with four rebounds and three blocks against Samford (11/23).

Prior to Cincinnati: Averaged 14 points, eight rebounds and three assists in 2015-16 with Advanced Prep International ... posted double-double numbers at Life Center Academy (Burlington, New Jersey) during the 2014-15 season, averaging 14 points and 12 rebounds to go along with four blocks ... tabbed a three-star prospect according to all recruiting sites.

Personal: Born Dec. 5, 1996 in Philadelphia, Pennsylvania ... son of Monique Brooks and John Mitchell ... guardian is James Johns ... Has four brothers: Nyeem Brooks, Nymier Brooks, Knoney Mitchell and Ethan Mitchell as well as four sisters: Napree Brooks, Brittany Mitchell, Kaniyah Mitchell and Nyeera Mitchell ... right-handed.

SEASON & CAREER STATISTICS

2016-17 SEASON

2016-17 SEASON		CAREER
10 vs. Samford, 11/23/16	Pts	10 vs. Samford, 11/23/16
5 vs. Samford, 11/23/16	FG Atts	5 vs. Samford, 11/23/16
4 vs. Samford, 11/23/16	FG Made	4 vs. Samford, 11/23/16
0	3PT-FG Atts	0
0	3PT-FG Made	0
3 vs. Samford, 11/23/16	FT Atts	3 vs. Samford, 11/23/16
2 vs. Samford, 11/23/16	FT Made	2 vs. Samford, 11/23/16
4 vs. Samford, 11/23/16	Rebs	4 vs. Samford, 11/23/16
1 vs. Albany, 11/14/16	Assts	1 vs. Albany, 11/14/16
1, 2x (last vs. Samford, 11/23/16)	Stls	1, 2x (last vs. Samford, 11/23/16)
3 vs. Samford, 11/23/16	Blks	3 vs. Samford, 11/23/16
15 vs. Samford, 11/23/16	Mins	15 vs. Samford, 11/23/16

MISCELLANEOUS STATISTICS

CATEGORY	2016-17	CAREER
Double-Figure Scoring Games	1	1
Double-Figure Rebounding Games	0	0
Double-Double Games	0	0
20-Point Scoring Games	0	0
Games Led UC in Scoring	0	0
Games Led UC in Rebounding	0	0
Games Led UC in Assists	0	0
Games With 3+ Assists	0	0
Games With 3+ Blocks	1	1
Games With 3+ Steals	0	0
Games With 3+ Three-Pointers	0	0

GAME-BY-GAME STATISTICS

2016-17 (FRESHMAN SEASON)

Opponent	Date	gs	min	Total		3-Pointers		Free throws		Rebounds		pf	a	t/o	blk	stl	pts	avg		
				fg	_pct	3fg	_pct	ft	_pct	off	def									
BROWN	11/11/16	8	0	0	.000	0	0	.000	1	2	.500	0	1	1	1	0	0	1	1.0	
ALBANY	11/14/16	7	0	1	.000	0	0	.000	1	2	.500	0	1	1	1	0	0	1	1.0	
vs Rhode Island	11/19/16	1	0	0	.000	0	0	.000	1	2	.500	0	0	0	0	0	1	0	1	1.0
vs Penn State	11/20/16	4	0	2	.000	0	0	.000	0	0	.000	0	1	1	0	0	1	0	0	0.8
SAMFORD	11/23/16	15	4	5	.800	0	0	.000	2	3	.667	2	2	4	1	0	1	3	1	10.2
Totals		0	35	4	8	.500	0	0	.000	5	9	.556	2	5	7	1	3	4	2	13.2

CAREER STATISTICS

Season	gp-gs	min/avg	Total	3-Point	F-Throws	Rebounds	pf	fo	ast	to	blk	stl	pts	avg
2016-17	5-0	35/7.0	4-8	.500	0-0	.000	5-9	.556	2	5	7	1	13	2.6
TOTAL	5-0	35/7.0	4-8	.500	0-0	.000	5-9	.556	2	5	7	1	13	2.6



#34 JARRON CUMBERLAND

GUARD • 6-5 • 218 • FRESHMAN • HS • WILMINGTON, OHIO/WILMINGTON HS

2016-17 Season (Freshman): Netted 11 points on 4-of-6 shooting with a pair of threes against Albany (11/14).

Prior to Cincinnati: Averaged 29.6 points, 7.4 rebounds, 3.6 steals and 3.2 assists while shooting 57.4 percent (303 of 528) from the field as a senior at Wilmington High School ... helped lead the Hurricane to a 27-2 record and the semifinals of the OHSAA Division I playoffs ... finished as the school's all-time leading scorer with 2,383 points ... posted a school-record 52 points against Washington Court House (2/11/16) ... named a finalist for the Ohio Mr. Basketball Award and a McDonald's All-American nominee ... scored a team-high 15 points and was named most valuable player of the 2016 Ohio-Kentucky All-Star game ... averaged 24.5 points, 7.5 rebounds and 3.3 assists as a junior ... averaged 17.8 points, 5.4 rebounds, 2.0 assists and 1.8 steals during AAU action with King James (Ohio) during the 2015 summer, later earning Third Team All-Peach Jam honors during Nike EYBL action ... earned First Team Associate Press Division I All-Ohio honors as a junior and senior ... ranked at No. 55 on ESPN's Top 100 prospects list ... tabbed as a four-star prospect by Rivals.com, Scout.com and 247 Sports.

Personal: Born Sept. 22, 1997 in Wilmington, Ohio ... son of Cheryl and Scott Cumberland ... has two sisters, Ebony and Chasity ... right-handed ... first name pronounced "JAIR-in."

SEASON & CAREER STATISTICS

2016-17 SEASON

		CAREER
11 vs. Albany, 11/14/16	Pts	11 vs. Albany, 11/14/16
6 vs. Albany, 11/14/16	FG Atts	6 vs. Albany, 11/14/16
4 vs. Albany, 11/14/16	FG Made	4 vs. Albany, 11/14/16
4 vs. Albany, 11/14/16	3PT-FG Atts	4 vs. Albany, 11/14/16
2 vs. Albany, 11/14/16	3PT-FG Made	2 vs. Albany, 11/14/16
3 vs. Brown, 11/11/16	FT Atts	3 vs. Brown, 11/11/16
1, 3x (vs. Penn State, 11/20/16)	FT Made	1, 3x (vs. Penn State, 11/20/16)
2, 3x (last vs. Samford, 11/23/16)	Rebs	2, 3x (last vs. Samford, 11/23/16)
3 vs. Penn State, 11/20/16	Assts	3 vs. Penn State, 11/20/16
2 vs. Brown, 11/11/16	Stls	2 vs. Brown, 11/11/16
1 vs. Brown, 11/11/16	Blks	1 vs. Brown, 11/11/16
19 vs. Albany, 11/14/16	Mins	19 vs. Albany, 11/14/16

MISCELLANEOUS STATISTICS

CATEGORY	2016-17	CAREER
Double-Figure Scoring Games	1	1
Double-Figure Rebounding Games	0	0
Double-Double Games	0	0
20-Point Scoring Games	0	0
Games Led UC in Scoring	0	0
Games Led UC in Rebounding	0	0
Games Led UC in Assists	0	0
Games With 3+ Assists	0	0
Games With 3+ Blocks	0	0
Games With 3+ Steals	0	0
Games With 3+ Three-Pointers	0	0


GAME-BY-GAME STATISTICS

2016-17 (FRESHMAN SEASON)

Opponent	Date	gs	min	Total		3-Pointers		Free throws		Rebounds				pf a t/o blk stl pts avg						
				fg-fga	pct	3fg-fga	pct	ft-fga	pct	off	def	tot	avg							
BROWN	11/11/16	13	1-3	.333	0-2	.000	1-3	.333	0	0	0	0.0	1	2	0	1	2	3	3.0	
ALBANY	11/14/16	19	4-6	.667	2-4	.500	1-1	1.000	1	1	2	1.0	1	1	0	0	0	11	7.0	
vs Rhode Island	11/19/16	15	0-1	.000	0-1	.000	0-1	.000	2	0	2	1.3	3	1	0	0	0	0	4.7	
vs Penn State	11/20/16	12	1-3	.333	0-2	.000	0-1	.000	0	1	1	1.3	0	3	0	0	1	2	4.0	
SAMFORD	11/23/16	8	0-1	.000	0-1	.000	0-0	.000	1	1	2	1.4	0	1	0	0	0	0	3.2	
Totals		0	67	6-14	.429	2-10	.200	2-6	.333	4	3	7	1.4	5	8	0	1	3	16	3.2

CAREER STATISTICS

			Total		3-Point		F-Throws		Rebounds											Scoring	
Season	gp-gs	min/avg	fg-fga	pct	fg-fga	pct	ft-fga	pct	off	def	tot	avg	pf	fo	ast	to	blk	stl	pts	avg	
2016-17	5-0	67/13.4	6-14	.429	2-10	.200	2-6	.333	4	3	7	1.4	5	0	8	0	1	3	16	3.2	
TOTAL	5-0	67/13.4	6-14	.429	2-10	.200	2-6	.333	4	3	7	1.4	5	0	8	0	1	3	16	3.2	



#45 ZACK TOBLER

FORWARD • 6-5 • 225 • SENIOR • 3L • FORT MITCHELL, KY. (COVINGTON CATHOLIC HIGH SCHOOL)

MOMENTS

- » Scored five points - all free throws - against Arkansas-Pine Bluff (11/22/15)
- » Netted his first career field goal in the closing moments against East Carolina (1/6/15)
- » Walk-on scored his first career point, sinking a free throw against Stony Brook (12/2/14)

2015-16 Season (Junior): Saw action in six games as a reserve walk-on, averaging 1.5 points and 0.5 rebounds in 2.8 minutes ... Scored a career-high five points on 5-of-6 shooting from the free throw line against Arkansas-Pine Bluff (11/22) ... Played a career-best six minutes against Tulane (1/24), scoring a basket ... selected to The American's All-Academic Team.

2014-15 Season (Sophomore): Played in eight games as a reserve walk-on, averaging 0.4 points and 0.1 rebounds in 1.4 minutes ... made his first career field goal against East Carolina (1/6) ... scored his first career point from the foul line against Stony Brook (12/2).

2013-14 Season (Freshman): Played in eight games as a reserve walk-on, averaging 0.0 points and 0.3 rebounds in 1.6 minutes ... saw action in win over UCF (1/23) ... missed a three-point attempt against Chicago State (12/23) ... pulled down a rebound against Middle Tennessee (12/21) ... grabbed a rebound in his first career game against Appalachian State (11/16).

Prior to Cincinnati: Averaged 14 points and eight rebounds as a senior at Covington Catholic High School, helping the Colonels to a 27-7 record, the district championship and second-place region finish ... scored 36 points in a game his junior season - the fourth most in school history for a single game ... coached in basketball by Scott Ruthsatz ... played goalie on the school's lacrosse team his junior and senior seasons.

Personal: Born Oct. 22, 1994 in Fort Mitchell, Kentucky. ... son of Liz and Matt Tobler ... has one brother, Jordan and one sister, Lauren ... right-handed.

SEASON & CAREER STATISTICS

2016-17 SEASON

	Pts	CAREER
1 vs. Brown, 11/11/16	5 vs. Ark.-Pine Bluff, 11/22/15	
2 vs. Brown, 11/11/16	2 vs. Tulane, 1/24/16	
0	1, 3x (last vs. Tulane, 1/24/16)	
1 vs. Brown, 11/11/16	1, 4x (last vs. Brown, 11/11/16)	
0	0	
2 vs. Brown, 11/11/16	6 vs. Ark.-Pine Bluff, 11/22/15	
1 vs. Brown, 11/11/16	5 vs. Ark.-Pine Bluff, 11/22/15	
1, 2x (last vs. Albany, 11/14/16)	2 vs. Ark.-Pine Bluff, 11/22/15	
0	1 vs. Robert Morris, 11/15/15	
1 vs. Brown, 11/11/16	1 vs. Brown, 11/11/16	
0	0	
2 vs. Brown, 11/11/16	6 vs. Tulane, 1/24/16	

MISCELLANEOUS STATISTICS

CATEGORY	2013-14	2014-15	2015-16	2016-17	CAREER
Double-Figure Scoring Games	0	0	0	0	0
Double-Figure Rebounding Games	0	0	0	0	0
Double-Double Games	0	0	0	0	0
20-Point Scoring Games	0	0	0	0	0
Games Led UC in Scoring	0	0	0	0	0
Games Led UC in Rebounding	0	0	0	0	0
Games Led UC in Assists	0	0	0	0	0
Games With 3+ Assists	0	0	0	0	0
Games With 3+ Blocks	0	0	0	0	0
Games With 3+ Steals	0	0	0	0	0
Games With 3+ Three-Pointers	0	0	0	0	0

GAME-BY-GAME STATISTICS

2016-17 (SENIOR SEASON)

Opponent	Date	gs	min	Total	3-Pointers	Free throws	Rebounds	pts	avg
BROWN	11/11/16	2	0-2	.000	0-1	.000	1-2	.500	0
ALBANY	11/14/16	1	0-1	.000	0-0	.000	0-1	.000	0
Totals		0	3	0-3	.000	0-1	1-2	.500	0

2015-16 (JUNIOR SEASON)

Opponent	Date	gs	min	Total	3-Pointers	Free throws	Rebounds	pts	avg
WESTERN CAROLINA	11/13/15	2	1-1	1.000	0-0	.000	0-0	.000	0
ROBERT MORRIS	11/15/15	3	0-1	.000	0-0	.000	0-2	.000	1
ARKANSAS-PINE BLUFF	11/22/15	4	0-1	.000	0-0	.000	5-6	.833	2
at Xavier	12/12/15	0	0-0	.000	0-0	.000	0-0	.000	0
TULANE	01/24/16	6	1-2	.500	0-0	.000	0-0	.000	0
USF	02/04/16	2	0-0	.000	0-0	.000	0-0	.000	0
Totals		0	17	2-5	.400	0-0	5-8	.625	3

2014-15 (SOPHOMORE SEASON)

Opponent	Date	gs	min	Total	3-Pointers	Free throws	Rebounds	pts	avg
vs Middle Tennessee	11/28/14	1	0-0	.000	0-0	.000	0-0	.000	0
STONY BROOK	12/02/14	1	0-0	.000	0-0	.000	1-2	.500	0
WAGNER	12/23/14	2	0-1	.000	0-0	.000	0-0	.000	0
EAST CAROLINA	01/06/15	1	1-1	1.000	0-0	.000	0-1	.000	0
TEMPLE	01/17/15	2	0-1	.000	0-1	.000	0-2	.000	0
HOUSTON	01/21/15	1	0-1	.000	0-1	.000	0-0	.000	0
UCF	02/25/15	2	0-0	.000	0-0	.000	0-0	.000	0
at Tulane	02/28/15	1	0-1	.000	0-0	.000	0-0	.000	0
Totals		0	11	1-5	.200	0-2	1-5	.200	0

2013-14 (FRESHMAN SEASON)

Opponent	Date	gs	min	Total	3-Pointers	Free throws	Rebounds	pts	avg
APPALACHIAN ST.	11/16/13	2	0-0	.000	0-0	.000	0-0	.000	0
UMASS LOWELL	11/26/13	1	0-0	.000	0-0	.000	0-0	.000	0
KENNESAW ST.	11/29/13	1	0-1	.000	0-0	.000	0-0	.000	0
USC UPSTATE	12/03/13	4	0-1	.000	0-1	.000	0-0	.000	0
vs Xavier	12/14/13	1	0-0	.000	0-0	.000	0-0	.000	0
MIDDLE TENNESSEE	12/21/13	2	0-1	.000	0-0	.000	0-0	.000	0
CHICAGO STATE	12/23/13	1	0-1	.000	0-1	.000	0-0	.000	0
UCF	1/23/14	1	0-0	.000	0-0	.000	0-0	.000	0
Totals		0	13	0-4	.000	0-2	0-0	.000	0

CAREER STATISTICS

Season	gp-gs	min/avg	Total	3-Point	F-Throws	Rebounds	pts	avg
2013-14	8-0	13/1.6	0-4	.000	0-0	.000	1	0.0
2014-15	8-0	11/1.4	1-5	.200	0-2	.200	0	0.4
2015-16	6-0	17/2.8	2-5	.400	0-0	.625	3	1.5
2016-17	2-0	3/1.5	0-3	.000	0-1	.500	1	0.5
TOTAL	24-0	44/1.8	3-17	.176	0-5	.467	4	0.5

GAME 1 • NOV. 11, 2016 • HALL OF FAME TIP-OFF
BROWN (55) AT RV/25 CINCINNATI (84)
FIFTH THIRD ARENA (CINCINNATI, OHIO)

Brown 55 • 0-1

#	Player		Total		3-Ptr	Rebounds				PF	TP	A	TO	Blk	Stl	Min
			FG-FA	FG-FGA		FT-FTA	Off	Def	Tot							
03	Spieth, Steven	f	3-7	2-3	1-1	4	2	6	4	9	0	3	0	0	30	
25	Howard, Joshua	f	4-11	0-3	0-0	3	2	5	2	8	0	2	0	1	28	
02	Anderson, Brandon	g	0-3	0-1	1-2	0	0	0	3	1	2	1	0	0	19	
04	Okolie, Obi	g	1-9	1-4	3-7	1	1	2	2	6	1	3	0	0	24	
05	Blackmon, Tavon	g	2-13	0-2	2-2	1	6	7	0	6	5	3	0	1	35	
01	Fuller, Travis	g	1-2	0-1	2-2	0	0	1	4	4	0	2	0	0	23	
11	Sullivan, Chris	g	3-4	3-4	0-0	0	0	0	0	9	0	0	0	1	6	
12	Hobbie, JR	g	4-7	4-7	0-0	0	0	0	1	12	1	0	0	0	21	
22	Daugherty, Corey	g	0-0	0-0	0-0	0	0	0	4	0	1	0	0	0	10	
23	Wilkinson, Blake	g	0-1	0-0	0-0	0	0	0	1	0	0	0	0	0	3	
30	Ljuboja, Miki	g	0-0	0-0	0-0	0	0	0	0	0	0	0	1	0	1	
Team						2	0	2								
Totals			18-57	10-25	9-14	11	12	23	21	55	10	14	1	3	200	
FG % 1st Half: 9-27			33.3%	2nd half: 9-30		30.0%	Game: 18-57		31.6%	Deadball Rebounds 2,3						
3FG % 1st Half: 4-10			40.0%	2nd half: 6-15		40.0%	Game: 10-25		40.0%							
FT % 1st Half: 3-7			42.9%	2nd half: 6-7		85.7%	Game: 9-14		64.3%							

Cincinnati 84 • 1-0

#	Player		Total	3-Ptr	Rebounds			PF	TP	A	TO	Blk	Stl	Min	
			FG-FGA	FG-FGA	FT-FTA	Off	Def								Total
11	CLARK, Gary	f	7-9	0-1	0-1	3	6	9	0	14	4	1	2	3	27
24	WASHINGTON, Kyle	f	6-11	0-2	4-4	4	8	12	1	16	5	3	2	0	25
01	EVANS, Jacob	g	9-12	4-6	1-2	1	2	3	2	23	3	1	1	1	32
10	CAUPAIN, Troy	g	4-8	1-4	1-2	0	7	7	3	10	6	4	1	2	30
25	JOHNSON, Kevin	g	0-3	0-3	0-0	1	1	2	1	0	1	1	1	0	18
00	MOORE, Quadri		2-2	0-0	0-0	1	0	1	4	4	0	1	0	0	9
03	JENIFER, Justin		2-4	1-3	1-1	2	3	5	1	6	2	1	0	1	27
13	SCOTT, Tre		2-3	0-0	2-3	0	2	2	1	6	0	0	1	0	9
33	BROOKS, Nysier		0-0	0-0	1-2	0	1	1	2	1	0	0	0	0	8
34	CUMBERLAND, Jarron		1-3	0-2	1-3	0	0	0	1	3	2	0	1	2	13
45	TOBLER, Zack		0-2	0-1	1-2	0	1	1	0	1	0	0	0	1	2
Team						0	0	0							
Totals			33-57	6-22	12-20	12	31	43	16	84	23	12	9	10	200
FG % 1st Half: 18-29		62.1%	2nd half: 15-28		53.6%	Game: 33-57		57.9%	Deadball						
3FG % 1st Half: 2-9		22.2%	2nd half: 4-13		30.8%	Game: 6-22		27.3%	Rebounds						
FT % 1st Half: 5-7		71.4%	2nd half: 7-13		53.8%	Game: 12-20		60.0%	5						

Officials: Bill Jacobson, Kyle Ingram, Jon Campbell
Technical fouls: Brown-None. Cincinnati-EVANS, Jacob.
Attendance: 6504

Score by periods	1st	2nd	Total
Brown	25	30	55
Cincinnati	43	41	84

Last FG - BROWN 2nd-01:14, CIN 2nd-00:54.
Largest lead - BROWN by 1 1st-18:41, CIN by 31 2nd-01:57.

Score tied - 0 times.
Lead changed - 1 time.

GAME 3 • NOV. 19, 2016 • HALL OF FAME TIP-OFF
24/25 CINCINNATI (71) VS 21/22 RHODE ISLAND (76)
MOHEGAN SUN (UNCASVILLE, CONN.)

Cincinnati 71 • 2-1

#	Player		Total		3-Ptr	Rebounds			PF	TP	A	TO	Blk	Stl	Min
			FG-FGA	FG-FGA		FT-FTA	Off	Def							
01	EVANS, Jacob	*	8-12	2-5	7-9	4	2	6	3	25	0	4	0	0	37
10	CAUPAIN, Troy	*	4-15	2-5	2-3	0	4	4	2	12	5	2	0	2	38
11	CLARK, Gary	*	1-5	0-1	2-2	3	3	6	2	4	2	0	3	0	36
24	WASHINGTON, Kyle	*	8-15	2-3	5-6	3	7	10	3	23	0	2	4	1	37
25	JOHNSON, Kevin	*	1-4	1-3	0-0	1	0	1	3	3	0	2	0	0	20
03	JENIFER, Justin		1-2	1-2	0-0	0	0	0	2	3	0	0	0	1	16
13	SCOTT, Tre		0-0	0-0	0-0	0	0	0	0	0	0	0	0	0	0+
33	BROOKS, Nysier		0-0	0-0	1-2	0	0	0	0	1	0	1	0	0	1
34	CUMBERLAND, Jarron		0-1	0-1	0-1	2	0	2	3	0	1	0	0	0	15
Team						0	1	1							
Totals			23-54	8-20	17-23	13	17	30	18	71	8	11	7	4	200
FG % 1st Half: 13-24			54.2%	2nd half: 10-30		33.3%	Game: 23-54		42.6%	Deadball					
3FG % 1st Half: 5-9			55.6%	2nd half: 3-11		27.3%	Game: 8-20		40.0%	Rebounds					
FT % 1st Half: 8-11			72.7%	2nd half: 9-12		75.0%	Game: 17-23		73.9%	1					

Rhode Island 76 • 4-0

#	Player	Total		3-Ptr	Rebounds			PF	TP	A	TO	Blk	Stl	Min	
		FG-FGA	FG-FGA	FT-FTA	Off	Def	Tot								
00	MATTHEWS, E.C.	*	5-17	4-9	4-6	2	4	6	3	18	0	2	1	0	37
01	GARRETT, Jarvis	*	0-3	0-0	0-0	0	0	2	2	0	0	2	0	0	13
12	MARTIN, Hassan	*	5-6	0-0	4-4	2	1	3	5	14	0	4	2	0	18
23	IVERSON, Kuran	*	5-10	0-1	5-6	2	8	10	4	15	5	1	1	1	33
32	TERRELL, Jared	*	5-11	4-7	0-0	2	2	4	0	14	3	1	0	0	33
10	LANGVINE, Cyril		3-3	0-0	1-2	4	0	4	3	7	1	0	1	1	17
13	ROBINSON, Stanford		1-3	0-0	0-0	0	3	3	1	2	2	1	0	1	26
25	THOMPSON, Christion		1-3	0-2	2-2	0	1	1	4	4	0	1	0	1	16
45	AKELE, Nicola		1-2	0-1	0-0	0	0	0	1	2	2	0	0	0	7
Team						4	2	6							
Totals			26-58	8-20	16-20	16	23	39	21	76	15	10	5	5	200
FG % 1st Half: 12-31		38.7%	2nd half: 14-27		51.9%	Game: 26-58		44.8%	Deadball						
3FG % 1st Half: 2-12		16.7%	2nd half: 6-8		75.0%	Game: 8-20		40.0%	Rebounds						
FT % 1st Half: 5-6		83.3%	2nd half: 11-14		78.6%	Game: 16-20		80.0%	3						

Officials: Chris Beaver, Courtney Green, Eric Curry
Technical fouls: Cincinnati-None. Rhode Island-None.
Attendance:

Score by periods	1st	2nd	Total
Cincinnati	39	32	71
Rhode Island	31	45	76

Last FG - CIN 2nd-00:16, URI 2nd-00:20.
Largest lead - CIN by 12 1st-09:42, URI by 6 2nd-01:59.

Score tied - 4 times.
Lead changed - 5 times.

GAME 2 • NOV. 14, 2016 • HALL OF FAME TIP-OFF
ALBANY (51) AT 24/25 CINCINNATI (74)
FIFTH THIRD ARENA (CINCINNATI, OHIO)

Albany 51 • 1-1

#	Player		Total		3-Ptr	Rebounds				PF	TP	A	TO	Blk	Stl	Min
			FG-FGA	FG-FGA	FT-FTA	Off	Def	Tot								
10	ROWLEY, Mike	f	1-1	0-0	0-0	1	4	5	3	2	0	1	0	0		28
43	STIRE, Greig	f	3-5	0-0	0-0	4	2	6	3	6	1	2	0	0		25
03	CREMO, Joe	g	4-10	0-3	4-4	0	4	4	2	12	0	8	0	1		38
11	GRAYSON, Marquese	g	1-3	1-1	0-0	0	1	1	2	3	0	3	0	0		15
13	NICHOLS, David	g	6-16	0-5	1-1	0	4	4	4	13	6	3	1	3		38
01	ANDERSON, Costa		0-1	0-1	0-0	0	0	0	0	0	0	0	0	0		1
02	ANDREWS, Jamir		2-5	1-4	0-0	0	1	1	0	5	0	1	0	0		13
12	CAMPBELL, Devonte		0-0	0-0	0-0	0	0	0	0	0	0	0	0	0		1
23	LANDS, Jaraan		1-4	0-0	2-7	3	1	4	1	4	0	2	0	0		18
24	ENNEMA, Dallas		0-0	0-0	0-0	0	1	1	0	0	0	1	0	0		13
30	CHARLES, Travis		2-3	0-0	2-2	3	3	6	4	6	1	1	0	0		10
Team						1	0	1								
Totals			20-48	2-14	9-14	12	21	33	19	51	8	22	1	4		200
FG % 1st Half: 9-23		39.1%	2nd half: 11-25		44.0%	Game: 20-48		41.7%								
3FG % 1st Half: 1-5		20.0%	2nd half: 1-9		11.1%	Game: 2-14		14.3%								
FT % 1st Half: 8-9		88.9%	2nd half: 1-5		20.0%	Game: 9-14		64.3%		Deadball Rebounds 2,1						

GAME 5 • NOV. 23, 2016
LIPSCOMB (55) AT RV/RV CINCINNATI (70)
FIFTH THIRD ARENA (CINCINNATI, OHIO)

Samford 55 • 2-2

#	Player	Total		3-Ptr	Rebounds			PF	TP	A	TO	Blk	Stl	Min
		FG-FGA	FG-FGA	FT-FTA	Off	Def	Tot							
20	Alex Thompson	f	1-8	0-4	0-0	0	0	0	2	2	0	3	0	27
33	Wyatt Walker	c	4-9	1-1	2-2	5	6	11	3	11	0	0	1	32
00	Christen Cunningham	g	1-4	0-2	4-4	0	1	1	0	6	5	4	0	31
04	Triston Chambers	g	4-10	4-10	0-0	1	3	4	0	12	0	2	0	26
22	D. Denzel-Dyson	g	5-13	2-6	2-2	1	4	5	3	14	1	2	0	30
03	Josh Sharkey		2-7	0-2	0-1	2	2	4	1	4	1	1	0	23
13	Eric Adams		1-3	0-0	0-0	2	3	5	3	2	1	1	0	10
15	Justin Hopkins		1-4	1-2	1-2	0	0	0	2	4	1	1	0	21
Team						3	1	4			2			
Totals			19-58	8-27	9-11	14	20	34	14	55	9	16	1	200

FG % 1st Half: 13-29 44.8% 2nd half: 6-29 20.7% Game: 19-58 32.8% Deadball
 3FG % 1st Half: 7-14 50.0% 2nd half: 1-13 7.7% Game: 8-27 29.6% Rebounds
 FT % 1st Half: 2-3 66.7% 2nd half: 7-8 87.5% Game: 9-11 81.8% 2,3

Cincinnati 70 • 4-1

#	Player	Total		3-Ptr	Rebounds			PF	TP	A	TO	Blk	Stl	Min
		FG-FGA	FG-FGA	FT-FTA	Off	Def	Tot							
11	CLARK, Gary	f	4-8	0-2	5-10	5	2	7	1	13	0	2	1	35
24	WASHINGTON, Kyle	f	8-11	0-0	2-2	5	7	12	4	18	1	1	3	22
25	JOHNSON, Kevin	c	4-12	2-8	0-0	1	0	1	4	10	2	2	0	35
01	EVANS, Jacob	g	4-11	1-3	3-3	2	5	7	3	12	3	2	1	33
10	CAUPAIN, Troy	g	3-10	1-4	0-0	2	3	5	0	7	4	1	2	36
03	JENIFER, Justin		0-3	0-2	0-2	0	0	0	1	0	1	1	0	9
13	SCOTT, Tre		0-2	0-0	0-0	0	2	2	0	0	0	0	0	7
33	BROOKS, Nysier		4-5	0-0	2-3	2	2	4	0	10	0	1	3	15
34	CUMBERLAND, Jarron		0-1	0-1	0-0	1	1	2	0	0	1	0	0	8
Team						0	2	2						
Totals			27-63	4-20	12-20	18	24	42	13	70	12	10	10	9

FG % 1st Half: 13-34 38.2% 2nd half: 14-29 48.3% Game: 27-63 42.9% Deadball
 3FG % 1st Half: 3-14 21.4% 2nd half: 1-6 16.7% Game: 4-20 20.0% Rebounds
 FT % 1st Half: 1-2 50.0% 2nd half: 11-18 61.1% Game: 12-20 60.0% 3,1

Officials: Steve Olson, Timothy Nestor, Nate Green
 Technical fouls: Samford-None. Cincinnati-None.
 Attendance: 7422

Score by periods	1st	2nd	Total
Samford	35	20	55
Cincinnati	30	40	70

	Points	In Paint	Off T/O	2nd Chance	Fast Break	Bench
SAM	10	14	7	0	0	10
CIN	30	26	23	0	0	10

Last FG - SAM 2nd-01:23, CIN 2nd-01:02. Score tied - 0 times.
 Largest lead - SAM by 16 1st-04:07, CIN by 17 2nd-01:33. Lead changed - 2 times.

GAME 6 • NOV. 26, 2016
LIPSCOMB AT RV/RV CINCINNATI
FIFTH THIRD ARENA (CINCINNATI, OHIO)

GAME 7 • DEC. 1, 2016
CINCINNATI AT IOWA STATE
HILTON COLISEUM (AMES, IOWA)

GAME 8 • DEC. 4, 2016
BOWLING GREEN AT CINCINNATI
FIFTH THIRD ARENA (CINCINNATI, OHIO)



2016-17 Cincinnati Basketball
Cincinnati Combined Team Statistics (as of Nov 24, 2016)
All games



RECORD:	OVERALL	HOME	AWAY	NEUTRAL
ALL GAMES	4-1	3-0	0-0	1-1
CONFERENCE	0-0	0-0	0-0	0-0
NON-CONFERENCE	4-1	3-0	0-0	1-1

#	Player	gp-gs	min	avg	Total		3-Point		F-Throw		Rebounds				pf dq		a	to	blk	stl	pts	avg
					fg-fga	fg%	3fg-fga	3fg%	ft-fa	ft%	off	def	tot	avg	pf	dq						
01	EVANS, Jacob	5-5	161	32.2	31-53	.585	11-25	.440	20-24	.833	10	14	24	4.8	14	0	9	11	3	8	93	18.6
24	WASHINGTON, Kyle	5-5	138	27.6	35-61	.574	2-5	.400	14-19	.737	17	37	54	10.8	14	0	8	10	10	1	86	17.2
10	CAUPAIN, Troy	5-5	165	33.0	19-52	.365	5-20	.250	6-9	.667	2	21	23	4.6	6	0	24	8	4	10	49	9.8
11	CLARK, Gary	5-5	142	28.4	17-32	.531	1-6	.167	7-13	.538	14	18	32	6.4	11	0	9	5	10	8	42	8.4
13	SCOTT, Tre	5-0	41	8.2	9-14	.643	0-0	.000	2-3	.667	4	6	10	2.0	2	0	1	0	3	0	20	4.0
25	JOHNSON, Kevin	5-5	123	24.6	8-29	.276	4-21	.190	0-2	.000	5	4	9	1.8	11	0	4	9	1	7	20	4.0
00	MOORE, Quadri	3-0	29	9.7	6-11	.545	0-1	.000	0-0	.000	4	2	6	2.0	7	0	0	5	0	0	12	4.0
03	JENIFER, Justin	5-0	94	18.8	6-18	.333	4-11	.364	2-6	.333	2	5	7	1.4	7	0	9	4	0	5	18	3.6
34	CUMBERLAND, Jarron	5-0	67	13.4	6-14	.429	2-10	.200	2-6	.333	4	3	7	1.4	5	0	8	0	1	3	16	3.2
33	BROOKS, Nysier	5-0	35	7.0	4-8	.500	0-0	.000	5-9	.556	2	5	7	1.4	6	0	1	3	4	2	13	2.6
45	TOBLER, Zack	2-0	3	1.5	0-3	.000	0-1	.000	1-2	.500	0	2	2	1.0	1	0	0	0	0	1	1	0.5
14	BART, Jackson	1-0	1	1.0	0-0	.000	0-0	.000	0-0	.000	0	0	0	0.0	0	0	0	0	0	0	0	0.0
32	KOZ, John	1-0	1	1.0	0-0	.000	0-0	.000	0-0	.000	0	0	0	0.0	0	0	0	0	0	0	0	0.0
Team											4	4	8					2				
Total.....		5	1000		141-295	.478	29-100	.290	59-93	.634	68	121	189	37.8	84	0	73	57	36	45	370	74.0
Opponents.....		5	1000		100-270	.370	33-106	.311	54-71	.761	56	99	155	31.0	90	-	50	81	10	19	287	57.4

TEAM STATISTICS	CIN	OPP
SCORING	370	287
Points per game	74.0	57.4
Scoring margin	+16.6	-
FIELD GOALS-ATT	141-295	100-270
Field goal pct	.478	.370
3 POINT FG-ATT	29-100	33-106
3-point FG pct	.290	.311
3-pt FG made per game	5.8	6.6
FREE THROWS-ATT	59-93	54-71
Free throw pct	.634	.761
F-Throws made per game	11.8	10.8
REBOUNDS	189	155
Rebounds per game	37.8	31.0
Rebounding margin	+6.8	-
ASSISTS	73	50
Assists per game	14.6	10.0
TURNOVERS	57	81
Turnovers per game	11.4	16.2
Turnover margin	+4.8	-
Assist/turnover ratio	1.3	0.6
STEALS	45	19
Steals per game	9.0	3.8
BLOCKS	36	10
Blocks per game	7.2	2.0
ATTENDANCE	19790	18308
Home games-Avg/Game	3-6597	0-0
Neutral site-Avg/Game	-	2-9154

Date	Opponent		Score	Att.
11/11/16	BROWN	w	84-55	6504
11/14/16	ALBANY	w	74-51	5864
11/19/16	vs Rhode Island	L	71-76	9189
11/20/16	vs Penn State	w	71-50	9119
11/23/16	SAMFORD	w	70-55	7422

* = Conference game

Score by Periods	1st	2nd	Totals
Cincinnati	175	195	370
Opponents	137	150	287



2016-17 Cincinnati Basketball
Cincinnati Team Game-by-Game Comparison (as of Nov 24, 2016)
All games



Opponent	1st	2nd	Score	Mar	Total FG	FG Pct	3-Pointers	3FG Pct	Free Throws	FT Pct	Rebounds	Assist	T/Over	Block	Steal	Fouls
BROWN	43/25	41/30	84-55	+29	33-57/18-57	.579/.316	6-22/10-25	.273/.400	12-20/9-14	.600/.643	43/23 +20	23/10	12/14	9/1	10/3	16/21
ALBANY	29/27	45/24	74-51	+23	28-61/20-48	.459/.417	5-21/2-14	.238/.143	13-20/9-14	.650/.643	34/33 +1	16/8	10/22	6/1	13/4	21/19
Rhode Island	39/31	32/45	71-76	(5)	23-54/26-58	.426/.448	8-20/8-20	.400/.400	17-23/16-20	.739/.800	30/39 (9)	8/15	11/10	7/5	4/5	18/21
Penn State	34/19	37/31	71-50	+21	30-60/17-49	.500/.347	6-17/5-20	.353/.250	5-10/11-12	.500/.917	40/26 +14	14/8	14/19	4/2	9/5	16/15
SAMFORD	30/35	40/20	70-55	+15	27-63/19-58	.429/.328	4-20/8-27	.200/.296	12-20/9-11	.600/.818	42/34 +8	12/9	10/16	10/1	9/2	13/14

Note: Game totals are displayed in the format TEAM/OPPONENT for each category



2016-17 Cincinnati Basketball
Cincinnati Game-by-Game Highs (as of Nov 24, 2016)
All games



Opponent	Date	Score	Points	Rebounds	Assists	Steals	Blocked shots
BROWN	11/11/16	84-55	23-EVANS, Jacob	12-WASHINGTON, Ky	6-CAUPAIN, Troy	3-CLARK, Gary	2-CLARK, Gary WASHINGTON, Kyl
ALBANY	11/14/16	74-51	19-EVANS, Jacob	5-MOORE, Quadri	5-CAUPAIN, Troy JENIFER, Justin	4-CAUPAIN, Troy	2-CLARK, Gary
vs Rhode Island	11/19/16	71-76	25-EVANS, Jacob	10-WASHINGTON, Ky	5-CAUPAIN, Troy	2-CAUPAIN, Troy	4-WASHINGTON, Kyl
vs Penn State	11/20/16	71-50	16-WASHINGTON, Ky	17-WASHINGTON, Ky	4-CAUPAIN, Troy	3-CLARK, Gary	2-CLARK, Gary
SAMFORD	11/23/16	70-55	18-WASHINGTON, Ky	12-WASHINGTON, Ky	4-CAUPAIN, Troy	3-JOHNSON, Kevin	3-WASHINGTON, Kyl BROOKS, Nysier



2016-17 Cincinnati Basketball
Cincinnati Points-Rebounds-Assists (as of Nov 24, 2016)
All games



Opponent	Date	Score		00 MOORE,QUAD	01 EVANS,JACO	03 JENIFER,JU	10 CAUPAIN,TR	11 CLARK,GARY	13 SCOTT,TRE	14 BART,JACKS
BROWN	11/11/16	84-55	w	4-1-0	23-3-3	6-5-2	10-7-6	14-9-4	6-2-0	DNP
ALBANY	11/14/16	74-51	w	6-5-0	19-3-3	6-1-5	8-4-5	2-4-1	4-3-0	0-0-0
vs Rhode Island	11/19/16	71-76	L	DNP	25-6-0	3-0-0	12-4-5	4-6-2	0-0-0	DNP
vs Penn State	11/20/16	71-50	w	2-0-0	14-5-0	3-1-1	12-3-4	9-6-2	10-3-1	DNP
SAMFORD	11/23/16	70-55	w	DNP	12-7-3	0-0-1	7-5-4	13-7-0	0-2-0	DNP

Opponent	Date	Score		24 WASHINGTON	25 JOHNSON,KE	32 KOZ,JOHN	33 BROOKS,NYS	34 CUMBERLAND	45 TOBLER,ZAC
BROWN	11/11/16	84-55	w	16-12-5	0-2-1	DNP	1-1-0	3-0-2	1-1-0
ALBANY	11/14/16	74-51	w	13-3-0	4-4-0	0-0-0	1-1-1	11-2-1	0-1-0
vs Rhode Island	11/19/16	71-76	L	23-10-0	3-1-0	DNP	1-0-0	0-2-1	DNP
vs Penn State	11/20/16	71-50	w	16-17-2	3-1-1	DNP	0-1-0	2-1-3	DNP
SAMFORD	11/23/16	70-55	w	18-12-1	10-1-2	DNP	10-4-0	0-2-1	DNP



2016-17 Cincinnati Basketball
Cincinnati Season/Career Statistics (as of Nov 24, 2016)
All games



SEASON STATISTICS

CAREER STATISTICS

SUMMARY	gp-gs	min/g	fg%	3fg%	ft%	r/g	a/g	stl	blk	pts/g	gp-gs	min/g	fg%	3fg%	ft%	r/g	a/g	stl	blk	pts/g
EVANS, Jacob	5-5	32.2	.585	.440	.833	4.8	1.8	8	3	18.6	38-13	25.4	.408	.350	.813	4.2	1.7	35	30	9.8
WASHINGTON, Kyle	5-5	27.6	.574	.400	.737	10.8	1.6	1	10	17.2	5-5	27.6	.574	.400	.737	10.8	1.6	1	10	17.2
CAUPAIN, Troy	5-5	33.0	.365	.250	.667	4.6	4.8	10	4	9.8	106-71	28.1	.396	.340	.783	3.3	3.6	119	25	9.3
CLARK, Gary	5-5	28.4	.531	.167	.538	6.4	1.8	8	10	8.4	72-71	29.0	.522	.389	.655	7.9	1.9	84	104	9.0
SCOTT, Tre	5-0	8.2	.643	.000	.667	2.0	0.2	0	3	4.0	5-0	8.2	.643	.000	.667	2.0	0.2	0	3	4.0
JOHNSON, Kevin	5-5	24.6	.276	.190	.000	1.8	0.8	7	1	4.0	105-31	18.1	.365	.317	.731	1.4	1.2	78	10	5.4
MOORE, Quadri	3-0	9.7	.545	.000	.000	2.0	0.0	0	0	4.0	55-0	7.9	.397	.296	.706	1.2	0.1	15	6	2.3
JENIFER, Justin	5-0	18.8	.333	.364	.333	1.4	1.8	5	0	3.6	32-0	10.2	.355	.341	.615	0.8	1.3	19	0	2.6
CUMBERLAND, Jarron	5-0	13.4	.429	.200	.333	1.4	1.6	3	1	3.2	5-0	13.4	.429	.200	.333	1.4	1.6	3	1	3.2
BROOKS, Nysier	5-0	7.0	.500	.000	.556	1.4	0.2	2	4	2.6	5-0	7.0	.500	.000	.556	1.4	0.2	2	4	2.6
TOBLER, Zack	2-0	1.5	.000	.000	.500	1.0	0.0	1	0	0.5	24-0	1.8	.176	.000	.467	0.3	0.0	1	0	0.5
BART, Jackson	1-0	1.0	.000	.000	.000	0.0	0.0	0	0	0.0	1-0	1.0	.000	.000	.000	0.0	0.0	0	0	0.0
KOZ, John	1-0	1.0	.000	.000	.000	0.0	0.0	0	0	0.0	1-0	1.0	.000	.000	.000	0.0	0.0	0	0	0.0

SCORING	fg-fga	fg%	3fg-fga	3fg%	ft-fta	ft%	pts	pts/g	fg-fga	fg%	3fg-fga	3fg%	ft-fta	ft%	pts	pts/g
EVANS, Jacob	31-53	.585	11-25	.440	20-24	.833	93	18.6	125-306	.408	56-160	.350	65-80	.813	371	9.8
WASHINGTON, Kyle	35-61	.574	2-5	.400	14-19	.737	86	17.2	35-61	.574	2-5	.400	14-19	.737	86	17.2
CAUPAIN, Troy	19-52	.365	5-20	.250	6-9	.667	49	9.8	322-814	.396	110-324	.340	235-300	.783	989	9.3
CLARK, Gary	17-32	.531	1-6	.167	7-13	.538	42	8.4	253-485	.522	14-36	.389	131-200	.655	651	9.0
SCOTT, Tre	9-14	.643	0-0	.000	2-3	.667	20	4.0	9-14	.643	0-0	.000	2-3	.667	20	4.0
JOHNSON, Kevin	8-29	.276	4-21	.190	0-2	.000	20	4.0	191-523	.365	102-322	.317	79-108	.731	563	5.4
MOORE, Quadri	6-11	.545	0-1	.000	0-0	.000	12	4.0	48-121	.397	8-27	.296	24-34	.706	128	2.3
JENIFER, Justin	6-18	.333	4-11	.364	2-6	.333	18	3.6	27-76	.355	14-41	.341	16-26	.615	84	2.6
CUMBERLAND, Jarron	6-14	.429	2-10	.200	2-6	.333	16	3.2	6-14	.429	2-10	.200	2-6	.333	16	3.2
BROOKS, Nysier	4-8	.500	0-0	.000	5-9	.556	13	2.6	4-8	.500	0-0	.000	5-9	.556	13	2.6
TOBLER, Zack	0-3	.000	0-1	.000	1-2	.500	1	0.5	3-17	.176	0-5	.000	7-15	.467	13	0.5
BART, Jackson	0-0	.000	0-0	.000	0-0	.000	0	0.0	0-0	.000	0-0	.000	0-0	.000	0	0.0
KOZ, John	0-0	.000	0-0	.000	0-0	.000	0	0.0	0-0	.000	0-0	.000	0-0	.000	0	0.0

TOTALS	o-reb	d-reb	t-reb	pf	fo	ast	to	a/to	o-reb	d-reb	t-reb	pf	fo	ast	to	a/to
EVANS, Jacob	10	14	24	14	0	9	11	0.8	46	113	159	75	2	63	36	1.8
WASHINGTON, Kyle	17	37	54	14	0	8	10	0.8	17	37	54	14	0	8	10	0.8
CAUPAIN, Troy	2	21	23	6	0	24	8	3.0	48	300	348	153	1	381	182	2.1
CLARK, Gary	14	18	32	11	0	9	5	1.8	221	347	568	141	0	136	85	1.6
SCOTT, Tre	4	6	10	2	0	1	0	0.0	4	6	10	2	0	1	0	0.0
JOHNSON, Kevin	5	4	9	11	0	4	9	0.4	49	97	146	172	0	125	118	1.1
MOORE, Quadri	4	2	6	7	0	0	5	0.0	23	45	68	54	1	8	42	0.2
JENIFER, Justin	2	5	7	7	0	9	4	2.3	4	21	25	25	0	43	21	2.0
CUMBERLAND, Jarron	4	3	7	5	0	8	0	0.0	4	3	7	5	0	8	0	0.0
BROOKS, Nysier	2	5	7	6	0	1	3	0.3	2	5	7	6	0	1	3	0.3
TOBLER, Zack	0	2	2	1	0	0	0	0.0	4	4	8	7	0	1	2	0.5
BART, Jackson	0	0	0	0	0	0	0	0.0	0	0	0	0	0	0	0	0.0
KOZ, John	0	0	0	0	0	0	0	0.0	0	0	0	0	0	0	0	0.0



2016-17 Cincinnati Basketball
Cincinnati Team High/Low Analysis (as of Nov 24, 2016)
All games



Cincinnati - TEAM GAME HIGHS

POINTS	84	BROWN (11/11/16)
	74	ALBANY (11/14/16)
	71	vs Penn State (11/20/16)
	71	vs Rhode Island (11/19/16)
	70	SAMFORD (11/23/16)
FIELD GOALS MADE	33	BROWN (11/11/16)
	30	vs Penn State (11/20/16)
FIELD GOAL ATTEMPTS	63	SAMFORD (11/23/16)
	61	ALBANY (11/14/16)
FIELD GOAL PERCENTAGE	.579 (33-57)	BROWN (11/11/16)
	.500 (30-60)	vs Penn State (11/20/16)
3 PT FIELD GOALS MADE	8	vs Rhode Island (11/19/16)
	6	vs Penn State (11/20/16)
	6	BROWN (11/11/16)
3 PT FG ATTEMPTS	22	BROWN (11/11/16)
	21	ALBANY (11/14/16)
3 PT FG PERCENTAGE	.400 (8-20)	vs Rhode Island (11/19/16)
	.353 (6-17)	vs Penn State (11/20/16)
FREE THROWS MADE	17	vs Rhode Island (11/19/16)
	13	ALBANY (11/14/16)
FREE THROW ATTEMPTS	23	vs Rhode Island (11/19/16)
	20	SAMFORD (11/23/16)
	20	ALBANY (11/14/16)
	20	BROWN (11/11/16)
FREE THROW PERCENTAGE	.739 (17-23)	vs Rhode Island (11/19/16)
	.650 (13-20)	ALBANY (11/14/16)
REBOUNDS	43	BROWN (11/11/16)
	42	SAMFORD (11/23/16)
ASSISTS	23	BROWN (11/11/16)
	16	ALBANY (11/14/16)
STEALS	13	ALBANY (11/14/16)
	10	BROWN (11/11/16)
BLOCKED SHOTS	10	SAMFORD (11/23/16)
	9	BROWN (11/11/16)
TURNOVERS	14	vs Penn State (11/20/16)
	12	BROWN (11/11/16)
FOULS	21	ALBANY (11/14/16)
	18	vs Rhode Island (11/19/16)



2016-17 Cincinnati Basketball
Cincinnati High/Low Analysis (as of Nov 24, 2016)
All games



Opponent - GAME HIGHS

POINTS	76	vs Rhode Island (11/19/16)
	55	SAMFORD (11/23/16)
	55	BROWN (11/11/16)
	51	ALBANY (11/14/16)
	50	vs Penn State (11/20/16)
FIELD GOALS MADE	26	vs Rhode Island (11/19/16)
	20	ALBANY (11/14/16)
FIELD GOAL ATTEMPTS	58	SAMFORD (11/23/16)
	58	vs Rhode Island (11/19/16)
FIELD GOAL PERCENTAGE	.448 (26-58)	vs Rhode Island (11/19/16)
	.417 (20-48)	ALBANY (11/14/16)
3 PT FIELD GOALS MADE	10	BROWN (11/11/16)
	8	SAMFORD (11/23/16)
	8	vs Rhode Island (11/19/16)
3 PT FG ATTEMPTS	27	SAMFORD (11/23/16)
	25	BROWN (11/11/16)
3 PT FG PERCENTAGE	.400 (10-25)	BROWN (11/11/16)
	.400 (8-20)	vs Rhode Island (11/19/16)
FREE THROWS MADE	16	vs Rhode Island (11/19/16)
	11	vs Penn State (11/20/16)
FREE THROW ATTEMPTS	20	vs Rhode Island (11/19/16)
	14	ALBANY (11/14/16)
	14	BROWN (11/11/16)
FREE THROW PERCENTAGE	.917 (11-12)	vs Penn State (11/20/16)
	.818 (9-11)	SAMFORD (11/23/16)
REBOUNDS	39	vs Rhode Island (11/19/16)
	34	SAMFORD (11/23/16)
ASSISTS	15	vs Rhode Island (11/19/16)
	10	BROWN (11/11/16)
STEALS	5	vs Penn State (11/20/16)
	5	vs Rhode Island (11/19/16)
BLOCKED SHOTS	5	vs Rhode Island (11/19/16)
	2	vs Penn State (11/20/16)
TURNOVERS	22	ALBANY (11/14/16)
	19	vs Penn State (11/20/16)
FOULS	21	vs Rhode Island (11/19/16)
	21	BROWN (11/11/16)



2016-17 Cincinnati Basketball
Cincinnati High/Low Analysis (as of Nov 24, 2016)
All games



Cincinnati - GAME LOWS

POINTS	70	SAMFORD (11/23/16)
	71	vs Rhode Island (11/19/16)
	71	vs Penn State (11/20/16)
	74	ALBANY (11/14/16)
	84	BROWN (11/11/16)
FIELD GOALS MADE	23	vs Rhode Island (11/19/16)
	27	SAMFORD (11/23/16)
FIELD GOAL ATTEMPTS	54	vs Rhode Island (11/19/16)
	57	BROWN (11/11/16)
FIELD GOAL PERCENTAGE	.426 (23-54)	vs Rhode Island (11/19/16)
	.429 (27-63)	SAMFORD (11/23/16)
3 PT FIELD GOALS MADE	4	SAMFORD (11/23/16)
	5	ALBANY (11/14/16)
3 PT FG ATTEMPTS	17	vs Penn State (11/20/16)
	20	vs Rhode Island (11/19/16)
	20	SAMFORD (11/23/16)
3 PT FG PERCENTAGE	.200 (4-20)	SAMFORD (11/23/16)
	.238 (5-21)	ALBANY (11/14/16)
FREE THROWS MADE	5	vs Penn State (11/20/16)
	12	BROWN (11/11/16)
	12	SAMFORD (11/23/16)
FREE THROW ATTEMPTS	10	vs Penn State (11/20/16)
	20	BROWN (11/11/16)
	20	ALBANY (11/14/16)
	20	SAMFORD (11/23/16)
FREE THROW PERCENTAGE	.500 (5-10)	vs Penn State (11/20/16)
	.600 (12-20)	BROWN (11/11/16)
	.600 (12-20)	SAMFORD (11/23/16)
REBOUNDS	30	vs Rhode Island (11/19/16)
	34	ALBANY (11/14/16)
ASSISTS	8	vs Rhode Island (11/19/16)
	12	SAMFORD (11/23/16)
STEALS	4	vs Rhode Island (11/19/16)
	9	vs Penn State (11/20/16)
	9	SAMFORD (11/23/16)
BLOCKED SHOTS	4	vs Penn State (11/20/16)
	6	ALBANY (11/14/16)
TURNOVERS	10	ALBANY (11/14/16)
	10	SAMFORD (11/23/16)
FOULS	13	SAMFORD (11/23/16)
	16	BROWN (11/11/16)
	16	vs Penn State (11/20/16)



2016-17 Cincinnati Basketball
Cincinnati High/Low Analysis (as of Nov 24, 2016)
All games



Opponent - GAME LOWS

POINTS	50	vs Penn State (11/20/16)
	51	ALBANY (11/14/16)
	55	BROWN (11/11/16)
	55	SAMFORD (11/23/16)
	76	vs Rhode Island (11/19/16)
FIELD GOALS MADE	17	vs Penn State (11/20/16)
	18	BROWN (11/11/16)
FIELD GOAL ATTEMPTS	48	ALBANY (11/14/16)
	49	vs Penn State (11/20/16)
FIELD GOAL PERCENTAGE	.316 (18-57)	BROWN (11/11/16)
	.328 (19-58)	SAMFORD (11/23/16)
3 PT FIELD GOALS MADE	2	ALBANY (11/14/16)
	5	vs Penn State (11/20/16)
3 PT FG ATTEMPTS	14	ALBANY (11/14/16)
	20	vs Rhode Island (11/19/16)
	20	vs Penn State (11/20/16)
3 PT FG PERCENTAGE	.143 (2-14)	ALBANY (11/14/16)
	.250 (5-20)	vs Penn State (11/20/16)
FREE THROWS MADE	9	BROWN (11/11/16)
	9	ALBANY (11/14/16)
	9	SAMFORD (11/23/16)
FREE THROW ATTEMPTS	11	SAMFORD (11/23/16)
	12	vs Penn State (11/20/16)
FREE THROW PERCENTAGE	.643 (9-14)	BROWN (11/11/16)
	.643 (9-14)	ALBANY (11/14/16)
REBOUNDS	23	BROWN (11/11/16)
	26	vs Penn State (11/20/16)
ASSISTS	8	ALBANY (11/14/16)
	8	vs Penn State (11/20/16)
STEALS	2	SAMFORD (11/23/16)
	3	BROWN (11/11/16)
BLOCKED SHOTS	1	BROWN (11/11/16)
	1	ALBANY (11/14/16)
	1	SAMFORD (11/23/16)
TURNOVERS	10	vs Rhode Island (11/19/16)
	14	BROWN (11/11/16)
FOULS	14	SAMFORD (11/23/16)
	15	vs Penn State (11/20/16)



2016-17 Cincinnati Basketball
Cincinnati Player High/Low Analysis (as of Nov 24, 2016)
All games



Cincinnati - INDIVIDUAL GAME HIGHS

Points	25	EVANS, Jacob vs Rhode Island (11/19/16)
	23	WASHINGTON, Kyle vs Rhode Island (11/19/16)
	23	EVANS, Jacob vs Brown (11/11/16)
	19	EVANS, Jacob vs Albany (11/14/16)
	18	WASHINGTON, Kyle vs Samford (11/23/16)
Field Goals Made	9	EVANS, Jacob vs Brown (11/11/16)
	8	WASHINGTON, Kyle vs Samford (11/23/16)
	8	EVANS, Jacob vs Rhode Island (11/19/16)
	8	WASHINGTON, Kyle vs Rhode Island (11/19/16)
Field Goal Att.	16	WASHINGTON, Kyle vs Penn State (11/20/16)
	15	CAUPAIN, Troy vs Rhode Island (11/19/16)
	15	WASHINGTON, Kyle vs Rhode Island (11/19/16)
FG Pct (min 5 made)	.833 (5-6)	SCOTT, Tre vs Penn State (11/20/16)
	.778 (7-9)	CLARK, Gary vs Brown (11/11/16)
3-Point FG Made	4	EVANS, Jacob vs Brown (11/11/16)
	2	JOHNSON, Kevin vs Samford (11/23/16)
	2	EVANS, Jacob vs Penn State (11/20/16)
	2	EVANS, Jacob vs Rhode Island (11/19/16)
	2	CAUPAIN, Troy vs Rhode Island (11/19/16)
	2	WASHINGTON, Kyle vs Rhode Island (11/19/16)
	2	CUMBERLAND, Jarron vs Albany (11/14/16)
	2	EVANS, Jacob vs Albany (11/14/16)
3-Point FG Att.	8	JOHNSON, Kevin vs Samford (11/23/16)
	7	EVANS, Jacob vs Albany (11/14/16)
3-Pt FG Pct (min 2 made)	.667 (4-6)	EVANS, Jacob vs Brown (11/11/16)
	.667 (2-3)	WASHINGTON, Kyle vs Rhode Island (11/19/16)
Free Throws Made	7	EVANS, Jacob vs Rhode Island (11/19/16)
	7	EVANS, Jacob vs Albany (11/14/16)
Free Throw Att.	10	CLARK, Gary vs Samford (11/23/16)
	9	EVANS, Jacob vs Rhode Island (11/19/16)
FT Pct (min 3 made)	1.000 (4-4)	WASHINGTON, Kyle vs Brown (11/11/16)
	1.000 (3-3)	EVANS, Jacob vs Samford (11/23/16)
Rebounds	17	WASHINGTON, Kyle vs Penn State (11/20/16)
	12	WASHINGTON, Kyle vs Samford (11/23/16)
	12	WASHINGTON, Kyle vs Brown (11/11/16)
Assists	6	CAUPAIN, Troy vs Brown (11/11/16)
	5	CAUPAIN, Troy vs Rhode Island (11/19/16)
	5	CAUPAIN, Troy vs Albany (11/14/16)
	5	JENIFER, Justin vs Albany (11/14/16)
	5	WASHINGTON, Kyle vs Brown (11/11/16)
Steals	4	CAUPAIN, Troy vs Albany (11/14/16)
	3	JOHNSON, Kevin vs Samford (11/23/16)
	3	CLARK, Gary vs Penn State (11/20/16)
	3	JENIFER, Justin vs Albany (11/14/16)
	3	EVANS, Jacob vs Albany (11/14/16)
	3	CLARK, Gary vs Brown (11/11/16)
Blocked Shots	4	WASHINGTON, Kyle vs Rhode Island (11/19/16)
	3	BROOKS, Nysier vs Samford (11/23/16)
	3	WASHINGTON, Kyle vs Samford (11/23/16)
	3	CLARK, Gary vs Rhode Island (11/19/16)
Turnovers	4	WASHINGTON, Kyle vs Penn State (11/20/16)
	4	EVANS, Jacob vs Rhode Island (11/19/16)
	4	MOORE, Quadri vs Albany (11/14/16)

	4	CAUPAIN, Troy vs Brown (11/11/16)
Fouls	4	WASHINGTON, Kyle vs Samford (11/23/16)
	4	JOHNSON, Kevin vs Samford (11/23/16)
	4	CLARK, Gary vs Penn State (11/20/16)
	4	CLARK, Gary vs Albany (11/14/16)
	4	EVANS, Jacob vs Albany (11/14/16)
	4	MOORE, Quadri vs Brown (11/11/16)



2016-17 Cincinnati Basketball
Cincinnati Opponent High/Low Analysis (as of Nov 24, 2016)
All games



OPPONENT INDIVIDUAL GAME HIGHS

Points	20		Garner, Shep vs Penn State (11/20/16)
	18		MATTHEWS, E.C. vs Rhode Island (11/19/16)
	15		IVERSON, Kuran vs Rhode Island (11/19/16)
	14		D. Denzel-Dyson vs Samford (11/23/16)
	14		TERRELL, Jared vs Rhode Island (11/19/16)
	14		MARTIN, Hassan vs Rhode Island (11/19/16)
Field Goals Made	7		Garner, Shep vs Penn State (11/20/16)
	6		NICHOLS, David vs Albany (11/14/16)
Field Goal Att.	17		MATTHEWS, E.C. vs Rhode Island (11/19/16)
	16		Garner, Shep vs Penn State (11/20/16)
	16		NICHOLS, David vs Albany (11/14/16)
FG Pct (min 5 made)	.833	(5-6)	MARTIN, Hassan vs Rhode Island (11/19/16)
	.500	(5-10)	IVERSON, Kuran vs Rhode Island (11/19/16)
3-Point FG Made	4		Triston Chambers vs Samford (11/23/16)
	4		Garner, Shep vs Penn State (11/20/16)
	4		MATTHEWS, E.C. vs Rhode Island (11/19/16)
	4		TERRELL, Jared vs Rhode Island (11/19/16)
	4		Hobbie, JR vs Brown (11/11/16)
3-Point FG Att.	11		Garner, Shep vs Penn State (11/20/16)
	10		Triston Chambers vs Samford (11/23/16)
3-Pt FG Pct (min 2 made)	.750	(3-4)	Sullivan, Chris vs Brown (11/11/16)
	.667	(2-3)	Spieth, Steven vs Brown (11/11/16)
Free Throws Made	5		IVERSON, Kuran vs Rhode Island (11/19/16)
	4		Christen Cunningham vs Samford (11/23/16)
	4		Stevens, Lamar vs Penn State (11/20/16)
	4		Carr, Tony vs Penn State (11/20/16)
	4		MARTIN, Hassan vs Rhode Island (11/19/16)
	4		MATTHEWS, E.C. vs Rhode Island (11/19/16)
	4		CREMO, Joe vs Albany (11/14/16)
Free Throw Att.	7		LANDS, Jaraan vs Albany (11/14/16)
	7		Okolie, Obi vs Brown (11/11/16)
FT Pct (min 3 made)	1.000	(4-4)	Christen Cunningham vs Samford (11/23/16)
	1.000	(4-4)	Stevens, Lamar vs Penn State (11/20/16)
	1.000	(4-4)	Carr, Tony vs Penn State (11/20/16)
	1.000	(4-4)	MARTIN, Hassan vs Rhode Island (11/19/16)
	1.000	(4-4)	CREMO, Joe vs Albany (11/14/16)
Rebounds	11		Wyatt Walker vs Samford (11/23/16)
	11		Watkins, Mike vs Penn State (11/20/16)
Assists	6		NICHOLS, David vs Albany (11/14/16)
	5		Christen Cunningham vs Samford (11/23/16)
	5		IVERSON, Kuran vs Rhode Island (11/19/16)
	5		Blackmon, Tavon vs Brown (11/11/16)
Steals	3		NICHOLS, David vs Albany (11/14/16)
	2		Garner, Shep vs Penn State (11/20/16)
Blocked Shots	2		Watkins, Mike vs Penn State (11/20/16)
	2		MARTIN, Hassan vs Rhode Island (11/19/16)
Turnovers	8		CREMO, Joe vs Albany (11/14/16)
	4		Christen Cunningham vs Samford (11/23/16)
	4		MARTIN, Hassan vs Rhode Island (11/19/16)
Fouls	5		MARTIN, Hassan vs Rhode Island (11/19/16)
	4		Carr, Tony vs Penn State (11/20/16)
	4		THOMPSON, Christion vs Rhode Island (11/19/16)
	4		IVERSON, Kuran vs Rhode Island (11/19/16)

4	CHARLES, Travis vs Albany (11/14/16)
4	NICHOLS, David vs Albany (11/14/16)
4	Daugherty, Corey vs Brown (11/11/16)
4	Spieth, Steven vs Brown (11/11/16)
4	Fuller, Travis vs Brown (11/11/16)