

2019-20 SCHEDULE/RESULTS

DAY/DATE	OPPONENT	TV	TIME/RESULT
Thurs./Oct. 31	Thomas More (Exhibition)	Bearcats TV	W, 79-36
Wed./Nov. 6	at Ohio State	FS1	L, 56-64
Mon./Nov. 11	Drake	FSO/ESPN3	7 p.m.
Thurs./Nov. 14	Alabama A&M	FSO/ESPN3	7 p.m.

PARADISE JAM (ST. THOMAS, U.S. VIRGIN ISLANDS)

Fri./Nov. 22	vs. Illinois State-1	FloHoops	5:45 p.m.
Sat. or Sun./Nov. 23 or 24	vs. Bowling Green -or- Western Kentucky-1	FloHoops	5 p.m. or 7:30 p.m.
Mon./Nov. 25	vs. Valparaiso/Grand Canyon	FloHoops	TBA
	Fordham/Nevada-1		

Sat./Nov. 30	UNLV	FSO/ESPN3	7 p.m.
Tues./Dec. 3	Vermont	CBS Sports Network	7 p.m.
Sat./Dec. 7	at Xavier-2	FS1	5 p.m.
Sat./Dec. 14	Colgate	FSO/ESPN3	7 p.m.
Wed./Dec. 18	Tennessee	ESPN2	7 p.m.

CHICAGO LEGENDS (CHICAGO, ILL.)

Sat./Dec. 21	vs. Iowa-3	Big Ten Network	9 p.m.
--------------	------------	-----------------	--------

Wed./Jan. 1	UConn •	CBS Sports Network	7 p.m.
Sat./Jan. 4	at Tulane •	CBS Sports Network	4 p.m.
Wed./Jan. 8	Tulsa •	ESPN2/ESPNU	7 p.m.
Sat./Jan. 11	at UCF •	ESPN2	Noon
Thurs./Jan. 16	at Memphis •	ESPN	7 p.m.
Sun./Jan. 19	ECU •	ESPNU	6 p.m.
Wed./Jan. 22	at Temple •	ESPNNews	7 p.m.
Tues./Jan. 28	SMU •	ESPNNews	7 p.m.
Sat./Feb. 1	Houston •	ESPN2	6 p.m.
Thurs./Feb. 6	at Wichita State •	ESPN/ESPN2	7 p.m.
Sun./Feb. 9	at UConn •	CBS Sports Network	Noon
Thurs./Feb. 13	Memphis •	ESPN/ESPN2	7 p.m.
Sun./Feb. 16	at ECU •	CBS Sports Network	Noon
Wed./Feb. 19	UCF •	ESPN2/ESPNU	7 p.m.
Sun./Feb. 23	Wichita State •	ESPN	1 p.m.
Sun./Mar. 1	at Houston •	ESPN	1 p.m.
Tues./Mar. 3	at USF •	ESPNU	7 p.m.
Sat./Mar. 7	Temple •	CBS Sports Network	8 p.m.

AMERICAN CHAMPIONSHIP (FORT WORTH, TEXAS)

Thurs.-Sun./Mar. 12-15	TBA-4	ESPN Networks	TBA
------------------------	-------	---------------	-----

NCAA CHAMPIONSHIP

Tues.-Wed./Mar. 17-18	First Four-5	Turner	TBA
Thurs.-Sun./Mar. 19-22	First & Second Rounds-6	CBS/Turner	TBA
Thurs.-Sun./Mar. 26-29	Regional Semifinals & Finals-7	CBS/Turner	TBA
Sat.-Mon./Apr. 4-6	Final Four & Championship-8	CBS/Turner	TBA

Notes: All times listed are Eastern and subject to change. Home games are in **boldface**.

(•) - Denotes American Athletic Conference game.

Key: 1-Paradise Jam (University of the Virgin Islands' Sports and Fitness Center);

2-Skyline Chili Crosstown Shootout (Cintas Center);

3-Chicago Legends (United Center);

4-American Championship (Dickies Arena);

5-NCAA Championship First Four site: Dayton, Ohio (University of Dayton Arena);

6-NCAA Championship First and Second Round sites: Albany, N.Y. (Times Union Center);

Spokane, Wash. (Spokane Veterans Memorial Arena); St. Louis, Mo. (Enterprise Center);

Tampa, Fla. (Amalie Arena); Greensboro, N.C. (Greensboro Coliseum); Omaha, Neb.

(CenturyLink Center Omaha); Sacramento, Calif. (Golden 1 Center); Cleveland (Quicken Loans Arena);

7-NCAA Championship Regional sites: Indianapolis (Lucas Oil Stadium); Los Angeles, Calif. (STAPLES Center); Houston (Toyota Center);

8-NCAA Championship Final Four site: Atlanta (Mercedes-Benz Superdome).



2 NATIONAL TITLES // 6 FINAL FOURS // 8 ELITE EIGHTS // 10 SWEET SIXTEENS

33 NCAA TOURNAMENTS // 40 CONFERENCE CHAMPIONSHIPS

DRAKE (1-0) AT CINCINNATI (0-1)

MONDAY, NOV. 11 // 7 P.M. ET // FIFTH THIRD ARENA // CINCINNATI, OHIO

GAME AT A GLANCE

SERIES INFO: Cincinnati leads 22-8 overall; The Bearcats lead 12-3 in Cincinnati and 10-5 in Des Moines;

The teams have never met at a neutral site.

LAST MEETING: Cincinnati won 73-67 on Jan. 23, 1974 in Des Moines, Iowa

STREAK: Cincinnati - 1

COACHES: John Brannen is in his first season at Cincinnati (0-1); Sixth season overall (82-53)

Darian DeVries is in his second season at Drake (25-10); Second season overall (25-10)

AP/USA TODAY RANKINGS (PRESEASON): Cincinnati (RV/--); Drake (--/--)

RADIO: 700 WLW; Dan Hoard provides play-by-play with color analyst Kevin Johnson

TV: FOX Sports Ohio; Tom Gelehrter provides play-by-play with color analyst Terry Nelson

JOIN THE CONVERSATION (TWITTER, FACEBOOK & INSTAGRAM): @GoBearcatsMBB or GoBearcatsMBB

CINCINNATI PROBABLE STARTERS

NO.	NAME	POS.	HT.	WT.	CL.-EXP.	HOMETOWN	GP-GS	PPG	RPG	APG	MIN
0	Chris McNeal	G	6-1	190	Gr.-TR	Jackson, Tenn.	1-1	10.0	4.0	1.0	34.0
34	Jarron Cumberland	G	6-5	210	Sr.-3L	Wilmington, Ohio	1-1	13.0	3.0	3.0	33.0
2	Keith Williams	G	6-5	215	Jr.-2L	Brooklyn, N.Y.	1-1	13.0	2.0	1.0*	28.0
13	Trevon Scott	F	6-8	225	R-Sr.-3L	Townsend, Ga.	1-1	3.0	12.0	2.0	32.0
33	Chris Vogt	C	7-1	260	Jr.-TR	Mayfield, Ky.	1-1	4.0	4.0	1.0^	13.0

OFF THE BENCH

21	Jaevin Cumberland	G	6-3	185	Gr.-TR	Wilmington, Ohio	1-0	3.0	1.0	1.0	27.0
35	Jaume "Jay" Sorolla	C	7-0	260	Gr.-TR	Barcelona, Spain	1-0	6.0	4.0	2.0	23.0
1	Jeremiah Davenport	G	6-7	205	Fr.-HS	Cincinnati, Ohio	1-0	3.0	2.0	0.0	5.0
20	Mamoudou Diarra	F	6-9	220	R-So.-1L	Bamako, Mali	1-0	0.0	0.0	0.0	3.0
23	Zach Harvey	G	6-5	195	Fr.-HS	Topeka, Kan.	1-0	1.0	1.0	0.0	2.0
3	Mika Adams-Woods •	G	6-3	185	Fr.-HS	Syracuse, N.Y.	-	19.0	6.2	4.5	-
5	Trevor Moore •	G	6-5	190	Jr.-2L	Houston, Texas	34-0	2.3	1.4	0.5	11.8
24	Prince Toyambi •	F	6-7	225	R-Fr. HS	Kinshasa, Congo	-	17.4	9.7	1.3*	-
31	Sam Martin •	G	5-10	170	Jr.-2L	Cincinnati, Ohio	6-0	0.8	0.0	0.5	2.2
32	John Koz •	G	6-1	200	Sr.-3L	Cleveland, Ohio	5-0	0.4	0.4	0.0	1.8
44	Adam Cook •	F	6-6	180	Jr.-HS	Marysville, Ohio	-	-	-	-	-
45	Rob Banks •	F	6-5	200	Fr.-HS	Bracknell, England	-	13.5	6.0	-	-

Starters listed based on last game; •-Statistics are from last season played.

^-Blocks; *-Steals

CINCINNATI STORYLINES

- » Monday marks the first home game for **John Brannen** as Cincinnati's head coach. Brannen posted an 81-51 record in four seasons at nearby Northern Kentucky, including a 72-30 mark since 2016-17 with three postseason appearances, two NCAA showings and two Horizon League regular-season and tournament championships.
- » UC owns an 85-11 (.885) all-time record in home openers, including a 25-2 (.926) mark at Fifth Third Arena.
- » UC's non-league schedule ranks tied for the third toughest in the nation according to CBSports.com.

- » UC was predicted to finish third in the American Athletic Conference (behind Memphis and Houston, who tied for first) according to a preseason polling of league coaches in October.
- » Senior guard **Jarron Cumberland** was tabbed the AAC Preseason Player of the Year by the league's coaches.
- » UC's 89 wins since the start of 2016-17 are tied for the third most in the nation behind only Gonzaga (102) and Villanova (94) entering the season.
- » The Bearcats are one of six schools to make the NCAA Tournament each of the last nine years.

2019-20 CINCINNATI NUMERICAL ROSTER

NO.	NAME	POS.	HT.	WT.	CLASS-EXP.	HOMETOWN/HIGH SCHOOL/LAST SCHOOL
0	Chris McNeal	G	6-1	190	Gr.-TR	Jackson, Tenn./South Side HS/Tennessee Tech
1	Jeremiah Davenport	G	6-7	205	Fr.-HS	Cincinnati, Ohio/Moeller HS/Hargrave Military Academy
2	Keith Williams	G	6-5	215	Jr.-2L	Brooklyn, N.Y./Bishop Loughlin Memorial
3	Mika Adams-Woods	G	6-3	185	Fr.-HS	Syracuse, N.Y./Bishop Ludden HS/New Hampton School (N.H.)
5	Trevor Moore	G	6-5	190	Jr.-2L	Houston, Texas/Phillis Wheatley HS/South Kent Prep (Conn.)
13	Trevon Scott	F	6-8	225	R-Sr.-3L	Townsend, Ga./McIntosh County Academy
20	Mamoudou Diarra	F	6-9	220	R-Sr.-1L	Bamako, Mali/22 Feet Academy (S.C.)
21	Jaevin Cumberland	G	6-3	185	Gr.-TR	Wilmington, Ohio/Wilmington HS/Oakland
23	Zach Harvey	G	6-5	195	Fr.-HS	Topeka, Kan./Hayden HS/Prolific Prep Academy (Calif.)
24	Prince Toyambi	F	6-7	225	R-Fr. HS	Kinshasa, Congo/Fresno HS (Calif.)
31	Sam Martin #	G	5-10	170	Jr.-2L	Cincinnati, Ohio/Summit Country Day
32	John Koz #	G	6-1	200	Sr.-3L	Cleveland, Ohio/Bay HS
33	Chris Vogt	C	7-1	260	Jr.-TR	Mayfield, Ky./Graves County HS/Northern Kentucky
34	Jarron Cumberland	G	6-5	210	Sr.-3L	Wilmington, Ohio/Wilmington HS
35	Jaume "Jay" Sorolla	C	7-0	260	Gr.-TR	Barcelona, Spain/Sunrise Christian Academy (Kansas)/Valparaiso
44	Adam Cook #	F	6-6	180	Jr.-HS	Marysville, Ohio/Marysville HS
45	Rob Banks #	F	6-5	200	Fr.-HS	Bracknell, England/Gould Academy

2019-20 CINCINNATI ALPHABETICAL ROSTER

NO.	NAME	POS.	HT.	WT.	CLASS-EXP.	HOMETOWN/HIGH SCHOOL/LAST SCHOOL
3	Mika Adams-Woods	G	6-3	185	Fr.-HS	Syracuse, N.Y./Bishop Ludden HS/New Hampton School (N.H.)
45	Rob Banks #	F	6-5	200	Fr.-HS	Bracknell, England/Gould Academy
44	Adam Cook #	F	6-6	180	Jr.-HS	Marysville, Ohio/Marysville HS
21	Jaevin Cumberland	G	6-3	185	Gr.-TR	Wilmington, Ohio/Wilmington HS/Oakland
34	Jarron Cumberland	G	6-5	210	Sr.-3L	Wilmington, Ohio/Wilmington HS
1	Jeremiah Davenport	G	6-7	205	Fr.-HS	Cincinnati, Ohio/Moeller HS/Hargrave Military Academy
20	Mamoudou Diarra	F	6-9	220	R-Sr.-1L	Bamako, Mali/22 Feet Academy (S.C.)
23	Zach Harvey	G	6-5	195	Fr.-HS	Topeka, Kan./Hayden HS/Prolific Prep Academy (Calif.)
32	John Koz #	G	6-1	200	Sr.-3L	Cleveland, Ohio/Bay HS
0	Chris McNeal	G	6-1	190	Gr.-TR	Jackson, Tenn./South Side HS/Tennessee Tech
31	Sam Martin #	G	5-10	170	Jr.-2L	Cincinnati, Ohio/Summit Country Day
5	Trevor Moore	G	6-5	190	Jr.-2L	Houston, Texas/Phillis Wheatley HS/South Kent Prep (Conn.)
13	Trevon Scott	F	6-8	225	R-Sr.-3L	Townsend, Ga./McIntosh County Academy
35	Jaume "Jay" Sorolla	C	7-0	260	Gr.-TR	Barcelona, Spain/Sunrise Christian Academy (Kansas)/Valparaiso
24	Prince Toyambi	F	6-7	225	R-Fr. HS	Kinshasa, Congo/Fresno HS (Calif.)
33	Chris Vogt	C	7-1	260	Jr.-TR	Mayfield, Ky./Graves County HS/Northern Kentucky
2	Keith Williams	G	6-5	215	Jr.-2L	Brooklyn, N.Y./Bishop Loughlin Memorial

- Walk-on

COACHING & SUPPORT STAFF

Head Coach: John Brannen (First season at UC; Sixth season overall)
 Assistant Coaches: Jayson Gee, Sean Dwyer, Tim Morris
 Assistant to the Head Coach/Recruiting Coordinator: Jake Luhn
 Director of Basketball Operations: Craig Heatherly
 Director of Player Personnel: Rodney Crawford

Video Coordinator: George Neilson
 Graduate Assistant: Mike Bueter
 Senior Associate AD/Medical Services: Bob Mangine
 Director of Sports Performance: Mike Rehfeldt

PRONUNCIATION

MIKA Adams-Woods	MY-ka
JARRON Cumberland	JAIR-in
MAMOUDOU DIARRA	MAMA-doo DEE-are-uh
John KOZ	rhymes with nose
JAUME "Jay" Sorolla	JAW-may "Jay" Sorolla
Prince TOYAMBI	toy-YAHM-bee
Chris VOGT	Vote

ROSTER INFORMATION

By State/Country

Democratic Republic of Congo	(1) Prince Toyambi
England	(1) Rob Banks
Georgia	(1) Trevon Scott
Kansas	(1) Zach Harvey
Kentucky	(1) Chris Vogt
Mali	(1) Mamoudou Diarra
New York	(2) Mika Adams-Woods, Keith Williams
Ohio	(6) Adam Cook, Jaevin Cumberland, Jarron Cumberland, Jeremiah Davenport, John Koz, Sam Martin
Spain	(1) Jaume "Jay" Sorolla
Tennessee	(1) Chris McNeal
Texas	(1) Trevor Moore

By Class

True Freshmen	(4) Mike Adams-Woods, Robert Banks, Jeremiah Davenport, Zach Harvey
R-Freshmen	(1) Prince Toyambi
R-Sophomores	(1) Mamoudou Diarra
Juniors	(5) Adam Cook, Sam Martin, Trevor Moore, Chris Vogt, Keith Williams
Seniors	(2) Jarron Cumberland, John Koz
R-Seniors	(1) Trevon Scott
Graduate Transfers	(3) Jaevin Cumberland, Chris McNeal, Jamue "Jay" Sorolla

By Height

7-1	(1) Chris Vogt
7-0	(1) Jaume "Jay" Sorolla
6-9	(1) Mamoudou Diarra
6-8	(1) Trevon Scott
6-7	(2) Jeremiah Davenport, Prince Toyambi
6-6	(1) Adam Cook
6-5	(4) Jarron Cumberland, Zach Harvey, Trevor Moore, Keith Williams
6-4	(1) Robert Banks
6-3	(2) Mika Adams-Woods, Jaevin Cumberland
6-2	(1) David Sanford
6-1	(2) John Koz, Chris McNeal
5-10	(1) Sam Martin

CINCINNATI QUICK FACTS

GENERAL INFORMATION

Location	Cincinnati, OH 45221
Founded	1819
Enrollment	46,388
Nickname	Bearcats
Colors	Red (PMS: 186) and Black
Arena (Capacity)	Fifth Third Arena (12,012)
Affiliation	NCAA Division I
Conference	American Athletic Conference
President	Neville Pinto
Acting Director of Athletics	Ryan Hays
Faculty Representative	Brian Hatch
Department of Athletics Phone	(513) 556-4603
Athletics Ticket Office Phone	(877) CATS-TIX

ATHLETIC COMMUNICATIONS

Asst. AD/Primary Basketball Contact	Andre Foushee
Office/Cell Phone	(513) 556-5182/(859) 797-7871
Email Address	Andre.Foushee@uc.edu
Assoc. Director/Secondary Basketball Contact	Alex Ryan
Office/Cell Phone	513-556-0618/(513) 623-9992
Email Address	Alex.Ryan@uc.edu

BASKETBALL STAFF

Head Coach	John Brannen (Marshall, 1997)
Basketball Office Phone	(513) 556-5847
Assistant Coach	Jayson Gee (Charleston [W.Va.], 1988)
Assistant Coach	Sean Dwyer (Michigan State, 2009)
Assistant Coach	Tim Morris (Stanford, 2008)
Asst. to the Head Coach/Recruiting Coord.	Jake Luhn (UMass Boston, 2002)
Director of Operations	Craig Heatherly (UMass-Lowell, 2010)
Director of Player Personnel	Rodney Crawford (Cincinnati, 2002)
Video Coordinator	George Neilson (Alabama, 2011)
Senior Associate AD/Medical Services	Bob Mangine (Pittsburgh, 1977)
Director of Sports Performance	Mike Rehfeldt (St. Cloud State, 2005)
Graduate Assistant	Mike Bueter (Northern Kentucky, 2018)



HISTORY

First year of basketball/All-time record	1901-02/1,816-1,016 (.641)
NCAA appearances/last	33/2019
All-time record	46-32 (.590)
National Championships	2/1961, 1962
Final Four appearances/last	6/1992
Elite Eight appearances/last	8/1996
Sweet 16 appearances/last	10/2012
Conference Regular-Season Championships/last	28/2018
Conference Tournament Championships/last	12/2019
Postseason NIT appearances/last	10/2010
All-time record	8-10 (.444)

TEAM INFORMATION

2018-19 Record	28-7
American Athletic Conference Record (Finish)	14-4 (2nd)
Starters returning/lost	3/2
Letterwinners returning/lost	7/6
Newcomers	10
Percentage of points returning	58.2 percent (1,460 of 2,510)
Percentage of rebounds returning	76.7 percent (593 of 773)
Percentage of assists returning	52.4 percent (244 of 466)

GAME PREVIEW

- » The University of Cincinnati's men's basketball team plays its 2019-20 home opener Monday, Nov. 11 when it welcomes Drake to Fifth Third Arena. Tip is set for 7 p.m. ET. The game will be broadcast by FOX Sports Ohio and 700 WLW. It is also available outside the FOX Sports Ohio viewing arena on ESPN3.
- » Monday is Veterans' Day and marks Military Appreciate Night at Fifth Third Arena.
- » Tickets are available for purchase online at GoBears.com or by calling 1-877-CATS-TIX.
- » The Bearcats opened the season with a 65-56 setback at No. 18 Ohio State on Wednesday, Nov. 6. Jarron Cumberland and Keith Williams led the effort with 13 points each. Trevon Scott grabbed a team-high 12 rebounds. UC led by as many as eight points in the first half and trailed by only a basket with 4:07 left but could not pull out the victory.
- » Drake opened the season with an 86-55 home win over Kennesaw State on Thursday. Four Bulldogs scored in double figures led by D.J. Wilkins' 19 points. Drake tied a school record, making 17 3-pointers, including five from Jonah Jackson and four from Wilkins.
- » A common matchup when both schools were members of the Missouri Valley Conference (1957-58 through 1969-70), Drake and Cincinnati have met 30 previous times in series history with the Bearcats owning a 22-8 advantage. UC owns a 12-3 lead in Cincinnati and a 10-5 edge in Des Moines, Iowa. The last meeting resulted in a 73-67 UC win on Jan. 23, 1974 at Drake.
- » **UP NEXT:** Cincinnati plays host to Alabama A&M on Thursday, Nov. 14 at Fifth Third Arena. The game tips at 7 p.m. on FOX Sports Ohio, ESPN3 and 700 WLW.

SCOUTING DRAKE

- » Drake returns three starters from its 2018-19 squad that shared the Missouri Valley Conference regular-season title (with Loyola Chicago), posting a 24-10 overall mark.
- » Guard D.J. Wilkins averaged 11.1 points and made 63 3-pointers a year ago. The 2019-20 Preseason Third Team All-MVC selection led the Bulldogs with 19 points on 7-of-11 shooting in Thursday's season opener against Kennesaw State.
- » Forward Tremell Murphy averaged 10.4 points and 6.2 rebounds last season while point guard Noah Thomas averaged 7.0 points and 2.6 assists.
- » Sophomore guard Roman Penn started at the point position against Kennesaw State. The transfer from Siena averaged 9.7 points and 3.0 assists as a freshman.
- » Junior-college transfer guard Jonah Jackson was 5 of 8 from beyond the arc for 15 points against Kennesaw State.
- » Drake was picked to finish fifth in the MVC in a preseason poll of sports information directors, media and coaches.
- » Former Creighton assistant Darian DeVries earned MVC Coach of the Year accolades last season in his first year as Drake's head coach.

SERIES HISTORY

- » Cincinnati leads the series 22-8 overall, including a 12-3 lead in Cincinnati and a 10-5 edge in Des Moines, Iowa.
- » The teams played twice a year while both were members of the Missouri Valley Conference from 1957-58 through 1969-70 with Cincinnati posting a 19-7 advantage.
- » The last four meetings in the series came while Cincinnati was an Independent, including the last matchup, a 73-67 Bearcats win at Drake on Jan. 23, 1974.
- » During its 13 seasons in the MVC, Cincinnati posted a 286-76 overall record, 128-52 conference mark, won seven league championships, advanced to five consecutive Final Fours (1959-63) and claimed two national titles (1961 and 1962).

CINCINNATI VS. THE MVC

- » Cincinnati is 72-33 (.686) all-time against current members of the Missouri Valley Conference: Bradley (19-14), Drake (22-8), Evansville (3-2), Illinois State (2-1), Indiana State (11-1), Loyola (6-6), Missouri State (1-0), UNI (4-0), Southern Illinois (0-0), Valparaiso (4-1).
- » John Brannen owns a 3-3 coaching mark against current members of the MVC with previous contests against Northern Illinois (2-0) and Valparaiso (1-3).
- » UC graduate transfer center Jaume "Jay" Sorolla played three seasons at MVC-member Valparaiso prior to joining the Bearcats. Last season, he tallied a season-high 13 points on 6-of-7 shooting with five blocks and four rebounds at home against Drake (1/26/19). He later posted seven points and six rebounds against the Bulldogs (2/16/19) in the second meeting at Drake.

CINCINNATI HOME OPENERS

- » Cincinnati owns an 85-11 (.885) all-time record in its home openers, including a 25-2 (.926) mark at Fifth Third Arena.
- » The Bearcats saw their 10-game win streak in home openers snapped last season, falling 64-56 to Ohio State (11/7/18) in the first game inside newly renovated Fifth Third Arena.
- » UC head coach John Brannen is 4-0 in home openers.
- » Wednesday's UC season opener at Ohio State marked the first time the Bearcats started a season on the road since a 69-62 setback at No. 18 Oklahoma State (11/16/2001). It marked the 22nd time in 119 seasons of UC basketball that the program started the year on the road.

OHIO STATE GAME RECAP

- » **COLUMBUS, Ohio (AP)** - Kyle Young had a career-high 14 points and 13 rebounds and No. 18 Ohio State beat Cincinnati 64-56 in the opener for both teams.
- » Young made 6 of 7 shots from the floor and the Buckeyes rallied in the second half to spoil John Brannen's Cincinnati coaching debut.
- » D.J. Carton added nine points and five rebounds for Ohio State, and Kaleb Wesson had eight points and 11 rebounds.
- » Jarron Cumberland and Keith Williams each had 13 points to lead UC. Trevon Scott tied a career-high with 12 rebounds.
- » UC led 26-19 after a slow, rough first half. Ohio State failed to score for the first 7:45 until Young got a breakaway jam off Carton's outlet pass. Up to that point, Ohio State had missed its first seven shots from the floor as well as its first four free throws while committing five turnovers.

- » Ohio State tied it at 15 on an Andre Wesson rebound basket. But Cincinnati closed the half on an 11-4 run, with Williams hitting a pair of wide open 3s.
- » Ohio State went on a 14-3 run to start the second half, with Kaleb Wesson stepping out to hit a pair of 3s. They surged ahead 33-29 with 13:16 left.
- » Carton had a reverse layup and hit a 3 from the left wing for a 49-43 lead with 7:35 left. UC twice got the lead down to two.
- » But Buckeyes freshman E.J. Liddell scored off a feed from Duane Washington Jr., and Carton hit a pair of free throws to make it 59-53 with 2:16 left.
- » UC's Chris McNeal had a three-point play to cut it to 60-56 with 52 seconds left, and Ohio State's Washington and C.J. Walker each hit a pair of free throws to help the Buckeyes ride it out.

TOUGH NON-LEAGUE SCHEDULE

- » Cincinnati owns one of the nation's toughest nonconference schedule's according to CBSSports.com. The Bearcats' non-league slate ranks tied for third with Kansas and North Carolina.
- » UC's nonconference schedule includes road games at preseason No. 18 Ohio State and No. 19 Xavier.
- » Challenging home matchups include contests with 2019 NCAA Sweet 16 participant Tennessee (12/18); 2019 Missouri Valley co-champion Drake (11/11); last year's American East Conference champion Vermont (12/3); and 2019 Patriot League co-champion Colgate (12/14).
- » The Bearcats will battle 2019 NCAA tournament participant Iowa (12/21) in Chicago and could potentially face 2019 NCAA tournament participant Nevada (11/25) at the Paradise Jam in the U.S. Virgin Islands.
- » **NON-LEAGUE SCHEDULE HIGHLIGHTS:** Ten teams won 20 or more games ... Nine teams advanced to postseason play ... Seven teams finished first or second in their league ... Six teams participated in the NCAA Tournament ... Six teams finished in the Top 100 of the 2018-19 NET Rankings.

TIP-INS

- » **TWENTY-SOMETHINGS:** Even with nine newcomers, a new coach and a new system to learn, the makeup of the 2019-20 Bearcats features a mature group of players with Division I playing experience. The average age is 20.7 years with the oldest player being Jaevin Cumberland (23-years old). Other elder statesmen include: Jarron Cumberland (22), Mamoudou Diarra (22), Chris McNeal (22), Trevon Scott (22) and Jaume "Jay" Sorolla (22).
- » Seven players have seen action at least 69 collegiate games entering this week, including Jarron Cumberland (107), Trevon Scott (107), Jaevin Cumberland (97), Jaume "Jay" Sorolla (90), Trevor Moore (69), Keith Williams (69), Chris McNeal (69).
- » **3-POINTER STREAK:** UC grad transfer guard Jaevin Cumberland enters the week having made at least one 3-pointer in 34 consecutive games, including at least one in every game last season. It marks the seventh longest streak in the NCAA. Eastern Illinois' Mack Smith ranks first at 49 consecutive games.
- » Jaevin Cumberland ranked among the nation's leaders in 3-pointers per game (22nd at 3.3), three attempted (28th at 273) and 3-point FG percentage (50th at .399) a year ago.

- » **GREAT SCOTT:** Trevon Scott tied a career-high with 12 rebounds at No. 18 Ohio State (11/6). It marked the 20th time he has led UC in rebounding in the last 36 games dating back to the start of last season. The redshirt-senior forward led the Bearcats, averaging 6.9 rebounds last season.
- » **EARLIEST SEASON OPENER:** Cincinnati's season opener at No. 18 Ohio State on Nov. 6, 2019 marked the earliest season opener in the history of UC basketball.

COACHES IN FIRST YEAR AT CINCINNATI

- » John Brannen was named the 27th head coach in Cincinnati men's basketball history on April 14, 2019.
- » Brannen is only the fourth coach to lead the Bearcats since 1989-90: Bob Huggins (1990-2005), Andy Kennedy (2006) and Mick Cronin (2007-2019).

FIRST SEASON RESULTS OF CINCINNATI COACHES (SINCE 1947)

COACH (FIRST YEAR)	W-L (WIN %)	RESULT
John Wiethe (1946-47)	17-9 (.654)	1st Place in MAC
George Smith (1952-53)	11-13 (.458)	2nd Place in MAC
Ed Jucker (1960-61)	27-3 (.900)	1st Place in MVC; NCAA Champions
Tay Baker (1965-66)	21-7 (.750)	1st Place in MVC; NCAA Appearance
Gale Catlett (1972-73)	17-9 (.654)	Independent
Ed Badger (1978-79)	13-14 (.481)	4th in Metro
Tony Yates (1983-84)	3-25 (.107)	8th in Metro
Bob Huggins (1989-90)	20-14 (.588)	2nd in Metro
Andy Kennedy (2005-06)	21-13 (.618)	8th in BIG EAST
Mick Cronin (2006-07)	11-19 (.367)	16th in BIG EAST

- SEASON NOTES -

COACHES PICK BEARCATS THIRD IN AAC; CUMBERLAND TABBED PRESEASON PLAYER OF THE YEAR

- » American Athletic Conference coaches predicted a third-place finish for Cincinnati at AAC Media Day on Oct. 14. The Bearcats received 94 points. Houston and Memphis tied for first, garnering 113 points each. The predicted order of finish for the remaining AAC teams follows: Wichita State (88 points), USF (79), UConn (75), Temple (72), SMU (47), UCF (40), Tulsa (36), ECU (20) and Tulane (15).
- » UC's Jarron Cumberland was tabbed the league's preseason player of the year. He also was a unanimous first-team selection for the second consecutive year.

UC RETURNING STATISTICAL LEADERS

CATEGORY	STAT	PLAYER
Scoring	18.8*	Jarron Cumberland
Field Goals	207*	Jarron Cumberland
Three-Pointers	80*	Jarron Cumberland
Free Throws	163*	Jarron Cumberland
Rebounding	6.9*	Trevon Scott
Assists	127*	Jarron Cumberland
Blocks	31	Keith Williams
Steals	40*	Jarron Cumberland
Minutes	32.5*	Jarron Cumberland

* - team leader in 2018-19

QUICK RUNDOWN OF THE BEARCATS

- » **RETURNERS** – Jarron Cumberland averaged 18.8 points, 4.4 rebounds, 3.6 assists and 1.1 steals last season. The first returning league player of the year for Cincinnati since Steve Logan (Conference USA 2001 and 2002), Cumberland accounted for 657 points a year ago, the 10th most in a season in program history. The prolific scorer placed his name in consideration for the NBA Draft soon after the conclusion of last season but announced his return to the Bearcats in late May.
- » Redshirt-senior forward **Trevon Scott** (9.3 points, 6.9 rebounds and 1.5 assists) and junior guard **Keith Williams** (9.9 points, 3.2 rebounds, 1.1 assists and 1.1 steals) each took large steps forward in their production last season. Scott showed his versatility throughout the year and was key in the Bearcats securing back-to-back league tournament titles, earning all-tournament team honors while averaging 13.7 points and a team-best 9.3 rebounds at the event. He grabbed nearly seven rebounds a game last season to the lead the squad.
- » The ultra-athletic Williams scored in double figures in 19 games while blocking multiple shots in eight contests a year ago. His jumping ability helped him post about one block a game to rank among the league leaders.
- » Also returning for Cincinnati in 2019-20 are junior guard **Trevor Moore** and redshirt-sophomore **Mamoudou Diarra**. Moore averaged about 12 minutes in 34 games while Diarra logged about seven minutes in 20 games a year ago. Both have opportunities this season.
- » **NEWCOMERS** – Three graduate transfers, a junior transfer and three true freshmen make up a group of seven newcomers for the Bearcats.
- » Grad transfer guard **Jaevin Cumberland**, cousin of Jarron Cumberland, averaged 17.2 points and 3.5 assists while making nearly 40 percent of his tries from three-point range in 2018-19. He gives UC another threat from long range after ranking 22nd in the nation with 3.3 three-pointers per game last season.
- » Grad transfer guard **Chris McNeal** sat out last season at Tennessee Tech, but averaged 9.5 points and 2.7 assists at New Mexico in 2017-18. He will bring experience to the point position.
- » Grad transfer center **Jaume "Jay" Sorolla**, a 7-foot center, averaged 4.1 points and 3.1 rebounds as a reserve at Valparaiso last season and gives UC much needed size inside.
- » Junior transfer center **Chris Vogt** at 7-foot-1 gives the Bearcats additional size inside. He played in all 35 games last season for Brannen at NKU, averaging 4.5 points, 3.7 rebounds and 1.2 blocks as a reserve. He is eligible to play this season after receiving an NCAA waiver in October.
- » Helping at the point position will be freshman guard **Mika Adams-Woods**, who averaged 19.0 points, 6.2 rebounds and 4.6 assists while shooting over 52 percent from the field at New Hampton School in New Hampshire last season.
- » Freshman guard **Zach Harvey**, a top-50 prospect from Topeka, Kan., attended Prolific Prep Academy in Napa, Calif., last season averaging 16.5 points, 4.9 assists and 4.8 rebounds through 11 games before being sidelined by an ankle injury.
- » Freshman guard **Jeremiah Davenport** posted 16.5 points, 7.4 rebounds and 2.1 steals at Hargrave Military Academy in Chatham, Va., last season. He won numerous awards while posting similar numbers at Moeller High School in Cincinnati in 2017-18.

RETURNING HEADLINERS

#34 JARRON CUMBERLAND, G

2019-20 PRESEASON HONORS/WATCH LISTS:

- AAC Preseason Player of the Year (coaches)
- Jerry West Shooting Guard of the Year Award (20 players)
- Citizen Naismith Men's Player of the Year (50 players)
- Wendy's Wooden Award (50 players)
- Lute Olsen Player of the Year (40 players)
- NABC Player of the Year (20 players)
- First-Team All-America (Lindy's Sports Magazine)
- Second Team All-America (Sporting News)
- Second Team All-America (The Athletic)
- Third-Team All-America (NBCSports.com)
- Ranked No. 8 among nation's Top 50 Players (SBNation.com)
- Ranked No. 10 among nation's Top 100 Players (CBS Sports)
- Ranked No. 13 among nation's Top 25 Players (ESPN.com)

2018-19 HONORS:

- Associated Press Honorable Mention All-America (2019)
- AAC Player of the Year (2019)
- AAC Championship Most Outstanding Player (2019)
- Unanimous First Team All-AAC selection (2019)
- Recognized by The American nine times for weekly awards, including AAC Player of the Week (five weeks) and AAC Weekly Honor Roll (four weeks).
- Named one of 10 semifinalist for the Jerry West Shooting Guard of the Year Award (2019).
- Named to midseason watch lists for the Citizen Naismith and Lute Olsen Player of Year Awards (2019).
- » **2019-20 SEASON NOTES:** Cumberland is the AAC's top returning scorer for 2019-20 season (18.8 points).
- » Cumberland is Cincinnati's first returning league player of the year since Steve Logan (Conference USA in 2001 and 2002).
- » Cumberland is the AAC's first returning player of the year winner since SMU's Nic Moore, who won the honor in 2015 and 2016.
- » **2018-19 NOTES & STATS:** Started all 35 games in 2018-19, averaging 18.8 points, 4.4 rebounds, 3.6 assists and 1.1 steals in 32.5 minutes.
- » Averaged 23.3 points, 6.0 rebounds and 4.3 assists during the AAC Tournament. Set an AAC Tournament championship game record, scoring 33 points on 11-of-24 shooting with eight rebounds against No. 11 Houston (3/17).
- » Ranked among AAC leaders in eight categories in 2018-19: points (third at 18.8), three-point field goal percentage (seventh at .388), three-point field goals made, (seventh at 2.3), free throw percentage (10th at .773), assists (11th at 3.6), assist-to-turnover ratio (13th at 1.3), minutes played (14th at 32.5) and steals (15th at 1.1).
- » Scored 657 points during 2018-19, the 10th most points scored in a season at UC while becoming the 53rd member of UC's 1,000-point club. He enters 2019-20 ranked 20th on the all-time scoring list with 1,363 career points.
- » **CHART CHASING:** Cumberland needs 10 points to move past Bobby Austin (1,385 points from 1979-82) for 19th place and 16 points to also jump Paul Hogue (1,391 points from 1960-62) for 15th place on UC's all-time scoring list.
- » Cumberland also enters the week ranked eighth in career 3-point field goal percentage at .360 (178 of 495).

POINTS (CAREER - CINCINNATI HISTORY)

RK	NAME (YEARS)	POINTS
1.	Oscar Robertson (1958-60)	2,973
2.	Sean Kilpatrick (2011-14)	2,145
3.	Steve Logan (1999-2002)	1,985
--		
16.	Gary Clark (2015-18)	1,462
17.	Dwight Jones (1980-83)	1,451
18.	Paul Hogue (1960-62)	1,391
19.	Bobby Austin (1979-1982)	1,385
20.	Jarron Cumberland (2017-Present)	1,376

3-POINT FG PERCENTAGE (CAREER - CINCINNATI HISTORY)

RK	NAME (YEARS)	3FG% (ATT-M)
1.	Field Williams (2001-04)	.401 (262-654)
2.	Justin Jenifer (2016-19)	.398 (117-294)
3.	Darnell Burton (1994-1997)	.394 (306-777)
4.	LaZelle Durden (1993-95)	.385 (260-675)
5.	Steve Logan (1999-2002)	.378 (258-682)
6.	Jacob Evans III (2016-18)	.377 (174-462)
7.	Farad Cobb (2015-2016)	.366 (127-347)
8.	Jarron Cumberland (2017-Present)	.360 (178-495)
9.	Nick Van Exel (1992-93)	.358 (147-411)

#13 TREVON SCOTT, F

2018-19 HONORS:

- AAC All-Tournament Team

- » **2018-19 SEASON NOTES:** Trevon Scott was named to the AAC Championship All-Tournament Team (2019), averaging 13.7 points and a team-high 9.3 rebounds.
- » Started all 35 games during 2018-19, averaging 9.3 points, 6.9 rebounds and 1.5 assists in 30.6 minutes.
- » Ranked among AAC leaders in five categories in 2018-19: rebounds (seventh at 6.9), offensive rebounds (seventh at 2.3), defensive rebounds (ninth at 4.5), field goal percentage (14th at .472) and minutes played (19th at 30.6).
- » Registered five double-doubles in 2018-19, including 17 points and a career-high 12 rebounds against SMU in the quarterfinals of the AAC Championship.
- » Led the Bearcats in rebounding in 19 games in 2018-19.

#2 KEITH WILLIAMS, G

- » **2018-19 SEASON NOTES:** Played in 35 games with 32 starts, averaging 9.9 points, 3.2 rebounds, 1.1 assists and 1.1 steals in 25.9 minutes.
- » Listed among AAC leaders in blocks (11th at 0.9).
- » Scored in double figures in 19 games with eight multi-block games.

LOOKING CLOSER AT BRANNEN'S SUCCESS AT NORTHERN KENTUCKY

- » John Brannen served as Northern Kentucky University's head coach for four seasons (2015-2016 to 2018-19), taking the Norse to unprecedented success as the school's athletics department underwent reclassification. The school gained Division I status prior to the start of the 2016-17 season and the men's basketball program preceded to compile a 72-30 overall record the following three seasons under Brannen, making three consecutive postseason appearances (NCAA Tournament [2017, 2019], NIT [2018]), winning back-to-back Horizon League regular-season championships (2018, 2019) and claiming a pair of conference tournament titles (2017, 2019). No other school in the nation has enjoyed NKU's amount of success in its first three years.
- » In all, Brannen registered an 81-51 ledger in four seasons

at Northern Kentucky.

- » The 2017 Horizon League Coach of the Year, Brannen led the Norse to a 24-11 record in 2016-17, the Horizon League Tournament title and an appearance in the NCAA Tournament in the school's first season of active status eligibility. NKU's win total was an improvement of 15 victories from the previous season, marking the third-best turnaround in the nation behind only UCLA and Minnesota.
- » Brannen guided NKU to a 22-10 mark in 2017-18, the Horizon League regular-season championship and the NIT.
- » During the 2018-19 season, NKU posted a Division I-era record 26 wins with eight losses, claiming the league regular-season championship and tournament title and its second NCAA Tournament appearance in three years.
- » Brannen's players earned 10 Horizon League postseason accolades at NKU, highlighted by Drew McDonald receiving league player of the year honors a year ago.
- » NKU finished 2018-19 ranked 11th in the nation in both total assists (592) and assists per game (16.9). The Norse also ranked nationally in field goal shooting percentage (27th at .478), scoring margin (28th at +9.6), assist-to-turnover ratio (32nd at 1.34), three-point shooting defense (34th at .314), rebound margin (43rd at +4.5) and scoring offense (44th at 78.5 points).

BRANNEN IN HIS OWN WORDS

» - POST OHIO STATE COMMENTS -

"I was really proud of our guys in terms of coming out in an environment like this in their first game with a brand new coaching staff - first time we've really been together in any kind of an environment outside of a scrimmage - and really competed. Unfortunately, we weren't able to sustain that during the course of the entire game. Part of that is on us and a large of that is Ohio State."

- » **CINCINNATI PLAYERS:** "They are used to fighting (through adversity). This is one of the toughest, more tenacious teams I've been around when they want to do it. Now we didn't sustain it and were undisciplined in the second half. Undisciplined teams are coached by undisciplined coaches. So we're not going to be undisciplined. If we're going to be undisciplined, it's going to be an earlier season undisciplined. We're going to get that fixed. I just thought we were undisciplined defensively in the second half. Again, a large part of that give Ohio State credit. They put us in some different positions."
- » **UC'S OFFENSE TO DATE:** "Offensive basketball takes time and details. We now have tape to show that we need to be a little more detailed in practice, a little more attentive to the synergy that it takes to play offensive basketball. I knew we weren't there yet."

» - PRESEASON COMMENTS -

- » **DESIRED PACE OF PLAY:** "Offensively, we want to push the ball in transition as quickly as possible. Not necessarily take a quick shot within the first seven seconds but take the first available good shot. Defensively, if you want to play up tempo, that's great. If not, we want to try to force a late shot clock by utilizing our press and utilizing some different forms of pressure in the half court along with the gap defense. Elite teams push the pace offensively and control the tempo defensively. If you go back and look at the teams that have really advanced in the NCAA tournament that's where they are at from a pace perspective."
- » **ON CHRIS McNEAL:** "What Chris has brought is a toughness level. Toughness is physical and mental. He's brought a mental toughness level. He works out three times a day. He never missed a standard in conditioning.

He never misses a practice. He never misses a rep. He wins every sprint. His commitment level to his body and to his overall aura of toughness - I don't know if you get that by bouncing around or not - but if you do, I'll take it because it's pretty impressive."

FIFTH THIRD ARENA

- » Cincinnati has sold out season tickets for the second consecutive season since Fifth Third Arena (capacity 12,012) reopened after a 20-month, privately funded \$87-million renovation prior to the 2018-19 season.
- » UC averaged 11,256 fans per game last season, ranking 29th in the nation and the highest at Fifth Third Arena since 2003-04 (12,237).
- » The Bearcats have registered a 401-81 record (.833 win percentage) at the arena since its opening for the 1989-90 campaign. UC was 16-2 at home in 2018-19.
- » While Fifth Third Arena was undergoing renovation during the 2017-18 season, Cincinnati played its home schedule at BB&T Arena on the campus of Northern Kentucky University where current UC head coach John Brannen was mentoring the Norse.

BEARCAT POINTS OF PRIDE

- » Cincinnati is one of six schools in the nation to have appeared in the last nine NCAA Tournaments, joining Duke, Gonzaga, Kansas, Michigan State and North Carolina.
- » Cincinnati's 33 NCAA Tournament appearances are tied for 12th most in the nation.
- » UC ranks 13th in the nation for most wins (1,816).
- » Cincinnati's 2017-18 squad tied the school record for wins in a season with 31. The Bearcats posted 30 wins in back-to-back seasons (2016-17 and 2017-18) for the first time in school history. UC has won 26 or more games in five of the last eight seasons and has won at least 22 games in each of the last nine seasons.
- » Since the 2011-12 academic year, 24 of 27 UC men's basketball seniors have graduated including 15 straight. Redshirt senior Trevon Scott graduated in December 2018.

CINCINNATI TRADITION - BY THE NUMBERS

- » 2 National Titles (1961, 1962)
- » 6 Final Fours (1959-63, 1992)
- » 8 Elite Eights (Last: 1996)
- » 11 Sweet Sixteens (Last: 2012)
- » 33 NCAA Tournament Appearances
- » 23 NCAA Tournament Appearances since 1992
- » 10 NIT Appearances
- » 28 Conference Regular-Season Titles (Last: 2018)
- » 12 Conference Tournament Titles (Last: 2019)
- » 1,816 all-time wins (13th in nation)
- » 32 All-Americans (Last: Jarron Cumberland [2019])
- » 82 All-Conference Selections (Last: Jarron Cumberland [2019])
- » 57 NBA Draft Picks (Last: Jacob Evans III [2018])
- » 53 members of 1,000-point club
- » Ranked as the No. 10 program in the nation by the Associated Press in a 2017 ranking of school's with the most appearance in the AP poll.
- » 431 weeks ranked in AP Top 25
- » 212 weeks ranked in AP Top 10
- » 45 weeks ranked as AP No. 1
- » 2 Members of National Basketball Hall of Fame Jack Twyman & Oscar Robertson
- » 2 Olympic Gold Medalists Robertson (1960) & George Wilson (1964)

OVER THE LAST NINE-PLUS SEASONS

- » Cincinnati is one of six schools in the nation to have appeared in the last nine NCAA Tournaments, joining Duke, Gonzaga, Kansas, Michigan State and North Carolina.
- UC'S ACHIEVEMENTS OVER THE LAST NINE SEASONS:**
- » 235-80 overall record (.746 win percentage)
- » 86 wins in AAC play (league best)
- » Won two AAC regular-season titles (2014, 2018) and two AAC tournament championships (2018, 2019).
- » 138-22 home record (.863 win percentage), including a 49-3 mark since the start of 2016-17.
- » Ranked in the AP Top 25 poll for 71 weeks.
- » Ranked in the Top 25 nationally for scoring defense each of the past seven seasons.
- » 24 all-conference awards won by 10 different players.
- » Four former players signing with NBA teams (Troy Caupain, Gary Clark, Jacob Evans III and Sean Kilpatrick).

AAC LEAGUE WINS - SINCE FORMATION (2013-14)

Rk	Team (First season in league)	W-L
1.	Cincinnati (2013-14)	86-22
2.	Houston (2013-14)	64-42
3.	Memphis (2013-14)	60-48
4.	Temple (2013-14)	59-48
5.	SMU (2013-14)	*57-39
6.	UConn (2013-14)	55-52
7.	Tulsa (2014-15)	54-36
8.	UCF (2013-14)	46-60

* - Vacated 12 wins from 2013-14 season

NCAA DIVISION I WINS - TOP 20 (ENTERING 2019-20)

RK	TEAM	WINS
1.	Kentucky	2,293
2.	Kansas	2,274
3.	North Carolina	2,261
4.	Duke	2,176
5.	Temple	1,926
6.	Syracuse	1,904
7.	UCLA	1,892
8.	Notre Dame	1,880
9.	St. John's	1,854
10.	Indiana	1,836
11.	BYU	1,829
12.	Utah	1,820
13.	Cincinnati	1,816
14.	Arizona	1,813
15.	Purdue	1,803
16.	Western Kentucky	1,795
17.	Washington	1,793
T18.	Texas	1,790
T18.	Illinois	1,790
T18.	Penn	1,790

AMONG THE WINNINGEST PROGRAMS OVER THE LAST THREE SEASONS

- » Cincinnati's 89 wins since the start of the 2016-17 season ranked third most in the nation behind only Gonzaga (102) and Villanova (94) at the end of the 2018-19 season.
- » The Bearcats began 2018-19 coming off the program's first back-to-back 30-win seasons, including a 31-5 mark in 2017-18 that tied the school record for most wins.
- » With 28 victories this season, Cincinnati's three-year total of 89 wins is the highest in school history.

MOST WINS SINCE THE START OF 2016-17

(THRU 2018-19 SEASON)

Rk	Team	16-17	17-18	18-19	Record (%)
1.	Gonzaga	37-2	32-5	33-4	102-11 (.903)
2.	Villanova	32-4	36-4	26-10	94-18 (.839)
T3.	Cincinnati	30-6	31-5	28-7	89-18 (.832)
T3.	Virginia	23-11	31-3	35-3	89-17 (.840)
T3.	Michigan	26-12	33-8	30-7	89-27 (.767)
T3.	Duke	28-9	29-8	32-6	89-23 (.795)
T7.	Kansas	31-5	31-8	26-10	88-23 (.793)
T7.	North Carolina	33-7	26-11	29-7	88-25 (.779)
T7.	Kentucky	32-6	26-11	30-7	88-24 (.786)
10.	Nevada	28-7	29-8	29-5	86-20 (.811)

AMONG THE NATION'S BEST AT HOME

- » Cincinnati finished the 2018-19 season with one of the nation's best home win percentages (.942) since the start of 2016-17 ranked first in the nation.
- » The Bearcats are 49-3 (.942) at home overall since the start of 2016-17. Cincinnati was 18-0 at Fifth Third Arena in 2016-17 and 15-1 at home during the 2017-18 campaign at BBGT Arena located on Northern Kentucky's campus. The venue served as Cincinnati's home while Fifth Third Arena was undergoing an \$87 million renovation.
- » UC was 16-2 at the new Fifth Third Arena in 2018-19.

BEST HOME WIN PERCENTAGE SINCE START OF 2016-17

(THRU 2018-19 SEASON)

Team	W-L	Win%
Gonzaga	48-2	.960
Nevada	42-2	.955
Cincinnati	49-3	.942
Purdue	46-3	.939
New Mexico State	46-3	.939
Florida State	45-3	.938
South Dakota State	40-3	.930
Duke	45-4	.918
Michigan State	45-4	.918

MOST HOME WINS SINCE START OF 2016-17

(THRU 2018-19 SEASON)

Team	Wins
Texas Tech	50
Cincinnati	49
Gonzaga	48
Kentucky	48
Louisville	47
Michigan	47
Saint Mary's	47
Houston	46
New Mexico State	46
Oregon	46
Purdue	46
Syracuse	44

-2018-19 SEASON REVIEW- TEAM ACCOMPLISHMENTS

- » Earned a 28-7 overall record, finishing second in the league at 14-4.
- » Cincinnati's 89 wins over the past three seasons are tied with Duke and Michigan for third most in the nation behind only Gonzaga (102) and Villanova (94).
- » Won the AAC Tournament for the second consecutive season, marking Cincinnati's first back-to-back conference tournament titles since 1995 (Great Midwest Conference) and 1996 (Conference USA).
- » Climbed into the AP Top 25 poll for five weeks during the season, marking the ninth time in the last 10 seasons the UC program has been ranked during the year.
- » Made ninth consecutive NCAA Tournament appearance - one of six schools along with Duke, Gonzaga, Kansas, Michigan State and North Carolina.
- » Recorded a 16-2 record in the first season back at Fifth Third Arena.
- » Finished the season ranked 29th in the nation in home attendance, averaging 11,256 fans.
- » Jumped to 13th in the nation with 1,816 wins.
- » Won the Emerald Coast Classic in November.
- » Posted an 11-2 record this season in games decided by five points or less.

NEW LOCATION IN 2019-20

- » Here's a look at where some of the members of the 2018-19 Bearcats are this season...
- » Former Head Coach Mick Cronin - UCLA
- » Former Associate Head Coach Darren Savino - UCLA
- » Former Assistant Coach Antwon Jackson - Virginia Tech
- » Nysier Brooks (Sr., C) - Miami (Fla.)
- » Rashawn Fredericks (Sr., G/F) - UAB
- » LaQuill Hardnett (R-Fr., F) - Buffalo
- » Logan Johnson (So., G) - Saint Mary's (Calif.)
- » Eliel Nsoseme (Jr., F) - Georgia State

-GOBEARCATS.COM-



THE BRANNEN FILE

- » **Hometown:** Alexandria, Ky.
- » **Alma Mater:** Marshall, 1997
- » **Family:** wife, Lisa;
twin daughters, Jaylee and Katelyn

COACHING EXPERIENCE

- » **1999-2000:**
Asst. Coach, Charleston (W.Va.)
- » **2001-2002 to 2002-03:**
Asst. Coach, Eastern Kentucky
- » **2003-04 to 2005-06:**
Asst. Coach, St. Bonaventure
- » **2006-07 to 2008-09:**
Asst. Coach, VCU
- » **2009-10 to 2012-13:**
Asst. Coach, Alabama
- » **2013-14 to 2014-15:**
Assoc. Head Coach, Alabama
- » **2015-16 to 2018-19:**
Head Coach, Northern Kentucky

PLAYING EXPERIENCE

- » **1993-1994 to 1994-95:**
Morehead State
- » **1995-96 to 1996-97:**
Marshall
 - First Team All-Southern Conference as a senior (1997)
 - Led the Southern Conference in scoring as a senior (20.9 points)
 - Scored 1,008 points in two seasons playing for Billy Donovan (1996) and Greg White (1997)

CINCINNATI HEAD COACH JOHN BRANNEN

John Brannen was named the 27th head coach in University of Cincinnati men's basketball history on April 14, 2019.

Brannen had served as Northern Kentucky University's head coach since the 2015-2016 season, taking the Norse to unprecedented success as the school's athletics department underwent reclassification. Since earning active Division I status eligibility prior to the start of the 2016-17 season, the Norse men's basketball program has compiled a 72-30 overall record, making three consecutive postseason appearances (NCAA Tournament [2017, 2019], NIT [2018]), winning back-to-back Horizon League regular-season championships (2018, 2019) and claiming a pair of conference tournament titles (2017, 2019). No other school in the nation has enjoyed NKU's amount of success in its first three years with active status at the Division I level.

Brannen, whose coaching career spans 20 seasons, owns an 82-52 career record as head coach. He registered an 81-51 ledger in four seasons at NKU and a 1-1 mark as Alabama's interim head coach at the end of the 2014-15 campaign.

The 2017 Horizon League Coach of the Year, Brannen led the Norse to a 24-11 record in 2016-17, the Horizon League Tournament title and an appearance in the NCAA Tournament in the school's first season of active status eligibility. NKU's win total was an improvement of 15 victories from the previous season, marking the third-best turnaround in the nation behind only UCLA and Minnesota.

Brannen guided NKU to a 22-10 mark, the Horizon League regular-season championship and an NIT appearance in 2017-18. Last season, NKU posted a Division I-era record 26 wins with eight losses, claiming the league regular-season championship and tournament title and its second NCAA Tournament appearance in three years.

Brannen's players earned 10 Horizon League postseason accolades at NKU, highlighted by Drew McDonald receiving league player of the year honors a year ago. NKU finished 2018-19 ranked 11th in the nation in both total assists (592) and assists per game (16.9). The Norse also ranked nationally in field goal shooting percentage (27th at .478), scoring margin (28th at +9.6), assist-to-turnover ratio (32nd at 1.34), three-point shooting defense (34th at .314), rebound margin (43rd at +4.5) and scoring offense (44th at 78.5 points).

Brannen came to NKU after spending six seasons (2010-2015) at Alabama coaching under Anthony Grant, four as an assistant coach and two as the associate head coach. The Crimson Tide made four postseason appearances during his stay. Alabama finished as the runners up at the 2011 NIT, posting a 25-12 overall mark and winning the Southeastern Conference West Division title. The Crimson Tide made an NCAA Tournament appearance the following season and later advanced to the NIT quarterfinals in 2013 and the second round of the NIT in 2015. Brannen served as interim head coach for Alabama's two games in the 2015 NIT. While in Tuscaloosa, Brannen helped sign Alabama's 2011 recruiting class that ranked fifth in the nation according to Rivals.com.

Prior to Alabama, Brannen served as an assistant coach at VCU for three seasons (2007-09) under Anthony Grant, helping lead the Rams to three 20-win campaigns, two NCAA Tournament appearances (2007, 2009) and a showing in the NIT (2008). The 2007 squad posted a 28-7 mark, upsetting Duke in the first round of the NCAA Tournament. Brannen helped recruit Larry Sanders, who later was drafted by Milwaukee as the 15th pick in the 2010 NBA draft and also helped recruit four of VCU's five starters on its 2011 Final Four team.

Brannen also was an assistant coach at St. Bonaventure (2004-06) for three seasons, Eastern Kentucky (2001-2003) for three seasons and Charleston for the 2000 campaign.

A native of nearby Alexandria, Ky., Brannen attended Newport Central Catholic High School. He began his collegiate playing career at Morehead State before transferring to Marshall for his final two seasons, playing for head coaches Billy Donovan (1996) and Greg White (1997).

Brannen was a first team All-Southern Conference selection as a senior at Marshall in 1996-97 when he led the league in scoring, averaging 20.9 points. He scored 1,008 points in two seasons with the Thundering Herd and still ranks among the school's top 25 players in career free throw percentage (.777), career three-pointers made (14th at 135), career three-point shooting percentage (14th at .386), single-season scoring (12th with 605 points in 1996-97) and single-season scoring average (23rd with 20.9 points during 1996-97).

A Rhodes Scholar finalist, Brannen received scholarships from both the NCAA and Southern Conference. He earned a degree in business management from Marshall in 1997. He was inducted into the Marshall University Athletics Hall of Fame in September 2019.

Following his time at Marshall, Brannen played two seasons of professional basketball in Belgium's First Division before beginning his coaching career.

Brannen and his wife Lisa live in Northern Kentucky and are the proud parents of twin daughters, Jaylee and Katelyn.

BRANNEN'S YEARLY COACHING RECORD

SEASON	SCHOOL (CONF.)	POSITION	RECORD/LEAGUE (FINISH)	LEAGUE TOURNAMENT (RECORD)	POSTSEASON (RECORD)
2014-15	Alabama (SEC)	Interim Head Coach	1-1/--	--	NIT Second Round (1-1)
Alabama Totals			1 year	1-1/0-0	.500/.000
SEASON	SCHOOL (CONF.)	POSITION	RECORD/LEAGUE (FINISH)	LEAGUE TOURNAMENT (RECORD)	POSTSEASON (RECORD)
2015-16	Northern Kentucky (Horizon)	Head Coach	9-21/5-13 (8th)	First Round (0-1)	None
2016-17	Northern Kentucky (Horizon)	Head Coach	24-11/12-6 (T-3rd)	Champions (3-0)	NCAA First Round (0-1)
2017-18	Northern Kentucky (Horizon)	Head Coach	22-10/15-3 (1st)	First Round (0-1)	NIT First Round (0-1)
2018-19	Northern Kentucky (Horizon)	Head Coach	26-9/13-5 (T-1st)	Champions (3-0)	NCAA First Round (0-1)
Northern Kentucky Totals			4 years	81-51/45-27	.614/.625
SEASON	SCHOOL (CONF.)	POSITION	RECORD/LEAGUE (FINISH)	LEAGUE TOURNAMENT (RECORD)	POSTSEASON (RECORD)
2019-20	Cincinnati (AAC)	Head Coach	0-0/0-0	TBD	TBD
Cincinnati Totals			First Year	0-1/0-0	.000/.000
Head Coaching Totals		Sixth Year	82-53/45-27		.607/.625

BRANNEN'S RECORD AGAINST ALL OPPONENTS

SCHOOL	W-L	SCHOOL	W-L	SCHOOL	W-L	SCHOOL	W-L
Alabama A&M	0-0	Eastern Kentucky	1-1	Manhattan	1-0	Southeast Missouri State	2-0
Austin Peay	0-1	Eastern Washington	1-0	UMBC	1-1	SMU	0-0
Berea	1-0	East Tennessee State	1-1	Memphis	0-1	Temple	0-0
Bowling Green	0-0	Fordham	0-0	Miami	0-1	Tennessee	0-0
Brescia	1-0	Grand Canyon	0-0	Miami (Ohio)	2-0	Texas A&M	0-1
UCF	0-1	Green Bay	5-3	Michigan	0-1	Texas Tech	0-1
Cincinnati	0-1	Houston	0-0	Milwaukee	7-3	Tiffin	1-0
Cleveland State	5-4	Illinois	1-1	Morehead State	3-1	Toledo	0-1
Coastal Carolina	1-0	Illinois State	0-0	Nevada	0-0	Tulane	0-0
Colgate	0-0	IU-Kokomo	1-0	Norfolk State	2-0	Tulsa	0-0
Delaware	1-0	IUPUI	3-1	UNC Asheville	1-0	UConn	0-0
Detroit Mercy	8-1	Iona	1-0	North Carolina A&T	0-1	UIC	6-2
Drake	0-0	Iowa	0-0	North Carolina Central	0-1	UNLV	0-0
Earlham	1-0	James Madison	1-0	Northern Illinois	2-0	USF	0-0
East Carolina	0-0	Kentucky	0-1	Oakland	4-5	Valparaiso	1-3
Eastern Illinois	1-1	Louisville	0-1	Ohio State	0-1	Vermont	0-1

Possible 2019-20 opponents in boldface

THE LAST TIME...

TEAM

100 POINTS BY A TEAM

By UC	105 vs. Arkansas-Pine Bluff, 11/27/18
By Opponent	104 by UConn (40T), 3/11/16

90-99 POINTS BY A TEAM

By UC	93 vs. UCLA, 12/19/18
By Opponent	91 by Marshall, 12/22/16

30-PLUS POINT WIN

By UC	32 (93-61) vs. Tulane, 1/2/19
By Opponent	38 (89-51) vs. Notre Dame, 3/10/11

60 PERCENT SHOOTING BY A TEAM

By UC	.641 vs. Arkansas-Pine Bluff, 11/27/18
By Opponent	.674 vs. Pittsburgh, 2/14/09

50 PERCENT SHOOTING BY A TEAM

By UC	.508 vs. SMU, 3/15/19
By Opponent	.517 by SMU, 3/15/19

CINCINNATI PLAYED A RANKED OPPONENT

UC Win	69-57 vs. No. 11 Houston, 3/17/19
UC Loss	56-64 at No. 18 Ohio State, 11/6/19

SINGLE OVERTIME GAME

UC Win	74-72 (OT) vs. UConn, 1/12/19
UC Loss	104-97 (4OT) vs. UConn, 3/11/16

DOUBLE OVERTIME GAME

UC Win	72-70 (2OT) vs. Georgetown, 3/8/12
UC Loss	104-97 (4OT) vs. UConn, 3/11/16

TRIPLE OVERTIME GAME

UC Win	75-73 (7OT*) vs. Bradley, 12/21/81
UC Loss	104-97 (4OT) vs. UConn, 3/11/16

* - NCAA record.

INDIVIDUAL

40 POINTS BY A PLAYER

By UC	41, Steve Logan vs. Southern Mississippi, 2/15/02
By Opponent	40, Trevon Bluiett, Xavier, 1/26/17

30 POINTS BY A PLAYER

By UC	33, Jarron Cumberland, vs. Houston, 3/17/19
By Opponent	31, Corey Davis Jr., vs. Houston, 3/10/19

20 REBOUNDS BY A PLAYER

By UC	20, Cedric McGowan vs. DePaul, 1/4/06
By Opponent	four times

15 REBOUNDS BY A PLAYER

By UC	15, Gary Clark, at UCF, 1/16/18
By Opponent	15, Greg Monroe, vs. Georgetown, 3/6/10

TWO PLAYERS WITH 20 OR MORE POINTS IN SAME GAME

By UC	Gary Clark (25), Jacob Evans (20) vs. UConn, 3/11/17
By Opponent	Daniel Hamilton (32), Jalen Adams (22) vs. UConn, 3/11/16

THREE PLAYERS WITH 10 OR MORE REBOUNDS IN SAME GAME

By UC	Gary Clark (10), Kyle Washington (10) & Troy Caupain (10) at Iowa State, 12/1/16
-------	---

TWO PLAYERS WITH 10 OR MORE REBOUNDS IN SAME GAME

By UC	Trevon Scott (10), Nysier Brooks (10) at Wichita State, 1/19/18
By Opponent	Ben Moore (11), Sterling Brown (11) vs. SMU, 1/12/17

10 ASSISTS BY A PLAYER

By UC	10, Troy Caupain, vs. USF, 2/4/16
By Opponent	10, Chris Howard, at USF, 2/14/09

FIVE STEALS BY A PLAYER

By UC	5, Jacob Evans III vs. Temple, 1/24/18
By Opponent	5, Galen Robinson, Jr., vs. Houston, 3/11/18

FIVE BLOCKED SHOTS BY A PLAYER

By UC	5, Nysier Brooks, vs. Wichita State, 2/17/19
By Opponent	5, Tacko Fall, vs. UCF, 2/21/19

DOUBLE-DOUBLE BY A UC PLAYER

UC Win	Trevon Scott (17 pts, 12 rebs) vs. SMU, 3/15/19
UC Loss	Gary Clark (14 pts, 12 rebs) at Butler, 12/10/16

DOUBLE-DOUBLES BY TWO UC PLAYERS

By UC	Trevon Scott (15 pts, 10 rebs) & Nysier Brooks (12 pts, 10 rebs) vs. Milwaukee, 11/16/18
-------	--

DOUBLE-DOUBLES BY THREE UC PLAYERS

By UC	Troy Caupain (37 pts, 10 rebs), Octavius Ellis (13 pts, 10 rebs) & Gary Clark (12 pts, 12 rebs) vs. UConn, 3/11/16
-------	--

TRIPLE-DOUBLE BY A UC PLAYER

By UC	Eric Hicks (22 pts., 12 rebs., 10 blks.) vs. Marquette, 1/7/06
-------	---

UC PLAYER LED TEAM IN POINTS, REBOUNDS & ASSISTS

By UC	Jarron Cumberland (24 pts, 9 rebs, 57 assts) vs. SMU, 2/2/19
-------	---

A PLAYER WON A GAME IN THE FINAL SECONDS

By UC	Jacob Evans III hits 19-foot jumper with 0.4 left at Temple as UC wins 55-53, 1/4/18
By Opponent	Roosevelt Jones layup with 0.1 left Butler defeats UC 78-76, 12/2/15

FOUR PLAYERS SCORED IN DOUBLE FIGURES

By UC	Justin Jenifer (19), Jarron Cumberland (18), Nysier Brooks (11), Trevon Scott (10) vs. Iowa, 3/22/19
-------	--

FIVE PLAYERS SCORED IN DOUBLE FIGURES

By UC	Jarron Cumberland (34), Trevon Scott (12), Keith Williams (11), Nysier Brooks (10), Justin Jenifer (10) vs. USF, 1/15/19
-------	--

SIX PLAYERS SCORED IN DOUBLE FIGURES

By UC	Justin Jenifer (13), Keith Williams (12), Cane Broome (11) Trevon Scott (11), Jarron Cumberland (10), Rashawn Fredericks (10) vs. Arkansas-Pine Bluff, 11/27/18
-------	---

SEVEN PLAYERS SCORED IN DOUBLE FIGURES

By UC	Kevin Johnson (18), Jacob Evans (17), Justin Jenifer (13), Kyle Washington (12), Jarron Cumberland (11) Troy Caupain (10), Tre Scott (10) vs. Fairleigh Dickinson, 12/17/16
-------	--

EIGHT PLAYERS SCORED IN DOUBLE FIGURES

By UC	Farad Cobb (15), Shaq Thomas (14), Kevin Johnson (14), Coreontae DeBerry (12), Justin Jenifer (11), Quadri Moore (10), Jacob Evans (10), Octavius Ellis (10) vs. Robert Morris, 11/15/15
-------	---

THE POLLS

ASSOCIATED PRESS POLL (PRESEASON)

RK.	TEAM (FIRST PLACE VOTES)	
1	Michigan State (60)	1619
2	Kentucky (2)	1497
3	Kansas (3)	1457
4	Duke	1399
5	Louisville	1386
6	Florida	1313
7	Maryland	1134
8	Gonzaga	1096
9	North Carolina	1060
10	Villanova	1048
11	Virginia	1007
12	Seton Hall	863
13	Texas Tech	837
14	Memphis	773
15	Oregon	742
16	Baylor	523
17	Utah State	491
18	Ohio State	407
19	Xavier	356
20	Saint Mary's	330
21	Arizona	265
22	LSU	234
23	Purdue	230
24	Auburn	210
25	VCU	193

OTHERS RECEIVING VOTES:

Washington 164, Colorado 152, Tennessee 78, Marquette 68, Florida State 36, Davidson 34, Harvard 24, Illinois 14, Missouri 13, Mississippi State 12, Houston 11, Georgetown 11, **Cincinnati** 8, Notre Dame 7, Creighton 4, Syracuse 3, NC State 3, Michigan 2, Vermont 2, USC 2, Alabama 2, Liberty 2, Providence 1, Colgate 1, Dayton 1.

USA TODAY COACHES POLL (PRESEASON)

RK.	TEAM (FIRST PLACE VOTES)	
1	Michigan State (30)	792
2	Kentucky	734
3	Kansas (1)	687
4	Duke (1)	683
5	Louisville	670
6	Florida	619
7	Gonzaga	544
8	Maryland	536
9	Virginia	532
10	Villanova	531
11	North Carolina	503
12	Texas Tech	417
13	Seton Hall	403
14	Oregon	344
15	Memphis	331
16	Ohio State	280
17	Arizona	229
18	Baylor	228
19	Utah State	218
20	Saint Mary's	163
21	Xavier	149
22	Purdue	123
23	Auburn	105
24	LSU	86
25	Tennessee	78

OTHERS RECEIVING VOTES:

VCU 76, Marquette 62, Washington 59, Florida State 47, Michigan 28, Colorado 28, Houston 17, Creighton 13, Davidson 11, USC 9, Providence 8, Mississippi State 7, Wisconsin 6, Syracuse 6, Texas 6, UCLA 6, Georgetown 6, Dayton 5, Liberty 5, Harvard 4, Oklahoma 3, Illinois 2, NC State 1.

CINCINNATI'S WEEKLY RANKINGS

ASSOCIATED PRESS	WEEK	USA TODAY
RV	Preseason	--

2018-19 AMERICAN ATHLETIC CONFERENCE

2018-19 AMERICAN CONFERENCE STANDINGS

Team	AAC	Pct.	Overall	Pct.
Houston	16-2	.889	33-4	.892
Cincinnati	14-4	.778	28-7	.800
UCF	13-5	.722	24-9	.727
Temple	13-5	.722	23-10	.697
Memphis	11-7	.611	22-14	.611
Wichita State	10-8	.556	22-15	.595
Tulsa	8-10	.444	18-14	.563
USF	8-10	.444	24-14	.632
UConn	6-12	.333	16-17	.485
SMU	6-12	.333	15-17	.469
ECU	3-15	.167	10-21	.323
Tulane	0-18	.000	4-27	.129

2019 AMERICAN CHAMPIONSHIP

FedExForum • Memphis, Tenn.

First Round - Thursday, March 14

Game 1: No. 9 UConn 80, No. 8 USF 73
Game 2: No. 5 Memphis 83, No. 12 Tulane 68
Game 3: No. 10 SMU 74, No. 7 Tulsa 65
Game 4: No. 6 Wichita State 73, No. 11 ECU 57

Quarterfinals - Friday, March 15

Game 5: No. 1 Houston 84, No. 9 UConn 45
Game 6: No. 5 Memphis 79, No. 4 UCF 55
Game 7: No. 2 Cincinnati 82, No. 10 SMU 74
Game 8: No. 6 Wichita State 80, No. 3 Temple 74

Semifinals - Saturday, March 16

Game 9: No. 1 Houston 61, No. 5 Memphis 58
Game 10: No. 2 Cincinnati 66, No. 6 Wichita State 63

Final - Sunday, March 17

Game 11: No. 2 Cincinnati 69, No. 1 Houston 57

2019-20 AAC COMPOSITE SCHEDULE

Saturday, Nov. 9

Morgan State at Temple	2 p.m.	ESPN3
Prairie View A&M at UCF	3 p.m.	ESPN3
Texas Southern at Wichita State	3 p.m.	Cox/ESPN3
Tulsa at UT Arlington	8 p.m.	ESPN+

Sunday, Nov. 10

Boston College at USF	Noon	CBSSN
-----------------------	------	-------

Monday, Nov. 11

Drake at Cincinnati	7 p.m.	ESPN3
----------------------------	---------------	--------------

Tuesday, Nov. 12

ECU at Appalachian State	7 p.m.	
Alabama State at Houston	7 p.m.	ESPN3
New Orleans at SMU	8 p.m.	ESPN3
Jackson State at Tulane	8 p.m.	
Oral Roberts at Tulsa	8 p.m.	ESPN3
Miami (Fla.) at UCF	9 p.m.	CBSSN
Memphis at Oregon	9 p.m.	ESPN

Wednesday, Nov. 13

IUPUI at USF	7 p.m.	ESPN3
Saint Joseph's at UConn	TBD	CBSSN

Thursday, Nov. 14

Alabama A&M at Cincinnati	7 p.m.	ESPN3
--------------------------------------	---------------	--------------

Friday, Nov. 15

BYU at Houston	9 p.m.	ESPN
----------------	--------	------

CINCINNATI IN THE AMERICAN TEAM STATISTICS

CATEGORY	[*NATIONAL] LEAGUE RANK (STAT)
Scoring	9th (71.7)
Scoring Defense.....	[14th] 2nd (62.7)
Scoring Margin	[32nd] 2nd (+9.0)
Free Throw Pct.	5th (.704)
Field Goal Pct.	8th (.432)
Field Goal Pct. Defense.....	[32nd] 3rd (.410)
3-Pt Field Goal Pct.	3rd (.345)
3-Pt Field Goal Pct. Defense.....	12th (.355)
Rebounding Offense	7th (36.1)
Rebounding Defense	1st (31.1)
Rebounding Margin	[30th] 3rd (+5.0)
Blocked Shots.....	2nd (4.4)
Assists.....	9th (13.3)
Steals	6th (6.1)
Turnover Margin	[23rd] 2nd (+3.17)
Assist-to-Turnover Ratio	3rd (1.3)
Offensive Rebounds	[20th] 2nd (12.8)
Defensive Rebounds	12th (23.3)
3-Pt Field Goals Made.....	11th (6.6)

INDIVIDUAL STATISTICS

PLAYER	[*NATIONAL] LEAGUE RANK (STAT)
Scoring	
Jarron Cumberland	3rd (18.8)

Rebounding

Trevon Scott.....	7th (6.9)
Nysier Brooks	11th (6.3)

Field Goal Percentage

Trevon Scott	15th (.472)
--------------------	-------------

Assists

Jarron Cumberland	11th (3.6)
-------------------------	------------

Free Throw Percentage

Jarron Cumberland	8th (.773)
-------------------------	------------

Steals

Jarron Cumberland	15th (1.1)
-------------------------	------------

Three-Point Field Goal Percentage

Justin Jenifer	1st (.444)
Jarron Cumberland.....	7th (.388)

Three-Point Field Goals Made

Jarron Cumberland.....	7th (2.3)
Justin Jenifer	13th (1.8)

Blocked Shots

Nysier Brooks	3rd (1.5)
Keith Williams.....	11th (0.9)

Assist-Turnover Ratio

Jarron Cumberland	13th (1.3)
-------------------------	------------

Offensive Rebounds

Nysier Brooks	4th (2.7)
Trevon Scott	7th (2.3)

Defensive Rebounds

Trevon Scott.....	9th (4.5)
-------------------	-----------

Minutes Played

Jarron Cumberland	14th (32.5)
Trevon Scott	19th (30.6)

*National rankings are in brackets.

UC'S RECORD WHEN

	19-20
Home games	0-0
Away games	0-1
Neutral site games	0-0
Conference games	0-0
vs. Top 25 teams	0-1
Overtime games	0-0
Lead at halftime	0-1
Trail at halftime	0-0
Tied at halftime	0-0
Lead with 10:00 left	0-0
Trail with 10:00 left	0-1
Tied with 10:00 left	0-0
Lead with 5:00 left	0-0
Trail with 5:00 left	0-1
Tied with 5:00 left	0-0
Lead with 2:00 left	0-0
Trail with 2:00 left	0-1
Tied with 2:00 left	0-0
Shoot better FG%	0-0
Shoot worse FG%	0-1
Shoot 50%-plus	0-0
Shoot below 50%	0-1
Opp. shoots 50%-plus	0-0
Opp. shoots below 50%	0-1
Opp. shoots below 40%	0-0
Make 7 or fewer 3FGs	0-1
Make 8 or more 3FGs	0-0
Shoot more FTs than opp.	0-0
Out-rebound opp.	0-0
Opp. out-rebounds UC	0-1
Same number of rebounds	0-0
Commit fewer TOs	0-1
Commit the same/more TOs	0-0
Commit 12 or less TOs	0-0
Outscore opp. bench	0-0
1-3 point games	0-0
4-5 point games	0-0
6-10 point games	0-1
11-19 point games	0-0
20-plus point games	0-0
Score 59 or fewer pts	0-1
Score 60-69 pts	0-0
Score 70 or more pts	0-0
Hold opp. to 50 or fewer pts	0-0
Hold opp. to 51-60 pts	0-0
Hold opp. to 61-70 pts	0-1
Opp. scores 70-plus pts	0-0
November	0-1
December	0-0
January	0-0
February	0-0
March	0-0
Monday	0-0
Tuesday	0-0
Wednesday	0-1
Thursday	0-0
Friday	0-0
Saturday	0-0
Sunday	0-0

BEARCATS STARTING LINEUPS

OPPONENT	UC STARTERS
Thomas More (EXH.)	McNeal, Jar. Cumberland, Williams, Scott, Vogt
at Ohio State	McNeal, Jar. Cumberland, Williams, Scott, Vogt
Drake	
Alabama A&M	
vs. Illinois State	
vs. Bowling Green/WKU	
vs. Valpo/GC/Fordham/Nevada	
UNLV	
Vermont	
at Xavier	
Colgate	
Tennessee	
vs. Iowa	
UConn	
at Tulane	
Tulsa	
at UCF	
at Memphis	
ECU	
at Temple	
SMU	
Houston	
at Wichita State	
at UConn	
Memphis	
at ECU	
UCF	
Wichita State	
at Houston	
at USF	
Temple	

RECORD BY STARTING LINEUPS

UC STARTERS	RECORD
McNeal, Jar. Cumberland, Williams, Scott, Vogt	0-1

PLAYERS IN DOUBLE FIGURES

# OF PLAYERS	0	1	2	3	4	5	6	7
TIMES THIS SEASON	0	0	0	1	0	0	0	0

LEADS & DEFICITS

LARGEST LEAD -
8 pts (1:05, 1st half vs. Ohio State [11/6/19])
LARGEST LEAD LOST IN DEFEAT -
8 pts (1:05, 1st half vs. Ohio State [11/6/19])
LARGEST DEFICIT OF SEASON -
9 pts (7:12, 2nd half vs. Ohio State [11/6/19])
LARGEST DEFICIT OVERCOME -
None

OVERTIME RECORDS

UC'S OVERALL RECORD	58-55
1 OT Games	49-44
2 OT Games	8-8
3 OT Games	0-1
4 OT Games	0-2
7 OT Games	1-0

RECORDS IN OVERTIME GAMES		
Home	28-17	.622
Schmidlapp Gym	3-4	.429
Schmidt Fieldhouse	0-1	.000
Music Hall	0-1	.000
Armory Fieldhouse	5-4	.556
Cincinnati Gardens	3-2	.600
U.S. Bank Arena	3-1	.750
Fifth Third Arena	15-4	.789
Away	18-30	.375
Neutral	11-8	.579

- Current Streak:** Won 4
- Longest Winning Streak:** 5 (Tay Baker - 1966-67)
- Longest Losing Streak:** 4 (Bob Ruess, 1943 - John Weithe, 1950)
- On Dec. 21, 1981 UC & Bradley played an NCAA-record 70T game (UC won, 75-73)
 - Cincinnati has been involved in two of the five NCAA tournament championship games to go into overtime. The Bearcats defeated Ohio State, 70-65, in 1961, but lost to Loyola (Ill.), 60-58, in 1963.
 - In 1966-67, Cincinnati played six overtime games, winning five.

UC COACHES IN OVERTIME GAMES			
COACH (YEARS)	NO.	RECORD	PCT.
Mick Cronin (2006-2019)	27	15-12	.556
Bob Huggins (1989-2005)	25	14-11	.560
Tay Baker (1965-72)	9	7-2	.778
Ed Jucker (1960-65)	9	4-5	.444
Ed Badger (1978-83)	8	3-5	.375
Tony Yates (1983-89)	7	2-5	.286
John Wiethe (1946-52)	5	1-4	.200
George Smith (1952-60)	4	3-1	.750
Gale Catlett (1972-78)	4	2-2	.500
Frank Rice (1928-32)	4	1-3	.250
Boyd Chambers (1918-28)	3	3-0	1.000
Clark Ballard (1939-42)	2	2-0	1.000
Andy Kennedy (2005-06)	2	1-1	.250
Tay Brown (1933-37)	2	0-2	.000
John Halliday (1932-33)	1	0-1	.000
Bob Ruess (1942-44)	1	0-1	.000
Walter Van Winkle (1937-39)	0	—	—
Ray Farnham (1944-46)	0	—	—

ACTIVE OVERTIME WIN STREAKS (THRU 2018-19)			
Rk.	Wins	School	Last Loss (Date)
1.	10	Marquette	vs. Butler (1/31/2015)
2.	9	Harvard	vs. Boston College (1/14/2015)
T3.	7	Illinois State	vs. Charleston Southern (11/22/2017)
	7	Florida State	vs. Iowa (12/2/2015)
5.	6	The Citadel	vs. UMBC (12/19/2016)
6.	4	Cincinnati	vs. UConn (3/11/2016)

SPECIALTY STATISTICS

OPPONENT	RESULT	OFF TO	IN PAINT	2ND CHANCE	FAST BREAK	BENCH
at Ohio State		15	28	8	4	21
Cincinnati	L, 56-64	11	24	13	3	13
Drake						
at Cincinnati						
Alabama A&M						
at Cincinnati						
vs. Illinois State						
Cincinnati						
vs. Bowling Green/WKU						
Cincinnati						
vs. Valpo/GC/Fordham/Nevada						
Cincinnati						
UNLV						
at Cincinnati						
Vermont						
at Cincinnati						
at Xavier						
at Cincinnati						
Colgate						
at Cincinnati						
Tennessee						
at Cincinnati						
vs. Iowa						
Cincinnati						
UConn						
at Cincinnati						
at Tulane						
Cincinnati						
Tulsa						
at Cincinnati						
at UCF						
Cincinnati						
at Memphis						
Cincinnati						
ECU						
at Cincinnati						
at Temple						
Cincinnati						
SMU						
at Cincinnati						
Houston						
at Cincinnati						
at Wichita State						
Cincinnati						
at UConn						
Cincinnati						
Memphis						
at Cincinnati						
at ECU						
Cincinnati						
UCF						
at Cincinnati						
Wichita State						
at Cincinnati						
at Houston						
Cincinnati						
at USF						
at Cincinnati						
Temple						
at Cincinnati						
TOTALS		OFF TO	IN PAINT	2ND CHANCE	FAST BREAK	BENCH
CINCINNATI		11	24	13	3	13
AVERAGE		11.0	24.0	13.0	3.0	13.0
OPPONENTS		15	28	8	4	21
AVERAGE		15.0	28.0	8.0	4.0	21.0

CINCINNATI RADIO-TV CHART



0

CHRIS McNEAL
G • 6-1 • 190 • GR-TR
Jackson, Tenn.



1

JEREMIAH DAVENPORT
G • 6-7 • 205 • FR-HS
Cincinnati, Ohio




2

KEITH WILLIAMS
G • 6-5 • 215 • JR-2L
Brooklyn, N.Y.



3

MIKA ADAMS-WOODS
G • 6-3 • 185 • FR-HS
Syracuse, N.Y.



5

TREVOR MOORE
G • 6-5 • 190 • JR-2L
Houston, Texas



13

TREVON SCOTT
F • 6-8 • 225 • R-SR-3L
Townsend, Ga.



20

MAMOUDOU DIARRA
F • 6-9 • 220 • R-SO-1L
Bamako, Mali



21

JAEVIN CUMBERLAND
G • 6-3 • 185 • GR-TR
Wilmington, Ohio



23

ZACH HARVEY
G • 6-5 • 195 • FR-HS
Topeka, Kan.



24

PRINCE TOYAMBI
F • 6-7 • 225 • R-FR-HS
Kinshasa, Congo



31

SAM MARTIN
G • 5-10 • 170 • JR-2L
Cincinnati, Ohio



32

JOHN KOZ
G • 6-1 • 200 • SR-3L
Cleveland, Ohio



33

CHRIS VOGT
C • 7-1 • 260 • JR-TR
Mayfield, Ky.



34

JARRON CUMBERLAND
G • 6-5 • 210 • SR-3L
Wilmington, Ohio



35

JAUME "JAY" SOROLLA
C • 7-0 • 260 • GR-TR
Barcelona, Spain



44

ADAM COOK
F • 6-6 • 180 • JR-HS
Marysville, Ohio



45

ROB BANKS
F • 6-5 • 200 • FR-HS
Binfield, England



JOHN BRANNEN
HEAD COACH
First Season



JAYSON GEE
ASSISTANT COACH
First Season



SEAN DWYER
ASSISTANT COACH
First Season



TIM MORRIS
ASSISTANT COACH
First Season

CINCINNATI PLAYER SEASON & CAREER HIGHS

#0 - CHRIS McNEAL

2019-20 Season	Career
10 at Ohio State, 11/6/19	Pts 29 vs. Tennessee Tech, 11/21/17#
12 at Ohio State, 11/6/19	FG Atts 16, 2x (last vs. TCU, 11/24/17)#
4 at Ohio State, 11/6/19	FG Made 8, 3x (last at Utah State, 1/31/18)#
6 at Ohio State, 11/6/19	3PT-FG Atts 11 vs. Tennessee Tech, 11/21/17#
1 at Ohio State, 11/6/19	3PT-FG Made 7 vs. Tennessee Tech, 11/21/17#
1 at Ohio State, 11/6/19	FT Atts 12 at Wyoming, 2/20/18#
1 at Ohio State, 11/6/19	FT Made 10 at Wyoming, 2/20/18#
4 at Ohio State, 11/6/19	Rebs 7, 4x, (last vs. La. Tech, 3/5/16)^
1 at Ohio State, 11/6/19	Assts 10 vs. Northern New Mexico, 11/11/17#
4 at Ohio State, 11/6/19	Stls 4 at Ohio State, 11/6/19
0	Blks 1 vs. Brescia (12/28/15)^
34 at Ohio State, 11/6/19	Mins 37 vs. La. Tech, 3/5/16^

^ - Statistics from playing career at Western Kentucky; # - Statistics from playing career at New Mexico;

#1 - JEREMIAH DAVENPORT

2019-20 Season	Career
3 at Ohio State, 11/6/19	Pts 3 at Ohio State, 11/6/19
0	FG Atts 0
0	FG Made 0
0	3PT-FG Atts 0
0	3PT-FG Made 0
3 at Ohio State, 11/6/19	FT Atts 3 at Ohio State, 11/6/19
3 at Ohio State, 11/6/19	FT Made 3 at Ohio State, 11/6/19
2 at Ohio State, 11/6/19	Rebs 2 at Ohio State, 11/6/19
0	Assts 0
0	Stls 0
0	Blks 0
5 at Ohio State, 11/6/19	Mins 5 at Ohio State, 11/6/19

#2 - KEITH WILLIAMS

2019-20 Season	Career
13 at Ohio State, 11/6/19	Pts 19 vs. UCLA, 12/19/18
10 at Ohio State, 11/6/19	FG Atts 14 vs. Xavier, 12/8/18
5 at Ohio State, 11/6/19	FG Made 8 vs. UCLA, 12/19/18
3 at Ohio State, 11/6/19	3PT-FG Atts 5, 2x (last vs. Houston, 2/10/19)
2 at Ohio State, 11/6/19	3PT-FG Made 3 vs. UCLA, 12/19/18
2 at Ohio State, 11/6/19	FT Atts 10 vs. Wichita State, 2/17/19
1 at Ohio State, 11/6/19	FT Made 9 vs. Wichita State, 2/17/19
2 at Ohio State, 11/6/19	Rebs 8 at UNLV, 12/1/18
0	Assts 5 vs. Tulsa, 1/24/19
1 at Ohio State, 11/6/19	Stls 4, 2x (last vs. Houston, 2/10/19)
0	Blks 3 vs. NC Central, 11/13/18
28 at Ohio State, 11/6/19	Mins 37, 2x (last vs. Houston, 2/10/19)

#3 - MIKA ADAMS-WOODS

2019-20 Season	Career
0	Pts 0
0	FG Atts 0
0	FG Made 0
0	3PT-FG Atts 0
0	3PT-FG Made 0
0	FT Atts 0
0	FT Made 0
0	Rebs 0
0	Assts 0
0	Stls 0
0	Blks 0
0	Mins 0

#5 - TREVOR MOORE

2018-19 Season	Career
10 vs. SC State, 12/22/18	Pts 14 vs. UCF, 2/6/18
10 vs. SC State, 12/22/18	FG Atts 10 vs. SC State, 12/22/18
4 vs. SC State, 12/22/18	FG Made 4, 4x (last vs. SC State, 12/22/18)
8 vs. SC State, 12/22/18	3PT-FG Atts 8, 2x (last vs. SC State, 12/22/18)
3, 2x (last vs. SMU, 2/2/19)	3PT-FG Made 4 vs. UConn, 2/22/18
2, 4x (last vs. Iowa, 3/22/19)	FT Atts 5, vs UCF, 2/6/18
2, 3x (last vs. Iowa, 3/22/19)	FT Made 4 vs UCF, 2/6/18
5 at Temple, 1/27/19	Rebs 8 vs. Richmond, 11/21/17
4 vs. Arkansas-Pine Bluff, 11/27/18	Assts 4 vs. Arkansas-Pine Bluff, 11/27/18
3, 2x (last at Tulsa, 1/10/19)	Stls 3, 2x (last at Tulsa, 1/10/19)
1 vs. Arkansas-Pine Bluff, 11/27/18	Blks 1, 3x (last vs. Ark.-Pine Bluff, 11/27/18)
26 at Tulsa, 1/10/19	Mins 26, 2x (last at Tulsa, 1/10/19)

#13 - TREVON SCOTT

2019-20 Season	Career
3 at Ohio State, 11/6/19	Pts 22 vs. NKU, 12/4/18
7 at Ohio State, 11/6/19	FG Atts 17 vs. SMU, 3/15/19
0 at Ohio State, 11/6/19	FG Made 9 at UCF, 3/7/19
2 at Ohio State, 11/6/19	3PT-FG Atts 5 at Memphis, 2/7/19
0 at Ohio State, 11/6/19	3PT-FG Made 2, 3x (last vs. Wichita State, 3/16/19)
4 at Ohio State, 11/6/19	FT Atts 13 vs. NKU, 12/4/18
3 at Ohio State, 11/6/19	FT Made 12 vs. NKU, 12/4/18
12 at Ohio State, 11/6/19	Rebs 12, 2x (last 12 at Ohio State, 11/6/19)
2 at Ohio State, 11/6/19	Assts 6 vs. Western Carolina, 11/13/17
0	Stls 5 vs. USF, 1/29/17
0	Blks 5 vs. Lipscomb, 11/26/16
32 at Ohio State, 11/6/19	Mins 39 at UCF, 3/7/19

#20 - MAMOUDOU DIARRA

2019-20 Season	Career
0	Pts 9, 2x (last vs. Ark.-Pine Bluff, 11/27/18)
0	FG Atts 6, 3x (last vs. SC State, 12/22/18)
0	FG Made 4 vs. Arkansas-Pine Bluff, 11/27/18
0	3PT-FG Atts 2 vs. Coppin State, 11/16/17
0	3PT-FG Made 1, 2x (last vs. Ark.-Pine Bluff, 11/27/18)
0	FT Atts 4, 2x (last vs. Western Michigan, 11/19/18)
0	FT Made 3, 2x (last vs. Houston, 3/10/19)
0	Rebs 6, 4x (last at UConn, 2/24/19)
0	Assts 1, 6x (last at UCF, 3/7/19)
1 at Ohio State, 11/6/19	Stls 2 at UCF, 3/7/19
0	Blks 2, 2x (last vs. Tulane, 1/2/19)
3 at Ohio State, 11/6/19	Mins 15 at UConn, 2/24/19

#21 - JAEVIN CUMBERLAND

2019-20 Season	Career
3 at Ohio State, 11/6/19	Pts 31 vs. Oral Roberts, 11/24/18#
6 at Ohio State, 11/6/19	FG Atts 21 vs. Youngstown State, 3/6/18#
1 at Ohio State, 11/6/19	FG Made 8, 4x (last vs. NKU, 3/11/19)#
5 at Ohio State, 11/6/19	3PT-FG Atts 15 vs. Youngstown State, 1/31/19#
1 at Ohio State, 11/6/19	3PT-FG Made 7, 2x (last vs. NKU, 3/11/19)#
0	FT Atts 15 vs. Oral Roberts, 11/24/18#
0	FT Made 15 vs. Oral Roberts, 11/24/18#
1 at Ohio State, 11/6/19	Rebs 8 vs. Defiance, 11/19/18#
1 at Ohio State, 11/6/19	Assts 9 vs. Defiance, 11/19/18#
0	Stls 3, 5x (last vs. NKU, 3/11/19)#
0	Blks 2 vs. Milwaukee, 1/10/19#
27 at Ohio State, 11/6/19	Mins 40, 6x (last vs. NKU, 3/11/19)#

- Statistics from playing career at Oakland

#23 - ZACH HARVEY

2019-20 Season	Career
1 at Ohio State, 11/6/19	Pts 1 at Ohio State, 11/6/19
0	FG Atts 0
0	FG Made 0
0	3PT-FG Atts 0
0	3PT-FG Made 0
2 at Ohio State, 11/6/19	FT Atts 2 at Ohio State, 11/6/19
1 at Ohio State, 11/6/19	FT Made 1 at Ohio State, 11/6/19
1 at Ohio State, 11/6/19	Rebs 1 at Ohio State, 11/6/19
0	Assts 0
0	Stls 0
0	Blks 0
2 at Ohio State, 11/6/19	Mins 2 at Ohio State, 11/6/19

#33 - CHRIS VOGT

2019-20 Season	Career
4 at Ohio State, 11/6/19	Pts 20 vs. Green Bay, 1/24/19#
5 at Ohio State, 11/6/19	FG Atts 13 vs. Green Bay, 1/24/19#
2 at Ohio State, 11/6/19	FG Made 9 vs. Breen Bay, 1/24/19#
0	3PT-FG Atts 0
0	3PT-FG Made 0
2 at Ohio State, 11/6/19	FT Atts 9 vs. Manhattan, 11/17/18#
0	FT Made 4, 2x (last vs. Detroit Mercy, 2/7/19)#
4 at Ohio State, 11/6/19	Rebs 14 vs. Green Bay, 1/24/19#
0	Assts 3 vs. Green Bay, 1/24/19#
0	Stls 1, 13x (last vs. Detroit Mercy, 3/6/19)#
1 at Ohio State, 11/6/19	Blks 4, 2x (last at Green Bay, 3/2/19)#
13 at Ohio State, 11/6/19	Mins 28 at Milwaukee, 2/28/19#

- Statistics from playing career at Northern Kentucky

#34 - JARRON CUMBERLAND

2019-20 Season	Career
13 at Ohio State, 11/6/19	Pts 34 vs. USF, 1/15/19
13 at Ohio State, 11/6/19	FG Atts 25 at Houston, 2/10/19
4 at Ohio State, 11/6/19	FG Made 11, 2x (last vs. Houston, 3/17/19)
5 at Ohio State, 11/6/19	3PT-FG Atts 11 vs. Georgia State, 3/16/18
0	3PT-FG Made 6, 2x (last vs. Wichita State, 2/17/19)
9 at Ohio State, 11/6/19	FT Atts 17 at Temple, 1/27/19
5 at Ohio State, 11/6/19	FT Made 14 vs. USF, 1/15/19
3 at Ohio State, 11/6/19	Rebs 11 vs. Georgia State, 3/16/18
3 at Ohio State, 11/6/19	Assts 8, 3x (last 8 vs. SMU, 3/15/19)
0	Stls 5 vs. SMU, 3/12/17
0	Blks 3 vs. ECU, 1/20/18
33 at Ohio State, 11/6/19	Mins 42 vs. UConn, 1/12/19

#35 - JAUME "JAY" SOROLLA

2019-20 Season	Career
6 at Ohio State, 11/6/19	Pts 17 vs. Southern Illinois, 1/6/18#
3 at Ohio State, 11/6/19	FG Atts 11, 3x (last vs. Purdue Northwest, 12/29/18)#
3 at Ohio State, 11/6/19	FG Made 6, 3x (last vs. Drake, 1/26/19)#
0	3PT-FG Atts 1, 4x (last vs. Loyola Chicago, 3/8/19)#
0	3PT-FG Made 1, 2x (last vs. Loyola Chicago, 3/8/19)#
0	FT Atts 8 vs. Southern Illinois, 1/6/18#
0	FT Made 7 vs. Southern Illinois, 1/6/18#
4 at Ohio State, 11/6/19	Rebs 12 vs. Indiana State, 12/17/16#
2 at Ohio State, 11/6/19	Assts 3 vs. Cleveland State, 2/9/17#
0	Stls 3, 2x (last at Texas A&M, 12/19/18)#
0	Blks 5 vs. Drake, 1/26/19#
23 at Ohio State, 11/6/19	Mins 33 vs. Santa Clara, 12/22/16#

- Statistics from playing career at Valparaiso



#0 CHRIS MCNEAL

GUARD • 6-1 • 190 • GRADUATE • TR • JACKSON, TENN. (SOUTH SIDE HS/TENNESSEE TECH)

MOMENTS

- » Scored a career-high 29 points against Tennessee Tech (11/21/17) with seven three-pointers while at New Mexico.
- » Posted a double-double with 24 points and 10 assists vs. Northern New Mexico (11/11/17) while at New Mexico.
- » Set the freshman record for assists (134) during 2015-16 season at Western Kentucky.

2019-20 Season (Grad Transfer): Scored 10 points and recorded a career-high four steals at No. 18 Ohio State (11/6) ... tallied a game-high 15 points with a trio of threes and three steals against Thomas More (10/31).

Prior to Cincinnati: Graduate transfer who sat out the 2018-19 season at Tennessee Tech after transferring from New Mexico ... saw action in all 34 games with 19 starts for the Lobos during the 2017-18 season, averaging 9.5 points and 2.7 assists in 24.4 minutes ... finished second on the team in assists (93) and third in three-pointers (56) ... posted a trio of 20-point games, including a career-best 29 points with seven three-pointers against Tennessee Tech on Nov. 21, 2017 ... recorded a double-double with 24 points and 10 assists against Northern New Mexico on Nov. 11, 2017 ... averaged 13.1 points and 5.3 assists while making 83 three-pointers in 2016-17 at Indian Hills Community College in Ottumwa, Iowa ... named a junior college honorable mention All-American in 2016-17, helping guide the Warriors to a 29-5 record, Region XI regular season and postseason titles, a district title game appearance and appearance in the national tournament ... scored 30 points on 11-of-23 shooting against Southwestern Community College on Jan. 7, 2017 ... started college career started at Western Kentucky where he played in all 34 games during his freshman season, averaging 5.6 points, 4.0 rebounds and 3.9 assists in 28.0 minutes ... his 134 assists were the most by a freshman in school history ... tabbed a two-time all-state selection and finalist for the 2015 Tennessee Class AA Mr. Basketball award for while averaging 23 points, eight assists, seven rebounds and four steals as a senior at South Side High School ... helped lead his team to the 2014 state championship while finishing his career with more than 1,800 points, 500 assists, 300 rebounds and 200 steals.

Personal: Born May 16, 1997 in Fort Oglethorpe, Ga. ... son of Elverna Cain ... has one brother, Jauwon Cain ... right-handed.

SEASON & CAREER STATISTICS

2019-20 Season		Career
10 at Ohio State, 11/6/19	Pts	29 vs. Tennessee Tech, 11/21/17#
12 at Ohio State, 11/6/19	FG Atts	16, 2x (last vs. TCU, 11/24/17)#
4 at Ohio State, 11/6/19	FG Made	8, 3x (last at Utah State, 1/31/18)#
6 at Ohio State, 11/6/19	3PT-FG Atts	11 vs. Tennessee Tech, 11/21/17#
1 at Ohio State, 11/6/19	3PT-FG Made	7 vs. Tennessee Tech, 11/21/17#
1 at Ohio State, 11/6/19	FT Atts	12 at Wyoming, 2/20/18#
1 at Ohio State, 11/6/19	FT Made	10 at Wyoming, 2/20/18#
4 at Ohio State, 11/6/19	Rebs	7, 4x, (last vs. La. Tech, 3/5/16)^
1 at Ohio State, 11/6/19	Assts	10 vs. Northern New Mexico, 11/11/17#
4 at Ohio State, 11/6/19	Stls	4 at Ohio State, 11/6/19
0	Blks	1 vs. Brescia (12/28/15)^
34 at Ohio State, 11/6/19	Mins	37 vs. La. Tech, 3/5/16^

^ - Statistics from playing career at Western Kentucky; # - Statistics from playing career at New Mexico;

MISCELLANEOUS STATISTICS

CATEGORY	2015-16	2017-18	2019-20	CAREER
Double-Figure Scoring Games	5	15	1	21
Double-Figure Rebounding Games	0	0	0	0
Double-Double Games	0	1	0	1
20-Point Scoring Games	0	3	0	3
Games Led Team in Scoring	1	3	0	4
Games Led Team in Rebounding	3	0	0	3
Games Led Team in Assists	21	7	0	28
Games With 3+ Assists	24	15	0	39
Games With 3+ Blocks	0	0	0	0
Games With 3+ Steals	2	1	1	4
Games With 3+ 3-Pointers	2	5	0	7

CAREER STATISTICS

Season	gp-gs		Total		3-Point		F-Throws		Rebounds				Scoring			
			fg-fga	pct	fg-fga	pct	ft-fa	pct	off	def	tot	avg	pts	avg	ast	stl
2015-16*	34-29	952/28.0	57-179	.318	34-120	.283	42-61	.689	21	114	135	4.0	190	5.6	134	19
2017-18*	34-19	832/24.5	102-274	.372	56-178	.315	63-83	.759	6	56	62	1.8	323	9.5	93	26
2019-20	1-1	34/34.0	4-12	.333	1-6	.167	1-1	1.000	1	3	4	4.0	10	10.0	1	4
TOTAL	1-1	34/34.0	4-12	.333	1-6	.167	1-1	1.000	1	3	4	4.0	10	10.0	1	4
All*	69-49	1818/26.3	163-465	.351	91-304	.299	106-145	.731	28	173	201	2.9	523	7.6	228	49

* Statistics from prior team/school



#0 CHRIS MCNEAL

GUARD • 6-1 • 190 • GRADUATE • TR • JACKSON, TENN. (SOUTH SIDE HS/TENNESSEE TECH)

GAME-BY-GAME STATISTICS

2019-20 (GRAD TRANSFER SEASON)

Opponent	Date	gs	min	Total		3-Pointers		Free throws		Rebounds				pf	a	t/o	blk	stl	pts	avg
				fg-fga	pct	3fg-fga	pct	ft-fa	pct	off	def	tot	avg							
at Ohio St.	11/06/19	*	34	4-12	.333	1-6	.167	1-1	1.000	1	3	4	4.0	3	1	2	0	4	10	10.0
Totals		1	34	4-12	.333	1-6	.167	1-1	1.000	1	3	4	4.0	3	1	2	0	4	10	10.0

2017-18 (JUNIOR SEASON - NEW MEXICO)

Opponent	Date	gs	min	Total		3-Pointers		Free throws		Rebounds				pf	a	t/o	blk	stl	pts	avg
				fg-fga	pct	3fg-fga	pct	ft-fa	pct	off	def	tot	avg							
NORTHERN NEW MEXICO	11/11/17	*	23	8-14	.571	6-10	.600	2-3	.667	0	1	1	1.0	1	10	3	0	1	24	24.0
NEBRASKA-OMAHA	11/14/17	*	27	3-7	.429	2-6	.333	1-5	.200	0	2	2	1.5	0	3	2	0	2	9	16.5
at New Mexico State	11/17/17	*	29	3-8	.375	1-4	.250	3-3	1.000	1	3	4	2.3	2	1	3	0	0	10	14.3
TENNESSEE TECH	11/21/17	*	34	8-16	.500	7-11	.636	6-8	.750	1	3	4	2.8	3	6	4	0	1	29	18.0
vs TCU	11/24/17	*	28	5-16	.313	2-10	.200	0-0	.000	1	3	4	3.0	3	2	2	0	1	12	16.8
vs Maryland	11/25/17	*	29	6-14	.429	2-6	.333	5-5	1.000	0	0	2.5	3	2	2	2	0	1	19	17.2
EVANSVILLE	11/29/17	*	29	5-8	.625	2-4	.500	1-1	1.000	0	2	2	2.4	2	1	1	0	2	13	16.6
at UTEP	12/2/17	*	34	1-5	.200	1-4	.250	6-6	1.000	0	3	3	2.5	1	3	0	0	1	9	15.6
at Colorado	12/6/17	*	25	1-6	.167	0-3	.000	2-3	.667	0	2	2	2.4	1	3	2	0	0	4	14.3
NEW MEXICO STATE	12/9/17		28	1-6	.167	0-4	.000	2-3	.667	0	3	3	2.5	1	2	4	0	0	4	13.3
ARIZONA	12/16/17		28	2-9	.222	2-8	.250	0-0	.000	1	3	4	2.6	3	2	3	0	1	6	12.6
RICE	12/19/17		26	4-8	.500	4-8	.500	1-2	.500	0	2	2	2.6	0	2	0	0	1	13	12.7
PRAIRIE VIEW A&M	12/22/17		23	2-7	.286	1-5	.200	0-0	.000	0	0	2	2.5	0	2	1	0	0	5	12.1
AIR FORCE	12/27/17	*	22	3-8	.375	1-6	.167	0-0	.000	0	4	4	2.5	1	4	1	0	0	7	11.7
at Nevada	12/30/17		20	3-8	.375	1-6	.167	0-0	.000	0	2	2	2.5	0	2	1	0	0	7	11.4
at Boise State	01/03/18		24	1-10	.100	0-5	.000	0-0	.000	0	3	3	2.5	1	7	0	0	0	2	10.8
SAN JOSE STATE	1/6/18		32	4-11	.364	2-8	.250	2-4	.500	0	1	1	2.4	0	4	2	0	0	12	10.9
WYOMING	1/10/18		21	1-4	.250	1-3	.333	2-2	1.000	0	0	0	2.3	2	1	6	0	0	5	10.6
at Fresno State	01/13/18		25	4-9	.444	1-5	.200	7-8	.875	0	0	0	2.2	4	2	0	0	1	16	10.8
at UNLV	01/17/18		18	0-4	.000	0-2	.000	1-2	.500	0	3	3	2.2	0	0	2	0	0	1	10.4
SAN DIEGO STATE	1/20/18		17	2-6	.333	2-3	.667	0-1	.000	0	1	1	2.1	3	3	1	0	0	6	10.1
COLORADO STATE	1/27/18		15	1-5	.200	1-4	.250	0-0	.000	0	1	1	2.1	0	1	0	0	1	3	9.8
at Utah State	01/31/18	*	36	8-15	.533	3-6	.500	2-2	1.000	0	2	2	2.1	2	3	1	0	0	21	10.3
at San Jose State	02/03/18	*	24	2-7	.286	1-6	.167	1-2	.500	0	2	2	2.1	2	3	1	0	2	6	10.1
BOISE STATE	2/6/18	*	21	2-6	.333	2-5	.400	0-0	.000	0	2	2	2.1	0	5	0	0	1	6	10.0
at Air Force	2/10/18	*	26	4-10	.400	1-5	.200	1-2	.500	0	1	1	2.0	2	1	2	0	1	10	10.0
UTAH STATE	2/14/18		21	4-10	.400	1-5	.200	1-1	1.000	0	1	1	2.0	2	3	1	0	2	10	10.0
at Wyoming	02/20/18	*	26	3-8	.375	1-5	.200	10-12	.833	0	0	0	1.9	4	6	5	0	3	17	10.2
UNLV	2/25/18	*	23	1-5	.200	0-3	.000	2-2	1.000	0	2	2	1.9	2	2	2	0	0	4	10.0
at Colorado State	2/28/18	*	22	3-6	.500	3-6	.500	1-2	.500	1	1	2	1.9	2	1	4	0	2	10	10.0
FRESNO STATE	3/3/18	*	18	1-2	.500	1-1	1.000	2-2	1.000	0	0	0	1.9	3	1	2	0	0	5	9.8
vs Wyoming	03/08/18		18	2-6	.333	2-5	.400	2-2	1.000	0	0	0	1.8	1	3	1	0	1	8	9.8
vs Utah State	03/09/18		21	4-8	.500	2-5	.400	0-0	.000	0	3	3	1.8	2	2	2	0	1	10	9.8
vs San Diego State	03/10/18	*	19	0-2	.000	0-1	.000	0-0	.000	1	0	1	1.8	1	1	1	0	0	0	9.5
Totals		19	832	102-274	.372	56-178	.315	63-83	.759	6	56	62	1.8	56	93	64	0	26	323	9.5

2015-16 (FRESHMAN SEASON - WESTERN KENTUCKY)

Opponent	Date	gs	min	Total		3-Pointers		Free throws		Rebounds				pf	a	t/o	blk	stl	pts	avg	
				fg	fga	3fg	3fga	ft	fta	off	def	tot	avg								
CAMPBELLVILLE (KY.)	11/14/15	*	18	0-1	.000	0-1	.000	0-0	.000	0	3	3	3.0	3	3	1	0	0	0	0.0	
at Belmont	11/18/15	*	32	3-8	.375	2-4	.500	0-0	.000	2	3	5	4.0	4	4	1	0	0	8	4.0	
STONY BROOK	11/21/15	*	28	2-6	.333	1-3	.333	0-1	.000	0	3	3	3.7	1	6	0	0	0	5	4.3	
vs Drake	11/23/15	*	36	3-9	.333	2-6	.333	2-2	1.000	2	2	4	3.8	2	5	1	1	1	10	5.8	
vs Central Michigan	11/24/15	*	24	0-2	.000	0-1	.000	4-4	1.000	1	3	4	3.8	2	6	1	0	1	4	5.4	
vs Duquesne	11/25/15	*	18	0-5	.000	0-3	.000	0-0	.000	0	3	3	3.7	1	3	2	0	0	0	4.5	
EASTERN KENTUCKY	12/01/15	*	35	3-5	.600	3-5	.600	0-0	.000	0	5	5	3.9	2	6	3	0	0	9	5.1	
at Xavier	12/05/15	*	29	1-5	.200	0-2	.000	1-2	.500	1	5	6	4.1	2	5	5	0	0	3	4.9	
INDIANA STATE	12/13/15		27	1-3	.333	1-1	1.000	0-0	.000	1	2	3	4.0	1	6	0	0	2	3	4.7	
ALABAMA A&M	12/16/15	*	25	3-5	.600	2-4	.500	4-4	1.000	0	1	1	3.7	4	4	0	0	0	12	5.4	
at Louisville	12/19/15	*	27	0-4	.000	0-3	.000	2-4	.500	2	5	7	4.0	0	4	4	0	0	2	5.1	
DETROIT	12/22/15	*	35	2-7	.286	0-3	.000	6-7	.857	0	5	5	4.2	1	7	7	0	0	10	5.5	
BRESCIA (KY.)	12/28/15	*	26	2-9	.222	0-4	.000	0-1	.000	1	4	5	4.2	2	5	2	1	3	4	5.4	
at Marshall	01/03/16	*	34	3-9	.333	0-5	.000	1-4	.250	2	5	7	4.4	3	4	2	0	1	7	5.5	
FIU	01/07/16	*	30	2-6	.333	2-5	.400	0-0	.000	1	6	7	4.5	1	6	2	0	1	6	5.5	
FLORIDA ATLANTIC	01/09/16	*	25	1-2	.500	1-1	1.000	1-2	.500	0	4	4	4.5	1	1	2	0	0	4	5.4	
at Rice	01/14/16	*	35	3-6	.500	1-3	.333	0-0	.000	0	6	6	4.6	3	5	4	0	2	7	5.5	
at North Texas	01/16/16	*	9	0-3	.000	0-1	.000	0-0	.000	0	3	3	4.5	2	1	2	0	0	0	5.2	
at Old Dominion	01/21/16	*	20	0-4	.000	0-3	.000	0-0	.000	0	1	1	4.3	0	2	2	0	1	0	4.9	
at Charlotte	01/23/16	*	32	0-5	.000	0-4	.000	3-4	.750	1	4	5	4.4	1	1	1	0	0	3	4.9	
UAB	01/28/16	*	30	3-6	.500	2-5	.400	2-5	.400	1	5	6	4.4	2	5	3	0	1	10	5.1	
MIDDLE TENNESSEE	01/30/16	*	34	6-11	.545	4-8	.500	2-3	.667	0	3	3	4.4	3	2	3	0	0	18	5.7	
at UTSA	02/04/16	*	21	2-5	.400	2-5	.400	2-4	.500	0	2	2	4.3	2	2	2	0	1	8	5.8	
MARSHALL	02/13/16		20	0-3	.000	0-3	.000	0-0	.000	0	0	0	4.1	2	3	2	0	1	0	5.5	
OLD DOMINION	02/18/16		34	1-3	.333	1-3	.333	2-2	1.000	0	2	2	4.0	0	3	0	0	1	5	5.5	
CHARLOTTE	02/20/16	*	34	3-10	.300	1-5	.200	0-0	.000	1	4	5	4.0	2	1	2	0	0	7	5.6	
at Middle Tennessee	02/25/16	*	32	2-3	.667	2-3	.667	2-3	.667	2	4	6	4.1	2	6	0	0	0	8	5.7	
at UAB	02/27/16	*	25	1-2	.500	1-2	.500	0-1	.000	0	1	1	4.0	2	1	2	0	0	3	5.6	
SOUTHERN MISS	03/03/16	*	28	1-7	.143	1-5	.200	2-2	1.000	0	4	4	4.0	2	5	2	0	0	5	5.6	
LA TECH	03/05/16		37	2-6	.333	1-5	.200	2-2	1.000	2	5	7	4.1	1	7	6	0	3	7	5.6	
vs North Texas	03/09/16	*	34	3-5	.600	1-3	.333	2-2	1.000	0	6	6	4.2	1	9	4	0	0	9	5.7	
vs UAB	03/10/16	*	34	2-7	.286	1-5	.200	2-2	1.000	0	5	5	4.2	2	4	1	0	0	7	5.8	
vs Old Dominion	03/11/16	*	33	2-6	.333	2-5	.400	0-0	.000	1	1	0	4.1	3	1	1	0	0	6	5.8	
Totals			29	941	57-178	320	34-119	286	42-61	689	21	114	135	4.1	61	133	65	1	19	190	5.8



#1 JEREMIAH DAVENPORT

CINCINNATI, OHIO (MOELLER HS/HARGRAVE MILITARY ACADEMY)

2019-20 Season (Freshman): Scored first collegiate points making all three free throws after being fouled on a 3-point attempt at Ohio State (11/6) ...

Prior to Cincinnati: Averaged 16.5 points, 7.4 rebounds and 2.1 steals while shooting 42 percent from three-point range at Hargrave Military Academy (Chatham, Va.) ... helped guide the Tigers to a 35-3 overall mark last season while earning most valuable player honors at the Legacy Nissan Classic and National Prep Showcase ... averaged 15.7 points, 6.2 rebounds and 2.1 assists and shooting 59 percent from the field as a senior at Moeller in 2017-18 ... earned Greater Cincinnati Boys Basketball Player of the Year accolades, Greater Catholic League South Co-Player of the Year honors and was named an Ohio Division I Boys Basketball Third-Team selection by the Ohio Prep Sportswriters Association ... helped lead the Crusaders to consecutive state championship game appearances as a junior and senior, winning the title in 2017-18 ... Moeller posted a 55-4 mark with Davenport playing varsity as a junior and senior, including a 27-3 record in 2017-18.

Personal: Born Sept. 24, 1999 in Cincinnati, Ohio ... son of Sheila and Darren Davenport ... has two brothers, Michael and Joshua, and three sisters Gabrielle, Naomi and Deborah ... comes from a basketball family, mother (Morehead State) and father (Alcorn State), along with brothers, Michael (St. Bonaventure, 2008-12) and Joshua (Winthrop, 2013-17) and sister, Naomi (West Virginia, 2017-19) all played NCAA Division I basketball ... right-handed.

SEASON & CAREER STATISTICS

2019-20 SEASON			CAREER
3 at Ohio State, 11/6/19	Pts	3 at Ohio State, 11/6/19	
0	FG Atts	0	0
0	FG Made	0	0
0	3PT-FG Atts	0	0
0	3PT-FG Made	0	0
3 at Ohio State, 11/6/19	FT Atts	3 at Ohio State, 11/6/19	
3 at Ohio State, 11/6/19	FT Made	3 at Ohio State, 11/6/19	
2 at Ohio State, 11/6/19	Rebs	2 at Ohio State, 11/6/19	
0	Assts	0	0
0	Stls	0	0
0	Blks	0	0
5 at Ohio State, 11/6/19	Mins	5 at Ohio State, 11/6/19	

MISCELLANEOUS STATISTICS

CATEGORY	2019-20	CAREER
Double-Figure Scoring Games	0	0
Double-Figure Rebounding Games	0	0
Double-Double Games	0	0
20-Point Scoring Games	0	0
Games Led Team in Scoring	0	0
Games Led Team in Rebounding	0	0
Games Led Team in Assists	0	0
Games With 3+ Assists	0	0
Games With 3+ Blocks	0	0
Games With 3+ Steals	0	0
Games With 3+ 3-Pointers	0	0

GAME-BY-GAME STATISTICS

2019-20 (FRESHMAN SEASON)

Opponent	Date	gs	min	Total		3-Pointers		Free throws		Rebounds				pf	a	tlo	blk	stl	pts	avg
				fg-fga	pct	3fg-fga	pct	ft-fa	pct	off	def	tot	avg							
at Ohio St.	11/06/19	5		0-0	.000	0-0	.000	3-3	1.000	1	1	2	2.0	4	0	0	0	0	3	3.0
Totals		0	5	0-0	.000	0-0	.000	3-3	1.000	1	1	2	2.0	4	0	0	0	0	3	3.0

CAREER STATISTICS

Season	gp-gs	min/avg	Total		3-Point		F-Throws		Rebounds											Scoring	
			fg-fga	pct	fg-fga	pct	ft-fga	pct	off	def	tot	avg	pf	fo	ast	to	blk	stl	pts	avg	
2019-20	1-0	5/5.0	0-0	.000	0-0	.000	3-3	1.000	1	1	2	2.0	4	0	0	0	0	0	3	3.0	
TOTAL	1-0	5/5.0	0-0	.000	0-0	.000	3-3	1.000	1	1	2	2.0	4	0	0	0	0	0	3	3.0	



#2 KEITH WILLIAMS

GUARD • 6-5 • 215 • JUNIOR • 2L • BROOKLYN, N.Y. (BISHOP LOUGHLIN MEMORIAL)

MOMENTS

- » Scored a career-high 19 points on 8-of-13 shooting with a trio of three vs. UCLA (12/19/18).
- » Posted 15 points with a career-high eight rebounds at UNLV (12/1/18).

2019-20 Season (Junior): Scored a team-high 13 points on 5-of-10 shooting with a pair of threes at No. 18 Ohio State (11/6) ... produced eight points, four rebounds and three assists against Thomas More (10/31).

2018-19 Season (Sophomore): Played in 35 games with 32 starts, averaging 9.9 points, 3.2 rebounds, 1.1 assists and 1.1 steals in 25.9 minutes ... ranked among AAC leaders in blocks (11th at 0.9) ... scored a career-high 19 points on 8-of-13 shooting with a trio of three-pointers and four assists against UCLA (12/19) ... posted 16 points on 7-of-14 shooting with four rebounds and two blocks against Xavier (12/8) ... scored 15 points on 5-of-10 shooting with a pair of threes to go with a career-high eight rebounds in 29 minutes at UNLV (12/1) ... tallied a team-high 12 points with six rebounds and three assists, including a pair a game-clinching free throws with four seconds left at UConn (2/24) ... scored 15 points with three blocks and three assists against North Carolina Central (11/13) in his first collegiate start ... scored 10 or more points in 19 games.

2017-18 Season (Freshman): Played in 33 games as a reserve, averaging 3.1 points and 1.2 rebounds in 9.8 minutes ... scored in double figures in each of his first two collegiate games, netting 10 points on 5-of-12 shooting with five rebounds in the season opener with Savannah State (11/10) and 10 points on 5-of-7 shooting against Western Carolina (11/13) ... grabbed a season-high five rebounds against Savannah State (11/10) and Tulane (3/1) ... scored nine points on 4-of-7 shooting in 14 minutes against Arkansas-Pine Bluff (12/19) ... hit a three-pointer at No. 19 Wichita State (3/4) in the regular-season finale ... knocked in a three-pointer just prior to the halftime buzzer at UConn (3/3).

Prior to Cincinnati: Named the 2017 All-New York City Player of the Year and Catholic High School Athletic Association (CHSAA) Class AA Most Valuable Player, helping Bishop Loughlin to the Brooklyn/Queens championship game and intersectional semifinals ... averaged 24.2 points and 12.6 rebounds as a senior and 15 points and 4.3 rebounds as a junior ... netted 37 points in a CHSAA Brooklyn/Queens diocesan semifinal double overtime win against Christ the King ... tallied 25 points on 12-of-17 shooting from the field in the 2017 Jordan Brand Classic Regional Boys Game at the Barclays Center ... averaged 15.0 points and 4.3 rebounds while shooting 47.8 percent (96 of 201) from the field and 40.6 percent (28 of 69) from three-point range in 17 games for New Heights, an AAU squad on the 2016 Under Armour Association's 17U summer circuit ... tabbed a four-star prospect by Rivals.com and 247Sports.

Personal: Born July 25, 1998 in Brooklyn, New York ... son of Yvette and Keith Williams Sr. ... has two brothers, Cleyon Carryl and Courtney Tyrell, and a sister, Tuanieha Williams ... right-handed.

SEASON & CAREER STATISTICS

2019-20 Season		Career
13 at Ohio State, 11/6/19	Pts	19 vs. UCLA, 12/19/18
10 at Ohio State, 11/6/19	FG Atts	14 vs. Xavier, 12/8/18
5 at Ohio State, 11/6/19	FG Made	8 vs. UCLA, 12/19/18
3 at Ohio State, 11/6/19	3PT-FG Atts	5, 2x (last vs. Houston, 2/10/19)
2 at Ohio State, 11/6/19	3PT-FG Made	3 vs. UCLA, 12/19/18
2 at Ohio State, 11/6/19	FT Atts	10 vs. Wichita State, 2/17/19
1 at Ohio State, 11/6/19	FT Made	9 vs. Wichita State, 2/17/19
2 at Ohio State, 11/6/19	Rebs	8 at UNLV, 12/1/18
0	Assts	5 vs. Tulsa, 1/24/19
1 at Ohio State, 11/6/19	Stls	4, 2x (last vs. Houston, 2/10/19)
0	Blks	3 vs. NC Central, 11/13/18
28 at Ohio State, 11/6/19	Mins	37, 2x (last vs. Houston, 2/10/19)

MISCELLANEOUS STATISTICS

CATEGORY	2017-18	2018-19	2019-20	CAREER
Double-Figure Scoring Games	2	18	1	21
Double-Figure Rebounding Games	0	0	0	0
Double-Double Games	0	0	0	0
20-Point Scoring Games	0	0	0	0
Games Led UC in Scoring	0	3	1	4
Games Led UC in Rebounding	0	1	0	1
Games Led UC in Assists	0	2	0	2
Games With 3+ Assists	0	4	0	4
Games With 3+ Blocks	0	2	0	2
Games With 3+ Steals	0	5	0	5
Games With 3+ 3-Pointers	0	1	0	1

CAREER STATISTICS

			Total		3-Point		F-Throws		Rebounds											Scoring	
Season	gp-gs	min/avg	fg-fga	pct	fg-fga	pct	ft-fa	pct	off	def	tot	avg	pf	fo	ast	to	blk	stl	pts	avg	
2017-18	33-0	325/9.8	40-104	.385	4-27	.148	17-32	.531	15	25	40	1.2	23	0	14	27	5	15	101	3.1	
2018-19	35-32	908/25.9	130-288	.451	21-76	.276	65-92	.707	46	65	111	3.2	84	1	38	50	31	39	346	9.9	
2019-20	1-1	28/28.0	5-10	.500	2-3	.667	1-2	.500	2	0	2	2.0	2	0	0	3	0	1	13	13.0	
TOTAL	69-33	1261/18.3	175-402	.435	27-106	.255	83-126	.659	63	90	153	2.2	109	1	52	80	36	55	460	6.7	



#2 KEITH WILLIAMS

GUARD • 6-5 • 215 • JUNIOR • 2L • BROOKLYN, N.Y. (BISHOP LOUGHLIN MEMORIAL)

GAME-BY-GAME STATISTICS

2019-20 (JUNIOR SEASON)

Opponent	Date	gs	min	Total		3-Pointers		Free throws		Rebounds			pf	a	t/o	blk	stl	pts	avg		
				fg-fga	pct	3fg-fga	pct	ft-fta	pct	off	def	tot								avg	
at Ohio St.	11/06/19	*	28	5-10	.500	2-3	.667	1-2	.500	2	0	2	2.0	2	0	3	0	1	13	13.0	
Totals			1	28	5-10	.500	2-3	.667	1-2	.500	2	0	2	2.0	2	0	3	0	1	13	13.0

2018-19 (SOPHOMORE SEASON)

Opponent	Date	gs	min	Total		3-Pointers		Free throws		Rebounds			pf	a	t/o	blk	stl	pts	avg		
				fg	pct	3fg	pct	ft	pct	off	def	tot									
OHIO ST.	11/07/18		13	1-6	.167	0-2	.000	2-2	1.000	1	2	3	3.0	1	0	1	1	4	4.0		
N.C. CENTRAL	11/13/18	*	26	7-12	.583	1-2	.500	0-1	.000	3	1	4	3.5	2	3	1	3	2	15	9.5	
MILWAUKEE	11/16/18	*	23	3-7	.429	0-2	.000	6-8	.750	1	1	2	3.0	1	1	2	0	1	12	10.3	
WESTERN MICH.	11/19/18	*	21	4-6	.667	0-0	.000	0-0	.000	3	2	5	3.5	0	0	3	1	4	8	9.8	
vs George Mason	11/23/18	*	17	3-5	.600	0-1	.000	0-0	.000	1	2	3	3.4	3	0	1	0	2	6	9.0	
vs Ole Miss	11/24/18	*	24	2-6	.333	2-2	1.000	3-6	.500	2	3	5	3.7	4	0	0	0	9	9.0		
ARK-PINE BLUFF	11/27/18	*	26	6-9	.667	0-1	.000	0-0	.000	1	1	2	3.4	0	2	1	0	1	12	9.4	
at UNLV	12/01/18	*	29	5-10	.500	2-2	1.000	3-4	.750	4	4	8	4.0	3	0	2	0	0	15	10.1	
NORTHERN KY.	12/04/18	*	23	3-9	.333	0-3	.000	4-8	.500	2	2	4	4.0	3	0	2	1	1	10	10.1	
XAVIER	12/08/18	*	31	7-14	.500	0-3	.000	2-2	1.000	1	3	4	4.0	1	0	1	2	0	16	10.7	
at Mississippi State	12/15/18	*	37	6-13	.462	1-4	.250	2-6	.333	1	1	2	3.8	4	2	1	2	1	15	11.1	
UCLA	12/19/18	*	25	8-13	.615	3-4	.750	0-1	.000	0	3	3	3.8	3	4	0	0	0	19	11.8	
SOUTH CAROLINA ST.	12/22/18	*	11	0-1	.000	0-1	.000	1-2	.500	0	1	1	3.5	3	0	1	0	0	1	10.9	
TULANE	01/02/19		20	4-10	.400	0-2	.000	2-2	1.000	0	0	0	3.3	2	2	1	3	3	10	10.9	
at ECU	01/05/19	*	34	6-12	.500	0-3	.000	1-2	.500	1	2	3	3.3	3	0	2	1	2	13	11.0	
at Tulsa	01/10/19	*	32	6-11	.545	2-5	.400	0-0	.000	1	3	4	3.3	5	0	2	0	3	14	11.2	
UCONN	01/12/19	*	32	5-7	.714	1-2	.500	1-2	.500	1	1	2	3.2	4	1	0	1	2	12	11.2	
SOUTH FLA.	01/15/19	*	29	4-7	.571	2-2	1.000	1-1	1.000	2	0	2	3.2	3	0	1	2	1	11	11.2	
at Wichita St.	01/19/19	*	32	5-9	.556	1-2	.500	3-5	.600	1	0	1	3.1	2	0	4	2	0	14	11.4	
TULSA	01/24/19	*	22	1-4	.250	0-1	.000	1-2	.500	1	3	4	3.1	2	5	0	0	0	3	11.0	
at Temple	01/27/19	*	21	2-6	.333	1-2	.500	4-4	1.000	3	2	5	3.2	4	0	2	0	1	9	10.9	
SMU	02/02/19	*	28	4-7	.571	1-3	.333	4-6	.667	0	3	3	3.2	1	1	2	0	1	13	11.0	
at Memphis	02/07/19	*	24	3-8	.375	1-2	.500	2-2	1.000	2	1	3	3.2	2	1	1	0	0	9	10.9	
at Houston	02/10/19	*	37	4-13	.308	0-5	.000	0-0	.000	2	2	4	3.2	2	1	1	1	4	8	10.8	
WICHITA ST.	02/17/19	*	26	3-6	.500	0-2	.000	9-10	.900	0	3	3	3.2	1	0	1	1	0	15	10.9	
UCF	02/21/19	*	30	4-12	.333	2-3	.667	2-2	1.000	0	0	0	3.1	1	1	1	1	0	12	11.0	
at UConn	02/24/19	*	25	4-9	.444	0-2	.000	4-4	1.000	2	4	6	3.2	4	3	3	1	0	12	11.0	
at SMU	02/27/19	*	29	2-11	.182	0-4	.000	4-4	1.000	2	3	5	3.3	2	2	0	1	1	8	10.9	
MEMPHIS	03/02/19	*	34	4-11	.364	0-1	.000	2-4	.500	1	2	3	3.2	2	3	5	1	3	10	10.9	
at UCF	03/07/19	*	27	2-8	.250	0-2	.000	0-0	.000	2	1	3	3.2	3	1	1	0	1	4	10.6	
HOUSTON	03/10/19		21	4-6	.667	1-2	.500	0-0	.000	0	1	1	3.2	4	2	2	0	0	9	10.6	
vs SMU	03/15/19	*	26	1-5	.200	0-1	.000	2-2	1.000	1	0	1	3.1	3	0	1	1	0	4	10.4	
vs Wichita St.	03/16/19	*	27	3-6	.500	0-1	.000	0-0	.000	1	3	4	3.1	0	2	1	3	2	6	10.2	
vs Houston	03/17/19	*	19	2-4	.500	0-0	.000	0-0	.000	1	1	2	3.1	3	0	2	2	1	4	10.1	
vs Iowa	03/22/19	*	27	2-5	.400	0-2	.000	0-0	.000	2	4	6	3.2	3	1	1	0	1	4	9.9	
Totals			32	908	130-288	451	21-76	.276	65-92	.707	46	65	111	3.2	34	38	50	31	39	346	9.9

2017-18 (FRESHMAN SEASON)

Opponent	Date	gs	min	Total		3-Pointers		Free throws		Rebounds			pf	a	t/o	blk	stl	pts	avg	
				fg	pct	3fg	pct	ft	pct	off	def	tot								avg
SAVANNAH STATE	11/10/17	15	5-12	.417	0-4	.000	0-0	.000	3	2	5	5.0	0	1	1	0	0	10	10.0	
WESTERN CAROLINA	11/13/17	19	5-7	.714	0-2	.000	0-2	.000	0	1	1	3.0	0	1	0	0	1	10	10.0	
COPPIN STATE	11/16/17	18	2-6	.333	0-2	.000	0-3	.000	0	2	2	2.7	0	2	2	0	1	4	8.0	
vs Buffalo	11/20/17	13	2-5	.400	0-0	.000	0-1	.000	0	1	1	2.3	2	0	2	0	1	4	7.0	
vs Richmond	11/21/17	15	0-2	.000	0-0	.000	1-2	.500	0	1	1	2.0	2	1	3	0	1	1	5.5	
vs Wyoming	11/22/17	11	1-3	.333	1-2	.500	1-2	.500	0	0	0	1.7	0	0	0	0	1	4	5.5	
ALABAMA STATE	11/27/17	20	3-5	.600	0-1	.000	2-3	.667	2	0	2	1.7	0	2	0	0	0	8	5.9	
at Xavier	12/02/17	2	0-0	.000	0-0	.000	0-0	.000	0	1	1	1.6	1	0	0	0	0	0	5.1	
vs Florida	12/09/17	2	0-0	.000	0-0	.000	0-0	.000	0	1	1	1.6	0	0	1	0	0	0	4.6	
MISSISSIPPI ST.	12/12/17	13	2-4	.500	0-2	.000	0-0	.000	0	1	1	1.5	1	0	2	1	1	4	4.5	
at UCLA	12/16/17	11	2-6	.333	0-1	.000	0-0	.000	2	1	3	1.6	1	1	1	0	0	4	4.5	
UA-PINE BLUFF	12/19/17	14	4-7	.571	0-1	.000	1-1	1.000	0	2	2	1.7	1	1	1	0	1	9	4.8	
CLEVELAND STATE	12/21/17	9	2-4	.500	1-1	1.000	0-0	.000	1	1	2	1.7	1	0	0	0	0	5	4.8	
MEMPHIS	12/31/17	17	1-3	.333	0-1	.000	1-2	.500	0	0	0	1.6	1	1	2	0	0	3	4.7	
at Temple	01/04/18	6	0-2	.000	0-0	.000	0-0	.000	0	0	0	1.5	0	0	0	0	1	0	4.4	
SMU	01/07/18	5	0-0	.000	0-0	.000	2-2	1.000	0	1	1	1.4	0	0	0	1	1	2	4.3	
at USF	1/13/18	5	0-1	.000	0-0	.000	0-0	.000	0	0	0	1.4	0	1	1	0	0	0	4.0	
ECU	01/20/18	12	0-5	.000	0-1	.000	0-0	.000	0	3	3	1.4	0	0	0	0	0	0	3.8	
TEMPLE	01/24/18	9	1-3	.333	0-0	.000	4-4	1.000	0	1	1	1.4	2	0	1	0	2	6	3.9	
at Memphis	1/27/18	2	0-0	.000	0-0	.000	0-0	.000	0	0	0	1.4	0	0	0	0	0	0	3.7	
HOUSTON	01/31/18	1	0-0	.000	0-0	.000	0-0	.000	0	0	0	1.3	0	0	0	0	0	0	3.5	
at UCONN	2/3/18	2	1-1	1.000	1-1	1.000	0-0	.000	0	0	0	1.2	0	0	0	0	0	3	3.5	
UCF	02/06/18	14	1-5	.200	0-2	.000	0-0	.000	1	1	2	1.3	2	0	2	0	1	2	3.4	
at SMU	02/11/18	12	3-5	.600	0-1	.000	2-2	1.000	0	0	0	1.2	1	1	2	0	1	8	3.6	
WICHITA STATE	02/18/18	6	0-0	.000	0-0	.000	1-2	.500	1	0	1	1.2	0	0	0	0	0	1	3.5	
UCONN	02/22/18	11	1-5	.200	0-2	.000	0-0	.000	1	0	1	1.2	2	1	1	0	0	2	3.5	
TULSA	02/25/18	7	1-2	.500	0-0	.000	0-1	.000	1	0	1	1.2	0	0	1	1	0	2	3.4	
at Tulane	03/01/18	27	2-6	.333	0-0	.000	2-4	.500	3	2	5	1.3	1	1	3	2	1	6	3.5	
at Wichita State	03/04/18	9	1-1	1.000	1-1	1.000	0-0	.000	0	1	1	1.3	1	0	0	0	0	3	3.5	
vs SMU	03/09/18	8	0-2	.000	0-1	.000	0-1	.000	0	1	1	1.3	1	0	1	0	0	0	3.4	
vs Memphis	3-10-18	9	0-1	.000	0-1	.000	0-0	.000	0	1	1	1.3	2	0	0	0	1	0	3.3	
3-11-18	0	0-0	.000	0-0	.000	0-0	0-0	.000	0	0	0	1.3	1	0	0	0	0	0	3.2	
vs Georgia State	03/16/18	1	0-1	.000	0-0	.000	0-0	.000	0	0	0	1.2	0	0	0	0	0	0	3.1	
Totals		0	325	40-104	.385	4-27	.148	17-32	.531	15	25	40	1.2	23	14	27	5	15	101	3.1



#3 MIKA ADAMS-WOODS

SYRACUSE, N.Y. (BISHOP LUDDEN HS/NEW HAMPTON SCHOOL [N.H.]

2019-20 Season (Freshman): Handed out a game-high four assists to go with five points and three rebounds in 16 minutes in the exhibition win over Thomas More (10/31).

Prior to Cincinnati: Averaged 19.0 points, 6.2 rebounds, 4.5 assists and 1.9 steals while shooting 52.5 percent from three-point range during the 2018-19 season, his second year at New Hampton School (N.H.) ... helped lead the prep school to a runner-up finish at the 2018 NEPSAC AAA Championship while averaging 16.1 points, 5.1 rebounds, 4.2 assists and 1.9 steals ... earned New England Preparatory School Athletic Council (NEPSAC) Class AAA first-team honors each of the past two seasons at the New Hampton School ... rated as the No. 10 prospect in New England by the New England Recruiting Report and the No. 2 player in the state. He was also the No. 34 point guard nationally according to Rivals.com ... spent three seasons at Bishop Ludden High School in Syracuse, N.Y., where he scored over 1,200 points. He averaged 19.8 points as a junior in 2016-17 while earning first-team All-Central New York honors.

Personal: Born Feb. 23, 2000 in Syracuse, N.Y. ... son of Porsche and Carzel Guardian is Victoria Woods ... has one brother, Joesph and one sister, Myeisha ... left-handed.

SEASON & CAREER STATISTICS

2019-20 SEASON	CAREER
0	Pts 0
0	FG Atts 0
0	FG Made 0
0	3PT-FG Atts 0
0	3PT-FG Made 0
0	FT Atts 0
0	FT Made 0
0	Rebs 0
0	Assts 0
0	Stls 0
0	Blks 0
0	Mins 0


MISCELLANEOUS STATISTICS

CATEGORY	2019-20	CAREER
Double-Figure Scoring Games	0	0
Double-Figure Rebounding Games	0	0
Double-Double Games	0	0
20-Point Scoring Games	0	0
Games Led Team in Scoring	0	0
Games Led Team in Rebounding	0	0
Games Led Team in Assists	0	0
Games With 3+ Assists	0	0
Games With 3+ Blocks	0	0
Games With 3+ Steals	0	0
Games With 3+ 3-Pointers	0	0

GAME-BY-GAME STATISTICS

2019-20 (FRESHMAN SEASON)

CAREER STATISTICS



#5 TREVOR MOORE

GUARD • 6-5 • 190 • JUNIOR • 2L • HOUSTON, TEXAS (PHILLIS WHEATLEY HS/SOUTH KENT PREP [CONN.]

MOMENTS

- » Tallied a career-high 14 points against UCF (2/6/18).
- » Hit a career-high four threes against UConn (2/22/18).
- » Pulled down a career-high eight rebounds against Richmond (11/2/17).

2018-19 Season (Sophomore): Played in 34 games as a reserve, averaging 2.3 points and 1.4 rebounds in 11.8 minutes ... scored a season-high 10 points with a pair of threes against South Carolina State (12/22) ... hit a trio of three-pointers for nine points vs. SMU (2/2) and at Tulsa (1/10) ... contributed five points with four assists and three steals in 22 minutes against Arkansas Pine-Bluff (11/27) ... grabbed a season-high five rebounds at Temple (1/27) ... named to the Bearcats Academic Honor Roll during the 2018 fall semester.

2017-18 Season (Freshman): Played in 35 games as a reserve, averaging 3.4 points and 1.7 rebounds in 11.9 minutes ... posted a season-high 14 points on 4-of-7 shooting with a pair of threes in 13 minutes against UCF (2/6) ... scored 12 points with a season-best four three-pointers in 19 minutes against UConn (2/22) ... tallied 12 points with three threes in 16 minutes against Memphis (12/31) ... scored 11 points with a pair of steals against Alabama State (11/27) ... produced nine points and grabbed a season-high eight rebounds against Richmond (11/21).

Prior to Cincinnati: Averaged 13 points, 6.5 rebounds and three assists during the 2016-17 season at South Kent Prep in Connecticut ... ranked as the seventh-best prospect in Connecticut for 2017 according to the New England Recruiting Report ... averaged 14.3 points while shooting 37.6 percent (56 of 149) from three-point range and 39.0 percent (67 of 172) from the field during 16 games for the 2016 Houston Defenders, an AAU squad on the Under Armour Association's 17U summer circuit ... made 35 three-pointers during the circuit's April-May schedule, ranking second among all guards ... three-time all-district selection at Phillis Wheatley High School, led the Greater Houston area in three-pointers made as a junior ... advanced to the 2017 NEPSAC Class AAA semifinals and the 2017 National Prep School Championship quarterfinals.

Personal: Born July 3, 1999 in Houston, Texas ... son of Renell and Ray Moore ... has two brothers, D'Ion and KJ, and two sisters, Alteria and Kenetra.

SEASON & CAREER STATISTICS


2018-19 Season		Career
10 vs. SC State, 12/22/18	Pts	14 vs. UCF, 2/6/18
10 vs. SC State, 12/22/18	FG Atts	10 vs. SC State, 12/22/18
4 vs. SC State, 12/22/18	FG Made	4, 4x (last vs. SC State, 12/22/18)
8 vs. SC State, 12/22/18	3PT-FG Atts	8, 2x (last vs. SC State, 12/22/18)
3, 2x (last vs. SMU, 2/2/19)	3PT-FG Made	4 vs. UConn, 2/22/18
2, 4x (last vs. Iowa, 3/22/19)	FT Atts	5, vs UCF, 2/6/18
2, 3x (last vs. Iowa, 3/22/19)	FT Made	4 vs UCF, 2/6/18
5 at Temple, 1/27/19	Rebs	8 vs. Richmond, 11/21/17
4 vs. Arkansas-Pine Bluff, 11/27/18	Assts	4 vs. Arkansas-Pine Bluff, 11/27/18
3, 2x (last at Tulsa, 1/10/19)	Stls	3, 2x (last at Tulsa, 1/10/19)
1 vs. Arkansas-Pine Bluff, 11/27/18	Blks	1, 3x (last vs. Ark.-Pine Bluff, 11/27/18)
26 at Tulsa, 1/10/19	Mins	26, 2x (last at Tulsa, 1/10/19)

MISCELLANEOUS STATISTICS

CATEGORY	2017-18	2018-19	2019-20	CAREER
Double-Figure Scoring Games	4	1	0	5
Double-Figure Rebounding Games	0	0	0	0
Double-Double Games	0	0	0	0
20-Point Scoring Games	0	0	0	0
Games Led Team in Scoring	1	0	0	1
Games Led Team in Rebounding	1	0	0	1
Games Led Team in Assists	0	0	0	0
Games With 3+ Assists	1	1	0	2
Games With 3+ Blocks	0	0	0	0
Games With 3+ Steals	0	2	0	2
Games With 3+ 3-Pointers	3	2	0	5

CAREER STATISTICS

			Total		3-Point		F-Throws		Rebounds										Scoring	
Season	gp-gs	min/avg	fg-fga	pct	fg-fga	pct	ft-fa	pct	off	def	tot	avg	pf	fo	ast	to	blk	stl	pts	avg
2017-18	35-0	418/11.9	35-105	.333	26-82	.317	23-34	.676	14	47	61	1.7	40	0	14	15	2	18	119	3.4
2018-19	34-0	402/11.8	27-85	.318	18-68	.265	7-9	.778	14	33	47	1.4	39	0	18	10	1	14	79	2.3
TOTAL	69-0	820/11.9	62-190	.326	44-150	.293	30-43	.698	28	80	108	1.6	79	0	32	25	3	32	198	2.9



#5 TREVOR MOORE

GUARD • 6-5 • 190 • JUNIOR • 2L • HOUSTON, TEXAS (PHILLIS WHEATLEY HS/SOUTH KENT PREP [CONN.]

GAME-BY-GAME STATISTICS

2019-20 (JUNIOR SEASON)

2018-19 (SOPHOMORE SEASON)

Opponent	Date	gs	min	Total		3-Pointers		Free throws		Rebounds			pf	a	t/o	blk	stl	pts	avg	
				fg-fga	pct	3fg-fga	pct	ft-fa	pct	off	def	tot								avg
OHIO ST.	11/07/18	18	1-5	200	0-3	.000	0-0	.000	0	2	2	2.0	1	0	0	0	1	2	2.0	
N.C. CENTRAL	11/13/18	16	1-3	333	0-1	.000	1-1	1.000	0	0	0	1.0	2	1	0	0	0	3	2.5	
MILWAUKEE	11/16/18	10	0-1	.000	0-1	.000	0-0	.000	0	0	0	0.7	0	1	0	0	0	0	1.7	
WESTERN MICH.	11/19/18	10	0-0	.000	0-0	.000	2-2	1.000	1	1	2	2.0	0	1	0	0	0	2	1.8	
vs George Mason	11/23/18	5	0-0	.000	0-0	.000	0-0	.000	0	1	1	1.0	0	0	3	0	2	0	1.4	
ARK.-PINE BLUFF	11/27/18	22	2-4	500	1-3	.333	0-0	.000	0	2	2	1.2	3	4	0	1	3	5	2.0	
at UNLV	12/01/18	7	1-2	500	1-2	.500	0-0	.000	1	2	3	1.4	0	1	0	0	0	3	2.1	
NORTHERN KY.	12/04/18	12	0-1	.000	0-1	.000	0-0	.000	0	2	2	1.5	1	1	1	0	0	0	1.9	
XAVIER	12/08/18	7	1-1	1,000	1-1	1.000	0-0	.000	0	1	1	1.4	1	0	0	0	1	3	2.0	
at Mississippi State	12/15/18	4	0-1	.000	0-1	.000	0-0	.000	0	0	0	1.3	0	0	0	0	0	0	1.8	
UCLA	12/19/18	19	1-4	250	1-3	.333	0-0	.000	0	3	3	1.5	2	0	0	0	2	3	1.9	
SOUTH CAROLINA ST.	12/22/18	22	4-10	400	2-8	.250	0-0	.000	0	3	3	1.6	1	1	2	0	0	10	2.6	
TULANE	01/02/19	5	0-1	.000	0-1	.000	0-0	.000	0	0	0	1.5	0	0	0	0	0	0	2.4	
at ECU	01/05/19	6	2-4	500	0-2	.000	0-0	.000	1	0	1	1.4	2	0	0	0	1	4	2.5	
at Tulsa	01/10/19	26	3-7	429	3-7	.429	0-0	.000	1	2	3	1.5	2	0	0	0	3	9	2.9	
UCONN	01/12/19	10	0-1	.000	0-1	.000	0-0	.000	0	0	0	1.4	0	0	0	0	0	0	2.8	
SOUTH FLA.	01/15/19	10	0-2	.000	0-2	.000	0-0	.000	1	1	2	1.5	1	2	0	0	0	0	2.6	
at Wichita St.	01/19/19	8	0-1	.000	0-1	.000	0-0	.000	0	1	1	1.4	4	0	0	0	0	0	2.4	
TULSA	01/24/19	7	1-3	333	1-3	.333	0-0	.000	0	1	1	1.4	1	0	1	0	0	3	2.5	
at Temple	01/27/19	17	1-2	500	0-1	.000	0-0	.000	2	3	5	1.6	1	0	0	0	0	2	2.5	
SMU	02/02/19	17	3-6	500	3-6	.500	0-0	.000	1	0	1	1.6	0	1	0	0	0	9	2.8	
at Memphis	02/07/19	12	1-2	500	1-2	.500	0-0	.000	0	0	0	1.5	1	1	0	0	0	3	2.8	
at Houston	02/10/19	15	1-4	250	1-3	.333	0-0	.000	1	0	1	1.5	1	1	0	0	1	3	2.8	
WICHITA ST.	02/17/19	11	0-1	.000	0-1	.000	0-0	.000	0	0	0	1.4	2	1	0	0	0	0	2.7	
UCF	02/21/19	13	0-1	.000	0-1	.000	0-0	.000	0	2	2	1.4	1	0	2	0	0	0	2.6	
at UConn	02/24/19	14	1-2	500	1-2	.500	0-0	.000	1	0	1	1.4	2	0	0	0	0	3	2.6	
at SMU	02/27/19	11	1-4	250	1-3	.333	0-0	.000	0	1	1	1.4	0	0	0	0	0	3	2.6	
MEMPHIS	03/02/19	15	0-2	.000	0-1	.000	0-2	.000	1	0	1	1.4	1	1	0	0	0	0	2.5	
at UCF	03/07/19	11	1-2	500	1-2	.500	2-2	1.000	0	1	1	1.4	1	0	0	0	0	5	2.6	
HOUSTON	03/10/19	8	0-0	.000	0-0	.000	0-0	.000	0	1	1	1.4	2	0	0	0	0	0	2.5	
vs SMU	03/15/19	13	1-3	333	0-1	.000	0-0	.000	2	2	4	1.5	1	0	1	0	0	2	2.5	
vs Wichita St.	03/16/19	8	0-2	.000	0-1	.000	0-0	.000	1	0	1	1.4	1	0	0	0	0	0	2.4	
vs Houston	03/17/19	4	0-0	.000	0-0	.000	0-0	.000	0	0	0	1.4	0	0	0	0	0	0	2.3	
vs Iowa	03/22/19	9	0-3	.000	0-3	.000	2-2	1.000	0	1	1	1.4	4	1	0	0	0	2	2.3	
Totals		0	402	27-85	318	18-68	265	7-9	.778	14	33	47	1.4	39	18	10	1	14	79	2.3

2017-18 (FRESHMAN SEASON)

Opponent	Date	gs	min	Total		3-Pointers		Free throws		Rebounds			pf	a	t/o	blk	stl	pts	avg	
				fg-fga	pct	3fg-fga	pct	ft-fa	pct	off	def	tot								
SAVANNAH STATE	11/10/17	14	3-5	600	2-4	.500	0-0	.000	1	1	2	2.0	1	0	1	0	0	8	8.0	
WESTERN CAROLINA	11/13/17	13	1-3	333	1-3	.333	2-2	1.000	0	3	3	2.5	1	1	0	0	1	5	6.5	
COPPIN STATE	11/16/17	14	1-3	333	1-3	.333	2-4	.500	1	1	2	2.3	1	0	1	0	2	5	6.0	
vs Buffalo	11/20/17	9	1-1	1,000	1-1	1.000	0-0	.000	0	1	1	2.0	2	0	0	0	0	3	5.3	
vs Richmond	11/21/17	24	3-6	500	3-6	.500	0-0	.000	1	7	8	3.2	2	3	1	0	1	9	6.0	
vs Wyoming	11/22/17	15	1-3	333	1-2	.500	0-0	.000	0	3	3	3.2	1	0	0	0	0	3	5.5	
ALABAMA STATE	11/27/17	15	3-7	429	2-6	.333	3-4	.750	0	3	3	3.1	3	0	1	0	2	11	6.3	
at Xavier	12/02/17	9	0-3	.000	0-3	.000	0-0	.000	0	2	2	3.0	2	0	0	0	1	0	5.5	
MISSISSIPPI ST.	12/12/17	3	0-1	.000	0-1	.000	0-0	.000	0	0	0	2.7	1	0	0	0	0	0	4.9	
at UCLA	12/16/17	0	0-0	.000	0-0	.000	0-0	.000	0	0	0	2.4	0	0	0	0	0	0	4.4	
UA-PINE BLUFF	12/19/17	22	2-5	400	1-3	.333	1-2	.500	1	3	4	2.5	1	2	1	0	2	6	4.5	
CLEVELAND STATE	12/21/17	9	1-3	333	1-3	.333	0-0	.000	0	0	0	2.3	0	1	0	0	0	3	4.4	
MEMPHIS	12/31/17	16	4-7	571	3-6	.500	1-2	.500	2	0	2	2.3	2	1	0	0	1	12	5.0	
at Temple	01/04/18	11	0-1	.000	0-1	.000	0-0	.000	2	1	3	2.4	1	0	1	0	2	0	4.6	
SMU	01/07/18	6	0-2	.000	0-1	.000	1-2	.500	1	0	1	2.3	1	0	1	0	0	1	4.4	
at USF	1/13/18	16	0-2	.000	0-0	.000	1-2	.500	0	1	1	2.2	1	0	0	0	1	1	4.2	
at UCF	1/16/18	14	1-3	333	0-1	.000	1-2	.500	0	3	3	2.2	2	0	0	0	1	3	4.1	
ECU	01/20/18	10	0-2	.000	0-1	.000	2-2	1.000	0	0	0	2.1	0	0	0	0	1	2	4.0	
TEMPLE	01/24/18	13	2-6	333	1-4	.250	0-1	.000	0	2	2	2.1	2	1	1	0	0	5	4.1	
at Memphis	1/27/18	26	2-4	500	2-4	.500	2-2	1.000	0	3	3	2.2	2	1	0	0	0	8	4.3	
HOUSTON	01/31/18	7	0-2	.000	0-1	.000	1-2	.500	1	0	1	2.1	1	0	0	0	0	1	4.1	
at UCONN	2/3/18	10	0-1	.000	0-1	.000	0-0	.000	0	0	0	2.0	0	0	0	0	1	0	3.9	
UCF	02/06/18	13	4-7	571	2-4	.500	4-5	.800	0	1	1	2.0	0	0	1	0	0	14	4.3	
at SMU	02/11/18	15	0-4	.000	0-4	.000	0-0	.000	0	1	1	1.9	1	0	2	1	0	0	4.2	
at Houston	2/15/18	10	0-1	.000	0-1	.000	0-0	.000	0	1	1	1.9	0	0	0	0	0	0	4.0	
WICHITA STATE	02/18/18	6	0-2	.000	0-1	.000	0-0	.000	1	0	1	1.8	0	0	0	0	0	0	3.8	
UCONN	02/22/18	19	4-8	500	4-8	.500	0-0	.000	1	2	3	1.9	1	2	0	0	1	12	4.1	
TULSA	02/25/18	14	1-3	333	0-2	.000	0-0	.000	1	0	1	1.9	0	0	2	0	0	2	4.1	
at Tulane	03/01/18	16	0-1	.000	0-1	.000	2-2	1.000	0	1	1	1.8	3	0	1	1	1	2	4.0	
at Wichita State	03/04/18	2	0-0	.000	0-0	.000	0-0	.000	0	1	1	1.8	0	0	0	0	0	0	3.9	
vs SMU	03/09/18	6	0-1	.000	0-0	.000	0-0	.000	1	2	3	1.8	1	1	0	0	0	0	3.7	
vs Memphis	3-10-18	7	0-0	.000	0-0	.000	0-0	.000	0	0	0	1.8	1	0	0	0	0	0	3.6	
vs Houston	3-11-18	7	0-2	.000	0-1	.000	0-0	.000	0	0	0	1.7	2	0	0	0	0	0	3.5	
vs Georgia State	03/16/18	11	0-4	.000	0-3	.000	0-0	.000	0	3	3	1.8	3	1	1	0	0	0	3.4	
vs Nevada	03/18/18	16	1-2	500	1-2	.500	0-0	.000	0	1	1	1.7	1	0	0	0	0	3	3.4	
Totals		0	418	35-105	333	26-82	317	23-34	.676	14	47	61	1.7	40	14	15	2	18	119	3.4



#13 TREVON SCOTT

FORWARD • 6-8 • 225 • R-SENIOR • 3L • TOWNSEND, GA. (McINTOSH COUNTY ACADEMY)

CONFERENCE AWARDS

» All-Tournament Team (2019)

MOMENTS

» Notched 17 points and 12 rebounds against SMU (3/15/19) in the AAC Tournament Quarterfinals.
» Posted a career-high 22 points with 10 rebounds, making 12 of 13 free throws vs. Northern Kentucky (12/4/18).
» Recorded his first career double-double with 15 points and 10 rebounds against Milwaukee (11/16/18).

2019-20 Season (R-Senior): Tied a career-high, grabbing 12 rebounds at No. 18 Ohio State (11/6) ... posted six points, three rebounds and three assists in the exhibition win over Thomas More (10/31).

2018-19 Season (R-Junior): Started all 35 games, averaging 9.3 points, 6.9 rebounds and 1.5 assists in 30.6 minutes ... named to American Championship All-Tournament Team, averaging 13.7 points and a team-high 9.3 rebounds ... finished the season ranked among AAC leaders in rebounds (seventh at 6.9), offensive rebounds (seventh at 2.3), defensive rebounds (ninth at 4.5), field goal percentage (14th at .472) and minutes played (19th at 30.6) ... registered five double-doubles on the season, including 17 points and a career-high 12 rebounds against SMU (3/15) in the quarterfinals of the AAC Tournament ... poured in a team-high 20 points on 9-of-15 shooting with a pair of threes and nine rebounds at UCF (3/7) ... achieved a career-high 22 points with 10 rebounds while making 12 of 13 free throws vs. Northern Kentucky (12/4) ... scored in double figures in 16 games ... led the Bearcats in rebounding in 19 games ... named to the Bearcats Academic Honor Roll and Dean's List during the 2019 spring semester.

2017-18 Season (R-Sophomore): Played in all 36 games as a reserve, averaging 3.1 points, 3.6 rebounds, and 0.9 assists in 12.5 minutes ... shot 55.4 percent (41 of 74) from the field ... scored a season-high 10 points on 3-of-7 shooting with six rebounds in 17 minutes at Tulane (3/1) ... posted nine points on 4-of-5 shooting with a season-high nine rebounds in 19 minutes against UConn (2/22) ... grabbed at least one rebound in 30 of 36 games ... named to the Bearcats Academic Honor Roll and Dean's List during the fall 2017 semester ... earned Legion of Excellence Award for team's highest grade-point average ... received 2018 Academic All-AAC honors.

2016-17 Season (R-Freshman): Played in 35 games as a reserve, averaging 3.1 points and 2.5 rebounds in 10.2 minutes ... shot 50 percent (45 of 90) from the field on the season ... scored a season-high 11 points on 5-of-10 shooting with seven rebounds and three assists in 18 minutes against Texas Southern (12/13) ... recorded 10 points on 5-of-5 shooting against Fairleigh Dickinson (12/17) ... registered 10 points on 5-of-6 shooting against Penn State (11/20) ... tallied nine points and nine rebounds with a season-best five assists and five blocks in a season-high 29 minutes against Lipscomb (11/26) ... recorded nine points, seven rebounds and a season-high five steals against USF (1/29) ... grabbed at least one rebound in 28 of 35 games played.

2015-16 Season (Redshirt): Did not see action.

Prior to Cincinnati: Named the Georgia Region 2A Player of the Year as a junior and senior ... tabbed first team all-region as a freshman and sophomore ... set the school scoring mark with 1,824 points while averaging 13.3 rebounds during his career at McIntosh County Academy in Darien, Georgia (population 1,880) ... averaged 21.6 points, 14.1 rebounds, 6.5 assists and 3.5 blocks as a senior ... posted 22.3 points, 13.7 rebounds, 6.7 assists and 3.7 blocks as a junior ... tabbed a three-star prospect by ESPN, Rivals.com and Scout.com and 247 Sports.

Personal: Born Nov. 25, 1996 in Brunswick, Georgia ... son of Anitra and Eddie Scott ... has two sisters, Jada and Jadyn, who signed NLI's to play for Cincinnati beginning in 2019-2020... right-handed ... first named pronounced "TREY-vaughn."

SEASON & CAREER STATISTICS

2019-20 SEASON		CAREER
3 at Ohio State, 11/6/19	Pts	22 vs. NKU, 12/4/18
7 at Ohio State, 11/6/19	FG Atts	17 vs. SMU, 3/15/19
0	FG Made	9 at UCF, 3/7/19
0	3PT-FG Atts	5 at Memphis, 2/7/19
2 at Ohio State, 11/6/19	3PT-FG Made	2, 4x (last at Ohio State, 11/6/19)
4 at Ohio State, 11/6/19	FT Atts	13 vs. NKU, 12/4/18
3 at Ohio State, 11/6/19	FT Made	12 vs. NKU, 12/4/18
12 at Ohio State, 11/6/19	Rebs	12, 2x (last at Ohio State, 11/6/19)
2 at Ohio State, 11/6/19	Assts	6 vs. Western Carolina, 11/13/17
0	Stls	5 vs. USF, 1/29/17
0	Blks	5 vs. Lipscomb, 11/26/16
32 at Ohio State, 11/6/19	Mins	39 at UCF, 3/7/19

MISCELLANEOUS STATISTICS

CATEGORY	2016-17	2017-18	2018-19	2019-20	CAREER
Double-Figure Scoring Games	3	1	16	0	20
Double-Figure Rebounding Games	1	0	7	1	9
Double-Double Games	0	0	5	0	5
20-Point Scoring Games	0	0	2	0	2
Games Led UC in Scoring	0	0	2	0	2
Games Led UC in Rebounding	2	5	19	1	27
Games Led UC in Assists	1	2	0	0	3
Games With 3+ Assists	2	6	8	0	16
Games With 3+ Blocks	1	0	0	0	1
Games With 3+ Steals	1	0	0	0	1
Games With 3+ 3-Pointers	0	0	0	0	0

CAREER STATISTICS

			Total		3-Point		F-Throws		Rebounds											Scoring	
Season	gp-gs	min/avg	fg-fga	pct	fg-fga	pct	ft-fa	pct	off	def	tot	avg	pf	fo	ast	to	blk	stl	pts	avg	
2016-17	35-0	356/10.2	45-90	.500	1-3	.333	16-32	.500	24	64	88	2.5	25	0	20	16	15	17	107	3.1	
2017-18	36-0	449/12.5	41-74	.554	0-1	.000	28-47	.596	50	78	128	3.6	38	0	32	22	7	15	110	3.1	
2018-19	35-35	1071/30.6	125-265	.472	12-39	.308	64-96	.667	82	158	240	6.9	60	1	52	39	19	29	326	9.3	
2019-20	1-1	32/32.0	0-7	.000	0-2	.000	3-4	.750	6	6	12	12.0	3	0	2	2	0	0	3	3.0	
TOTAL	107-36	1908/17.8	211-436	.484	13-45	.289	111-179	.620	162	306	468	4.4	126	1	106	79	41	61	546	5.1	



#13 TREVON SCOTT

FORWARD • 6-8 • 225 • R-SENIOR • 3L • TOWNSEND, GA. (McINTOSH COUNTY ACADEMY)

GAME-BY-GAME STATISTICS

2019-20 (R-SENIOR SEASON)

Opponent	Date	gs	min	Total		3-Pointers		Free throws		Rebounds				pf	a	t/o	blk	stl	pts	avg	
				fg-fga	pct	3fg-fga	pct	ft-fa	pct	off	def	tot	avg								
at Ohio St.	11/06/19	*	32	0-7	.000	0-2	.000	3-4	.750	6	6	12	12.0	3	2	2	0	0	3	3.0	
Totals			1	32	0-7	.000	0-2	.000	3-4	.750	6	6	12	12.0	3	2	2	0	0	3	3.0

2017-18 (R-SOPHOMORE SEASON)

Opponent	Date	gs	min	Total		3-Pointers		Free throws		Rebounds				pf	a	t/o	blk	stl	pts	avg
				fg-fga	pct	3fg-fga	pct	ft-fa	pct	off	def	tot	avg							
SAVANNAH STATE	11/10/17	12	1-2	.500	0-0	.000	2-2	1.000	1	2	3	3.0	2	3	1	0	1	4	4.0	
WESTERN CAROLINA	11/13/17	18	2-2	1.000	0-0	.000	2-3	.667	1	5	6	4.5	3	6	3	1	2	6	5.0	
COPPIN STATE	11/16/17	12	2-2	1.000	0-0	.000	2-2	1.000	2	3	5	4.7	0	3	0	0	1	6	5.3	
vs Buffalo	11/20/17	6	0-0	.000	0-0	.000	0-0	.000	0	0	0	3.5	1	0	2	0	1	0	4.0	
vs Richmond	11/21/17	20	1-1	1.000	0-0	.000	2-4	.500	0	3	3	3.4	2	0	1	0	1	4	4.0	
vs Wyoming	11/22/17	12	1-2	.500	0-0	.000	0-0	.000	0	4	4	3.5	0	0	1	0	0	2	3.7	
ALABAMA STATE	11/27/17	15	2-3	.667	0-0	.000	1-2	.500	3	4	7	4.0	0	1	1	0	0	5	3.9	
at Xavier	12/02/17	18	2-2	1.000	0-0	.000	0-0	.000	4	3	7	4.4	3	1	1	1	1	4	3.9	
vs Florida	12/09/17	19	0-1	.000	0-0	.000	0-0	.000	1	1	2	4.1	1	0	1	0	0	0	3.4	
MISSISSIPPI ST.	12/12/17	6	0-0	.000	0-0	.000	0-0	.000	0	0	0	3.7	1	1	0	0	0	0	3.1	
at UCLA	12/16/17	5	0-0	.000	0-0	.000	0-0	.000	1	0	1	3.5	1	0	0	0	0	0	2.8	
UA-PINE BLUFF	12/19/17	14	1-3	.333	0-0	.000	4-6	.667	4	1	5	3.6	0	3	0	0	2	6	3.1	
CLEVELAND STATE	12/21/17	10	1-1	1.000	0-0	.000	0-0	.000	0	0	0	3.3	0	0	0	0	1	2	3.0	
MEMPHIS	12/31/17	13	0-0	.000	0-0	.000	1-2	.500	2	1	3	3.3	0	3	0	0	1	1	2.9	
at Temple	01/04/18	4	0-0	.000	0-0	.000	2-2	1.000	1	1	2	3.2	0	4	0	0	0	2	2.8	
SMU	01/07/18	17	2-2	1.000	0-0	.000	0-2	.000	0	4	4	3.3	0	1	1	0	1	4	2.9	
at USF	1/13/18	8	0-0	.000	0-0	.000	1-2	.500	0	1	1	3.1	2	0	0	0	0	1	1	2.8
at UCF	1/16/18	10	1-1	1.000	0-0	.000	0-0	.000	2	0	2	3.1	0	0	0	0	0	2	2.7	
ECU	01/20/18	14	1-2	.500	0-0	.000	3-6	.500	1	6	7	3.3	2	0	0	0	0	5	2.8	
TEMPLE	01/24/18	13	1-3	.333	0-0	.000	0-0	.000	4	2	6	3.4	2	0	1	1	1	2	2.8	
at Memphis	1/27/18	4	1-1	1.000	0-0	.000	0-0	.000	0	0	0	3.2	0	1	1	0	0	2	2.8	
HOUSTON	01/31/18	13	0-2	.000	0-0	.000	0-1	.000	2	2	4	3.3	1	0	0	0	0	0	2.6	
at UCONN	2/3/18	7	0-0	.000	0-0	.000	2-2	1.000	0	2	2	3.2	0	0	0	0	0	2	2.6	
UCF	02/06/18	14	2-4	.500	0-0	.000	0-1	.000	3	5	8	3.4	1	2	0	0	0	4	2.7	
at SMU	02/11/18	18	1-5	.200	0-1	.000	0-0	.000	3	2	5	3.5	2	4	0	0	1	2	2.6	
at Houston	2/15/18	6	1-1	1.000	0-0	.000	0-0	.000	0	0	0	3.3	0	0	0	0	0	2	2.6	
WICHITA STATE	02/18/18	4	1-1	1.000	0-0	.000	0-0	.000	0	0	0	3.2	1	0	0	0	0	2	2.6	
UCONN	02/22/18	19	4-5	.800	0-0	.000	1-4	.250	2	7	9	3.4	2	2	2	0	0	9	2.8	
TULSA	02/25/18	21	0-3	.000	0-0	.000	0-0	.000	3	4	7	3.6	3	0	1	1	0	0	2.7	
at Tulane	03/01/18	17	3-7	.429	0-0	.000	4-4	1.000	2	4	6	3.6	1	0	1	0	1	10	3.0	
at Wichita State	03/04/18	7	1-2	.500	0-0	.000	0-0	.000	2	1	3	3.6	0	0	0	0	0	2	2.9	
vs SMU	03/09/18	12	3-5	.600	0-0	.000	1-2	.500	2	1	3	3.6	0	0	0	0	0	7	3.1	
vs Memphis	3-10-18	18	3-6	.500	0-0	.000	0-0	.000	1	3	4	3.6	2	1	0	0	0	6	3.2	
vs Houston	3-11-18	16	0-2	.000	0-0	.000	0-0	.000	0	1	1	3.5	2	0	0	0	1	0	3.1	
vs Georgia State	03/16/18	10	1-1	1.000	0-0	.000	0-0	.000	1	2	3	3.5	0	0	0	0	0	2	3.0	
vs Nevada	03/18/18	17	2-2	1.000	0-0	.000	0-0	.000	2	3	5	3.6	3	0	0	0	0	4	3.1	
Totals		0	449	41-74	.554	0-1	.000	28-47	.596	50	78	128	3.6	38	32	22	7	15	110	3.1

2018-19 (R-JUNIOR SEASON)

Opponent	Date	gs	min	Total		3-Pointers		Free throws		Rebounds				pf	a	t/o	blk	stl	pts	avg
				fg-fga	pct	3fg-fga	pct	ft-fa	pct	off	def	tot	avg							
OHIO ST.	11/07/18	*	29	2-5	.400	1-3	.333	3-4	.750	2	4	6.0	2	2	2	2	0	8	8.0	
N.C. CENTRAL	11/13/18	*	29	6-6	1.000	0-0	.000	0-0	.000	1	2	3	4.5	0	2	1	1	1	12	10.0
MILWAUKEE	11/16/18	*	38	6-13	.462	1-3	.333	2-4	.500	2	8	10	6.3	1	2	1	0	2	15	11.7
WESTERN MICH.	11/19/18	*	30	2-7	.286	0-0	.000	0-0	.000	1	2	3	5.5	3	2	0	0	1	4	9.8
vs George Mason	11/23/18	*	37	7-9	.778	0-0	.000	0-1	.000	2	6	8	6.0	2	1	1	1	0	14	10.6
vs Ole Miss	11/24/18	*	33	3-6	.500	0-0	.000	3-6	.500	2	7	9	6.5	3	0	1	2	1	9	10.3
ARK-PINE BLUFF	11/27/18	*	16	4-7	.571	0-0	.000	3-4	.750	2	5	7	6.6	3	1	4	0	1	11	10.4
at UNLV	12/01/18	*	31	2-6	.333	0-0	.000	0-0	.000	0	2	2	6.0	5	0	0	0	1	4	9.6
NORTHERN KY.	12/04/18	*	28	5-8	.625	0-0	.000	12-13	.923	3	7	10	6.4	0	3	1	1	0	22	11.0
XAVIER	12/08/18	*	34	5-11	.455	0-0	.000	0-0	.000	2	8	10	6.8	2	0	0	1	1	10	10.9
at Mississippi State	12/15/18	*	27	2-9	.222	0-0	.000	1-2	.500	1	3	4	6.5	4	0	1	1	1	5	10.4
UCLA	12/19/18	*	21	2-5	.400	0-2	.000	3-4	.750	2	3	5	6.4	0	4	0	1	1	7	10.1
SOUTH CAROLINA ST.	12/22/18	*	20	3-5	.600	0-0	.000	0-0	.000	4	1	5	6.3	0	2	1	0	0	6	9.8
TULANE	01/02/19	*	24	3-11	.273	0-2	.000	1-2	.500	2	1	3	6.1	2	1	0	1	1	7	9.6
at ECU	01/05/19	*	28	5-9	.556	0-1	.000	2-4	.500	3	6	9	6.3	3	3	2	0	0	12	9.7
at Tulsa	01/10/19	*	31	5-7	.714	0-0	.000	2-2	1.000	2	7	9	6.4	1	1	2	0	2	12	9.9
UCONN	01/12/19	*	34	1-7	.143	0-0	.000	0-0	.000	0	1	1	6.1	2	3	1	0	0	2	9.4
SOUTH FLA.	01/15/19	*	31	4-5	.800	0-0	.000	4-4	1.000	1	3	4	6.2	1	0	0	0	1	12	9.6
at Wichita St.	01/19/19	*	36	1-4	.250	0-0	.000	3-4	.750	4	6	10	6.2	1	1	2	1	0	5	9.3
TULSA	01/24/19	*	28	6-7	.857	1-1	1.000	0-1	.000	2	9	11	6.5	1	1	0	0	1	13	9.5
at Temple	01/27/19	*	29	5-8	.625	0-1	.000	3-5	.600	1	5	6	6.4	3	1	2	0	0	13	9.7
SMU	02/02/19	*	27	1-1	1.000	0-0	.000	0-0	.000	3	0	3	6.3	3	2	1	0	0	2	9.3
at Memphis	02/07/19	*	34	4-9	.444	2-5	.400	3-7	.429	3	6	9	6.4	1	3	0	0	1	13	9.5
at Houston	02/10/19	*	35	1-4	.250	1-2	.500	0-0	.000	0	3	3	6.3	0	1	0	0	1	3	9.2
WICHITA ST.	02/17/19	*	32	1-7	.143	0-0	.000	1-2	.500	3	5	8	6.3	1	4	0	1	1	3	9.0
UCF	02/21/19	*	29	3-7	.429	1-2	.500	0-0	.000	3	2	5	6.3	1	2	2	1	1	7	8.9
at UConn	02/24/19	*	29	2-7	.286	0-1	.000	1-2	.500	4	4	8	6.3	4	0	3	1	1	5	8.7
at SMU	02/27/19	*	22	2-8	.250	0-2	.000	0-0	.000	4	6	10	6.5	0	2	2	0	0	4	8.6
MEMPHIS	03/02/19	*	32	3-6	.500	0-1	.000	2-4	.500	3	4	7	6.5	0	1	2	1	2	8	8.6
at UCF	03/07/19	*	39	9-15	.600	2-3	.667	0-1	.000	6	3	9	6.6	1	3	1	0	1	20	8.9
HOUSTON	03/10/19	*	33	1-5	.200	0-2	.000	5-6	.833	3	5	8	6.6	3	0	1	0	0	7	8.9
vs SMU	03/15/19	*	35	8-17	.471	0-2	.000	1-2	.500	5	7	12	6.8	0	1	1	0	2	17	9.1
vs Wichita St.	03/16/19	*	39	4-11	.364	2-3	.667	2-4	.500	5	2	6	6.8	2	1	0	1	1	12	9.2
vs Houston	03/17/19	*	34	3-5	.600	1-2	.500	5-6	.833	1	7	8	6.9	1	2	0	0	0	12	9.3
vs Iowa	03/22/19	*	37	4-8	.500	0-1	.000	2-2	1.000	3	4	7	6.9	2	0	1	1	1	10	9.3
Totals		35	1071	125-265	.472	12-39	.308	64-96	.667	82	158	240	6.9	60	52	39	19	29	326	9.3



#20 MAMOUDOU DIARRA

FORWARD • 6-9 • 220 • R-SOPHOMORE • 1L • BAMAKO, MALI (22 FEET ACADEMY [S.C.])

2018-19 Season (R-Freshman): Played in 20 games as a reserve, averaging 2.3 points and 1.9 rebounds in 6.9 minutes ... scored a season-high nine points on 4-of-6 shooting with a pair of rebounds and a block in 13 minutes against Arkansas-Pine Bluff (11/27) ... tallied eight points and five rebounds in 12 minutes against South Carolina State (12/22) ... scored six points and grabbed six rebounds in a season-high 15 minutes at UConn (2/24).

2017-18 Season (Redshirt): Played in seven games as a reserve, averaging 2.9 points, 1.9 rebounds and 0.7 blocks in 6.6 minutes ... scored a season-high nine points with six rebounds and a block in a season-high 12 minutes against Western Carolina (11/13) ... netted five points and a three-pointer with three rebounds in nine minutes against Coppin State (11/16) ... recorded a pair of blocks against Alabama State (11/27) ... scored in five of his seven games ... named to the Bearcat Honor Roll during the fall 2017 semester.

Prior to Cincinnati: Helped 22 Feet Academy to a 29-9 record in 2016-17 while earning First Team All-Grind Session accolades and averaging 18.5 points, 10.2 rebounds and 3.2 blocks ... honored as one of 30 campers from 23 countries invited to participate in the NBA's Basketball Without Borders Camp surrounding the 2015 NBA All-Star Game.

Personal: Born Oct. 4, 1997 in Bamako, Mali ... son of Mastan Baha and Salifou Diarra ... has one sister, Kadidia ... his aunt Marietou Diarra played professional basketball in France ... right-handed.

SEASON & CAREER STATISTICS

2018-19 SEASON

	Pts	CAREER
0	9, 2x (last vs. Ark.-Pine Bluff, 11/27/18)	
0	FG Atts	6, 3x (last vs. SC State, 12/22/18)
0	FG Made	4 vs. Arkansas-Pine Bluff, 11/27/18
0	3PT-FG Atts	2 vs. Coppin State, 11/16/17
0	3PT-FG Made	1, 2x (last vs. Ark.-Pine Bluff, 11/27/18)
0	FT Atts	4, 2x (last vs. Western Michigan, 11/19/18)
0	FT Made	3, 2x (last vs. Houston, 3/10/19)
0	Rebs	6, 4x (last at UConn, 2/24/19)
0	Assts	1, 6x (last at UCF, 3/7/19)
1 at Ohio State, 11/6/19	Stls	2 at UCF, 3/7/19
0	Blks	2, 2x (last vs. Tulane, 1/2/19)
3 at Ohio State, 11/6/19	Mins	15 at UConn, 2/24/19

MISCELLANEOUS STATISTICS

CATEGORY	2017-18	2018-19	2019-20	CAREER
Double-Figure Scoring Games	0	0	0	0
Double-Figure Rebounding Games	0	0	0	0
Double-Double Games	0	0	0	0
20-Point Scoring Games	0	0	0	0
Games Led Team in Scoring	0	0	0	0
Games Led Team in Rebounding	0	0	0	0
Games Led Team in Assists	0	0	0	0
Games With 3+ Assists	0	0	0	0
Games With 3+ Blocks	0	0	0	0
Games With 3+ Steals	0	0	0	0
Games With 3+ Three-Pointers	0	0	0	0

GAME-BY-GAME STATISTICS

2019-20 (R-SOPHOMORE SEASON)

Opponent	Date	gs	min	Total	3-Pointers	Free throws	Rebounds	pf	a	t/o	blk	stl	pts	avg
				fg-fga	pct	ft-fa	pct	off	def	tot	avg			
at Ohio St.	11/06/19	3		0-0	.000	0-0	.000	0	0	0	0.0	1	0	0.0
Totals		0	3	0-0	.000	0-0	.000	0	0	0	0.0	1	0	0.0

2018-19 (R-FRESHMAN SEASON)

Opponent	Date	Total					3-Pointers		Free throws		Rebounds				pf	a	t/o	blk	stl	pts	avg
		gs	min	fg-fga	pct	ft-fa	pct	ft-fa	pct	off	def	tot	avg								
N.C. CENTRAL	11/13/18	4	1-1	1.000	0-0	.000	0-0	.000	0	2	2	2.0	1	0	0	0	0	2	2.0		
WESTERN MICH.	11/19/18	12	0-2	.000	0-0	.000	2-4	.500	2	4	6	4.0	2	1	0	0	1	2	2.0		
vs Ole Miss	11/24/18	2	0-0	.000	0-0	.000	0-0	.000	0	1	1	3.0	0	0	0	0	0	0	1.3		
ARK.-PINE BLUFF	11/27/18	14	4-6	.667	1-1	1.000	0-0	.000	0	2	2	2.8	2	0	0	0	1	0	9	3.3	
UCLA	12/19/18	5	0-2	.000	0-0	.000	0-0	.000	0	1	1	2.4	0	1	0	0	0	0	0	2.6	
SOUTH CAROLINA ST.	12/22/18	12	3-6	.500	0-1	.000	2-3	.667	1	4	5	2.8	1	0	0	0	0	0	8	3.5	
TULANE	01/02/19	12	2-4	.500	0-0	.000	0-0	.000	2	4	6	3.3	1	1	0	2	1	4	3.6		
at Tulsa	01/10/19	0	0-0	.000	0-0	.000	0-0	.000	0	0	0	2.9	0	0	0	0	0	0	0	3.1	
SOUTH FLA.	01/15/19	3	0-1	.000	0-0	.000	0-0	.000	0	0	0	2.6	0	0	0	0	0	0	0	2.8	
at Wichita St.	01/19/19	1	0-0	.000	0-0	.000	0-0	.000	0	0	0	2.3	0	0	0	0	0	0	0	2.5	
TULSA	01/24/19	10	2-5	.400	0-0	.000	0-0	.000	0	1	0	2.2	3	0	0	1	0	1	0	4	2.6
at Temple	01/27/19	2	0-0	.000	0-0	.000	0-0	.000	0	0	0	2.0	1	0	0	0	0	0	0	2.4	
at Memphis	02/07/19	3	0-1	.000	0-0	.000	0-0	.000	2	2	2	2.0	0	0	0	0	0	0	0	2.2	
at UConn	02/24/19	15	2-5	.400	0-0	.000	2-2	1.000	2	4	6	2.3	2	1	2	1	0	1	6	2.3	
at SMU	02/27/19	5	0-0	.000	0-0	.000	0-0	.000	1	1	2	2.2	0	0	0	0	0	0	1	1.3	
at UCF	03/07/19	14	1-3	.333	0-0	.000	1-2	.500	2	1	3	2.3	0	1	0	1	2	3	2.4		
HOUSTON	03/10/19	8	1-3	.333	0-0	.000	3-3	1.000	0	1	1	2.2	1	0	0	1	0	1	5	2.5	
vs SMU	03/15/19	8	0-1	.000	0-0	.000	0-0	.000	1	0	1	2.1	0	1	0	1	0	0	0	2.4	
vs Wichita St.	03/16/19	5	1-1	1.000	0-0	.000	0-0	.000	0	0	0	2.0	0	0	0	1	1	0	2	2.4	
vs Iowa	03/22/19	3	0-1	.000	0-0	.000	0-0	.000	0	0	0	1.9	1	0	0	0	0	0	0	2.3	
Totals		0	138	17-42	.405	1-2	.500	10-14	.714	11	27	38	1.9	15	6	4	8	5	45	2.3	

2017-18 (FRESHMAN SEASON)

Opponent	Date	Total				3-Pointers		Free throws		Rebounds				pf	a	t/o	blk	stl	pts	avg
		gs	min	fg-fga	pct	fg-fga	pct	ft-fa	pct	off	def	tot	avg							
SAVANNAH STATE	11/10/17	0	0-0	.000	0-0	.000	0-0	.000	0	0	0	0.0	0	0	1	0	0	0	0.0	
WESTERN CAROLINA	11/13/17	12	3-6	.500	0-0	.000	3-4	.750	2	4	6	3.0	1	0	1	0	0	9	4.5	
COPPIN STATE	11/16/17	9	1-5	.200	1-2	.500	2-2	1.000	1	2	3	3.0	0	1	1	1	0	5	4.7	
ALABAMA STATE	11/27/17	8	1-4	.250	0-0	.000	0-0	.000	1	1	2	2.8	1	0	0	2	1	2	4.0	
MISSISSIPPI ST.	12/12/17	1	0-0	.000	0-0	.000	0-0	.000	0	0	0	2.2	0	0	0	0	0	0	3.2	
UA-PINE BLUFF	12/19/17	12	1-3	.333	0-0	.000	0-0	.000	1	0	1	2.0	1	1	2	1	0	2	3.0	
MEMPHIS	12/31/17	4	1-2	.500	0-0	.000	0-0	.000	0	1	1	1.9	0	0	0	0	0	2	2.9	
Totals		0	46	7-20	.350	1-2	.500	5-6	.833	5	8	13	1.9	3	2	4	5	1	20	2.9

CAREER STATISTICS

			Total		3-Point		F-Throws		Rebounds											Scoring	
Season	gp-gs	min/avg	fg-fga	pct	fg-fga	pct	ft-fa	pct	off	def	tot	avg	pf	fo	ast	to	blk	stl	pts	avg	
2017-18	7-0	46/6.6	7-20	.350	1-2	.500	5-6	.833	5	8	13	1.9	3	0	2	4	5	1	20	2.9	
2018-19	20-0	138/6.9	17-42	.405	1-2	.500	10-14	.714	11	27	38	1.9	15	0	6	4	8	5	45	2.3	
2019-20	1-0	3/3.0	0-0	.000	0-0	.000	0-0	.000	0	0	0	0.0	1	0	0	0	0	1	0	0.0	
TOTAL	28-0	187/6.7	24-62	.387	2-4	.500	15-20	.750	16	35	51	1.8	19	0	8	8	13	7	65	2.3	



#21 JAEVIN CUMBERLAND

GUARD • 6-3 • 185 • GRADUATE • TR • WILMINGTON, OHIO (WILMINGTON HS/OAKLAND)

CONFERENCE AWARDS

- » All-Tournament Team (2019)
- » Player of the Week (1x: 1/21/19)

MOMENTS

- » Scored a career-high 31 points against Oral Roberts (11/24/18), going 15 of 15 from the free throw line.
- » Hit seven three-pointers as part of 27-point effort vs. Northern Kentucky in the Motor City Madness Tournament (3/11/19).

2019-20 Season (Grad Transfer): Went 5-of-5 from the field with a trio of three-pointers in the exhibition win over Thomas More (10/31).

Prior to Cincinnati: Graduate transfer who averaged 17.2 points and 3.5 assists while shooting 39.9 percent (109 of 273) from three-point range as a redshirt junior with Oakland ... ranked among the nation's leaders in minutes played (22nd at 37.1), three-pointers per game (22nd at 3.3), three-pointers attempted (28th at 27.3), three-point field goal percentage (50th at 39.9) and free throw percentage (51st at 85.4 percent) during the 2018-19 season ... completed the season having made at least one three-pointer in 33 consecutive games, the 13th longest streak in the nation ... ranked among Horizon League leaders in minutes played (second at 37.1), assist-to-turnover ratio (third at 1.9), free throw percentage (tied for fourth at .854), three-point percentage (sixth at .399), points (tied for sixth at 17.2) and assists (ninth at 3.5) ... named to the Horizon League's 2019 Motor City Madness All-Tournament Team after averaging 25 points and shooting 52.3 percent (11 of 21) from beyond the arc ... scored a career-high 31 points, including 15 of 15 free throws, against Oral Roberts ... tallied a game-high 27 points with seven threes against Brannen's Northern Kentucky squad in the league tournament semifinals ... made 26 consecutive free throws from Nov. 23 to Dec. 6 during 2018-19 season ... appeared in eight games during 2017-18 (junior season) before sitting out the remainder of the year due to injury ... saw action in eight games as a reserve, averaging 1.1 points, 1.3 rebounds and 0.8 assists in 9.3 minutes during 2017-18 ... played in 25 games as a reserve, averaging 2.7 points, 0.4 rebounds and 0.3 assists in 6.8 minutes in 2016-17 (sophomore season) ... played in 30 games as a reserve, averaging 1.3 points, 0.4 rebounds and 0.3 assists in 5.4 minutes in 2015-16 (freshman season) ... tabbed an Associated Press All-Ohio Division I First Team selection in 2014-15, he averaged 22.5 points at Wilmington High School, helping the Hurricane to a sectional championship as a senior ... finished his career with 1,846 points, most in school history.

Personal: Born March 10, 1996 in Wilmington, Ohio ... son of Shannon and Dwaine Cumberland ... cousin of Cincinnati senior guard Jarron Cumberland ... right-handed.

SEASON & CAREER STATISTICS

2019-20 Season		Career
3 at Ohio State, 11/6/19	Pts	31 vs. Oral Roberts, 11/24/18#
6 at Ohio State, 11/6/19	FG Atts	21 vs. Youngstown State, 3/6/18#
1 at Ohio State, 11/6/19	FG Made	8, 4x (last vs. NKU, 3/11/19)#
5 at Ohio State, 11/6/19	3PT-FG Atts	15 vs. Youngstown State, 1/31/19#
1 at Ohio State, 11/6/19	3PT-FG Made	7, 2x (last vs. NKU, 3/11/19)#
0	FT Atts	15 vs. Oral Roberts, 11/24/18#
0	FT Made	15 vs. Oral Roberts, 11/24/18#
1 at Ohio State, 11/6/19	Rebs	8 vs. Defiance, 11/19/18#
1 at Ohio State, 11/6/19	Assts	9 vs. Defiance, 11/19/18#
0	Stls	3, 5x (last vs. NKU, 3/11/19)#
0	Blks	2 vs. Milwaukee, 1/10/19#
27 at Ohio State, 11/6/19	Mins	40, 6x (last vs. NKU, 3/11/19)#
# - Statistics from playing career at Oakland		

MISCELLANEOUS STATISTICS

CATEGORY	15-16	16-17	17-18	18-19	19-20	CAREER
Double-Figure Scoring Games	0	2	0	28	0	30
Double-Figure Rebounding Games	0	0	0	0	0	0
Double-Double Games	0	0	0	0	0	0
20-Point Scoring Games	0	0	0	10	0	10
Games Led Team in Scoring	0	0	0	11	0	11
Games Led Team in Rebounding	0	0	0	1	0	1
Games Led Team in Assists	0	0	0	9	0	9
Games With 3+ Assists	0	0	1	23	0	24
Games With 3+ Blocks	0	0	0	0	0	0
Games With 3+ Steals	0	0	0	5	0	5
Games With 3+ 3-Pointers	0	1	0	19	0	20

CAREER STATISTICS

Season	gp-gs	min/avg	Total fg-fga	pct	3-Point fg-fga	pct	F-Throws ft-fta	pct	Rebounds off	def	tot	avg	pf	fo	ast	to	blk	stl	Scoring pts	avg
2015-16*	30-0	162/5.4	12-28	.429	6-16	.375	10-13	.769	5	8	13	0.4	22	0	9	7	0	3	40	1.3
2016-17*	25-0	170/6.8	17-45	.378	13-31	.419	21-27	.778	2	9	11	0.4	14	0	7	7	1	5	68	2.7
2017-18*	8-0	74/9.3	2-14	.143	1-7	.143	4-7	.571	4	6	10	1.3	7	0	6	6	0	2	9	1.1
2018-19*	33-33	1223/37.1	173-407	.425	109-273	.399	111-130	.854	14	82	96	2.9	69	0	114	60	6	37	566	17.2
2019-20	1-0	27/27.0	1-6	.167	1-5	.200	0-0	.000	1	0	1	1.0	4	0	1	2	0	0	3	3.0
TOTAL	1-0	27/27.0	1-6	.167	1-5	.200	0-0	.000	1	0	1	1.0	4	0	1	2	0	0	3	3.0
All*	97-33	1656/17.1	205-500	.410	130-332	.392	146-177	.825	26	105	131	1.4	116	0	137	82	7	47	686	7.1

* Statistics from prior team/school



#21 JAEVIN CUMBERLAND

GUARD • 6-3 • 185 • GRADUATE • TR • WILMINGTON, OHIO (WILMINGTON HS/OAKLAND)

GAME-BY-GAME STATISTICS

2019-20 (GRAD TRANSFER SEASON - CINCINNATI)

Opponent	Date	gs	min	Total		3-Pointers		Free throws		Rebounds				pf	a	t/o	blk	stl	pts	avg
				fg-fga	pct	3fg-fga	pct	ft-fa	pct	off	def	tot	avg							
at Ohio St.	11/06/19	27	1-6	.167	1-5	.200	0-0	.000	1	0	1	1.0	4	1	2	0	0	3	3.0	
Totals		0	27	1-6	.167	1-5	.200	0-0	.000	1	0	1	1.0	4	1	2	0	0	3	3.0

2017-18 (JUNIOR SEASON - OAKLAND)

Opponent	Date	gs	min	Total		3-Pointers		Free throws		Rebounds				pf	a	t/o	blk	stl	pts	avg
				fg-fga	pct	3fg-fga	pct	ft-fa	pct	off	def	tot	avg							
FORT WAYNE	11/10/17	10	0-2	.000	0-1	.000	0-0	.000	0	0	0	0.0	1	0	0	0	0	0	0	0.0
NEW ORLEANS	11/13/17	11	0-1	.000	0-1	.000	1-3	.333	1	2	3	1.5	1	1	1	0	1	1	1	0.5
at TOLEDO	11/18/17	7	0-2	.000	0-0	.000	0-0	.000	0	1	1	1.3	0	0	0	0	0	0	0	0.3
at Syracuse	11/20/17	9	0-1	.000	0-1	.000	0-0	.000	0	0	0	1.0	3	1	2	0	0	0	0	0.3
at Kansas	11/24/17	3	0-1	.000	0-1	.000	0-0	.000	0	0	0	0.8	0	0	0	0	0	0	0	0.2
at ORU	11/27/17	15	1-4	.250	1-2	.500	3-4	.750	1	0	1	0.8	1	1	3	0	0	6	1.2	
TEXAS SOUTHERN	11/29/17	13	1-3	.333	0-1	.000	0-0	.000	0	3	3	1.1	1	3	0	0	1	2	1.3	
CHICAGO STATE	12/09/17	6	0-0	.000	0-0	.000	0-0	.000	2	0	2	1.3	0	0	0	0	0	0	1.1	
Totals		0	74	2-14	.143	1-7	.143	4-7	.571	4	6	10	1.3	7	6	6	0	2	9	1.1

2016-17 (SOPHOMORE SEASON - OAKLAND)

Opponent	Date	gs	min	Total		3-Pointers		Free throws		Rebounds				pf	a	t/o	blk	stl	pts	avg
				fg-fga	pct	3fg-fga	pct	ft-fa	pct	off	def	tot	avg							
BOWLING GREEN	11/11/16	4	0-0	.000	0-0	.000	0-0	.000	0	0	0.0	1	1	0	0	0	0	0	0.0	
WESTERN MICHIGAN	11/14/16	2	0-1	.000	0-1	.000	0-0	.000	0	0	0.0	0	0	0	0	0	0	0	0.0	
GOSHEN	11/18/16	15	5-8	.625	4-5	.800	2-4	.500	1	0	1.0	0.3	0	0	0	1	1	16	5.3	
CHICAGO STATE	11/19/16	7	1-2	.500	0-1	.000	2-2	1.000	0	3	3	1.0	0	0	0	0	0	4	5.0	
vs Nevada	11/23/16	6	1-3	.333	0-2	.000	2-2	1.000	0	0	0.8	0	0	0	0	0	0	4	4.8	
at Alaska Anchorage	11/25/16	3	0-0	.000	0-0	.000	0-0	.000	0	0	0.7	2	0	1	0	0	0	0	4.0	
vs UC Davis	11/26/16	dnp	-	-	-	-	-	-	-	-	-	-	-	-	-	-	-	-	-	
ORAL ROBERTS	12/1/16	16	1-2	.500	1-2	.500	1-2	.500	0	2	2	0.9	2	0	1	0	1	4	4.0	
SOUTHERN UTAH	12/3/16	9	1-5	.200	0-2	.000	3-4	.750	0	0	0.8	0	1	0	0	0	0	5	4.1	
at Robert Morris	12/10/16	4	0-1	.000	0-0	.000	0-0	.000	0	0	0.7	0	0	1	0	0	0	0	3.7	
NORTHEASTERN	12/20/16	dnp	-	-	-	-	-	-	-	-	-	-	-	-	-	-	-	-	-	
at Michigan State	12/21/16	2	0-0	.000	0-0	.000	0-0	.000	0	0	0.6	0	0	1	0	0	0	0	3.3	
GEORGIA	12/23/16	dnp	-	-	-	-	-	-	-	-	-	-	-	-	-	-	-	-	-	
WRIGHT STATE	12/29/16	dnp	-	-	-	-	-	-	-	-	-	-	-	-	-	-	-	-	-	
NORTHERN KENTUCKY	12/31/16	dnp	-	-	-	-	-	-	-	-	-	-	-	-	-	-	-	-	-	
at Valparaiso	01/06/17	dnp	-	-	-	-	-	-	-	-	-	-	-	-	-	-	-	-	-	
at UIC	01/08/17	dnp	-	-	-	-	-	-	-	-	-	-	-	-	-	-	-	-	-	
DETROIT MERCY	1/13/17	3	0-0	.000	0-0	.000	0-0	.000	0	0	0	0.5	0	1	1	0	0	0	3.0	
CLEVELAND STATE	1/16/17	7	0-1	.000	0-1	.000	2-2	1.000	1	1	2	0.7	4	1	0	0	0	1	2	2.9
at Northern Kentucky	1/20/17	9	0-2	.000	0-1	.000	0-0	.000	0	0	0.6	1	0	0	0	0	0	0	2.7	
at Wright State	1/22/17	12	2-4	.500	2-3	.667	2-2	1.000	0	0	0.6	1	0	1	0	0	0	8	3.1	
GREEN BAY	1/27/17	5	0-1	.000	0-1	.000	0-2	.000	0	0	0.5	0	0	1	0	0	0	0	2.9	
MILWAUKEE	1/29/17	3	0-0	.000	0-0	.000	0-0	.000	0	0	0.5	0	0	0	0	0	0	0	2.7	
at Youngstown State	02/02/17	8	0-3	.000	0-2	.000	0-0	.000	0	0	0.5	0	1	0	0	0	0	0	2.5	
at Cleveland State	2/4/17	3	0-0	.000	0-0	.000	0-0	.000	0	0	0.4	0	0	0	0	0	0	0	2.4	
at Detroit Mercy	02/10/17	dnp	-	-	-	-	-	-	-	-	-	-	-	-	-	-	-	-	-	
VALPARAISO	2/17/17	4	1-1	1.000	1-1	1.000	0-0	.000	0	1	1	0.5	0	1	0	0	0	0	3	2.4
UIC	02/19/17	4	1-2	.500	1-2	.500	0-0	.000	0	0	0.5	0	0	0	0	0	0	3	2.5	
YOUNGSTOWN STATE	2/21/17	7	1-4	.250	1-2	.500	0-0	.000	0	1	1	0.5	0	0	0	0	2	3	2.5	
at Green Bay	2/24/17	4	0-1	.000	0-1	.000	0-0	.000	0	1	1	0.5	0	0	0	0	0	0	2.4	
at Milwaukee	02/26/17	7	1-2	.500	1-2	.500	0-0	.000	0	0	0.5	2	0	0	0	0	0	3	2.4	
vs Youngstown State	03/04/17	dnp	-	-	-	-	-	-	-	-	-	-	-	-	-	-	-	-	-	
at Clemson	3/14/17	4	0-0	.000	0-0	.000	0-0	.000	0	0	0.5	0	0	0	0	0	0	0	2.3	
at Richmond	3/19/17	22	2-2	1.000	2-2	1.000	7-7	1.000	0	0	0.4	1	1	0	0	0	0	13	2.7	
Totals		0	170	17-45	.378	13-31	.419	21-27	.778	2	9	11	0.4	14	7	7	1	5	68	2.7

2018-19 (R-JUNIOR SEASON - OAKLAND)

Opponent	Date	gs	min	Total		3-Pointers		Free throws		Rebounds				pf	a	t/o	blk	stl	pts	avg	
				fg	fga	pct	3fg	3fga	pct	ft	fta	pct	off								def
TOLEDO	11/9/18	*	39	5-10	.500	4-9	.444	0-0	.000	0	0	0	0	0	0	3	6	1	0	14	14.0
WESTERN MICHIGAN	11/13/18	*	40	2-9	.222	2-7	.286	2-2	1.000	0	1	0.5	2	4	1	0	0	0	8	11.0	
at UNLV	11/16/18	*	36	4-8	.500	1-2	.500	3-3	1.000	1	2	3	1.3	1	3	1	0	0	12	11.3	
DEFIANCE	11/19/18	*	34	6-13	.462	4-10	.400	0-2	.000	2	6	8	3.0	2	9	0	0	1	16	12.5	
JAMES MADISON	11/23/18	*	35	3-11	.273	1-5	.200	2-2	1.000	0	0	0.24	0	4	0	0	0	0	9	11.8	
ORAL ROBERTS	11/24/18	*	37	7-12	.583	2-6	.333	15-15	1.000	0	2	2	2.3	1	3	1	1	3	31	15.0	
NORTHERN ILLINOIS	11/25/18	*	36	6-13	.462	3-5	.600	4-4	1.000	0	1	1	2.1	2	0	4	0	1	19	15.6	
at Xavier	12/01/18	*	37	3-11	.273	2-7	.286	0-0	.000	0	0	0	1.9	1	4	3	0	0	8	14.6	
at Fairfield	12/06/18	*	40	4-10	.400	4-8	.500	5-5	1.000	1	1	2	1.9	1	5	2	0	1	17	14.9	
at Northeastern	12/08/18	*	37	7-14	.500	5-9	.556	2-5	.400	1	1	2	1.9	4	3	1	0	3	21	15.5	
at HARTFORD	12/16/18	*	39	8-15	.533	7-12	.583	3-4	.750	0	2	2	1.9	2	6	2	0	0	26	16.5	
at Georgia	12/18/18	*	38	5-12	.417	4-9	.444	0-0	.000	0	1	1	1.8	2	2	4	0	2	14	16.3	
at Michigan St.	12/21/18	*	31	4-9	.444	4-6	.667	1-2	.500	1	4	5	2.1	2	1	3	0	0	13	16.0	
at Cleveland State	12/28/18	*	39	8-15	.533	4-10	.400	7-8	.875	2	5	7	2.4	1	2	2	0	1	27	16.8	
at Youngstown State	12/30/18	*	36	4-11	.364	3-7	.429	2-2	1.000	0	0	0	2.3	2	3	3	0	0	13	16.5	
NORTHERN KENTUCKY	01/03/19	*	38	5-14	.357	1-9	.111	4-4	1.000	0	3	3	2.3	2	6	3	0	1	15	16.4	
WRIGHT STATE	01/05/19	*	36	8-14	.571	6-10	.600	4-4	1.000	0	3	3	2.4	3	2	2	0	1	26	17.0	
MILWAUKEE	01/10/19	*	40	7-18	.389	5-14	.357	0-0	.000	0	3	3	2.4	2	3	2	2	0	19	17.1	
GREEN BAY	01/12/19	*	38	4-11	.364	3-8	.375	9-10	.900	1	2	3	2.4	3	6	2	0	2	20	17.3	
at Detroit Mercy	01/19/19	*	40	7-15	.467	6-13	.462	4-5	.800	0	2	2	2.4	0	2	2	0	2	24	17.6	
at IUPUI	01/24/19	*	38	7-20	.350	4-13	.308	0-0	.000	0	4	5	2.5	4	1	0	0	0	18	17.6	
at UIC	01/26/19	*	34	4-7	.571	3-6	.500	2-2	1.000	0	0	5	2.6	3	5	1	1	1	13	17.4	
YOUNGSTOWN STATE	01/31/19	*	37	6-21	.286	2-15	.133	5-5	1.000	3	2	5	2.7	2	3	0	0	1	19	17.5	
CLEVELAND STATE	02/02/19	*	34	5-12	.417	2-5	.400	8-8	1.000	1	3	4	2.8	1	4	1	1	0	20	17.6	
at Wright State	2/7/19	*	38	7-11	.636	5-7	.714	0-0	.000	0	3	3	2.8	0	4	3	0	1	19	17.6	
at Northern Ky.	02/09/19	*	37	6-13	.462	2-6	.333	2-2	1.000	0	1	1	2.7	4	0	1	0	3	16	17.6	
at Green Bay	2/14/19	*	34	3-12	.250	2-7	.286	0-0	.000	0	2	2	2.7	4	3	1	0	1	8	17.2	
at Milwaukee	02/16/19	*	37	3-10	.300	2-8	.250	1-2	.500	0	3	3	2.7	3	2	0	0	1	9	16.9	
DETROIT MERCY	02/23/19	*	37	3-9	.333	2-8	.250	6-6	1.000	1	1	2	2.7	4	3	0	0	0	14	16.8	
UIC	02/28/19	*	35	4-8	.500	1-4	.250	7-9	.778	0	6	2	2.8	3	6	7	1	3	16	16.8	
IUPUI	03/02/19	*	36	4-10	.400	2-7	.286	2-2	1.000	0	3	3	2.8	0	4	1	0	2	12	16.6	
YOUNGSTOWN STATE	03/06/19	*	40	6-13	.462	4-7	.571	7-11	.636	0	5	5	2.8	3	2	2	0	1	23	16.8	
vs Northern Kentucky	03/11/19	*	40	8-16	.500	7-14	.500	4-6	.667	0	5	5	2.9	2	3	4	0	3	27	17.2	
Totals			33	1223	173-407	425	109-273	399	111-310	854	14	82	96	29	69	114	60	6	37	566	17.2



#23 ZACH HARVEY

GUARD • 6-5 • 195 • FRESHMAN • HS • TOPEKA, KAN. (HAYDEN HS/PROLIFIC PREP ACADEMY)

Prior to Cincinnati: Originally reclassified to the 2020 class in September 2018 before reverting to the 2019 class ... as a 2020 prospect, tabbed a four-star prospect by 247Sports.com (No. 48) and Rivals.com (No. 50) ... was listed as the ninth-best shooting guard in the nation for the 2020 class by 247Sports.com ... attended Prolific Prep Academy in Napa, Calif., during the 2018-19 season, averaging 16.5 points, 4.9 assists and 4.8 rebounds through 11 games before an ankle injury sidelined him for the remainder of the year ... his squad posted a 29-7 record, advancing to the semifinals of the Grind Session National Championship ... played on the Under Armour Circuit for KC Run GMC during the 2018 summer, averaging 16.3 points and 3.6 rebounds while shooting 45.7 percent from the floor and 36.7 percent from three-point range ... earned class 4A-II all-state honors from both the Topeka Capital-Journal and Wichita Eagle as a junior after helping lead Hayden High School in Topeka to the state championship in 2017-18 ... averaged 23.1 points and scored a game-high 34 points with six three-pointers in the state championship game ... participated in the 2016 USA Basketball Junior National Team October minicamp and 2017 USA Basketball Men's U16 National Team training camp.

Personal: Born Feb. 23, 2001 in Kansas City, Kan. ... son of Jennifer Dieterich and DeCorey Harvey ... has one brother, Noah Jacobson ... mother played basketball at Kansas ... uncle, Jeff Dieterich, was a member of track and field team (threw the javelin) at Kansas ... right-handed.

SEASON & CAREER STATISTICS

2019-20 Season

	Pts	Career
1 at Ohio State, 11/6/19	1 at Ohio State, 11/6/19	
0	FG Atts	0
0	FG Made	0
0	3PT-FG Atts	0
0	3PT-FG Made	0
2 at Ohio State, 11/6/19	FT Atts	2 at Ohio State, 11/6/19
1 at Ohio State, 11/6/19	FT Made	1 at Ohio State, 11/6/19
1 at Ohio State, 11/6/19	Rebs	1 at Ohio State, 11/6/19
0	Assts	0
0	Stls	0
0	Blks	0
2 at Ohio State, 11/6/19	Mins	2 at Ohio State, 11/6/19

MISCELLANEOUS STATISTICS

CATEGORY

	2019-20	CAREER
Double-Figure Scoring Games	0	0
Double-Figure Rebounding Games	0	0
Double-Double Games	0	0
20-Point Scoring Games	0	0
Games Led Team in Scoring	0	0
Games Led Team in Rebounding	0	0
Games Led Team in Assists	0	0
Games With 3+ Assists	0	0
Games With 3+ Blocks	0	0
Games With 3+ Steals	0	0
Games With 3+ 3-Pointers	0	0

GAME-BY-GAME STATISTICS

2019-20 (R-FRESHMAN SEASON)

Season	gp-gs	min/avg	Total fg-fga	pct	3-Point fg-fga	pct	F-Throws ft-fa	pct	Rebounds off	def	tot	avg	pf	fo	ast	to	blk	stl	Scoring pts	avg
2019-20	1-0	2/2.0	0-1	.000	0-0	.000	1-2	.500	1	0	1	1.0	0	0	0	0	0	0	1	1.0
TOTAL	1-0	2/2.0	0-1	.000	0-0	.000	1-2	.500	1	0	1	1.0	0	0	0	0	0	0	1	1.0

CAREER STATISTICS

Season	gp-gs	min/avg	Total fg-fga	pct	3-Point fg-fga	pct	F-Throws ft-fa	pct	Rebounds off	def	tot	avg	pf	fo	ast	to	blk	stl	Scoring pts	avg
2019-20	1-0	2/2.0	0-1	.000	0-0	.000	1-2	.500	1	0	1	1.0	0	0	0	0	0	0	1	1.0
TOTAL	1-0	2/2.0	0-1	.000	0-0	.000	1-2	.500	1	0	1	1.0	0	0	0	0	0	0	1	1.0



#24 PRINCE TOYAMBI

FORWARD • 6-7 • 225 • R-FRESHMAN • HS • KINSHASA, CONGO (FRESNO HS [CALIF.]

2019-20 Season (Redshirt): Underwent a successful procedure on Monday, Oct. 14, to correct a cardiac issue discovered during the preseason ... A timetable for his return is not yet determined.

2018-19 Season (Redshirt): Did not see action ... named to the Bearcats Academic Honor Roll and Dean's List during the 2019 spring semester ... tabbed to The American's All-Academic Team.

Prior to Cincinnati: Averaged 17.4 points, 9.7 rebounds and 1.3 steals while shooting 58.7 percent (88 of 150) from the floor during 12 games for team "The Truth" at the NIKE EBYL and Peach Jam Invitational during the summer 2018 ... attended Fresno High School in Fresno, Calif. ... reclassified from the 2019 class to the 2018 class and signed with the Bearcats in early September.

Personal: Born Dec. 2, 2000 in Kinshasa, Congo ... has one sister: Magali Toyambi ... right-handed ... last name pronounced "toy-YAHM-bee."

SEASON & CAREER STATISTICS

2019-20		CAREER
0	Pts	0
0	FG Atts	0
0	FG Made	0
0	3PT-FG Atts	0
0	3PT-FG Made	0
0	FT Atts	0
0	FT Made	0
0	Rebs	0
0	Assts	0
0	Stls	0
0	Blks	0
0	Mins	0

MISCELLANEOUS STATISTICS

CATEGORY	2019-20	CAREER
Double-Figure Scoring Games	0	0
Double-Figure Rebounding Games	0	0
Double-Double Games	0	0
20-Point Scoring Games	0	0
Games Led UC in Scoring	0	0
Games Led UC in Rebounding	0	0
Games Led UC in Assists	0	0
Games With 3+ Assists	0	0
Games With 3+ Blocks	0	0
Games With 3+ Steals	0	0
Games With 3+ 3-Pointers	0	0

GAME-BY-GAME STATISTICS

2019-20 (R-FRESHMAN SEASON)

CAREER STATISTICS



#31 SAM MARTIN

GUARD • 5-10 • 170 • JUNIOR • 2L • CINCINNATI, OHIO (SUMMIT COUNTRY DAY)

2018-19 Season (Sophomore): Played in six games as a walk-on reserve, averaging 0.8 points and 0.5 assists in 2.2 minutes ... scored a career-high five points with an assist in five minutes against UAPB (11/27) ... named to the Bearcats Academic Honor Roll and Dean's List during the 2018 fall semester and the Bearcats Academic Honor Roll during the 2019 spring semester ... tabbed to The American's All-Academic Team.

2017-18 Season (Freshman): Played in 10 games as a walk-on reserve, averaging 0.2 points, 0.2 assists and 0.1 rebounds in 1.9 minutes ... collected his first collegiate points with a pair of free throws in two minutes against Richmond (11/21) ... handed out two assists in two minutes of play against Memphis (12/31) ... took two shots without a basket and grabbed a rebound in four minutes against Temple (1/24) ... named to the Bearcats Academic Honor Roll and Dean's List during the 2017 fall semester.

Prior to Cincinnati: Averaged 15.4 points, 3.0 rebounds, 2.8 assists and 2.4 steals as a senior at Summit Country Day ... helped guide the Silver Knights to a 26-1 record and regional championship appearance in 2016-17 ... named an Associated Press Division III second team all-state selection as a senior ... chosen Miami Valley Conference Player of the Year and earned league first team accolades as a junior and senior ... helped lead Summit Country Day to a pair of soccer state titles as a junior and senior, combining for a 42-4-1 record ... tallied 38 goals, 24 assists and 100 points as a senior ... named all-midwest region, all-state first team and all-southwest Ohio first team selection as a senior ... set records during 2016 for most goals in a state championship game, most goals in a state semifinal game and most goals and most points in the city ... played basketball for his father, Scott, at St. Xavier High School as a freshman and sophomore.

Personal: Born Nov. 16, 1998 in Cincinnati, Ohio ... son of Carrie and Scott Martin ... has two sisters, Rachel and Lily ... his father, Scott, played basketball at Rollins College (1988-91) ... right-handed.

SEASON & CAREER STATISTICS

2018-19 SEASON		CAREER
5 vs. Arkansas-Pine Bluff, 11/27/18	Pts	5 vs. Arkansas-Pine Bluff, 11/27/18
2, 2x (last vs. Ark.-Pine Bluff, 11/27/18)	FG Atts	2, 2x (last vs. Ark.-Pine Bluff, 11/27/18)
2 vs. Arkansas-Pine Bluff, 11/27/18	FG Made	2 vs. Arkansas-Pine Bluff, 11/27/18
1, 2x (last vs. UCF, 2/6/18)	3PT-FG Atts	1, 2x (last vs. UCF, 2/6/18)
0	3PT-FG Made	0
2 vs. Richmond, 11/21/17	FT Atts	2 vs. Richmond, 11/21/17
2 vs. Richmond, 11/21/17	FT Made	2 vs. Richmond, 11/21/17
1 vs. Temple, 1/24/18	Rebs	1 vs. Temple, 1/24/18
2 vs. Memphis, 12/31/17	Assts	2 vs. Memphis, 12/31/17
0	Stls	0
0	Blks	0
5 vs. Arkansas-Pine Bluff, 11/27/18	Mins	5 vs. Arkansas-Pine Bluff, 11/27/18

MISCELLANEOUS STATISTICS

CATEGORY	2017-18	2018-19	2019-20	CAREER
Double-Figure Scoring Games	0	0	0	0
Double-Figure Rebounding Games	0	0	0	0
Double-Double Games	0	0	0	0
20-Point Scoring Games	0	0	0	0
Games Led UC in Scoring	0	0	0	0
Games Led UC in Rebounding	0	0	0	0
Games Led UC in Assists	0	0	0	0
Games With 3+ Assists	0	0	0	0
Games With 3+ Blocks	0	0	0	0
Games With 3+ Steals	0	0	0	0
Games With 3+ 3-Pointers	0	0	0	0

GAME-BY-GAME STATISTICS

2019-20 (JUNIOR SEASON)

2018-19 (SOPHOMORE SEASON)


Opponent	Date	gs	min	Total		3-Pointers		Free throws		Rebounds			pf	a	t/o	blk	stl	pts	avg
				fg-fga	pct	3fg-fga	pct	ft-fa	pct	off	def	tot							
ARK.-PINE BLUFF	11/27/18	5	2-2	1.000	0-0	.000	1-1	1.000	0	0	0	0.0	0	1	0	0	0	5	5.0
NORTHERN KY.	12/04/18	1	0-0	.000	0-0	.000	0-0	.000	0	0	0	0.0	0	0	0	0	0	0	2.5
XAVIER	12/08/18	1	0-0	.000	0-0	.000	0-0	.000	0	0	0	0.0	0	0	0	0	0	0	1.7
UCLA	12/19/18	3	0-0	.000	0-0	.000	0-0	.000	0	0	0	0.0	2	1	0	0	0	0	1.3
TULANE	01/02/19	2	0-0	.000	0-0	.000	0-0	.000	0	0	0	0.0	0	1	0	0	0	0	1.0
TULSA	01/24/19	1	0-0	.000	0-0	.000	0-0	.000	0	0	0	0.0	0	0	0	0	0	0	0.8
Totals		0	13	2-2	1.000	0-0	.000	1-1	1.000	0	0	0.0	2	3	0	0	0	5	0.8

2017-18 (FRESHMAN SEASON)

Opponent	Date	gs	min	Total		3-Pointers		Free throws		Rebounds			pf	a	t/o	blk	stl	pts	avg
				fg-fga	pct	3fg-fga	pct	ft-fa	pct	off	def	tot							
SAVANNAH STATE	11/10/17	1	0-0	.000	0-0	.000	0-0	.000	0	0	0	0.0	0	0	0	0	0	0	0.0
WESTERN CAROLINA	11/13/17	1	0-1	.000	0-0	.000	0-0	.000	0	0	0	0.0	0	0	0	0	0	0	0.0
COPPIN STATE	11/16/17	1	0-0	.000	0-0	.000	0-0	.000	0	0	0	0.0	0	0	0	0	0	0	0.0
vs Richmond	11/21/17	2	0-0	.000	0-0	.000	2-2	1.000	0	0	0	0.0	2	0	0	0	0	2	0.5
vs Wyoming	11/22/17	1	0-0	.000	0-0	.000	0-0	.000	0	0	0	0.0	1	0	1	0	0	0	0.4
ALABAMA STATE	11/27/17	1	0-0	.000	0-0	.000	0-0	.000	0	0	0	0.0	0	0	0	0	0	0	0.3
UA-PINE BLUFF	12/19/17	2	0-1	.000	0-1	.000	0-0	.000	0	0	0	0.0	0	0	1	0	0	0	0.3
MEMPHIS	12/31/17	2	0-0	.000	0-0	.000	0-0	.000	0	0	0	0.0	1	2	0	0	0	0	0.3
TEMPLE	01/24/18	4	0-2	.000	0-0	.000	0-0	.000	0	1	1	0.1	1	0	0	0	0	0	0.2
UCF	02/06/18	4	0-1	.000	0-1	.000	0-0	.000	0	0	0	0.1	0	0	0	0	0	0	0.2
Totals		0	19	0-5	.000	0-2	.000	2-2	1.000	0	1	0.1	5	2	2	0	0	2	0.2

CAREER STATISTICS

			Total		3-Point		F-Throws		Rebounds										Scoring	
Season	gp-gs	min/avg	fg-fga	pct	fg-fga	pct	ft-fa	pct	off	def	tot	avg	pf	fo	ast	to	blk	stl	pts	avg
2017-18	10-0	19/1.9	0-5	.000	0-2	.000	2-2	1.000	0	1	1	0.1	5	0	2	2	0	0	2	0.2
2018-19	6-0	13/2.2	2-2	1.000	0-0	.000	1-1	1.000	0	0	0	0.0	2	0	3	0	0	0	5	0.8
TOTAL	16-0	32/2.0	2-7	.286	0-2	.000	3-3	1.000	0	1	1	0.1	7	0	5	2	0	0	7	0.4



#32 JOHN KOZ

GUARD • 6-1 • 200 • SENIOR • 3L • CLEVELAND, OHIO (BAY HS)

2018-19 Season (Junior): Played in five games as a walk-on reserve, averaging 0.4 points and 0.4 rebounds in 1.8 minutes ... scored on a layup in two minute of play against Tulane (1/2) ... grabbed a rebound in two minutes against Arkansas-Pine Bluff (11/27) ... named to the Bearcats Academic Honor Roll during the fall 2018 semester.

2017-18 Season (Sophomore): Played in eight games as a walk-on reserve, averaging 0.3 points, 0.3 rebounds and 0.1 assists in 1.3 minutes ... scored his first collegiate basketball in two minutes against Temple (1/24) ... grabbed two rebounds in two minutes against UCF (2/6) ... handed out an assist in one minute against Alabama State (11/27) ... named to the Bearcats Academic Honor Roll during the 2017 fall semester.

2016-17 Season (Freshman): Played in six games as a walk-on reserve, averaging 0.0 points, 0.3 rebounds and 0.3 assists in 1.7 minutes ... grabbed one rebound and handed out one assist against both Bowling Green (12/4) and USF (1/29) ... attempted one shot against Texas Southern (12/13) and USF (1/29) ... played a season-high three minutes against USF (1/29) ... named to Bearcats Academic Honor Roll during 2016 fall and 2017 spring semesters.

Prior to Cincinnati: Averaged 21.6 points, 4.8 rebounds and 2.4 assists as a senior at Bay High School, helping lead the Rockets to a 25-4 record and the school's first appearance in the Division II state semifinals ... set the school record for career points (1,279) and points in a season (604 as a senior) ... named the Great Lakes Conference Most Valuable Player in 2015-16 ... named all-state twice and all-conference three times ... helped lead Bay High School to two conference championships ... three-year starting quarterback on football team, missed most of senior campaign due to injury but still helped the Rockets to a 10-win season ... guided the team to the school's first playoff wins as a junior ... coached in basketball by Jared Shetzer and football by Ron Rutt.

Personal: Born December 19, 1997 in Cleveland, Ohio ... son of Courtney and John Koz ... has three sisters: Chloe, Claudia and Kayla ... his cousin, Matt Koz, wrestled at Chattanooga ... his dad played football at Baldwin Wallace ... right-handed ... pronunciation of last name rhymes with nose.

SEASON & CAREER STATISTICS

2018-19 SEASON		CAREER
2, 2x (last vs. Tulane, 1/2/19)	Pts	2, 2x (last vs. Tulane, 1/2/19)
2 vs. Tulane, 1/2/19	FG Atts	2 vs. Tulane, 1/2/19
1, 2x (last vs. Tulane, 1/2/19)	FG Made	1, 2x (last vs. Tulane, 1/2/19)
0	3PT-FG Atts	1, 2x (last vs. USF, 1/29/17)
0	3PT-FG Made	0
0	FT Atts	0
0	FT Made	0
2 vs. UCF, 2/6/18	Rebs	2 vs. UCF, 2/6/18
1 vs. Alabama State, 11/27/17	Assts	1, 3x (last vs. Alabama State, 11/27/17)
0	Stls	0
0	Blks	0
2, 5x (last vs. Tulane, 1/2/19)	Mins	3 vs. USF, 1/29/17

MISCELLANEOUS STATISTICS

CATEGORY	2016-17	2017-18	2018-19	2019-20	CAREER
Double-Figure Scoring Games	0	0	0	0	0
Double-Figure Rebounding Games	0	0	0	0	0
Double-Double Games	0	0	0	0	0
20-Point Scoring Games	0	0	0	0	0
Games Led UC in Scoring	0	0	0	0	0
Games Led UC in Rebounding	0	0	0	0	0
Games Led UC in Assists	0	0	0	0	0
Games With 3+ Assists	0	0	0	0	0
Games With 3+ Blocks	0	0	0	0	0
Games With 3+ Steals	0	0	0	0	0
Games With 3+ 3-Pointers	0	0	0	0	0

GAME-BY-GAME STATISTICS

2019-20 (SENIOR SEASON)

Opponent	Date	gs	min	Total	3-Pointers	Free throws	Rebounds	pf	a	tio	blk	stl	pts	avg
vs George Mason	11/23/18	2	0-0	.000	0-0	.000	0-0	.000	0	0	0	0	0	0.0
ARK-PINE BLUFF	11/27/18	2	0-0	.000	0-0	.000	0-0	.000	0	1	1	0.5	0	0.0
UCLA	12/19/18	2	0-0	.000	0-0	.000	0-0	.000	0	0	0	0.3	0	0.0
TULANE	01/02/19	2	1-2	.500	0-0	.000	0-0	.000	0	0	0	0.3	0	0.0
TULSA	01/24/19	1	0-0	.000	0-0	.000	0-0	.000	0	1	1	0.4	0	0.4
Totals		0	9	1-2	.500	0-0	.000	0-0	.000	0	2	2	0.4	0.4

2018-19 (JUNIOR SEASON)

Opponent	Date	gs	min	Total	3-Pointers	Free throws	Rebounds	pf	a	tio	blk	stl	pts	avg
vs George Mason	11/23/18	2	0-0	.000	0-0	.000	0-0	.000	0	0	0	0	0	0.0
ARK-PINE BLUFF	11/27/18	2	0-0	.000	0-0	.000	0-0	.000	0	1	1	0.5	0	0.0
UCLA	12/19/18	2	0-0	.000	0-0	.000	0-0	.000	0	0	0	0.3	0	0.0
TULANE	01/02/19	2	1-2	.500	0-0	.000	0-0	.000	0	0	0	0.3	0	0.0
TULSA	01/24/19	1	0-0	.000	0-0	.000	0-0	.000	0	1	1	0.4	0	0.4
Totals		0	9	1-2	.500	0-0	.000	0-0	.000	0	2	2	0.4	0.4

2017-18 (SOPHOMORE SEASON)

Opponent	Date	gs	min	Total	3-Pointers	Free throws	Rebounds	pf	a	tio	blk	stl	pts	avg
SAVANNAH STATE	11/10/17	1	0-0	.000	0-0	.000	0-0	.000	0	0	0	0	0	0.0
WESTERN CAROLINA	11/13/17	1	0-0	.000	0-0	.000	0-0	.000	0	0	0	0	0	0.0
COPPIN STATE	11/16/17	1	0-0	.000	0-0	.000	0-0	.000	0	0	0	0	0	0.0
ALABAMA STATE	11/27/17	1	0-0	.000	0-0	.000	0-0	.000	0	0	0	0	0	0.0
UA-PINE BLUFF	12/19/17	1	0-0	.000	0-0	.000	0-0	.000	0	0	0	0	0	0.0
MEMPHIS	12/31/17	1	0-0	.000	0-0	.000	0-0	.000	0	0	0	0	0	0.0
TEMPLE	01/24/18	2	1-1	1.000	0-0	.000	0-0	.000	0	0	0	0	0	0.0
UCF	02/06/18	2	0-0	.000	0-0	.000	0-0	.000	1	1	2	0.3	0	0.3
Totals		0	10	1-1	1.000	0-0	.000	0-0	.000	1	1	2	0.3	0.3

2016-17 (FRESHMAN SEASON)

Opponent	Date	gs	min	Total	3-Pointers	Free throws	Rebounds	pf	a	tio	blk	stl	pts	avg
ALBANY	11/14/16	1	0-0	.000	0-0	.000	0-0	.000	0	0	0	0	0	0.0
BOWLING GREEN	12/04/16	1	0-0	.000	0-0	.000	0-0	.000	0	1	1	0.5	0	0.0
TEXAS SOUTHERN	12/13/16	1	0-1	.000	0-1	.000	0-0	.000	0	0	0	0.3	0	0.0
FAIRLEIGH DICKINSON	12/17/16	2	0-0	.000	0-0	.000	0-0	.000	0	0	0	0.3	0	0.0
TULANE	01/01/17	2	0-0	.000	0-0	.000	0-0	.000	0	0	0	0.2	0	0.0
USF	01/29/17	3	0-1	.000	0-1	.000	0-0	.000	0	1	1	0.3	0	0.0
Totals		0	10	0-2	.000	0-2	.000	0-0	.000	0	2	2	0.3	0.3

CAREER STATISTICS

			Total		3-Point		F-Throws		Rebounds											Scoring	
Season	gp-gs	min/avg	fg-fga	pct	fg-fga	pct	ft-fga	pct	off	def	tot	avg	pf	fo	ast	to	blk	stl	pts	avg	
2016-17	6-0	10/1.7	0-2	.000	0-2	.000	0-0	.000	0	2	2	0.3	0	0	2	0	0	0	0	0.0	
2017-18	8-0	10/1.3	1-1	1.000	0-0	.000	0-0	.000	1	1	2	0.3	0	0	1	1	0	0	2	0.3	
2018-19	5-0	9/1.8	1-2	.500	0-0	.000	0-0	.000	0	2	2	0.4	0	0	0	1	0	0	2	0.4	
TOTAL	19-0	29/1.5	2-5	.400	0-2	.000	0-0	.000	1	5	6	0.3	0	0	3	2	0	0	4	0.2	



#33 CHRIS VOGT

CENTER • 7-1 • 260 • JUNIOR • TR • MAYFIELD, KY. (GRAVES COUNTY HS/NORTHERN KENTUCKY)

MOMENTS

- » Posted a double-double with 20 points and 14 rebounds vs. Green Bay (1/24/19).
- » Tallied 16 points on 7-of-10 shooting with seven rebounds against Detroit Mercy (3/6/19).

Prior to Cincinnati: Saw action in all 35 games, averaging 4.5 points, 3.7 rebounds and 1.2 blocks while shooting 57.7 percent from the floor in 12.8 minutes as a reserve during his sophomore season at Northern Kentucky in 2018-19 ... tallied a career-high 20 points and 14 rebounds against Green Bay (1/24/19) ... posted 16 points on 8-of-12 shooting at Milwaukee (2/28/19) ... tallied 16 points on 7-of-10 shooting with eight rebounds against Detroit Mercy (3/6/19) ... played in 13 games as a reserve, averaging 1.1 points and 0.7 rebounds in 3.2 minutes as a freshman in 2017-18 ... averaged 16.5 points, 9.2 rebounds and 5.1 blocks as a senior at Graves County High School, helping the Eagles to a 27-8 mark, a ninth region championship and appearance at the 2017 KHSAA Sweet Sixteen tournament ... a dominating shot blocker in high school, his 488 career blocks rank second most in state history ... his 190 blocks as a junior rank as the third most in a season in state history ... tied the state high mark for blocks in a game with 17 while registering a triple-double with 16 rebounds and 12 points against Webster County on Jan. 16, 2016 ... also rejected 16 shots against Caldwell County later that same season ... finished with 1,441 career points, fourth most in school history, while helping the Eagles to a 96-35 career record.

Personal: Born Feb. 8, 1999 in Mayfield, Ky. ... son of Allyson and Jim Vogt ... has two brothers, Ryan and Eric ... right-handed.

SEASON & CAREER STATISTICS

2019-20 Season		Career
4 at Ohio State, 11/6/19	Pts	20 vs. Green Bay, 1/24/19#
5 at Ohio State, 11/6/19	FG Atts	13 vs. Green Bay, 1/24/19#
2 at Ohio State, 11/6/19	FG Made	9 vs. Green Bay, 1/24/19#
0	3PT-FG Atts	0
0	3PT-FG Made	0
2 at Ohio State, 11/6/19	FT Atts	9 vs. Manhattan, 11/17/18#
0	FT Made	4, 2x (last vs. Detroit Mercy, 2/7/19)#
4 at Ohio State, 11/6/19	Rebs	14 vs. Green Bay, 1/24/19#
0	Assts	3 vs. Green Bay, 1/24/19#
0	Stls	1, 13x (last vs. Detroit Mercy, 3/6/19)#
1 at Ohio State, 11/6/19	Blks	4, 2x (last at Green Bay, 3/2/19)#
13 at Ohio State, 11/6/19	Mins	28 at Milwaukee, 2/28/19#
#- Statistics from playing career at Northern Kentucky		

MISCELLANEOUS STATISTICS

CATEGORY	2017-18	2018-19	2019-20	CAREER
Double-Figure Scoring Games	0	3	0	3
Double-Figure Rebounding Games	0	2	0	2
Double-Double Games	0	1	0	1
20-Point Scoring Games	0	1	0	1
Games Led Team in Scoring	0	1	0	1
Games Led Team in Rebounding	0	5	0	5
Games Led UC in Assists	0	0	0	0
Games With 3+ Assists	0	1	0	1
Games With 3+ Blocks	0	7	0	7
Games With 3+ Steals	0	0	0	0
Games With 3+ 3-Pointers	0	0	0	0

CAREER STATISTICS

			Total		3-Point		F-Throws		Rebounds											Scoring	
Season	gp-gs	min/avg	fg-fga	pct	fg-fga	pct	ft-fga	pct	off	def	tot	avg	pf	fo	ast	to	blk	stl	pts	avg	
2017-18*	13-0	42/3.2	6-10	.600	0-0	.000	2-6	.333	0	9	9	0.7	8	0	3	2	4	2	14	1.1	
2018-19*	35-2	448/12.8	64-111	.577	0-0	.000	30-78	.385	47	82	129	3.7	87	2	20	36	42	10	158	4.5	
2019-20	1-1	13/13.0	2-5	.400	0-0	.000	0-2	.000	1	3	4	4.0	5	1	0	1	1	0	4	4.0	
TOTAL	1-1	13/13.0	2-5	.400	0-0	.000	0-2	.000	1	3	4	4.0	5	1	0	1	1	0	4	4.0	
All*	49-3	503/10.3	72-126	.571	0-0	.000	32-86	.372	48	94	142	2.9	100	3	23	39	47	12	176	3.6	

* Statistics from prior team/school



#33 CHRIS VOGT

CENTER • 7-1 • 260 • JUNIOR • TR • MAYFIELD, KY. (GRAVES COUNTY HS/NORTHERN KENTUCKY)

GAME-BY-GAME STATISTICS

2019-20 (JUNIOR SEASON - CINCINNATI)

Opponent	Date	gs	min	Total		3-Pointers		Free throws		Rebounds				pf	a	t/o	blk	stl	pts	avg	
				fg-fga	pct	3fg-fga	pct	ft-fa	pct	off	def	tot	avg								
at Ohio St.	11/06/19	*	13	2-5	.400	0-0	.000	0-2	.000	1	3	4	4.0	5	0	1	1	0	4	4.0	
Totals			1	13	2-5	.400	0-0	.000	0-2	.000	1	3	4	4.0	5	0	1	1	0	4	4.0

2018-19 (SOPHOMORE SEASON - NORTHERN KENTUCKY)

Opponent	Date	gs	min	Total		3-Pointers		Free throws		Rebounds				pf	a	t/o	blk	stl	pts	avg
				fg	fga	3fg	3fga	ft	fta	off	def	tot								
WILMINGTON	11/06/18	15	2-3	.667	0-0	.000	2-4	.500	3	2	5	5.0	3	2	0	3	0	6	6.0	
at Northern Ill.	11/09/18	14	2-2	1.000	0-0	.000	1-2	.500	2	2	4	4.5	4	0	1	1	1	5	5.5	
WABASH	11/11/18	17	1-2	.500	0-0	.000	0-0	.000	0	2	2	3.7	3	1	2	0	0	2	4.3	
UNC ASHEVILLE	11/16/18	14	2-2	1.000	0-0	.000	4-7	.571	1	0	1	3.0	2	1	1	2	1	8	5.3	
MANHATTAN	11/17/18	17	2-4	.500	0-0	.000	3-9	.333	5	3	8	4.0	1	0	1	4	1	7	5.6	
COASTAL CARO.	11/18/18	8	1-2	.500	0-0	.000	1-2	.500	2	1	3	3.8	4	0	0	1	0	3	5.2	
at UCF	11/24/18	8	1-1	1.000	0-0	.000	0-2	.000	0	2	2	3.6	5	0	0	1	0	2	4.7	
at Morehead State	11/27/18	17	2-3	.667	0-0	.000	0-0	.000	0	3	3	3.5	3	1	1	1	1	4	4.6	
UMBC	11/30/18	10	0-1	.000	0-0	.000	1-2	.500	0	2	2	3.3	5	0	1	0	0	1	4.2	
at Cincinnati	12/04/18	21	2-4	.500	0-0	.000	1-6	.167	1	1	2	3.2	2	1	1	0	0	5	4.3	
at Eastern Kentucky	12/08/18	14	3-3	1.000	0-0	.000	0-1	.000	5	7	12	4.0	2	0	1	1	0	6	4.5	
MIAMI (OH)	12/16/18	10	1-3	.333	0-0	.000	1-2	.500	0	3	3	3.9	3	0	1	0	0	3	4.3	
NORTHERN ILL.	12/20/18	9	1-1	1.000	0-0	.000	0-3	.000	0	3	3	3.8	2	0	0	1	0	2	4.2	
IUPUI	12/28/18	11	1-3	.333	0-0	.000	0-0	.000	0	2	2	3.7	2	0	2	2	0	2	4.0	
UIC	12/30/18	8	1-1	1.000	0-0	.000	0-2	.000	2	1	3	3.7	2	1	0	0	0	2	3.9	
at OAKLAND	01/03/19	9	1-2	.500	0-0	.000	0-0	.000	0	0	0	3.4	4	0	0	2	0	2	3.8	
at Detroit Mercy	01/05/19	11	1-3	.333	0-0	.000	0-0	.000	0	3	3	3.4	2	1	0	0	0	2	3.6	
WRIGHT ST.	01/11/19	7	0-1	.000	0-0	.000	0-0	.000	0	4	4	3.4	4	0	2	0	0	0	3.4	
at Cleveland State	1/17/19	6	1-3	.333	0-0	.000	0-0	.000	1	0	1	3.3	2	0	1	0	0	2	3.4	
at Youngstown State	1/19/19	10	2-3	.667	0-0	.000	0-1	.000	1	2	3	3.3	0	0	1	0	1	4	3.4	
GREEN BAY	01/24/19	26	9-13	.692	0-0	.000	2-5	.400	7	7	14	3.8	1	3	3	3	1	20	4.2	
MILWAUKEE	01/26/19	16	0-3	.000	0-0	.000	2-7	.286	2	1	3	3.8	0	1	1	3	0	2	4.1	
at IUPUI	02/01/19	17	2-4	.500	0-0	.000	2-3	.667	0	2	2	3.7	3	1	1	3	0	6	4.2	
at UIC	02/03/19	13	0-1	.000	0-0	.000	1-4	.250	0	2	2	3.6	2	0	1	2	0	1	4.0	
DETROIT MERCY	02/07/19	14	2-3	.667	0-0	.000	4-5	.800	4	5	9	3.8	2	1	0	0	0	8	4.2	
OAKLAND	02/09/19	7	0-1	.000	0-0	.000	0-0	.000	1	2	3	3.8	2	0	0	0	1	0	4.0	
at Wright St.	2/15/19	5	0-3	.000	0-0	.000	0-0	.000	0	2	2	3.7	1	0	2	0	0	0	3.9	
YOUNGSTOWN STATE	02/21/19	11	3-3	1.000	0-0	.000	0-2	.000	1	1	2	3.7	0	0	0	2	0	6	4.0	
CLEVELAND STATE	02/23/19	10	2-3	.667	0-0	.000	0-0	.000	1	1	2	3.6	3	1	1	1	0	4	4.0	
at Milwaukee	02/28/19	* 28	8-12	.667	0-0	.000	0-2	.000	2	2	4	3.6	2	1	1	0	1	16	4.4	
at Green Bay	3/2/19	* 21	0-1	.000	0-0	.000	3-4	.750	0	5	5	3.7	4	0	2	4	1	3	4.3	
DETROIT MERCY	03/06/19	20	7-10	.700	0-0	.000	2-3	.667	3	5	8	3.8	2	2	1	1	1	16	4.7	
vs OAKLAND	03/11/19	15	4-6	.667	0-0	.000	0-0	.000	3	4	7	3.9	4	1	4	3	0	8	4.8	
vs Wright St.	03/12/19	5	0-0	.000	0-0	.000	0-0	.000	0	0	0	3.8	4	1	1	0	0	0	4.6	
vs Texas Tech	03/22/19	4	0-1	.000	0-0	.000	0-0	.000	0	0	0	3.7	2	0	2	1	0	0	4.5	
Totals		2	448	64-111	.577	0-0	.000	30-78	.385	47	82	129	3.7	87	20	36	42	10	158	4.5

2017-18 (FRESHMAN SEASON - NORTHERN KENTUCKY)

Opponent	Date	gs	min	Total		3-Pointers		Free throws		Rebounds				pf	a	t/o	blk	stl	pts	avg
				fg-fga	pct	3fg-fga	pct	ft-f/ta	pct	off	def	tot	avg							
EAST TENNESSEE STAT	11/10/17		dnp	-	-	-	-	-	-	-	-	-	-	-	-	-	-	-	-	-
WILMINGTON	11/12/17	11	3-5	.600	0-0	.000	2-3	.667	0	0	0	0.0	3	1	0	0	1	8	8.0	
vs James Madison	11/17/17		dnp	-	-	-	-	-	-	-	-	-	-	-	-	-	-	-	-	-
vs IONA	11/18/17		dnp	-	-	-	-	-	-	-	-	-	-	-	-	-	-	-	-	-
vs Vermont	11/19/17		dnp	-	-	-	-	-	-	-	-	-	-	-	-	-	-	-	-	-
at Memphis	11/25/17		dnp	-	-	-	-	-	-	-	-	-	-	-	-	-	-	-	-	-
BEREA	11/29/17	15	2-2	1.000	0-0	.000	0-1	.000	0	5	5	2.5	3	1	0	1	1	4	6.0	
MOREHEAD STATE	12/02/17	3	0-0	.000	0-0	.000	0-2	.000	0	1	1	2.0	0	0	1	0	0	0	4.0	
at EAST TENNESSEE STA	12/06/17	1	0-0	.000	0-0	.000	0-0	.000	0	0	0	1.5	0	0	0	0	0	0	3.0	
EASTERN KENTUCKY	12/10/17	0	0-0	.000	0-0	.000	0-0	.000	0	0	0	1.2	0	0	0	0	0	0	2.4	
at UMBC Retrievers	12/17/17		dnp	-	-	-	-	-	-	-	-	-	-	-	-	-	-	-	-	-
at Texas A&M	12/19/17		dnp	-	-	-	-	-	-	-	-	-	-	-	-	-	-	-	-	-
IUPUI	12/28/17		dnp	-	-	-	-	-	-	-	-	-	-	-	-	-	-	-	-	-
UIC	12/30/17	3	0-0	.000	0-0	.000	0-0	.000	0	0	0	1.0	0	1	0	1	0	0	2.0	
at Oakland	01/05/18		dnp	-	-	-	-	-	-	-	-	-	-	-	-	-	-	-	-	-
at Detroit Mercy	01/07/18		dnp	-	-	-	-	-	-	-	-	-	-	-	-	-	-	-	-	-
WRIGHT STATE	01/11/18		dnp	-	-	-	-	-	-	-	-	-	-	-	-	-	-	-	-	-
CLEVELAND STATE	01/15/18	0	0-0	.000	0-0	.000	0-0	.000	0	0	0	0.9	0	0	0	0	0	0	1.7	
at Milwaukee	01/18/18	2	0-0	.000	0-0	.000	0-0	.000	0	0	0	0.8	1	0	0	0	0	0	1.5	
at Green Bay	01/20/18		dnp	-	-	-	-	-	-	-	-	-	-	-	-	-	-	-	-	-
OAKLAND	01/26/18		dnp	-	-	-	-	-	-	-	-	-	-	-	-	-	-	-	-	-
DETROIT MERCY	01/28/18	3	1-1	1.000	0-0	.000	0-0	.000	0	1	1	0.8	1	0	0	1	0	2	1.6	
at Youngstown State	02/01/18		dnp	-	-	-	-	-	-	-	-	-	-	-	-	-	-	-	-	-
at Cleveland State	02/03/18	2	0-0	.000	0-0	.000	0-0	.000	0	1	1	0.8	0	0	1	1	0	0	1.4	
MILWAUKEE	02/08/18		dnp	-	-	-	-	-	-	-	-	-	-	-	-	-	-	-	-	-
GREEN BAY	02/10/18		dnp	-	-	-	-	-	-	-	-	-	-	-	-	-	-	-	-	-
at Wright State	02/16/18		dnp	-	-	-	-	-	-	-	-	-	-	-	-	-	-	-	-	-
YOUNGSTOWN STATE	02/19/18	1	0-0	.000	0-0	.000	0-0	.000	0	0	0	0.7	0	0	0	0	0	0	1.3	
at UIC	02/23/18		dnp	-	-	-	-	-	-	-	-	-	-	-	-	-	-	-	-	-
at IUPUI	02/25/18	0	0-0	.000	0-0	.000	0-0	.000	0	0	0	0.7	0	0	0	0	0	0	1.2	
vs Cleveland State	03/03/18		dnp	-	-	-	-	-	-	-	-	-	-	-	-	-	-	-	-	-
at LOUISVILLE	3/13/18	1	0-2	.000	0-0	.000	0-0	.000	0	1	1	0.7	0	0	0	0	0	0	1.1	
Totals		0	42	6-10	.600	0-0	.000	2-6	.333	0	9	9	0.7	8	3	2	4	2	14	1.1



#34 JARRON CUMBERLAND

GUARD • 6-5 • 210 • SENIOR • 3L • WILMINGTON, OHIO (WILMINGTON HS)

CONFERENCE AWARDS

- » Tournament MVP (2019)
- » Player of the Year (2018-19)
- » First Team (2018-19) Unanimous pick
- » Player of the Week (5x: 12/24/18; 11/26/18; 1/30/17; 1/21/19; 1/28/19)
- » Weekly Honor Roll (4x: 2/18/19, 2/11/19, 2/4/19 & 1/14/19)
- » All-Rookie Team (2016-17)
- » Co-Sixth Man of the Year (2016-17)
- » Rookie of the Week (3x: 3/6/16; 1/2/17 & 12/19/16)

OTHER HONORS

- » Tabbed an AP honorable mention All-American (2018-19)
- » Named one of 10 semifinalists for the 2019 Jerry West Shooting Guard of the Year Award.
- » Named to 2019 Citizen Naismith Midseason Team
- » Named to the 2019 Lute Olson Mid-Season Watch List

MOMENTS

- » Scored 33 points on 11-of-24 shooting against No. 11 Houston (3/17/19), marking the most points scored in AAC Tournament championship game history.

2019-20 PRESEASON HONORS: AAC Preseason Player of the Year (coaches) ... Jerry West Shooting Guard of the Year Award Watch List (20 players) ... Citizen Naismith Men's Player of the Year Watch List (50 players) ... Wendy's Wooden Award Watch List (50 players) ... Lute Olson Player of the Year Watch List (40 players) ... NABC Player of the Year Watch List (20 players) ... First-Team All-America (Lindy's Sports Magazine) ... Second Team All-America (Sporting News) ... Second Team All-America (The Athletic) ... Third-Team All-America (NBCSports.com) ... Ranked No. 10 among nation's Top 100 Players (CBS Sports) ... Ranked No. 13 among nation's Top 25 Players (ESPN).

2018-19 Season (Junior): Started all 35 games, averaging 18.8 points, 4.4 rebounds, 3.6 assists and 1.1 steals in 32.5 minutes ... named Associated Press Honorable Mention All-America, American Athletic Conference Player of the Year, the American Championship Tournament Most Outstanding Player and a unanimous first-team all-conference selection ... earned NABC All-District 25 First Team honors ... named one of 10 semifinalists for the 2019 Jerry West Shooting Guard of the Year Award Watch List, selected to the Citizen Naismith Midseason Team and the Lute Olson Midseason Watch List ... named the 2018 Emerald Coast Classic Tournament Most Valuable Player ... recognized by The American nine times for weekly awards (AAC Player of the Week [five weeks] and AAC Weekly Honor Roll [four weeks]) ... set an AAC Tournament championship game record, scoring 33 points on 11-of-24 shooting with eight rebounds against No. 11 Houston (3/17) ... earned AAC Tournament Most Outstanding Player accolades, averaging 23.3 points, 6.0 rebounds and 4.3 assists during the three-game event ... scored 657 points during 2018-19, the 10th most points scored in a season in school history and the most since Sean Kilpatrick (701 points in 2013-14) ... became the 53rd member of Cincinnati's 1,000-point club, finishing the season 20th on the list with 1,363 career points ... ranked among the league leaders in eight categories: points (third at 18.8), three-point field goal percentage (seventh at .388), three-point field goals made (seventh at 2.3), free throw percentage (10th at .773), assists (11th at 3.6), assist-to-turnover ratio (13th at 1.3), minutes played (14th at 32.5) and steals (15th at 1.1) ... scored a career-high 34 points on 9-of-20 shooting, going 14 of 15 from the free throw line with four steals against USF (1/15) ... scored a game-high 27 points, tying a career-high with six three-pointers to go with six rebounds and a game-high five assists against Wichita State (2/17) ... scored 20 or more points 17 times, most 20-points games in a season since Sean Kilpatrick (19 in 2013-14) ... hit 80 three-pointers, most in a season since Sean Kilpatrick (93 in 2013-14) ... scored in double figures in 33 of 35 games, leading the Bearcats in scoring 22 times.

2017-18 Season (Sophomore): Started all 36 games, averaging 11.5 points, 4.0 rebounds, 2.9 assists, 1.0 steals in 28.9 minutes ... named to The American's Weekly Honor Roll three times (11/20, 1/2, 1/15) ... ranked second on the team, averaging 14.0 points during five postseason games ... registered his first collegiate double-double, scoring a career-high 27 points on 8-of-17 shooting with four three-pointers to go with a career-high 11 rebounds against Georgia State (3/16). It marked the most points scored by a Bearcat in an NCAA Tournament game during the Mick Cronin coaching era (since 2006-07) ... finished the season ranked 24th in the league in scoring (11.5) ... ranked among the league leaders during conference play in assists (12th at 2.9), free throw percentage (15th at .736) and scoring (26th at 11.4) ... tied teammate Jacob Evans III with a team-high 60 three-pointers ... made as many as four three-pointers in six games ... scored 20 points on 6-of-9 shooting with four threes against Western Carolina (11/13) ... scored 18 points with four threes and five assists against Memphis (3/10) in the semifinals of the American Championship ... scored in double figures in 22 games ... made at least one three-pointer in 28 of 36 games, including 15 of 18 conference contests.

SEASON & CAREER STATISTICS

2019-20 Season

13 at Ohio State, 11/6/19	Pts	34 vs. USF, 1/15/19
13 at Ohio State, 11/6/19	FG Atts	25 at Houston, 2/10/19
4 at Ohio State, 11/6/19	FG Made	11, 2x (last vs. Houston, 3/17/19)
5 at Ohio State, 11/6/19	3PT-FG Atts	11 vs. Georgia State, 3/16/18
0	3PT-FG Made	6, 2x (last vs. Wichita State, 2/17/19)
9 at Ohio State, 11/6/19	FT Atts	17 at Temple, 1/27/19
5 at Ohio State, 11/6/19	FT Made	14 vs. USF, 1/15/19
3 at Ohio State, 11/6/19	Rebs	11 vs. Georgia State, 3/16/18
3 at Ohio State, 11/6/19	Assts	8, 3x (last 8 vs. SMU, 3/15/19)
0	Stls	5 vs. SMU, 3/12/17
0	Blks	3 vs. ECU, 1/20/18
33 at Ohio State, 11/6/19	Mins	42 vs. UConn, 1/12/19

MISCELLANEOUS STATISTICS

CATEGORY	2016-17	2017-18	2018-19	2019-20	CAREER
Double-Figure Scoring Games	14	22	33	1	70
Double-Figure Rebounding Games	0	1	0	0	1
Double-Double Games	0	1	0	0	1
20-Point Scoring Games	1	2	17	0	20
Games Led UC in Scoring	6	8	22	1	37
Games Led UC in Rebounding	1	1	6	0	8
Games Led UC in Assists	2	11	20	1	34
Games With 3+ Assists	5	19	24	1	49
Games With 3+ Blocks	0	0	0	0	0
Games With 3+ Steals	4	2	3	0	9
Games With 3+ 3-Pointers	5	8	13	0	26

2016-17 Season (Freshman): Played in 35 games as a reserve, averaging 8.3 points, 2.4 rebounds, 1.5 assists and 1.0 steals in 19.1 minutes ... named to The American's All-Rookie Team and selected as The American's Co-Sixth Man of the Year with SMU's Ben Emelogu ... named league's player of the week after a pair of strong performances: scoring a season-high 26 points on 8-of-11 shooting with a season-best six three-pointers against USF (1/29) and tallying 15 points, including 13 in the second half, against No. 24 Xavier (1/26) ... named league's player of the week three times ... netted 19 points with a trio of threes against Tulane (1/1) ... tallied 17 points on 4-of-6 shooting from the field and 8-of-10 shooting from the foul line against Lipscomb (11/26) ... shot 52.6 percent (22 of 42) from the field while averaging 11.6 points in five postseason games ... scored in double figures in 14 games ... led the team in scoring in six games.

Prior to Cincinnati: Averaged 29.6 points, 7.4 rebounds, 3.6 steals and 3.2 assists while shooting 57.4 percent (303 of 528) from the field as a senior at Wilmington High School ... helped lead the Hurricane to a 27-2 record and the semifinals of the OHSAA Division I playoffs ... finished as the school's all-time leading scorer with 2,383 points ... posted a school-record 52 points against Washington Court House (2/11/16) ... named a finalist for the Ohio Mr. Basketball Award and a McDonald's All-American nominee ... scored a team-high 15 points and was named most valuable player of the 2016 Ohio-Kentucky All-Star game ... averaged 24.5 points, 7.5 rebounds and 3.3 assists as a junior ... averaged 17.8 points, 5.4 rebounds, 2.0 assists and 1.8 steals during AAU action with King James (Ohio) during the 2015 summer, later earning Third Team All-Peach Jam honors during Nike EYBL action ... earned First Team Associate Press Division I All-Ohio honors as a junior and senior ... ranked at No. 55 on ESPN's Top 100 prospects list ... tabbed as a four-star prospect by Rivals.com, Scout.com and 247 Sports.

Personal: Born Sept. 22, 1997 in Wilmington, Ohio ... son of Cheryl and Scott Cumberland ... has two sisters, Ebony and Chastity ... cousin of current Bearcat Jaevin Cumberland ... right-handed ... first name is pronounced "JAIR-in."

CAREER STATISTICS

Season	gp-gs		min/avg		Total		3-Point		F-Throws		Rebounds				Scoring					
	gp-gs	min/avg	fg-fga	pct	fg-fga	pct	ft-fga	pct	off	def	tot	avg	pf	fo	ast	to	blk	stl	pts	avg
2016-17	35-0	669/19.1	99-201	.493	38-107	.355	56-87	.644	36	48	84	2.4	63	0	52	35	9	34	292	8.3
2017-18	36-36	1041/28.9	138-337	.409	60-177	.339	78-115	.678	45	98	143	4.0	76	1	103	64	13	37	414	11.5
2018-19	35-35	1136/32.5	207-512	.404	80-206	.388	163-211	.773	40	115	155	4.4	80	1	127	96	14	40	657	18.8
2019-20	1-1	33/33.0	4-13	.308	0-5	.000	5-9	.556	0	3	3	3.0	2	0	3	1	0	0	13	13.0
TOTAL	107-72	2879/26.9	448-1063	.421	178-495	.360	302-422	.716	121	264	385	3.6	221	2	285	196	36	111	1376	12.9



#34 JARRON CUMBERLAND

GUARD • 6-5 • 210 • SENIOR • 3L • WILMINGTON, OHIO (WILMINGTON HS)

GAME-BY-GAME STATISTICS

2019-20 (SENIOR SEASON)

Opponent	Date	gs	min	fg-fga	pct	3fg-fga	pct	ft-fa	pct	off	def	tot	avg	pf	a	t/o	blk	stl	pts	avg
at Ohio St.	11/06/19	*	33	4-13	.308	0-5	.000	5-9	.556	0	3	3	3.0	2	3	1	0	0	13	13.0
Totals		1	33	4-13	.308	0-5	.000	5-9	.556	0	3	3	3.0	2	3	1	0	0	13	13.0

2017-18 (SOPHOMORE SEASON)

Opponent	Date	gs	min	Total		3-Pointers		Free throws		Rebounds				pf	a	t/o	blk	stl	pts	avg	
				fg-fga	pct	3fg-fga	pct	ft-fa	pct	off	def	tot	avg								
SAVANNAH STATE	11/10/17	*	24	4-11	.364	1-5	.200	1-2	.500	4	3	7	7.0	0	5	0	0	1	10	10.0	
WESTERN CAROLINA	11/13/17	*	23	6-9	.667	4-6	.667	4-4	1.000	0	2	2	4.5	1	2	3	0	0	20	15.0	
COPPIN STATE	11/16/17	*	25	7-14	.500	4-10	.400	1-4	.250	1	8	9	6.0	0	3	0	1	0	19	16.3	
vs Buffalo	11/20/17	*	33	5-11	.455	0-1	.000	4-7	.571	3	3	6	6.0	4	2	7	1	1	14	15.8	
vs Richmond	11/21/17	*	18	2-7	.286	2-5	.400	0-0	.000	2	3	5	5.8	0	0	1	1	2	6	13.8	
vs Wyoming	11/22/17	*	25	2-6	.333	1-2	.500	1-2	.500	0	2	2	5.2	2	1	0	1	1	6	12.5	
ALABAMA STATE	11/27/17	*	23	1-5	.200	0-3	.000	0-0	.000	0	0	0	4	1	4	2	0	0	2	11.0	
at Xavier	12/02/17	*	26	5-12	.417	2-5	.400	3-4	.750	0	0	0	3.9	4	0	2	1	1	15	11.5	
vs Florida	12/09/17	*	29	4-12	.333	2-6	.333	0-1	.000	1	1	2	3.7	4	2	2	2	1	10	11.3	
MISSISSIPPI ST.	12/12/17	*	30	1-8	.125	1-4	.250	4-6	.667	1	4	5	3.8	0	3	2	1	0	7	10.9	
at UCLA	12/16/17	*	31	4-8	.500	2-3	.667	0-5	.000	0	4	4	3.8	3	5	1	0	1	10	10.8	
UA-PINE BLUFF	12/19/17	*	14	2-4	.500	0-2	.000	0-0	.000	0	3	3	3.8	1	1	3	0	1	4	10.3	
CLEVELAND STATE	12/21/17	*	29	5-14	.357	2-6	.333	4-4	1.000	2	2	4	3.8	3	4	2	0	3	16	10.7	
MEMPHIS	12/31/17	*	29	6-9	.667	2-3	.667	1-1	1.000	2	6	8	4.1	2	4	1	1	2	15	11.0	
at Temple	01/04/18	*	36	0-6	.000	0-4	.000	0-2	.000	0	6	6	4.2	2	1	3	0	0	0	10.3	
SMU	01/07/18	*	33	4-13	.308	2-8	.250	4-4	1.000	0	4	4	4.2	1	4	4	0	2	14	10.5	
at USF	1/13/18	*	21	7-11	.636	4-7	.571	0-0	.000	0	3	3	4.1	4	1	1	0	0	18	10.9	
at UCF	1/16/18	*	34	1-4	.250	1-3	.333	2-4	.500	1	1	2	4.0	1	4	3	0	1	5	10.6	
ECU	01/20/18	*	28	4-9	.444	1-4	.250	5-6	.833	2	2	4	4.0	3	1	0	1	3	14	10.8	
TEMPLE	01/24/18	*	25	5-13	.385	1-6	.167	2-2	1.000	1	0	1	3.9	1	0	1	0	1	13	10.9	
at Memphis	1/27/18	*	36	3-7	.429	1-3	.333	0-0	.000	2	3	5	3.9	4	2	2	0	1	7	10.7	
HOUSTON	01/31/18	*	31	4-10	.400	0-2	.000	7-10	.700	2	2	4	3.9	3	4	4	1	1	15	10.9	
at UCONN	2/3/18	*	29	2-8	.250	2-8	.250	2-5	.400	0	4	4	3.9	2	1	1	0	0	8	10.8	
UCF	02/06/18	*	26	3-6	.500	2-3	.667	1-2	.500	1	5	6	4.0	3	4	1	0	0	9	10.7	
at SMU	02/11/18	*	25	4-7	.571	1-4	.250	3-4	.750	1	2	3	4.0	0	4	0	0	2	12	10.8	
at Houston	2/15/18	*	37	3-9	.333	2-6	.333	6-7	.857	3	1	4	4.0	2	1	1	1	0	14	10.9	
WICHITA STATE	02/18/18	*	34	7-17	.412	3-10	.300	1-1	1.000	0	2	2	3.9	3	3	0	2	18	11.1		
UCONN	02/22/18	*	30	3-10	.300	1-7	.143	0-0	.000	0	4	4	3.9	2	3	0	1	1	7	11.0	
TULSA	02/25/18	*	34	6-10	.600	4-7	.571	1-1	1.000	1	4	5	3.9	1	8	3	0	2	17	11.2	
at Tulane	03/01/18	*	22	2-5	.400	0-2	.000	4-4	1.000	0	1	1	3.8	2	5	3	0	1	8	11.1	
at Wichita State	03/04/18	*	37	5-10	.500	1-3	.333	0-0	.000	1	2	3	3.8	2	1	0	1	1	11	11.1	
vs SMU	03/09/18	*	34	0-4	.000	0-2	.000	0-1	.000	2	3	5	3.8	1	8	1	1	1	0	10.8	
vs Memphis	3-10-18	*	32	5-9	.556	4-6	.667	4-8	.500	1	2	3	3.8	4	5	1	0	0	18	11.0	
vs Houston	3-11-18	*	31	3-5	.600	0-1	.000	2-2	1.000	0	1	1	3.7	4	1	4	0	0	8	10.9	
vs Georgia State	03/16/18	*	40	8-17	.471	4-11	.364	7-8	.875	8	3	11	3.9	1	2	1	0	2	27	11.3	
vs Nevada	03/18/18	*	27	5-17	.294	3-9	.333	4-4	1.000	3	2	5	4.0	5	3	0	0	1	17	11.5	
Totals			36	1041	138-337	.409	60-177	.339	78-115	.678	45	98	143	4.0	76	103	64	13	37	414	11.5

2018-19 (JUNIOR SEASON)

Opponent	Date	Total				3-Pointers		Free throws		Rebounds											
		gs	min	fg-fga	pct	3fg-fga	pct	ft-fa	pct	off	def	tot	avg	pf	a	t/o	blk	stl	pts	avg	
OHIO ST.	11/07/18	*	23	7-17	.412	3-7	.429	5-7	.714	0	2	2	2.0	2	2	4	0	1	22	22.0	
N.C. CENTRAL	11/13/18	*	24	4-9	.444	2-5	.400	0-1	.000	0	2	2	2.0	1	3	3	1	2	10	16.0	
MILWAUKEE	11/16/18	*	26	5-13	.385	2-6	.333	2-2	1.000	1	4	5	3.0	3	1	3	0	0	14	15.3	
WESTERN MICH.	11/19/18	*	32	11-19	.579	4-7	.571	1-1	1.000	0	0	0	2.3	2	6	2	0	2	27	18.3	
vs George Mason	11/23/18	*	31	2-11	.182	1-2	.500	6-8	.750	0	6	6	3.0	1	1	2	3	1	11	16.8	
vs Ole Miss	11/24/18	*	33	5-17	.294	2-8	.250	13-14	.929	1	2	3	3.0	1	2	0	2	0	25	18.2	
ARK.-PINE BLUFF	11/27/18	*	14	4-6	.667	2-3	.667	0-0	.000	0	2	2	2.9	0	6	2	0	1	10	17.0	
at UNLV	12/01/18	*	25	1-5	.200	1-2	.500	0-0	.000	0	2	2	2.8	5	2	1	0	2	3	15.3	
NORTHERN KY.	12/04/18	*	30	4-9	.444	2-4	.500	2-4	.500	0	1	1	2.6	1	5	3	0	0	12	14.9	
XAVIER	12/08/18	*	36	7-15	.467	3-6	.500	2-3	.667	2	2	4	2.7	3	4	1	1	2	19	15.3	
at Mississippi State	12/15/18	*	37	7-16	.438	2-5	.400	5-5	1.000	2	2	4	2.8	2	0	5	0	2	21	15.8	
UCLA	12/19/18	*	27	9-17	.529	4-5	.800	3-4	.750	3	2	5	3.0	3	2	2	0	2	25	16.6	
SOUTH CAROLINA ST.	12/22/18	*	25	4-8	.500	4-8	.500	0-0	.000	0	2	2	2.9	2	4	3	1	3	12	16.2	
TULANE	01/02/19	*	31	6-10	.600	3-5	.600	7-8	.875	1	6	7	3.2	2	5	0	1	0	22	16.6	
at ECU	01/05/19	*	33	7-15	.467	2-6	.333	2-3	.667	3	2	5	3.3	3	4	3	0	0	18	16.7	
at Tulsa	01/10/19	*	35	5-16	.313	2-8	.250	2-3	.667	0	2	2	3.3	4	4	0	0	14	16.6		
UCONN	01/12/19	*	42	5-14	.357	1-4	.250	11-12	.917	1	5	6	3.4	2	7	2	0	2	22	16.9	
SOUTH FLA.	01/15/19	*	39	9-20	.450	2-7	.286	14-16	.875	0	2	2	3.3	2	3	4	0	4	34	17.8	
at Wichita St.	01/19/19	*	38	5-17	.294	2-5	.400	6-10	.600	1	6	7	3.5	2	2	0	0	1	18	17.8	
TULSA	01/24/19	*	33	8-14	.571	5-10	.500	2-5	.400	2	2	4	3.6	2	5	2	0	0	23	18.1	
at Temple	01/27/19	*	38	6-17	.353	1-7	.143	12-17	.706	2	6	8	3.8	3	3	2	0	1	25	18.4	
SMU	02/02/19	*	34	9-18	.500	5-10	.500	1-2	.500	2	7	9	4.0	2	5	5	0	0	24	18.7	
at Memphis	02/07/19	*	35	4-11	.364	2-6	.333	7-10	.700	2	4	6	4.1	2	6	3	1	1	17	18.6	
at Houston	02/10/19	*	29	9-25	.360	4-8	.500	5-6	.833	1	3	4	4.1	3	0	2	0	2	27	19.0	
WICHITA ST.	02/17/19	*	37	8-20	.400	6-10	.600	5-5	1.000	1	5	6	4.2	2	5	3	0	1	27	19.3	
UCF	02/21/19	*	38	3-13	.231	1-1	1.000	4-4	1.000	3	4	7	4.3	2	6	4	2	1	11	19.0	
at UConn	02/24/19	*	35	3-9	.333	0-4	.000	2-2	1.000	2	3	5	4.3	2	4	3	0	2	8	18.6	
at SMU	02/27/19	*	35	4-13	.308	0-4	.000	4-5	.800	2	5	7	4.4	4	4	2	0	0	12	18.3	
MEMPHIS	03/02/19	*	34	6-12	.500	1-5	.200	13-16	.813	1	5	6	4.4	3	3	3	1	1	26	18.6	
at UCF	03/07/19	*	36	5-18	.278	0-3	.000	0-1	.000	0	4	4	4.4	2	5	5	0	0	10	18.3	
HOUSTON	03/10/19	*	29	4-11	.364	3-7	.429	9-12	.750	0	3	3	4.4	3	1	3	1	0	20	18.4	
vs SMU	03/15/19	*	40	10-20	.500	3-8	.375	3-4	.750	1	3	4	4.4	1	8	2	1	1	26	18.6	
vs Wichita St.	03/16/19	*	28	3-16	.188	1-4	.250	4-6	.667	4	2	6	4.4	4	4	5	0	1	11	18.4	
vs Houston	03/17/19	*	35	11-24	.458	1-7	.143	10-13	.769	2	6	8	4.5	3	1	2	0	1	33	18.8	
vs Iowa	03/22/19	*	39	7-17	.412	3-9	.333	1-2	.500	0	1	1	4.4	1	4	2	0	1	18	18.8	
Totals			35	1136	207-512	404	80-206	388	163-211	773	40	115	155	4.4	80	102	96	14	40	657	18.8



#35 JAUME "JAY" SOROLLA

CENTER • 7-0 • 260 • GRADUATE • TR • BARCELONA, SPAIN (SUNRISE CHRISTIAN ACADEMY/VALPARAISO)

MOMENTS

- » Scored a career-high 17 points against Southern Illinois (1/6/18).
- » Posted a double-double with 11 points and 10 rebounds vs. Oakland (1/6/17).
- » Grabbed a game-high nine rebounds at No. 5 Kentucky (12/7/16).

2019-20 Season (Grad Transfer): Posted six points, four rebounds and a pair of assists in 23 minutes at NO. 18 Ohio State (11/6) ... tallied six points, three rebounds and a block in 13 minutes in exhibition win over Thomas More (10/31).

Prior to Cincinnati: Graduate transfer who played mostly as reserve at Valparaiso in 2018-19, averaging 4.1 points, 3.1 rebounds and 1.2 blocks while shooting 51.1 percent from the floor in 17.5 minutes ... saw action in 27 games with seven starts ... tallied a season-best 13 points on 6-of-7 shooting with five blocks and four rebounds against Drake on Jan. 26, 2019 ... played in 30 games with 14 starts, averaging 4.9 points, 3.4 rebounds and 1.1 blocks in 16.3 minutes as a sophomore in 2017-18 ... scored a career-high 17 points on 5-of-6 shooting from the field and 7-of-8 shooting from the foul line against Southern Illinois (1/6/18) ... grabbed a team-best 10 rebounds at No. 21 Purdue (12/9/17) ... tallied 16 points with eight rebounds and two blocks against Utah State (11/28/17) ... played in 32 games with nine starts, averaging 5.2 points, 4.4 rebounds and 0.9 blocks in 15.8 minutes as a freshman in 2016-17 ... grabbed a game-high nine rebounds off the bench at No. 5 Kentucky (12/7/16) ... pulled down 11 points and 10 rebounds against Oakland (1/6/17) ... played one season at Sunrise Christian Academy in Wichita, Kan., prior to his three seasons at Valparaiso ... represented Spain in several FIBA competitions, most recently at the 2016 U20 European Championship, helping his squad win the title while averaging 4.7 points and 2.1 rebounds ... also played for Spain at the U16 and U18 European Championships and was a member of Spain's team at the 2014 U17 World Championships where he averaged 7.3 points and 4.6 rebounds.

Personal: Born Feb. 18, 1997 in Tortosa, Spain ... son of Ada and Paco Sorolla ... has one brothers, Joan ... father and brother played professional basketball in Spain ... right-handed.

SEASON & CAREER STATISTICS

2019-20 Season			Career
6 at Ohio State, 11/6/19	Pts	17	vs. Southern Illinois, 1/6/18#
3 at Ohio State, 11/6/19	FG Atts	11, 3x (last vs. Purdue Northwest, 12/29/18)#	
3 at Ohio State, 11/6/19	FG Made	6, 3x (last vs. Drake, 1/26/19)#	
0	3PT-FG Atts	1, 4x (last vs. Loyola Chicago, 3/8/19)#	
0	3PT-FG Made	1, 2x (last vs. Loyola Chicago, 3/8/19)#	
0	FT Atts	8	vs. Southern Illinois, 1/6/18#
0	FT Made	7	vs. Southern Illinois, 1/6/18#
4 at Ohio State, 11/6/19	Rebs	12	vs. Indiana State, 12/17/16#
2 at Ohio State, 11/6/19	Assts	3	vs. Cleveland State, 2/9/17#
0	Stls	3, 2x (last at Texas A&M, 12/19/18)#	
0	Blks	5	vs. Drake, 1/26/19#
23 at Ohio State, 11/6/19	Mins	33	vs. Santa Clara, 12/22/16#
# - Statistics from playing career at Valparaiso			

MISCELLANEOUS STATISTICS

CATEGORY	2016-17	2017-18	2018-19	2019-20	CAREER
Double-Figure Scoring Games	5	3	2	0	10
Double-Figure Rebounding Games	2	1	0	0	3
Double-Double Games	1	0	0	0	1
20-Point Scoring Games	0	0	0	0	0
Games Led Team in Scoring	0	1	0	0	1
Games Led Team in Rebounding	3	2	3	0	8
Games Led Team in Assists	1	0	1	0	2
Games With 3+ Assists	1	0	0	0	1
Games With 3+ Blocks	3	4	6	0	13
Games With 3+ Steals	0	1	1	0	2
Games With 3+ 3-Pointers	0	0	0	0	0

CAREER STATISTICS

			Total		3-Point		F-Throws		Rebounds											Scoring	
Season	gp-gs	min/avg	fg-fga	pct	fg-fga	pct	ft-fa	pct	off	def	tot	avg	pf	fo	ast	to	blk	stl	pts	avg	
2016-17*	32-9	611/19.1	65-136	.478	0-1	.000	35-50	.700	51	89	140	4.4	63	1	21	26	30	5	165	5.2	
2017-18*	30-14	488/16.3	55-101	.545	0-1	.000	37-48	.771	44	59	103	3.4	74	7	7	25	32	11	147	4.9	
2018-19*	27-7	472/17.5	47-92	.511	2-2	1.000	16-26	.615	26	59	85	3.1	65	2	14	28	33	10	112	4.1	
2019-20	1-0	23/23.0	3-3	1.000	0-0	.000	0-0	.000	1	3	4	4.0	3	0	2	1	0	0	6	6.0	
TOTAL	1-0	23/23.0	3-3	1.000	0-0	.000	0-0	.000	1	3	4	4.0	3	0	2	1	0	0	6	6.0	
All*	90-30	1594/17.7	170-332	.512	2-4	.500	88-124	.710	122	210	332	3.7	205	10	44	80	95	26	430	4.8	

* Statistics from prior team/school



#35 JAUME “JAY” SOROLLA

CENTER • 7-0 • 260 • GRADUATE • TR • BARCELONA, SPAIN (SUNRISE CHRISTIAN ACADEMY/VALPARAISO)

GAME-BY-GAME STATISTICS

2019-20 (GRAD TRANSFER SEASON - CINCINNATI)

Opponent	Date	gs	min	Total		3-Pointers		Free throws		Rebounds				pf	a	t/o	blk	stl	pts	avg
				fg	pct	3fg	pct	ft	pct	off	def	tot	avg							
at Ohio St.	11/06/19	23	3-3	1,000	0-0	.000	0-0	.000	1	3	4	4.0	3	2	1	0	0	6	6.0	
Totals		0	23	3-3	1,000	0-0	.000	0-0	.000	1	3	4	4.0	3	2	1	0	0	6	6.0

2017-18 (SOPHOMORE SEASON - VALPARAISO)

Opponent	Date	gs	min	Total		3-Pointers		Free throws		Rebounds				pf	a	t/o	blk	stl	pts	avg
				fg	pct	3fg	pct	ft	pct	off	def	tot	avg							
NORTH PARK	11-10-1	dnp	-	-	-	-	-	-	-	-	-	-	-	-	-	-	-	-	-	
TRINITYCHRISTIAN	11-13-1	dnp	-	-	-	-	-	-	-	-	-	-	-	-	-	-	-	-	-	
at SIUE	11/15/1	*	15	4-6	.667	0-0	.000	0-0	.000	0	1	1	1.0	0	0	1	0	1	8	8.0
SELOUISIANA	11-19-1	*	14	1-3	.333	0-0	.000	0-0	.000	1	1	2	1.5	4	0	2	1	0	2	5.0
SAMFORD	11-21-1	*	12	1-2	.500	0-0	.000	0-0	.000	2	1	3	2.0	1	1	1	1	0	2	4.0
vs Kent State	11/24/1	*	9	0-0	.000	0-0	.000	0-0	.000	0	0	0	1.5	2	0	0	0	0	0	3.0
vs UNCW	11/25/1	*	27	4-8	.500	0-0	.000	0-0	.000	2	6	8	2.8	3	1	1	2	0	8	4.0
UTAH STATE	11-28-1	*	25	5-6	.833	0-0	.000	6-7	.857	4	4	8	3.7	2	0	0	2	1	16	6.0
at #21/21 Purdue	12/07/1	*	21	2-6	.333	0-0	.000	0-0	.000	4	6	10	4.6	2	0	0	0	1	4	5.7
at Ball State	12/9/17	*	9	2-3	.667	0-1	.000	0-0	.000	1	1	2	4.3	2	1	0	1	0	4	5.5
at Northwestern	12/14/1	*	18	2-4	.500	0-0	.000	0-0	.000	1	1	2	4.0	2	0	3	1	0	4	5.3
at Santa Clara	12/18/1	*	18	2-7	.286	0-0	.000	0-1	.000	3	1	4	4.0	3	0	0	1	0	4	5.2
at UC Riverside	12/20/1	*	17	2-3	.667	0-0	.000	2-2	1.00	3	1	4	4.0	2	1	2	0	0	6	5.3
at Indiana State	12-28-1	*	12	1-1	1.00	0-0	.000	0-0	.000	2	0	2	3.8	2	0	1	0	1	2	5.0
MISSOURI STATE	12-31-1	*	18	1-2	.500	0-0	.000	1-2	.500	0	1	1	3.6	1	0	1	1	0	3	4.8
at Bradley	01-03-1	*	12	0-2	.000	0-0	.000	3-4	.750	2	0	2	3.5	2	0	0	0	1	3	4.7
SOUTHERNILLINOIS	01-06-1	12	5-6	.833	0-0	.000	7-8	.875	3	2	5	3.6	2	0	1	0	0	17	5.5	
DRAKE	01-10-1	17	3-5	.600	0-0	.000	3-4	.750	1	1	2	3.5	1	1	0	1	1	9	5.8	
at UNI	01/13/1	15	4-4	1.00	0-0	.000	1-1	1.00	0	3	3	3.5	4	0	0	1	0	9	5.9	
at Missouri State	01/17/1	19	0-3	.000	0-0	.000	1-2	.500	1	3	4	3.5	4	0	1	1	0	1	5.7	
LOYOLACHICAGO	01-21-1	6	0-1	.000	0-0	.000	0-0	.000	1	1	2	3.4	0	0	0	0	0	0	5.4	
EVANSVILLE	01-24-1	17	0-1	.000	0-0	.000	2-2	1.00	3	0	3	3.4	1	0	1	3	0	2	5.2	
at Illinois State	01/27/1	10	0-2	.000	0-0	.000	0-0	.000	1	0	1	3.3	2	0	2	0	0	0	5.0	
INDIANASTATE	01-31-1	16	0-0	.000	0-0	.000	1-2	.500	0	5	5	3.4	3	1	0	0	0	1	4.8	
at Southern Illinois	2/3/18	18	3-3	1.00	0-0	.000	0-0	.000	2	2	4	3.4	4	0	2	1	0	6	4.8	
at Evansville	2/7/18	30	1-3	.333	0-0	.000	2-2	1.00	0	4	4	3.4	2	0	1	4	3	4	4.8	
ILLINOIS STATE	02-11-1	8	0-1	.000	0-0	.000	0-1	.000	0	1	1	3.3	2	0	1	1	0	0	4.6	
at Loyola Chicago	02/14/1	25	6-7	.857	0-0	.000	0-0	.000	2	3	5	3.4	5	0	0	3	0	12	4.9	
BRADLEY	02/17/1	23	2-3	.667	0-0	.000	4-4	1.00	0	2	2	3.3	4	1	1	4	1	8	5.0	
UNI	02/20/1	15	0-2	.000	0-0	.000	1-2	.500	1	2	3	3.3	5	0	2	1	1	1	4.9	
at Drake	02/24/1	14	2-4	.500	0-0	.000	0-0	.000	3	4	7	3.4	3	0	1	0	0	4	4.8	
vs Missouri State	3/1/18	16	2-3	.667	0-0	.000	3-4	.750	1	2	3	3.4	4	0	0	2	0	7	4.9	
Totals		14	488	55-101	.545	0-1	.000	37-48	.771	44	59	103	3.4	74	7	25	32	11	147	4.9

2018-19 (JUNIOR SEASON - VALPARAISO)

Opponent	Date	gs	min	Total		3-Pointers		Free throws		Rebounds				pf	a	t/o	blk	stl	pts	avg
				fg	pct	3fg	pct	ft	pct	off	def	tot	avg							
at West Virginia	11/24/1	dnp																		
at UNLV	11/28/1	9	1-3	.333	0-0	.000	0-0	.000	3	0	3	3.0	2	0	1	0	0	2	2.0	
UC RIVERSIDE	12/02/1	11	1-1	1.00	0-0	.000	0-0	.000	0	0	0	1.5	2	0	1	0	0	2	2.0	
HIGH POINT	12/04/1	14	0-1	.000	0-0	.000	0-0	.000	0	2	2	1.7	0	0	1	2	0	0	1.3	
at George Washington	12/08/1	3	0-0	.000	0-0	.000	0-0	.000	0	0	0	1.3	0	0	0	0	0	0	1.0	
BALL ST.	12/17/1	25	1-5	.200	0-0	.000	1-1	1.00	2	4	6	2.2	5	1	0	1	1	3	1.4	
at Texas A&M	12/19/1	10	1-2	.500	0-0	.000	0-0	.000	1	2	3	2.3	4	0	1	0	3	2	1.5	
PURDUE NORTHWEST	12/29/1	23	5-11	.455	0-0	.000	1-4	.250	5	4	9	3.3	2	2	2	2	0	11	2.9	
ILLINOIS ST.	01/02/1	15	1-2	.500	0-0	.000	1-2	.500	0	2	2	3.1	2	0	1	0	1	3	2.9	
at Missouri State	01/05/1	20	4-5	.800	0-0	.000	1-2	.500	1	5	6	3.4	4	1	1	1	0	9	3.6	
BRADLEY	01/08/1	22	2-3	.667	1-1	1.00	1-2	.500	0	3	3	3.2	3	2	1	0	0	6	3.8	
at Southern Illinois	1/12/19	14	3-4	.750	0-0	.000	1-2	.500	1	0	1	3.2	2	0	1	1	0	7	4.1	
at Loyola Chicago	01/15/1	21	1-2	.500	0-0	.000	0-0	.000	1	2	3	3.2	0	0	1	3	0	2	3.9	
UNI	01/19/1	14	2-2	1.00	0-0	.000	0-0	.000	2	1	3	3.2	1	1	2	1	1	4	3.9	
at Indiana St.	01/23/1	19	1-3	.333	0-0	.000	0-0	.000	0	3	3	3.1	2	2	3	0	0	2	3.8	
DRAKE	01/26/1	*	28	6-7	.857	0-0	.000	1-1	1.00	1	3	4	3.2	2	1	2	5	0	13	4.4
MISSOURI STATE	01/29/1	24	1-4	.250	0-0	.000	1-2	.500	0	6	6	3.4	5	0	1	3	2	3	4.3	
at Evansville	2/2/19	12	1-1	1.00	0-0	.000	0-0	.000	0	0	0	3.2	2	0	1	1	0	2	4.2	
at Illinois St.	02/05/1	12	0-1	.000	0-0	.000	0-0	.000	0	3	3	3.2	3	0	0	0	0	0	3.9	
LOYOLACHICAGO	02/10/1	21	1-5	.200	0-0	.000	0-0	.000	1	3	4	3.2	2	0	0	3	0	2	3.8	
INDIANAST.	02/13/1	14	1-2	.500	0-0	.000	0-0	.000	0	2	2	3.2	2	0	1	0	0	2	3.8	
at Drake	02/16/1	16	3-5	.600	0-0	.000	1-2	.500	2	4	6	3.3	4	0	1	0	1	7	3.9	
SOUTHERNILLINOIS	02/23/1	*	24	3-5	.600	0-0	.000	2-2	1.00	1	1	2	3.2	3	2	1	3	0	8	4.1
at UNI	02/23/1	*	18	1-3	.333	0-0	.000	1-2	.500	1	2	3	3.2	4	0	0	1	0	3	4.0
at Bradley	02-27-1	*	17	1-4	.250	0-0	.000	2-2	1.00	0	2	2	3.2	2	1	1	1	0	4	4.0
EVANSVILLE	03/02/1	*	19	1-3	.333	0-0	.000	0-0	.000	1	2	3	3.2	3	0	0	2	0	2	4.0
vs Indiana St.	3/7/19	*	21	1-2	.500	0-0	.000	2-2	1.00	0	3	3	3.2	1	1	1	0	1	4	4.0
vs Loyola Chicago	3/8/19	*	26	4-6	.667	1-1	1.00	0-0	.000	3	0	3	3.1	3	0	3	3	0	9	4.1
Totals		7	472	47-92	.511	2-2	1.00	16-26	.615	26	59	85	3.1	65	14	28	33	10	112	4.1

2016-17 (FRESHMAN SEASON - VALPARAISO)

Opponent	Date	gs	min	Total		3-Pointers		Free throws		Rebounds				pf	a	t/o	blk	stl	pts	avg	
				fg	pct	3fg	pct	ft	pct	off	def	tot	avg								
SOUTHERN UTAH	11/11/1		8	0-1	.000	0-1	.000	2-2	1.00	1	2	3	3.0	4	0	0	1	0	2	2.0	
TRINITYCHRISTIAN	11/12/1		7	1-2	.500	0-0	.000	1-3	.333	1	0	1	2.0	1	0	2	1	0	3	2.5	
COPPIN STATE	11/14/1		8	1-2	.500	0-0	.000	0-0	.000	1	0	1	1.7	0	1	0	1	0	2	2.3	
at Oregon	11-17-1		17	0-0	.000	0-0	.000	0-0	.000	0	2	2	1.8	2	0	1	1	0	0	1.8	
vs Alabama	11-21-1		13	2-3	.667	0-0	.000	0-2	.000	1	2	3	2.0	3	0	2	1	0	4	2.2	
vs BYU	11/23/1		6	0-0	.000	0-0	.000	0-0	.000	0	0	0	1.7	3	0	1	0	0	0	1.8	
BALL STATE	11/27/1		8	0-2	.000	0-0	.000	0-0	.000	0	2	2	1.7	3	0	0	0	0	0	1.6	
RHODE ISLAND	11/29/1		10	0-0	.000	0-0	.000	0-0	.000	0	1	1	1.6	1	0	0	0	1	0	1.4	
at KENTUCKY	12-7-16		14	3-6	.500	0-0	.000	2-2	1.00	7	2	9	2.4	3	0	0	0	0	8	2.1	
at Missouri State	12/10/1	*	28	2-2	1.00	0-0	.000	2-3	.667	3	0	3	2.5	4	0	0	1	0	6	2.5	
INDIANASTATE	12/17/1	*	21	3-9	.333	0-0	.000	2-2	1.00	5	7	12	3.4	4	1	3	0	0	8	3.0	
SANTACLARARA	12/22/1	*	33	1-6	.167	0-0	.000	0-0	.000	1	5	6	3.6	2	0	3	1	0	2	2.9	
CHICAGO STATE	12/28/1		dnp	-	-	-	-	-	-	-	-	-	-	-	-	-	-	-	-	-	
at UIC	12/30/1		18	2-5	.400	0-0	.000	0-0	.000	3	2	5	3.7	3	0	1	2	1	4	3.0	
OAKLAND	01/06/1		29	5-11	.455	0-0	.000	1-1	1.00	2	8	10	4.1	0	2	1	3	0	11	3.6	
DETROIT MERCY	01/08/1		22	1-2	.500	0-0	.000	2-2	1.00	0	4	4	4.1	1	0	1	1	0	4	3.6	
at Youngstown State	01/11/21		20	6-11	.545	0-0	.000	0-0	.000	2	4	6	4.3	1	1	2	0	0	12	4.1	
at Cleveland State	1/14/17		19	1-4	.250	0-0	.000	2-2	1.00	4	4	8	4.5	0	0	1	0	0	4	4.1	
GREEN BAY	01/16/1		18	3-6	.500	0-0	.000	2-2	1.00	1	3	4	4.4	1	2	1	0	0	8	4.3	
UIC	01/22/1		27	5-8	.625	0-0	.000	2-2	1.00	1	5	6	4.5	4	0	0	1	0	12	4.7	
WRIGHT STATE	01/27/1		26	2-4	.500	0-0	.000	0-0	.000	0	3	3	4.5	3	1	1	3	1	4	4.7	
NORTHERN KENTUCKY	01/29/1		22	4-4	1.00	0-0	.000	0-0	.000	2	1	3	4.4	1	1	0	1	0	8	4.9	
at Milwaukee	02/02/1		21	3-3	1.00	0-0	.000	3-6	.500	0	3	3	4.3	1	1	0	1	0	9	5.0	
at Green Bay	2/4/17		18	1-3	.333	0-0	.000	0-0	.000	0	0	0	4.1	5	2	1	2	0	2	4.9	
CLEVELAND STATE	02/09/1		16	5-7	.714	0-0	.000	2-2	1.00	3	5	8	4.3	1	3	0	0	0	12	5.2	
YOUNGSTOWN STATE	02/11/1		24	3-4	.750	0-0	.000	2-4	.500	0	4	4	4.3	2	0	1	3	2	8	5.3	
at Oakland	2/17/17		29	5-8	.633	0-0	.000	4-4	1.00	2	7	9	4.5	4	0	0	2	0	14	5.7	
at Detroit Mercy	2/19/17	*	20	2-6	.250	0-0	.000	3-5	.600	4	2	6	4.5	3	0	0	1	0	7	5.7	
MILWAUKEE	02/21/1	*	30	2-4	.500	0-0	.000	0-0	.000	3	3	6	4.6	2	2	1	2	0	4	5.6	
at Wright State	2/24/17	*	19	0-0	.000	0-0	.000	0-0	.000	0	2	2	4.5	1	2	0	1	0	0	5.4	
at Northern Kentucky	02/26/1	*	15	1-3	.333	0-0	.000	0-0	.000	0	2	2	4.4	1	1	1	0	0	2	5.3	
vs Milwaukee	03/04/1	*	23	1-5	.200	0-0	.000	1-4	.250	3	4	7	4.5	0	1	0	1	0	3	5.3	
at Illinois	03/14/1	*	22	0-5	.000	0-0	.000	2-2	1.00	1	0	1	4.4	2	0	1	0	0	2	5.2	
Totals			9	611	65-136	.478	0-1	.000	35-50	700	51	89	140	4.4	63	21	26	30	5	165	5.2



#44 ADAM COOK

FORWARD • 6-6 • 180 • FRESHMAN • HS • MARYSVILLE, OHIO (MARYSVILLE HS)

Prior to Cincinnati: Earned varsity letters in basketball and track as a junior and senior at Marysville High School ... helped the Monarchs boys basketball team to a 15-7 mark as a senior during the 2015-16 season ... advanced to Ohio regionals in track as a member 4x800m relay team ... owns the triple jump record at Marysville High School.

Personal: Born May 22, 1997 in Bellefaine, Ohio ... son of Carrie and Ty Cook ... has one sister, Haley, and one brother, Ryan mother played basketball at the University of Findlay ... father ran track at the University of Findlay ... uncle, Eric Hanna, played basketball at Ohio State ... right-handed.

SEASON & CAREER STATISTICS

2019-20 SEASON	CAREER	
0	Pts	0
0	FG Atts	0
0	FG Made	0
0	3PT-FG Atts	0
0	3PT-FG Made	0
0	FT Atts	0
0	FT Made	0
0	Rebs	0
0	Assts	0
0	Stls	0
0	Blks	0
0	Mins	0

MISCELLANEOUS STATISTICS

CATEGORY	2019-20	CAREER
Double-Figure Scoring Games	0	0
Double-Figure Rebounding Games	0	0
Double-Double Games	0	0
20-Point Scoring Games	0	0
Games Led Team in Scoring	0	0
Games Led Team in Rebounding	0	0
Games Led Team in Assists	0	0
Games With 3+ Assists	0	0
Games With 3+ Blocks	0	0
Games With 3+ Steals	0	0
Games With 3+ Three-Pointers	0	0

GAME-BY-GAME STATISTICS

2019-20 (JUNIOR SEASON)

CAREER STATISTICS



#45 ROB BANKS

FORWARD • 6-5 • 200 • FRESHMAN • HS • BRACKNELL, ENGLAND (GOULD ACADEMY [MAINE])

Prior to Cincinnati: Averaged 13.5 points, 6.0 rebounds during the 2018-19 season at Gould Academy, a prep school in Bethel, Maine ... played three seasons of club basketball for the Thames Valley Cavaliers in London, England, averaging 19.5 points, 3.9 rebound and 2.9 assists in the final season (2017-18) ... Played Great Britain U16 and U17 and was selected to play on the U18 squad but was held out due to injury.

Personal: Born Jan. 5, 2000 in Sydney, Australia ... son of Moirah Van Niekerk and Robert Banks ... has two sisters, Aaliyah and Chloe, and two brothers, Ruben and Ryan ... has two uncles that previous played Rugby for the Zimbabwe national team in the 1990s ... right-handed.

SEASON & CAREER STATISTICS

2019-20 SEASON		CAREER
0	Pts	0
0	FG Atts	0
0	FG Made	0
0	3PT-FG Atts	0
0	3PT-FG Made	0
0	FT Atts	0
0	FT Made	0
0	Rebs	0
0	Assts	0
0	Stls	0
0	Blks	0
0	Mins	0

MISCELLANEOUS STATISTICS

CATEGORY	2019-20	CAREER
Double-Figure Scoring Games	0	0
Double-Figure Rebounding Games	0	0
Double-Double Games	0	0
20-Point Scoring Games	0	0
Games Led Team in Scoring	0	0
Games Led Team in Rebounding	0	0
Games Led Team in Assists	0	0
Games With 3+ Assists	0	0
Games With 3+ Blocks	0	0
Games With 3+ Steals	0	0
Games With 3+ Three-Pointers	0	0

GAME-BY-GAME STATISTICS

2019-20 (JUNIOR SEASON)

CAREER STATISTICS

2018-19 SEASON STATISTICS

RECORD	OVERALL	HOME	AWAY	NEUTRAL	SCORE BY PERIODS	1	2	OT	TOTAL
All Games	28-7	16-2	7-4	5-1	Cincinnati	1197	1289	0	2510
Conference	14-4	8-1	6-3	0-0	Opponents	1015	1162	0	2194
Non-Conference	14-3	8-1	1-1	5-1					

OVERALL STATISTICS

PLAYER	GP-GS	MIN-AVG	FG	FGA	PCT	3FG	FGA	PCT	FT	FTA	PCT	OFF	DEF	TOT	AVG	PF	FO	A	TO	BLK	STL	PTS	AVG
34-CUMBERLAND, Jarron	35-35	1136-32.5	207	512	.404	80	206	.388	163	211	.773	40	115	155	4.4	80	1	127	96	14	40	657	18.8
02-WILLIAMS, Keith	35-32	908-25.9	130	288	.451	21	76	.276	65	92	.707	46	65	111	3.2	84	1	38	50	31	39	346	9.9
13-SCOTT, Trevon	35-35	1071-30.6	125	265	.472	12	39	.308	64	96	.667	82	158	240	6.9	60	1	52	39	19	29	326	9.3
03-JENIFER, Justin	34-34	889-26.1	98	219	.447	60	135	.444	35	46	.761	6	53	59	1.7	42	0	98	25	0	22	291	8.6
15-BROOME, Cane	35-4	742-21.2	99	250	.396	29	101	.287	63	84	.750	11	47	58	1.7	36	0	77	42	1	22	290	8.3
33-BROOKS, Nysier	35-35	802-22.9	99	185	.535	0	0	.000	84	133	.632	94	127	221	6.3	114	6	14	31	51	13	282	8.1
05-MOORE, Trevor	34-0	402-11.8	27	85	.318	18	68	.265	7	9	.778	14	33	47	1.4	39	0	18	10	1	14	79	2.3
10-FREDERICKS, Rashawn	35-0	359-10.3	29	81	.358	8	34	.235	15	20	.750	29	49	78	2.2	28	0	8	12	5	10	81	2.3
20-DIARRA, Mamoudou	20-0	138-6.9	17	42	.405	1	2	.500	10	14	.714	11	27	38	1.9	15	0	6	4	8	5	45	2.3
00-JOHNSON, Logan	32-0	221-6.9	23	49	.469	3	12	.250	14	20	.700	15	23	38	1.2	24	0	21	19	7	11	63	2.0
22-NSOSEME, Eliel	33-0	360-10.9	15	38	.395	0	0	.000	13	32	.406	33	74	107	3.2	39	0	4	11	18	9	43	1.3
31-MARTIN, Sam	6-0	13-2.2	2	2	1.000	0	0	.000	1	1	1.000	0	0	0	0.0	2	0	3	0	0	0	5	0.8
32-KOZ, John	5-0	9-1.8	1	2	.500	0	0	.000	0	0	.000	0	2	2	0.4	0	0	0	1	0	0	2	0.4
TEAM												67	43	110	3.1	1			25			0	
Total	35		872	2018	.432	232	673	.345	534	758	.704	448	816	1264	36.1	564	9	466	365	155	214	2510	71.7
Opponents	35		766	1869	.410	284	800	.355	378	570	.663	338	750	1088	31.1	660	-	388	476	126	133	2194	62.7

AMERICAN ATHLETIC CONFERENCE STATISTICS

PLAYER	GP-GS	MIN-AVG	FG	FGA	PCT	3FG	FGA	PCT	FT	FTA	PCT	OFF	DEF	TOT	AVG	PF	FO	A	TO	BLK	STL	PTS	AVG
34-CUMBERLAND, Jarron	18-18	631-35.1	106	273	.388	40	110	.364	106	137	.774	24	74	98	5.4	45	0	72	53	6	16	358	19.9
02-WILLIAMS, Keith	18-16	503-27.9	67	157	.427	12	45	.267	40	50	.800	21	31	52	2.9	47	1	23	29	15	22	186	10.3
03-JENIFER, Justin	18-18	460-25.6	51	121	.421	33	78	.423	23	32	.719	2	37	39	2.2	19	0	33	16	0	12	158	8.8
13-SCOTT, Trevon	18-18	553-30.7	57	127	.449	7	23	.304	27	44	.614	47	76	123	6.8	30	0	29	21	7	15	148	8.2
15-BROOME, Cane	18-2	380-21.1	48	124	.387	18	57	.316	33	44	.750	5	24	29	1.6	19	0	40	17	1	12	147	8.2
33-BROOKS, Nysier	18-18	408-22.7	46	100	.460	0	0	.000	42	66	.636	56	61	117	6.5	57	2	7	16	30	8	134	7.4
05-MOORE, Trevor	18-0	216-12.0	15	45	.333	12	39	.308	2	4	.500	9	13	22	1.2	22	0	7	3	0	5	44	2.4
20-DIARRA, Mamoudou	11-0	73-6.6	8	22	.364	0	0	.000	6	7	.857	7	13	20	1.8	8	0	3	2	6	4	22	2.0
10-FREDERICKS, Rashawn	18-0	166-9.2	9	33	.273	4	16	.250	2	4	.500	14	27	41	2.3	16	0	3	3	1	5	24	1.3
00-JOHNSON, Logan	17-0	83-4.9	9	21	.429	1	6	.167	3	6	.500	8	8	16	0.9	10	0	6	9	3	3	22	1.3
32-KOZ, John	2-0	3-1.5	1	2	.500	0	0	.000	0	0	.000	0	1	1	0.5	0	0	0	0	0	0	2	1.0
22-NSOSEME, Eliel	17-0	171-10.1	4	12	.333	0	0	.000	6	15	.400	9	29	38	2.2	19	0	2	5	10	5	14	0.8
31-MARTIN, Sam	2-0	3-1.5	0	0	.000	0	0	.000	0	0	.000	0	0	0	0.0	0	0	1	0	0	0	0	0.0
TEAM												31	22	53	2.9	0			17			0	
Total	18		421	1037	.406	127	374	.340	290	409	.709	233	416	649	36.1	292	3	226	191	79	107	1259	69.9
Opponents	18		414	983	.421	155	415	.373	184	274	.672	176	413	589	32.7	346	-	212	243	80	63	1167	64.8

NCAA TOURNAMENT STATISTICS

PLAYER	GP-GS	MIN-AVG	FG	FGA	PCT	3FG	FGA	PCT	FT	FTA	PCT	OFF	DEF	TOT	AVG	PF	FO	A	TO	BLK	STL	PTS	AVG
03-JENIFER, Justin	1-1	35-35.0	7	12	.583	3	7	.429	2	2	1.000	2	2	4	4.0	0	0	2	1	0	0	19	19.0
34-CUMBERLAND, Jarron	1-1	39-39.0	7	17	.412	3	9	.333	1	2	.500	0	1	1	1.0	1	0	4	2	0	1	18	18.0
33-BROOKS, Nysier	1-1	21-21.0	5	8	.625	0	0	.000	1	2	.500	2	3	5	5.0	5	1	0	0	1	0	11	11.0
13-SCOTT, Trevon	1-1	37-37.0	4	8	.500	0	1	.000	2	2	1.000	3	4	7	7.0	2	0	0	1	1	1	10	10.0
15-BROOME, Cane	1-0	19-19.0	3	9	.333	0	4	.000	2	4	.500	0	2	2	2.0	0	0	1	1	0	0	8	8.0
02-WILLIAMS, Keith	1-1	27-27.0	2	5	.400	0	2	.000	0	0	.000	2	4	6	6.0	3	0	1	1	0	1	4	4.0
05-MOORE, Trevor	1-0	9-9.0	0	3	.000	0	3	.000	2	2	1.000	0	1	1	1.0	4	0	1	0	0	0	2	2.0
22-NSOSEME, Eliel	1-0	7-7.0	0	1	.000	0	0	.000	0	0	.000	1	0	1	1.0	1	0	0	0	0	1	0	0.0
20-DIARRA, Mamoudou	1-0	3-3.0	0	1	.000	0	0	.000	0	0	.000	0	0	0	0.0	1	0	0	0	0	0	0	0.0
10-FREDERICKS, Rashawn	1-0	3-3.0	0	1	.000	0	1	.000	0	0	.000	1	0	1	1.0	0	0	0	0	0	0	0	0.0
00-JOHNSON, Logan	1-0	0-0.0	0	0	.000	0	0	.000	0	0	.000	0	0	0	0.0	1	0	0	0	0	0	0	0.0
TEAM												1	3	4	4.0	0			1			0	
Total	1		28	65	.431	6	27	.222	10	14	.714	12	20	32	32.0	18	1	9	7	2	4	72	72.0
Opponents	1		29	53	.547	11	22	.500	10	16	.625	7	26	33	33.0	15	-	15	14	1	1	79	79.0

2018-19 SEASON RESULTS

DATE	OPPONENT	RESULT	SCORE	ATTEND	POINTS	REBOUNDS
11/7/18	OHIO STATE	L	56-64	12,012	(22) CUMBERLAND, Jarron	(6) SCOTT, Trevon
						(6) NSOSEME, Eliel
						(6) BROOKS, Nysier
11/13/18	N.C. CENTRAL	W	73-51	10,037	(15) WILLIAMS, Keith	(7) BROOKS, Nysier
11/16/18	MILWAUKEE	W	74-63	10,163	(17) BROOME, Cane	(10) SCOTT, Trevon
						(10) BROOKS, Nysier
11/19/18	WESTERN MICHIGAN	W	78-52	8,998	(27) CUMBERLAND, Jarron	(10) BROOKS, Nysier
11/23/18	vs George Mason	W	71-55	1,250	(21) BROOME, Cane	(8) SCOTT, Trevon
11/24/18	vs Ole Miss	W	71-57	1,250	(25) CUMBERLAND, Jarron	(9) SCOTT, Trevon
11/27/18	ARKANSAS-PINE BLUFF	W	105-49	8,513	(13) JENIFER, Justin	(7) SCOTT, Trevon
12/1/18	at UNLV	W	65-61	9,572	(15) WILLIAMS, Keith	(8) WILLIAMS, Keith
						(8) NSOSEME, Eliel
12/4/18	NORTHERN KENTUCKY	W	78-65	11,218	(22) SCOTT, Trevon	(10) SCOTT, Trevon
12/8/18	XAVIER	W	62-47	12,513	(19) CUMBERLAND, Jarron	(10) SCOTT, Trevon
12/15/18	at Mississippi State	L	59-70	9,120	(21) CUMBERLAND, Jarron	(8) BROOKS, Nysier
12/19/18	UCLA	W	93-64	12,689	(25) CUMBERLAND, Jarron	(6) BROOKS, Nysier
12/22/18	SOUTH CAROLINA STATE	W	77-56	11,623	(17) BROOKS, Nysier	(8) BROOKS, Nysier
1/2/19	TULANE •	W	93-61	10,689	(22) CUMBERLAND, Jarron	(7) CUMBERLAND, Jarron
1/5/19	at ECU •	L	71-73	4,238	(18) CUMBERLAND, Jarron	(9) SCOTT, Trevon
1/10/19	at Tulsa •	Wot	70-65	4,342	(16) BROOME, Cane	(9) SCOTT, Trevon
1/12/19	UCONN •	Wot	74-72	11,375	(22) CUMBERLAND, Jarron	(6) CUMBERLAND, Jarron
						(6) BROOKS, Nysier
1/15/19	USF •	W	82-74	10,347	(34) CUMBERLAND, Jarron	(6) BROOKS, Nysier
1/19/19	at Wichita State •	W	66-55	10,254	(18) CUMBERLAND, Jarron	(10) BROOKS, Nysier
						(10) SCOTT, Trevon
1/24/19	TULSA •	W	88-64	10,484	(23) CUMBERLAND, Jarron	(11) SCOTT, Trevon
1/27/19	at Temple •	W	72-68	6,652	(25) CUMBERLAND, Jarron	(8) CUMBERLAND, Jarron
2/2/19	SMU •	W	73-68	12,256	(24) CUMBERLAND, Jarron	(9) CUMBERLAND, Jarron
2/7/19	at Memphis •	W	69-64	16,363	(17) CUMBERLAND, Jarron	(9) SCOTT, Trevon
2/10/19	at Houston •	L	58-65	7,039	(27) CUMBERLAND, Jarron	(10) BROOKS, Nysier
2/17/19	WICHITA STATE •	W	72-62	12,223	(27) CUMBERLAND, Jarron	(8) SCOTT, Trevon
						(8) FREDERICKS, Rashawn
2/21/19	UCF •	W	60-55	12,377	(12) JENIFER, Justin	(7) BROOKS, Nysier
					(12) WILLIAMS, Keith	(7) CUMBERLAND, Jarron
2/24/19	at UConn •	W	64-60	11,904	(12) WILLIAMS, Keith	(8) SCOTT, Trevon
2/27/19	at SMU •	W	52-49	5,747	(12) CUMBERLAND, Jarron	(12) BROOKS, Nysier
3/2/19	MEMPHIS •	W	71-69	12,392	(26) CUMBERLAND, Jarron	(12) BROOKS, Nysier
3/7/19	at UCF •	L	55-58	9,141	(20) SCOTT, Trevon	(9) SCOTT, Trevon
3/10/19	HOUSTON •	L	69-85	12,701	(20) CUMBERLAND, Jarron	(8) SCOTT, Trevon
3/15/19	vs SMU #	W	82-74	7,356	(26) CUMBERLAND, Jarron	(12) SCOTT, Trevon
3/16/19	vs Wichita State #	W	66-63	7,819	(13) BROOKS, Nysier	(9) BROOKS, Nysier
3/17/19	vs Houston #	W	69-57	7,223	(33) CUMBERLAND, Jarron	(8) SCOTT, Trevon
						(8) CUMBERLAND, Jarron
3/22/19	vs Iowa ^	L	72-79	19,641	(19) JENIFER, Justin	(7) SCOTT, Trevon

*-Conference game; #-American Championship; ^-NCAA Championship

ATTENDANCE SUMMARY	GAMES	TOTALS	AVG/GAME
HOME	18	202,610	11,256
AWAY	11	94,372	8,579
NEUTRAL	6	44,539	7,423
TOTAL	35	341,521	9,758

2018-19 COMPARISON GAME-BY-GAME STATISTICS

OPPONENT	1ST	2ND	SCORE	MAR	TOTAL FG	FG PCT	3-PTERS	3FG PCT	FTS	FT PCT	REBS	MAR	ASSTS	TO	BLKS	STLS	FLS
OHIO STATE	18/27	38/37	56-64	(8)	17-62/20-47	.274/.426	6-26/8-20	.231/.400	16-21/16-22	.762/.727	39/33	+6	12/7	10/13	7/5	4/2	19/22
N.C. CENTRAL	34/19	39/32	73-51	+22	31-53/17-47	.585/.362	5-14/8-17	.357/.471	6-12/9-12	.500/.750	31/26	+5	19/12	13/15	8/1	8/4	13/18
MILWAUKEE	33/33	41/30	74-63	+11	29-58/25-56	.500/.446	4-19/9-23	.211/.391	12-20/4-7	.600/.571	37/25	+12	16/11	8/11	3/0	7/2	7/19
WESTERN MICH.	43/29	35/23	78-52	+26	30-64/15-45	.469/.333	5-13/6-20	.385/.300	13-17/16-31	.765/.516	42/27	+15	19/8	11/17	4/2	10/4	21/18
George Mason	32/23	39/32	71-55	+16	27-53/22-50	.509/.440	2-7/7-23	.286/.304	15-21/4-11	.714/.364	33/20	+13	7/12	13/16	3/3	9/8	14/19
Ole Miss	37/33	34/24	71-57	+14	20-50/19-51	.400/.373	6-14/3-21	.429/.143	25-35/16-17	.714/.941	33/27	+6	9/3	7/11	6/6	4/3	18/26
ARK.-PINE BLUFF	59/22	46/27	105-49	+56	41-64/16-50	.641/.320	11-19/4-21	.579/.190	12-18/13-17	.667/.765	31/29	+2	19/11	14/31	6/0	13/7	17/19
UNLV	33/24	32/37	65-61	+4	24-49/18-51	.490/.353	6-12/7-24	.500/.292	11-16/18-29	.688/.621	31/37	(6)	14/8	17/14	4/4	7/6	23/17
NORTHERN KY.	45/28	33/37	78-65	+13	24-52/24-60	.462/.400	4-13/11-25	.308/.440	26-33/6-15	.788/.400	39/31	+8	15/11	11/13	5/3	6/5	12/22
XAVIER	28/22	34/25	62-47	+15	24-59/18-51	.407/.353	5-18/5-25	.278/.200	9-13/6-9	.692/.667	36/30	+6	16/8	5/12	4/2	4/3	14/14
Mississippi State	32/37	27/33	59-70	(11)	19-51/22-48	.373/.458	3-14/12-23	.214/.522	18-24/14-23	.750/.609	30/34	(4)	9/16	13/13	5/5	6/5	21/18
UCLA	48/31	45/33	93-64	+29	33-63/21-52	.524/.404	12-21/9-26	.571/.346	15-20/13-18	.750/.722	38/25	+13	24/16	6/14	4/5	7/1	17/19
S.C. STATE	35/16	42/40	77-56	+21	26-63/18-52	.413/.346	9-30/6-21	.300/.286	16-21/14-19	.762/.737	46/28	+18	18/13	13/13	2/1	7/6	17/16
TULANE	52/28	41/33	93-61	+32	32-67/21-57	.478/.368	10-21/9-22	.476/.409	19-23/10-14	.826/.714	36/30	+6	20/14	5/13	8/3	5/1	17/16
ECU	27/36	44/37	71-73	(2)	30-62/24-47	.484/.511	3-19/9-22	.158/.409	8-18/16-23	.444/.696	33/27	+6	11/11	15/12	7/4	6/7	21/16
Tulsa	28/26	30/32	70-65	+5	27-65/19-46	.415/.413	9-31/14-23	.290/.609	7-9/13-21	.778/.619	33/36	(3)	13/17	12/22	4/2	15/4	19/16
UConn	33/32	29/30	74-72	+2	22-52/24-58	.423/.414	5-17/11-27	.294/.407	25-38/13-16	.658/.813	30/38	(8)	15/11	10/15	3/4	8/4	17/28
SOUTH FLA.	43/31	39/43	82-74	+8	23-51/23-49	.451/.469	7-18/6-18	.389/.333	29-32/22-26	.906/.846	23/27	(4)	14/13	11/21	9/2	12/4	19/26
Wichita State	24/23	42/32	66-55	+11	18-46/21-52	.391/.404	5-14/8-21	.357/.381	25-35/5-7	.714/.714	36/24	+12	5/11	12/13	6/1	1/4	14/26
TULSA	39/28	49/36	88-64	+24	32-65/24-54	.492/.444	14-29/8-23	.483/.348	10-20/8-19	.500/.421	44/26	+18	20/15	9/10	3/2	4/4	15/15
Temple	25/35	47/33	72-68	+4	22-55/20-48	.400/.417	3-18/9-24	.167/.375	25-37/19-31	.676/.613	46/22	+24	8/10	10/8	3/0	5/4	20/25
SMU	42/35	31/33	73-68	+5	26-54/26-60	.481/.433	10-26/10-28	.385/.357	11-18/6-11	.611/.545	35/32	+3	16/12	11/9	1/3	2/3	10/17
Memphis	29/35	40/29	69-64	+5	23-58/25-56	.397/.446	11-29/10-29	.379/.345	12-22/4-8	.545/.500	38/32	+6	17/15	10/13	3/8	6/5	15/21
Houston	33/34	25/31	58-65	(7)	22-66/26-53	.333/.491	8-21/7-21	.381/.333	6-11/6-10	.545/.600	36/42	(6)	6/11	4/13	2/9	9/3	13/17
WICHITA STATE	34/24	38/38	72-62	+10	20-58/19-71	.345/.268	10-22/9-35	.455/.257	22-28/15-16	.786/.938	42/51	(9)	14/8	10/13	8/6	6/1	15/20
UCF	26/18	34/37	60-55	+5	21-52/21-45	.404/.467	7-14/9-20	.500/.450	11-12/4-7	.917/.571	28/24	+4	13/11	14/17	4/5	3/4	13/11
UConn	32/29	32/31	64-60	+4	22-53/22-56	.415/.393	5-16/3-17	.313/.176	15-16/13-21	.938/.619	40/30	+10	11/7	16/11	4/5	6/5	23/14
SMU	22/28	30/21	52-49	+3	17-64/20-57	.266/.351	4-21/7-24	.190/.292	14-15/2-3	.933/.667	50/35	+15	10/10	8/9	4/10	3/2	11/15
MEMPHIS	37/32	34/37	71-69	+2	22-57/27-56	.386/.482	4-19/8-20	.211/.400	23-36/7-10	.639/.700	38/31	+7	11/16	12/17	4/4	9/2	15/24
UCF	21/29	34/29	55-58	(3)	23-62/22-53	.371/.415	6-18/6-18	.333/.333	3-6/8-13	.500/.615	33/40	(7)	11/7	10/14	2/7	6/1	16/13
HOUSTON	35/37	34/48	69-85	(16)	19-50/30-65	.380/.462	6-21/12-23	.286/.522	25-33/13-18	.758/.722	28/42	(14)	11/13	12/13	4/5	1/5	19/26
SMU	40/38	42/36	82-74	+8	31-61/30-58	.508/.517	9-19/7-16	.474/.438	11-18/7-12	.611/.583	36/28	+8	15/10	8/10	3/2	4/6	11/16
Wichita State	29/32	37/31	66-63	+3	25-64/19-53	.391/.358	6-16/8-25	.375/.320	10-21/17-20	.476/.850	42/33	+9	13/7	7/9	7/2	5/5	14/17
Houston	33/30	36/27	69-57	+12	22-50/19-62	.440/.306	6-17/8-33	.353/.242	19-25/11-18	.760/.611	39/33	+6	6/8	11/7	3/4	2/2	16/19
Iowa	36/31	36/48	72-79	(7)	28-65/29-53	.431/.547	6-27/11-22	.222/.500	10-14/10-16	.714/.625	32/33	(1)	9/15	7/14	2/1	4/1	18/15

Note: Game totals are displayed in the format TEAM/OPPONENT for each category.

2018-19 SEASON HIGHS AND LOWS

CINCINNATI	HIGH	LOW	OPPONENT	HIGH	LOW
Points	105, Arkansas-Pine Bluff (11/27/18)	52, at SMU (2/27/19)	Points	85, Houston (3/10/19)	47, Xavier (12/8/18)
FG Made	41, Arkansas-Pine Bluff (11/27/18)	17, Ohio State (11/7/18)	FG Made	30, vs. SMU (3/15/19) &	15, Western Michigan (11/19/18)
		17, at SMU (2/27/19)		30, Houston (3/10/19)	
FG Att	67, Tulane (1/2/19)	46, at Wichita State (1/19/19)	FG Att	71, Wichita State (2/17/19)	45, Western Michigan (11/19/18)
FG Pct	.641 (41-64), Arkansas-Pine Bluff (11/27/18)	.266 (17-64), at SMU (2/27/19)	FG Pct	.547 (29-53), vs. Iowa (3/22/19)	.268 (19-71), Wichita State (2/17/19)
3FG Made	14, Tulsa (1/24/19)	2, vs. George Mason (11/23/18)	3FG Made	14, at Tulsa (1/10/19)	3, vs. Ole Miss (11/24/18) &
3FG Att	31, at Tulsa (1/10/19)	7, vs. George Mason (11/23/18)			3, at UConn (2/24/19)
3FG Pct	.579 (11-19), Arkansas-Pine Bluff (11/27/18)	.158 (3-19), at ECU (1/5/19)	3FG Att	35, Wichita State (2/17/19)	16, vs. SMU (3/15/19)
FT Made	29, USF (1/15/19)	3, at UCF (3/7/19)	3FG Pct	.609 (14-23), at Tulsa (1/10/19)	.143 (3-21), vs. Ole Miss (11/24/18)
FT Att	38, UConn (1/12/19)	6, at UCF (3/7/19)	FT Made	22, USF (1/15/19)	2, at SMU (2/27/19)
FT Pct	.938 (15-16), at UConn (2/24/19)	.444 (8-18), at ECU (1/5/19)	FT Att	31, at Temple (1/27/19) &	3, at SMU (2/27/19)
Rebounds	50, at SMU (2/27/19)	23, USF (1/15/19)		31, Western Michigan (11/19/18)	
Assists	24, UCLA (12/19/18)	5, at Wichita State (1/19/19)	FT Pct	.941 (16-17), vs. Ole Miss (11/24/18)	.364 (4-11), vs. George Mason (11/23/18)
Steals	15, at Tulsa (1/10/19)	1, at Wichita State (1/19/19)	Rebounds	51, Wichita State (2/17/19)	20, vs. George Mason (11/23/18)
		1, Houston (3/10/19)	Assists	17, at Tulsa (1/10/10)	3, vs. Ole Miss (11/24/18)
Blocks	9, USF (1/15/19)	1, SMU (2/2/19)	Steals	8, vs. George Mason (11/23/18)	1, UCLA (12/19/18); 1, Tulane (1/2/19)
Turnovers	17, at UNLV (12/1/18)	4, at Houston (2/10/19)			1, Wichita State (2/17/19); 1, at UCF (3/7/19) &
Fouls	23, at UConn (2/24/19) &	7, Milwaukee (11/16/18)			1, vs. Iowa (3/22/19)
	23, at UNLV (12/1/18)		Blocks	10, at SMU (2/27/19)	0, Milwaukee (11/16/18); 0, Arkansas-Pine Bluff (11/27/18) &
					0, at Temple (1/27/18)
			Turnovers	31, Arkansas-Pine Bluff (11/27/18)	7, vs. Houston (3/17/19)
			Fouls	28, UConn (1/12/19)	11, UCF (2/21/19)

NON-RETURNING PLAYER CAREER STATISTICS

33

NYSIER BROOKS

CENTER • 6-11 • 240 • 3L • PHILADELPHIA, PA. (ADVANCED PREP INTERNATIONAL [TEXAS])

YEAR	GP-GS	MIN-AVG	TOTAL		3-PTERS		REBOUNDS									
			FG-FGA	PCT	FG-FGA	PCT	FT-FTA	PCT	OFF-DEF-TOT	AVG	PF-FO	AST	TO	BLK	STL	PTS-AVG
2016-17	33-0	279-8.5	28-53	.528	0-0	.000	23-40	.575	20-33-53	1.6	55-1	2	19	22	4	79-2.4
2017-18	35-2	340-9.7	38-77	.494	0-0	.000	16-29	.552	32-49-81	2.3	54-0	8	22	20	12	92-2.6
2018-19	35-35	802-22.9	99-185	.535	0-0	.000	84-133	.632	94-127-221	6.3	114-6	14	31	51	13	282-8.1
TOTAL	103-37	1421-13.8	165-315	.524	0-0	.000	123-202	.609	146-209-355	3.4	223-7	24	72	93	29	453-4.4

15

CANE BROOME

GUARD • 6-0 • 165 • 2L • EAST HARTFORD, CONN. (SACRED HEART)

YEAR	GP-GS	MIN-AVG	TOTAL		3-PTERS		REBOUNDS									
			FG-FGA	PCT	FG-FGA	PCT	FT-FTA	PCT	OFF-DEF-TOT	AVG	PF-FO	AST	TO	BLK	STL	PTS-AVG
2014-15*	31-30	984-31.7	158-358	.441	42-128	.328	84-113	.743	15-107-122	3.9	62-1	77	71	6	33	442-14.3
2015-16*	30-30	1124-37.5	236-530	.445	66-212	.311	156-203	.768	17-131-148	4.9	71-2	88	115	0	51	694-23.1
2017-18	34-3	698-20.5	95-205	.463	32-82	.390	46-65	.708	16-36-52	1.5	44-0	95	51	2	31	268-7.9
2018-19	35-4	742-21.2	99-250	.396	29-101	.287	63-84	.750	11-47-58	1.7	36-0	77	42	1	22	290-8.3
TOTAL	69-7	1440-20.9	194-455	.426	61-183	.333	109-149	.732	27-83-110	1.6	80-0	172	93	3	53	558-8.1
All*	130-67	3548-27.3	588-1343	.438	169-523	.323	349-465	.751	59-321-380	2.9	213-3	337	279	9	137	1694-13.0

* - Statistics from Sacred Heart

10

RASHAWN FREDERICKS

GUARD/FORWARD • 6-5 • 200 • 1L • ST. CROIX, VIRGIN ISLANDS (MOTLOW STATE CC)

YEAR	GP-GS	MIN-AVG	TOTAL		3-PTERS		REBOUNDS									
			FG-FGA	PCT	FG-FGA	PCT	FT-FTA	PCT	OFF-DEF-TOT	AVG	PF-FO	AST	TO	BLK	STL	PTS-AVG
2018-19	35-0	359-10.3	29-81	.358	8-34	.235	15-20	.750	29-49-78	2.2	28-0	8	12	5	10	81-2.3
TOTAL	35-0	359-10.3	29-81	.358	8-34	.235	15-20	.750	29-49-78	2.2	28-0	8	12	5	10	81-2.3

3

JUSTIN JENIFER

GUARD • 5-10 • 175 • 4L • BALTIMORE, MD. (MILFORD MILL ACADEMY)

YEAR	GP-GS	MIN-AVG	TOTAL		3-PTERS		REBOUNDS									
			FG-FGA	PCT	FG-FGA	PCT	FT-FTA	PCT	OFF-DEF-TOT	AVG	PF-FO	AST	TO	BLK	STL	PTS-AVG
2015-16	27-0	232-8.6	21-58	.362	10-30	.333	14-20	.700	2-16-18	0.7	18-0	34	17	0	14	66-2.4
2016-17	35-0	446-12.7	37-90	.411	17-45	.378	7-14	.500	8-27-35	1.0	32-0	68	16	0	16	98-2.8
2017-18	36-33	704-19.6	50-137	.365	30-84	.357	44-57	.772	8-29-37	1.0	43-0	91	24	0	17	174-4.8
2018-19	34-34	889-26.1	98-219	.447	60-135	.444	35-46	.761	6-53-59	1.7	42-0	98	25	0	22	291-8.6
TOTAL	132-67	2271-17.2	206-504	.409	117-294	.398	100-137	.730	24-125-149	1.1	135-0	291	82	0	69	629-4.8

0

LOGAN JOHNSON

GUARD • 6-2 • 175 • 1L • MOUNTAIN VIEW, CALIF. (SAINT FRANCIS HS)

YEAR	GP-GS	MIN-AVG	TOTAL		3-PTERS		REBOUNDS									
			FG-FGA	PCT	FG-FGA	PCT	FT-FTA	PCT	OFF-DEF-TOT	AVG	PF-FO	AST	TO	BLK	STL	PTS-AVG
2018-19	32-0	221-6.9	23-49	.469	3-12	.250	14-20	.700	15-23-38	1.2	24-0	21	19	7	11	63-2.0
TOTAL	32-0	221-6.9	23-49	.469	3-12	.250	14-20	.700	15-23-38	1.2	24-0	21	19	7	11	63-2.0

22

ELIEL NSOSEME

FORWARD/CENTER • 6-9 • 225 • 2L • KINSHASA, CONGO (RISE CENTRE ACADEMY [ONTARIO, CANADA])

YEAR	GP-GS	MIN-AVG	TOTAL		3-PTERS		REBOUNDS									
			FG-FGA	PCT	FG-FGA	PCT	FT-FTA	PCT	OFF-DEF-TOT	AVG	PF-FO	AST	TO	BLK	STL	PTS-AVG
2017-18	29-0	166-5.7	11-21	.524	0-0	.000	4-20	.200	20-29-49	1.7	23-0	5	11	11	3	26-0.9
2018-19	33-0	360-10.9	15-38	.395	0-0	.000	13-32	.406	33-74-107	3.2	39-0	4	11	18	9	43-1.3
TOTAL	62-0	526-8.5	26-59	.441	0-0	.000	17-52	.327	53-103-156	2.5	62-0	9	22	29	12	69-1.1

• PLEASE NOTE: No. 11 LaQuill Hardnett (F, 6-8, 210, Fr.-HS, Philadelphia, Pa./Perry Hall HS) redshirted the 2018-19 campaign at Cincinnati before transferring following the season.

2019-20 BOX SCORES

GAME 1 • NOV. 6, 2019
RV/-- CINCINNATI (56) AT 18/16 OHIO STATE (64)
VALUE CITY ARENA (COLUMBUS, OHIO)

Cincinnati 56 • 0-1,0-0 AAC

#	Player		Total		3-Ptr		Rebounds			PF	TP	A	TO	Blk	Stl	Min
			FG-FGA	FG-FGA	FT-FTA	Off	Def	Tot								
13	SCOTT, Tre	f	0-7	0-2	3-4	6	6	12	3	3	2	2	0	0	0	32
33	VOGT, Chris	c	2-5	0-0	0-2	1	3	4	5	4	0	1	1	0	0	13
00	McNEAL, Chris	g	4-12	1-6	1-1	1	3	4	3	10	1	2	0	4	4	34
02	WILLIAMS, Keith	g	5-10	2-3	1-2	2	0	2	2	13	0	3	0	1	1	28
34	CUMBERLAND, Jarron	g	4-13	0-5	5-9	0	3	3	2	13	3	1	0	0	0	33
01	DAVENPORT, Jeremiah		0-0	0-0	3-3	1	1	2	4	3	0	0	0	0	0	5
20	DIARRA, Mamoudou		0-0	0-0	0-0	0	0	0	1	0	0	0	0	1	1	3
21	CUMBERLAND, Jaevin		1-6	1-5	0-0	1	0	1	4	3	1	2	0	0	0	27
23	HARVEY, Zach		0-1	0-0	1-2	1	0	1	0	1	0	0	0	0	0	2
35	SOROLLA, Jaume		3-3	0-0	0-0	1	3	4	3	6	2	1	0	0	0	23
Team						2	2	4								
Totals			19-57	4-21	14-23	16	21	37	27	56	9	14	1	6	1	200

FG % 1st Half: 10-34 29.4% 2nd half: 9-23 39.1% Game: 19-57 33.3% Deadball
3FG % 1st Half: 3-12 25.0% 2nd half: 1-9 11.1% Game: 4-21 19.0% Rebounds
FT % 1st Half: 3-8 37.5% 2nd half: 11-15 73.3% Game: 14-23 60.9% 4

Ohio St. 64 • 1-0,0-0 Big Ten

#	Player		Total FG-FGA	3-Ptr FG-FGA	FT-FTA	Rebounds Off Def Tot	PF	TP	A	TO	Blk	Stl	Min
24	Andre Wesson	f	2-9	1-4	2-2	1 1 2	2	7	0	1	0	0	32
25	Kyle Young	f	6-7	0-0	2-4	7 6 13	2	14	0	0	1	1	30
34	Kaleb Wesson	f	3-7	2-3	0-3	4 7 11	4	8	2	1	1	0	35
01	Luther Muhammad	g	2-5	1-3	1-3	1 2 3	2	6	2	1	0	1	23
13	CJ Walker	g	1-6	0-1	6-6	0 2 2	2	8	2	4	0	0	21
03	D.J. Carton		3-5	1-2	2-3	0 5 5	2	9	2	4	0	0	25
04	Duane Washington Jr.		2-6	0-1	3-4	0 2 2	2	7	1	0	0	0	16
10	Justin Ahrens		0-1	0-1	0-0	0 0 0	0	0	0	1	0	0	7
32	E.J. Liddell		1-3	0-1	3-4	0 1 1	2	5	0	2	0	0	11
Team						1 1 2							
Totals			20-49	5-16	19-29	14 27 41	18	64	9	15	2	2	200

FG % 1st Half: 9-29 31.0% 2nd half: 11-20 55.0% Game: 20-49 40.8% Deadball
3FG % 1st Half: 1-9 11.1% 2nd half: 4-7 57.1% Game: 5-16 31.3% Rebounds
FT % 1st Half: 0-5 0.0% 2nd half: 19-24 79.2% Game: 19-29 65.5% 4

Officials: Keith Kimble,Terry Oglesby,Don Daily
Technical fouls: Cincinnati-None. Ohio St.-None.
Attendance: 13845

Score by periods	1st	2nd	Total
Cincinnati	26	30	56
Ohio St.	19	45	64

Last FG - CIN 2nd-00:52, OSU 2nd-03:39.
Largest lead - CIN by 8 1st-01:05, OSU by 9 2nd-07:12.

Points	In	Off	2nd	Fast
CIN	24	11	13	3
OSU	28	15	8	4

Score tied - 2 times.
Lead changed - 3 times.

GAME 2 • NOV. 11, 2019
DRAKE AT RV/-- CINCINNATI
FIFTH THIRD ARENA (CINCINNATI, OHIO)

GAME 4 • NOV. 22, 2019 • PARADISE JAM • FIRST ROUND
ILLINOIS STATE VS. CINCINNATI
SPORTS AND FITNESS CENTER (ST. THOMAS, VIRGIN ISLANDS)



2019-20 Cincinnati Basketball
Cincinnati Combined Team Statistics (as of Nov 07, 2019)
All games



RECORD:	OVERALL	HOME	AWAY	NEUTRAL
ALL GAMES	0-1	0-0	0-1	0-0
CONFERENCE	0-0	0-0	0-0	0-0
NON-CONFERENCE	0-1	0-0	0-1	0-0

#	Player	gp-gs	min	avg	Total		3-Point		F-Throw		Rebounds						a	to	blk	stl	pts	avg
					fg-fga	fg%	3fg-fga	3fg%	ft-fa	ft%	off	def	tot	avg	pf	dq						
34	CUMBERLAND, Jarron	1-1	33	33.0	4-13	.308	0-5	.000	5-9	.556	0	3	3	3.0	2	0	3	1	0	0	13	13.0
02	WILLIAMS, Keith	1-1	28	28.0	5-10	.500	2-3	.667	1-2	.500	2	0	2	2.0	2	0	0	3	0	1	13	13.0
00	McNEAL, Chris	1-1	34	34.0	4-12	.333	1-6	.167	1-1	1.000	1	3	4	4.0	3	0	1	2	0	4	10	10.0
35	SOROLLA, Jaume	1-0	23	23.0	3-3	1.000	0-0	.000	0-0	.000	1	3	4	4.0	3	0	2	1	0	0	6	6.0
33	VOGT, Chris	1-1	13	13.0	2-5	.400	0-0	.000	0-2	.000	1	3	4	4.0	5	1	0	1	1	0	4	4.0
13	SCOTT, Tre	1-1	32	32.0	0-7	.000	0-2	.000	3-4	.750	6	6	12	12.0	3	0	2	2	0	0	3	3.0
01	DAVENPORT, Jeremia	1-0	5	5.0	0-0	.000	0-0	.000	3-3	1.000	1	1	2	2.0	4	0	0	0	0	0	3	3.0
21	CUMBERLAND, Jaevi	1-0	27	27.0	1-6	.167	1-5	.200	0-0	.000	1	0	1	1.0	4	0	1	2	0	0	3	3.0
23	HARVEY, Zach	1-0	2	2.0	0-1	.000	0-0	.000	1-2	.500	1	0	1	1.0	0	0	0	0	0	0	1	1.0
20	DIARRA, Mamoudou	1-0	3	3.0	0-0	.000	0-0	.000	0-0	.000	0	0	0	0.0	1	0	0	0	0	1	0	0.0
Team											2	2	4					2				
Total.....		1	200		19-57	.333	4-21	.190	14-23	.609	16	21	37	37.0	27	1	9	14	1	6	56	56.0
Opponents.....		1	200		20-49	.408	5-16	.313	19-29	.655	14	27	41	41.0	18	-	9	15	2	2	64	64.0

TEAM STATISTICS	CIN	OPP
SCORING	56	64
Points per game	56.0	64.0
Scoring margin	-8.0	-
FIELD GOALS-ATT	19-57	20-49
Field goal pct	.333	.408
3 POINT FG-ATT	4-21	5-16
3-point FG pct	.190	.313
3-pt FG made per game	4.0	5.0
FREE THROWS-ATT	14-23	19-29
Free throw pct	.609	.655
F-Throws made per game	14.0	19.0
REBOUNDS	37	41
Rebounds per game	37.0	41.0
Rebounding margin	-4.0	-
ASSISTS	9	9
Assists per game	9.0	9.0
TURNOVERS	14	15
Turnovers per game	14.0	15.0
Turnover margin	+1.0	-
Assist/turnover ratio	0.6	0.6
STEALS	6	2
Steals per game	6.0	2.0
BLOCKS	1	2
Blocks per game	1.0	2.0
ATTENDANCE	0	13845
Home games-Avg/Game	0-0	1-13845
Neutral site-Avg/Game	-	0-0

Date	Opponent	Score	Att.
11/06/19	at Ohio St.	L 56-64	13845

* = Conference game

Score by Periods	1st	2nd	Totals
Cincinnati	26	30	56
Opponents	19	45	64