

# CINCINNATI LACROSSE

## 2016 CINCINNATI LACROSSE MEDIA GUIDE



UNDER ARMOUR.







UNDER ARMOUR.



UA COMMAND HEAD

**LIGHT, SLEEK, POWERFUL.**

Lightweight and packed with power — it's engineered with all weather nylon to withstand the most extreme temperatures.



**COMMAND  
EVERY  
MOMENT.**

**I WILL.**

Available at Authorized Dealers.



## 2016 CINCINNATI LACROSSE MEDIA GUIDE



## 2016 SCHEDULE

DATE	OPPONENT	TIME
Feb. 19	at Stetson	6 p.m.
Feb. 21	at Presbyterian	Noon
Feb. 26	at Winthrop	2 p.m.
<b>Feb. 28</b>	<b>ROBERT MORRIS</b>	<b>1 p.m.</b>
<b>March 4</b>	<b>DETROIT</b>	<b>4 p.m.</b>
<b>March 6</b>	<b>CENTRAL MICHIGAN</b>	<b>1 p.m.</b>
March 11	at Ohio State	5 p.m.
March 13	at Niagara	Noon
<b>March 18</b>	<b>COASTAL CAROLINA</b>	<b>6 p.m.</b>
<b>March 22</b>	<b>LOUISVILLE</b>	<b>1 p.m.</b>
April 2	at UConn*	Noon
<b>April 9</b>	<b>VILLANOVA*</b>	<b>1 p.m.</b>
April 13	at Vanderbilt*	4 p.m.
<b>April 16</b>	<b>GEORGETOWN*</b>	<b>Noon</b>
<b>April 20</b>	<b>FLORIDA*</b>	<b>Noon</b>
April 23	at Temple*	6 p.m.
April 29	at Marquette*	6 p.m.

**2016 BIG EAST Championships**  
(Washington, D.C.)

May 5	Semifinals	TBD
May 7	Final	TBD

\* BIG EAST Conference game

Home games in **BOLD CAPS** played on University of Cincinnati campus

All dates and times subject to change

All times Eastern

Experience UC - Admission to all 2016 Cincinnati Lacrosse home games is complimentary

## TABLE OF CONTENTS

The University of Cincinnati .....	2
City of Cincinnati .....	3
Academics .....	4
Bearcats in the Community .....	5
Strength & Conditioning .....	6
Under Armour .....	6
Sports Medicine .....	7
President Dr. Santa J. Ono .....	8
Athletics Director Mike Bohn .....	9
Sheakley Athletics Center .....	10
2015 Quick Facts .....	11
Head Coach Gina Oliver .....	12
Assistant Coaches Shannon Witzel & Natalie Lang .....	13
2016 Schedule .....	14
2015 Roster .....	15
Student-Athletes .....	16-36
2015 Results & Statistics .....	37
2015 BIG EAST Standings & Team Statistics .....	38
2015 BIG EAST Individual Statistics .....	39
All-Time Roster & Coaches .....	40
Single-Game Records .....	41-42
Season Records .....	43-44
Career Records .....	45-46
Series History .....	47-48
Year-by-Year Records & UC vs. Ranked Teams .....	49

## MEDIA INFORMATION

**Sports Communications**

The University of Cincinnati Athletics Communications Office is ready to assist you in every way possible to make the experience of covering UC Athletics productive and rewarding. For this reason, we have developed policies and procedures which will require cooperation on the part of the media. Not complying with these policies will result in the refusal of credentials/access.

**On the Web**

Information on all University of Cincinnati athletic teams is available at [www.GoBEARCATS.com](http://www.GoBEARCATS.com). To receive the UC updates via email, please send a request to Katie Botsis ([katie.botsis@uc.edu](mailto:katie.botsis@uc.edu)). UC competes as an associate member in the BIG EAST Conference for women's lacrosse only. Visit [BIGEAST.org](http://BIGEAST.org) for more information.

**Media Credentials**

Requests for official working media credentials should be directed to the UC Athletics Communications Office.

**#Bearcats**

When tweeting and engaging others on social media networks about UC or the Bearcats, please use #Bearcats.

**Credits**

The 2016 Cincinnati lacrosse media guide was published by the University of Cincinnati Athletics Department, Mike Bohn Director of Athletics.

Editor: Michael Scholl; Editorial Assistance: Ryan Koslen, Andre Foushee, Katie Botsis, Alex Ryan, Alex Lange & Drew Weber. Image Credits: Lisa Ventre, Ashley Kempher and Jay Yocis of UC Creative Services & Ryan Meyer

**Get Connected**

**[gobearcats.com](http://gobearcats.com)**

@GoBEARCATS  
@GoBearcatsLAX

GoBearcats  
GoBearcatsLAX





## THE UNIVERSITY OF CINCINNATI

## A RECORD-SETTING YEAR

- » Projections call for another record-setting overall enrollment and significant gains in diversity, academic profile and retention for the 2015-16 year.
- » There are several other potential records for Uptown Campus baccalaureate degree-seeking freshmen in 2015, according to early projections
- » First-year retention rate: 87 percent (up 0.5 percent last year)
- » Average ACT score: 25.7 (up from 25.5 last year)
- » Average SAT score: 1163 (up from 1153 last year)
- » Average high school GPA: 3.471 (up from 3.458 last year)
- » National Merit/Achievement Scholarship recipients: 50 (up from 48 last year)
- » An overall 2.6 percent increase in freshmen students of color for a total of 20.6 percent, compared to last year's 18 percent.
- » An overall increase (137 students) in international students for a total of 3,330, compared to last year's 3,193.

## AN INSTITUTION ON THE RISE

- » The University of Cincinnati was again named in the Top Tier of the country's "Best National Universities" and moved up six spots to 129th in the 2015 special issue. In the past four years, UC has jumped a remarkable 27 places on the list. No other university in the top 130 has jumped as many places in only five years.
- » Last year, UC also made the list of the top 13 colleges with the best co-op or internship opportunities.
- » UC has numerous programs ranked among the top 100 public universities in the nation, including 50 in the Top 50.
- » The MBA program rose a total of 39 spots for its full-time program and 69 spots for its part-time program. Both rankings exemplified the largest increase of any school in the nation, leading U.S. News & World Report to call the UC move "one of the most noteworthy changes" in the most current rankings.
- » U.S. News has ranked UC in the Top Tier of America's Best Colleges and as one of 15 "up and coming" universities.
- » The Chronicle of Higher Ed. calls UC a "research heavyweight."
- » Travel & Leisure Magazine ranked UC among America's Most Beautiful College Campuses.
- » UC was the first public institution in Ohio named a "green university" by Princeton Review.
- » Classified as a Research University (Very High Research Activity) by the Carnegie Commission, UC is ranked as one of America's top 25 public research universities by the National Science Foundation.
- » Money Magazine's "Elite Values in Higher Education," Kaplan's "Unofficial, Unbiased Insider's Guide to the 320 Most Interesting Colleges,"



Octameron's "College Match: A Blueprint for Choosing the Best School for You" and Yahoo's "Internet Life" have all ranked the University of Cincinnati's programs among the best in the nation.

- » HomeTalk.com listed UC's Morgens Hall among its national list of 7 university residence halls with must-have features. Morgens was included for its sustainability features.

## LARGE PUBLIC UNIVERSITY

- » The University of Cincinnati enrolls more than 43,500 students, including its Blue Ash and Clermont campuses, each year in a diverse collection of 13 colleges and divisions – from the College-Conservatory of Music to the College of Medicine, law to engineering, business to arts and sciences.
- » The university offers more than 300 majors and degree programs from the associate to doctoral level.

## WORLD-RENOWNED PROGRAMS

- » The College & Conservatory of Music (CCM) is ranked in the top 10 music schools nationally.
- » The Criminal Justice and Pediatrics programs are each ranked third in the nation, the College of Design Architecture Art & Planning (DAAP) annually has its design programs ranked in the top three nationally and its architecture program in the top 10.

## COOPERATIVE EDUCATION


- » Co-op was invented at the University of Cincinnati in 1906. Now, over 100 years and 43 countries later, generations of students worldwide have followed our lead.
- » Today, UC's co-op program is listed among the nation's best in US News & World Report rankings.

## UC BY THE NUMBERS ...

372	// Programs of Study
16 to 1	// Student/Faculty Ratio
117	// Buildings on Campus
43,691	// Total Enrollment

## “ Among the top tier of the Best National Universities.”

» US News and World Report, September 2012



## “ One of the nation's top Green Universities.”

» Princeton Review, April 2011



## “ UC has one the world's most beautiful campuses.”


» Forbes Magazine/Delta Sky Magazine, 2011



## THE CITY OF CINCINNATI



## AN INSIDE LOOK



## THE QUEEN CITY

Amidst the gently rolling hills along the Ohio River, Cincinnati spreads from the southwestern corner of Ohio into Northern Kentucky and southeastern Indiana.

## CINCINNATI FORTUNE 500s

Cincinnati added another company to the Fortune 500 list this year, bringing the Queen City's total to 10 on the annual ranking of the largest public companies in the U.S. with another four in the top 1000.

Ohio emerged as home to the fifth-largest share of Fortune 500 companies in the nation in the annual ranking, with a total of 27 Fortune 500 companies in the latest ranking, up four companies from 2010.

- » Kroger
- » Procter & Gamble
- » Macy's
- » Ashland
- » Omnicare
- » Fifth Third Bancorp
- » General Cable Corp.
- » American Financial Group
- » AK Steel
- » Western & Southern Financial

## GETTING METROPOLITAN

The metropolitan Cincinnati population is 2.1 million. The metro area consists of Hamilton, Clermont and Warren Counties in Ohio; Boone, Campbell and Kenton Counties in Kentucky; and Dearborn County, Indiana. The city's population is about 356,000 and covers an area of 77.2 square miles.

## A GREAT PLACE TO LIVE

Cincinnati was named 'A Top-10 Value City' by Kiplinger magazine. Cincinnati's vibrant economy, low cost of living and great amenities helps companies retain current employees and recruit new ones.

## CINCINNATI USA'S MOST RECENT DESIGNATIONS:

- » One of 15 places in the World to Visit in 2015 by Jetsetter.com
- » One of Six Small Cities with Big Food Scenes, USA Today
- » One of the 20 Best Cities for 20-Somethings, Greatist
- » Fifth-best Foodie City for Your Wallet, WalletHub, 2014
- » One of Five Cities with up-and-coming Downtowns, Fortune
- » Best Regional Airport by Skytrax
- » Best ER Care by Healthgrades
- » Most Affordable by Forbes Magazine
- » Best for New Business by Site Selection Magazine
- » Healthiest City by Men's Health Magazine
- » Best City for Nightlife by Forbes Magazine
- » Town of Best-Kept Secrets by Travel & Leisure Magazine
- » Worth the Trip by Oprah Magazine
- » America's Most Livable Communities
- » Cities that Rock by Esquire Magazine
- » Top Fun City by Money Magazine

## ACCOLADES AND AWARDS

National praise keeps coming for Cincinnati and the city's improved image has been the subject of numerous articles placed in publications such as USA Today, CNN.com and Esquire Magazine. Cincinnati is recognized not only as a top destination for all ages,

but also a community that strives for innovation, quality of life and regional growth.

## AN ALL-STAR CITY

The Cincinnati Reds and the City of Cincinnati played host to the 86th Major League Baseball All-Star Game in July 2015. The nearly week-long event included The Color Run MLB All-Star 5k, T-Mobile All-Star FanFest, Budweiser MLB All-Star Concert, the All-Star Legends and Celebrity Softball game, the MLB All-Star Summer Pepsi Block Party, the Gillette Home Run Derby and was capped off by the 86th MLB All-Star Game at Great American Ball Park.

## AN ATTRACTIVE DESTINATION

Cincinnati's attractions were recognized as top vacation spots for families, in the Zagat Survey's U.S. Family Travel Guide, in association with Parenting Magazine. Numerous Cincinnati attractions top rankings among a list of over 1,000 sites and attractions in the United States.

- » Cincinnati is home to the NFL's Cincinnati Bengals and MLB's Cincinnati Reds.
- » Newport Aquarium was named the No. 1 aquarium in the Midwest and one of the 25 top rated attractions in the country.
- » Cincinnati Zoo & Botanical Garden ranked 13th of 50 national attractions.
- » Cincinnati Art Museum tied with four museums, including the Metropolitan Art Museum in New York and the Art Institute in Chicago, for best art museum.
- » Kings Island ranked 4th overall in "child appeal" category.
- » Newport on the Levee topped the national list of malls and shopping centers.
- » Cincinnati Museum Center at Union Terminal and Great American Ball Park received top rankings as well.



## ACADEMIC EXCELLENCE

## SPRING 2015 IN REVIEW

- 3.178 // Department GPA**  
**15 // Teams with 3.0 GPA or better**  
**6 // Programs with record GPA**  
**33 // TopCats (4.0 GPA)**  
**175 // Dean's List (3.4 GPA)**  
**295 // Bearcat Honor Roll (3.0 GPA)**

**Spring 2015 TopCats:** Bryan Chenoweth (BASE), Connor McVey (BASE), Mitch Patishall (BASE), John Nemes (CC), Antonio Kinard (FB), Daniel Nfodjo (FB), Idarius Ray (FB), Kyle Taubenheim (FB), Courtney Curtis (LAX), Jonathan Cottrell (MSOC), Nick Frank (MSOC), Megan Cravenor (WSOC), Emma Dwenger (WSOC), Alexa Fiehrer (WSOC), Vanessa Gilles (WSOC), Taylor Pavlika (WSOC), Amanda Coffey (WSWIM), Kirsten Rissover (WSWIM), Sammie Wheeler (WSWIM), Ali Miller (TEN), Kelly Poggensee-Wei (TEN), Hannah Wille (TEN), Brian Barney (MT&F), Ian Silver (MT&F), Frida Akerstrom (WT&F), Nicole Breeden (WT&F), Grace O'Donnell (WT&F), Anne Pace (WT&F), Taylor Rosenhagen (WT&F), Jamie Netisingha (VB), Me'Ashah Nicholson (VB), Emma Roberson (VB), Parker Shepherd (VB),



## FALL 2015 IN REVIEW

- 3.179 // Department GPA**  
**13 // Teams with 3.0 GPA or better**  
**28 // TopCats (4.0 GPA)**  
**193 // Dean's List (3.4 GPA)**  
**290 // Bearcat Honor Roll (3.0 GPA)**

**Fall 2015 TopCats:** Connor McVey (BASE), Mitch Patishall (BASE), Cameron Ross (BASE), Eric Ernst (FB), Ryan Leahy (FB), Ryan Stout (FB), Kirk Willis (FB), Emma Wachtel (WGOLF), Courtney Curtis (LAX), Jordan Coulter (WSOC), Kaleigh Piscioneri (WSOC), Nik Balmer (MSWIM), Andrea Bartel (WSWIM), Taylor Berend (WSWIM), Amanda Coffey (WSWIM), Ellen Posch (WDIVE), Milli Puth (WSWIM), Makenzie Stolar (WTEN), Hannah Wille (WTEN), Nick Grismer (MT&F), Joe Ratterman (MT&F), Adrian Valles (MT&F), Nicole Breeden (WT&F), Juliana Madzia (WT&F), Anne Pace (WT&F), Vanessa Robinson (WT&F), Morgan Allred (VB), Lindsey Dinkelacker (VB)



- » For 14 straight grading periods beginning in 2010 and in 20 of the last 21 grading periods, our student-athletes have earned a cumulative GPA above a 3.0.
- » 14 of 17 teams posted a 3.0 cumulative GPA or higher for the 2014-2015 academic year.
- » A record breaking 42% of Bearcats student-athletes were named to the Dean's List, earning a 3.4 GPA or higher in fall 2014 and 41% in the spring 2015 semester.
- » A record 58 student-athletes achieved a 4.0 GPA during the fall or spring semester.
- » Five programs posted record breaking semester GPAs during the 2015-2015 academic year. Women's soccer (3.533), women's tennis (3.645) and men's track (3.229) set records in the fall but proceeded to break them again in the spring. Women's track posted a 3.457 in the fall while volleyball posted a 3.648 in spring 2015.
- » Men's Swimming, Men's Outdoor Track, Women's Golf, and Tennis (second consecutive year) received the NCAA Public Recognition Award for their APR score of 1000.
- » Ian Happ, was named First Team Capital One Academic All-America by CoSIDA.
- » Jae Atkinson, Women's Soccer was voted by CoSIDA to the 2014 Capital One Second Team Academic-All District.
- » Brian Barney was named Second Team Capital One Academic All-America by CoSIDA, the 2014-2015 American Athletic Conference Scholar-Athlete of the Year and a finalist for the Male Arthur Ashe Jr. Sports Scholar of the Year and was named to the 1st team.

## 2014-15 GRADUATES

**Baseball:** Ryan Atkinson, Bryan Chenoweth, J.P. Jackson

**Men's Basketball:** Ge'Lawn Guyn, Jermaine Sanders

**Women's Basketball:** Alysha Lovett, Chelsea Jamison

**Football:** Mason Antoun, Clemente Casseus, Michael Colosimo, Dominic Mainello, Parker Ehinger, Kevin Hyland, Rod Moore, Max Morrison, Rob Rice, Kyle Taubenheim, Shaq Washington, Hosey Williams, Kirk Willis, Chad Hannah, Brandon Mitchell

**Men's Golf:** Jared Howard, John Michael O'Toole, Baxter Reeves, Michael Wolf

**Women's Golf:** Mackenzie Moir

**Women's Lacrosse:** Megan Bell, Ashley Helmraht, Jillian Magnotta

**Men's Soccer:** Will Deobold, Matt Remaley, Ashani Walker, Jonathan Cottrell, Alan Rovira

**Women's Soccer:** Megan Cravenor, Alexa Fiehrer, Mackenzie Grause, Christi Mason, Evi Ranson, Kate Schmidt, Kristina Utley, Mollie Williams,

**Men's Swimming & Diving:** Roberto Nevarez, Tim O'Brien, Michael Palleros

**Women's Swimming & Diving:** Kendra Bierman, Meghan Calvaruso, Aleksandra Kaminska, Helena Pikhartova, Kirsten Rissover, Brenna Stout, Samantha Wheeler


**Women's Tennis:** Kristina Georgieva

**Men's Track & Field:** Brian Barney, Cody Curry, Kevin Fink, Nick Kowaleski, Michael Nwankwo, Tyler Ross

**Women's Track & Field:** Mekayla Breland, Hannah Christ, Ashley Earman, Jalisa Jarrett, Taylor Rosenhagen, Shanice Smith, Emelie Larsson

**Volleyball:** Jamie Netisingha, Me'Ashah Nicholson, Megan Turner, Caitlin Ogletree


## STUDENT-ATHLETES OF THE MONTH



JON COTTRELL




JAE ATKINSON



ERIC LEFELD



AMELIA WEGMAN



MICHAEL ARNOLD




HELENA PIKHARTOVA



JOHN MICHAEL O'TOOLE



SHANICE SMITH



IAN HAPP



## SUPPORT SERVICES

## COMMUNITY SERVICE

The Cincinnati Bearcats take pride in their athletic and academic accomplishments. They also hold a unique place for their Cincinnati community and express that through engaging outside of sport. Each of our 19 teams does their part each year to give back to the community that supports them.

During the 2014-15 academic year, UC student-athletes completed over 2,968 hours of community service, visiting over 50 separate sites.

Within the athletic department we have two annual community engagement initiatives that are organized by UC student-athletes.

Playdate with the Bearcats grew out of the relationship between the Cincinnati football team and Mitch Stone, a young cancer patient who was adopted by the team during their 2009 record-breaking season. Today, Mitch is healthy and cancer-free. With help from the team, Mitch's family started Mitch's Mission so that they could continue helping kids facing similar health challenges.

Each February, Mitch's Mission and UC partner to host Playdate with the Bearcats. The fundraiser benefits pediatric cancer and blood disease patients at Cincinnati Children's Hospital. The event is designed as a carnival-like, family-fun event, featuring UC student-athletes from the football team and other varsity sports along with the Bearcat mascot. The day also offers cornhole, kid-friendly drills put together by UC coaches, swimming, rock-climbing, face painting, food and music.

The second major event sponsored by UC student-athletes is Gatorade Pong which. Put on annually by the Student-

Athlete Advisory Committee, it is a tournament style event with raffles, prizes and food. All of the proceeds go to Mother's Against Drunk Driving to promote education and safe driving. The event includes representation from all of our teams as well as faculty, staff and the Cincinnati community.

**COMMUNITY ENGAGEMENT PARTNERS**

- Adopt a Family
- American Cancer Society
- Blue Ash Childcare Center
- Boys and Girls Club
- Cincinnati Children's Hospital
- Dragonfly Foundation
- Earth Day Clean Up
- Freestore Foodbank
- Girls on the Run
- Habitat for Humanity
- Into the Streets
- Making Strides Against Breast Cancer
- Mercy Health
- Our Daily Bread
- Playdate with the Bearcats
- Reds Urban Youth Academy
- Relay for Life
- Ronald McDonald House
- Special Olympics
- UCATS Thank-A-Thon
- vs. Cancer Foundation

» **DURING THE 2014-15 ACADEMIC YEAR, UC STUDENT-ATHLETES COMPLETED OVER 2,968 HOURS OF COMMUNITY SERVICE.**





## SUPPORT SERVICES

## STRENGTH &amp; CONDITIONING



Strength and conditioning is one of the most important ingredients of any successful college athletic department. To help the Bearcats' student-athletes maximize their athletic potential, UC combines a modern, comprehensive facility with the latest techniques in sports performance.

The goal of the strength and conditioning program is to develop the total athlete. The strength and conditioning staff works with UC student-athletes in the following areas: strength/power, agility/skill development, nutrition, mental toughness, speed, flexibility, conditioning and injury prevention to lead to total athlete development.

No area is given greater attention and emphasis than strength and conditioning.



With the opening of the Richard E. Lindner Athletics Center, the Bearcats utilize a 22,000-square-foot strength training facility, one of the largest in the nation. The facility includes state-of-the-art equipment and an artificial turf warm-up area, trimmed in the same surface UC plays on at Nippert Stadium, Gettler Stadium and Marge Schott Stadium.

In 2013, the mirror-covered space received an overhaul, including painting, new Olympic weights, 36 racks, a new top-of-the-line flooring system

Space within the weight room was also redistributed in a more efficient manner, allowing multiple teams and groups to work out at the same time.



In the summer of 2014, a nutrition bar was added; ensuring UC student-athletes will have access to pre- and post-workout nutritional shakes and NCAA-regulated supplements.

Joe Walker heads up the football strength and conditioning staff and is assisted by former UC standout running back Orlando Smith, David Neill and graduate assistants Reid Kagy.

Mike Rehfeldt oversees the men's basketball program while Kelly Powers leads the women's basketball and Olympic sports effort along with the help of Lauren Kelly.

## UNDER ARMOUR APPAREL



## UNDER ARMOUR.

The University of Cincinnati department of athletics officially welcomed Under Armour to the family in 2015-16, as the global performance brand began its tenure as the official outfitter for UC's intercollegiate athletics program starting July 1, 2015.

The long-term partnership was originally announced on April 2, 2015.

As part of the multi-year agreement, Under Armour will exclusively design and supply the footwear, apparel and equipment for training and gameday uniforms for each of UC's 19 men's and women's varsity athletic teams beginning in the 2015-16 season.

In addition to outfitting the Bearcats, the brand plans to integrate the University into its wide-ranging storytelling efforts, including global marketing campaigns, social

media initiatives, in-store promotions and grassroots activations.

"Our talented players, coaches and staff are excited to share this new relationship with our dedicated fans and demonstrate how two hot brands will take the Bearcats to new heights," Director of Athletics Mike Bohn said. "Under Armour has made a significant commitment to UC which will allow us to strive for even more significant achievements. We share a passion to provide our student-athletes with all the cutting edge tools to compete at the highest level."

This new affiliation further expands Under Armour's leadership in providing proven performance benefits to college athletes on all playing fields. Cincinnati is the brand's fifteenth Division 1 all-school partnership.





## SUPPORT SERVICES

## SPORTS MEDICINE

The University of Cincinnati's sports medicine program is responsible not only for helping student-athletes make speedy recoveries from injuries, but in preventing injuries from occurring.

UC's sports medicine program is a comprehensive approach to the injury care and the wellness of the University's over 500 student-athletes, utilizing state-of-the-art diagnostic and treatment equipment with the latest methods in the care and prevention of injuries.

Its objectives are simple: to prevent injuries, to rehabilitate injuries, to adjust to the stress following injuries and to educate student-athletes about various wellness issues. Trainers are present at every practice and event to monitor the health of the student-athletes and respond to injuries.

The goal is to get UC's athletes back in the classroom and on the playing field functioning at 100 percent capacity. New student-athletes are carefully examined before they participate to detect potential problems. All student-athletes are afforded state-of-the-art therapeutic care.

During the summer of 2011 and following an extensive departmental review, UC made the decision to outsource its sports medicine operation to Select Medical, the parent company of NovaCare Rehabilitation, which is UC's longtime provider of rehabilitation services.

Under the direction of Associate AD/Sports Medicine Bob Mangine, UC's athletic trainers are the backbone of the sports medicine program. Mangine, drawing on more than three decades in the sports medicine and physical therapy fields, supervises a staff of six assistant athletic trainers, four intern athletic trainers and two physical therapists.



Mangine leads the football sports medicine team while Head Athletic Trainer Robb Williams is in his second season with the men's basketball squads at UC while overseeing the day-to-day operations of the training room.

Associate Head Football Trainer Daniel Springer starts his second full-time season with the program. Springer is a UC graduate who was a student trainer with the 2008 Bearcats team which traveled to the Orange Bowl.

Emi Matsuno, who previously worked at the University of Illinois, enters her seventh season at UC and her second with the women's basketball squad, after spending the previous six years with the football program.

Kris Chalk is in his third year at UC and works with the men's soccer and men's and women's swimming & diving.

Samantha Loughlin is also in her third year with the Bearcats and works with the lacrosse program and men's and women's swimming and diving.

Interns for the 2105-16 season are Phil Montano (football), Haley McDaniel (volleyball), Michele Galvin



(Track & Field), Stephanie Medina (tennis, cheer and dance).

Matt Donlin and Lydia Wright will serve as physical therapists.

UC has some of the top doctors in the country on staff, led by Head Team Physician Dr. Jon Divine, and Director of Orthopedic Services Dr. Angelo Colosimo.

UC's state-of-the-art sports medicine facility caters to the needs of UC's student-athletes. Features of the training room include over 4,000 square feet of space for treatment and taping, spacious office suites for training staff and physicians, hydrotherapy areas, a physicians' exam area and x-ray facilities.

UC Health provides nationally-recognized specialists who are immediately accessible. University of Cincinnati Medical Center, a nationally recognized medical center, is immediately adjacent to UC's campus, providing Bearcats student-athletes the absolute best in health and medical care. UC Health Imaging Centers has an MRI diagnostic center within the Richard E. Lindner Varsity Village complex.







# DR. SANTA J. ONO

## UNIVERSITY OF CINCINNATI PRESIDENT

Santa Jeremy Ono, PhD, is the 28th President at the University of Cincinnati. After serving on an interim basis for two months, he was appointed to the presidency on Oct. 23, 2012.

President Ono first arrived at UC in 2010, serving two years as the Senior Vice President for Academic Affairs and Provost. As Provost, he led the development of an Academic Master Plan (AMP) aligned to the university's strategic plan, UC2019u. The AMP, unveiled in May 2012, outlined an initial investment of about \$10 million toward long-term strategic goals set for completion in UC's bicentennial year, 2019.

Dr. Ono is the first Asian American to serve as UC's chief executive and one of only a few Asian Americans to serve as president of a major research institution in the United States.

Dr. Ono also serves as Professor of Pediatrics within UC's College of Medicine and Professor of Biology in the McMicken College of Arts and Sciences. Dr. Ono's principal research interests focus on transcriptional regulation in the human immune system, mechanisms of mast cell dependent inflammation on the ocular surface and the immune component of age-related macular degeneration.

Prior to UC, Dr. Ono served at Emory University as Vice Provost for Academic Initiatives and Deputy to the Provost and then Senior Vice Provost for Undergraduate Academic Affairs, also serving as Professor in the Department of Ophthalmology, Emory University School of Medicine.

Earlier in his career, he also served in a variety of teaching, research and administrative positions at the Johns Hopkins School of Medicine, Harvard Medical School (and the Schepens Eye Research Institute), University College London (UCL) and Moorfields Eye Hospital in London.

Effective in July 2013, the U.S. Department of State Office of Foreign Missions appointed Dr. Ono to serve as Honorary Consul of Japan.

Dr. Ono's service in the community includes the Cincinnati Business Committee and the boards of Ohio's Third Frontier, Cincinnati USA Regional Chamber of Commerce, Cincinnati Art Museum, Cincinnati Symphony Orchestra, CincyTech, UC Health, Uptown Consortium, United Way, and Japan America Society of Cincinnati. He chairs the UC Research Institute board, the United Way Research Council and the board of the Global HEED (Promoting Health, Education and Economic Development), and co-chairs the Cincinnati/Northern Kentucky Early Grade-Level Reading Campaign. He is a member of the Chancellor's Ohio Completion Task Force of the Ohio Board of Regents as well as the Executive Committee of the STRIVE partnership and served on the Board of Advisors for Strive for College.

He has served on the Medical Research Council's Medical Advisory Board and College of Experts and the IMS and HAI study sections of the National Institutes of Health. He has consulted widely for companies such as GSK, Cambridge Antibody Technologies plc (now part of Astra Zeneca), Johnson & Johnson, Santen Inc. and Oxagen plc. He is chief scientific officer of iCo Therapeutics Inc., of Vancouver, Canada.

As a scholar and researcher, Dr. Ono has served on the editorial boards of the Journal of Immunology, Journal of Biological Chemistry, Immunology and the Journal of Allergy & Clinical Immunology.

Among his many honors and awards are the American Diabetes Association Career Development Award, the Investigator Award from the National Arthritis Foundation, the Brit Katz Award (Emory University), the Roche Laboratories Award for Excellence in Research, the Pharmacia International Award in Allergy Research. He was elected a Fellow of the American Association for the Advancement of Science in 2012.

Dr. Ono earned his PhD at McGill University and his BA at the University of Chicago. His training in Biochemistry and Molecular Biology at Harvard was supported by a Helen Hay Whitney Foundation Fellowship.



## UNIVERSITY BOARD OF TRUSTEES

### TRUSTEES..... TERM EXPIRES

Thomas H. Humes.....	2016
Robert E. Richardson Jr.....	2017
Ronald D. Brown .....	2018
Thomas D. Cassady .....	2019
William C. "Wym" Portman III .....	2020
Geraldine B. "Ginger" Warner .....	2021
Margaret K. "Peg" Valentine .....	2023

### TRUSTEES..... TERM EXPIRES

Kim Heiman.....	2024
<b>STUDENT TRUSTEES ..... TERM EXPIRES</b>	
Debra Burgess, Graduate Student .....	2016

### OFFICERS

Thomas H. Humes.....	Chairperson
Robert E. Richardson, Jr.....	Vice Chairperson
Thomas D. Cassady .....	Secretary





# MIKE BOHN

## DIRECTOR OF ATHLETICS

Mike Bohn was named the director of athletics at the University of Cincinnati on Feb. 6, 2014

Bohn's career spans thirty years and includes record-setting achievements at multiple institutions.

"We are beyond excited to join the UC community--with its rich history and remarkable momentum," Bohn said. I am eager to partner with a highly energized President who understands the collaborative role that athletics can play in advancing the University's vision and values. Go Bearcats!"

"To recruit a leader of Mike's caliber and national standing only reaffirms the strength, promise and pride of UC Athletics. Mike has successfully moved multiple high profile programs to greater heights, and I am confident that he will help us do the same," Ono said. "I invite all of you to join me in welcoming Mike and his family to the Bearcat family."

As director of athletics at the University of Colorado from 2005 to 2013, Bohn successfully led their transition to the Pac-12 Conference. CU won four conference championship titles within two years, including the first for men's basketball in over 43 years. Meanwhile, Bohn enhanced academic support for scholar-athletes, resulting in departmental highs for APR and GPA.

He oversaw several multi-million dollar capital projects and facility upgrades, as well as secured the largest corporate sponsorship in school history. In 2008, CU garnered national attention for launching the first zero-waste stadium initiative at the college or professional level. In 2013, CU was named the most economically efficient athletics department in the nation by the Laboratory for the Study of Intercollegiate Athletics at Texas A&M.

Prior to the University of Colorado, Bohn served as director of athletics at San Diego State University. Under his watch, SDSU football increased season ticket sales by 27% and game-day attendance by 59%, in addition to setting a SDSU single-game attendance record of 57,000

against Idaho State. The SDSU baseball team set a NCAA single-game attendance record of 40,000.

As director of athletics at the University of Idaho from 1999 to 2003, Bohn successfully led their transition to the Division I-A ranks from the Big Sky Conference. Under Bohn, UI began construction on the Vandal Athletics Center, the first athletic facilities improvement in two decades. Additionally, he spearheaded a 20% increase in the Vandal Scholarship Fund and a \$350,000 surge in annual corporate support.

Bohn spent three years at Colorado State University as associate director of athletics. At CSU, he was responsible for all external revenue-producing operations, including: ticket sales; fundraising through the Greater Ram Club; licensing; corporate sales; signage; capital campaigns; broadcasting rights fees; and special events.

Prior to CSU, Bohn served as Director of Marketing for the College Football Association. The CFA, the precursor to the current Bowl Championship Series, consisted of six major football conferences encompassing 67 universities. Bohn assisted with the CFA's administration of a \$67 million television package involving ABC, ESPN and ESPN2.


He began his athletic administrative career at the Air Force Academy, where he played a major role in increasing football season ticket sales from 6,000 to 20,000 and in implementing a fundraising campaign that generated \$16 million for stadium improvements.

Bohn received a bachelor's degree from the University of Kansas, where he was recruited as a quarterback and also played baseball, and a master's degree in sports administration from Ohio University.

He is married to the former Kim Zeren, and they have a son, Brandon, and a daughter, Michaelyn Tynan, along with a son-in-law, John Tynan, and a grandson, Chase Tynan.



## EXECUTIVE STAFF



**Karen Hatcher**  
Executive Sr. Associate AD  
External Affairs



**Omar Banks**  
Sr. Associate AD  
Internal Affairs/CFO



**Brendan Fouracre**  
Sr. Associate AD  
Facilities & Operations



**Dr. Joe Luckey**  
Sr. Associate AD  
Student-Athlete Support Services



**Maggie McKinley**  
Sr. Associate AD  
Compliance/SWA



## FACILITIES

# SHEAKLEY ATHLETICS CENTER

**Address:** Champions Ave.  
(corner of Jefferson Ave. & Corry Blvd.)  
Cincinnati, OH 45219

**Constructed:** 2010-12

**Capacity:** 1,000

**Surface:** AstroTurf Gameday Grass

The Sheakley Athletics Center is the newest sports facility at the University of Cincinnati. Completed in two separate construction phases, Sheakley Athletics Center was built during the summer of 2012 and was dedicated on August 28, 2012 in time for fall athletics.

The Sheakley Athletics Center was designed by Michael Schuster Associates. Phase I of the building process was completed September of 2010. This phase was comprised of the completion of the two lighted fields and the addition of the bubble. The second phase was completed in the summer of 2012. Phase two comprised of the press box, the 1,200 capacity seating area, concessions, and restrooms. The facility was dedicated and named in honor of local Cincinnati Larry Sheakley, CEO of the Sheakley Group and lead donor to the project.

This beautiful, state-of-the-art facility is hard to miss as it sits next to Marge Schott Stadium and borders the east side of campus. The facility includes two football fields, including a 50-yard field and a 100-yard field. From November through February, the 100-yard field becomes an indoor practice facility, covered by an air-supported bubble that maintains an interior temperature of 50-60 degrees. This gives the athletic department an additional 72,200 square-feet of space for athletics events and competitions.

From the turf to the locker rooms, Sheakley offers an intimate home field for the women's lacrosse team. Surrounding the 100-yard field is a 1,200 capacity seating area, a press box, team meeting space, concession stand, restrooms and scoreboard. In addition, the lighting system in the Sheakley Athletics Center makes the facility operational around the clock.





## 2016 CINCINNATI LACROSSE QUICK FACTS

## // GENERAL

<b>Institution</b>	University of Cincinnati
<b>Location</b>	Cincinnati, OH 45221
<b>Founded</b>	1819
<b>Enrollment</b>	44,251
<b>Affiliation</b>	NCAA Division I
<b>Conference</b>	BIG EAST (Lacrosse Only)
<b>Nickname</b>	Bearcats
<b>Home Facility</b>	Sheakley Athletics Center (1,200)
<b>Surface</b>	AstroTurf Gameday Grass
<b>Colors</b>	Red & Black
<b>President</b>	Dr. Santa Ono
<b>Director of Athletics</b>	Mike Bohn
<b>Faculty Representative</b>	Dr. David Szymanski

## // COACHING STAFF

<b>Head Coach</b>	Gina Oliver (Ohio State, 2005)
Overall Record/Conference (Seasons)	15-35/1-21 (Three)
Record at UC/BIG EAST (Seasons)	15-35/1-21 (Three)
Twitter	@GinaOliverUC
<b>Assistant Coach</b>	Shannon Witzel
Alma Mater/Season at UC	Towson ('07)/Fourth
<b>Assistant Coach</b>	Natalie Lang
Alma Mater/Season at UC	Cincinnati ('11)/Second
<b>Lacrosse Office</b>	(513) 556-6039
<b>Fax</b>	(513) 556-2209

## // 2015 TEAM INFORMATION

<b>2015 Record</b>	2-15
Home	2-8
Road	0-7
<b>2015 BIG EAST Record (Finish)</b>	0-7 (eighth)
Home	0-4
Road	0-3
<b>Home/Away Games</b>	10/7
<b>BIG EAST Home/Away Games</b>	4/3

## // SPORTS COMMUNICATIONS

<b>Assistant AD/Strategic Communications</b>	Ryan Koslen
<b>Senior Director/Lacrosse Contact</b>	Michael Scholl
<b>Office</b>	(513) 556-5181
<b>Cell</b>	(574) 876-6248
<b>Email</b>	michael.scholl@uc.edu
<b>Web Site</b>	GoBEARCATS.com
<b>Athletics Twitter</b>	@GoBEARCATS
<b>Lacrosse Twitter</b>	@GoBearcatsLAX
<b>Lacrosse Facebook</b>	Cincinnati Lacrosse
<b>Sports Communications Fax</b>	(513) 556-0619
<b>Mailing/Overnight Address</b>	2751 O'Varsity Way, Room 860 Richard E. Lindner Center P.O. Box 210021 Cincinnati, OH 45221-0021

## // 2016 TEAM INFORMATION

<b>Captains</b>	Megan Bell, Kyara Byner, Courtney Curtis & Meg Gulmi
<b>Starters Returning/Lost</b>	8/3
<b>Letterwinners Returning/Lost</b>	19/5
<b>Newcomers</b>	6

## // KEY RETURNERS (CAREER STATS)

Pos.	Name	Class	GP	GS	G	A	PTS
M	Courtney Curtis	Sr.	50	50	81	16	97
A/M	Megan Bell	R-Sr.	41	38	64	13	77
M	Sarah Del Bene	Sr.	50	39	26	9	35
M	Brooke Kovinsky	So.	17	0	5	2	7
M	Abby Lord	So.	7	7	4	3	7
A	Bridget Cleary	So.	16	7	4	1	5

Pos.	Name	Class	GP	GS	GB	CT
D	Kyara Byner	Sr.	39	29	57	57
D	Lauren Hudson	So.	17	17	24	17

Pos.	Name	Class	GP	GS	GAA	Save Pct.
G	Meg Gulmi	Sr.	50	50	13.26	.410

## // KEY LETTERWINNERS LOST (CAREER STATS)

Pos.	Name	GP	GS	G	A	PTS
A	Ashley Helmrath	57	40	36	32	68
A	Michelle Platz	34	29	24	0	24

Pos.	Name	GP	GS	GB	CT
D	Jillian Magnotta	65	58	70	40

## // NEWCOMERS

Pos.	Name	Class	Hometown/Last School
M	Julia Byrne	Fr.	McLean, Va./Langley
A	Maria Collacchi	Fr.	Parkton, Md./Hereford
M	Amanda Donovan	Fr.	Ellicott City, Md./Mount de Sales Academy
G	Giuliana Durso	Fr.	Mendham, N.J./West Morris Mendham
M	Sam Mlkvy	Fr.	Berlin, N.J./Eastern Regional
M	Katie Stegmann	Fr.	Lewis Center, Ohio/Olentangy





Gina Oliver, a first team All-American and two-time FIL World Cup gold medalist in her playing days, continues to use that pedigree to build the Cincinnati lacrosse program as she enters her fourth season.

The 2015 campaign saw a UC player earn postseason honors from the BIG EAST Conference for the first time in program history. Courtney Curtis was named second team All-BIG EAST after leading the team in goals at 37.

In 2014, Oliver coached the Bearcats to six victories, including a program record five-game winning streak that saw the team receive votes in the Brine/Inside Lacrosse Media Poll for the first time ever. This was after losing the team's top scorer, Megan Bell, to injury in just the seventh game of the year. Five different Bearcats earned weekly honor from the BIG EAST Conference during the season, including Bell as Offensive Player of the Week and goalie Meg Gulmi as Defensive Player of the Week.

Her debut season in Cincinnati saw the 2013 Bearcats match the program record with seven wins, highlighted by the school's first-ever BIG EAST victory over Rutgers to cap the season. Bell led the team in scoring, while Gulmi started every game as a rookie and averaged a league-best 8.88 saves per game. The win totals in '13 and '14 marked the best consecutive seasons in program history.

# GINA OLIVER

## HEAD COACH | FOURTH SEASON

Oliver spent the previous five seasons at Duquesne (2008-2012) as the Dukes' defensive coordinator, where she produced a 2012 Atlantic-10 Defensive Player of the Year and Rookie of the Year. During her time at Duquesne, Oliver coached six IWLC A-Region players, 21 all-conference honorees, 13 members of the A-10 All-Rookie Team and 12 student-athletes who won academic all-conference accolades.

A 2005 graduate of Ohio State, Oliver spent the 2006 and 2007 seasons on the Buckeyes staff, working under OSU head coach Sue Stimmel. While in Columbus, Oliver served as co-director of the Ohio State Women's Lacrosse Camp, while also assisting with recruiting, budgeting and scholarship duties, as well as travel and team practice planning.

Oliver was one of 18 players on the U.S. Women's National Team that won gold at the Federation of International Lacrosse (FIL) World Cup in 2013. Playing as a defender at the World Cup, Oliver recorded 10 ground balls and caused seven turnovers. The highlight came as she was named the player of the game in Team USA's 21-8 semifinal win over England after causing three turnovers and picking-up four ground balls. It was the second FIL World Cup gold for Oliver, who also won the World Cup in June 2009 and was named to the All-World Team, which is awarded to the best 12 players in the world.

A standout midfielder at Ohio State (2002-05), Oliver was a four-year letterwinner for the Buckeyes and earned All-America honors three times. During her career, she collected All-America honors from the Intercollegiate Women's Lacrosse Coaches Association (second

team in 2003 and third team in 2004), WomensLacrosse.com (first team in 2003 and third team in 2005) and Warrior/Inside Lacrosse (first team in 2003). She was the American Lacrosse Conference Player of the Year in 2003 as Ohio State won the American Lacrosse Conference Championship and the league's rookie of the year in 2002. Oliver was also a four-time, First-Team All-ALC selection.

The Pottstown, Pennsylvania, native is OSU's career leader in ground balls (236) and caused turnovers (201) and is second in draw controls (121). She is third in career points with 166 while ranking second in goals (125) and sixth in assists (41).

Oliver earned her bachelor's degree in education from Ohio State in 2005.



*Gina Oliver won two FIL World Cup gold medals in 2013 and '09 as a defender for Team USA.*





Shannon Witzel has completed three seasons as assistant coach at the University of Cincinnati, helping the lacrosse program to the best consecutive seasons in school history.

In 2015, Witzel helped coach the program's first ever all-conference selection. Courtney Curtis earned second team All-BIG EAST honors after leading the team in goals at 39. The Bearcats posted the longest winning streak in program history during the 2014 season, while the 2013 and '14 win totals marked the best back-to-back seasons in school history.

Prior to coming to UC, Witzel spent the 2012 season as an assistant coach at LaSalle, where she helped the Explorers to

# SHANNON WITZEL

## ASSISTANT COACH | FOURTH SEASON

a 10-6 mark and set the program record for wins in a season. Witzel also was on the staff at LaSalle in 2009, before spending two years as a development assistant at her alma mater, Towson.

Witzel's first coaching job was as a volunteer assistant for the Tigers, where she worked primarily with midfielders and defenders. That season, Towson won their conference title while earning a top-20 national ranking and a spot in the NCAA Tournament.

As a player at Towson, Witzel was a three-time All-Colonial Athletic Conference honoree and earned a spot on the Intercollegiate Women's Lacrosse Coaches Association All-Mid-Atlantic Region Second Team. At points in her career, Witzel led the nation in goals per game and the Colonial in scoring.

She left her name in the record books at Towson, finishing with 208 career goals, tied for most in program history. She was fourth with 255 career points and her 71 goals as a sophomore marked a single-season school record. To cap her career, Witzel was named Towson's Female Athlete of the Year following her senior campaign.

A native of Pottstown, Pennsylvania, Witzel attended Pottstown High School, the same high school as head coach Gina Oliver. She graduated from Towson in 2007 with a degree in sports psychology.



*Shannon Witzel was a three-time All-Colonial Athletic Conference honoree at Towson.*



Natalie Lang is in her second season at her alma mater as assistant lacrosse coach.

In her first season, Lang helped mentor the first All-BIG EAST selection in school history. Courtney Curtis earned second team all-conference honors after scoring a team-best 37 goals.

Lang (née Starvaggi), a Cincinnati native, played for the Bearcats from 2008-11 and was a member of the inaugural lacrosse team at UC. She remains one of the program's all-time leaders in career

# NATALIE LANG

## ASSISTANT COACH | SECOND SEASON

ground balls (72) draw controls (46) and caused turnovers (28). She also is one of just five Bearcats to make 50 career starts. As a midfielder, she had her most prolific offensive season as a junior in 2010, registering 31 points (16 goals, 15 assists), while also picking-up 33 ground balls (second on the team).

Lang was a three-time team captain at UC. As a freshman, she scored twice in the program's first-ever win over Saint Mary's (Calif.) and also recorded the first assist in program history during the inaugural game versus Vanderbilt.

A product of Cincinnati's Mount Notre Dame High School, she was a three-time All-Girls Greater Cincinnati League selection and a two-time lacrosse team captain. Lang graduated from the University of Cincinnati in 2011 with a double major in marketing and communications. Her brother Dominic, is a junior midfielder on the lacrosse team at John Carroll University.



*Cincinnati native Natalie (Starvaggi) Lang recorded the first assist in UC lacrosse history.*



**2016 LACROSSE SCHEDULE**

DAY	DATE	OPPONENT	LOCATION	TIME
Fri.	Feb. 19	at Stetson	Deland, Fla.	6 p.m.
Sun.	Feb. 21	at Presbyterian	Clinton, S.C.	Noon
Fri.	Feb. 26	at Winthrop	Rock Hill, S.C.	2 p.m.
<b>Sun.</b>	<b>Feb. 28</b>	<b>ROBERT MORRIS</b>	<b>Cincinnati, Ohio</b>	<b>1 p.m.</b>
<b>Fri.</b>	<b>March 4</b>	<b>DETROIT</b>	<b>Cincinnati, Ohio</b>	<b>4 p.m.</b>
<b>Sun.</b>	<b>March 6</b>	<b>CENTRAL MICHIGAN</b>	<b>Cincinnati, Ohio</b>	<b>1 p.m.</b>
Fri.	March 11	at Ohio State	Columbus, Ohio	5 p.m.
Sun.	March 13	at Niagara	Lewiston, N.Y.	Noon
<b>Fri.</b>	<b>March 18</b>	<b>COASTAL CAROLINA</b>	<b>Cincinnati, Ohio</b>	<b>6 p.m.</b>
<b>Tue.</b>	<b>March 22</b>	<b>LOUISVILLE</b>	<b>Cincinnati, Ohio</b>	<b>1 p.m.</b>
Sat.	April 2	at UConn*	Storrs, Conn.	Noon
<b>Sat.</b>	<b>April 9</b>	<b>VILLANOVA*</b>	<b>Cincinnati, Ohio</b>	<b>1 p.m.</b>
Wed.	April 13	at Vanderbilt*	Nashville, Tenn.	4 p.m.
<b>Sat.</b>	<b>April 16</b>	<b>GEORGETOWN*</b>	<b>Cincinnati, Ohio</b>	<b>Noon</b>
<b>Wed.</b>	<b>April 20</b>	<b>FLORIDA*</b>	<b>Cincinnati, Ohio</b>	<b>Noon</b>
Sat.	April 23	at Temple*	Philadelphia, Pa.	1 p.m.
Fri.	April 29	at Marquette*	Milwaukee, Wis.	6 p.m.

**2016 BIG EAST Women's Lacrosse Championships**

Thu.	May 5	Semifinals	Washington, D.C.	TBD
Sat.	May 7	Final	Washington, D.C.	TBD

\* Denotes BIG EAST Conference game

Home games in **BOLD CAPS** played on University of Cincinnati campus.

All dates and times subject to change

All times Eastern

Experience UC - Admission to all 2016 Cincinnati Lacrosse home games is complimentary





## 2016 ROSTER

No.	Name	Pos.	Ht.	Class	Hometown/High School/Last School
1	Skylar DeLemos	D	5-3	Jr.	Cranbury, N.J./West Windsor-Plainsboro
2	Maria Collacchi	A	5-2	Fr.	Parkton, Md./Hereford
3	Courtney Curtis	M	5-5	Sr.	Mason, Ohio/William Mason
4	Brooke Kovinsky	M	5-8	So.	Monkton, Md./Hereford
5	Hannah Hinsch	A	5-6	Jr.	Lebanon, Conn./Northfield Mount Hermon
6	Mackenzie Schoen	A	5-6	So.	Roswell, Ga./Roswell
7	Katie Stegmann	M	5-6	Fr.	Lewis Center, Ohio/Olentangy
8	Armonde Moore	M	5-6	So.	Columbus, Ohio/Upper Arlington
11	Julianna Radzinski	M	5-4	So.	Schwenksville, Pa./Spring-Ford
12	Sarah Del Bene	M	5-1	Sr.	Timonium, Md./Dulaney
13	Liz Burgee	D	5-0	Jr.	Churchville, Md./C. Milton Wright
14	Amanda Donovan	M	5-10	Fr.	Ellicott City, Md./Mount de Sales Academy
15	Schuyler Nissen	M	5-9	So.	Philadelphia, Pa./Germantown Friends School
17	Elaina Enich	A	5-4	Jr.	New Albany, Ohio/New Albany
18	Abby Lord	M	5-5	So.	Devon, Pa./Conestoga
21	Megan Bell	A	5-9	R-Sr.	Parkton, Md./Hereford
22	Bridget Cleary	A	5-4	So.	Centerville, Va./Chantilly
23	Sam Milkvy	M	5-6	Fr.	Berlin, N.J./Eastern Regional
24	Meg Gulmi	G	5-2	Sr.	Syosset, N.Y./Syosset
26	Julia Byrne	M	5-9	Fr.	McLean, Va./Langley
27	Lauren Hudson	D	5-8	So.	Baltimore, Md./Maryvale Preparatory
34	Kyara Byner	D	5-10	Sr.	Franklin, Tenn./Ensworth
36	Sydney Smith	D	5-4	Jr.	Hagerstown, Md./Smithsburg/Mount Olive
40	Giuliana Durso	G	5-4	Fr.	Mendham, N.J./West Morris Mendham
52	Alex MacAffer	G	5-8	So.	Slingerlands, N.Y./Albany Academy for Girls

**Head Coach:** Gina Oliver (fourth season, Ohio State '05)

**Assistant Coach:** Shannon Witzel (fourth season, Towson '07)

**Assistant Coach:** Natalie Lang (second season, Cincinnati '11)

## PRONUNCIATIONS

Skylar DeLemos      duh-LEM-ohs  
 Maria Collacchi      col-LAH-chee  
 Brooke Kovinsky      cov-IN-skee  
 Hannah Hinsch      hinsh  
 Mackenzie Schoen      show-en  
 Julianna Radzinski      jul-e-AHN-ah  
 Sarah Del Bene      del BEN-ay

Liz Burgee      bur-GEE (hard G)  
 Schuyler Nissen      skylar  
 Elaina Enich      EEN-itch  
 Sam Milkvy      milk-vee  
 Meg Gulmi      gull-ME  
 Kyara Byner      keer-a  
 Armonde Moore      AR-mond



## 2016 CINCINNATI BEARCATS

MEGAN  
BELL

5-9 | REDSHIRT SENIOR | ATTACK/MIDFIELD  
PARKTON, MD.  
HEREFORD

21

**2015:** Saw action in the first two games of the season before missing the duration of the year due to injury ... Recorded a goal and an assist against No. 11 Notre Dame ... Also had a ground ball and three draw controls against the Irish ... Scored one goal at No. 13 Louisville before suffering a season-ending knee injury against the Cardinals ... Enters final year of eligibility ranking fifth all-time in career points (77), tied for fourth in career goals (64) and 10th in career assists (13) ... Also the program's all-time leader in draw controls with 156.

**2014:** Team captain started the first seven games of the season before knee injury early in the Coastal Carolina game forced her to miss the final 10 games of the year ... Still finished sixth on the team with 18 points (12 goals, six assists) ... Named BIG EAST Offensive Player of the Week on Feb. 25 after scoring 10 points in games at Stetson and Florida ... Eight points (six goals) versus the Hatters were the most by a Bearcat in any game on the season ... Also won 13 draw controls at Stetson, a school record for draws in a game ... Scored five points (two goals, three assists), while assisting on Courtney Curtis' game-winning goal, in 10-9 overtime victory over Winthrop ... Won 32 draw controls in seven games, tying for the ninth-best season by a Bearcat ... Averaged 4.57 draw controls per game, the highest single-season mark ever at UC.

**2013:** Saw action in all 16 games ... Started 15 games ... Recorded three ground balls against Oregon ... Tallied five draw controls in the season opener against Coastal Carolina University ... Individual high of five goals against Presbyterian ... Caused three turnovers against Syracuse ... Finished the season with 29 goals and 3 assists.

**2012:** Saw action in 16 games, starting 14 ... Led the team in draw controls with 65 ... Finished fourth on team in goals scored (21) and shots taken (40) ... Record six multi-goal games ... Had at least one draw control in all but one game ... Completed UC debut with two goals against San Diego State ... Scored three goals against both Presbyterian and Longwood ... Captured season best five ground balls against Fresno ... Set draw control season high with 11 against Louisville ... Netted four goals on seven attempts against UConn.

**Prior to UC:** Three-year varsity letterwinner ... Named all-county as a junior and senior ... Three-time all-division selection ... Participated in the senior lacrosse all-star game ... Won the county championships as a junior ... Deemed the North County News Athlete of the Year ... Participated in the Baltimore Metro US women's division national tournament as a sophomore and junior ... Also a three-year letterwinner in soccer and four-year letterwinner in basketball.

**Personal:** Daughter of Hilly Bell and Wayne Sody and Mike Bell ... Has two sisters, Heather and Kelly.

BEARCATS  STRONG

## CAREER STATISTICS

Season	gp-gs	g	a	pts	sh	shot%	sog	sog%	gw	up	dn	fpg-fps	gb	t/o	ct	dc	fouls	rc	yc	gc	fo
2012	16 - 14	21	3	24	40	.525	33	.636	0	0	0	3 - 0	16	23	1	65	24	0	1	0	--
2013	16 - 15	29	3	32	46	.630	38	.763	1	1	0	5 - 0	29	30	19	55	46	0	2	1	--
2014	7 - 7	12	6	18	29	.414	23	.522	0	0	0	4 - 0	13	15	7	32	23	0	1	0	--
2015	2 - 2	2	1	3	5	.400	5	.400	0	0	0	--	2	4	0	4	4	0	0	0	--
<b>TOTAL</b>	<b>41 - 38</b>	<b>64</b>	<b>13</b>	<b>77</b>	<b>120</b>	<b>.533</b>	<b>99</b>	<b>.646</b>	<b>1</b>	<b>1</b>	<b>0</b>	<b>12 - 0</b>	<b>60</b>	<b>72</b>	<b>27</b>	<b>156</b>	<b>97</b>	<b>0</b>	<b>4</b>	<b>1</b>	<b>--</b>



## 2016 CINCINNATI BEARCATS

KYARA  
BYNER

5-10 | SENIOR | DEFENDER  
FRANKLIN, TENN.  
ENSWORTH

34

**2015:** Started all 17 games on the year ... Recorded 36 caused turnovers, good for 2.12 per game which led the BIG EAST and ranked eighth nationally ... The 36 caused turnovers were a program record for a single season ... Also picked up 31 ground balls, tops on the team by a position player ... Caused five turnovers against both Vanderbilt and Marquette ... Caused four turnovers and added six ground balls in the win over Presbyterian ... Became program's all-time leader in career caused turnovers.

**2014:** Played in all 17 games, making 12 starts ... Posted a career-best four caused turnovers against UConn ... Recorded 21 caused turnovers and 26 ground balls on the year, first and second on the team, respectively ... Had three caused turnovers against Rutgers and in the season finale versus Georgetown ... Caused two turnovers in a game on four occasions ... Her 21 caused turnovers were the third-most in a season by a Bearcat, just one shy of tying the school record.

**2013:** Played in five games.

**Prior to UC:** Four-year defender for Ensworth High School ... Team won state championship her freshman year ... Finished as state runner-up her senior year ... Named all-region as a freshman ... Earned all-region, all-tournament and All-America honors during her senior campaign.

**Personal:** Daughter of Tina and Earnest Byner ... Has three sisters, Adriana, Semeria, and Brandi ... Father Earnest Byner is a former running back for the Cleveland Browns, Washington Redskins and Baltimore Ravens ... Sister Brandi Byner played on the Vanderbilt lacrosse team.

BEARCATS **C** STRONG

## CAREER STATISTICS

Season	gp-gs	g	a	pts	sh	shot%	sog	sog%	gw	up	dn	fpg-fps	gb	t/o	ct	dc	fouls	rc	yc	gc	fo
2013	5 - 0	0	0	0	0	--	0	--	0	0	0	--	0	1	0	0	1	0	0	0	--
2014	17 - 12	0	0	0	1	.000	1	.000	0	0	0	--	26	15	21	0	33	0	6	0	--
2015	17 - 17	0	0	0	0	--	0	--	0	0	0	--	31	10	36	0	60	0	1	0	--
<b>TOTAL</b>	<b>39 - 29</b>	<b>0</b>	<b>0</b>	<b>0</b>	<b>1</b>	<b>.000</b>	<b>1</b>	<b>.000</b>	<b>0</b>	<b>0</b>	<b>0</b>	<b>--</b>	<b>57</b>	<b>26</b>	<b>57</b>	<b>0</b>	<b>94</b>	<b>0</b>	<b>7</b>	<b>0</b>	<b>--</b>



## 2016 CINCINNATI BEARCATS

COURTNEY  
CURTIS

5-5 | SENIOR | MIDFIELDER  
MASON, OHIO  
MASON

3

**2015:** Named second team All-BIG EAST, the first player in program history to earn postseason honors from the league ... Led team in goals (37) and points (39) ... Had the fourth-highest goal scoring total in a season for a UC player, trailing only three seasons by Laura Simanski ... Set a program record with 103 shots on the season ... Started all 17 games on the year ... Recorded 17 ground balls ... Added four draw controls and nine caused turnovers ... Finished fifth in the BIG EAST in goals per game (2.18), as well as second in shots per game (6.06) and fourth in free position goals per game (0.76) ... Scored four goals each in four different games this season at Robert Morris, versus Stetson, versus Presbyterian and at Coastal Carolina ... Also recorded hat tricks against No. 11 Notre Dame and No. 13 Louisville ... Scored at least once in all but one game ... Posted a program record four man-up goals, while also scoring a record 13 free position goals ... Finished the season ranked third in career points (97), second in career goals (81) and tied for seventh in career assists (16) ... Became seventh player in UC history to start at least 50 games.

**2014:** Started all 17 games, leading the team in scoring with 35 points (27 goals, eight assists), tying for the seventh-most prolific scoring season at UC ... 27 goals tie for the seventh-most in a season by a Bearcat ... Scored four goals each in wins over Coastal Carolina and Iona, earning a spot on the BIG EAST Honor Roll (March 18) ... Added two hat tricks against Presbyterian and Oregon, while also scoring two goals in games against Niagara, Detroit, Villanova and UConn for a total of eight multi-goal games ... Posted seven points (three goals, four assists) in victory over Presbyterian, becoming just the fourth Bearcat (ninth occasion) to have a seven-plus point game ... Cracked the program's top-10 in career points (10th/58), goals (T-ninth/44) and assists (ninth/14).

**2013:** Started in all 16 games ... Totaled six points in season opener against Coastal Carolina on five goals and one assist ... Named to the BIG EAST Weekly Honor Roll for the week of Feb. 18 for her performance against Coastal Carolina University ... Finished the season with 17 goals and six assists.

**Prior to UC:** Four-year letterman at midfield ... Team made it to regionals her junior and senior seasons ... Named to all-district and all-state teams her final two seasons ... Named an All-American as a senior.

**Personal:** Daughter of Jamie and Carey Curtis ... Has two sisters, Maddie and Jordan.



ALL-CONFERENCE

// 2015 - 2nd Team

BEARCATS **C** STRONG

## CAREER STATISTICS

Season	gp-gs	g	a	pts	sh	shot%	sog	sog%	gw	up	dn	fpg-fps	gb	t/o	ct	dc	fouls	rc	yc	gc	fo
2013	16 - 16	17	6	23	45	.378	32	.531	0	0	0	5 - 0	10	17	5	1	7	0	0	0	--
2014	17 - 17	27	8	35	67	.403	50	.540	0	0	0	5 - 0	7	19	3	7	19	0	1	0	--
2015	17 - 17	37	2	39	103	.359	77	.481	1	4	0	13 - 0	17	40	9	4	21	0	3	0	--
<b>TOTAL</b>	<b>50 - 50</b>	<b>81</b>	<b>16</b>	<b>97</b>	<b>215</b>	<b>.377</b>	<b>159</b>	<b>.509</b>	<b>1</b>	<b>4</b>	<b>0</b>	<b>23 - 0</b>	<b>34</b>	<b>76</b>	<b>17</b>	<b>12</b>	<b>47</b>	<b>0</b>	<b>4</b>	<b>0</b>	<b>--</b>



## 2016 CINCINNATI BEARCATS

SARAH  
DEL BENE

5-1 | SENIOR | MIDFIELDER  
TIMONIUM, MD.  
DULANEY

12

**2015:** Played in all 17 games on the year, starting 12 contests ... Scored 10 goals and assisted on six more ... Tied for fourth on the team with 16 points ... Picked up 18 ground balls while adding seven draw controls and five caused turnovers ... Had four consecutive games with two goals each, highlighted by a six-point performance (two goals, four assists) in the 14-8 win over Presbyterian ... Also had career bests in ground balls (five) and draws (three) against the Blue Hose ... Became the ninth UC player to record multiple game-winning goals.

**2014:** Played in all 17 games as a rookie, making 15 starts ... Posted a season-best three goals in win over Iona ... Added a pair of goals in win over Presbyterian and a goal and an assist in win over Detroit ... Picked-up 19 ground balls, seventh on the team.

**2013:** Saw action in all 16 games ... Started 12 contests ... Scored two goals against Presbyterian ... Ended season with seven goals and two assists.

**Prior to UC:** 4-year letterwinner ... Named to all-county team her junior year.

**Personal:** Daughter of Tom Del Bene ... Has two brothers, Christopher and Michael, and one sister, Lauren.

BEARCATS **C** STRONG

## CAREER STATISTICS

Season	gp-gs	g	a	pts	sh	shot%	sog	sog%	gw up dn	fpg-fps	gb t/o ct dc	fouls	rc	yc	gc	fo
2013	16 - 12	7	2	9	17	.412	12	.583	0 0 0	2 - 0	8 16 5 5	7	0	1	0	--
2014	17 - 15	9	1	10	23	.391	19	.474	2 0 0	2 - 0	19 13 7 4	18	0	1	0	--
2015	17 - 12	10	6	16	28	.357	20	.500	0 0 0	4 - 0	18 25 5 7	12	0	0	0	--
<b>TOTAL</b>	<b>50 - 39</b>	<b>26</b>	<b>9</b>	<b>35</b>	<b>68</b>	<b>.382</b>	<b>51</b>	<b>.510</b>	<b>2 0 0</b>	<b>8 - 0</b>	<b>45 54 17 16</b>	<b>37</b>	<b>0</b>	<b>2</b>	<b>0</b>	<b>--</b>



## 2016 CINCINNATI BEARCATS

MEG  
GULMI

5-2 | SENIOR | GOALIE  
SYOSSET, N.Y.  
SYOSSET

24

**2015:** Started all 17 games in the cage, playing a total of 909 minutes and 32 seconds ... Posted a .403 save percentage and 14.18 goals against average ... Made 145 saves on the year, good for an average of 8.53 per game which ranked first in the BIG EAST ... Led the BIG EAST and was second nationally in ground balls at 61, good for 3.59 per game ... Ground balls mark was a UC record for ground balls in a season ... Became the program's all-time leader in career ground balls at 131 ... Also became the program's all-time wins leader with 14 ... Recorded wins against Stetson and Presbyterian, making seven and six saves, respectively ... Posted a season-best save percentage of .426 at No. 13 Louisville.

**2014:** Started all 17 games in the cage, posting a .386 save percentage and 13.26 goals against average en route to a 6-11 record ... Named BIG EAST Defensive Player of the Week on March 11 after earning victories against Winthrop and Presbyterian during which she posted a .542 save percentage and 6.64 goals against average ... Posted 14 saves against Oregon and Louisville, as well as 13 against UConn and 10 versus Georgetown ... Led the team with 49 ground balls, the second-most in a season by a Bearcat ... Tied the program record for career wins at 12, while also moving her career goals against average to the lowest in program history (12.78).

**2013:** Started all 16 games for the Bearcats ... Recorded 8 saves in the season opener against Coastal Carolina University ... Tallied 13 saves against Oregon ... Tabbed BIG EAST Defensive Player of the Week (3/18/13) after performances against Presbyterian and Liberty ... Career-high 16 saves against Louisville ... Totaled 142 saves.

**Prior to UC:** Started three years in goal ... Four-year letterwinner ... Junior and senior team captain ... Named ESPN Top-10 goalie in the country as a senior ... competed with Long Island Metro School girls' team, where she won school girls' national tournament in 2011 ... Member of the Under Armor All-America Long Island Team as a junior ... Also named to all-county and All-Galaxy during her junior season.

**Personal:** Daughter of Noreen and Robert Gulmi ... Has one brother, Robert, and one sister, Kayla.

BEARCATS  STRONG

## CAREER STATISTICS

Season	gp-gs	minutes	ga	GaAvg	saves	SavePct	w	l	t	shots faced
2013	16 - 16	878:19	180	12.30	142	.441	6	9	0	417
2014	17 - 17	863:59	191	13.26	120	.386	6	11	0	405
2015	17 - 17	909:32	215	14.18	145	.403	2	15	0	459
<b>TOTAL</b>	<b>50 - 50</b>	<b>2651:50</b>	<b>586</b>	<b>13.26</b>	<b>407</b>	<b>.410</b>	<b>14</b>	<b>35</b>	<b>0</b>	<b>1281</b>



## 2016 CINCINNATI BEARCATS

SYDNEY  
SMITH

5-4 | SENIOR | DEFENDER  
HAGERSTOWN, MD.  
SMITHSBURG/MOUNT OLIVE

36

**2015:** Saw action in eight games during first season at UC ... Picked up two ground balls, one against Presbyterian and one against No. 8 Florida.

**Prior to UC:** Product of Smithsburg High School in Maryland ... Earned four varsity letters in lacrosse at Smithsburg ... Named to the Western Maryland Senior All-Star team as a senior ... Played last season at the University of Mount Olive in Mount Olive, North Carolina ... Played in eight games at Mount Olive, during the school's inaugural lacrosse season.

**Personal:** Daughter of Scott Smith and Deb Bauer ... Mother, Deb Bauer, played field hockey, swimming and softball at York College of Pennsylvania ... Was an in-line speed skater in high school.

BEARCATS **C** STRONG

## CAREER STATISTICS

Season	gp-gs	g	a	pts	sh	shot%	sog	sog%	gw	up	dn	fpg-fps	gb	t/o	ct	dc	fouls	rc	yc	gc	fo
2015	8-0	0	0	0	0	--	0	--	0	0	0	--	2	1	0	0	0	0	0	0	--
<b>TOTAL</b>	<b>8-0</b>	<b>0</b>	<b>0</b>	<b>0</b>	<b>0</b>	<b>--</b>	<b>0</b>	<b>--</b>	<b>0</b>	<b>0</b>	<b>0</b>	<b>--</b>	<b>2</b>	<b>1</b>	<b>0</b>	<b>0</b>	<b>0</b>	<b>0</b>	<b>0</b>	<b>0</b>	<b>--</b>



## 2016 CINCINNATI BEARCATS

LIZ  
BURGEE

5-0 | JUNIOR | DEFENDER  
CHURCHVILLE, MD.  
C. MILTON WRIGHT

13

**2015:** Played in all 17 games, starting 14 ... Recorded 15 ground balls and nine caused turnovers, adding four draw controls ... Picked up three ground balls at Villanova ... Recorded a pair of caused turnovers in three contests this season, at Robert Morris, versus UConn and at Villanova.

**2014:** Saw action in 16 games as a freshman, starting four contests ... Had a season-best two ground balls against Presbyterian ... Caused a season-best two turnovers in the win over Stetson.

**Prior to UC:** Earned all-county honors as a junior and senior at C. Milton Wright High School in Bel Air, Md. ... Helped C. Milton Wright to the state semifinals each year from 2010-13, as well as regional titles and Upper Chesapeake Bay Athletic Conference titles each of those seasons ... Also won varsity letter in soccer.

**Personal:** Daughter of Kevin and Lauren Burgee ... Has one sister, Katie ... Member of National Honor Society.

BEARCATS **C** STRONG

## CAREER STATISTICS

Season	gp-gs	g	a	pts	sh	shot%	sog	sog%	gw	up	dn	fpg-fps	gb	t/o	ct	dc	fouls	rc	yc	gc	fo
2014	16 - 4	0	0	0	0	--	0	--	0	0	0	--	8	8	3	1	15	0	0	0	--
2015	17 - 14	0	0	0	0	--	0	--	0	0	0	--	15	10	9	4	34	0	1	0	--
<b>TOTAL</b>	<b>33 - 18</b>	<b>0</b>	<b>0</b>	<b>0</b>	<b>0</b>	<b>--</b>	<b>0</b>	<b>--</b>	<b>0</b>	<b>0</b>	<b>0</b>	<b>--</b>	<b>23</b>	<b>18</b>	<b>12</b>	<b>5</b>	<b>49</b>	<b>0</b>	<b>1</b>	<b>0</b>	<b>--</b>

## 2016 CINCINNATI BEARCATS

SKYLAR  
DELEMONS

5-3 | JUNIOR | DEFENDER  
CRANBURY, N.J.  
WEST WINDSOR-PLAINSBORO

1

**2015:** Started in all 17 games, scoring a pair of goals ... Led the team with 38 draw controls, the fifth-most in a season by a Bearcat ... Picked up 24 ground balls ... Caused 16 turnovers on the year ... Scored at Louisville and against Ohio State ... Posted four ground balls on two occasions, at Coastal Carolina and at Georgetown ... Won six draw controls at Detroit ... Caused three turnovers at Coastal Carolina ... Capped the season ranked eighth in career draw controls (54).

**2014:** Played in all 17 games, making 13 starts, during rookie campaign ... Recorded 14 ground balls, including three each in games against Villanova and Detroit ... Caused seven turnovers on the year, with a season-best two each against Detroit and Villanova.

**Prior to UC:** Three-year letterwinner in lacrosse at West Windsor-Plainsboro High School in Princeton, N.J. ... Team MVP as a senior after leading the team in ground balls ... Named team's most improved player as a sophomore ... Helped West Windsor-Plainsboro to a conference championship in 2011 ... Also earned three varsity letters in volleyball.

**Personal:** Daughter of Dr. Byron and Kathleen DeLemos ... Has one sister, Ashleigh, who was on the track and field team at Yale.



## CAREER STATISTICS

Season	gp-gs	g	a	pts	sh	shot%	sog	sog%	gw	up	dn	fpg-fps	gb	t/o	ct	dc	fouls	rc	yc	gc	fo
2014	17 - 13	0	0	0	0	--	0	--	0	0	0	--	14	12	7	16	33	0	2	0	--
2015	17 - 17	2	0	2	2	1.000	2	1.000	0	0	0	--	24	24	16	38	46	0	1	0	--
<b>TOTAL</b>	<b>34 - 30</b>	<b>2</b>	<b>0</b>	<b>2</b>	<b>2</b>	<b>1.000</b>	<b>2</b>	<b>1.000</b>	<b>0</b>	<b>0</b>	<b>0</b>	<b>--</b>	<b>38</b>	<b>36</b>	<b>23</b>	<b>54</b>	<b>79</b>	<b>0</b>	<b>3</b>	<b>0</b>	<b>--</b>



## 2016 CINCINNATI BEARCATS

ELAINA  
ENICH

5-4 | JUNIOR | ATTACK  
NEW ALBANY, OHIO  
NEW ALBANY

17

**2015:** Did not play on the year.

**2014:** Played in 14 contests, making five starts ... Had three points (two goals, one assist) in win over Detroit ... Scored a pair of goals in victory over Presbyterian ... Also scored in win over Stetson ... Had an assist in season finale versus Georgetown.

**Prior to UC:** Four-year letterwinner in both lacrosse and field hockey at New Albany High School in Ohio ... Helped New Albany to a state title as a senior, earning All-America honors ... Was a three-time all-conference selection ... Scored 230 goals and added 36 assists during her prep career ... New Albany reached the state semifinals all four years she was on the team.

**Personal:** Daughter of Nick and Debbie Enich.

BEARCATS **C** STRONG

## CAREER STATISTICS

Season	gp-gs	g	a	pts	sh	shot%	sog	sog%	gw	up	dn	fpg-fps	gb	t/o	ct	dc	fouls	rc	yc	gc	fo
2014	14 - 5	5	2	7	14	.357	11	.455	1	0	0	1 - 0	6	12	2	0	2	0	0	0	--
2015	0 - 0	0	0	0	0	--	0	--	0	0	0	--	0	0	0	0	0	0	0	0	--
<b>TOTAL</b>	<b>14 - 5</b>	<b>5</b>	<b>2</b>	<b>7</b>	<b>14</b>	<b>.357</b>	<b>11</b>	<b>.455</b>	<b>1</b>	<b>0</b>	<b>0</b>	<b>1 - 0</b>	<b>6</b>	<b>12</b>	<b>2</b>	<b>0</b>	<b>2</b>	<b>0</b>	<b>0</b>	<b>0</b>	<b>--</b>

## 2016 CINCINNATI BEARCATS

HANNAH  
HINSCH

5-6 | JUNIOR | ATTACK  
LEBANON, CONN.  
NORTHFIELD MOUNT HERMAN

5

**2015:** Played in seven games, recording one goal ... Scored in the 14-8 win over Presbyterian.

**2014:** Saw action in five contests on the year ... Recorded a shot on goal against Presbyterian, also picking-up a ground ball.

**Prior to UC:** Four-year letterwinner in lacrosse at Northfield Mount Hermon in Mount Hermon, Mass., ... Named a Brine National High School All-American as a junior ... Was the first player from eastern Connecticut named to the Lower New England National Team ... Scored 166 career points (78 goals, 88 assists) and was the team's leading scorer as a senior with 27 goals and 30 assists ... Also won varsity letters in basketball and volleyball.

**Personal:** Daughter of Tom and Elaine Hinsch ... Has cousins who have played collegiate lacrosse at Duke (Michael Catalino), Maryland (Grant Catalino), Mercyhurst (Alisha Catalino), Western New England (David Cedrone) and High Point (Nick Basile) ... Cousin, Grant Catalino, plays Major League Lacrosse for the New York Lizards.

BEARCATS **C** STRONG

## CAREER STATISTICS

Season	gp-gs	g	a	pts	sh	shot%	sog	sog%	gw	up	dn	fpg-fps	gb	t/o	ct	dc	fouls	rc	yc	gc	fo
2014	5 - 0	0	0	0	1	.000	1	.000	0	0	0	--	1	0	0	0	0	0	0	0	--
2015	7 - 0	1	0	1	3	.333	3	.333	0	0	0	--	0	2	0	0	0	0	0	0	--
<b>TOTAL</b>	<b>12 - 0</b>	<b>1</b>	<b>0</b>	<b>1</b>	<b>4</b>	<b>.250</b>	<b>4</b>	<b>.250</b>	<b>0</b>	<b>0</b>	<b>0</b>	<b>--</b>	<b>1</b>	<b>2</b>	<b>0</b>	<b>0</b>	<b>0</b>	<b>0</b>	<b>0</b>	<b>0</b>	<b>--</b>



## 2016 CINCINNATI BEARCATS

BRIDGET  
CLEARY

5-4 | SOPHOMORE | ATTACK  
CENTERVILLE, VA.  
CHANTILLY

22

**2015:** Played in 16 of 17 games on the year, making 12 starts ... Scored four goals and added an assist ... Recorded 10 ground balls, three caused turnovers and a draw control on the year ... Scored in both games the opening weekend of her career against No. 11 Notre Dame and at No. 13 Louisville ... Also scored in team's consecutive victories over Stetson and Presbyterian.

**Prior to UC:** Four-year starter at Chantilly High School in Virginia ... Served two-years as a team-captain ... Named All-Condorde District first team selection as a junior and senior, while earning second-team honors as a sophomore and an honorable mention nod as a freshman ... Helped Chantilly to the Virginia Class-AAA Final Four as a freshman ... Also lettered in field hockey ... Played club for Capital Lacrosse Club, twice being selected to D.C. Metro Women's Division National Tournament Team.

**Personal:** Daughter of Mike and Ellen Cleary ... Has one brother, Owen, and one sister, Dana.

BEARCATS **C** STRONG

## CAREER STATISTICS

Season	gp-gs	g	a	pts	sh	shot%	sog	sog%	gw	up	dn	fpg-fps	gb	t/o	ct	dc	fouls	rc	yc	gc	fo
2015	16 - 7	4	1	5	13	.308	10	.400	0	0	0	--	10	17	3	1	15	0	1	0	--
<b>TOTAL</b>	<b>16 - 7</b>	<b>4</b>	<b>1</b>	<b>5</b>	<b>13</b>	<b>.308</b>	<b>10</b>	<b>.400</b>	<b>0</b>	<b>0</b>	<b>0</b>	<b>--</b>	<b>10</b>	<b>17</b>	<b>3</b>	<b>1</b>	<b>15</b>	<b>0</b>	<b>1</b>	<b>0</b>	<b>--</b>

## 2016 CINCINNATI BEARCATS

LAUREN  
HUDSON

5-8 | SOPHOMORE | DEFENDER  
BALTIMORE, MD.  
MARYVALE PREPARATORY

27

**2015:** Started all 17 games as a rookie ... Tied for second on the team with 17 caused turnovers .. Also picked up 14 ground balls and won seven draw controls ... Had two caused turnovers in four games ... Posted three ground balls against both Niagara and Presbyterian.

**Prior to UC:** Played at Maryvale Preparatory ... Named an Under Armour All-American as a senior, following Under Armour All-American Underclassman honors as a junior ... Named Maryvale Prep's Unsung Hero as a sophomore and Rookie of the Year as a freshman ... Played club for SkyWalkers in Baltimore ... Product of same high school as teammate Ashley Helm Rath.

**Personal:** Daughter of Dan and Eric Hudson ... Has one brother, Brendon, and one sister, Nikki ... Sister, Nikki, played soccer at Rutgers.

BEARCATS **C** STRONG

## CAREER STATISTICS

Season	gp-gs	g	a	pts	sh	shot%	sog	sog%	gw	up	dn	fpg-fps	gb	t/o	ct	dc	fouls	rc	yc	gc	fo
2015	17 - 17	0	0	0	0	--	0	--	0	0	0	--	24	18	17	7	55	0	4	0	--
<b>TOTAL</b>	<b>17 - 17</b>	<b>0</b>	<b>0</b>	<b>0</b>	<b>0</b>	<b>--</b>	<b>0</b>	<b>--</b>	<b>0</b>	<b>0</b>	<b>0</b>	<b>--</b>	<b>24</b>	<b>18</b>	<b>17</b>	<b>7</b>	<b>55</b>	<b>0</b>	<b>4</b>	<b>0</b>	<b>--</b>



## 2016 CINCINNATI BEARCATS

BROOKE  
KOVINSKY

5-8 | SOPHOMORE | MIDFIELDER  
MONKTON, MD.  
HEREFORD

4

**2015:** Played in all 17 games ... Scored give goals, including one goal each in four of the last six games of the season ... Added a pair of assists to total seven points ... Recorded five ground balls and two draw controls ... Scored first career goal in 14-8 victory over Presbyterian ... Scored in three straight games at Villanova, versus Vanderbilt and at Georgetown ... Found the back of the net in the season finale versus Marquette, tying the game with 1:59 remaining before the Golden Eagles took a late 8-7 decision.

**Prior to UC:** Played lacrosse at Hereford High School in Parkton, Maryland ... Helped Hereford go 18-1 as a senior, earning all-county honors and a spot in the Senior All-Star Game ... Played for ROME Lacrosse Club ... Attended same high school as senior teammate Megan Bell.

**Personal:** Daughter of Mark and Paula Kovinsky ... Has one brother, Hayden, and two sisters, Hailey and Chelsea.

BEARCATS **C** STRONG

## CAREER STATISTICS

Season	gp-gs	g	a	pts	sh	shot%	sog	sog%	gw	up	dn	fpg-fps	gb	t/o	ct	dc	fouls	rc	yc	gc	fo
2015	17 - 0	5	2	7	16	.313	12	.417	0	0	0	2 - 0	5	8	0	2	10	0	3	0	--
<b>TOTAL</b>	<b>17 - 0</b>	<b>5</b>	<b>2</b>	<b>7</b>	<b>16</b>	<b>.313</b>	<b>12</b>	<b>.417</b>	<b>0</b>	<b>0</b>	<b>0</b>	<b>2 - 0</b>	<b>5</b>	<b>8</b>	<b>0</b>	<b>2</b>	<b>10</b>	<b>0</b>	<b>3</b>	<b>0</b>	<b>--</b>

## 2016 CINCINNATI BEARCATS



# ABBY LORD

5-5 | SOPHOMORE | MIDFIELDER  
DEVON, PA.  
CONESTOGA

18

**2015:** Started the first seven games of the season before missing the rest of the year due to injury ... Scored four goals and three assists ... Recorded four ground balls, two draw controls and two caused turnovers ... Scored first collegiate goal at Detroit ... Scored twice against Niagara.

**Prior to UC:** Netted 160 career goals at Conestoga High School in Berwyn, Pennsylvania ... Found the back of the cage 66 times as a senior ... Helped Conestoga to state playoffs as a junior ... Was only freshman player to make varsity team ... Played club lacrosse for Phantastix ... Was named MVP of tournament all-star team and first team All-Central League.

**Personal:** Daughter of Rob and Amy Lord ... Has two brother, Ryan and Bradlee ... Bradlee played lacrosse at Maryland and Cornell.



**BEARCATS C STRONG**

## CAREER STATISTICS

Season	gp-gs	g	a	pts	sh	shot%	sog	sog%	gw	up	dn	fpg-fps	gb	t/o	ct	dc	fouls	rc	yc	gc	fo
2015	7-7	4	3	7	8	.500	6	.667	0	0	0	--	4	7	2	2	5	0	0	0	--
<b>TOTAL</b>	<b>7-7</b>	<b>4</b>	<b>3</b>	<b>7</b>	<b>8</b>	<b>.500</b>	<b>6</b>	<b>.667</b>	<b>0</b>	<b>0</b>	<b>0</b>	<b>--</b>	<b>4</b>	<b>7</b>	<b>2</b>	<b>2</b>	<b>5</b>	<b>0</b>	<b>0</b>	<b>0</b>	<b>--</b>



## 2016 CINCINNATI BEARCATS

ALEX  
MACAFFER

5-8 | SOPHOMORE | GOALIE  
SLINGERLANDS, N.Y.  
ALBANY ACADEMY FOR GIRLS

52

**2015:** Came on in relief in the cage during seven games, totaling just over 116 minutes ... Made two saves in first collegiate game versus Detroit ... Also made a pair of saves at No. 8 Florida ... Picked up two ground balls, one at Detroit and one in the win over Presbyterian.

**Prior to UC:** Played at the Albany Academy for Girls ... Helped prep team to four-straight New York State Section Two Championships, as well as three regional runner-up finishes ... Named first team Colonial Council as a senior, while taking home second team honors as a freshman, sophomore and junior ... Played club for the New York/New Jersey Metro Magic.

**Personal:** Daughter of John and Pam MacAffer ... Has one brother, Zach, and one sister, Samantha.



## CAREER STATISTICS

Season	gp-gs	minutes	ga	GaAvg	saves	SavePct	w	l	t	shots faced
2015	7 - 0	116:09	18	9.30	4	.182	0	0	0	26
<b>TOTAL</b>	<b>7 - 0</b>	<b>116:09</b>	<b>18</b>	<b>9.30</b>	<b>4</b>	<b>.182</b>	<b>0</b>	<b>0</b>	<b>0</b>	<b>26</b>

## 2016 CINCINNATI BEARCATS



8

ARMONDE  
MOORE5-6 | SOPHOMORE | MIDFIELDER  
COLUMBUS, OHIO  
UPPER ARLINGTON**2015:** Did not see action on the year.

**Prior to UC:** Helped Upper Arlington High School to three Ohio Capital Conference titles (2012-14) ... Named first team All-Ohio, All-District and All-OCC as a senior ... A three-time Academic All-Ohio Selection ... Played club lacrosse for Lucky Lax in Columbus, Ohio ... Product of same high school as former UC lacrosse player Megan Knoop.

**Personal:** Daughter of Jason and Betsy Moore ... has two brothers, Hall and Mac, and one sister, Rawlins.

BEARCATS **C** STRONG



## 2016 CINCINNATI BEARCATS

SCHUYLER  
NISSEN

5-9 | SOPHOMORE | MIDFIELDER  
PHILADELPHIA, PA.  
GERMANTOWN FRIENDS SCHOOL

15

**2015:** Played in 16 games as a rookie, making five starts ... Won 21 draws, ranking third on the team ... Also recorded three ground balls and three caused turnovers on the year ... Won a season-best five draw controls against Niagara ... Also won three draw controls at Detroit, at Robert Morris and in the win over Presbyterian ... Caused two turnovers against Temple.

**Prior to UC:** Played prep at Germantown Friends School ... Helped Germantown to a league championship and state tournament quarterfinals appearance as a senior, earning all-league honors ... Was an honorable mention all-league selection as a junior when team made third-straight runner-up finish in Friends School League ... Played club for Ultimate Goal Lacrosse in Philadelphia.

**Personal:** Daughter of Chris Nissen and Cynthia Brey ... Has one sister, Theresa.

BEARCATS **C** STRONG

## CAREER STATISTICS

Season	gp-gs	g	a	pts	sh	shot%	sog	sog%	gw	up	dn	fpg-fps	gb	t/o	ct	dc	fouls	rc	yc	gc	fo
2015	16 - 5	0	0	0	0	--	0	--	0	0	0	--	3	7	3	21	9	0	1	0	--
<b>TOTAL</b>	<b>16 - 5</b>	<b>0</b>	<b>0</b>	<b>0</b>	<b>0</b>	<b>--</b>	<b>0</b>	<b>--</b>	<b>0</b>	<b>0</b>	<b>0</b>	<b>--</b>	<b>3</b>	<b>7</b>	<b>3</b>	<b>21</b>	<b>9</b>	<b>0</b>	<b>1</b>	<b>0</b>	<b>--</b>

## 2016 CINCINNATI BEARCATS

JULIANNA  
RADZINSKI

5-4 | SOPHOMORE | MIDFIELDER  
SCHWENKSVILLE, PA.  
SPRING-FORD

11

**2015:** Played in five games on the season ... Had one shot on goal against Presbyterian.

**Prior to UC:** Played at Spring-Ford High School, along with classmate Madison Dishman ... Named PAC-10 Honorable Mention as a senior ... Played club for Phantistix in Philadelphia.

**Personal:** Daughter of Tad and Tara Radzinski ... Has two brothers, Stephen and Matthew.

BEARCATS **C** STRONG

## CAREER STATISTICS

Season	gp-gs	g	a	pts	sh	shot%	sog	sog%	gw	up	dn	fpg-fps	gb	t/o	ct	dc	fouls	rc	yc	gc	fo
2015	5-0	0	0	0	1	.000	1	.000	0	0	0	--	0	1	0	0	1	0	0	0	--
<b>TOTAL</b>	<b>5-0</b>	<b>0</b>	<b>0</b>	<b>0</b>	<b>1</b>	<b>.000</b>	<b>1</b>	<b>.000</b>	<b>0</b>	<b>0</b>	<b>0</b>	<b>--</b>	<b>0</b>	<b>1</b>	<b>0</b>	<b>0</b>	<b>1</b>	<b>0</b>	<b>0</b>	<b>0</b>	<b>--</b>



## 2016 CINCINNATI BEARCATS



# MACKENZIE SCHOEN

5-6 | SOPHOMORE | ATTACK  
ROSWELL, GA.  
ROSWELL

6

**2015:** Saw action in seven games on the year ... Took one shot against UConn ... Picked up a ground ball versus Detroit ... Added another ground ball versus Ohio State.

**Prior to UC:** Played for Roswell High School ... Scored over 250 goals and 100 assists during her four years ... Left as Rosewell's all-time leader in scoring, assists, ground balls and caused turnovers ... Named All-American, Academic All-American, first team all-state and team most valuable player as a senior ... Also named first team all-state as a sophomore and honorable mention all-state as a freshman ... two-year team captain ... led Roswell in scoring all four seasons ... Played club for Eagle Stix in Milton, Georgia, and Midwestern Force in Ohio.

**Personal:** Daughter of Tim and Michele Schoen ... Has one sister, Brittany, who played lacrosse at UMass.



## CAREER STATISTICS

Season	gp-gs	g	a	pts	sh	shot%	sog	sog%	gw	up	dn	fpg-fps	gb	t/o	ct	dc	fouls	rc	yc	gc	fo
2015	7-0	0	0	0	1	.000	1	.000	0	0	0	--	2	3	0	0	1	0	0	0	--
<b>TOTAL</b>	<b>7-0</b>	<b>0</b>	<b>0</b>	<b>0</b>	<b>1</b>	<b>.000</b>	<b>1</b>	<b>.000</b>	<b>0</b>	<b>0</b>	<b>0</b>	<b>--</b>	<b>2</b>	<b>3</b>	<b>0</b>	<b>0</b>	<b>1</b>	<b>0</b>	<b>0</b>	<b>0</b>	<b>--</b>

## 2016 CINCINNATI BEARCATS

JULIA  
BYRNE

5-9 | FRESHMAN | MIDFIELDER  
McLEAN, VA.  
LANGLEY

26

**Prior to UC:** Attended Langleigh High School in McLean, Virginia ... Four-year letterwinner in lacrosse ... Named first team all-region and first team All-Liberty District Conference as a senior ... Helped Langleigh to conference and region runner-up twice, as well as a state runner-up finish ... Also played field hockey and basketball ... Helped field hockey team to conference championship.

**Personal:** Daughter of John and Cindy Byrne ... Has nine siblings - Jeb, Will, Luke, Catherine, Mary Claire, Lilly, Kellin, Ellie and Parker ... Brother, Jeb, played football at Virginia ... Sister, Catherine, ran at George Mason ... brother, Will, is on the golf team at Villanova ... sister, Mary Clare, plays lacrosse at Virginia Tech.

AMANDA  
DONOVAN

5-10 | FRESHMAN | MIDFIELDER  
ELLICOTT CITY, MD.  
MOUNT DE SALES ACADEMY

14

**Prior to UC:** Attended Mount de Sales Academy in Catonsville, Maryland ... Helped lacrosse team to first playoff appearance in years as a sophomore ... Lost in semifinals during senior campaign ... Named Elite 120 selection as a freshman ... Under Armour Uncommitted Team selection as sophomore ... During junior season, selected to Under Armour Baltimore Team, while also earning spot on Baltimore Metro Team and team's most improved honors ... In addition to four varsity lacrosse letters, was a four-time letter winner in both field hockey and basketball ... Named to National Field Hockey Coaches Association National Academic Team as a Senior ... Max Preps Player of the Year in basketball ... Named school's athlete of the year as a senior.

**Personal:** Daughter of Rich and Donna Donovan ... Has one sister, Rachel.


MARIA  
COLLACCHI

5-2 | FRESHMAN | ATTACK  
PARKTON, MD.  
HEREFORD

2

**Prior to UC:** Attended Hereford High School ... Helped Hereford to three Baltimore County Championships and two semi-state appearances in four years ... Named to Senior All-Star Game ... Won U-15 national title as a sophomore.

**Personal:** Daughter of Frank and Laurie Collacchi ... Has one sister, Brianna.

GIULIANA  
DURSO

5-4 | FRESHMAN | GOALIE  
MENDHAM, N.J.  
WEST MORRIS MENDHAM

40

**Prior to UC:** Product of West Morris Mendham High School in Mendham, New Jersey ... Goalie helped team to three North State championships ... Also played two seasons of soccer at West Morris Mendham.

**Personal:** Daughter of Lisa and Bill Durso ... Has two brothers, Constantine and Alex, and two sisters, Angelica and Sophia.



## 2016 CINCINNATI BEARCATS

SAM  
MLVKY

5-6 | FRESHMAN | MIDFIELDER  
BERLIN, N.J.  
EASTERN REGIONAL

**Prior to UC:** Attended Eastern Regional High School in Voorhees, New Jersey ... Holds school record for draw controls with 217 as a senior ... Set school record for draws in game during senior season, winning 19 ... Also owns school record for goals in a game with 13 ... Scored 50 goals during senior season, earning second team All-South Jersey Honors ... Was named first team All-South Jersey as a sophomore ... Also played basketball and soccer in high school.

**Personal:** Daughter of Robert and Jude Mlvky ... Has three sisters, Alexandria, Mackenzie and Danielle.

KATIE  
STEGMANN

5-6 | FRESHMAN | MIDFIELDER  
LEWIS CENTER, OHIO  
OLENTANGY

**Prior to UC:** Attended Olentangy High School in Lewis Center, Ohio ... Two-time All-American ... Four-year letterwinner helped Olentangy go 57-13 over prep career ... Won Ohio Capital Conference (OCC) three times ... Reached state semifinals during junior season, as well as regional semifinals as a sophomore and senior ... Started at center all four years ... Named first team All-OCC all four years ... Named first team All-Ohio and first team all-district three times ... Named Academic All-Ohio as a junior ... Led team in draw controls, ground balls, goals and caused turnovers as a senior ... Totaled 230 career goals, with highest single-season total of 82 as a senior.

**Personal:** Daughter of Phil and Debbie Stegmann ... Has one brother, Andrew.



**BEARCATS STRONG**

Bearcats Strong is a year-long recognition program for UC student-athletes who exemplify strength in all facets of student life. It focuses on the whole person, not just the student and not just the athlete. It celebrates academics, leadership, life skills and work ethic to develop student-athletes who are Strong in Body, Strong in Mind & Strong in Character. The lacrosse team members who earned the designation during the 2014-15 academic year are denoted on their individual bio page. All told, 23 lacrosse team members were named Bearcats Strong last year.

## 2015 STATISTICS &amp; RESULTS

##	Name	GP	GS				SHOTS		GOALS											Pen	Min	Fouls
				G	A	Pts	Sh	Shot%	SOG	SOG%	GW	UP	DN	FPG	FPS	GB	DC	T/O	CT			
3	CURTIS, Courtney	17	17	37	2	39	103	.359	77	.748	1	4	0	13	23	17	4	40	9	0	0.0	21
10	TUNNELL, Dani	15	2	22	1	23	50	.440	39	.780	1	0	0	4	9	8	4	21	2	1	2.0	22
23	HELMRATH, Ashley	17	11	11	7	18	25	.440	18	.720	0	0	0	4	9	6	1	33	5	0	0.0	9
16	MILLER, Brianna	17	13	12	4	16	26	.462	21	.808	0	0	0	4	9	25	11	14	9	0	0.0	19
12	DEL BENE, Sarah	17	12	10	6	16	28	.357	20	.714	0	0	0	4	14	18	7	25	5	1	2.0	12
4	KOVINSKY, Brooke	17	0	5	2	7	16	.312	12	.750	0	0	0	2	3	5	2	8	0	0	0.0	10
18	LORD, Abby	7	7	4	3	7	8	.500	6	.750	0	0	0	0	3	4	2	7	2	0	0.0	5
7	PLATZ, Michelle	17	12	6	0	6	18	.333	17	.944	0	0	0	3	5	2	14	14	1	0	0.0	12
22	CLEARY, Bridget	16	7	4	1	5	13	.308	10	.769	0	0	0	0	3	10	1	17	3	0	0.0	15
21	BELL, Megan	2	2	2	1	3	5	.400	5	1.000	0	0	0	0	2	2	4	4	0	0	0.0	4
1	DeLEMOSE, Skylar	17	17	2	0	2	2	1.000	2	1.000	0	0	0	0	0	24	38	24	16	0	0.0	46
5	HINSCH, Hannah	7	0	1	0	1	3	.333	3	1.000	0	0	0	0	0	0	0	2	0	0	0.0	0
24	GULMI, Meg	17	17	0	0	0	1	.000	1	1.000	0	0	0	0	0	61	0	9	4	0	0.0	2
11	RADZINSKI, Julianna	5	0	0	0	0	1	.000	1	1.000	0	0	0	0	0	0	0	1	0	0	0.0	1
6	SCHOEN, Mackenzie	7	0	0	0	0	1	.000	1	1.000	0	0	0	0	0	2	0	3	0	0	0.0	1
52	MacAFFER, Alex	7	0	0	0	0	0	.000	0	.000	0	0	0	0	0	2	0	0	0	0	0.0	0
36	SMITH, Sydney	8	0	0	0	0	0	.000	0	.000	0	0	0	0	0	2	0	1	0	0	0.0	0
34	BYNER, Kyara	17	17	0	0	0	0	.000	0	.000	0	0	0	0	0	31	0	10	36	0	0.0	60
29	HICKLEN, Hannah	9	0	0	0	0	0	.000	0	.000	0	0	0	0	0	0	1	3	0	0	0.0	0
27	HUDSON, Lauren	17	17	0	0	0	0	.000	0	.000	0	0	0	0	0	24	7	18	17	0	0.0	55
20	FLOBECK, Alex	17	17	0	0	0	0	.000	0	.000	0	0	0	0	0	23	33	14	15	1	0.0	72
19	MAGNOTTA, Jillian	17	17	0	0	0	0	.000	0	.000	0	0	0	0	0	22	0	11	17	0	0.0	35
15	NISSEN, Schuyler	16	5	0	0	0	0	.000	0	.000	0	0	0	0	0	3	21	7	3	0	0.0	9
13	BURGEE, Liz	17	14	0	0	0	0	.000	0	.000	0	0	0	0	0	15	4	10	9	0	0.0	34
<b>Total.....</b>				<b>116</b>	<b>27</b>	<b>143</b>	<b>300</b>	<b>.387</b>	<b>233</b>	<b>.777</b>	<b>2</b>	<b>4</b>	<b>0</b>	<b>34</b>	<b>80</b>	<b>306</b>	<b>155</b>	<b>298</b>	<b>153</b>	<b>3</b>	<b>6.0</b>	<b>458</b>
<b>Opponents.....</b>				<b>233</b>	<b>89</b>	<b>322</b>	<b>485</b>	<b>.480</b>	<b>382</b>	<b>.788</b>	<b>15</b>	<b>11</b>	<b>1</b>	<b>58</b>	<b>125</b>	<b>363</b>	<b>222</b>	<b>263</b>	<b>149</b>	<b>1</b>	<b>2.0</b>	<b>415</b>

##	Name	GP	GS	Minutes	GOAL AVERAGE		SAVES		RECORD			Shots	
					GA	GAAvg	Saves	Pct	W	L	T	Faced	
24	GULMI, Meg	17	17	909:32	215	14.18	145	.403	2	15	0	459	
52	MacAFFER, Alex	7	0	116:09	18	9.30	4	.182	0	0	0	26	
<b>Total.....</b>				<b>1025:41</b>	<b>233</b>	<b>13.63</b>	<b>149</b>	<b>.390</b>	<b>2</b>	<b>15</b>	<b>0</b>	<b>485</b>	
<b>Opponents.....</b>				<b>1025:41</b>	<b>116</b>	<b>6.79</b>	<b>117</b>	<b>.502</b>	<b>15</b>	<b>2</b>	<b>0</b>	<b>300</b>	

## 2015 RESULTS (2-15 OVERALL | 0-7 BIG EAST | 2-8 HOME | 0-1 AWAY)

DATE	OPPONENT	W/L	SCORE	ATT
Feb. 13	#11 NOTRE DAME	L	5-14	132
Feb. 15	at #13 Louisville	L	8-17	216
Feb. 20	at Detroit	L	8-17	131
Feb. 22	at Robert Morris	L	7-20	148
Feb. 27	NIAGARA	L	9-12	93
March 4	STETSON	W	11-10 (OT)	74
March 8	PRESBYTERIAN	W	14-8	322
March 15	at Coastal Carolina	L	10-12	146
March 18	OHIO STATE	L	8-13	47
March 27	WINTHROP	L	5-17	189
March 29	UCONN*	L	4-10	234
April 4	at Villanova*	L	4-18	337
April 8	VANDERBILT*	L	8-13	124
April 11	at Georgetown*	L	4-8	675
April 15	at #8 Florida*	L	1-20	181
April 19	TEMPLE*	L	3-16	73
April 25	MARQUETTE*	L	7-8	187

GOALS BY PERIOD	1st	2nd	OT	Total
Cincinnati	56	59	1	116
Opponents	127	106	0	233

SHOTS BY PERIOD	1st	2nd	OT	Total
Cincinnati	130	169	1	300
Opponents	272	213	0	485

SHOTS ON GOAL BY PRD	1st	2nd	OT	Total
Cincinnati	103	129	1	233
Opponents	215	167	0	382

SAVES BY PERIOD	1st	2nd	OT	Total
Cincinnati	88	61	0	149
Opponents	47	70	0	117

## TEAM STATISTICS

	CIN	OPP
<b>SHOT STATISTICS</b>		
Goals-Shot attempts	116-300	233-485
Goals scored per game	6.82	13.71
Shot pct.	.387	.480
Shots on goal-Attempts	233-300	382-485
SOG pct.	.777	.788
Shots/Game	17.6	28.5
Assists	27	89
Free position Made-Att	34-80	58-125
Free position pct.	.425	.464
<b>MAN-UP OPPORTUNITIES</b>		
Goals-Opportunities	4-1	11-3
Conversion Percent	4.000	3.667
<b>GOAL BREAKDOWN</b>		
Total Goals	116	233
Man-up	4	11
Man-down	0	1
Free-position	34	58
Unassisted	89	144
Overtime	1	0
Goals scored average	6.79	13.63
<b>GROUND BALLS</b>	306	363
<b>DRAW CONTROLS</b>	155	222
<b>TURNOVERS</b>	298	263
<b>CAUSED TURNOVERS</b>	153	149
<b>CLEARs</b>	179-253	188-214
Clear Pct.	.708	.879
<b>PENALTIES</b>		
Number	3	1
Minutes	6:00	2:00



## 2015 BIG EAST Standings

Standings	Conf.	Pct.	GF	GA	Overall	Pct.	GF	GA	Home	Away	Neutral	Last 10	Streak
Florida	6-1	.857	121	37	15-6	.714	326	168	8-3	4-3	3-0	8-2	L 1
Georgetown	6-1	.857	65	64	7-10	.412	137	184	5-4	2-5	0-1	6-4	L 1
UConn	5-2	.714	87	62	11-7	.611	212	176	6-0	4-6	1-1	7-3	L 1
Villanova	4-3	.571	68	71	9-8	.529	160	182	6-2	3-5	0-1	6-4	L 2
Vanderbilt	4-3	.571	74	75	7-9	.438	187	188	5-3	2-6	0-0	4-6	L 1
Temple	2-5	.286	63	81	10-6	.625	161	165	3-3	7-3	0-0	5-5	L 1
Marquette	1-6	.143	50	76	5-12	.294	128	169	1-6	4-5	0-1	2-8	W 1
Cincinnati	0-7	.000	31	93	2-15	.118	116	233	2-8	0-7	0-0	0-10	L 10

GOALS/GAME	GP	No.	Avg/G	FOULS/GAME	GP	No.	Avg/G	GOALS AGAINST AVG	GP	GA	Minutes	GA Avg.
1. Florida	21	326	15.52	1. Vanderbilt	16	448	28.00	1. Florida	21	168	1265:45	7.96
2. UConn	18	212	11.78	2. Cincinnati	17	458	26.94	2. UConn	18	176	1092:47	9.66
3. Vanderbilt	16	187	11.69	3. Marquette	17	408	24.00	3. Marquette	17	169	1038:33	9.76
4. Temple	16	161	10.06	4. UConn	18	422	23.44	4. Temple	16	165	964:43	10.26
5. Villanova	17	160	9.41	5. Villanova	17	374	22.00	5. Villanova	17	182	1021:27	10.69
6. Georgetown	17	137	8.06	6. Florida	21	435	20.71	6. Georgetown	17	184	960:02	11.50
7. Marquette	17	128	7.53	7. Georgetown	17	325	19.12	7. Vanderbilt	16	188	972:00	11.60
8. Cincinnati	17	116	6.82	8. Temple	16	284	17.75	8. Cincinnati	17	233	1025:55	13.63

ASSISTS/GAME	GP	No.	Avg/G	SHOTS/GAME	GP	No.	Avg/G	SAVES/GAME	GP	Saves	Avg/G
1. Florida	21	134	6.38	1. Florida	21	617	29.38	1. Vanderbilt	16	146	9.12
2. UConn	18	111	6.17	2. Temple	16	406	25.38	2. Cincinnati	17	149	8.76
3. Vanderbilt	16	90	5.62	3. Vanderbilt	16	402	25.12	3. UConn	18	152	8.44
4. Villanova	17	67	3.94	4. UConn	18	434	24.11	4. Villanova	17	133	7.82
5. Georgetown	17	55	3.24	5. Georgetown	17	406	23.88	5. Georgetown	17	125	7.35
6. Marquette	17	47	2.76	6. Villanova	17	352	20.71	6. Marquette	17	113	6.65
7. Temple	16	39	2.44	7. Marquette	17	347	20.41	7. Temple	16	99	6.19
8. Cincinnati	17	27	1.59	8. Cincinnati	17	300	17.65	8. Florida	21	127	6.05

GROUND BALLS/GAME	GP	No.	Avg/G	SHOT PERCENT	GP	Goals	Shots	Pct.	SAVE PERCENT	GP	GA	Saves	Save%
1. Vanderbilt	16	298	18.62	1. Florida	21	326	617	.528	1. UConn	18	176	152	.463
2. UConn	18	329	18.28	2. UConn	18	212	434	.488	2. Vanderbilt	16	188	146	.437
3. Cincinnati	17	306	18.00	3. Vanderbilt	16	187	402	.465	3. Florida	21	168	127	.431
4. Florida	21	374	17.81	4. Villanova	17	160	352	.455	4. Villanova	17	182	133	.422
5. Temple	16	258	16.12	5. Temple	16	161	406	.397	5. Georgetown	17	184	125	.405
6. Marquette	17	269	15.82	6. Cincinnati	17	116	300	.387	6. Marquette	17	169	113	.401
7. Georgetown	17	262	15.41	7. Marquette	17	128	347	.369	7. Cincinnati	17	233	149	.390
8. Villanova	17	253	14.88	8. Georgetown	17	137	406	.337	8. Temple	16	165	99	.375

POINTS/GAME	GP	No.	Avg/G	TURNOVERS/GAME	GP	No.	Avg/G	SHOTS ON GOAL/GAME	GP	No.	Avg/G
1. Florida	21	460	21.90	1. Florida	21	181	8.62	1. Florida	21	484	23.05
2. UConn	18	323	17.94	2. Georgetown	17	239	14.06	2. Vanderbilt	16	322	20.12
3. Vanderbilt	16	277	17.31	3. Temple	16	236	14.75	3. UConn	18	336	18.67
4. Villanova	17	227	13.35	4. Vanderbilt	16	250	15.62	4. Temple	16	298	18.62
5. Temple	16	200	12.50	5. Villanova	17	274	16.12	5. Georgetown	17	278	16.35
6. Georgetown	17	192	11.29	6. Marquette	17	297	17.47	6. Villanova	17	266	15.65
7. Marquette	17	175	10.29	7. Cincinnati	17	298	17.53	7. Marquette	17	254	14.94
8. Cincinnati	17	143	8.41	8. UConn	18	318	17.67	8. Cincinnati	17	233	13.71

DRAW CONTROLS/GAME	GP	No.	Avg/G	CAUSED TURNOVER/GAME	GP	No.	Avg/G
1. Florida	21	304	14.48	1. UConn	18	185	10.28
2. Vanderbilt	16	207	12.94	2. Marquette	17	164	9.65
3. Temple	16	198	12.38	3. Vanderbilt	16	154	9.62
4. Villanova	17	189	11.12	4. Cincinnati	17	153	9.00
5. UConn	18	192	10.67	Temple	16	144	9.00
6. Georgetown	17	171	10.06	6. Florida	21	172	8.19
7. Cincinnati	17	155	9.12	7. Villanova	17	135	7.94
8. Marquette	17	147	8.65	8. Georgetown	17	118	6.94

GOALS/GAME	GP	No.	Avg/G
1. Shannon Gilroy-UF	21	74	3.52
2. Jackie Froccaro-VU	17	49	2.88
3. Katherine Finkelston-UCONN	18	40	2.22
4. Nicole Tiernan-TU	16	35	2.19
5. Courtney Curtis-CIN	17	37	2.18
6. Mollie Stevens-UF	21	43	2.05
7. Mallory Schonk-VANDY	16	32	2.00
8. Kristen Bandos-GU	17	29	1.71
9. Alexa Kunowsky-VANDY	16	27	1.69
10. Jill Doherty-VANDY	16	25	1.56

ASSISTS/GAME	GP	No.	Avg/G
1. Jessica Mucci-VU	17	34	2.00
2. Claire Costanza-MU	17	25	1.47
3. Jill Doherty-VANDY	16	23	1.44
4. Mallory Schonk-VANDY	16	20	1.25
5. Shannon Gilroy-UF	21	24	1.14
6. Grace Nolan-UCONN	18	20	1.11
7. Katherine Finkelston-UCONN	18	17	0.94
8. Carly Palmucci-UCONN	18	16	0.89
9. Rachel Schwabb-TU	16	14	0.88
10. Darcy Messina-UF	12	10	0.83

POINTS/GAME	GP	G	A	Pts	Avg/G
1. Shannon Gilroy-UF	21	74	24	98	4.67
2. Jackie Froccaro-VU	17	49	8	57	3.35
3. Mallory Schonk-VANDY	16	32	20	52	3.25
4. Katherine Finkelston-UCONN	18	40	17	57	3.17
5. Jill Doherty-VANDY	16	25	23	48	3.00
6. Claire Costanza-MU	17	21	25	46	2.71
7. Jessica Mucci-VU	17	11	34	45	2.65
8. Grace Nolan-UCONN	18	26	20	46	2.56
9. Mollie Stevens-UF	21	43	9	52	2.48
10. Nicole Tiernan-TU	16	35	3	38	2.38

GAME-WINNING GOALS	GP	No.	Avg/G
1. Shannon Gilroy-UF	21	4	0.19
Mollie Stevens-UF	21	4	0.19
3. Kristen Bandos-GU	17	3	0.18
Meghan Breen-VU	17	3	0.18
5. Kathryn Skahan-TU	14	2	0.14
Alexa Kunowsky-VANDY	16	2	0.12
Nicole Barretta-TU	16	2	0.12
Jill Doherty-VANDY	16	2	0.12
Nicole Tiernan-TU	16	2	0.12
Jackie Froccaro-VU	17	2	0.12
Taylor Smith-MU	17	2	0.12
Kelsey Denihan-VU	17	2	0.12
Corinne Etchison-GU	17	2	0.12
Carly Palmucci-UCONN	18	2	0.11
Alyson Fazio-UCONN	18	2	0.11
Nicole Graziano-UF	21	2	0.10
Nora Barry-UF	21	2	0.10

GROUND BALLS/GAME	GP	No.	Avg/G
1. Meg Gulmi-CIN	17	61	3.59
2. Jaqi Kakalecik-TU	16	43	2.69
3. Lauren Kwasnowski-UCONN	18	40	2.22
Shannon Nee-UCONN	18	40	2.22
5. Sam Scarfogliero-VU	17	34	2.00
Maddie Kratz-VANDY	12	24	2.00

SHOTS/GAME	GP	No.	Avg/G
1. Shannon Gilroy-UF	21	146	6.95
2. Courtney Curtis-CIN	17	103	6.06
3. Nicole Tiernan-TU	16	92	5.75
4. Jackie Froccaro-VU	17	90	5.29
5. Kristen Bandos-GU	17	73	4.29
6. Katherine Finkelston-UCONN	18	76	4.22
7. Colleen Lovett-GU	17	71	4.18
8. Caroline Tarzian-GU	17	67	3.94
9. Mallory Schonk-VANDY	16	61	3.81
10. Jill Doherty-VANDY	16	58	3.62

DRAW CONTROLS/GAME	GP	No.	Avg/G
1. Jackie Froccaro-VU	17	76	4.47
2. Shannon Gilroy-UF	21	79	3.76
3. Emily Anderson-UCONN	18	51	2.83
4. Summer Jaros-TU	16	37	2.31
5. Nicole Tiernan-TU	16	36	2.25

CAUSED TURNOVERS/GAME	GP	No.	Avg/G
1. Kyara Byner-CIN	17	36	2.12
2. Lauren Kwasnowski-UCONN	18	35	1.94
3. Alex Duckenfield-VANDY	15	27	1.80
4. Elizabeth Goslee-MU	17	30	1.76
5. Adrienne Devine-GU	17	28	1.65

GOALS AGAINST AVG	GP	GA	Minutes	GA	Avg
1. Olivia Cole-UF	12	15	174:44	5.15	
2. Mary-Sean Wilcox-UF	21	153	1091:01	8.41	
3. Emma Salter-MU	9	26	178:09	8.76	
4. Shannon Nee-UCONN	18	165	1028:59	9.62	
5. Sarah Priem-MU	17	143	860:24	9.97	
6. Jaqi Kakalecik-TU	16	155	918:35	10.12	
7. Jaclyn Fraum-VU	17	130	760:55	10.25	
8. Marya Fratoni-UCONN	5	11	63:48	10.34	
9. Maddie Kratz-VANDY	12	116	637:44	10.91	
10. Megan McDonald-GU	8	42	229:12	10.99	

SAVE PERCENTAGE	GP	Saves	GA	Pct.
1. Olivia Cole-UF	12	21	15	.583
2. Shannon Nee-UCONN	18	147	165	.471
3. Emma Salter-MU	9	23	26	.469
4. Maddie Kratz-VANDY	12	95	116	.450
5. Jaclyn Fraum-VU	17	104	130	.444
6. Megan McDonald-GU	8	31	42	.425
7. Callahan Kent-VANDY	8	51	72	.415
8. Mary-Sean Wilcox-UF	21	106	153	.409
9. Meg Gulmi-CIN	17	145	216	.402
10. Maddy Fisher-GU	17	94	142	.398

SAVES/GAME	GP	No.	Avg/G
1. Meg Gulmi-CIN	17	145	8.53
2. Shannon Nee-UCONN	18	147	8.17
3. Maddie Kratz-VANDY	12	95	7.92
4. Callahan Kent-VANDY	8	51	6.38
5. Jaclyn Fraum-VU	17	104	6.12
6. Jaqi Kakalecik-TU	16	96	6.00
7. Maddy Fisher-GU	17	94	5.53
8. PRIEM, Sarah-MU	17	90	5.29
9. Mary-Sean Wilcox-UF	21	106	5.05
10. Megan McDonald-GU	8	31	3.88

FREE-POSITION GOALS/GAME	GP	No.	Avg/G
1. Nicole Tiernan-TU	16	14	0.88
2. Jackie Froccaro-VU	17	14	0.82
3. Shannon Gilroy-UF	21	17	0.81
4. Courtney Curtis-CIN	17	13	0.76
5. Mallory Schonk-VANDY	16	9	0.56



**COURTNEY CURTIS**  
Mason, Ohio

// ALL-BIG EAST 2nd Team  
 // Goals Per Game 5th  
 // Shots Per Game 2nd  
 // Free Poss. Goals Per Game 4th



**MEG GULMI**  
Syosset, N.Y.

// Ground Balls Per Game 1st  
 // Save Percentage 9th  
 // Saves Per Game 1st



**KYARA BYNER**  
Franklin, Tenn.

// Caused TOs Per Game 1st



## ALL-TIME ROSTER | ALL-TIME COACHES

## // A

Anderson, Norwiece ..... 2013

## // B

Baker, Mariah ..... 2014  
 Banky, Lori ..... 2009-11  
 Bell, Allison ..... 2008-11  
 Bell, Megan ..... 2012-Present  
 Branscome, Gwen ..... 2009-12  
 Burgee, Liz ..... 2014-Present  
 Burton, Lynsey ..... 2008-11  
 Byner, Kyara ..... 2013-Present  
 Byrne, Julia ..... 2016-Present

## // C

Cleary, Bridget ..... 2015-Present  
 Cox, Stephanie ..... 2008-09  
 Chiavacci, Jenna ..... 2011  
 Collacchi, Maria ..... 2016  
 Conway, Kelsey ..... 2011-14  
 Coulon, Channele ..... 2011-13  
 Curtis, Courtney ..... 2013-Present

## // D

Davis, Jen ..... 2010  
 Del Bene, Sarah ..... 2013-Present  
 DeLemos, Skylar ..... 2014-Present  
 DeSautels, Jamie ..... 2008  
 Donovan, Amanda ..... 2016-Present  
 Doran, Jenn ..... 2009-12  
 Durso, Giuliana ..... 2016-Present

## // E

Enich, Elaina ..... 2014-Present

## // F

Fink, Maddie ..... 2010-13  
 Fisher, Leigh ..... 2012  
 Flagg, Erin ..... 2011  
 Flobeck, Alex ..... 2015  
 Flynn, Kelley ..... 2008,11

## // G

Graham, Jennifer ..... 2012  
 Gulmi, Meg ..... 2013-Present

## // H

Hague, Maggie ..... 2009-12  
 Hebert, Cathy ..... 2009-12  
 Heineke, Jayme ..... 2012  
 Helmrath, Ashley ..... 2012-15  
 Hiatt, Marissa ..... 2008  
 Hicklen, Hannah ..... 2014-15  
 Hillmer, Kelly ..... 2012  
 Hinsch, Hannah ..... 2014-Present  
 Houck, Lauren ..... 2009  
 Hudson, Lauren ..... 2015-Present

## // J

Jarvis, Katelyn ..... 2011-12

## // K

Kazaks, Jess ..... 2008-10  
 Kelly, Lauren ..... 2008-10  
 Kelly, Patty ..... 2008-10  
 Kiriazoglou, Katie ..... 2010-13  
 Knoop, Megan ..... 2011-14  
 Kovinsky, Brooke ..... 2015-Present

## // L

Liberatore, Katie ..... 2010-11  
 Lord, Abby ..... 2015-Present  
 Lubeley, Sydney ..... 2014  
 Lucke, Holly ..... 2013  
 Lynes, Shannon ..... 2008-10

## // M

MacAffer, Alex ..... 2015-Present  
 Magnotta, Jillian ..... 2012-15  
 Marshall, Lindsey ..... 2008-09  
 Marvine, Haley ..... 2008-11  
 Mattingly, Ali ..... 2009-12  
 Mercier, Rachel ..... 2009-12  
 Miller, Brianna ..... 2015  
 Mlkvy, Sam ..... 2016-Present  
 Moore, Armonde ..... 2015-Present  
 Mott, Jen ..... 2008-10

## // N

Nissen, Schuyler ..... 2015-Present

## // P

Parsons, MacKenzie ..... 2009-12  
 Pierson, Marissa ..... 2010-13  
 Piontek, Adrianna ..... 2010-13  
 Platz, Michelle ..... 2014-15

## // R

Radzinski, Julianna ..... 2015-Present  
 Ramsland, Kylie ..... 2010-13  
 Roberts, Kaila ..... 2013  
 Russo, Katherine ..... 2009-11

## // S

Schoen, Mackenzie ..... 2015-Present  
 Simanski, Laura ..... 2009-12  
 Sinmaz, Gabby ..... 2009-12  
 Skelton, Karen ..... 2008-11  
 Smith, Sydney ..... 2015-Present  
 Smith, Tiffany ..... 2009-11  
 Starvaggi, Natalie ..... 2008-11  
 Stegmann, Katie ..... 2016-Present  
 Stratton, Paige ..... 2008-11

## // T

Tasset, Julia ..... 2011  
 Thompson, Sarah ..... 2008  
 Tunnell, Dani ..... 2014-15  
 Turner, Sidonie ..... 2008

## // V

Van Sloun, Ally ..... 2013

## // W

Wade, Jenna ..... 2008  
 Wagonhurst, Hillary ..... 2011  
 Walsh, Jennifer ..... 2011-14  
 Wettig, Katelyn ..... 2010-13

## // Y

Young, Taylor ..... 2011-14

## // Z

Zarella, Torrie ..... 2012-14  
 Zinkand, LB ..... 2009-10

Current players in italics.

## // Head Coaches

Lellie Swords ..... 2008-12  
 Gina Oliver ..... 2013-Present



**Lellie Swords**  
2008-12



**Gina Oliver**  
2013-Present

## // Assistant Coaches

Christy Finch ..... 2011  
 Lauren Gunning ..... 2012-14  
 Natalie (Starvaggi) Lang ..... 2015-Present  
 Megan McLouth ..... 2008  
 Kari Pabis ..... 2008-09  
 Lauren Schwartzman ..... 2009-10  
 Breanna Stiff ..... 2011-12  
 Shannon Witzel ..... 2013-Present



**Shannon Witzel**  
2013-Present



**Natalie Lang**  
2015-Present

## INDIVIDUAL SINGLE-GAME RECORDS

## // MOST POINTS

1.	8	Megan Bell	at Stetson	Feb 21, 2014
8		Katie Kiriazoglou	Villanova	Apr 15, 2011
8		Katie Kiriazoglou	Jacksonville	Apr 18, 2010
8		Katie Kiriazoglou	at Presbyterian	Feb 26, 2012
8		Katie Kiriazoglou	Presbyterian	Mar 13, 2010
6.	7	Megan Bell	Presbyterian	Mar 17, 2013
7		Courtney Curtis	at Presbyterian	Mar 09, 2014
7		Katie Kiriazoglou	at Fresno State	Mar 23, 2010
7		Marissa Pierson	Marquette	Apr 05, 2013
7		Laura Simanski	at Villanova	Apr 30, 2010

## // MOST GOALS

1.	7	Laura Simanski	at Villanova	Apr 30, 2010
2.	6	Megan Bell	at Stetson	Feb 21, 2014
6		Katie Kiriazoglou	at Presbyterian	Feb 26, 2012
6		Katie Liberatore	Detroit	Mar 11, 2011
6		Kylie Ramsland	vs Fresno State	Feb 19, 2012
6.	5	Megan Bell	Presbyterian	Mar 17, 2013
5		Courtney Curtis	at Coastal Carolina	Feb 15, 2013
5		Katie Liberatore	Duquesne	Mar 07, 2010
5		Kylie Ramsland	Presbyterian	Mar 17, 2013
5		Laura Simanski	at Villanova	Apr 13, 2012
5		Laura Simanski	Iona	Mar 17, 2012
5		Dani Tunnell	at Marquette	Mar 28, 2014

## // MOST ASSISTS

1.	5	Katie Kiriazoglou	Villanova	Apr 15, 2011
5		Katie Kiriazoglou	Jacksonville	Apr 18, 2010
5		Katie Kiriazoglou	Presbyterian	Mar 13, 2010
5		Katie Kiriazoglou	at Fresno State	Mar 23, 2010
5.	4	Courtney Curtis	at Presbyterian	Mar 09, 2014
4		Sarah Del Bene	Presbyterian	Mar 08, 2015
4		Katie Liberatore	Presbyterian	Mar 13, 2010

## // MOST SHOTS

1.	12	Laura Simanski	at Detroit	Mar 05, 2010
2.	11	Courtney Curtis	Presbyterian	Mar 08, 2015
11		Laura Simanski	at Oregon	Mar 20, 2010
11		Taylor Young	Niagara	Mar 05, 2013
4.	9	Megan Bell	at Niagara	Mar 01, 2014
9		Courtney Curtis	Stetson	Mar 04, 2015
9		Courtney Curtis	Iona	Mar 16, 2014
9		Katie Kiriazoglou	at Presbyterian	Feb 26, 2012
7.	8	Courtney Curtis	at Presbyterian	Mar 09, 2014
8		Katie Liberatore	Detroit	Mar 11, 2011
8		Katie Liberatore	Duquesne	Mar 07, 2010
8		MacKenzie Parsons	vs Fresno State	Feb 19, 2012
8		MacKenzie Parsons	at Detroit	Mar 05, 2010
8		Kylie Ramsland	Niagara	Mar 05, 2013
8		Kylie Ramsland	Presbyterian	Mar 17, 2013
8		Laura Simanski	at Louisville	Mar 27, 2011
8		Laura Simanski	at Loyola	Apr 03, 2010
8		Laura Simanski	at Villanova	Apr 30, 2010
8		Laura Simanski	at Longwood	Mar 02, 2012

## // MOST SAVES

1.	23	Katherine Russo	Duquesne	Mar 07, 2010
2.	21	Katherine Russo	Jacksonville	Apr 18, 2010
3.	17	Katherine Russo	at Loyola	Apr 03, 2010
17		Jennifer Walsh	at High Point	Feb 20, 2011
5.	16	Meg Gulmi	at Louisville	Apr 21, 2013
16		Katherine Russo	at Rutgers	May 02, 2010
7.	15	Meg Gulmi	Villanova	Apr 26, 2013
15		Katherine Russo	at Oregon	Mar 20, 2010
15		Jennifer Walsh	Villanova	Apr 15, 2011
10.	14	Meg Gulmi	Louisville	Apr 06, 2014
14		Meg Gulmi	Oregon	Mar 30, 2014
14		Jennifer Walsh	at San Diego State	Feb 17, 2012

## // MOST GROUND BALLS

1.	11	Laura Simanski	at Detroit	Mar 05, 2010
2.	10	Meg Gulmi	Oregon	Mar 30, 2014
3.	7	Meg Gulmi	at Connecticut	Apr 12, 2013
7		Meg Gulmi	Stetson	Mar 04, 2015
4.	6	Kyara Byner	Presbyterian	Mar 08, 2015
6		Meg Gulmi	Notre Dame	Feb 13, 2015
6		Cathy Hebert	at Notre Dame	Apr 17, 2010
6		Patty Kelly	at Notre Dame	Apr 17, 2010
6		Jillian Magnotta	Oregon	Mar 30, 2014
6		Rachel Mercier	at Detroit	Mar 05, 2010
6		Natalie Starvaggi	Duquesne	Mar 07, 2010
6		Paige Stratton	at Oregon	Mar 20, 2010

## // MOST DRAW CONTROLS

1.	13	Megan Bell	at Stetson	Feb 21, 2014
2.	11	Megan Bell	Louisville	Mar 27, 2012
3.	8	Rachel Mercier	at Davidson	Feb 18, 2011
8		Rachel Mercier	at Loyola	Mar 30, 2012
8		Kylie Ramsland	Presbyterian	Mar 17, 2013
6.	7	Megan Bell	at Presbyterian	Feb 26, 2012
7		Megan Bell	Niagara	Mar 05, 2013
7		Megan Bell	at Presbyterian	Mar 09, 2014
7		Megan Bell	Iona	Mar 17, 2012
7		Laura Simanski	Georgetown	Apr 09, 2010

## // MOST TURNOVERS

1.	7	Rachel Mercier	UConn	Apr 20, 2012
2.	6	MacKenzie Parsons	vs Oregon	Apr 01, 2012
6		MacKenzie Parsons	Duquesne	Mar 07, 2010
6		Laura Simanski	at Saint Mary's (Calif.)	Mar 24, 2010
6		Taylor Young	at Connecticut	Apr 12, 2013

## // MOST CAUSED TURNOVERS

1.	4	Kyara Byner	Presbyterian	Mar 8, 2015
4		Kyara Byner	UConn	Apr 19, 2014
4		Taylor Young	Liberty	Mar 14, 2013
4		Taylor Young	Oregon	Mar 30, 2014
4		LB Zinkand	at Rutgers	May 02, 2010

## // MOST MAN-UP GOALS

1.	2	Courtney Curtis	Presbyterian	Mar 08, 2015
2.	1	Megan Bell	Rutgers	Apr 28, 2013
1		Maddie Fink	Liberty	Mar 14, 2013
1		Ashley Helmraht	Presbyterian	Mar 17, 2013
1		Katie Kiriazoglou	Detroit	Mar 11, 2011
1		Katie Kiriazoglou	at Liberty	Mar 03, 2012
1		Katie Kiriazoglou	Presbyterian	Mar 17, 2013
1		Katie Kiriazoglou	at Saint Mary's (Calif.)	Mar 24, 2010
1		Rachel Mercier	at Liberty	Mar 03, 2012
1		Marissa Pierson	at Oregon	Feb 24, 2013
1		Marissa Pierson	at Presbyterian	Feb 26, 2012
1		Marissa Pierson	at Liberty	Mar 03, 2012
1		Kylie Ramsland	at Iona	Mar 09, 2013
1		Laura Simanski	vs Oregon	Apr 01, 2012
1		Laura Simanski	at Rutgers	Apr 15, 2012
1		Torrie Zarella	at Presbyterian	Mar 09, 2014

## // MOST MAN-DOWN GOALS

1.	1	Jenn Doran	at Detroit	Mar 05, 2010
1		Katie Kiriazoglou	at Rutgers	Apr 15, 2012
1		Katie Kiriazoglou	at Detroit	Mar 05, 2010
1		Kylie Ramsland	at High Point	Feb 20, 2011
1		Kylie Ramsland	at Detroit	Apr 30, 2012
1		Laura Simanski	at Detroit	Mar 05, 2010
1		Gabby Sinmaz	at Detroit	Mar 05, 2010

## // MOST FREE-POSITION GOALS

1.	3	Megan Bell	at Stetson	Feb 21, 2014
3		Kylie Ramsland	vs Fresno State	Feb 19, 2012
3		Laura Simanski	Iona	Mar 17, 2012

## // MOST FACEOFFS WON

1.	12	Maggie Hague	at Fresno State	Mar 23, 2010
2.	4	Ali Mattingly	at Fresno State	Mar 23, 2010
3.	2	Lori Banky	at Fresno State	Mar 23, 2010
4.	1	Jenn Doran	at Fresno State	Mar 23, 2010
1		Shannon Lynes	at Fresno State	Mar 23, 2010



## TEAM SINGLE-GAME RECORDS

## // MOST POINTS

1.	31	Presbyterian	Mar 13, 2010
2.	30	at Fresno State	Mar 23, 2010
3.	29	Presbyterian	Mar 17, 2013
4.	26	Jacksonville	Apr 18, 2010
5.	24	at Presbyterian	Feb 26, 2012
6.	23	at Villanova	Apr 30, 2010
	23	at Presbyterian	Mar 09, 2014
8.	22	vs Fresno State	Feb 19, 2012
	22	at Stetson	Feb 21, 2014
	22	Presbyterian	Mar 08, 2015

## // MOST GOALS

1.	22	Presbyterian	Mar 17, 2013
2.	20	at Presbyterian	Feb 26, 2012
3.	18	Presbyterian	Mar 13, 2010
4.	17	vs Fresno State	Feb 19, 2012
	17	at Stetson	Feb 21, 2014
	17	at Fresno State	Mar 23, 2010
7.	16	at Presbyterian	Mar 09, 2014
	16	vs Detroit	Mar 29, 2013
9.	15	at Louisville	Mar 27, 2011
	15	Jacksonville	Apr 18, 2010
	15	at Villanova	Apr 30, 2010

## // MOST ASSISTS

1.	13	Presbyterian	Mar 13, 2010
	13	at Fresno State	Mar 23, 2010
3.	11	Jacksonville	Apr 18, 2010
4.	8	Villanova	Apr 15, 2011
	8	at Villanova	Apr 30, 2010
	8	at Liberty	Mar 03, 2012
	8	Presbyterian	Mar 08, 2015
7.	7	at Jacksonville	Feb 13, 2011
	7	Marquette	Apr 05, 2013
	7	at Presbyterian	Mar 09, 2014
	7	Presbyterian	Mar 17, 2013
	7	at Saint Mary's (Calif.)	Mar 24, 2010

## // MOST SHOTS

1.	38	Presbyterian	Mar 17, 2013
2.	36	at Presbyterian	Feb 26, 2012
3.	35	Niagara	Mar 05, 2013
4.	34	at Detroit	Mar 05, 2010
	34	at Presbyterian	Mar 09, 2014
	34	Presbyterian	Mar 08, 2015
6.	33	Duquesne	Mar 07, 2010
	33	Presbyterian	Mar 13, 2010
8.	32	vs Fresno State	Feb 19, 2012
9.	31	vs Detroit	Mar 29, 2013
10.	30	at San Diego State	Feb 17, 2012

## // MOST SAVES

1.	23	Duquesne	Mar 07, 2010
2.	21	Jacksonville	Apr 18, 2010
3.	17	at High Point	Feb 20, 2011
	17	at Loyola	Apr 03, 2010
5.	16	at Louisville	Apr 21, 2013
	16	at Rutgers	May 02, 2010
7.	15	Detroit	Mar 11, 2011
	15	Villanova	Apr 15, 2011
	15	Villanova	Apr 26, 2013
	15	at Oregon	Mar 20, 2010

## // MOST GROUND BALLS

1.	52	at Detroit	Mar 05, 2010
2.	32	Presbyterian	Mar 13, 2010
3.	31	UConn	Apr 20, 2012
4.	30	at Oregon	Mar 20, 2010
5.	29	Stetson	Mar 04, 2015
6.	28	at Fresno State	Mar 23, 2010
	28	Oregon	Mar 30, 2014
8.	27	Presbyterian	Mar 08, 2015
9.	26	UConn	Apr 25, 2010
10.	25	Loyola (Md.)	Apr 1, 2011
	25	at Niagara	Mar 1, 2014

## // MOST DRAW CONTROLS

1.	26	at Presbyterian	Feb 26, 2012
2.	20	Presbyterian	Mar 17, 2013
3.	19	at Villanova	Apr 30, 2010
4.	18	at Detroit	Apr 30, 2012
	18	vs Fresno State	Feb 19, 2012
6.	17	at Jacksonville	Feb 13, 2011
	17	at Davidson	Feb 18, 2011
	17	Georgetown	Apr 09, 2010
	17	at Longwood	Mar 02, 2012
	17	Duquesne	Mar 07, 2010

## // MOST TURNOVERS

1.	31	at Notre Dame	Apr 17, 2010
2.	29	Detroit	Mar 11, 2011
3.	28	at OREGON	Mar 20, 2010
4.	27	at Georgetown	Apr 8, 2011
	27	Villanova	Apr 15, 2011
	27	Presbyterian	Mar 13, 2010
7.	26	Jacksonville	Apr 18, 2010
8.	25	Loyola (Md.)	Apr 1, 2011
	25	Notre Dame	May 1, 2011
	25	at Oregon	Feb 24, 2013

## // MOST CAUSED TURNOVERS

1.	17	Stetson	Mar 04, 2015
1.	14	Oregon	Mar 30, 2014
3.	13	Marquette	Apr 05, 2013
4.	12	Rutgers	Apr 17, 2014
	12	at Stetson	Feb 21, 2014
	12	at Detroit	Mar 05, 2010
	12	at Oregon	Mar 20, 2010
	12	vs Detroit	Mar 29, 2013
9.	11	Presbyterian	Mar 08, 2015
	11	Iona	Mar 16, 2014
	11	Louisville	Mar 30, 2010
	11	at Rutgers	May 02, 2010

## // MOST MAN-UP GOALS

1.	3	at Liberty	Mar 03, 2012
2.	2	Presbyterian	Mar 08, 2015
	2	Presbyterian	Mar 17, 2013
3.	1	Detroit	Mar 11, 2011
	1	vs Oregon	Apr 01, 2012
	1	at Rutgers	Apr 15, 2012
	1	Rutgers	Apr 28, 2013
	1	at Louisville	Feb 15, 2015
	1	at Oregon	Feb 24, 2013
	1	at Presbyterian	Feb 26, 2012
	1	at Iona	Mar 09, 2013
	1	at Presbyterian	Mar 09, 2014
	1	Liberty	Mar 14, 2013
	1	at Saint Mary's (Calif.)	Mar 24, 2010

## // MOST MAN-DOWN GOALS

1.	4	at Detroit	Mar 05, 2010
2.	1	at High Point	Feb 20, 2011
	1	at Rutgers	Apr 15, 2012
	1	at Detroit	Apr 30, 2012

## // MOST FREE-POSITION GOALS

1.	6	at Louisville	Mar 27, 2011
	6	Marquette	Apr 05, 2013
	6	at Stetson	Feb 21, 2014
	6	Iona	Mar 17, 2012
5.	5	at Davidson	Feb 18, 2011
	5	vs Fresno State	Feb 19, 2012
	5	Duquesne	Mar 07, 2010
	5	Detroit	Mar 23, 2014
9.	4	at High Point	Feb 20, 2011
	4	UConn	Apr 25, 2010
	4	Rutgers	Apr 28, 2013
	4	at Iona	Mar 09, 2013
	4	at Presbyterian	Mar 09, 2014
	4	Presbyterian	Mar 17, 2013

## // MOST FACEOFFS WON

1.	20	at Fresno State	Mar 23, 2010
----	----	-----------------	--------------

## INDIVIDUAL SEASON RECORDS

## // POINTS

1.	52	Laura Simanski (47g 5a)	2009
2.	51	Laura Simanski (46g 5a)	2010
3.	47	Katie Kiriazoglou (20g 27a)	2010
4.	44	Laura Simanski (38g 6a)	2012
5.	39	Courtney Curtis (37g, 2a)	2015
6.	38	Rachel Mercier (16g 22a)	2012
7.	37	Lindsey Marshall (34g 3a)	2009
8.	35	Courtney Curtis (27g 8a)	2014
9.	35	Kylie Ramsland (26g 9a)	2013
10.	34	Katie Kiriazoglou (16g 18a)	2011

## // POINTS PER GAME (MIN. 5 GAMES)

1.	3.38	Katie Kiriazoglou (8 games)	2012
2.	3.06	Laura Simanski (17 games)	2009
3.	3.00	Laura Simanski (17 games)	2010
4.	2.76	Katie Kiriazoglou (17 games)	2010
5.	2.75	Laura Simanski (16 games)	2012
6.	2.57	Megan Bell (7 games)	2014
7.	2.38	Rachel Mercier (16 games)	2012
8.	2.36	Katie Liberatore (11 games)	2010
9.	2.29	Courtney Curtis (17 games)	2015
10.	2.27	Katie Kiriazoglou (15 games)	2011

## // GOALS

1.	47	Laura Simanski	2009
2.	46	Laura Simanski	2010
3.	38	Laura Simanski	2012
4.	37	Courtney Curtis	2015
5.	34	Lindsey Marshall	2009
6.	30	Lindsey Marshall	2008
7.	29	Megan Bell	2013
8.	27	Courtney Curtis	2014
9.	27	Marissa Pierson	2012
10.	26	Taylor Young	2013
	26	Kylie Ramsland	2013

## // GOALS PER GAME (MIN. 5 GAMES)

1.	2.76	Laura Simanski (17 games)	2009
2.	2.71	Laura Simanski (17 games)	2010
3.	2.38	Laura Simanski (16 games)	2012
4.	2.18	Courtney Curtis (17 games)	2015
5.	2.00	Lindsey Marshall (17 games)	2009
6.	1.88	Lindsey Marshall (16 games)	2008
7.	1.83	Kylie Ramsland (12 games)	2012
8.	1.81	Megan Bell (16 games)	2013
9.	1.75	Katie Kiriazoglou (8 games)	2012
10.	1.71	Megan Bell (7 games)	2014

## // ASSISTS

1.	27	Katie Kiriazoglou	2010
2.	22	Rachel Mercier	2012
3.	18	Katie Kiriazoglou	2011
4.	15	Ashley Helmrath	2014
	15	Natalie Starvaggi	2010
	15	Katie Liberatore	2011
7.	13	Katie Kiriazoglou	2012
8.	11	Lauren Houck	2009
9.	10	Ashley Helmrath	2013
	10	Katie Liberatore	2010

## // ASSISTS PER GAME (MIN. 5 GAMES)

1.	1.62	Katie Kiriazoglou (8 games)	2012
2.	1.59	Katie Kiriazoglou (17 games)	2010
3.	1.38	Rachel Mercier (16 games)	2012
4.	1.20	Katie Kiriazoglou (15 games)	2011
5.	1.00	Katie Liberatore (15 games)	2011
6.	0.91	Katie Liberatore (11 games)	2010
7.	0.88	Ashley Helmrath (17 games)	2014
	0.88	Natalie Starvaggi (17 games)	2010
9.	0.86	Megan Bell (7 games)	2014
10.	0.69	Lauren Houck (16 games)	2009

## // SHOTS ATTEMPTED

1.	103	Courtney Curtis (37 goals)	2015
2.	96	Laura Simanski (46 goals)	2010
3.	92	Laura Simanski (47 goals)	2009
4.	77	Laura Simanski (38 goals)	2012
5.	71	Lindsey Marshall (30 goals)	2008
6.	69	Lindsey Marshall (34 goals)	2009
7.	67	Courtney Curtis (27 goals)	2014
8.	59	Kylie Ramsland (26 goals)	2013
9.	58	Taylor Young (26 goals)	2013
10.	57	Lynsey Burton (18 goals)	2009

## // SHOTS PER GAME (MIN. 5 GAMES)

1.	6.06	Courtney Curtis (17 games)	2015
2.	5.65	Laura Simanski (17 games)	2010
3.	5.41	Laura Simanski (17 games)	2009
4.	4.81	Laura Simanski (16 games)	2012
5.	4.44	Lindsey Marshall (16 games)	2008
6.	4.17	Kylie Ramsland (12 games)	2012
7.	4.14	Megan Bell (7 games)	2014
8.	4.06	Lindsey Marshall (17 games)	2009
9.	3.94	Courtney Curtis (17 games)	2014
10.	3.69	Kylie Ramsland (16 games)	2013

## // SHOTS ON GOAL

1.	79	Laura Simanski (47 goals)	2009
2.	77	Courtney Curtis (37 goals)	2015
3.	72	Laura Simanski (46 goals)	2010
4.	57	Laura Simanski (38 goals)	2012
5.	55	Lindsey Marshall (30 goals)	2008
6.	53	Lindsey Marshall (34 goals)	2009
7.	50	Courtney Curtis (27 goals)	2014
8.	44	Marissa Pierson (27 goals)	2012
9.	42	Taylor Young (26 goals)	2013
10.	40	Kylie Ramsland (26 goals)	2013

## // SOG PER GAME (MIN. 5 GAMES)

1.	4.65	Laura Simanski (17 games)	2009
2.	4.53	Courtney Curtis (17 games)	2015
3.	4.24	Laura Simanski (17 games)	2010
4.	3.56	Laura Simanski (16 games)	2012
5.	3.44	Lindsey Marshall (16 games)	2008
6.	3.29	Megan Bell (7 games)	2014
7.	3.12	Lindsey Marshall (17 games)	2009
8.	3.00	Katie Kiriazoglou (8 games)	2012
	3.00	Kylie Ramsland (12 games)	2012
10.	2.94	Courtney Curtis (17 games)	2014

## // GROUND BALLS

1.	61	Meg Gulmi	2015
2.	55	Jen Mott	2008
3.	49	Meg Gulmi	2014
4.	42	LB Zinkand	2009
5.	37	Paige Stratton	2010
6.	34	Taylor Young	2013
7.	33	Natalie Starvaggi	2010
	33	Katelyn Wettig	2012
9.	31	Lindsey Marshall	2009
	31	Kylie Ramsland	2011
	31	Katherine Russo	2009
	31	Kyara Byner	2015
	31	Paige Stratton	2011
	31	Katherine Russo	2010

## // GROUND BALLS PER GAME (MIN. 5 GAMES)

1.	3.59	Meg Gulmi (17 games)	2015
2.	3.44	Jen Mott (16 games)	2008
2.	2.88	Meg Gulmi (17 games)	2014
3.	2.47	LB Zinkand (17 games)	2009
4.	2.18	Paige Stratton (17 games)	2010
5.	2.12	Taylor Young (16 games)	2013
6.	2.07	Kylie Ramsland (15 games)	2011
	2.07	Paige Stratton (15 games)	2011
8.	2.06	Katelyn Wettig (16 games)	2012
9.	1.94	Natalie Starvaggi (17 games)	2010

## // DRAW CONTROLS

1.	65	Megan Bell	2012
2.	58	Kylie Ramsland	2013
3.	55	Megan Bell	2013
4.	44	Rachel Mercier	2012
5.	38	Skylar DeLemos	2015
6.	36	MacKenzie Parsons	2009
7.	35	Ali Mattingly	2009
	35	Kylie Ramsland	2012
9.	33	MacKenzie Parsons	2011
	33	Alex Flobeck	2015

## // DRAW CONTROLS PER GAME (MIN. 5 GAMES)

1.	4.57	Megan Bell (7 games)	2014
2.	4.06	Megan Bell (16 games)	2012
3.	3.62	Kylie Ramsland (16 games)	2013
4.	3.44	Megan Bell (16 games)	2013
5.	2.92	Kylie Ramsland (12 games)	2012
6.	2.75	Rachel Mercier (16 games)	2012
7.	2.36	MacKenzie Parsons (14 games)	2011
8.	2.24	Skylar DeLemos (17 games)	2015
9.	2.12	MacKenzie Parsons (17 games)	2009
10.	2.06	Ali Mattingly (17 games)	2009

## // CAUSED TURNOVERS

1.	36	Kyara Byner	2015
2.	22	Lauren Kelly	2008
	22	Lindsey Marshall	2009
4.	21	Kyara Byner	2014
5.	19	Megan Bell	2013
	19	Taylor Young	2013
	19	Ally Van Sloun	2013
8.	18	Kelsey Conway	2014
9.	17	Lauren Hudson	2015
	17	Jillian Magnotta	2015
	17	Paige Stratton	2011
	17	MacKenzie Parsons	2010
	17	Lindsey Marshall	2008

## // CAUSED TURNOVERS PER GAME (MIN. 5 GAMES)

1.	2.12	Kyara Byner (17 games)	2015
2.	1.38	Lauren Kelly (16 games)	2008
3.	1.29	Lindsey Marshall (17 games)	2009
4.	1.24	Kyara Byner (17 games)	2014
5.	1.19	Megan Bell (16 games)	2013
	1.19	Ally Van Sloun (16 games)	2013
	1.19	Taylor Young (16 games)	2013
8.	1.13	Paige Stratton (15 games)	2011
9.	1.06	Lindsey Marshall (16 games)	2008
10.	1.06	Kelsey Conway (17 games)	2014

## // TURNOVERS

1.	42	Katie Kiriazoglou	2010
2.	40	Courtney Curtis	2015
3.	39	Kylie Ramsland	2013
4.	38	Rachel Mercier	2012
	38	Laura Simanski	2009
	38	Laura Simanski	2010
7.	37	Jamie DeSautels	2008
	37	Natalie Starvaggi	2010
	37	Natalie Starvaggi	2009
10.	35	Lindsey Marshall	2008
	35	Ashley Helmrath	2013

## // TURNOVERS PER GAME (MIN. 5 GAMES)

1.	2.47	Katie Kiriazoglou (17 games)	2010
2.	2.44	Kylie Ramsland (16 games)	2013
3.	2.43	MacKenzie Parsons (14 games)	2011
4.	2.38	Rachel Mercier (16 games)	2012
5.	2.35	Courtney Curtis (17 games)	2015
6.	2.31	Jamie DeSautels (16 games)	2008
7.	2.24	Laura Simanski (17 games)	2010
	2.24	Laura Simanski (17 games)	2009
9.	2.19	Lindsey Marshall (16 games)	2008
	2.19	Ashley Helmrath (16 games)	2013



## INDIVIDUAL SEASON RECORDS

## // MAN-UP GOALS

1.	4	Courtney Curtis	2015
2.	2	Laura Simanski	2012
	2	Marissa Pierson	2012
4.	1	Marissa Pierson	2013
	1	Katie Kiriazoglou	2013
	1	Katie Kiriazoglou	2011
	1	Katie Kiriazoglou	2012
	1	Ashley Helmrath	2013
	1	Kylie Ramsland	2013
	1	Torrie Zarella	2014
	1	Katie Kiriazoglou	2010
	1	Laura Simanski	2009
	1	Megan Bell	2013
	1	Rachel Mercier	2012
	1	Maddie Fink	2013

## // MAN-DOWN GOALS

1.	1	Kylie Ramsland	2012
	1	Kylie Ramsland	2011
	1	Katie Kiriazoglou	2010
	1	Laura Simanski	2010
	1	Gabby Sinmaz	2010
	1	Jenn Doran	2010
	1	Katie Kiriazoglou	2012

## // GAME-WINNING GOALS

1.	3	Kylie Ramsland	2013
2.	2	Laura Simanski	2009
	2	Sarah Del Bene	2014
	2	Natalie Starvaggi	2009
	2	Laura Simanski	2012

## // FREE-POSITION GOALS

1.	13	Courtney Curtis	2015
2.	12	Lindsey Marshall	2009
3.	11	Laura Simanski	2010
	11	Laura Simanski	2011
5.	10	Laura Simanski	2012
	10	Kylie Ramsland	2012
7.	9	Lindsey Marshall	2008
	9	Laura Simanski	2009
9.	8	Kylie Ramsland	2013
10.	6	Taylor Young	2013
	6	Ashley Helmrath	2014
	6	Rachel Mercier	2010

## // GOALKEEPING

## // SAVES

1.	171	Katherine Russo (198 GA, 171 saves)	2010
2.	161	Katherine Russo (208 GA, 161 saves)	2009
3.	145	Meg Gulmi (215 GA, 145 saves)	2015
4.	142	Meg Gulmi (180 GA, 142 saves)	2013
4.	133	Jennifer Walsh (186 GA, 133 saves)	2011
5.	129	Jennifer Walsh (265 GA, 129 saves)	2012
6.	120	Meg Gulmi (191 GA, 120 saves)	2014
7.	110	Jen Mott (154 GA, 110 saves)	2008
8.	51	Haley Marvine (78 GA, 51 saves)	2008
9.	23	Haley Marvine (33 GA, 23 saves)	2011
10.	18	Haley Marvine (31 GA, 18 saves)	2010

## // SAVES PER GAME (MIN. 5 GAMES)

1.	10.06	Katherine Russo (17 games)	2010
2.	9.47	Katherine Russo (17 games)	2009
3.	8.88	Meg Gulmi (16 games)	2013
4.	8.87	Jennifer Walsh (15 games)	2011
5.	8.53	Meg Gulmi (17 games)	2015
6.	8.06	Jennifer Walsh (16 games)	2012
7.	7.06	Meg Gulmi (17 games)	2014
8.	6.88	Jen Mott (16 games)	2008
9.	4.25	Haley Marvine (12 games)	2008
10.	3.83	Haley Marvine (6 games)	2011

## // SAVE PERCENT (MIN. 5 SAVES)

1.	.500	Katherine Russo (15 GA, 15 saves)	2011
2.	.463	Katherine Russo (198 GA, 171 saves)	2010
3.	.441	Meg Gulmi (180 GA, 142 saves)	2013
4.	.436	Katherine Russo (208 GA, 161 saves)	2009
5.	.417	Jennifer Walsh (186 GA, 133 saves)	2011
6.	.417	Jen Mott (154 GA, 110 saves)	2008
7.	.411	Haley Marvine (33 GA, 23 saves)	2011
8.	.403	Meg Gulmi (215 GA, 145 saves)	2015
9.	.395	Haley Marvine (78 GA, 51 saves)	2008
10.	.386	Meg Gulmi (191 GA, 120 saves)	2014

## // GOALS AGAINST AVG (MIN. 5 MINUTES)

1.	6.53	Jen Mott (3 GA, 28 min)	2009
2.	6.61	Haley Marvine (9 GA, 82 min)	2009
3.	9.30	Alex MacAffer (18 GA, 118 min)	2015
4.	11.32	Haley Marvine (31 GA, 164 min)	2010
5.	12.30	Meg Gulmi (180 GA, 878 min)	2013
6.	13.05	Jennifer Walsh (36 GA, 165 min)	2014
7.	13.24	Katherine Russo (15 GA, 68 min)	2011
8.	13.26	Meg Gulmi (191 GA, 864 min)	2014
9.	13.51	Jennifer Walsh (20 GA, 89 min)	2013
10.	13.53	Katherine Russo (198 GA, 878 min)	2010

## // MOST WINS

1.	7	Katherine Russo (7-7-0)	2009
2.	6	Meg Gulmi (6-11-0)	2014
	6	Meg Gulmi (6-9-0)	2013
4.	4	Katherine Russo (4-12-0)	2010
5.	3	Jennifer Walsh (3-13-0)	2012
6.	2	Meg Gulmi (2-15-0)	2015
	2	Jen Mott (2-11-0)	2008
7.	1	Jennifer Walsh (1-11-0)	2011
	1	Katherine Russo (1-0-0)	2011

## // MOST LOSSES

1.	15	Meg Gulmi (2-15-0)	2015
2.	13	Jennifer Walsh (3-13-0)	2012
3.	12	Katherine Russo (4-12-0)	2010
4.	11	Jen Mott (2-11-0)	2008
	11	Jennifer Walsh (1-11-0)	2011
	11	Meg Gulmi (6-11-0)	2014
7.	9	Meg Gulmi (6-9-0)	2013
8.	7	Katherine Russo (7-7-0)	2009
9.	2	Haley Marvine (0-2-0)	2008
	2	Haley Marvine (0-2-0)	2011

## INDIVIDUAL CAREER RECORDS

## // POINTS

1.	169	Laura Simanski (153g 16a)	2009-12
2.	130	Katie Kiriazoglou (66g 64a)	2010-13
3.	97	Courtney Curtis (81g 16a)	2013-15
4.	79	Kylie Ramsland (62g 17a)	2010-13
5.	77	Megan Bell (64g 13a)	2012-14
6.	69	Natalie Starvaggi (45g 24a)	2008-11
	69	Lindsey Marshall (64g 5a)	2008-09
8.	68	Ashley Helmrath (36g 32a)	2012-15
9.	65	MacKenzie Parsons (50g 15a)	2009-12
10.	64	Marissa Pierson (58g 6a)	2010-13

## // POINTS PER GAME (MIN. 5 GAMES)

1.	2.60	Laura Simanski (65 games)	2009-12
2.	2.32	Katie Kiriazoglou (56 games)	2010-13
3.	2.27	Katie Liberatore (26 games)	2010-11
4.	2.09	Lindsey Marshall (33 games)	2008-09
5.	1.94	Courtney Curtis (50 games)	2013-15
6.	1.88	Megan Bell (41 games)	2012-15
7.	1.58	Kylie Ramsland (50 games)	2010-13
8.	1.52	Dani Tunnell (31 games)	2014-15
9.	1.19	Ashley Helmrath (57 games)	2012-15
10.	1.17	Natalie Starvaggi (59 games)	2008-11

## // GOALS

1.	153	Laura Simanski	2009-12
2.	81	Courtney Curtis	2013-15
3.	66	Katie Kiriazoglou	2010-13
4.	64	Lindsey Marshall	2008-09
	64	Megan Bell	2012-15
6.	62	Kylie Ramsland	2010-13
7.	58	Marissa Pierson	2010-13
8.	50	MacKenzie Parsons	2009-12
9.	45	Natalie Starvaggi	2008-11
10.	44	Taylor Young	2011-14

## // GOALS PER GAME (MIN. 5 GAMES)

1.	2.35	Laura Simanski (65 games)	2009-12
2.	1.94	Lindsey Marshall (33 games)	2008-09
3.	1.62	Courtney Curtis (50 games)	2013-15
4.	1.56	Megan Bell (39 games)	2012-15
5.	1.31	Katie Liberatore (26 games)	2010-11
6.	1.29	Dani Tunnell (31 games)	2014-15
7.	1.24	Kylie Ramsland (50 games)	2010-13
8.	1.18	Katie Kiriazoglou (56 games)	2010-13
9.	0.91	Marissa Pierson (64 games)	2010-13
10.	0.80	Taylor Young (55 games)	2011-14

## // ASSISTS

1.	64	Katie Kiriazoglou	2010-13
2.	32	Ashley Helmrath	2012-15
3.	25	Katie Liberatore	2010-11
4.	24	Natalie Starvaggi	2008-11
	24	Rachel Mercier	2009-12
6.	17	Kylie Ramsland	2010-13
7.	16	Laura Simanski	2009-12
	16	Courtney Curtis	2013-15
9.	15	MacKenzie Parsons	2009-12
10.	13	Megan Bell	2012-14

## // ASSISTS PER GAME (MIN. 5 GAMES)

1.	1.14	Katie Kiriazoglou (56 games)	2010-13
2.	0.96	Katie Liberatore (26 games)	2010-11
3.	0.69	Lauren Houck (16 games)	2009
4.	0.56	Ashley Helmrath (56 games)	2012-15
5.	0.44	Jamie DeSautels (16 games)	2008
6.	0.43	Abby Lord (7 games)	2015
7.	0.41	Rachel Mercier (58 games)	2009-12
8.	0.41	Natalie Starvaggi (59 games)	2008-11
9.	0.34	Kylie Ramsland (50 games)	2010-13
10.	0.32	Courtney Curtis (50 games)	2013-15

## // SHOTS ATTEMPTED

1.	315	Laura Simanski (153 goals)	2009-12
2.	215	Courtney Curtis (81 goals)	2013-15
3.	152	MacKenzie Parsons (50 goals)	2009-12
4.	144	Kylie Ramsland (62 goals)	2010-13
5.	140	Lindsey Marshall (64 goals)	2008-09
6.	128	Katie Kiriazoglou (66 goals)	2010-13
7.	126	Natalie Starvaggi (45 goals)	2008-11
8.	124	Lynsey Burton (39 goals)	2008-11
9.	120	Megan Bell (64 goals)	2012-15
10.	106	Taylor Young (44 goals)	2011-14

## // SHOTS PER GAME (MIN. 5 GAMES)

1.	4.85	Laura Simanski (65 games)	2009-12
2.	4.30	Courtney Curtis (50 games)	2013-15
3.	4.24	Lindsey Marshall (33 games)	2008-09
4.	2.93	Megan Bell (41 games)	2012-15
5.	2.88	Kylie Ramsland (50 games)	2010-13
6.	2.81	Dani Tunnell (31 games)	2014-15
7.	2.38	MacKenzie Parsons (64 games)	2009-12
8.	2.29	Katie Kiriazoglou (56 games)	2010-13
9.	2.23	Katie Liberatore (26 games)	2010-11
10.	2.14	Natalie Starvaggi (59 games)	2008-11

## // SHOTS ON GOAL

1.	246	Laura Simanski (153 goals)	2009-12
2.	159	Courtney Curtis (81 goals)	2013-15
3.	112	MacKenzie Parsons (50 goals)	2009-12
4.	108	Lindsey Marshall (64 goals)	2008-09
5.	101	Kylie Ramsland (62 goals)	2010-13
	101	Katie Kiriazoglou (66 goals)	2010-13
7.	99	Megan Bell (64 goals)	2012-15
7.	92	Marissa Pierson (58 goals)	2010-13
8.	87	Lynsey Burton (39 goals)	2008-11
9.	85	Natalie Starvaggi (45 goals)	2008-11

## // SOG PER GAME (MIN. 5 GAMES)

1.	3.78	Laura Simanski (65 games)	2009-12
2.	3.27	Lindsey Marshall (33 games)	2008-09
3.	3.18	Courtney Curtis (50 games)	2013-15
4.	2.41	Megan Bell (41 games)	2012-15
5.	2.32	Dani Tunnell (31 games)	2014-15
6.	2.02	Kylie Ramsland (50 games)	2010-13
7.	1.88	Katie Liberatore (26 games)	2010-11
8.	1.80	Katie Kiriazoglou (56 games)	2010-13
9.	1.75	MacKenzie Parsons (64 games)	2009-12
10.	1.44	Natalie Starvaggi (59 games)	2008-11

## // GROUND BALLS

1.	131	Meg Gulmi	2013-15
2.	108	Paige Stratton	2008-11
3.	93	MacKenzie Parsons	2009-12
4.	84	Laura Simanski	2009-12
5.	82	Kelsey Conway	2011-14
6.	73	Natalie Starvaggi	2008-11
7.	70	Jillian Magnotta	2012-15
8.	68	Lauren Kelly	2008-11
9.	67	Kylie Ramsland	2010-13
	67	Katherine Russo	2009-11

## // GROUND BALLS PER GAME (MIN. 5 GAMES)

2.	2.62	Meg Gulmi (50 games)	2013-15
1.	2.50	Jen Mott (22 games)	2008-10
3.	1.81	Katherine Russo (37 games)	2009-11
4.	1.80	Paige Stratton (60 games)	2008-11
5.	1.79	LB Zinkand (34 games)	2009-10
6.	1.79	Lindsey Marshall (33 games)	2008-09
7.	1.47	Brianna Miller (17 games)	2015
8.	1.46	Megan Bell (41 games)	2012-14
9.	1.46	Kyara Byner (39 games)	2013-15
10.	1.45	MacKenzie Parsons (64 games)	2009-12

## // DRAW CONTROLS

1.	156	Megan Bell	2012-14
2.	120	MacKenzie Parsons	2009-12
3.	114	Kylie Ramsland	2010-13
4.	100	Rachel Mercier	2009-12
5.	93	Ali Mattingly	2009-12
6.	66	Laura Simanski	2009-12
7.	57	Paige Stratton	2008-11
8.	54	Skylar DeLemos	2014-15
9.	53	Lindsey Marshall	2008-09
10.	47	Taylor Young	2011-14

## // DRAW CONTROLS PER GAME (MIN. 5 GAMES)

1.	3.80	Megan Bell (41 games)	2012-15
2.	2.28	Kylie Ramsland (50 games)	2010-13
3.	1.94	Alex Flobeck (17 games)	2015
4.	1.88	MacKenzie Parsons (64 games)	2009-12
5.	1.72	Rachel Mercier (58 games)	2009-12
6.	1.61	Lindsey Marshall (33 games)	2008-09
7.	1.59	Skylar DeLemos (34 games)	2014-15
8.	1.48	Ali Mattingly (63 games)	2009-12
9.	1.31	Schuyler Nissen (16 games)	2015
10.	1.18	LB Zinkand (34 games)	2009-10

## // CAUSED TURNOVERS

1.	57	Kyara Byner	2013-15
2.	51	MacKenzie Parsons	2009-12
3.	44	Paige Stratton	2008-11
4.	40	Jillian Magnotta	2012-15
5.	39	Laura Simanski	2009-12
	39	Lindsey Marshall	2008-09
7.	37	Kelsey Conway	2011-14
8.	35	Lauren Kelly	2008-11
9.	33	Taylor Young	2011-14
10.	31	Kylie Ramsland	2010-13

## // CAUSED TURNOVERS PER GAME (MIN. 5 GAMES)

1.	1.46	Kyara Byner (39 games)	2013-15
2.	1.19	Ally Van Sloun (16 games)	2013
3.	1.18	Lindsey Marshall (33 games)	2008-09
4.	1.00	Lauren Hudson (17 games)	2015
5.	0.88	Alex Flobeck (17 games)	2015
6.	0.80	MacKenzie Parsons (64 games)	2009-12
7.	0.73	Paige Stratton (60 games)	2008-11
8.	0.68	LB Zinkand (34 games)	2009-10
	0.68	Skylar DeLemos (34 games)	2012-15
10.	0.66	Megan Bell (41 games)	2012-15

## // TURNOVERS

1.	129	Laura Simanski	2009-12
2.	123	MacKenzie Parsons	2009-12
3.	121	Natalie Starvaggi	2008-11
4.	98	Katie Kiriazoglou	2010-13
5.	93	Kylie Ramsland	2010-13
6.	90	Ashley Helmrath	2012-15
7.	85	Rachel Mercier	2009-12
	85	Kelsey Conway	2011-14
9.	76	Courtney Curtis	2013-15
10.	72	Lynsey Burton	2008-11
	72	Megan Bell	2012-14

## // TURNOVERS PER GAME (MIN. 5 GAMES)

1.	2.31	Jamie DeSautels (16 games)	2008
2.	2.05	Natalie Starvaggi (59 games)	2008-11
3.	1.98	Laura Simanski (65 games)	2009-12
4.	1.92	Katie Liberatore (26 games)	2010-11
5.	1.92	MacKenzie Parsons (64 games)	2009-12
6.	1.86	Kylie Ramsland (50 games)	2010-13
7.	1.76	Megan Bell (41 games)	2012-15
7.	1.75	Katie Kiriazoglou (56 games)	2010-13
9.	1.70	Lindsey Marshall (33 games)	2008-09
10.	1.69	Stephanie Cox (16 games)	2008



## INDIVIDUAL CAREER RECORDS

## // MAN-UP GOALS

1.	4	Courtney Curtis	2013-15
	4	Katie Kiriazoglou	2010-13
3.	3	Marissa Pierson	2010-13
	3	Laura Simanski	2009-12
4.	1	Torrie Zarella	2012-14
	1	Megan Bell	2012-15
	1	Kylie Ramsland	2010-13
	1	Maddie Fink	2010-13
	1	Rachel Mercier	2009-12
	1	Ashley Helmrath	2012-14

## // MAN-DOWN GOALS

1.	2	Kylie Ramsland	2010-13
	2	Katie Kiriazoglou	2010-13
3.	1	Jenn Doran	2009-12
	1	Gabby Sinmaz	2009-12
	1	Laura Simanski	2009-12

## // GAME-WINNING GOALS

1.	4	Laura Simanski	2009-12
	4	Kylie Ramsland	2010-13
3.	2	Ashley Helmrath	2012-15
	2	Sarah Del Bene	2013-15
	2	Katie Kiriazoglou	2010-13
	2	Natalie Starvaggi	2008-11
	2	Katie Liberatore	2010-11
	2	Taylor Young	2011-14
	2	Lindsey Marshall	2008-09
10.	1	Courtney Curtis	2013-15
	1	Elaina Enich	2014-15
	1	Ali Mattingly	2009-12
	1	Elaina Enich	2014-15
	1	Maddie Fink	2010-13
	1	Megan Bell	2012-15
	1	Shannon Lynes	2008-10
	1	LB Zinkand	2009-10
	1	Jess Kazaks	2008-10
	1	Torrie Zarella	2012-14
	1	Lynsey Burton	2008-11
	1	Jenn Doran	2009-12

## // FREE-POSITION GOALS

1.	41	Laura Simanski	2009-12
2.	23	Courtney Curtis	2013-15
3.	22	Kylie Ramsland	2010-13
4.	21	Lindsey Marshall	2008-09
5.	16	Natalie Starvaggi	2008-11
	16	MacKenzie Parsons	2009-12
7.	12	Megan Bell	2012-15
	12	Ashley Helmrath	2012-15
9.	11	Rachel Mercier	2009-12
10.	9	Dani Tunnell	2014-15
	9	Lynsey Burton	2008-11
	9	Taylor Young	2011-14

## // GOALKEEPING

## // SAVES

1.	407	Meg Gulmi (586 GA, 407 saves)	2013-15
2.	347	Katherine Russo (421 GA, 347 saves)	2009-11
3.	283	Jennifer Walsh (507 GA, 283 saves)	2011-14
4.	113	Jen Mott (157 GA, 113 saves)	2008-10
5.	96	Haley Marvine (151 GA, 96 saves)	2008-11
6.	4	Alex MacAffer (18 GA, 4 saves)	2015
	4	Sidonie Turner (11 GA, 4 saves)	2008

## // SAVES PER GAME (MIN. 5 GAMES)

1.	9.38	Katherine Russo (37 games)	2009-11
2.	8.14	Meg Gulmi (50 games)	2013-15
3.	6.29	Jennifer Walsh (45 games)	2011-14
4.	6.28	Jen Mott (18 games)	2008-10
5.	3.10	Haley Marvine (31 games)	2008-11
6.	0.57	Alex MacAffer (7 games)	2015

## // SAVE PERCENT (MIN. 5 SAVES)

1.	.452	Katherine Russo (421 GA, 347 saves)	2009-11
2.	.419	Jen Mott (157 GA, 113 saves)	2008-10
3.	.410	Meg Gulmi (586 GA, 407 saves)	2013-15
4.	.389	Haley Marvine (151 GA, 96 saves)	2008-11
5.	.358	Jennifer Walsh (507 GA, 283 saves)	2011-14

## // GOALS AGAINST AVG (MIN. 5 MINUTES)

1.	9.30	Alex MacAffer (18 GA, 116 min)	2015
2.	13.26	Meg Gulmi (586 GA, 2652 min)	2013-15
3.	13.66	Haley Marvine (151 GA, 663 min)	2008-11
4.	13.67	Katherine Russo (421 GA, 1848 min)	2009-11
5.	14.20	Jen Mott (157 GA, 664 min)	2008-10
6.	15.87	Jennifer Walsh (507 GA, 1917 min)	2011-14
7.	22.23	Sidonie Turner (11 GA, 30 min)	2008
8.	39.24	Maggie Hague (4 GA, 6 min)	2009-12

## // MOST WINS

1.	14	Meg Gulmi (14-35-0)	2013-15
1.	12	Katherine Russo (12-19-0)	2009-11
3.	4	Jennifer Walsh (4-24-0)	2011-14
4.	2	Jen Mott (2-11-0)	2008-10

## // MOST LOSSES

1.	35	Meg Gulmi (14-35-0)	2013-15
2.	24	Jennifer Walsh (4-24-0)	2011-14
3.	19	Katherine Russo (12-19-0)	2009-11
4.	11	Jen Mott (2-11-0)	2008-10
5.	4	Haley Marvine (0-4-0)	2008-11
6.	1	Sidonie Turner (0-1-0)	2008

## // PARTICIPATION

## // GAMES PLAYED

1.	65	Jillian Magnotta	2012-15
	65	Gwen Branscome	2009-12
	65	Laura Simanski	2009-12
4.	64	Maddie Fink	2010-13
	64	MacKenzie Parsons	2009-12
	64	Marissa Pierson	2010-13
	64	Lynsey Burton	2008-11
8.	63	Kelsey Conway	2011-14
	63	Ali Mattingly	2009-12
10.	60	Paige Stratton	2008-11

## // GAMES STARTED

1.	65	Laura Simanski	2009-12
2.	58	Jillian Magnotta	2012-15
3.	56	MacKenzie Parsons	2009-12
4.	54	Gwen Branscome	2009-12
5.	53	Paige Stratton	2008-11
6.	51	Natalie Starvaggi	2008-11
7.	50	Courtney Curtis	2013-15
7.	49	Rachel Mercier	2009-12
8.	46	Ali Mattingly	2009-12
9.	45	Kelsey Conway	2011-14
10.	42	Kylie Ramsland	2010-13

## SERIES RECORDS

Opponent	W	L	Last Game	// COASTAL CAROLINA			// FRESNO STATE		
Coastal Carolina	2	1	2015	Total	Cincinnati leads, 2-1		Total	Cincinnati leads, 3-0	
Connecticut	0	7	2015	At Cincinnati	Cincinnati leads, 1-0		At Cincinnati	Cincinnati leads, 1-0	
Davidson	1	1	2011	At Coastal	Tied, 1-1		At Fresno State	Cincinnati leads, 2-0	
Denver	0	1	2008	February 15, 2013	A	W, 13-8	March 25, 2009	H	W, 18-3
Detroit	5	2	2015	March 14, 2014	H	W, 12-11	March 23, 2010	A	W, 17-3
Duquesne	1	3	2011	March 15, 2015	A	L, 12-10	February 19, 2012	A	W, 17-12
Florida	0	2	2015	// CONNECTICUT			// GEORGETOWN		
Fresno State	3	0	2012	Total	UConn leads, 7-0		Total	Georgetown leads, 7-0	
Georgetown	0	7	2015	At Cincinnati	UConn leads, 4-0		At Cincinnati	Georgetown leads, 3-0	
High Point	0	1	2011	At UConn	UConn leads, 3-0		At Georgetown	Georgetown leads, 4-0	
Howard	1	0	2008	March 27, 2009	A	L, 11-9	April 18, 2009	A	L, 18-6
Iona	1	2	2014	April 25, 2010	H	L, 12-11 OT	April 9, 2010	H	L, 21-8
Jacksonville	1	1	2011	April 21, 2011	A	L, 19-9	April 8, 2011	A	L, 17-2
Johns Hopkins	0	2	2009	April 20, 2012	H	L, 17-8	April 5, 2012	H	L, 22-4
LeMoyne	1	1	2009	April 12, 2013	A	L, 15-2	March 22, 2013	A	L, 21-3
Liberty	2	0	2013	April 19, 2014	H	L, 17-6	April 26, 2014	H	L, 20-5
Longwood	0	1	2012	March 29, 2015	H	L, 10-4	April 11, 2015	A	L, 8-4
Louisville	0	8	2015	// DAVIDSON			// HIGH POINT		
Loyola (Md.)	0	6	2013	Total	Series tied, 1-1		Total	HPU leads, 1-0	
Marquette	1	2	2015	At Cincinnati	Davidson leads, 1-0		At High Point	HPU leads, 1-0	
Navy	0	1	2008	At Davidson	Cincinnati leads, 1-0		February 20, 2011	A	L, 15-7
Niagara	1	2	2015	April 11, 2008	H	L, 11-5	// HOWARD		
Notre Dame	0	7	2015	February 18, 2011	A	W, 13-10	Total	Cincinnati leads, 1-0	
Ohio State	0	4	2015	// DENVER			At Howard	Cincinnati leads, 1-0	
Oregon	0	5	2014	Total	Denver leads, 1-0		April 6, 2008	A	W, 16-4
Penn State	0	1	2008	At Denver	Denver leads, 1-0		// IONA		
Presbyterian	5	0	2015	March 21, 2008	A	L, 19-3	Total	Iona leads, 2-1	
Robert Morris	1	2	2015	// DETROIT			At Cincinnati	Tied, 1-1	
Rutgers	1	5	2014	Total	Cincinnati leads, 5-2		At Iona	Iona leads, 1-0	
Saint Mary's (Calif.)	2	0	2010	At Cincinnati	Cincinnati leads, 3-0		March 17, 2012	H	L, 21-13
San Diego State	0	1	2012	At Detroit	Detroit leads, 2-1		March 9, 2013	A	L, 13-12/20T
Stanford	0	2	2011	At Neutral Site	Cincinnati leads, 1-0		March 16, 2014	H	W, 14-5
Stetson	2	0	2015	April 27, 2009	N	W, 15-6	// JACKSONVILLE		
Syracuse	0	5	2013	March 5, 2010	A	W, 10-6	Total	Series tied, 1-1	
Temple	0	2	2015	March 11, 2011	H	W, 14-12	At Cincinnati	Cincinnati leads, 1-0	
UC Davis	0	1	2008	April 30, 2012	A	L, 14-11	At Jacksonville	JU leads, 1-0	
Vanderbilt	0	4	2015	March 9, 2013	A	L, 13-12/20T	April 18, 2010	H	W, 15-9
Villanova	1	6	2015	March 23, 2014	H	W, 14-5	February 13, 2011	A	L, 18-10/OT
Winthrop	1	1	2015	February 20, 2015	A	L, 17-8	// JOHNS HOPKINS		
				// DUQUESNE			Total	JHU leads, 2-0	
				Total	Duquesne leads, 3-1		At Johns Hopkins	JHU leads, 2-0	
				At Cincinnati	Duquesne leads, 2-0		March 27, 2008	A	L, 19-3
				At Duquesne	Cincinnati leads, 1-1		March 4, 2009	A	L, 18-9
				March 16, 2008	H	L, 16-7	// LEMOYNE		
				February 20, 2009	A	W, 11-8	Total	Series tied, 1-1	
				March 7, 2010	H	L, 14-13	At UC	LeMoyne leads, 1-0	
				March 24, 2011	A	L, 15-6	Neutral	Cincinnati leads, 1-0	
				// FLORIDA			February 23, 2008	H	L, 11-7
				Total	Florida leads, 2-0		April 27, 2009	N	W, 12-10
				At Florida	Florida leads, 2-0		// LIBERTY		
				February 23, 2014	A	L, 19-6	Total	Cincinnati leads, 2-0	
				April 15, 2015	A	L, 20-1	At Cincinnati	Cincinnati leads, 1-0	
							At Liberty	Cincinnati leads, 1-0	
							March 4, 2012	A	W, 13-8
							March 14, 2013	H	W, 7-3



## SERIES RECORDS

## // LONGWOOD

<i>Total</i>	<i>LU leads, 1-0</i>
<i>At Longwood</i>	<i>LU leads: 1-0</i>
March 2, 2012	A L, 17-11

## // LOUISVILLE

<i>Total</i>	<i>Louisville leads, 8-0</i>
<i>At Cincinnati</i>	<i>Louisville leads, 4-0</i>
<i>At Louisville</i>	<i>Louisville leads, 4-0</i>
April 29, 2008	A L, 16-10
April 15, 2009	H L, 10-7
March 30, 2010	H L, 13-9
March 27, 2011	A L, 18-15
March 27, 2012	H L, 18-7
April 21, 2013	A L, 18-10
April 6, 2014	H L, 23-2
February 15, 2015	A L, 17-8

## // LOYOLA (MD.)

<i>Total</i>	<i>Loyola leads, 6-0</i>
<i>At Cincinnati</i>	<i>Loyola leads, 2-0</i>
<i>At Loyola</i>	<i>Loyola leads, 4-0</i>
April 4, 2008	A L, 20-6
April 11, 2009	H L, 17-4
April 3, 2010	A L, 16-6
April 1, 2011	H L, 17-3
March 30, 2012	A L, 16-8
March 24, 2013	A L, 19-0

## // MARQUETTE

<i>Total</i>	<i>Marquette leads, 2-1</i>
<i>At Cincinnati</i>	<i>Tied, 1-1</i>
<i>At Marquette</i>	<i>Marquette leads, 1-0</i>
April 5, 2013	H W, 14-5
March 28, 2014	A L, 14-6
April 25, 2015	H L, 8-7

## // NAVY

<i>Total</i>	<i>Navy leads, 1-0</i>
<i>At Navy</i>	<i>Navy leads, 1-0</i>
March 8, 2008	A L, 18-6

## // NIAGARA

<i>Total</i>	<i>Niagara leads, 2-1</i>
<i>At Cincinnati</i>	<i>Tied, 1-1</i>
<i>At Niagara</i>	<i>Niagara leads, 1-0</i>
March 5, 2013	H W, 12-11
March 1, 2014	A L, 12-6
February 27, 2015	H L, 12-9

## // NOTRE DAME

<i>Total</i>	<i>ND leads, 7-0</i>
<i>At Cincinnati</i>	<i>ND leads, 4-0</i>
<i>At Notre Dame</i>	<i>ND leads, 3-0</i>
April 3, 2009	H L, 16-5
April 17, 2010	A L, 15-5
May 1, 2011	H L, 17-6
April 28, 2012	A L, 22-2
April 7, 2013	H L, 13-6
February 12, 2014	A L, 25-1
February 13, 2015	H L, 14-5

## // OHIO STATE

<i>Total</i>	<i>OSU leads, 4-0</i>
<i>At Cincinnati</i>	<i>OSU leads, 3-0</i>
<i>At Ohio State</i>	<i>OSU leads, 1-0</i>
April 23, 2008	H L, 17-2
March 11, 2009	A L, 20-8
April 14, 2010	H L, 20-5
March 18, 2015	H L, 13-8

## // OREGON

<i>Total</i>	<i>Oregon leads, 5-0</i>
<i>At Cincinnati</i>	<i>Oregon leads, 2-0</i>
<i>At Oregon</i>	<i>Oregon leads, 2-0</i>
<i>Neutral</i>	<i>Oregon leads, 1-0</i>
March 20, 2010	A L, 14-8
March 6, 2011	H L, 16-5
April 1, 2012	N L, 20-10
February 24, 2013	A L, 16-5
March 30, 2014	H L, 10-5

## // PENN STATE

<i>Total</i>	<i>PSU leads, 1-0</i>
<i>At Penn State</i>	<i>PSU leads, 1-0</i>
April 18, 2008	A L, 19-4

## // PRESBYTERIAN

<i>Total</i>	<i>Cincinnati leads, 5-0</i>
<i>At Cincinnati</i>	<i>Cincinnati leads, 3-0</i>
<i>At Presbyterian</i>	<i>Cincinnati leads, 2-0</i>
March 13, 2010	H W, 18-4
February 26, 2012	A W, 20-16
March 17, 2013	H W, 22-6
March 9, 2014	A W, 16-6
March 8, 2015	H W, 14-8

## // ROBERT MORRIS

<i>Total</i>	<i>RMU leads, 2-1</i>
<i>At Cincinnati</i>	<i>RMU leads, 1-0</i>
<i>At Robert Morris</i>	<i>Tied, 1-1</i>
February 29, 2008	H L, 11-8
February 22, 2009	A W, 11-10 OT
February 22, 2015	A L, 20-7

## // RUTGERS

<i>Total</i>	<i>Rutgers leads, 5-1</i>
<i>At Cincinnati</i>	<i>Rutgers leads, 3-1</i>
<i>At Rutgers</i>	<i>Rutgers leads, 2-0</i>
April 5, 2009	H L, 15-10
May 2, 2010	A L, 21-8
April 17, 2011	H L, 12-8
April 15, 2012	A L, 13-10
April 28, 2013	H W, 9-8
April 17, 2014	H L, 15-6

## // SAINT MARY'S (CALIF.)

<i>Total</i>	<i>Cincinnati leads, 2-0</i>
<i>At Saint Mary's</i>	<i>Cincinnati leads, 1-0</i>
<i>Neutral</i>	<i>Cincinnati leads, 1-0</i>
March 7, 2008	N W, 12-7
March 24, 2010	A W, 12-7

## // SAN DIEGO STATE

<i>Total</i>	<i>SDSU leads, 1-0</i>
<i>At San Diego State</i>	<i>SDSU leads, 1-0</i>
February 17, 2012	A L, 14-9

## // STANFORD

<i>Total</i>	<i>Stanford leads, 2-0</i>
<i>At Cincinnati</i>	<i>Stanford leads, 1-0</i>
<i>At Stanford</i>	<i>Stanford leads, 1-0</i>
March 22, 2010	A L, 19-4
March 22, 2011	H L, 20-8

## // STETSON

<i>Total</i>	<i>Cincinnati leads, 2-0</i>
<i>At Cincinnati</i>	<i>Cincinnati leads, 1-0</i>
<i>At Stetson</i>	<i>Cincinnati leads, 1-0</i>
February 21, 2014	A W, 17-5
March 4, 2015	H W, 11-10/OT

## // SYRACUSE

<i>Total</i>	<i>Syracuse leads, 5-0</i>
<i>At Cincinnati</i>	<i>Syracuse leads, 3-0</i>
<i>At Syracuse</i>	<i>Syracuse leads, 2-0</i>
March 30, 2008	H L, 23-4
March 29, 2009	A L, 23-7
April 23, 2010	H L, 19-7
April 22, 2012	H L, 22-5
April 14, 2013	A L, 21-6

## // TEMPLE

<i>Total</i>	<i>Temple leads, 2-0</i>
<i>At Cincinnati</i>	<i>Temple leads, 1-0</i>
<i>At Temple</i>	<i>Temple leads, 1-0</i>
April 13, 2014	A L, 19-3
April 19, 2015	H L, 16-3

## // UC DAVIS

<i>Total</i>	<i>UC Davis leads, 1-0</i>
<i>At Cincinnati</i>	<i>UC Davis leads, 1-0</i>
April 12, 2008	H L, 12-11

## // VANDERBILT

<i>Total</i>	<i>Vanderbilt leads, 4-0</i>
<i>At Cincinnati</i>	<i>Vanderbilt leads, 2-0</i>
<i>At Vanderbilt</i>	<i>Vanderbilt leads, 2-0</i>
February 14, 2008	A L, 20-4
March 14, 2009	H L, 19-7
March 2, 2011	A L, 17-3
April 8, 2015	H L, 13-8

## // VILLANOVA

<i>Total</i>	<i>Villanova leads, 6-1</i>
<i>At Cincinnati</i>	<i>Villanova leads, 2-1</i>
<i>At Villanova</i>	<i>Villanova leads, 4-0</i>
March 8, 2009	H W, 11-10
April 30, 2010	A L, 16-15OT
April 15, 2011	H L, 10-11
April 13, 2012	A L, 17-10
April 26, 2013	H L, 17-7
April 11, 2014	A L, 12-7
April 4, 2015	A L, 18-4

## // WINTHROP

<i>Total</i>	<i>Tied, 1-1</i>
<i>At Cincinnati</i>	<i>Winthrop leads, 1-0</i>
<i>At Winthrop</i>	<i>Cincinnati leads, 1-0</i>
March 7, 2014	A W, 10-9 (4ot)
March 27, 2015	H 17-5

## YEAR-BY-YEAR RESULTS | BEARCATS VS. RANKED TEAMS

## // 2008

Overall: 2-14 | Independent

Head Coach: Lellie Swords

Feb. 14	at Vanderbilt	L	4-20
Feb. 23	LeMoyne	L	7-11
Feb. 29	Robert Morris	L	8-11
March 7	vs St. Mary's (Calif.)	W	12-7
March 8	at Navy	L	6-18
March 16	Duquesne	L	7-16
March 21	at #19 Denver	L	3-19
March 27	at #15 Johns Hopkins	L	3-19
March 30	#5 Syracuse	L	4-23
April 4	at Loyola (Md.)	L	6-20
April 6	at Howard	W	16-4
April 11	Davidson	L	5-11
April 12	UC Davis	L	11-12
April 18	at Penn State	L	4-19
April 23	Ohio State	L	2-17
April 29	at Louisville	L	10-16

## // 2011

Overall: 2-13 | BIG EAST: 0-8

Head Coach: Lellie Swords

Feb. 13	at Jacksonville	L	10-18/OT
Feb. 18	at Davidson	W	13-10
Feb. 20	at High Point	L	7-15
March 2	at #13 Vanderbilt	L	3-17
March 6	Oregon	L	5-16
March 11	Detroit	W	14-12
March 22	#7 Stanford	L	8-20
March 24	at Duquesne	L	6-15
March 27	at #18 Louisville	L	15-18
April 1	#5 Loyola (Md.)*	L	3-17
April 8	at #18 Georgetown*	L	2-17
April 15	Villanova*	L	10-11
April 17	Rutgers*	L	9-12
April 21	at Connecticut*	L	9-19
April 23	at Syracuse*	L	3-20
May 1	Notre Dame*	L	6-17

## // 2014

Overall: 6-11 | BIG EAST: 0-7

Head Coach: Gina Oliver

Feb. 12	at #11 Notre Dame	L	1-25
Feb. 21	at Stetson	W	17-5
Feb. 23	at #7 Florida	L	6-19
March 1	at Niagara	L	6-12
March 7	at Winthrop	W	10-9/4OT
March 14	Coastal Carolina	W	12-11
March 16	Iona	W	14-5
March 23	Detroit	W	14-6
March 28	at Marquette*	L	6-14
March 30	Oregon	L	5-10
April 6	#18 Louisville*	L	2-23
April 11	at Villanova*	L	7-12
April 13	at Temple*	L	3-19
April 17	Rutgers*	L	6-15
April 19	UConn*	L	6-17
April 26	Georgetown*	L	5-20

## // 2009

Overall: 7-10 | BIG EAST: 0-7

Head Coach: Lellie Swords

Feb. 15	at Presbyterian	W	16-6
Feb. 20	at Duquesne	W	11-8
Feb. 2/22	at Robert Morris	W	11-10/OT
March 4	at #14 Johns Hopkins	L	9-18
March 8	Villanova	W	11-10
March 11	at #19 Ohio State	L	8-20
March 15	Vanderbilt	L	7-19
March 25	Fresno State	W	18-3
March 27	at Connecticut*	L	9-11
March 29	at #8 Syracuse*	L	7-23
April 3	#9 Notre Dame*	L	5-16
April 5	Rutgers*	L	10-15
April 11	Loyola (Md.)*	L	4-17
April 15	Louisville8	L	7-10
April 18	at #7 Georgetown*	L	6-18
April 19	vs LeMoyne	W	12-10
April 27	vs Detroit	W	15-6

## // 2012

Overall: 3-13 | BIG EAST: 0-7

Head Coach: Lellie Swords

Feb. 17	at San Diego State	L	9-14
Feb. 19	at Fresno State	W	17-12
Feb. 26	at Presbyterian	W	20-16
March 2	at Longwood	L	11-17
March 4	at Liberty	W	13-8
March 17	Iona	L	13-21
March 27	Louisville*	L	7-18
March 30	at #15 Loyola (Md.)*	L	8-16
April 1	at #13 Oregon	L	10-20
April 5	#26 Georgetown*	L	4-22
April 13	at Villanova*	L	10-17
April 15	at Rutgers*	L	10-13
April 20	Connecticut*	L	8-17
April 22	#6 Syracuse*	L	5-22
April 28	at #14 Notre Dame*	L	2-22
April 30	at Detroit	L	11-14

## // 2015

Overall: 2-15 | BIG EAST: 0-7

Head Coach: Gina Oliver

Feb. 13	at #11 Notre Dame	L	5-14
Feb. 15	at #13 Louisville	L	8-17
Feb. 20	at Detroit	L	8-17
Feb. 22	at Robert Morris	L	7-20
Feb. 27	NIAGARA	L	9-12
March 4	STETSON	W	11-10/OT
March 8	PRESBYTERIAN	W	14-8
March 15	at Coastal Carolina	L	10-12
March 18	OHIO STATE	L	8-13
March 27	WINTHROP	L	5-17
March 29	UConn*	L	4-10
April 4	at Villanova*	L	4-18
April 8	VANDERBILT*	L	8-13
April 11	at Georgetown*	L	4-8
April 15	at #8 Florida*	L	1-20
April 19	TEMPLE*	L	3-16
April 25	MARQUETTE*	L	7-8

## // 2010

Overall: 5-12 | BIG EAST: 0-8

Head Coach: Lellie Swords

March 5	at Detroit	W	10-6
March 7	Duquesne	L	13-14
March 13	Presbyterian	W	18-4
March 20	at Oregon	L	8-14
March 22	at #9 Stanford	L	4-19
March 23	at Fresno State	W	17-3
March 24	at St. Mary's (Calif.)	W	12-7
March 30	Louisville*	L	9-13
April 3	at #13 Loyola (Md.)*	L	6-16
April 9	Georgetown*	L	8-21
April 14	Ohio State	L	5-20
April 17	at #12 Notre Dame*	L	5-15
April 18	Jacksonville	W	15-9
April 23	Syracuse*	L	3-19
April 25	Connecticut*	L	11-12/OT
April 30	at Villanova*	L	15-16/2OT
May 2	at #19 Rutgers*	L	8-21

## // 2013

Overall: 7-9 | BIG EAST: 1-7

Head Coach: Gina Oliver

Feb. 15	at Coastal Carolina	W	13-8
Feb. 24	at Oregon	L	5-16
March 5	Niagara	W	12-11
March 9	at Iona	L	12-13/3OT
March 14	Liberty	W	7-3
March 17	Presbyterian	W	22-6
March 22	at #8 Georgetown*	L	3-21
March 24	at #16 Loyola (Md.)*	L	0-19
March 29	Detroit	W	16-6
April 5	Marquette*	W	14-5
April 7	Notre Dame*	L	6-13
April 12	at Connecticut*	L	2-15
April 14	at #5 Syracuse*	L	6-21
April 21	at Louisville*	L	10-18
April 26	Villanova*	L	7-17
April 28	Rutgers	W	9-8

## // BEARCATS VERSUS RANKED TEAMS (0-30)

## 2008 (0-3)

March 21	at #19 Denver	L	3-19
March 27	at #15 Johns Hopkins	L	3-19
March 30	#5 Syracuse	L	4-23

## 2009 (0-5)

March 4	at #14 Johns Hopkins	L	9-18
March 11	at #19 Ohio State	L	8-20
March 29	at #8 Syracuse*	L	7-23
April 3	#9 Notre Dame*	L	5-16
April 18	at #7 Georgetown*	L	6-18

## 2010 (0-4)

March 22	at #9 Stanford	L	4-19
April 3	at #13 Loyola (Md.)*	L	6-16
April 17	at #12 Notre Dame*	L	5-15
May 2	at #19 Rutgers*	L	8-21

## 2011 (0-5)

March 2	at #13 Vanderbilt	L	3-17
March 22	#7 Stanford	L	8-20
March 27	at #18 Louisville	L	15-18
April 1	#5 Loyola (Md.)*	L	3-17
April 8	at #18 Georgetown*	L	2-17

## 2012 (0-4)

March 30	at #15 Loyola (Md.)*	L	8-16
April 1	at #13 Oregon	L	10-20
April 5	#26 Georgetown*	L	4-22
April 22	#6 Syracuse*	L	5-22
April 28	at #14 Notre Dame*	L	2-22

## 2013 (0-3)

March 22	at #8 Georgetown*	L	3-21
March 24	at #16 Loyola (Md.)*	L	0-19
April 14	at #5 Syracuse*	L	6-21

## 2014 (0-3)

Feb. 12	at #11 Notre Dame	L	1-25
Feb. 23	at #7 Florida	L	19-6
April 6	#18 Louisville*	L	2-23

## 2015 (0-3)

Feb. 13	at #11 Notre Dame	L	5-14
Feb. 15	at #13 Louisville	L	8-17
April 15	at #8 Florida*	L	1-20