

# CINCINNATI

**Sports Communications**  
 One Edwards Center, Suite 1100  
 Cincinnati, Ohio 45221-0021  
**Phone/Fax:** 513-556-5191/513-556-0619  
**Men's Basketball Contacts:**  
 Brian Teter <brian.teter@uc.edu>  
 Tom Hathaway <tom.hathaway@uc.edu>

www.UCBearcats.com

2005-06 MEN'S BASKETBALL

## GAME FACTS

Game 19

### UC vs. Rutgers

**Date:** Sunday, Jan. 22, 2006  
**Time:** 2:00 p.m. EST  
**Site:** Fifth Third Arena (13,176)  
 Cincinnati, Ohio

#### Records:

Cincinnati : ..... 13-5, 2-2 BIG EAST  
 Rutgers: ..... 12-5, 2-2 BIG EAST

**TV:** WXIX-TV 19 (Jeff Piccoro, Anthony Buford)  
**Radio:** WLW-AM 700 (Dan Hoard, Chuck Machock)

## Schedule/Results

Date	Opponent	TV	Rank AP/ESPN	Score/Time
Nov. 3	Hillsdale (ex.)		W	99-71
Nov. 12	No. Kentucky (ex.)		W	96-60
Nov. 19	Murray State	WXIX	W-ot	79-75
Nov. 22	Illinois State	WXIX	W	76-59
Nov. 25	Holy Cross		W	77-55
Nov. 29	Dayton	WXIX	L	66-75
Dec. 3	Memphis	ESPN	9/9	L 81-91
Dec. 10	at Vanderbilt	WXIX	W	92-83
Dec. 14	Ohio	WXIX	W	86-58
Dec. 17	Tenn. Tech (1)	WBQC	W	105-62
Dec. 19	Ark.-Monticello (1)	WBQC	W	84-63
Dec. 22	vs. Dayton (2)		W	81-63
Dec. 23	vs. LSU (2)		W	75-72
Dec. 28	vs. Miami (Ohio) (3)	WXIX	W	75-65
Dec. 30	N. Car. A&T	WXIX	W	105-69
Jan. 4	DePaul*	WXIX	W	82-60
Jan. 7	at Marquette*	ERT/WXIX	W	70-66
Jan. 9	at Connecticut*	ESPN	4/4	L 59-70
Jan. 14	Syracuse*	WXIX	-/24	L 58-77
Jan. 19	at Xavier	ESPN	L-ot	71-73
Jan. 22	Rutgers*	WXIX		2:00
Jan. 25	at Louisville*	ESPN2	17/15	7:30
Jan. 28	at Georgetown*	ESPN2		12:00
Jan. 31	USF*	WXIX		8:00
Feb. 4	at West Virginia*	ERT/WXIX	12/17	12:00
Feb. 6	Louisville*	ESPN2	17/15	7:00
Feb. 12	at Pittsburgh*	WXIX	9/9	2:00
Feb. 15	at Syracuse*	ESPN2	20/20	7:30
Feb. 17	Providence*	WXIX		8:00
Feb. 23	Villanova*	ESPN	8/7	9:00
Feb. 28	at Seton Hall*	WXIX		8:00
Mar. 4	West Virginia*	ESPN	12/17	12:00
Mar. 8-11	BIG EAST Tournament			

Madison Square Garden, New York, N.Y.

(1) Las Vegas Holiday Classic, Cincinnati, Ohio

(2) Las Vegas Holiday Classic, Las Vegas, Nevada

(3) U.S. Bank Arena, Cincinnati, Ohio

\*BIG EAST Conference Games

All times EST

## UC Tries to End Losing Skid vs. Rutgers

**SETTING THE SCENE:** The University of Cincinnati will try to snap out of its three-game losing streak when the Bearcats host Rutgers on Sunday, Jan. 22 at Fifth Third Arena. The Bearcats enter the 2 p.m. contest with a 13-5 record, and 2-2 in BIG EAST Conference play. UC stepped out of league play to face crosstown rival Xavier on Thursday and dropped a 73-71 overtime decision. Rutgers, 12-5, is also 2-2 in BIG EAST play following Wednesday's 78-68 loss to No. 9 Pittsburgh.

### STORY LINES:

- Cincinnati will seek a repeat of history when hosting Rutgers on Sunday. The last time the two teams met, on Nov. 30, 1996, the Bearcats were coming off a painful 71-69 loss to Xavier which knocked UC from the No. 1 ranking. The Bearcats rebounded from that setback with a convincing 105-65 victory over Rutgers.
- UC will be trying to avert its first four-game losing skid since the 1987-88 season when the Bearcats lost four games in a row in mid-February.
- The Bearcats, who faced the BIG EAST Conference's No. 1 and No. 5 ranked offensive teams in their last two league games (Connecticut, Syracuse), will have the challenge of stopping the conference's top individual scorer. Rutgers junior Quincy Douby is leading the BIG EAST with his 23.5-point average. In the Scarlet Knights' four BIG EAST games, he has averaged 26.0 points. Douby is not just a scorer, as evidenced by his leading the conference in steals (2.36).
- Cincinnati and Rutgers have played one common opponent, DePaul. Cincinnati

### CINCINNATI PROBABLE STARTERS

				2005-06 Statistics
F	30	Cedric McGowan	6-6	Jr. Miami, Fla. .... 8.7 pts, 7.1 reb, 0.9 ast
F	14	Eric Hicks	6-6	Sr. Greensboro, N.C. .... 14.6 pts, 8.9 reb, 3.7 blk
G	21	James White	6-7	Sr. Washington, D.C. .... 17.4 pts, 5.2 reb, 2.2 ast
G	1	Chadd Moore	6-2	Sr. Huntsville, Ala. .... 2.5 pts, 1.5 reb, 1.4 ast
G	3	Devan Downey	5-10	Fr. Chester, S.C. .... 13.6 pts, 2.4 reb, 4.0 ast

### RUTGERS PROBABLE STARTERS

				2005-06 Statistics
F	1	Marquis Webb	6-5	Jr. Paterson, N.J. .... 9.1 pts, 3.1 reb, 2.8 ast
F	15	JR Inman	6-9	Fr. Pomona, N.Y. .... 8.2 pts, 5.2 reb, 1.8 blk
C	21	Byron Joynes	6-9	Jr. Baltimore, Md. .... 3.5 pts, 5.2 reb, 0.8 blk
G	2	Anthony Farmer	6-1	Fr. Millville, N.J. .... 9.1 pts, 2.8 reb, 3.8 ast
G	5	Quincy Douby	6-3	Jr. Brooklyn, N.Y. .... 23.5 pts, 4.4 reb, 2.6 ast

### THE COACHES

- Andy Kennedy (UAB '91)  
 At Cincinnati: ..... 13-5, 1st year  
 Overall: ..... 13-5, 1st year
- Gary Waters (Ferris State '75)  
 At Rutgers: ..... 72-66, 4th year  
 Overall: ..... 164-126, 10th year

### SERIES

Cincinnati leads, 6-1

### LAST MEETING

Cincinnati 105, Rutgers 65;  
 Nov. 30, 1996 at Fifth Third Arena

### COMPARATIVE STATISTICS

	CINCINNATI		RUTGERS	
	Avg.	NCAA	Avg.	NCAA
Points Scored:	79.0	31st	70.8	139th
Points Allowed:	68.7	173rd	61.4	31st
FG Percentage:	.441	151st	.443	148th
FG Pct. Defense:	.401	42nd	.395	28th
3-FG Percentage:	.333	234th	.354	146th
3-FG Pct. Defense:	.336		.319	
FT Percentage:	.766	5th	.751	14th
Opp. FT Pct.:	.672		.684	
Reb./Margin:	37.0/-2.8	240th	35.8/+3.3	80th
Assists:	13.5	181st	12.5	236th
Steals	7.8	113th	7.4	128th
Blocks	6.2	14th	5.5	27th
Turnovers/Mar.:	11.4/+4.7	7th	13.8/-3.4	90th

**CINCINNATI-RUTGERS SERIES**

Cincinnati leads, 6-1

Sunday's game will be the eighth meeting between Cincinnati and Rutgers and the first in BIG EAST Conference play. The two teams last met in 1996-97, with UC claiming a 105-65 victory. The Bearcats hold a 6-1 lead in the series, which began in 1971-72.

1971-72	N	.....	84-74	.....	UC
1972-73	H	.....	79-58	.....	UC
1976-77	A	.....	89-70	.....	Rut
1989-90	N	.....	79-71	.....	UC
1993-94	H	.....	75-61	.....	UC
1994-95	A	.....	72-61	.....	UC
1996-97	H	.....	105-65	.....	UC

**Total:** ..... UC 6, Rutgers 1  
**In Cincinnati:** ..... UC 3, RU 0  
**Fifth Third:** ..... UC 2, RU 0  
**In Piscataway:** ..... RU 1, UC 1  
**Louis Brown:** ..... UC 1, RU 0  
**Neutral:** ..... UC 2, RU 0

defeated the Blue Demons, 82-60, at UC on Jan. 4. Rutgers scored a 78-68 overtime win at DePaul on Jan. 15.

- Eric Hicks, with 982 career points, will try to become the 43rd member of UC's 1,000 Point Club.
- Cincinnati has compiled a 228-32 record, a .877 winning percentage, in its 17 seasons in Fifth Third Arena at Shoemaker Center.

**CINCINNATI VS. RUTGERS:** The two teams have played seven previous contests, the most recent in 1996-97. UC has won six of those games.

**LAST TIME VS. RUTGERS:** Cincinnati's last meeting with Rutgers, on Nov. 30, 1996, followed a loss to Xavier. In that contest, the Bearcats took out their frustrations for the 71-69 upset by the Musketeers, which knocked them from the No. 1 ranking, with a 105-65 rout of the Scarlet Knights. Danny Fortson led four UC double figure scorers with 24 points.

**BEARCATS IN THE POLLS:** One week after making its first appearance of the season in the Top 25, and its 176th in the last 244 polls, Cincinnati fell out of the rankings, to the 36th spot in the Associated Press poll and No. 37 in the ESPN/USA Today rankings.

**COMPUTERS LIKE THE CATS:** The Bearcats have been a Top 20 team most of the season in the computer ratings. UC was ranked No. 14 in the Sagarin Index and No. 20 in the RPI following Thursday's games. Cincinnati was No. 6 in the RPI strength of schedule rankings.

**NOTES FROM THE XAVIER GAME:**

- James White, with 16 points, extended his streak of double-digit scoring games to 18.
- Eric Hicks recorded seven blocked shots, and closed his career with 17 blocks in four games vs. Xavier.
- UC had season lows in free throws (5) and free throw attempts (11) and finished with a season-low .455 percentage. The Bearcats didn't shoot their first field goal in the game until 8:51 remaining in the second half.
- UC lost for the first time this year when leading at halftime (37-30).

**HICKS IS HOT:** Eric Hicks is one of the hottest players in the BIG EAST Conference. The 6-6 senior is averaging a double-double over his last eight games (16.6 points, 10.1 rebounds). Hicks averaged 21.0 points, 13.5 rebounds and 5.5 blocks in a pair of victories to earn BIG EAST co-Player of the Week honors on Jan. 9. A highlight of his recent performance was a triple double, consisting of 22 points, 12 rebounds and a school record-tying 10 blocked shots in a victory over Marquette (1/7/06). It was the 15th triple-double in UC history. Oscar Robertson had 10, Kenyon Martin two and Rick Roberson and Kenny Satterfield one each. Hicks has topped the 20-point mark in four of his last six contests.

**HICKS HAVING A BLOCK-FEST:** Eric Hicks, who blocked a school record-tying 10 shots in the Jan. 7 win over Marquette, has blocked 54 shots in his last 12 games, and 24 shots over his last four contests. He has blocked at least one shot in 47 of his last 50 games. The 6-6 senior is ranked sixth nationally in blocks. Hicks has moved into third place at Cincinnati in career blocks with 209, trailing Kenyon Martin (292) and Jason Maxiell (254).

**DOWNEY NOT PLAYING LIKE A FRESHMAN:** Devan Downey is attracting attention for Freshman of the Year honors, primarily because he is not playing like one. The Bearcats' 5-10 point guard added another stellar performance to his season accomplishments on Thursday when he exploded for 22 points vs. Xavier. Downey, who made a career-high four 3-pointers, drilled a trey to help UC overcome a six-point deficit in the final 30 seconds of regulation. He also had five

<b>LAST MEETING</b>		Cincinnati	105								
		Rutgers	65								
Nov. 30, 1996		Cincinnati, OH									
<b>Final:</b> Danny Fortson led four Bearcat double figure scorers as Cincinnati blasted Rutgers, 105-65.											
<b>Defining Moment:</b> Cincinnati opened an eight-point lead midway through the first half and never trailed.											
<b>Key Stat:</b> UC outrebounded Rutgers, 56-32.											
<b>Performance Leaders:</b> Fortson 24 points, 8 rebounds; Damon Flint 19 points; Darnell Burton 17 points, 5 assists.											
<b>RUTGERS</b>	min	fg-a	3fg-a	ft-a	reb	ast	to	bk	st	pf	pts
Terry Mills	20	1-8	1-7	0-0	3	0	3	0	0	3	3
Rob Hodgson	29	7-10	1-3	2-4	2	1	4	0	0	4	17
Eric Clark	18	2-4	0-0	2-2	5	0	1	1	0	5	6
Earl Johnson	30	5-13	1-3	2-3	4	4	3	0	0	4	13
Geoff Billet	27	2-8	1-5	1-2	1	4	1	0	0	2	6
Jamar Holcomb	13	1-2	0-0	0-0	1	0	0	1	0	5	2
Sammy Sanders	28	1-8	0-1	2-2	6	1	3	0	1	4	4
Johnny Blake	18	4-12	2-3	0-1	3	0	4	0	1	2	10
Josh Sankes	12	0-0	0-0	1-4	1	0	0	0	0	3	1
Brian Taylor	5	1-2	0-1	1-1	0	0	1	0	0	1	3
Team					6		1				
<b>Totals</b>	<b>200</b>	<b>24-67</b>	<b>6-23</b>	<b>11-19</b>	<b>32</b>	<b>10</b>	<b>21</b>	<b>2</b>	<b>2</b>	<b>33</b>	<b>65</b>
		<b>.358</b>	<b>.261</b>	<b>.580</b>							
<b>CINCINNATI</b>	min	fg-a	3fg-a	ft-a	reb	ast	to	bk	st	pf	pts
Danny Fortson	21	7-10	0-0	10-16	8	0	2	0	0	2	24
Darnell Burton	16	6-9	5-7	0-0	3	5	2	0	1	2	17
Jackson Julson	15	2-4	0-0	0-1	5	0	0	0	0	4	4
Damon Flint	31	7-15	3-7	2-4	6	2	3	1	1	0	19
Charles Williams	22	2-4	0-1	2-4	2	7	4	0	3	3	6
Rodrick Monroe	16	3-5	0-0	2-2	5	1	0	0	0	3	6
Terrence Davis	13	1-3	0-0	1-3	4	1	1	0	0	0	3
Bobby Brannen	23	2-5	0-0	0-2	8	1	3	0	1	1	4
Ryan Fletcher	5	0-1	0-0	2-4	2	0	0	0	0	0	2
D'Juan Baker	21	4-6	2-3	4-5	6	0	1	1	2	1	14
Melvin Levett	17	1-5	0-3	2-2	5	2	0	1	1	1	4
Team					2						
<b>Totals</b>	<b>200</b>	<b>35-67</b>	<b>10-21</b>	<b>25-43</b>	<b>56</b>	<b>19</b>	<b>16</b>	<b>3</b>	<b>9</b>	<b>17</b>	<b>105</b>
		<b>.522</b>	<b>.476</b>	<b>.581</b>							
<b>Halftime:</b> Cincinnati 45, Rutgers 27. <b>Dead Ball Rebounds:</b> Cincinnati 9, Rutgers 4. <b>Technical:</b> Julson (Cincinnati). <b>Officials:</b> Jim Burr, Jody Sylvester, William Bueh. <b>Attendance:</b> 12,899.											

rebounds, five assists and three steals, the eighth time this season he has had three or more steals. He has also had the following noteworthy performances:

- On Dec. 10, Downey keyed UC's 92-83 win over Vanderbilt by scoring 18 points, 16 in the second half, and recording four steals and a pair of assists, earning BIG EAST Conference Rookie of the Week honors.
- On Dec. 14 vs. Ohio, Downey scored a career-high 24 points—a Bearcat high for the 2005-06 season—shooting 10-of-16 from the field, and had five assists and four steals.
- On Dec. 17 vs. Tennessee Tech, he recorded 16 points and nine assists while posting a career-high seven rebounds.
- On Dec. 22 vs. Dayton, he recorded a game-high 21 points and three assists.
- On Dec. 23 vs. LSU, he recorded eight assists and 11 points.
- On Dec. 28 vs. Miami, he tallied 19 points, on 4-of-7 shooting.
- On Dec. 30 vs. North Carolina A&T, he passed for a career-high 11 assists and scored 13 points for his first career double-double.
- Downey averaged 14.7 points, 5.1 assists and 2.1 steals during UC's recent 10-game winning streak.
- Downey is UC's third-leading scorer, averaging 13.6 points. He leads the Bearcats in assists (4.0) and steals (2.2).

**WHITE'S SCORING CONSISTENT:** James White not only leads Cincinnati in scoring with his 17.4 average, but he is tops in scoring consistency. He has scored 17, 18 or 19 points in 11 of his 17 games this season. White has scored in double digits in all 18 games this season while shooting .488 from the field. The production is a significant boost for White, who averaged 10.2 points last season and entered the campaign with an 8.1 career scoring average.

**BENCH GETS A BOOST:** Cincinnati has gotten a recent boost to its bench with the addition of three walk-ons. Two members of the Bearcats' football program, Connor Barwin and Angelo Craig, joined the team as walk-ons on Jan. 11. Barwin has appeared in the last two contests. Scott Benken, who was a non-scholarship player on the 2002-03 and 2003-04 Wake Forest teams prior to transferring to UC to pursue his pharmacy degree, joined the program on Jan. 17.

**OTHER BEARCAT BITS:**

- During their three-game losing streak, the Bearcats have shot .356 from the field and have been outrebounded by an average margin of -19.7. By comparison, UC shot .483 from the field during its 10-game winning streak and had out-rebounded its previous three foes by an average margin of +9.7.
- Cincinnati set a school and BIG EAST Conference record with 18 blocked shots in the Jan. 7 win at Marquette, topping the old mark of 15 set by the 1999-00 team vs. Iowa State. Eric Hicks tied a UC record with 10 blocks and James White had a career-best four rejections.
- Since surrendering a season-high .528 field goal percentage to LSU on Dec. 23, Cincinnati has held its last six foes to .393 shooting.
- Cincinnati has held eight opponents under the .400 mark in field goal percentage, including two under 33 percent. UC has posted sub-.400 defensive field goal percentages in six of the last eight seasons.
- The Bearcats have scored 80 or more points in eight games this season, topping the 100-point mark twice. UC tallied 105 points vs. Tennessee Tech on Dec. 17, then matched that with 105 points vs. North Carolina A&T on Dec. 30.
- UC shot a season-high .563 vs. Tennessee Tech on Dec. 17 and a .552 effort vs. North Carolina A&T on Dec. 30.
- Cincinnati has had at least five double-figure scorers seven times during the course of the season. Six Bearcats reached double figures in scoring in the Dec. 30 win over North Carolina A&T.
- UC recorded a season-high 25 assists vs. North Carolina A&T on Dec. 30.
- The Bearcats set season highs for rebounds (53) and rebounding margin (+18)

**LAST GAME** Xavier 73  
Cincinnati ot 71

Jan. 19, 2006 Cintas Center Cincinnati, OH

**Final:** James White's last-second game-winning trey attempt was off the mark to allow Xavier to claim a 73-71 overtime win over Cincinnati.

**Defining Moment:** UC overcame a six-point deficit in the final 30 seconds on treys by Devan Downey and Jihad Muhammad to send the game into overtime. XU had a five-point lead with 1:22 remaining in OT.

**Key Stat:** Xavier outscored UC at the foul line, 16-5.

**Performance Leaders:** Devan Downey 22 points, 5 assists; Eric Hicks 12 points, 9 rebounds, 7 blocks.

CINCINNATI	min	fg-a	3fg-a	ft-a	reb	ast	to	bk	st	pf	pts
Eric Hicks	38	5-12	1-1	1-3	9	0	1	7	1	4	12
James White	43	7-18	1-6	1-2	4	3	3	0	0	3	16
Cedric McGowan	39	5-10	1-2	0-1	7	2	2	0	2	3	11
Chadd Moore	13	0-4	0-2	0-0	3	2	0	0	1	0	0
Devan Downey	44	8-18	4-6	2-3	5	5	1	0	3	2	22
Jihad Muhammad	35	3-13	3-7	1-2	5	0	2	1	2	5	10
Ronald Allen	6	0-0	0-0	0-0	1	0	0	0	0	4	0
Connor Barwin	7	0-0	0-0	0-0	3	1	0	0	0	2	0
Team					4						
<b>Totals</b>	<b>225</b>	<b>28-75</b>	<b>10-24</b>	<b>5-11</b>	<b>41</b>	<b>13</b>	<b>9</b>	<b>8</b>	<b>9</b>	<b>23</b>	<b>71</b>
		.373	.417	.455							

XAVIER	min	fg-a	3fg-a	ft-a	reb	ast	to	bk	st	pf	pts
Brian Thornton	37	7-9	0-0	6-10	12	3	1	2	0	2	20
Justin Cage	30	3-8	0-0	3-5	8	2	3	1	0	5	9
Justin Doellman	36	2-9	0-3	3-4	13	3	2	5	2	1	7
Dedrick Finn	36	3-12	1-8	0-2	5	2	3	0	3	3	7
Stanley Burrell	40	9-15	0-3	2-4	3	0	3	0	0	1	20
Josh Duncan	25	2-10	0-3	2-2	4	2	0	1	0	3	6
B.J. Raymond	4	0-0	0-0	0-0	4	1	1	0	0	0	0
Johnny Wolf	9	0-1	0-1	0-0	0	0	0	0	0	0	0
Will Caudle	8	2-4	0-0	0-1	2	0	0	0	0	1	4
Team					5						
<b>Totals</b>	<b>225</b>	<b>28-68</b>	<b>1-18</b>	<b>16-28</b>	<b>56</b>	<b>13</b>	<b>13</b>	<b>9</b>	<b>5</b>	<b>16</b>	<b>73</b>
		.412	.056	.571							

Halftime: Cincinnati 37, Xavier 30. Dead Ball Rebounds: Xavier 6, Cincinnati 2. Technicals: None. Officials: Ed Corbett, Fran Connolly, Reggie Greenwood. Attendance: 10,250.

**BASKETBALL POLLS** Jan. 16

Associated Press	Record	Pts	ESPN/USA Today	Record	Pts
1. Duke (71)	16-0	1799	1. Duke (31)	16-0	775
2. Florida (2)	16-0	1715	2. Florida	16-0	737
3. Connecticut	14-1	1616	3. Connecticut	14-1	688
4. Memphis	15-2	1490	4. Memphis	15-2	659
5. Texas	14-2	1459	5. Illinois	16-1	641
6. Gonzaga	13-3	1389	6. Texas	14-2	597
7. Illinois	16-1	1370	7. Villanova	11-2	574
8. Villanova	11-2	1350	8. Gonzaga	13-3	560
9. Pittsburgh	14-0	1291	9. Pittsburgh	14-0	559
10. Washington	14-2	1051	10. Washington	14-2	430
11. Michigan State	14-4	959	11. Indiana	10-3	398
12. West Virginia	12-3	952	12. Michigan State	14-4	386
13. Indiana	10-3	808	13. Wisconsin	14-2	367
14. N.C. State	14-2	788	14. N.C. State	14-2	362
15. Wisconsin	14-2	757	15. Louisville	13-3	316
16. Geo. Wash.	12-1	728	16. UCLA	14-3	289
17. Louisville	13-3	716	17. West Virginia	12-3	284
18. UCLA	14-3	687	18. Geo. Wash.	12-1	267
19. Ohio State	12-2	483	19. Ohio State	12-2	238
20. Syracuse	15-2	423	20. Syracuse	15-2	234
21. Boston College	12-4	333	21. Boston College	12-4	180
22. Maryland	12-4	260	22. Maryland	12-4	111
23. Iowa	13-4	250	23. North Carolina	10-3	88
24. North Carolina	10-3	221	24. Oklahoma	10-4	58
25. Oklahoma	10-4	94	25. Iowa	13-4	56

**Also Receiving Votes:**  
Cincinnati 11

**Cincinnati's Weekly Rankings**

Date	AP	ESPN	Date	AP	ESPN
Preseason	46th	—	Jan. 9	25th	26th
Nov. 15	—	—	Jan. 16	36th	37th
Nov. 21	—	—			
Nov. 28	53rd	37th			
Dec. 5	—	—			
Dec. 12	—	—			
Dec. 19	38th	46th			
Dec. 26	36th	43rd			
Jan. 2	30th	35th			

## Cincinnati Projected Starters

**30 Cedric McGowan** • team's second-leading rebounder (7.1) • 8.6 rebounds last 5 games • career-high 20 rebounds—most by a Bearcat in 8 seasons—and 13 points vs. DePaul, first career double-double • career-high 13 points vs. Dayton (11/29) • honorable mention JUCO All-American honors in 2004-05 at Kilgore College

**Career Highs** 13 points • 20 rebounds • 2 assists • 3 steals

**14 Eric Hicks** • All-BIG EAST candidate • leads team in rebounding (8.9), blocks (3.7) • second-leading scorer (14.6) • 24 blocks in last 4 games • averaging a double-double with 16.6 points, 10.1 rebounds, also 5.1 blocks last 8 games • triple-double 22 points, 12 rebounds, 10 blocks vs. Marquette • career-high 24 points, 7 blocks, 10 rebounds vs. N.C. A&T • 19 career double-doubles • has a block in 47 of last 50 games

**Career Highs** 24 points • 17 rebounds • 10 blocks • 3 steals

**21 James White** • All-BIG EAST candidate • top scorer (17.4) • .488 FG%, .854 FT% • double-digit scoring in all 18 games • season-high 23 points vs. N.C. A&T • 19 points, 8 in final 2:27 to rally UC in win over LSU • 18 points, 7-9 FG shooting vs. Vanderbilt • 21 points, 5 in the final 46 seconds to send the game into OT vs. Murray State • career-high 25 points vs. Houston in 2004-05 • career-high 11 rebounds vs. Memphis in 2004-05

**Career Highs** 25 points • 11 rebounds • 9 assists • 4 steals

**1 Chadd Moore** • has taken over for injured Armein Kirkland • averaging 20.3 minutes over last 3 games • defensive specialist • 4 steals vs. DePaul • Comeback Player of the Year candidate who quit basketball due to chronic back problems last year • 9 points in his season debut vs. Vanderbilt • 5 starts in 2004-05

**Career Highs** 15 points • 5 rebounds • 10 assists • 4 steals

**3 Devan Downey** • National Freshman of the Year candidate • 4.8 assists last 6 games • 13 steals last 4 games • 22 points vs. Xavier • career-high 11 assists, first double-double with 13 points vs. N.C. A&T • two-time BIG EAST Rookie of the Week • 16 points, 9 assists, career-high 7 rebounds vs. Tenn. Tech • career-high 24 points vs. Ohio • leader in assists (4.0) and steals (2.2)

**Career Highs** 24 points • 7 rebounds • 11 assists • 5 steals

## The Graduates:

With three of the four seniors on the 2004-05 team earning their degrees, Cincinnati's graduation rate in men's basketball continues to rise.

- 11 of the 18 departing seniors over the past four seasons have earned their degrees.
- 27 of the players who completed their eligibility since 1990 have earned their degrees.
- Cincinnati had a 100 percent graduation rate in men's basketball on the 2002 NCAA Division I Graduation Rates Report, for the class which entered in 1995-96.
- Cincinnati won the Conference USA Sport Academic Award in men's basketball in 2001-02 for having the highest team grade point average in that sport.

## Bearcat Bench

**2 Domonic Tilford** • 5-11 Fr. F-G • 2.9 points • career-high 3 assists vs. N.C. A&T • 8 points, 3-3 FG in UC debut vs. Murray State • Kentucky high school Player of the Year and first team all-state selection • averaged 20.6 pts, 4.1 asts

**8 pts • 1 reb • 3 asts • 1 stls**

**13 Jihad Muhammad** • 5-11 Sr. G • Bearcats' version of "Instant Offense" • 9.2 points last 5 games • 10 points, game-tying trey vs. Xavier • season-high 20 points vs. DePaul • 17 points, 3-of-5 3-point FGs vs. Memphis • career-high 24 points, 6-of-9 3-point FGs vs. Tulane in 2004-05 • 23 points, including game-tying 4-point play, vs. Northern Iowa • JC All-American in 2003-04 at San Jacinto JC

**24 pts • 7 reb • 7 ast • 3 stls**

**23 Ronald Allen** • 6-9 Jr. F-C • top sub to the front line • tied career high with 11 points vs. N.C. A&T • 3 points, 5 rebounds vs. Dayton on Dec. 22 • 11 points, five rebounds vs. Holy Cross • joined UC after Hurricane Katrina closed Xavier (La.) and forced him to flee New Orleans

**11 pts • 5 reb • 1 ast • 1 blks**

**10 Pat Watt** • 5-10 Fr. G • joined team as a walk-on • first team all-state selection in football • earned all-league honors in football and basketball at Moeller High

**0 pts • 1 reb • 1 ast • 1 stls**

**20 Branden Miller** • 6-4 Fr. G • joined team as a walk-on • scored a point vs. N.C. A&T • tallied first points vs. Tenn. Tech • conference player of the year at Indian Hill High • earned third team all-state honors in soccer

**2 pts • 1 reb • 1 ast • 1 stls**

**32 Angelo Craig** • 6-5 So. F • joined team as a walk-on Jan. 11 • three-year member of football team • all-league cager in high school

**0 pts • 0 reb • 0 ast • 0 stls**

**51 Connor Barwin** • 6-4 Fr. F • joined team as a walk-on Jan. 11 • played 15 minutes over the last 2 games • averaged 18.0 yards on 8 catches as TE on football team, scoring a TD

**2 pts • 1 reb • 0 ast • 1 stls**

**53 Scott Benken** • 6-6 Sr. F-G • joined team as a walk-on Jan. 17 • walk-on at Wake Forest in 2002-03 and 2003-04, seeing action in 11 games • member of Cincinnati Elder state runner-up team

**4 pts • 4 reb • 1 ast • 1 stls**

## BEARCAT STARTING LINEUPS

Opponent	WL	Forward	Forward	Forward	Guard	Guard	Lineup No.	Record
Murray State	W	Hicks	McGowan	Kirkland	White	Muhammad	1	1-0
Illinois State	W	Hicks	McGowan	Kirkland	White	Muhammad	1	2-0
Holy Cross	W	Hicks	McGowan	Kirkland	White	Downey	2	1-0
Dayton	L	Hicks	McGowan	Kirkland	White	Downey	2	1-1
Memphis	L	Hicks	McGowan	Kirkland	White	Downey	2	1-2
at Vanderbilt	W	Hicks	McGowan	Kirkland	White	Downey	2	2-2
Ohio	W	Hicks	McGowan	Kirkland	White	Downey	2	3-2
Tenn. Tech	W	Hicks	McGowan	White	Moore	Downey	3	1-0
Ark.-Monticello	W	Hicks	McGowan	Kirkland	White	Downey	2	4-2
Dayton	W	Hicks	McGowan	Kirkland	White	Downey	2	5-2
LSU	W	Hicks	McGowan	Kirkland	White	Downey	2	6-2
Miami (Ohio)	W	Hicks	McGowan	Kirkland	White	Downey	2	7-2
N. C. A&T	W	Hicks	McGowan	Kirkland	White	Downey	2	8-2
DePaul	W	Hicks	McGowan	Kirkland	White	Downey	2	9-2
Marquette	W	Hicks	McGowan	Kirkland	White	Downey	2	10-2
Connecticut	L	Hicks	McGowan	Kirkland	White	Downey	2	10-3
Syracuse	L	Hicks	McGowan	White	Moore	Downey	3	1-1
Xavier	L	Hicks	McGowan	White	Moore	Downey	3	1-2

in the Jan. 4 win vs. DePaul, while committing a season-low six turnovers.

- Senior forward Armein Kirkland suffered a season-ending knee injury vs. UConn on Jan. 9, and had successful surgery on Jan. 13.

### BEARCATS TAKE LEAGUE HONORS:

- **Eric Hicks** was named BIG EAST co-Player of the Week on Jan. 9 after averaging 21.0 points, 13.5 rebounds and 5.5 blocks in wins over DePaul and Marquette. Hicks previously earned BIG EAST Honor Roll recognition on Dec. 5 and Jan. 2.
- **Devan Downey** earned the BIG EAST Conference Rookie of the Week in back-to-back weeks (Dec. 10, Dec. 17).
- **James White** was named to the BIG EAST Honor Roll on Dec. 19 and Dec. 26.

**STREAK BUSTERS:** Cincinnati ended modest win streaks of three opponents. UC stopped Vanderbilt's unbeaten start at five games with a 92-83 win over the Commodores on Dec. 10. The Bearcats also snapped Vandy's 28-game home non-conference win streak. UC halted Ohio's 4-0 start with an 86-58 win on Dec. 14. On Dec. 17, UC ended Tennessee Tech's six-game win streak with a 105-62 victory. UC's win at Marquette on Jan. 7 snapped MU's home winning streak at seven and overall win streak at five.

## FIFTH THIRD ARENA, Please

When referring to the home playing venue of the Bearcats, we ask that you use **Fifth Third Arena**.

The complex housing the arena is the Myrl Shoemaker Center, and the games are played on Ed Jucker Court. However, the proper name of the basketball arena is **Fifth Third Arena**. This is the only way to correctly reference the playing venue.

Fifth Third Arena is the home of the UC men's and women's basketball teams and



women's volleyball team, as well as the site of concerts, high school events, tournaments, inaugurations, commencements, and other special events.

## BEARCAT RECORDS WHEN...

Home games	8-3
Away games	2-2
Neutral site games	3-0
BIG East games	2-2
vs. Top 25 teams	0-3
vs. RPI Top 100 teams	7-5
Overtime games	1-1
Lead at halftime	11-1
Trail at halftime	2-3
Tied at halftime	0-1
Lead with 10:00 remaining	11-1
Trail with 10:00 remaining	2-4
Lead with 5:00 remaining	11-1
Trail with 5:00 remaining	2-4
Tied with 5:00 remaining	0-0
Lead with 2:00 remaining	11-0
Trail with 2:00 remaining	2-4
Tied with 2:00 remaining	0-1
Shoot better from the field	10-0
Shoot worse from the field	3-5
Shoot 50% or better	3-0
Shoot below 50%	10-5
Opp. shoots 50% or better	1-0
Opp. shoots below 50%	12-5
Opp. shoots below 40%	8-1
Make 7 or fewer 3-point FGs	8-3
Make more than 7 3-point FGs	5-2
Shoot more FTs than opp.	9-1
Out-rebound the opponent	7-0
Opponent out-rebounds UC	5-4
Commit fewer turnovers	12-4
Commit the same or more TOs	0-0
Commit 12 or fewer turnovers	7-3
Outscore opponents' bench	6-1
1-3 point games	1-1
4-5 point games	2-0
6-10 point games	1-2
11-19 point games	4-2
20-plus point games	5-0
Score 59 or fewer points	0-2
Score 60-69 points	0-1
Score over 70 points	13-2
Hold opp. to 50 or fewer points	0-0
Hold opp. to 51-60 points	4-0
Hold opp. to 61-70 points	6-0
Opp. scores 70-plus points	3-4
Largest opening run	8-0
Largest scoring run	15-0
Largest first half lead	26
Largest first half deficit	19
Largest second half lead	44
Largest second half deficit	13
Largest deficit overcome to win	12
Largest second half lead lost ...	8 (XU)

### COMPARATIVE STATISTICS

	Wins	Losses	Home	Away
Offense	83.6	67.0	81.7	74.7
Defense	65.3	77.2	67.6	70.3
Offense FG %	.470	.366	.447	.430
Defense FG %	.390	.430	.390	.419
3-Pt. FG %	.340	.300	.318	.359
Opp. 3-Pt FG %	.347	.325	.355	.300
FT %	.790	.700	.751	.793
Opp. FT %	.660	.696	.697	.643
Reb. Margin	+1.1	-13.0	+0.6	-8.3
Turnover Mar.	+6.6	+2.6	+5.5	+4.4

**BLOUNT RETURNS:** Corie Blount, the starting center on the University of Cincinnati basketball teams which reached the NCAA Final Four in 1992 and Elite Eight in 1993, returned to the Bearcat bench as interim assistant coach in early December. A first round draft pick by the Chicago Bulls following his UC career, Blount is an 11-year veteran of the National Basketball Association. Blount averaged 9.4 points, 7.0 rebounds and 1.5 blocked shots during his two seasons as a Bearcat.

**CONFERENCE DEBUTS GOOD FOR UC:** The Bearcats can expect to enjoy success in their inaugural season in the BIG EAST, if the past is any precursor. Every time Cincinnati has begun play in a new conference, it has claimed the championship. UC captured the Buckeye Athletic Association title in 1925-26, the Mid-American Conference championship in 1946-47, the Missouri Valley Conference crown in 1957-58, the Metro Conference Tournament championship in 1975-76, the regular season and tournament titles in the Great Midwest Conference in 1991-92, and the regular season and tourney championships of Conference USA in 1995-96.

**BEARCATS NO. 1 AMONG CONFERENCE RULERS:** Cincinnati shares with Valparaiso the distinction of having won the most conference regular season championships over the last 11 seasons. The Bearcats have been regular season champions nine times in the past 11 seasons, eight in Conference USA and once in the Great Midwest Conference.

**NINTH-WINNINGEST PROGRAM:** Entering the 2005-06 season, Cincinnati has been college basketball's ninth-winningest program since the turn of the century. Over the past six years, the Bearcats have compiled a 152-45 record for a .772 percentage.

- Cincinnati's 152 wins are the ninth-most among Division I teams.
- Cincinnati has won 25 or more games nine of the last 10 seasons.
- The Bearcats have won a conference regular season and/or tournament title in 12 of the past 14 seasons, and six times during this period have claimed

## 2005-06 Cincinnati Roster

### Numerical

No.	Name	Pos	Ht.	Wt.	Class	Exp	Hometown (High School/JC)
1	Chadd Moore	G	6-2	175	Sr.	3L	Huntsville, Ala. (Oak Hill (Va.) Acad.)
2	Domonic Tilford	G	5-11	170	Fr.	HS	Louisville, Ky. (Jeffersontown)
3	Devan Downey	G	5-10	175	Fr.	HS	Chester, S.C. (Chester)
10	Pat Watt	G	5-10	190	Fr.	HS	Cincinnati, Ohio (Moeller)
13	Jihad Muhammad	G	5-11	175	Sr.	1L	Plainfield, N.J. (Plainfield/San Jacinto)
14	Eric Hicks	F	6-6	245	Sr.	3L	Greensboro, N.C. (Dudley)
20	Branden Miller	G	6-4	180	Fr.	HS	Cincinnati, Ohio (Indian Hill)
21	James White	G-F	6-7	200	Sr.	2L	Washington, D.C. (Hargrave Acad./trans.-Florida)
23	Ronald Allen	F-C	6-9	225	Jr.	Tr	Los Angeles, Calif. (Artesia/L.A. College/tr-Xavier La.)
30	Cedric McGowan	F	6-6	230	Jr.	JC	Miami, Fla. (Northwestern/Kilgore)
32	Angelo Craig	F	6-5	220	So.	HS	Cleveland, Ohio (Glenville)
51	Connor Barwin	F	6-4	240	Fr.	HS	Hazel Park, Mich. (U. of Detroit Jesuit)
53	Scott Benken	F-G	6-6	220	Sr.	Tr	Cincinnati, Ohio (Elder/tr-Wake Forest)

**KEY:** 1L—one letter, 2L—two letters, etc.; JC—junior college; HS—high school; TR—transfer; 1sq—one year on squad.

### Pronunciation

Devan Downey ..... DEH-vun  
 Cedric McGowan ..... SED-rick mah-GOW-uhn  
 Jihad Muhammad ..... ja-HOD ma-HA-mud  
 Domonic Tilford ..... DAH-mohn-ick TILL-ford

both during the same season.

- UC's 14 straight NCAA Tournament appearances is the third-longest active streak in Division I, trailing only Arizona (21) and Kansas (17).

**BEARCATS STRONG IN 5/3 ARENA:** Cincinnati is in its 17th season in Fifth Third Arena at Shoemaker Center, and has compiled a 228-32 record, a .877 winning percentage.

**105th CAMPAIGN:** The 2005-06 season is Cincinnati's 105th year of basketball competition. The school has compiled a 1,512-860 record (.638).

**TICKET UPDATE:** Cincinnati's Feb.

6 home contest vs. rival Louisville is a sellout. The only opportunity for the general public to purchase tickets for this game would occur if the UC students do not pick up all of their allotment of tickets. Tickets for the remaining home games can be purchased on-line at [www.UCBearcats.com](http://www.UCBearcats.com), by phone (513-556-CATS) using a major credit card, or in person at the UC Athletic Ticket Office at One Edwards Center, from 9 a.m. to 5 p.m. Monday through Friday.

**LOOKING AHEAD:** Cincinnati visits No. 15 Louisville on Jan. 25, for the beginning of a two-game road trip. The Bearcats play at Georgetown on Jan. 28.

**SIX BEARCATS IN THE NBA:** Six former Bearcats were on the rosters of NBA teams when the season opened.

	Last UC Yr.	Draft Pos.	NBA Season	Team
Danny Fortson .....	1997	10	9th	Seattle Sonics
DerMarr Johnson .....	2000	6	5th	Denver Nuggets
Kenyon Martin .....	2000	1	6th	Denver Nuggets
Jason Maxiell .....	2005	26	1st	Detroit Pistons
Ruben Patterson .....	1998	31	8th	Portland Trail Blazers
Nick Van Exel .....	1993	37	15th	San Antonio Spurs

**PRESEASON NO. 1** Cincinnati Hillsdale 99 71

Nov. 3, 2005 Cincinnati, OH

**Final:** Six Bearcats scored in double figures as Cincinnati rolled to a 99-71 exhibition game victory over Hillsdale.

**Defining Moment:** UC outscored Hillsdale, 13-6, in the final 3:53 of the first half.

**Key Stats:** Cincinnati shot .524 from the field.

**Performance Leaders:** Eric Hicks 15 points, 8 rebounds; Jihad Muhammad 15 points; James White 15 points.

HILLSDALE	min	fg-a	3fg-a	ft-a	reb	ast	to	bk	st	pf	pts
John Farr	25	2-5	1-1	0-0	3	0	2	1	1	3	4
Tim Homan	29	6-16	3-10	3-3	5	2	1	0	1	1	18
John Hamood	32	1-4	1-3	0-1	7	4	4	0	1	1	3
Drew Powell	20	1-5	0-1	0-0	2	1	4	0	1	2	2
Cory Coe	30	6-12	4-8	1-2	3	3	3	0	1	4	17
Felix Fanning	2	0-0	0-0	0-0	0	0	2	0	0	0	0
Evan Steward	3	0-0	0-0	0-0	1	0	0	0	0	0	0
Jason Moore	11	2-3	1-1	0-0	2	0	0	0	0	0	5
Michael Applegate	0+	0-0	0-0	0-0	0	1	0	0	0	0	0
Travis Worst	15	2-8	0-2	0-1	3	0	2	0	0	2	4
Tony Gugion	17	1-7	0-1	3-4	9	0	0	0	0	2	5
Jason Weaver	14	5-6	1-1	1-2	1	1	1	0	0	3	12
Jesse Richards	2	0-0	0-0	0-0	1	1	0	0	0	0	0
Team					1	1					
<b>Totals</b>	<b>200</b>	<b>26-66</b>	<b>11-28</b>	<b>8-13</b>	<b>37</b>	<b>14</b>	<b>21</b>	<b>2</b>	<b>4</b>	<b>19</b>	<b>71</b>
		<b>.394</b>	<b>.393</b>	<b>.615</b>							

CINCINNATI	min	fg-a	3fg-a	ft-a	reb	ast	to	bk	st	pf	pts
Eric Hicks	20	6-8	1-2	2-5	8	0	1	2	0	2	15
Cedric McGowan	27	2-4	0-0	0-0	2	0	1	0	0	1	4
Armein Kirkland	21	3-9	2-3	2-2	6	4	3	1	0	2	10
Jihad Muhammad	23	5-8	5-7	0-0	1	4	0	0	0	0	15
James White	25	5-7	1-2	4-6	3	1	2	2	2	2	15
Chadd Moore	13	5-6	3-4	0-0	1	0	1	0	1	1	13
Dominic Tilford	8	1-5	0-2	4-5	0	0	1	0	0	2	6
Devan Downey	17	2-6	0-1	1-2	4	2	0	1	1	1	5
Pat Watt	4	0-0	0-0	0-0	0	0	0	0	0	1	0
Branden Miller	4	0-0	0-0	1-2	0	0	0	0	0	0	1
Ronald Allen	12	1-1	0-0	2-2	5	1	1	0	0	2	4
DeAndre Coleman	18	3-7	2-6	3-4	5	0	0	0	0	2	11
Ryan Patzwald	8	0-2	0-2	0-0	0	1	0	0	0	0	0
Team					1						
<b>Totals</b>	<b>200</b>	<b>33-63</b>	<b>14-29</b>	<b>19-28</b>	<b>36</b>	<b>18</b>	<b>11</b>	<b>5</b>	<b>8</b>	<b>15</b>	<b>99</b>
		<b>.524</b>	<b>.483</b>	<b>.679</b>							

**Halftime:** Cincinnati 49, Hillsdale 40. **Dead Ball Rebounds:** Cincinnati 6, Hillsdale 0. **Technical:** None. **Officials:** Ted Hillary, Curtis Shaw, Ron Tyburski. **Attendance:** 6,163.

**GAME 1** Cincinnati Murray State 79 75

Nov. 19, 2005 Cincinnati, OH

**Final:** James White scored five points in the final 46 seconds to send the game into overtime to lead Cincinnati to a 79-75 win over Murray State.

**Defining Moment:** White turned in a three-point play with 46 seconds remaining, then made a steal and drove for the game-tying dunk with six seconds left.

**Key Stat:** Cincinnati outscored Murray State at the foul line, 22-12.

**Performance Leaders:** White 21 points, 5 rebounds; Eric Hicks 18 points, 10 rebounds; Cedric McGowan 9 points, 10 rebounds.

MURRAY STATE	min	fg-a	3fg-a	ft-a	reb	ast	to	bk	st	pf	pts
Shawn Witherspoon	36	5-13	2-7	0-0	12	4	3	0	0	3	12
Justin Orr	43	6-11	1-5	0-0	3	3	1	0	1	13	
Pearson Griffith	23	2-10	0-0	1-2	5	0	2	5	1	5	5
Trey Pearson	37	4-12	2-5	8-8	7	0	1	0	4	3	8
Keith Jenifer	32	2-6	1-1	0-0	4	3	0	1	3	5	
Tyler Holloway	3	1-2	0-0	0-0	0	0	0	0	0	0	0
Darnell Hopkins	18	1-3	0-2	0-0	3	2	3	0	0	1	2
Rob Kennedy	6	3-4	1-1	0-0	1	0	0	0	0	2	7
Issian Redding	12	1-5	1-3	0-0	3	1	0	0	0	2	3
Charles Johnson	15	2-4	0-0	3-3	2	1	1	0	0	2	7
Team					1	1					
<b>Totals</b>	<b>225</b>	<b>27-70</b>	<b>9-26</b>	<b>12-13</b>	<b>41</b>	<b>14</b>	<b>15</b>	<b>6</b>	<b>6</b>	<b>22</b>	<b>75</b>
		<b>.386</b>	<b>.346</b>	<b>.923</b>							

CINCINNATI	min	fg-a	3fg-a	ft-a	reb	ast	to	bk	st	pf	pts
Eric Hicks	42	6-15	0-1	6-7	10	1	1	0	0	2	18
Cedric McGowan	32	4-8	0-1	1-2	10	2	0	0	0	3	9
Armein Kirkland	35	1-9	1-6	2-2	3	0	1	0	0	1	5
Jihad Muhammad	36	3-6	2-4	0-0	3	3	0	1	3	8	
James White	44	7-21	0-5	7-7	5	3	4	0	2	3	21
Dominic Tilford	8	3-3	1-1	1-2	1	1	1	0	0	1	8
Devan Downey	15	1-2	0-0	2-4	1	3	1	0	0	4	4
Ronald Allen	2	0-1	0-0	2-2	1	0	0	0	0	0	2
DeAndre Coleman	11	1-1	1-1	1-2	1	1	0	0	0	0	4
Team					8						
<b>Totals</b>	<b>225</b>	<b>26-66</b>	<b>5-19</b>	<b>22-28</b>	<b>43</b>	<b>14</b>	<b>11</b>	<b>0</b>	<b>3</b>	<b>17</b>	<b>79</b>
		<b>.394</b>	<b>.263</b>	<b>.786</b>							

**Halftime:** Cincinnati 35, Murray St. 33. **Regulation:** Cincinnati 70, Murray St. 70. **Dead Ball Rebounds:** Cincinnati 4, Murray State 2. **Technical:** None. **Officials:** Frank Scagliotta, Jeff Clark, John Gaffney. **Attendance:** 8,088.

**GAME 3** Cincinnati Holy Cross 77 55

Nov. 25, 2005 Cincinnati, OH

**Final:** Cincinnati exploded for 48 points in the second half to defeat Holy Cross, 77-55.

**Defining Moment:** UC opened the second half with a 16-3 scoring run to break open a close game.

**Key Stats:** After shooting .375 in the first half, the Bearcats shot .593 in the second 20 minutes.

**Performance Leaders:** James White 19 points; Devan Downey 12 points, 3 assists, 4 steals.

HOLY CROSS	min	fg-a	3fg-a	ft-a	reb	ast	to	bk	st	pf	pts
Alex Vander Baan	24	3-5	0-0	0-0	5	1	2	0	1	3	6
Kevin Hyland	23	3-12	0-0	0-0	6	0	2	0	0	0	6
Toray Thomas	33	2-4	0-0	3-4	2	2	2	0	4	1	7
Keith Simmons	33	4-12	2-3	2-2	3	1	3	0	1	1	12
Kevin Hamilton	35	4-18	1-9	4-4	6	2	6	0	1	4	13
Tim Clifford	11	1-4	0-0	0-0	3	0	1	1	1	5	2
Lawrence Dixon	9	0-2	0-0	0-1	1	1	0	0	0	1	0
Kyle Cruze	3	1-3	1-3	0-0	0	0	0	0	0	1	2
Pat Doherty	11	0-2	0-0	2-3	5	2	2	0	0	1	2
Colin Cunningham	18	1-1	0-0	2-2	6	2	1	0	1	1	4
Team					2						
<b>Totals</b>	<b>200</b>	<b>19-63</b>	<b>4-15</b>	<b>13-16</b>	<b>39</b>	<b>11</b>	<b>19</b>	<b>1</b>	<b>10</b>	<b>19</b>	<b>55</b>
		<b>.302</b>	<b>.267</b>	<b>.813</b>							

CINCINNATI	min	fg-a	3fg-a	ft-a	reb	ast	to	bk	st	pf	pts
Eric Hicks	32	2-9	0-1	1-1	5	3	2	3	2	3	5
Cedric McGowan	26	4-7	1-1	0-0	7	2	1	0	1	0	9
Armein Kirkland	31	3-12	0-4	2-2	2	2	2	1	1	3	8
Devan Downey	23	3-5	1-2	5-7	5	3	0	4	3	12	
James White	28	7-8	1-2	4-4	3	1	3	1	2	4	19
Dominic Tilford	12	3-4	0-0	0-0	1	1	0	0	0	0	6
Pat Watt	1	0-1	0-0	0-0	0	0	0	0	0	0	0
Jihad Muhammad	22	2-6	0-3	1-1	4	2	0	1	3	5	
Branden Miller	1	0-0	0-0	0-0	0	0	0	0	0	0	0
Ronald Allen	14	4-7	2-2	1-2	5	0	2	1	0	1	11
DeAndre Coleman	9	0-0	0-0	2-4	3	0	0	1	1	0	2
Erick Murray	1	0-0	0-0	0-0	0	0	0	0	0	0	0
Team					1						
<b>Totals</b>	<b>200</b>	<b>28-59</b>	<b>5-16</b>	<b>16-21</b>	<b>37</b>	<b>16</b>	<b>16</b>	<b>7</b>	<b>12</b>	<b>17</b>	<b>77</b>
		<b>.475</b>	<b>.313</b>	<b>.762</b>							

**Halftime:** Cincinnati 29, Holy Cross 26. **Dead Ball Rebounds:** Cincinnati 4, Holy Cross 3. **Technical:** None. **Officials:** Tim Higgins, Ed Hightower, Ray Perone. **Attendance:** 8,902.

**PRESEASON NO. 2** Cincinnati Northern Kentucky 96 60

Nov. 12, 2005 Cincinnati, OH

**Final:** James White scored 19 points to lead Cincinnati to a 96-60 win over Northern Kentucky.

**Defining Moment:** The Bearcats built a 10-point lead in the first seven minutes and were never threatened.

**Key Stats:** Cincinnati shot .667 from the field, .500 from 3-point range.

**Performance Leaders:** White 19 points; Eric Hicks 18 points, 8 rebounds; Devan Downey 15 points, 5 assists.

NO. KENTUCKY	min	fg-a	3fg-a	ft-a	reb	ast	to	bk	st	pf	pts
Vincent Humphrey	25	2-8	1-2	0-2	0	0	1	2	2	5	
Kevin Schappell	14	1-3	1-2	0-0	0	0	0	0	0	1	3
Kevin Reinhardt	31	1-7	0-0	11-12	8	2	4	0	0	3	13
Gavin Ludgood	26	5-11	0-0	4-6	2	0	1	1	1	4	14
Scott Bibbins	23	0-2	0-0	0-2	2	3	5	0	1	3	0
Aaron Smith	15	1-6	1-6	0-0	1	0	1	0	0	0	3
Billy Fennell	17	1-2	0-0	2-3	3	5	1	0	0	0	4
Harrison Morton	24	0-3	0-1	2-2	2	2	1	0	0	2	2
Mark											

**GAME 5** (9) Memphis 91  
Cincinnati 81

Dec. 3, 2005 Cincinnati, OH

**Final:** Memphis held off a couple of second half Cincinnati comebacks to defeat the Bearcats, 91-81.

**Defining Moment:** Memphis broke a 72-all tie at the 7:53 mark of the second half with an 11-2 scoring run.

**Key Stat:** Memphis freshman Antonio Anderson, whose previous scoring high was 8 points, tallied 32.

**Performance Leaders:** Eric Hicks 15 points, 14 rebounds; James White 17 points; Jihad Muhammad 17 points.

MEMPHIS	min	fg-a	3fg-a	ft-a	reb	ast	to	bk	st	pf	pts
Shawne Williams	19	7-13	3-4	2-2	5	3	1	2	3	4	19
Rodney Carney	11	0-4	0-3	0-0	3	0	1	1	0	2	0
Kareem Cooper	19	4-5	0-0	0-0	3	0	3	0	0	5	8
Antonio Anderson	35	11-15	7-9	3-5	2	2	2	2	0	32	
Darius Washington	30	3-12	1-2	5-7	6	8	5	1	1	2	12
Waki Williams	5	0-0	0-0	0-0	1	0	0	1	0	0	0
Robert Dozier	23	1-5	0-1	2-3	7	0	1	1	0	1	4
C. Roberts-Douglas	33	4-12	0-2	3-4	6	3	4	1	1	3	11
Simplice Njoya	1	0-0	0-0	0-0	0	0	0	1	0	1	0
Andre Allen	11	0-3	0-0	1-2	1	2	0	2	1	1	1
Joey Dorsey	13	2-6	0-0	0-2	7	0	1	0	1	5	4
Team					4						
<b>Totals</b>	<b>200</b>	<b>32-75</b>	<b>11-21</b>	<b>16-25</b>	<b>45</b>	<b>18</b>	<b>18</b>	<b>8</b>	<b>10</b>	<b>24</b>	<b>91</b>
		.427	.524	.640							

CINCINNATI	min	fg-a	3fg-a	ft-a	reb	ast	to	bk	st	pf	pts
Eric Hicks	37	3-11	0-0	9-14	14	0	2	3	0	2	15
Cedric McGowan	30	3-8	0-1	2-4	6	1	1	0	1	2	8
Armein Kirkland	27	4-8	2-4	0-0	3	3	0	0	0	5	10
Devan Downey	32	5-11	0-3	4-4	2	3	0	1	1	1	14
James White	32	4-9	1-3	8-8	6	2	5	2	0	4	17
Dominic Tilford	1	0-3	0-2	0-0	0	0	0	0	0	0	0
Jihad Muhammad	28	6-13	3-5	2-4	3	0	4	0	0	5	17
Ronald Allen	11	0-2	0-1	0-0	4	1	0	1	1	0	0
DeAndre Coleman	2	0-1	0-1	0-0	1	0	0	0	0	0	0
Erick Murray	0+	0-0	0-0	0-0	0	0	0	0	0	1	0
Team					3	1					
<b>Totals</b>	<b>200</b>	<b>25-66</b>	<b>6-20</b>	<b>25-34</b>	<b>42</b>	<b>8</b>	<b>20</b>	<b>5</b>	<b>3</b>	<b>20</b>	<b>81</b>
		.379	.300	.735							

**Halftime:** Memphis 44, Cincinnati 35. **Dead Ball Rebounds:** Memphis 9, Cincinnati 6. **Technical:** Memphis bench. **Officials:** Tim Higgins, Mike Kitts, Frank Scagliotta. **Attendance:** 9,440.

**GAME 7** Cincinnati 86  
Ohio 58

Dec. 14, 2005 Cincinnati, OH

**Final:** Devan Downey scored 24 points and made four steals to lead Cincinnati to an 86-58 win over Ohio.

**Defining Moment:** UC broke a 40-all tie with a 24-5 scoring run early in the second half.

**Key Stats:** The Bearcats forced 18 turnovers by making 14 steals and forcing two shot clock violations.

**Performance Leaders:** Downey career-high 24 points, career-high 5 assists, 4 steals; James White 18 points, 7 rebounds; Eric Hicks 9 rebounds, 5 blocks.

OHIO	min	fg-a	3fg-a	ft-a	reb	ast	to	bk	st	pf	pts
Sonny Troutman	33	6-12	3-6	2-4	6	5	2	0	0	4	17
Leon Williams	31	4-10	0-0	1-2	9	0	3	0	0	4	9
Mychal Green	35	2-11	1-6	4-6	6	2	3	1	1	2	9
Jeremy Fears	28	1-12	0-5	0-0	2	5	3	0	0	1	2
Jeff Halbert	10	2-2	1-1	0-0	2	0	0	0	0	1	5
Johnnie Jackson	4	0-2	0-2	1-2	0	0	0	0	0	1	1
Whitney Davis	31	4-11	2-4	0-0	6	0	3	1	2	0	10
Antonio Chatman	12	0-0	0-0	0-0	1	0	1	0	0	0	0
Ken Otrix	1	0-1	0-0	0-0	1	0	0	0	0	0	0
Jerome Tillman	15	2-4	0-0	1-2	5	0	1	1	0	2	5
Team					3	2					
<b>Totals</b>	<b>200</b>	<b>21-65</b>	<b>7-24</b>	<b>9-16</b>	<b>41</b>	<b>12</b>	<b>18</b>	<b>3</b>	<b>3</b>	<b>15</b>	<b>58</b>
		.323	.292	.563							

CINCINNATI	min	fg-a	3fg-a	ft-a	reb	ast	to	bk	st	pf	pts
Eric Hicks	33	4-7	0-0	0-0	9	2	1	5	3	0	8
Cedric McGowan	26	4-7	0-0	0-1	8	1	1	0	1	0	8
Armein Kirkland	26	4-11	3-7	0-0	2	1	0	1	1	2	11
James White	36	7-13	1-4	3-4	7	4	0	1	2	2	18
Devan Downey	33	10-16	0-2	4-5	1	5	3	0	4	1	24
Chadd Moore	19	2-4	2-4	0-0	4	2	3	0	2	2	6
Dominic Tilford	3	0-2	0-1	0-0	1	0	1	0	0	0	0
Pat Watt	1	0-0	0-0	0-0	1	0	0	0	0	1	0
Jihad Muhammad	12	1-5	0-1	0-0	3	2	0	0	1	1	2
Branden Miller	1	0-0	0-0	0-0	0	0	0	0	0	0	0
Ronald Allen	6	1-1	1-1	2-2	1	0	1	0	0	3	5
DeAndre Coleman	1	0-0	0-0	2-2	0	0	0	0	0	2	0
Erick Murray	3	1-1	0-0	0-0	0	0	0	0	0	0	2
Team					2						
<b>Totals</b>	<b>200</b>	<b>34-67</b>	<b>7-20</b>	<b>11-14</b>	<b>39</b>	<b>17</b>	<b>10</b>	<b>7</b>	<b>14</b>	<b>12</b>	<b>86</b>
		.507	.350	.786							

**Halftime:** Cincinnati 39, Ohio 38. **Dead Ball Rebounds:** Cincinnati 2, Ohio 5. **Technical:** None. **Officials:** Ted Hillary, Karl Hess, Bernard Clinton. **Attendance:** 9,133.

**GAME 9** Cincinnati 84  
Ark.-Monticello 63

Dec. 19, 2005 Cincinnati, OH

**Final:** Five Bearcats scored in double figures as Cincinnati defeated Arkansas-Monticello, 84-63.

**Defining Moment:** UC opened a 10-point lead in the final six minutes of the first half.

**Key Stat:** UC shot a season-high .857 at the foul line.

**Performance Leaders:** James White 18 points; Eric Hicks 15 points; Jihad Muhammad 15 points.

ARK.-MONT.	min	fg-a	3fg-a	ft-a	reb	ast	to	bk	st	pf	pts
B. Mayweather	30	5-10	0-0	3-4	8	3	4	2	1	3	13
Billy McDaniel	39	4-10	1-7	0-0	4	2	4	1	1	3	9
MJumbe Williams	15	2-7	1-4	0-0	4	2	0	0	1	2	5
Torre Doty	26	6-14	0-2	2-2	5	0	1	0	1	0	14
Nate Newell	38	-11	3-7	3-4	3	3	2	1	1	0	14
Robert Miller	23	1-2	0-1	0-0	1	4	2	0	0	4	2
DeMarcus Wilson	1	0-0	0-0	0-0	2	0	0	0	0	1	0
Ron MCGrew	10	2-2	0-0	0-0	1	0	2	0	0	3	4
Team					3					1	
<b>Totals</b>	<b>200</b>	<b>25-56</b>	<b>5-21</b>	<b>8-10</b>	<b>31</b>	<b>14</b>	<b>15</b>	<b>4</b>	<b>5</b>	<b>17</b>	<b>63</b>
		.446	.238	.800							

CINCINNATI	min	fg-a	3fg-a	ft-a	reb	ast	to	bk	st	pf	pts
Eric Hicks	31	5-8	0-0	5-7	6	2	0	3	0	0	15
Cedric McGowan	29	1-3	1-1	6-6	13	1	0	0	1	2	9
Armein Kirkland	30	3-10	3-5	3-4	4	3	1	0	0	0	12
James White	26	6-12	2-6	4-4	6	1	4	1	3	1	18
Devan Downey	27	6-14	1-3	0-0	2	3	2	0	1	0	13
Chadd Moore	15	0-1	0-0	1-0	1	4	0	1	1	1	0
Dominic Tilford	7	1-4	0-2	0-0	1	1	1	0	0	2	2
Pat Watt	2	0-0	0-0	0-0	0	0	0	0	0	0	0
Jihad Muhammad	20	5-9	5-8	0-0	0	0	0	0	1	3	15
Branden Miller	3	0-0	0-0	0-0	0	0	0	0	0	0	0
Ronald Allen	10	0-2	0-1	0-0	0	0	0	0	1	2	0
Team					4						
<b>Totals</b>	<b>200</b>	<b>27-63</b>	<b>12-27</b>	<b>18-21</b>	<b>37</b>	<b>15</b>	<b>10</b>	<b>5</b>	<b>8</b>	<b>11</b>	<b>84</b>
		.429	.444	.857							

**Halftime:** Cincinnati 38, Ark.-Monticello 28. **Dead Ball Rebounds:** Cincinnati 1, Ark.-Monticello 3. **Technical:** Ark.-Monticello bench. **Officials:** Ray Natili, Manny Upton, Jeff Nichols. **Attendance:** 6,024.

**GAME 6** Cincinnati 92  
Vanderbilt 83

Dec. 10, 2005 Nashville, TN

**Final:** James White and Devan Downey each scored 18 points to lead Cincinnati to a 92-83 win over Vanderbilt, breaking VU's 28-game home non-league win streak.

**Defining Moment:** UC stretched a six-point lead to 16 with a 13-3 run in the final five minutes of the first half.

**Key Stats:** The Bearcats shot season highs of .484 from the field and .833 at the foul line.

**Performance Leaders:** White 18 points, 7-of-9 shooting, 7 rebounds; Downey 18 points, 4 steals; Armein Kirkland 15 points, 5 assists.

CINCINNATI	min	fg-a	3fg-a	ft-a	reb	ast	to	bk	st	pf	pts
Eric Hicks	30	4-9	0-0	5-5	8	1	1	1	0	5	13
Cedric McGowan	27	3-5	0-1	4-4	5	1	1	0	0	3	10
Armein Kirkland	33	5-13	2-4	3-6	3	5	2	1	1	1	15
James White	33	7-9	4-5	0-0	7	0	4	2	3	4	18
Devan Downey	30	5-11	0-2	8-9	2	2	1	0	4	4	18
Chadd Moore	22	2-4	0-1	5-6	0	1	1	0	1	3	9
Jihad Muhammad	18	4-10	1-4	0-0	3	1	0	0	0	0	9
Ronald Allen	7	0-1	0-1	0-0	3	0	0	0	0	4	0
Team					3	1					
<b>Totals</b>	<b>200</b>	<b>30-62</b>	<b>7-18</b>	<b>25-30</b>	<b>32</b>	<b>11</b>	<b>10</b>	<b>4</b>	<b>9</b>	<b>24</b>	<b>92</b>
		.484	.389	.833							

VANDERBILT	min	fg-a	3fg-a	
------------	-----	------	-------	--

**GAME 11** Cincinnati 75  
LSU 72

Dec. 23, 2005 Las Vegas, NV

**Final:** James White scored eight points in the final 2:27 to lift Cincinnati to a 75-72 win over LSU.

**Defining Moment:** With UC trailing, 72-67, White hit 3-pointers at the 2:27 and 1:51 marks, then sank a pair of free throws with 17 seconds remaining.

**Key Stat:** UC forced 23 turnovers and scored 20 points off of turnovers.

**Performance Leaders:** White 19 points; Eric Hicks 21 points, 7 rebounds, 3 blocks; Armein Kirkland 12 points, 4 assists; Devan Downey 11 points, 8 assists.

LSU	min	fg-a	3fg-a	ft-a	reb	ast	to	bk	st	pf	pts
Glen Davis	34	9-15	0-0	3-4	8	0	5	3	2	3	21
Tasmin Mitchell	31	4-6	0-1	2-2	1	2	3	0	0	3	10
Ben Voogd	17	0-2	0-0	2-2	0	4	4	0	0	1	2
Tyrus Thomas	25	4-7	0-0	4-7	13	4	3	2	1	2	12
Darrell Mitchell	40	7-13	2-5	1-3	3	5	5	0	2	2	17
Tack Minor	14	3-5	0-0	0-1	0	3	2	0	2	1	6
Garrett Temple	15	0-2	0-2	0-0	1	0	1	0	1	3	0
Magnum Rolle	6	0-0	0-0	0-0	1	0	0	0	0	1	0
Darnell Lazare	10	1-3	0-0	2-2	5	0	0	0	0	0	4
Team					6						
<b>Totals</b>	<b>200</b>	<b>28-53</b>	<b>2-8</b>	<b>14-21</b>	<b>38</b>	<b>18</b>	<b>23</b>	<b>5</b>	<b>8</b>	<b>16</b>	<b>72</b>
		<b>.528</b>	<b>.250</b>	<b>.667</b>							

CINCINNATI	min	fg-a	3fg-a	ft-a	reb	ast	to	bk	st	pf	pts
Eric Hicks	37	9-13	0-0	3-5	7	2	4	3	0	2	21
Cedric McGowan	10	0-2	0-1	0-0	1	1	0	1	0	0	0
Armein Kirkland	36	5-12	2-6	0-0	4	4	3	1	2	3	12
James White	40	5-10	3-5	6-8	5	0	0	2	2	19	
Devan Downey	31	5-14	1-2	0-0	1	8	3	1	0	2	11
Chadd Moore	16	0-1	0-1	1-2	2	0	1	0	0	0	1
Jihad Muhammad	24	3-7	3-4	0-0	0	1	2	0	1	3	9
Ronald Allen	6	1-1	0-0	0-0	2	0	1	0	0	2	2
Team					3						
<b>Totals</b>	<b>200</b>	<b>28-60</b>	<b>9-19</b>	<b>10-15</b>	<b>25</b>	<b>16</b>	<b>14</b>	<b>6</b>	<b>5</b>	<b>14</b>	<b>75</b>
		<b>.467</b>	<b>.474</b>	<b>.667</b>							

**Halftime:** Cincinnati 39, LSU 37. **Dead Ball Rebounds:** Cincinnati 3, LSU 3. **Technical:** None. **Officials:** Bruce Hicks, Martin Cota, Jim Giron. **Attendance:** 1,000.

**GAME 13** Cincinnati 105  
N. Carolina A&T 69

Dec. 30, 2005 Cincinnati, OH

**Final:** Eric Hicks' career-high 24 points sparked Cincinnati's 105-69 win over North Carolina A&T.

**Defining Moment:** UC took control with an early 11-0 run.

**Key Stat:** Six Bearcats scored in double figures.

**Performance Leaders:** Hicks 24 points, 10 rebounds, 16th career double-double; Devan Downey career-high 11 assists, 13 points; James White 23 points.

N.C. A&T	min	fg-a	3fg-a	ft-a	reb	ast	to	bk	st	pf	pts
Trahern Chaplin	25	3-5	2-3	2-2	6	0	0	1	0	0	10
Greg Roberts	26	3-11	0-0	0-0	4	1	1	0	1	3	6
Jason Wills	24	5-10	0-0	1-3	4	2	3	0	1	2	11
Leslie Powell	26	4-9	0-1	1-1	2	0	7	0	2	4	9
Derek Crumpton	13	2-4	1-3	0-0	3	0	1	0	0	2	5
Demetrius Guions	20	2-8	1-3	1-2	2	2	4	0	1	2	6
Michael Hayes	19	4-7	3-4	1-2	2	2	0	0	2	14	
Christopher Faison	14	1-3	0-1	0-0	1	2	2	0	1	0	2
Walter Booth	16	1-6	0-1	0-0	4	1	1	0	0	1	2
James Porter	12	1-2	0-0	1-2	2	1	1	0	0	2	3
Michael Williams	5	0-0	0-0	1-3	2	0	0	0	0	2	1
Team					4	2					
<b>Totals</b>	<b>200</b>	<b>26-65</b>	<b>7-16</b>	<b>10-16</b>	<b>35</b>	<b>11</b>	<b>24</b>	<b>1</b>	<b>6</b>	<b>20</b>	<b>69</b>
		<b>.400</b>	<b>.438</b>	<b>.625</b>							

CINCINNATI	min	fg-a	3fg-a	ft-a	reb	ast	to	bk	st	pf	pts
Eric Hicks	32	11-14	0-0	2-4	10	1	3	7	1	1	24
Cedric McGowan	23	4-7	0-1	4-4	5	0	0	0	2	2	12
Armein Kirkland	24	3-6	1-2	4-4	3	2	1	0	0	2	11
James White	30	8-13	4-5	3-4	5	4	1	1	4	2	23
Devan Downey	27	3-8	1-2	6-8	2	11	2	0	2	2	13
Chadd Moore	15	2-4	1-3	0-0	3	0	2	0	1	1	5
Dominic Tillford	19	1-4	1-3	0-0	1	3	0	0	1	0	3
Pat Watt	2	0-0	0-0	0-0	0	1	0	0	0	0	0
Jihad Muhammad	11	1-5	0-3	0-0	3	2	0	1	2	3	
Branden Miller	3	0-0	0-0	1-2	1	0	0	0	0	0	1
Ronald Allen	14	4-6	2-3	1-2	4	0	2	0	1	4	11
Team					3						
<b>Totals</b>	<b>200</b>	<b>37-67</b>	<b>10-22</b>	<b>12-24</b>	<b>40</b>	<b>25</b>	<b>13</b>	<b>8</b>	<b>13</b>	<b>17</b>	<b>105</b>
		<b>.552</b>	<b>.455</b>	<b>.750</b>							

**Halftime:** Cincinnati 52, N.C. A&T 34. **Dead Ball Rebounds:** Cincinnati 4, N.C. A&T 3. **Technical:** None. **Officials:** Ed Corbett, Ray Perone, Mike Roberts. **Attendance:** 8,559.

**GAME 15** Cincinnati 70  
Marquette 66

Jan. 7, 2006 Milwaukee, WI

**Final:** Eric Hicks recorded a triple-double to lead Cincinnati to a 70-66 win over Marquette.

**Defining Moment:** UC overcame a nine-point deficit in the second half with a 15-2 scoring run.

**Key Stat:** UC limited Marquette to .379 shooting.

**Performance Leaders:** Hicks 22 points, 12 rebounds, 10 blocks (ties UC record); Armein Kirkland 14 points—7 in the comeback scoring run, 5 rebounds; Devan Downey career high five steals.

CINCINNATI	min	fg-a	3fg-a	ft-a	reb	ast	to	bk	st	pf	pts
Eric Hicks	38	9-13	1-2	3-5	12	2	0	10	1	0	22
Cedric McGowan	26	2-2	0-0	2-2	4	2	2	1	0	3	6
Armein Kirkland	37	5-9	2-5	2-3	5	3	2	0	0	3	14
James White	27	4-13	2-6	2-3	5	2	2	4	1	4	12
Devan Downey	27	2-9	0-1	2-2	3	2	2	1	5	1	6
Chadd Moore	10	0-1	0-0	0-0	0	1	0	0	0	0	0
Jihad Muhammad	26	4-11	1-5	1-2	6	1	4	1	0	4	10
Ronald Allen	9	0-2	0-1	0-0	2	0	1	1	0	0	0
Team					5						
<b>Totals</b>	<b>200</b>	<b>26-60</b>	<b>6-21</b>	<b>12-17</b>	<b>42</b>	<b>12</b>	<b>14</b>	<b>18</b>	<b>7</b>	<b>15</b>	<b>70</b>
		<b>.433</b>	<b>.286</b>	<b>.706</b>							

MARQUETTE	min	fg-a	3fg-a	ft-a	reb	ast	to	bk	st	pf	pts
Steve Novak	37	5-9	4-7	3-4	10	2	0	0	1	3	17
Ryan Amoroso	12	1-4	0-0	0-0	3	0	0	0	1	1	2
Dominic James	33	6-15	2-4	4-4	6	4	3	1	2	2	18
Jerel McNeal	35	7-21	0-3	2-2	4	2	3	0	1	3	16
Joe Chapman	27	1-3	0-2	0-0	2	0	1	0	1	1	2
Dan Fitzgerald	25	2-5	0-1	0-1	1	4	3	0	1	1	4
Dwight Burke	1	0-0	0-0	0-0	0	0	0	0	0	0	0
Ousmane Barro	15	3-6	0-0	0-0	2	1	1	0	0	4	6
Jamil Lott	15	0-3	0-0	1-2	3	0	2	2	2	1	1
Team					5						
<b>Totals</b>	<b>200</b>	<b>25-66</b>	<b>6-19</b>	<b>10-13</b>	<b>36</b>	<b>13</b>	<b>13</b>	<b>4</b>	<b>8</b>	<b>16</b>	<b>66</b>
		<b>.379</b>	<b>.316</b>	<b>.769</b>							

**Halftime:** Marquette 46, Cincinnati 36. **Dead Ball Rebounds:** Cincinnati 2, Marquette 2. **Technical:** None. **Officials:** Ed Corbett, Michael Stephens, Jeff Clark. **Attendance:** 15,105.

**GAME 12** Cincinnati 75  
Miami (Ohio) 65

Dec. 28, 2005 U.S. Bank Arena Cincinnati, OH

**Final:** Jihad Muhammad keyed a second-half comeback as Cincinnati turned back Miami, 75-65.

**Defining Moment:** Muhammad made a pair of steals and turned them into baskets to key an 11-0 run which rallied UC from a five-point deficit in the second half.

**Key Stat:** UC outscored Miami at the foul line, 23-8.

**Performance Leaders:** Devan Downey 19 points; Muhammad 15 points, 4 rebounds, 4 assists, 2 blocks; Cedric McGowan 10 points, 7 rebounds.

MIAMI (Ohio)	min	fg-a	3fg-a	ft-a	reb	ast	to	bk	st	pf	pts
Michael Bramos	20	1-4	0-2	0-0	5	1	0	1	1	2	2
Nate VanderStuis	21	2-5	0-0	0-0	3	0	2	2	0	2	4
Doug Penno	26	2-5	2-5	0-2	4	3	1	0	0	4	6
Josh Hausfeld	17	1-5	1-5	0-0	0	1	0	1	0	1	3
William Hatcher	40	11-17	2-4	2-2	3	5	3	1	3	2	26
Lawrence Ross	1	1-1	1-1	0-0	0	0	0	0	0	1	3
Chad Troyer	11	0-2	0-2	0-0	2	0	0	0	0	1	0
Monty St. Clair	18	1-5	1-4	1-2	1	1	1	0	1	2	4
Nathan Peavy	16	1-6	0-0	2-3	3	0	2	0	0	3	4
Tim Pollitz	30	5-14	0-2	3-4	8	1	3	1	0	0	13
Team					3						
<b>Totals</b>	<b>200</b>	<b>25-64</b>	<b>7-25</b>	<b>8-13</b>	<b>32</b>	<b>12</b>	<b>12</b>	<b>6</b>	<b>5</b>	<b>19</b>	<b>65</b>
		<b>.391</b>	<b>.280</b>	<b>.615</b>							

CINCINNATI	min	fg-a	3fg-a	ft-a	reb	ast	to	bk	st	pf	pts
Eric Hicks	34	5-7	1-1	0-0	9	1	4	4	0	2	11
Cedric McGowan	34	5-9	0-1	0-0	7	1	0	1	0	10	
Armein Kirkland	30	2-8	0-0	5-6	5	3	2	0	0	0	9
James White	31	1-6	0-1	8-9							

**GAME 17** (24) Syracuse 77  
(25) Cincinnati 58

Jan. 14, 2006 Cincinnati, OH

**Final:** Gerry McNamara's 29 points, 22 in the second half, led Syracuse to a 77-58 win over Cincinnati.

**Defining Moment:** The Orange broke the game open with a 10-0 scoring run early in the second half.

**Key Stat:** Syracuse scored 36 points in the paint.

**Performance Leaders:** James White 16 points; Eric Hicks 9 points, 7 rebounds.

SYRACUSE	min	fg-a	3fg-a	ft-a	reb	ast	to	bk	st	pf	pts
Terrence Roberts ...	40	4-8	0-0	3-5	10	1	1	1	0	2	11
Demetris Nichols ....	38	7-15	1-4	3-5	10	2	2	0	2	2	18
Darryl Watkins .....	17	2-3	0-0	0-0	5	0	1	3	0	4	4
Gerry McNamara ...	37	10-18	5-9	4-4	4	6	3	0	0	2	29
Eric Devendorf .....	17	2-5	0-2	0-0	3	0	2	0	1	5	4
Andy Rautins .....	4	0-1	0-1	0-0	0	1	0	0	0	1	0
Arinze Onuaku .....	23	3-5	0-0	0-0	8	2	1	0	0	2	6
Josh Wright .....	2	0-0	0-0	0-0	0	0	0	0	0	0	0
Louie McCroskey ...	22	1-8	0-1	3-4	8	0	4	0	1	4	5
Team .....					3		1				
<b>Totals .....</b>	<b>200</b>	<b>29-63</b>	<b>6-17</b>	<b>13-18</b>	<b>51</b>	<b>12</b>	<b>15</b>	<b>4</b>	<b>4</b>	<b>22</b>	<b>77</b>
		<b>.460</b>	<b>.353</b>	<b>.722</b>							

CINCINNATI	min	fg-a	3fg-a	ft-a	reb	ast	to	bk	st	pf	pts
Eric Hicks .....	31	3-8	0-0	3-7	7	0	0	0	0	4	9
James White .....	40	5-13	1-4	5-7	2	2	3	0	1	4	16
Cedric McGowan ...	25	3-5	0-0	0-0	8	1	2	1	1	3	6
Chadd Moore .....	22	2-7	0-4	0-0	1	0	1	0	0	3	4
Devan Downey .....	28	3-10	0-1	3-5	1	3	1	0	4	4	9
Domonic Tilford .....	2	0-1	0-1	2-2	0	0	0	0	0	0	2
Jihad Muhammad ..	29	2-9	2-7	0-0	2	1	0	1	1	1	6
Ronald Allen .....	15	1-3	1-2	1-2	2	0	0	0	1	0	4
Connor Barwin .....	8	0-1	0-0	2-3	1	0	0	0	1	0	2
Team .....					3						
<b>Totals .....</b>	<b>200</b>	<b>19-57</b>	<b>4-19</b>	<b>16-26</b>	<b>27</b>	<b>7</b>	<b>7</b>	<b>2</b>	<b>9</b>	<b>19</b>	<b>58</b>
		<b>.333</b>	<b>.211</b>	<b>.615</b>							

**Halftime:** Cincinnati 34, Syracuse 34. **Dead Ball Rebounds:** Syracuse 4, Cincinnati 5. **Technical:** None. **Officials:** Ed Hightower, John Hughes, Jim Haney. **Attendance:** 13,176.

**GAME 18** Xavier 73  
Cincinnati 71

Jan. 19, 2006 Cintas Center Cincinnati, OH

**Final:** James White's last-second game-winning trey attempt was off the mark to allow Xavier to claim a 73-71 overtime win over Cincinnati.

**Defining Moment:** UC overcame a six-point deficit in the final 30 seconds on treys by Devan Downey and Jihad Muhammad to send the game into overtime. XU had a five-point lead with 1:22 remaining in OT.

**Key Stat:** Xavier outscored UC at the foul line, 16-5.

**Performance Leaders:** Devan Downey 22 points, 5 assists; Eric Hicks 12 points, 9 rebounds, 7 blocks.

CINCINNATI	min	fg-a	3fg-a	ft-a	reb	ast	to	bk	st	pf	pts
Eric Hicks .....	38	5-12	1-1	1-3	9	0	1	7	1	4	12
James White .....	43	7-18	1-6	1-2	4	3	3	0	0	3	16
Cedric McGowan ...	39	5-10	1-2	0-1	7	2	2	0	2	3	11
Chadd Moore .....	13	0-4	0-2	0-0	3	2	0	0	1	0	0
Devan Downey .....	44	8-18	4-6	2-3	5	5	1	0	3	2	22
Jihad Muhammad ..	35	3-13	3-7	1-2	5	0	2	1	2	5	10
Ronald Allen .....	6	0-0	0-0	0-0	1	0	0	0	0	4	0
Connor Barwin .....	7	0-0	0-0	0-0	3	1	0	0	0	2	0
Team .....					4						
<b>Totals .....</b>	<b>225</b>	<b>28-75</b>	<b>10-24</b>	<b>5-11</b>	<b>41</b>	<b>13</b>	<b>9</b>	<b>8</b>	<b>9</b>	<b>23</b>	<b>71</b>
		<b>.373</b>	<b>.417</b>	<b>.455</b>							

XAVIER	min	fg-a	3fg-a	ft-a	reb	ast	to	bk	st	pf	pts
Brian Thornton .....	37	7-9	0-0	6-10	12	3	1	2	0	2	20
Justin Cage .....	30	3-8	0-0	3-5	8	2	3	1	0	5	9
Justin Doellman .....	36	2-9	0-3	3-4	13	3	2	5	2	1	7
Dedrick Finn .....	36	3-12	1-8	0-2	5	2	3	0	3	3	7
Stanley Burrell .....	40	9-15	0-3	2-4	3	0	3	0	0	1	20
Josh Duncan .....	25	2-10	0-3	2-2	4	2	0	1	0	3	6
B.J. Raymond .....	4	0-0	0-0	0-0	4	1	1	0	0	0	0
Johnny Wolf .....	9	0-1	0-1	0-0	0	0	0	0	0	0	0
Will Caudle .....	8	2-4	0-0	0-1	2	0	0	0	0	1	4
Team .....					5						
<b>Totals .....</b>	<b>225</b>	<b>28-68</b>	<b>1-18</b>	<b>16-28</b>	<b>56</b>	<b>13</b>	<b>13</b>	<b>9</b>	<b>5</b>	<b>16</b>	<b>73</b>
		<b>.412</b>	<b>.056</b>	<b>.571</b>							

**Halftime:** Cincinnati 37, Xavier 30. **Dead Ball Rebounds:** Xavier 6, Cincinnati 2. **Technical:** None. **Officials:** Ed Corbett, Fran Connolly, Reggie Greenwood. **Attendance:** 10,250.



**ANDY KENNEDY**

Head Coach

- First year as a head coach at any level.
- Has directed the Bearcats to a 13-5 start, beating seven opponents ranked in the top 100 of the RPI.
- Member of the Cincinnati staff for the past four years, serving as associ-

ate head coach last season.

- UC's recruiting coordinator; he attracted three Top 10-ranked recruiting classes.
- Prepared for his head coaching debut with 10 seasons of service as an assistant or associate at the college level.
- Was an assistant at UAB for five years (1996-01), helping the Blazers compile a 90-66 record and reach postseason play three times.
- Made his coaching debut as an assistant at South Alabama in 1994.
- No. 2 all-time leading scorer at UAB, where he still holds or shares 20 school records.
- Played professionally for four seasons, starting with the Charlotte Hornets and then playing in Greece, Holland, Spain and Puerto Rico.

**Andy Kennedy Coaching Record**

Season	School	Record
1994-95	South Alabama	Asst. Coach 8 -15
1996-97	UAB	Asst. Coach 18 -14 NIT
1997-98	UAB	Asst. Coach 21 -12 NIT
1998-99	UAB	Asst. Coach 20 -12 NCAA
1999-00	UAB	Asst. Coach 14 -14
2000-01	UAB	Asst. Coach 17 -14
2001-02	Cincinnati	Asst. Coach 31 -4 NCAA
2002-03	Cincinnati	Asst. Coach 17 -12 NCAA
2003-04	Cincinnati	Asst. Coach 25 -7 NCAA
2004-05	Cincinnati	Assoc. Head Coach 25 -8 NCAA
2005-06	Cincinnati	Head Coach 13 -5

**As a Player**

- 1986-87 Freshman at North Carolina State, coached by Jim Valvano
- 1987-91 Completed career at UAB, coached by Gene Bartow
- 1991-94 Played professionally in the NBA (Charlotte) and in Europe

**Education**

- 1991 Bachelor of Arts, UAB

**Personal**


- Born March 13, 1968 in Louisville, Miss.
- Married: wife Kimber; daughters Meagan (9) and Kaitlyn (5)



## FRANK MARTIN

Assistant Coach

- Second year on the Cincinnati staff.
- Works with the Bearcat guards, after tutoring the frontcourt players last year.
- Has compiled 21 years of coaching experience, five in the college ranks.
- Was previously assistant coach at Northeastern University where his efforts in recruiting helped the Huskies set their best record in 11 seasons.
- Coached in the high school ranks in the Miami, Fla. area for 16 seasons where his teams dominated the competition.
- Directed Miami Senior High to three consecutive Florida 6A state titles.



## CORIE BLOUNT

Assistant Coach

- Former Bearcat who returns to his alma mater after an 11-year career in the NBA.
- Joined the staff on Dec. 6.
- Works with the UC frontcourt players.
- Was the starting center on the 1992 UC team that reached the Final Four and the 1993 team that advanced to the Elite Eight before losing to eventual national champion North Carolina in overtime.
- Averaged 9.4 points, 7.0 rebounds and 1.5 blocks in his two-season career.
- Drafted in the first round of the 1993 NBA Draft by the Chicago Bulls.
- Played for Chicago (1993-95), the Los Angeles Lakers (1995-98), Cleveland (1998-99), Phoenix (1999-2001), Golden State (2001), Philadelphia (2002), Chicago (2003-04) and Toronto (2004).
- Retired before the start of the 2004-05 season with career averages of 3.6 points and 4.2 rebounds.



## ANDY ASSALEY

Assistant to the Head Coach

- Fifth season on the Cincinnati staff and first in the newly-created position of assistant to the head coach.
- Joined UC staff in 2001 as administrative assistant.
- Promoted to video coordinator in 2003.
- Previously served as varsity assistant and junior varsity coach at Cincinnati Country Day (1995-2001), helping school earn spots in the district finals of the state championships in 1999 and 2001.
- Junior varsity team was 20-0 in 1999.
- Has taught at the Five Star summer basketball camp.



**23 RONALD ALLEN**  
6-9, 225 Jr. Los Angeles, Calif.

- Top sub to the Bearcat front line positions.
- Will need to play a bigger role with the loss of Armein Kirkland.
- Played in all 18 games.
- Tied a career high with 11 points vs. North Carolina A&T, making a pair of 3-pointers.
- Is 9-for-17 from 3-point range this season.
- Set UC career highs with 11 points and five rebounds vs. Holy Cross (11/25/05).
- Scored nine points vs. Illinois State (11/22/05), going 3-of-3 from 3-point range, in a span of 1:31.
- Had four points and two rebounds vs. Syracuse (1/14/06).
- Scored two points in his UC debut vs. Murray State (11/19/05).
- The devastation of Hurricane Katrina brought him to the Bearcats.
- Was scheduled to return to the Xavier University of New Orleans team for his junior season before the hurricane shut the school and forced him to evacuate.
- Fled to Cincinnati and was granted immediate eligibility by the NCAA.
- Averaged 4.9 points and 2.6 rebounds after recovering from an early season injury to play the final 19 games at Xavier last season.
- Played at Los Angeles City College in 2003-04.
- Was a McDonald's All-American nominee as a senior at Artesia High in Los Angeles.
- Named to the California Interscholastic Federation area Sweet 16 players team.

**2005-06 Game-by-Game Statistics**

	Min	Fg-Fga	3g-3ga	Ft-Fta	Pts	Reb	Ast	St	Blk	TO	Pf
Murray State .....	2	0-1	0-0	2-2	2	1	0	0	0	0	0
Illinois State .....	7	3-3	3-3	0-0	9	1	0	0	1	1	2
Holy Cross .....	14	4-7	2-2	1-2	11	5	0	0	1	2	1
Dayton .....	6	1-3	0-1	2-2	4	2	1	0	1	1	1
Memphis .....	11	0-2	0-1	0-0	0	4	0	1	0	1	1
Vanderbilt .....	7	0-1	0-1	0-0	0	3	0	0	0	0	4
Ohio .....	6	1-1	1-1	2-2	5	1	0	0	0	1	3
Tennessee Tech .....	12	1-3	0-1	0-0	2	1	0	0	0	1	2
Ark.-Monticello ...	10	0-2	0-1	0-0	0	0	0	1	0	0	2
Dayton .....	13	1-3	0-0	1-2	3	5	0	0	0	0	3
LSU .....	6	1-1	0-0	0-0	2	2	0	0	0	1	2
Miami (Ohio) .....	4	0-0	0-0	1-2	1	0	0	0	0	0	1
N.C. A&T .....	14	4-6	2-3	1-2	11	4	0	1	0	2	4
DePaul .....	3	1-1	0-0	0-0	2	0	0	0	0	0	1
Marquette .....	9	0-2	0-1	0-0	0	2	0	0	1	1	0
Connecticut .....	7	0-0	0-0	0-0	0	0	0	0	0	0	2
Syracuse .....	15	1-3	1-2	1-2	4	2	0	1	0	0	0
Xavier .....	6	0-0	0-0	0-0	0	1	0	0	0	0	4
Rutgers .....											
Louisville .....											
Georgetown ...											
USF .....											
West Virginia ...											
Louisville .....											
Pittsburgh .....											
Syracuse .....											
Providence .....											
Villanova .....											
Seton Hall .....											
West Virginia											

\*denotes games started


**Career Highs**

Points .....	11	multiple opp.	FTA .....	2	multiple opp.
FG .....	4	multiple opp.	Rebounds ...	5	multiple opp.
FGA .....	7	Holy Cross (11/25/05)	Assists .....	1	Dayton (11/29/05)
3FG .....	3	Illinois St. (11/22/05)	Steals .....	1	multiple opp.
3FGA .....	3	multiple opp.	Blocks .....	1	multiple opp.
FT .....	2	multiple opp.			

**CAREER STATISTICS**

Season	G-GS	Min -Avg	FG-FGA Pct	3G-3GA Pct	FT-FTA Pct	PTS -Avg	REB -Avg	AST -Avg	St Blk	Dk	TO	PF-D
2004-05	19-0	213 -11.2	39 -84 .464	2 -11 .182	13 -22 .591	93 -4.9	45 -2.4	0 -0.0	1 4	-	33	46 -0
2005-06	18-0	152 -8.4	18 -39 .462	9 -17 .529	11 -16 .688	56 -3.1	34 -1.9	1 -0.1	4 4	2	11	33 -0
<b>Career</b>	<b>37-0</b>	<b>365 -9.9</b>	<b>57 -123 .463</b>	<b>11 -28 .393</b>	<b>24 -38 .632</b>	<b>149 -4.0</b>	<b>79 -2.1</b>	<b>1 0.0</b>	<b>5 8</b>	<b>2</b>	<b>44</b>	<b>79 -0</b>

\*2004-05 Stats from Xavier University of Louisiana



**3 DEVAN DOWNEY**  
5-10, 175 Fr. Chester, S.C.

- Newcomer who has made the biggest impact thus far, both with the Bearcats and in the BIG EAST Conference.
- National and BIG EAST Freshman of the Year candidate.
- Team's third-leading scorer (13.6) and leader in

assists (4.0) and steals (2.2).

- Has made 13 steals over his last four games and has had three or more steals in eight games.
- Keyed UC's 10-game win streak, averaging 14.7 points and 5.1 assists.
- Has averaged 4.8 assists over his last six games.
- Scored 22 points vs. Xavier (1/19/06), making a career-high four 3-pointers, including a trey with 30 seconds left in regulation that helped rally UC from a six-point deficit and send the game into overtime.
- Recorded a career-high five steals vs. Marquette (1/7/06).
- Dished out a career-high 11 assists vs. North Carolina A&T (12/30/05), and with 13 points, recorded his first career double-double.
- Tallied 19 points, going 9-of-9 at the foul line, in win over Miami (Ohio) (12/28/05).
- Keyed the Las Vegas Holiday Classic victory over Dayton (12/22/05) with 21 points, going 7-of-13 from the field and 7-of-7 at the foul line.
- Dished out eight assists and had 11 points in the win over LSU (12/23/05).
- Took over the starting assignment at point guard in the third game of the season.
- Earned BIG EAST Conference Rookie of the Week honors in back-to-back weeks (Dec. 12, Dec. 19).
- Averaged 20.0 points, 7.0 assists and 3.5 steals in wins over Ohio (12/14/05) and Tennessee Tech (12/17/05) to earn his second BIG EAST Rookie of the Week award.
- Recorded nine assists and a career-high seven rebounds vs. Tennessee Tech (12/17/05).
- Scored a career-high 24 points on 10-of-16 shooting vs. Ohio (12/14/05), also dishing out five assists and tying another personal best with four steals.
- Scored 18 points, 16 in the second half, and made four steals to key the win over Vanderbilt (12/10/05), earning BIG EAST Rookie of the Week honors.
- Recorded 14 points and two assists vs. Memphis (12/3/05).
- Made his first career start vs. Holy Cross (11/25/05) and responded with 12 points, five rebounds, three assists and four steals.
- Exploded for 21 points, shooting 7-of-12 from the field vs. Illinois State (11/22/05), also had four steals and three assists.
- South Carolina Class AAA Player of the Year and Mr. Basketball honoree as a senior at Chester High.
- Averaged 36.9 points, 6.1 assists, 4.3 rebounds and 4.7 steals.
- Showed his long-distance scoring ability by averaging three 3-pointers per game.
- Had a single game scoring high of 67 points and once made 32 straight free throws.
- Scored 2,738 career points, most ever in South Carolina prep history.
- Three-time first team all-state selection and finalist for the Gatorade National Player of the Year award.

**2005-06 Game-by-Game Statistics**

	Min	Fg-Fga	3g-3ga	Ft-Fta	Pts	Reb	Ast	St	Blk	TO	Pf
Murray State .....	15	1-2	0-0	2-4	4	1	3	0	0	1	4
Illinois State .....	30	7-12	2-3	5-5	21	1	3	4	0	3	2
Holy Cross .....	* 23	3-5	1-2	5-7	12	5	3	4	0	3	3
Dayton .....	* 30	3-12	0-3	2-2	8	2	0	2	1	3	3
Memphis .....	* 32	5-11	0-3	4-4	14	2	2	1	0	3	1
Vanderbilt .....	* 30	5-11	0-2	8-9	18	2	2	4	0	1	4
Ohio .....	* 33	10-16	0-2	4-5	24	1	5	4	0	3	1
Tennessee Tech .....	* 28	6-10	0-1	4-6	16	7	9	3	0	2	1
Ark.-Monticello ...	* 27	6-14	1-3	0-0	13	2	3	1	0	2	0
Dayton .....	* 35	7-13	0-3	7-7	21	2	3	1	1	1	2
LSU .....	* 31	5-14	1-2	0-0	11	1	8	0	1	3	2
Miami (Ohio) .....	* 26	4-7	2-2	9-9	19	2	2	1	0	2	3
N.C. A&T .....	* 27	3-8	1-2	6-8	13	2	11	2	0	2	2
DePaul .....	* 31	3-11	0-2	0-0	6	2	6	0	0	3	2
Marquette .....	* 27	2-9	0-1	2-2	6	3	2	5	1	2	1
Connecticut .....	* 35	3-8	0-1	1-3	7	2	2	1	0	1	2
Syracuse .....	* 28	3-10	0-1	3-5	9	1	3	4	0	1	4
Xavier .....	* 44	8-18	4-6	2-3	22	5	5	3	0	1	2
Rutgers .....											
Louisville .....											
Georgetown ...											
USF .....											
West Virginia ...											
Louisville .....											
Pittsburgh .....											
Syracuse .....											
Providence .....											
Villanova .....											
Seton Hall .....											
West Virginia											


\*denotes games started

**Career Highs**

Points .....	24	Ohio (12/14/05)	FTA .....	9	multiple opp.
FG .....	10	Ohio (12/14/05)	Rebounds ....	7	Tenn. Tech (12/17/05)
FGA .....	18	Xavier (1/19/06)	Assists .....	11	N.C. A&T (12/30/05)
3FG .....	4	Xavier (1/19/06)	Steals .....	5	Marquette (1/7/06)
3FGA .....	6	Xavier (1/19/06)	Blocks .....	1	multiple opp.
FT .....	9	Miami (Ohio) (12/28/05)			

**CAREER STATISTICS**

Season	G	GS	Min	Avg	FG	-FGA	Pct	3G	-3GA	Pct	FT	-FTA	Pct	PTS	-Avg	REB	-Avg	AST	-Avg	St	Blk	Dk	TO	Pf	D
2005-06	18	-16	532	-29.6	84	-191	.440	12	-39	.308	64	-79	.810	244	-13.6	43	-2.4	72	-4.0	40	4	0	37	39	-0
Career	18	-16	532	-29.6	84	-191	.440	12	-39	.308	64	-79	.810	244	-13.6	43	-2.4	72	-4.0	40	4	0	37	39	-0



# 14 ERIC HICKS

6-6, 245 Sr. Greensboro, N.C.

- All-BIG EAST honors candidate.
- Has built upon his preseason billing with consistent play through the first two months of the season.
- Team's leader in rebounding (8.9), blocks (3.7) and is second in scoring (14.6) and field goal percentage (.505).

- Averaging a double-double (16.6 points, 10.1 rebounds) over his last eight games.
- Has blocked 24 shots over his last four games and has blocked at least one shot in 47 of his last 50 games, ending a streak of 15 straight games with a rejection vs. Syracuse (1/14/06).
- Ranks third at UC in career blocks (209).
- With 982 career points, is close to becoming the 43rd member of the Bearcat 1,000-point club.
- Recorded his fourth straight double-double with 14 points and 10 rebounds and blocked seven shots vs. No. 4 Connecticut (1/9/06).
- BIG EAST Co-Player of the Week (Jan. 1-8) after averaging 21.0 points, 13.5 rebounds, 5.5 blocks and shooting .600 from the field in wins over DePaul (1/4/06) and Marquette (1/7/06).
- Became the fifth UC player to record a triple-double when he posted 22 points, 12 rebounds and a school record-tying 10 blocks vs. Marquette (1/7/06).
- Tallied 20 points and grabbed 15 rebounds vs. DePaul (1/4/06), his second straight double-double and the 17th of his career.
- Earned his second BIG EAST Honor Roll recognition after averaging 17.5 points, 9.5 rebounds and 5.5 blocks in wins over Miami (Ohio) and North Carolina A&T.
- Scored a career-high 24 points, on 11-of-14 shooting, vs. North Carolina A&T, also recording 10 rebounds and rejecting seven shots.
- Named to the Las Vegas Holiday Classic all-tournament team.
- Scored 21 points and recorded seven rebounds and three blocks in the win over LSU (12/23/05).
- Preseason honorable mention All-BIG EAST selection.
- Scored 19 points, with seven rebounds and five blocks vs. Tennessee Tech (12/17/05).
- Amassed 15 points and 14 rebounds vs. Memphis (12/3/05), leading to BIG EAST Honor Roll recognition.
- Scored 18 points and grabbed 10 rebounds in the season opening win over Murray State (11/19/05).
- Averaged 7.8 points and 3.0 rebounds as a sixth man at the World University Games.
- Third team All-Conference USA selection, and second team NABC All-District 10 in 2004-05.
- Team's leading rebounder (9.0) and second in scoring (13.7) and blocks (2.3).
- Ranked fourth in C-USA in rebounding and third in blocked shots.
- Recorded a block in all but one game in 2004-05; his 72 blocks was the fifth-highest single season total recorded at UC.
- Scored 22 points vs. DePaul (2/12/05), making 10-of-11 shots from the field to record the third-best single game field goal percentage in UC history.
- Tallied 21 points vs. No. 9 Louisville (2/2/05), going 9-of-10 from the field with three dunks, and recorded eight rebounds and five blocks.
- Scored 18 points and recorded six rebounds and three blocks vs. Wake Forest (1/22/05).
- Team's second-leading rebounder (5.8) and shot blocker (1.2) and field goal percentage leader (.590) in 2003-04.
- Runner-up for North Carolina high school player of the year honors as a senior at Dudley High.

## 2005-06 Game-by-Game Statistics

	Min	Fg-Fga	3g-3ga	Ft-Fta	Pts	Reb	Ast	St	Blk	TO	Pf
Murray State .....	* 42	6-15	0-1	6-7	18	10	1	0	0	1	2
Illinois State .....	* 32	4-12	0-0	0-1	8	11	3	2	3	0	2
Holy Cross .....	* 32	2-9	0-1	1-1	5	5	3	2	3	2	3
Dayton .....	* 35	9-19	0-3	0-1	18	8	0	0	0	2	0
Memphis .....	* 37	3-11	0-0	9-14	15	14	0	0	3	2	2
Vanderbilt .....	* 30	4-9	0-0	5-5	13	8	1	0	1	1	5
Ohio .....	* 33	4-7	0-0	0-0	8	9	2	3	5	1	0
Tennessee Tech .....	* 27	8-11	0-0	3-3	19	7	1	1	5	0	2
Ark.-Monticello ...	* 31	5-8	0-0	5-7	15	6	2	0	3	0	0
Dayton .....	* 22	3-8	0-0	4-4	10	3	0	0	2	0	4
LSU .....	* 37	9-13	0-0	3-5	21	7	2	0	3	4	2
Miami (Ohio) .....	* 34	5-7	1-1	0-0	11	9	1	0	4	4	2
N.C. A&T .....	* 32	11-14	0-0	2-4	24	10	1	1	7	3	1
DePaul .....	* 34	9-17	0-0	2-3	20	15	0	1	1	0	3
Marquette .....	* 38	9-13	1-2	3-5	22	12	2	1	10	0	0
Connecticut .....	* 36	6-15	1-1	1-1	14	12	1	0	7	2	2
Syracuse .....	* 31	3-8	0-0	3-7	9	7	0	0	0	0	4
Xavier .....	* 38	5-12	1-1	1-3	12	9	0	1	7	1	4
Rutgers .....											
Louisville .....											
Georgetown ...											
USF .....											
West Virginia ...											
Louisville .....											
Pittsburgh .....											
Syracuse .....											
Providence .....											
Villanova .....											
Seton Hall .....											
West Virginia											


\*denotes games started

## Career Highs

Points .... 24	N.C. A&T (12/30/05)	FTA .....	14	multiple opp.
FG .....	11 N.C. A&T (12/30/05)	Rebounds . 17	Miami (12/27/04)	
FGA .....	19 Dayton (11/29/05)	Assists .....	3	multiple opp.
3FG .....	1 multiple opp.	Steals .....	3	multiple opp.
3FGA .....	3 multiple opp.	Blocks .....	10	Marquette (1/7/06)
FT .....	11 Miami (12/27/04)			

## CAREER STATISTICS

Season	G	GS	Min	Avg	FG	-FGA	Pct	3G	-3GA	Pct	FT	-FTA	Pct	PTS	-Avg	REB	-Avg	AST	-Avg	St	Blk	Dk	TO	PF	D
2002-03	26	-2	352	-13.5	24	-54	.444	0	-1	.000	16	-34	.471	64	-2.5	93	-3.6	5	-0.2	2	33	9	10	47	-0
2003-04	31	-1	589	-19.0	82	-139	.590	0	-0	—	54	-102	.529	218	-7.0	179	-5.8	13	-0.4	21	38	30	35	58	-0
2004-05	32	-28	1007	-31.5	162	-312	.519	4	-16	.250	110	-188	.585	438	-13.7	287	-9.0	24	-0.8	15	72	33	53	78	-0
2005-06	18	-18	601	-33.4	105	-208	.505	4	-10	.400	48	-71	.676	262	-14.6	161	-8.9	20	-1.1	12	66	15	21	40	-1
<b>Career</b>	<b>107</b>	<b>-49</b>	<b>2549</b>	<b>-23.8</b>	<b>373</b>	<b>-713</b>	<b>.523</b>	<b>8</b>	<b>-27</b>	<b>.296</b>	<b>228</b>	<b>-395</b>	<b>.577</b>	<b>982</b>	<b>-9.2</b>	<b>720</b>	<b>-6.7</b>	<b>62</b>	<b>-0.6</b>	<b>50</b>	<b>209</b>	<b>87</b>	<b>119</b>	<b>223</b>	<b>-1</b>



**33 ARMEIN KIRKLAND**  
6-8, 205 Sr. Tyler, Texas

- Out for the remainder of the season after suffering a torn ACL in left knee vs. Connecticut (1/9/06).
- Versatile player who contributed both on the perimeter and around the basket.
- Scored in double figures in nine of the last 12 games.
- Averaged 14.0 points over the last two games, shooting .529 from the field.
- Had 14 points in 12 minutes vs. Connecticut before leaving the game with a knee injury.
- Played a key role in the win over Marquette (1/7/06), scoring seven points in the 15-2 run which regained the lead and finishing with 14 points, five rebounds and three assists in a career-high 37 minutes.
- Versatility shown in his performance vs. LSU (12/23/05), when he accumulated 12 points, four rebounds and four assists.
- Had 12 points, four rebounds, and three assists in the win over Arkansas-Monticello (12/19/05).
- Ignited the win over Ohio (12/14/05) with a pair of early treys and finished with 11 points.
- Tallied a season-high 15 points and five assists vs. Vanderbilt (12/10/05).
- Scored 10 points and shot .500 (4-of-8) from the field vs. Memphis.
- Tallied 10 points and tied a career high with three steals vs. Illinois State (11/22/05).
- Is on pace to graduate in the Spring.
- Aided the team's ball-handling down the stretch of the 2004-05 season, averaging 3.2 assists over his last six games.
- Keyed the regular season-ending win over Memphis (3/5/05) with 16 points.
- Scored 14 points in the win over UAB (2/19/05), sinking a pair of free throws with 9.9 seconds remaining to provide UC with its 72-69 lead.
- Recorded a career-high eight assists vs. Wake Forest (1/22/05) to go with 14 points and seven rebounds.
- Named Conference USA Player of the Week (Jan. 3-9) after averaging 20.0 points, 7.5 rebounds and 4.0 assists in wins over DePaul (1/6/05) and Saint Louis (1/8/05). He shot .593 (16-of-27) from the field.
- Scored 18 points, going 8-of-11 from the field, and grabbed a career-high nine rebounds in the win over DePaul (1/6/05).
- Scored a career-high 23 points, on 7-of-12 shooting from the field (7-of-8 from the foul line) and grabbed six rebounds to key the win over Dayton (12/4/04).
- Scored a team-high 16 points, all in the second half, in the win over Purdue (11/27/04).
- Contributed both as a starter and sixth man in 2003-04.
- Started nine of the first 10 games before suffering a knee injury which sidelined him for four games.
- Hero of the 64-62 C-USA quarterfinal win over Louisville (3/11/04), scoring the game-winning basket with 16.9 seconds remaining, and finished with 12 points and a season-high seven assists.
- Scored game-clinching basket with 2.6 seconds left, then intercepted the inbound pass in the win over LaSalle (12/14/02).
- Earned all-state honors as a senior at Lee High.
- Averaged 20.6 points, 8.0 rebounds and 6.8 assists.
- Set school single game records for 3-pointers (8) and assists (15).

**2005-06 Game-by-Game Statistics**

	Min	Fg-Fga	3g-3ga	Ft-Fta	Pts	Reb	Ast	St	Blk	TO	Pf
Murray State .....	* 35	1-9	1-6	2-2	5	3	0	0	0	1	1
Illinois State .....	* 27	3-8	0-3	4-6	10	3	2	3	2	5	0
Holy Cross .....	* 31	3-12	0-4	2-2	8	2	2	1	1	2	3
Dayton .....	* 29	2-8	0-3	0-0	4	5	2	0	1	0	3
Memphis .....	* 27	4-8	2-4	0-0	10	3	3	0	0	3	5
Vanderbilt .....	* 33	5-13	2-4	3-6	15	3	5	1	1	2	1
Ohio .....	* 26	4-11	3-7	0-0	11	2	1	1	1	0	2
Tennessee Tech .....	* 23	3-8	0-2	2-2	8	2	2	0	0	0	4
Ark.-Monticello ...	* 30	3-10	3-5	3-4	12	4	3	0	0	1	0
Dayton .....	* 31	3-9	0-3	4-4	10	6	0	0	1	2	4
LSU .....	* 36	5-12	2-6	0-0	12	4	4	2	1	3	3
Miami (Ohio) .....	* 30	2-8	0-0	5-6	9	5	3	0	0	2	0
N.C. A&T .....	* 24	3-6	1-2	4-4	11	3	2	0	0	1	2
DePaul .....	* 19	1-6	0-3	0-0	2	3	2	0	2	0	0
Marquette .....	* 37	5-9	2-5	2-3	14	5	3	0	0	2	3
Connecticut .....	* 12	4-8	3-5	3-4	14	2	0	1	0	2	1
Syracuse .....	inj.										
Xavier .....	inj.										
Rutgers .....	inj.										
Louisville .....	inj.										
Georgetown .....	inj.										
USF .....	inj.										
West Virginia ...	inj.										
Louisville .....	inj.										
Pittsburgh .....	inj.										
Syracuse .....	inj.										
Providence .....	inj.										
Villanova .....	inj.										
Seton Hall .....	inj.										
West Virginia ...	inj.										

\*denotes games started

**Career Highs**

Points .... 23	Dayton (12/4/04)	FTA .....	10	multiple opp.
FG .....	8 multiple opp.	Rebounds ... 9	DePaul (1/6/05)	
FGA .....	16 Saint Louis (1/8/05)	Assists .....	8	Wake Forest (1/22/05)
3FG .....	4 multiple opp.	Steals .....	3	multiple opp.
3FGA .....	9 Saint Louis (1/8/05)	Blocks .....	3	Gonzaga (3/20/03)
FT .....	8 multiple opp.			

**CAREER STATISTICS**

Season	G-GS	Min-Avg	FG-FGA Pct	3G-3GA Pct	FT-FTA Pct	PTS-Avg	REB-Avg	AST-Avg	St Blk	Dk	TO	PF-D
2002-03	27-0	249-9.2	31-89 .348	6-20 .300	25-30 .833	93-3.4	54-2.0	15-0.6	4 11	0	20	37-1
2003-04	28-15	523-18.7	60-130 .462	10-22 .455	39-60 .650	169-6.0	73-2.6	65-2.3	18 12	4	41	47-1
2004-05	31-18	778-25.1	103-277 .372	39-107 .364	73-98 .745	318-10.3	133-4.3	76-2.5	11 17	1	53	72-2
2005-06	16-15	450-28.1	51-145 .352	19-62 .306	34-43 .791	155-9.7	55-3.4	34-2.1	9 10	3	26	32-1
<b>Career</b>	<b>99-48</b>	<b>2000-20.2</b>	<b>245-641 .382</b>	<b>74-211 .351</b>	<b>171-231 .740</b>	<b>735-7.4</b>	<b>315-3.2</b>	<b>190-1.9</b>	<b>42 50</b>	<b>8</b>	<b>140</b>	<b>188-2</b>



**30 CEDRIC McGOWAN**  
6-6, 230 Jr. Miami, Fla.

- Has played a key role on the front line in his initial season as a Bearcat, following transfer from junior college.
- Team's second-leading rebounder (7.1) who has averaged 8.6 rebounds over his last five games.
- Leads team in field goal percentage (.513).
- Started all 18 games.
- Tallied 11 points vs. Xavier (1/19/06), making a steal and converting it into a fastbreak dunk to tie the game with 41 seconds left in overtime.
- Tied a career high with three steals vs. Connecticut (1/9/06).
- Hauled down 20 rebounds—the most by a Bearcat in eight seasons—and tied his career scoring high with 13 points vs. DePaul (1/4/06), his first career double-double.
- Keyed win over Miami (Ohio) (12/28/05) with 10 points and seven rebounds, rebounding from a shoulder injury suffered five days earlier.
- Grabbed a career-high 13 rebounds and scored nine points vs. Arkansas-Monticello (12/19/05).
- Scored 12 points, grabbed seven rebounds and set a career high with three assists vs. Tennessee Tech (12/17/05).
- Scored a career-high 13 points and grabbed seven rebounds vs. Dayton (11/29/05).
- Scored nine points and grabbed 10 rebounds in his UC debut vs. Murray State (11/19/05), becoming the first UC player since Pete Mickeal (1998) to grab double digit rebounds in his first game.
- Earned honorable mention junior college All-American honors last season at Kilgore (Texas) College.
- Averaged 15.1 points and 5.9 rebounds while shooting .557 from the field; earning first team all-conference and all-district honors.
- First team all-state selection as a senior and two-time all-city and all-district pick at Miami Northwest High.
- Earned Defensive Player of the Year honors his junior and senior seasons.

**2005-06 Game-by-Game Statistics**

	Min	Fg-Fga	3g-3ga	Ft-Fta	Pts	Reb	Ass	St	Blk	TO	Pf
Murray State .....	* 32	4-8	0-1	1-2	9	10	2	0	0	0	3
Illinois State .....	* 23	1-5	0-1	2-4	4	3	0	1	0	0	3
Holy Cross .....	* 26	4-7	1-1	0-0	9	7	2	1	0	1	0
Dayton .....	* 29	5-6	3-4	0-0	13	7	0	0	0	0	2
Memphis .....	* 30	3-8	0-1	2-4	8	6	1	1	0	1	2
Vanderbilt .....	* 27	3-5	0-1	4-4	10	5	1	0	0	1	3
Ohio .....	* 26	4-7	0-0	0-1	8	8	1	1	0	1	0
Tennessee Tech .....	* 17	4-10	0-0	4-7	12	7	0	3	1	1	3
Ark.-Monticello .....	* 29	1-3	1-1	6-6	9	13	1	1	0	0	2
Dayton .....	* 31	5-7	0-1	1-2	11	6	1	0	0	0	3
LSU .....	* 10	0-2	0-1	0-0	0	1	1	0	1	0	0
Miami (Ohio) .....	* 34	5-9	0-1	0-0	10	7	1	1	0	0	0
N.C. A&T .....	* 23	4-7	0-1	4-4	12	5	0	2	0	0	2
DePaul .....	* 32	5-9	0-0	3-4	13	20	0	0	0	1	1
Marquette .....	* 26	2-2	0-0	2-2	6	4	2	0	1	2	3
Connecticut .....	* 31	2-7	0-2	2-2	6	4	0	3	0	2	3
Syracuse .....	* 25	3-5	0-0	0-0	6	8	1	1	1	2	3
Xavier .....	* 39	5-10	1-2	0-1	11	7	2	2	0	2	3
Rutgers .....											
Louisville .....											
Georgetown .....											
USF .....											
West Virginia .....											
Louisville .....											
Pittsburgh .....											
Syracuse .....											
Providence .....											
Villanova .....											
Seton Hall .....											
West Virginia .....											

\*denotes games started

**Career Highs**

Points .....	13	multiple opp.	FTA .....	6	Ark.-Mont. (12/19/05)
FG .....	5	multiple opp.	Rebounds ..	20	DePaul (1/4/06)
FGA .....	10	multiple opp.	Assists .....	2	multiple opp.
3FG .....	3	Dayton (11/29/05)	Steals .....	3	multiple opp.
3FGA .....	4	Dayton (11/29/05)	Blocks .....	1	multiple opp.
FT .....	6	Ark.-Mont. (12/19/05)			

**CAREER STATISTICS**

Season	G	GS	Min	Avg	FG	FGA	Pct	3G	3GA	Pct	FT	FTA	Pct	PTS	Avg	REB	Avg	AST	Avg	St	Blk	Dk	TO	PF	D
2005-06	18	-18	490	-27.2	60	-117	.513	6	-18	.333	31	-43	.721	157	-8.7	128	-7.1	16	-0.9	17	4	10	14	36	-0
Career	18	-18	490	-27.2	60	-117	.513	6	-18	.333	31	-43	.721	157	-8.7	128	-7.1	16	-0.9	17	4	10	14	36	-0



**1 CHADD MOORE**  
6-2, 175 Sr. Huntsville, Ala.

- Comeback Player of the Year candidate, overcoming chronic back problems which limited his play the past two years and caused him to give up the sport last February.
- Thrust into the starting lineup due to the injury to Armein Kirkland and has averaged 20.3 minutes

over his last three games.

- Started three games this season.
- Played a season-high 26 minutes with three assists at Connecticut (1/9/06).
- Had been used off the bench as a defensive specialist.
- Keyed the defensive effort in the win over DePaul (1/4/06), tying a career-high with four steals.
- Has averaged 16.9 minutes of playing time in 12 games this season, starting the Tennessee Tech contest (12/17/05).
- Debuted by scoring nine points in 22 minutes vs. Vanderbilt (12/10/05).
- Had six points, four rebounds, two assists and two steals in win over Ohio (12/14/05).
- Missed the first five games this season due to his participation in a summer league when on medical hardship.
- Played in 24 games in 2004-05, making five starts.
- Had a pair of 10-point scoring performances vs. Purdue and LaSalle.
- Had a career-high 10 assists in the win LaSalle victory (12/22/04).
- Emerged as the No. 2 point guard in 2002-03.
- Made his first career start in the win over Chattanooga (1/2/03) and had 12 points, eight assists, five rebounds and two steals.

**2005-06 Game-by-Game Statistics**

	Min	Fg	Fga	3g	3ga	Ft	Fta	Pts	Reb	Ast	St	Blk	TO	Pf
Murray State .....	DND													
Illinois State .....	DND													
Holy Cross .....	DND													
Dayton .....	DND													
Memphis .....	DND													
Vanderbilt .....	22	2-4	0-1	5-6	9	0	1	1	0	1	3			
Ohio .....	19	2-4	2-4	0-0	6	4	2	2	0	3	2			
Tennessee Tech * 23	2-6	0-3	0-0	4	3	2	1	0	0	2				
Ark.-Monticello ...	15	0-1	0-1	0-0	0	1	4	1	1	0	1			
Dayton .....	12	0-2	0-1	2-2	2	1	3	1	0	2	3			
LSU .....	16	0-1	0-1	1-2	1	2	0	0	0	1	0			
Miami (Ohio) .....	11	0-0	0-0	0-0	0	0	0	1	0	1	1			
N.C. A&T .....	15	2-4	1-3	0-0	5	3	0	1	0	2	1			
DePaul .....	12	1-4	0-2	0-0	2	1	1	4	0	0	2			
Marquette .....	10	0-1	0-1	0-0	0	0	0	0	0	1	0			
Connecticut .....	26	0-0	0-0	0-0	0	1	3	0	0	2	3			
Syracuse .....	* 22	2-7	0-4	0-0	4	1	0	0	0	1	3			
Xavier .....	* 13	0-4	0-2	0-0	0	3	2	1	0	0	0			
Rutgers .....														
Louisville .....														
Georgetown ...														
USF .....														
West Virginia ...														
Louisville .....														
Pittsburgh .....														
Syracuse .....														
Providence .....														
Villanova .....														
Seton Hall .....														
West Virginia														

\*denotes games started

**Career Highs**

Points .....	15	Oakland (11/24/03)	FTA .....	8	DePaul (1/8/03)
FG .....	7	Oakland (11/24/03)	Rebounds ...	5	Chattanooga (1/2/03)
FGA .....	10	Oakland (11/24/03)	Assists .....	10	LaSalle (12/22/04)
3FG .....	2	multiple opp.	Steals .....	4	multiple opp.
3FGA .....	6	LaSalle (12/22/04)	Blocks .....	2	TCU (1/11/03)
FT .....	7	DePaul (1/8/03)			

**CAREER STATISTICS**

Season	G	GS	Min	Avg	FG	FGA	Pct	3G	3GA	Pct	FT	FTA	Pct	PTS	Avg	REB	Avg	AST	Avg	St	Blk	Dk	TO	PF	D
2002-03	21	-1	185	-8.8	17	-43	.395	3	-9	.333	18	-26	.692	55	-2.6	15	-0.7	34	-1.6	13	6	0	16	14	-0
2003-04	25	-0	261	-10.4	30	-59	.508	5	-15	.333	16	-25	.640	81	-3.2	22	-0.9	50	-2.0	24	4	0	35	27	-0
2004-05	24	-5	362	-15.1	28	-70	.400	9	-30	.300	15	-21	.714	80	-3.3	40	-1.7	59	-2.5	21	10	0	29	39	-0
2005-06	13	-3	216	-16.6	11	-38	.289	3	-23	.130	8	-10	.800	33	-2.5	20	-1.5	18	-1.4	13	1	0	14	21	-0
<b>Career</b>	<b>83</b>	<b>-9</b>	<b>1024</b>	<b>-12.3</b>	<b>86</b>	<b>-210</b>	<b>.410</b>	<b>20</b>	<b>-77</b>	<b>.260</b>	<b>57</b>	<b>-82</b>	<b>.695</b>	<b>249</b>	<b>-3.0</b>	<b>97</b>	<b>-1.2</b>	<b>161</b>	<b>-1.9</b>	<b>71</b>	<b>21</b>	<b>0</b>	<b>94</b>	<b>101</b>	<b>-0</b>



**13 JIHAD MUHAMMAD**  
5-11, 175 Sr. Plainfield, N.J.

- Bearcats' version of "Instant Offense" with his long-range shooting coming off the bench.
- Scored 10 points vs. Xavier (1/19/06), hitting a 3-pointer with five seconds to play in regulation that sent the game into overtime. Also had five rebounds and two steals vs. XU.
- Scored a season-high 20 points vs. DePaul (1/4/06), going 7-of-12 from the field.
- Has played more than 25 minutes in seven of the last nine games while coming off the bench.
- Tallied 10 points and grabbed a season-high six rebounds in win at Marquette (1/7/06).
- Hero of win over Miami (Ohio) (12/28/05) with 15 points, four rebounds, four assists and two blocks, keying the game-turning 11-0 run with three baskets, two after making steals.
- Scored 15 points on 5-of-8 shooting from 3-point range vs. Arkansas-Monticello (12/19/05).
- Tallied a season-high 18 points vs. Tennessee Tech (12/17/06).
- Scored 17 points vs. Memphis (12/3/05).
- Made his UC debut last season at point guard following his transfer from junior college.
- Averaged 10.4 points and 2.7 assists, scoring in double digits 17 times last season.
- Team-leader in 3-point field goals (62) and made at least one trey in all but six games in 2004-05.
- Scored a career-high 24 points in the win over Tulane, going 9-of-13 from the field and 6-of-9 from 3-point range.
- Had 13 points in the win over Northwestern State (12/18/04), 11 in the final 15:52 to help UC erase a one-point deficit.
- Tallied 23 points vs. Northern Iowa (11/24/04), 12 in the final 6:46 of regulation to send the game into overtime.
- Made his UC debut with 17 points and seven rebounds vs. Valparaiso (11/19/04).
- Consensus junior college All-American in 2003-04 at San Jacinto Junior College.
- Averaged 16.8 points and 5.6 assists while leading the school to a 27-4 record, earning region MVP honors.
- First team All-American selection by *PrepStars* and *Hoop Scoop*.
- Rated the top junior college point guard prospect by *The Sporting News* and was ranked No. 2 by *Hoopmasters.com*.
- Earned the Small Player Award, honoring performers 6-feet and shooter, at the NJCAA Tournament after leading his team to the championship game.
- Helped Plainfield (N.J.) High to a 12th place finish in the state playoffs in 2001-02.

**2005-06 Game-by-Game Statistics**

	Min	Fg-Fga	3g-3ga	Ft-Fta	Pts	Reb	Ast	St	Blk	TO	Pf
Murray State .....	* 36	3-6	2-4	0-0	8	3	3	1	0	3	3
Illinois State .....	* 18	0-4	0-2	0-0	0	0	3	0	0	3	2
Holy Cross .....	22	2-6	0-3	1-1	5	4	4	1	0	2	3
Dayton .....	17	0-3	0-2	0-0	0	0	0	0	0	1	1
Memphis .....	28	6-13	3-5	2-4	17	3	0	0	0	4	5
Vanderbilt .....	18	4-10	1-4	0-0	9	3	1	0	0	0	0
Ohio .....	12	1-5	0-1	0-0	2	3	2	1	0	0	1
Tennessee Tech .....	18	5-8	2-3	6-6	18	3	3	3	0	1	1
Ark.-Monticello ...	20	5-9	5-8	0-0	15	0	0	1	0	0	3
Dayton .....	25	2-7	1-5	0-0	5	1	1	0	0	1	1
LSU .....	24	3-7	3-4	0-0	9	0	1	1	0	2	3
Miami (Ohio) .....	30	6-11	3-6	0-0	15	4	4	1	2	3	3
N.C. A&T .....	11	1-5	0-3	0-0	2	3	3	1	0	2	3
DePaul .....	31	7-12	3-7	3-4	20	3	0	0	1	0	2
Marquette .....	26	4-11	1-5	1-2	10	6	1	0	1	4	4
Connecticut .....	17	0-9	0-5	0-0	0	3	2	1	0	2	2
Syracuse .....	29	2-9	2-7	0-0	6	2	1	1	0	1	1
Xavier .....	35	3-13	3-7	1-2	10	5	0	2	1	2	5
Rutgers .....											
Louisville .....											
Georgetown ...											
USF .....											
West Virginia ...											
Louisville .....											
Pittsburgh .....											
Syracuse .....											
Providence .....											
Villanova .....											
Seton Hall .....											
West Virginia											

\*denotes games started

**Career Highs**

Points ... 24	Tulane (3/2/05)	FTA ..... 9	No. Iowa (11/24/04)
FG ..... 9	Tulane (3/2/05)	Rebounds . 7	Valparaiso (11/19/04)
FGA ..... 22	No. Iowa (11/24/04)	Assists ..... 7	East Carolina (11/12/05)
3FG ..... 6	Tulane (3/2/05)	Steals ..... 3	multiple opp.
3FGA ..... 15	No. Iowa (11/24/04)	Blocks ..... 2	Miami (O.) (12/28/05)
FT ..... 7	No. Iowa (11/24/04)		

**CAREER STATISTICS**

Season	G-GS	Min	-Avg	FG-FGA	Pct	3G-3GA	Pct	FT-FTA	Pct	PTS-Avg	REB-Avg	AST-Avg	St	Blk	Dk	TO	PF-D
2004-05	33-22	847	-25.7	115-310	.371	62-178	.348	51-67	.761	343-10.4	98-3.0	89-2.7	22	1	0	70	83-0
2005-06	18-2	417	-23.2	54-148	.365	29-81	.358	14-19	.737	151-8.4	46-2.6	29-1.6	14	6	0	30	43-2
<b>Career</b>	<b>51-24</b>	<b>1264</b>	<b>-24.8</b>	<b>169-458</b>	<b>.369</b>	<b>91-259</b>	<b>.351</b>	<b>65-86</b>	<b>.756</b>	<b>494-9.7</b>	<b>144-2.8</b>	<b>118-2.3</b>	<b>36</b>	<b>7</b>	<b>0</b>	<b>100</b>	<b>126-2</b>



## 2 DOMONIC TILFORD

5-11, 170 Fr. Louisville, Ky.

- First-year freshman who is seeing action as a reserve point guard.
- Played a career-high 19 minutes vs. North Carolina A&T (12/30/05), scoring three points and recording personal bests with three assists and a steal.
- Missed Marquette game (1/7/06) because of a death in the family.
- Scored three points vs. Tennessee Tech (12/17/05).
- Scored six points on 3-of-4 shooting vs. Holy Cross (11/25/05).
- Came off the bench to spark the offense with eight points in eight minutes on 3-of-3 shooting in the win over Murray State (11/19/05).
- Named Mr. Basketball for the state of Kentucky following his senior season at Jeffersontown High.
- Earned first team all-state honors and was the Kentucky Player of the Year selection by the Louisville *Courier-Journal*.
- Averaged 20.6 points, 4.1 assists, 3.2 rebounds while leading his school to a 29-5 record and a berth in the regional finals.
- Four-year starter who scored 2,026 points.
- Selected to play in the Kentucky-Indiana all-star series.

### 2005-06 Game-by-Game Statistics

	Min	Fg-Fga	3g-3ga	Ft-Fta	Pts	Reb	Ast	St	Blk	TO	Pf
Murray State.....	8	3-3	1-1	1-2	8	1	1	0	0	1	1
Illinois State.....	11	1-3	0-1	2-2	4	1	1	0	0	0	3
Holy Cross.....	12	3-4	0-0	0-0	6	0	1	0	0	1	0
Dayton.....	dnp										
Memphis.....	1	0-3	0-2	0-0	0	0	0	0	0	0	0
Vanderbilt.....	dnp										
Ohio.....	3	0-2	0-1	0-0	0	1	0	0	0	1	0
Tennessee Tech.....	8	1-2	0-1	1-2	3	1	1	0	0	0	0
Ark.-Monticello ...	7	1-4	0-2	0-0	2	1	1	0	0	1	2
Dayton.....	dnp										
LSU.....	dnp										
Miami (Ohio).....	dnp										
N.C. A&T.....	19	1-4	1-3	0-0	3	1	3	1	0	0	0
DePaul.....	dnp										
Marquette.....	DND										
Connecticut.....	1	0-0	0-0	0-0	0	0	0	1	0	1	0
Syracuse.....	2	0-1	0-1	2-2	2	0	0	0	0	0	0
Xavier.....	dnp										
Rutgers.....											
Louisville.....											
Georgetown ...											
USF.....											
West Virginia ...											
Louisville.....											
Pittsburgh.....											
Syracuse.....											
Providence.....											
Villanova.....											
Seton Hall.....											
West Virginia											


\*denotes games started

### Career Highs

Points..... 8	Murray St. (11/19/05)	FTA..... 2	multiple opp.
FG..... 3	multiple opp.	Rebounds.... 1	multiple opp.
FGA..... 4	multiple opp.	Assists..... 3	N.C. A&T (12/30/05)
3FG..... 1	multiple opp.	Steals..... 1	multiple opp.
3FGA..... 3	N.C. A&T (12/30/05)	Blocks..... 0	
FT..... 2	multiple opp.		

### CAREER STATISTICS

Season	G-GS	Min -Avg	FG-FGA	Pct	3G-3GA	Pct	FT-FTA	Pct	PTS -Avg	REB -Avg	AST -Avg	St Blk	Dk	TO	PF -D
2005-06	10-0	72 -7.2	10 -26	.385	2 -12	.167	6 -8	.750	28 -2.8	6 -0.6	8 -0.8	2 0	0	5	6-0
Career	10-0	72 -7.2	10 -26	.385	2 -12	.167	6 -8	.750	28 -2.8	6 -0.6	8 -0.8	2 0	0	5	6-0



# 21 JAMES WHITE

6-7, 200 Sr. Washington, D.C.

- All-BIG EAST honors candidate.
- Versatile perimeter player who can perform inside and has the shooting range and ball-handling skills of a guard.
- Team scoring leader (17.4) who has reached double figures in all 18 games.
- Topped the 1,000-point mark in career scoring (1,046).
- Leads the team in free throw percentage (.854) and is second in steals (1.4) and third in rebounding (5.2) and field goal percentage (.488).
- Has averaged 41.5 minutes over his last two games, having played 43 of the 45 minutes in the overtime game vs. Xavier (1/19/06).
- Had 18 points, six rebounds and four assists vs. Connecticut (1/9/06).
- Foul trouble limited him to 27 minutes and 12 points vs. Marquette (1/7/06), but he had a career-high four blocked shots.
- Tallied a season-high 23 points vs. North Carolina A&T (12/30/05), matching personal bests with four 3-point field goals and four steals.
- Named to the Las Vegas Holiday Classic all-tournament team after averaging 18.8 points, 6.0 rebounds, 1.8 steals in the four wins, shooting .556 from the field.
- Rallied UC from a five-point deficit in the final two and a half minutes of the win over LSU (12/23/05), hitting back-to-back 3-pointers at the 2:27 and 1:51 marks and a pair of clinching free throws at :17.
- Scored 19 points vs. LSU and 19 the previous game vs. Dayton (12/22/05).
- Tallied 19 points on 8-of-10 shooting and grabbed a season-high eight rebounds vs. Tennessee Tech (12/17/05)
- Scored 18 points on 7-of-9 shooting and had seven rebounds, three steals, and two blocks in the win over Vanderbilt (12/10/05), sinking a career-high four treys.
- Scored 21 points in win over Murray State (11/19/05), making a steal and dunk in the final seconds of regulation to send the game into overtime.
- Team leader in assists (3.1) in 2004-05 and scored in double digits 19 times.
- Scored the game-winning basket vs. Memphis (3/5/05) when he grabbed an offensive rebound and hit a short jumper from the baseline with 16.2 seconds to play. Finished with 11 points and tied a career high with 11 rebounds.
- Scored a career-high 25 points, on 9-of-12 shooting, and grabbed 10 rebounds, one shy of his career best, in the win over Houston (1/29/05).
- Became the starting small forward in early January of the 2003-04 season and took over the point guard duties for the final six games of the year.
- Led team in assists (3.6) in 2003-04.
- Named C-USA co-Player of the Week after averaging 14.5 points, 8.0 assists and 7.0 rebounds while shooting 69 percent from the field in a pair of UC wins (Feb. 23-29).
- Dished out a career-high nine assists at Charlotte (2/28/04).
- Scored 23 points and grabbed 11 rebounds in the win over Saint Louis (2/25/04).
- Transfer from Florida who was one of the top subs as a freshman in 2001-02, helping the Gators to a 22-9 record.
- Saw action in all but two games, made two starts.
- Earned McDonald's All-American honors at Hargrave Military Academy in 2000-01.

## 2005-06 Game-by-Game Statistics

	Min	Fg-Fga	3g-3ga	Ft-Fta	Pts	Reb	Ast	St	Blk	TO	Pf
Murray State .....	* 44	7-21	0-5	7-7	21	5	3	2	0	4	3
Illinois State .....	* 37	6-10	3-6	3-4	18	6	2	2	1	1	1
Holy Cross .....	* 28	7-8	1-2	4-4	19	3	1	2	1	3	4
Dayton .....	* 39	3-10	1-2	8-10	15	4	4	2	0	4	4
Memphis .....	* 32	4-9	1-3	8-8	17	6	2	0	2	5	4
Vanderbilt .....	* 33	7-9	4-5	0-0	18	7	0	3	2	4	4
Ohio .....	* 36	7-13	1-4	3-4	18	7	4	2	1	0	2
Tennessee Tech .....	* 28	8-10	0-0	3-3	19	8	3	1	0	3	1
Ark.-Monticello ...	* 26	6-12	2-6	4-4	18	6	1	3	1	4	1
Dayton .....	* 31	6-13	1-4	6-6	19	5	0	1	0	1	3
LSU .....	* 40	5-10	3-5	6-8	19	5	0	2	0	0	2
Miami (Ohio) .....	* 31	1-6	0-1	8-9	10	3	1	0	0	2	2
N.C. A&T .....	* 30	8-13	4-5	3-4	23	5	4	4	1	1	2
DePaul .....	* 38	7-13	2-6	1-2	17	6	4	0	2	2	2
Marquette .....	* 27	4-13	2-6	2-3	12	5	2	1	4	2	4
Connecticut .....	* 35	6-12	2-4	4-4	18	6	4	0	1	1	4
Syracuse .....	* 40	5-13	1-4	5-7	16	2	2	1	0	3	4
Xavier .....	* 43	7-18	1-6	1-2	16	4	3	0	0	3	3
Rutgers .....											
Louisville .....											
Georgetown .....											
USF .....											
West Virginia ...											
Louisville .....											
Pittsburgh .....											
Syracuse .....											
Providence .....											
Villanova .....											
Seton Hall .....											
West Virginia											

\*denotes games started

## Career Highs

Points .... 25	Houston (1/29/05)	FTA .....	10	Dayton (11/29/05)
FG .....	10 Saint Louis (2/25/04)	Rebounds .	11	multiple opp.
FGA .....	15 USF (3/10/05)	Assists .....	9	Charlotte (2/28/04)
3FG .....	4 multiple opp.	Steals .....	4	multiple opp.
3FGA .....	6 multiple opp.	Blocks .....	4	Marquette (1/7/06)
FT .....	8 multiple opp.			

## CAREER STATISTICS

Season	G-GS	Min -Avg	FG -FGA	Pct	3G -3GA	Pct	FT -FTA	Pct	PTS -Avg	REB -Avg	AST -Avg	St	Blk	Dk	TO	PF -D
2001-02*	30-2	615-20.5	71-169	.420	20-69	.290	20-40	.500	182-6.1	86-2.9	51-1.7	27	17	-	48	61-1
2003-04	27-22	677-25.1	71-185	.384	15-63	.238	57-71	.803	214-7.9	109-4.0	96-3.6	24	18	8	57	55-0
2004-05	33-30	940-28.5	109-246	.443	36-94	.383	83-104	.798	337-10.2	158-4.8	102-3.1	30	12	17	66	71-0
2005-06	18-18	618-34.3	104-213	.488	29-74	.392	76-89	.854	313-17.4	93-5.2	40-2.2	26	16	11	43	50-0
<b>Career</b>	<b>108-72</b>	<b>2850-26.4</b>	<b>355-813</b>	<b>.437</b>	<b>100-300</b>	<b>.333</b>	<b>236-304</b>	<b>.776</b>	<b>1046-9.7</b>	<b>446-4.1</b>	<b>289-2.7</b>	<b>107</b>	<b>63</b>	<b>36</b>	<b>214</b>	<b>237-1</b>

\*2001-02 Stats from University of Florida



# 20 BRANDEN MILLER

6-4, 180 Fr.

Cincinnati, Ohio

- First-year freshman who made the team as a walk-on.
- Has seen action in six games.
- Scored his first college points with a basket vs. Tennessee Tech (12/17/05).
- Scored a point and grabbed a rebound in win over

North Carolina A&T (12/30/05).

- Made his UC debut vs. Illinois State (11/22/05).
- Size is a plus for his contributions in practice.
- Conference Player of the Year as a senior at Indian Hill High in Cincinnati.
- Honorable mention all-state.
- Helped team to a 20-2 record as a senior.
- Third team all-state selection in soccer, also earning all-district honors.

## 2005-06 Game-by-Game Statistics

	Min	Fg-Fga	3g-3ga	Ft-Fta	Pts	Reb	Ast	St	Blk	TO	Pf
Murray State.....	dnp										
Illinois State.....	1	0-0	0-0	0-0	0	0	0	0	0	0	0
Holy Cross.....	1	0-0	0-0	0-0	0	1	0	0	0	0	0
Dayton.....	dnp										
Memphis.....	dnp										
Vanderbilt.....	dnp										
Ohio.....	1	0-0	0-0	0-0	0	0	0	0	0	0	0
Tennessee Tech.....	2	1-2	0-1	0-0	2	0	0	0	0	0	0
Ark.-Monticello ...	3	0-0	0-0	0-0	0	0	0	0	0	1	0
Dayton.....	dnp										
LSU.....	dnp										
Miami (Ohio).....	dnp										
N. C. A&T.....	3	0-0	0-0	1-2	1	1	0	0	0	0	0
DePaul.....	dnp										
Marquette.....	dnp										
Connecticut.....	dnp										
Syracuse.....	dnp										
Xavier.....	dnp										
Rutgers.....											
Louisville.....											
Georgetown ...											
USF.....											
West Virginia ...											
Louisville.....											
Pittsburgh.....											
Syracuse.....											
Providence.....											
Villanova.....											
Seton Hall.....											
West Virginia											

\*denotes games started

### Career Highs

Points.....	2	Tenn. Tech (12/17/05)	FTA.....	2	N.C. A&T (12/30/05)
FG.....	1	Tenn. Tech (12/17/05)	Rebounds....	1	multiple opp.
FGA.....	2	Tenn. Tech (12/17/05)	Assists.....	0	
3FG.....	0		Steals.....	0	
3FGA.....	1	Tenn. Tech (12/17/05)	Blocks.....	0	
FT.....	1	N.C. A&T (12/30/05)			

## CAREER STATISTICS

Season	G-GS	Min -Avg	FG-FGA Pct	3G-3GA Pct	FT-FTA Pct	PTS -Avg	REB -Avg	AST -Avg	St Blk	Dk	TO	PF-D
2005-06	6-0	11 -1.8	1-2 .500	0-1 .000	1-2 .500	3-0.5	2-0.3	0-0.0	0 0	0	1	0-0
Career	6-0	11 -1.8	1-2 .500	0-1 .000	1-2 .500	3-0.5	2-0.3	0-0.0	0 0	0	1	0-0



# 10 PAT WATT

5-10, 190 Fr. Cincinnati, Ohio

- First-year freshman who made the team as a walk-on.
- Had an assist vs. North Carolina A&T (12/30/05).
- Recorded a rebound, assist and steal vs. Tennessee Tech (12/17/05).
- Made his UC debut vs. Illinois State (11/22/05)
- Played both football and basketball at Moeller High in Cincinnati.
- First team all-league selection as a point guard.
- First team all-state selection as a wide receiver in football.
- Helped football team to a 10-3 record and the regional finals of the state playoffs.

## 2005-06 Game-by-Game Statistics

	Min	Fg-Fga	3g-3ga	Ft-Fta	Pts	Reb	Ass	St	Blk	TO	Pf
Murray State .....	dnp										
Illinois State .....	1	0-1	0-0	0-0	0	0	0	0	0	0	0
Holy Cross .....	1	0-1	0-1	0-0	0	1	0	0	0	0	0
Dayton .....	dnp										
Memphis .....	dnp										
Vanderbilt .....	dnp										
Ohio .....	1	0-0	0-0	0-0	0	1	0	0	0	0	1
Tennessee Tech .....	3	0-0	0-0	0-0	0	1	1	1	0	0	0
Ark.-Monticello ...	2	0-0	0-0	0-0	0	0	0	0	0	1	0
Dayton .....	dnp										
LSU .....	dnp										
Miami (Ohio) .....	dnp										
N.C. A&T .....	2	0-0	0-0	0-0	0	0	1	0	0	0	0
DePaul .....	DND										
Marquette .....	DND										
Connecticut .....	DND										
Syracuse .....	DND										
Xavier .....	DND										
Rutgers .....											
Louisville .....											
Georgetown ....											
USF .....											
West Virginia ...											
Louisville .....											
Pittsburgh .....											
Syracuse .....											
Providence .....											
Villanova .....											
Seton Hall .....											
West Virginia											

\*denotes games started

### Career Highs

Points .....	0	FTA .....	0
FG .....	0	Rebounds ...	1 multiple opp.
FGA .....	1 multiple opp.	Assists .....	1 multiple opp.
3FG .....	0	Steals .....	1 Tenn. Tech (12/17/05)
3FGA .....	1 Holy Cross (11/25/05)	Blocks .....	0
FT .....	0		

### CAREER STATISTICS

Season	G-GS	Min-Avg	FG-FGA	Pct	3G-3GA	Pct	FT-FTA	Pct	PTS-Avg	REB-Avg	AST-Avg	St	Blk	Dk	TO	PF-D
2005-06	6-0	10-1.7	0-2	.000	0-1	.000	0-0	—	0-0.0	3-0.5	2-0.3	1	0	0	1	1-0
Career	6-0	10-1.7	0-2	.000	0-1	.000	0-0	—	0-0.0	3-0.5	2-0.3	1	0	0	1	1-0



**51 CONNOR BARWIN**  
6-4, 240 Fr. Hazel Park, Mich.

- Joined team as a walk-on Jan. 11.
- Grabbed a career-high three rebounds and dished out an assist vs. Xavier (1/19/06).
- Saw his first action vs. Syracuse on Jan. 14, scoring two points and grabbing a rebound, and recording a steal in eight minutes.
- Earned a letter on the Bearcat football team this past fall.
- Played in all 11 games as a first-year freshman in 2005.
- Showed he was a capable receiver as a backup tight end.
- Averaged 18.0 yards on eight catches with one TD reception.
- Caught a pair of passes for 72 yards vs. Penn State.
- Two-time all-league selection in basketball at University of Detroit Jesuit High, helping school to a league title as a freshman and a district championship his sophomore year.

**2005-06 Game-by-Game Statistics**

	Min	Fg	Fga	3g	3ga	Ft	Fta	Pts	Reb	Ass	St	Blk	TO	Pf
Murray State .....														
Illinois State .....														
Holy Cross .....														
Dayton .....														
Memphis .....														
Vanderbilt .....														
Ohio .....														
Tennessee Tech .....														
Ark.-Monticello .....														
Dayton .....														
LSU .....														
Miami (Ohio) .....														
N. C. A&T .....														
DePaul .....														
Marquette .....														
Connecticut .....														
Syracuse .....	8	0-1	0-0	2-3	2	1	0	1	0	0	0	0	0	0
Xavier .....	7	0-0	0-0	0-0	0	3	1	0	0	0	2	0	0	2
Rutgers .....														
Louisville .....														
Georgetown .....														
USF .....														
West Virginia .....														
Louisville .....														
Pittsburgh .....														
Syracuse .....														
Providence .....														
Villanova .....														
Seton Hall .....														
West Virginia .....														

\*denotes games started

**Career Highs**

Points .....	2	Syracuse (1/14/06)	FTA .....	3	Syracuse (1/14/06)
FG .....	0		Rebounds .....	3	Xavier (1/19/06)
FGA .....	1	Syracuse (1/14/06)	Assists .....	1	Xavier (1/19/06)
3FG .....	0		Steals .....	1	Syracuse (1/14/06)
3FGA .....	0		Blocks .....	0	
FT .....	2	Syracuse (1/14/06)			

**CAREER STATISTICS**

Season	G	-GS	Min	-Avg	FG	-FGA	Pct	3G	-3GA	Pct	FT	-FTA	Pct	PTS	-Avg	REB	-Avg	AST	-Avg	St	Blk	Dk	TO	PF	D
2005-06	2	0	15	-7.5	0	-1	.000	0	-0	—	2	-3	.667	2	-1.0	4	-2.0	1	-0.5	1	0	0	0	2	-0
Career	2	0	15	-7.5	0	-1	.000	0	-0	—	2	-3	.667	2	-1.0	4	-2.0	1	-0.5	1	0	0	0	2	-0



# 53 SCOTT BENKEN

6-6, 220 Senior Cincinnati, Ohio

- Joined team as a walk-on Jan. 17.
- Was a non-scholarship member of the Wake Forest teams for the 2002-03 and 2003-04 seasons.
- Saw action in 11 games over the two seasons, scoring 13 points and grabbing 11 rebounds.
- Had a career-high four points vs. North Carolina

A&T in 2002-03.

- Recorded a personal best four rebounds twice.
- Cincinnati native who began his education at UC in 2001-02, then transferred to Wake Forest for the 2002-03 and 2003-04 school years.
- Returned to UC in 2004-05 to pursue degree in pharmacy.
- Prepped at Elder High School.
- Earned special mention All-Southwest Ohio and honorable mention all-area honors.
- Hit game-winning basket to advance Elder to the regional championships and an eventual runner-up finish in the state tournament.

## 2005-06 Game-by-Game Statistics

	Min	Fg-Fga	3g-3ga	Ft-Fta	Pts	Reb	Ast	St	Blk	TO	Pf
Murray State .....											
Illinois State .....											
Holy Cross .....											
Dayton .....											
Memphis .....											
Vanderbilt .....											
Ohio .....											
Tennessee Tech .....											
Ark.-Monticello .....											
Dayton .....											
LSU .....											
Miami (Ohio) .....											
N. C. A&T .....											
DePaul .....											
Marquette .....											
Connecticut .....											
Syracuse .....											
Xavier .....						dnp					
Rutgers .....											
Louisville .....											
Georgetown .....											
USF .....											
West Virginia .....											
Louisville .....											
Pittsburgh .....											
Syracuse .....											
Providence .....											
Villanova .....											
Seton Hall .....											
West Virginia .....											

----- joined team on Jan. 17-----

\*denotes games started

### Career Highs

Points .....	4	N. C. A&T (12/28/02)	FTA .....	4	N. C. A&T (12/28/02)
FG .....	1	multiple opp.	Rebounds ...	4	multiple opp.
FGA .....	1	multiple opp.	Assists .....	1	multiple opp.
3FG .....	1	Brown (1/6/04)	Steals .....	1	multiple opp.
3FGA .....	1	multiple opp.	Blocks .....	0	
FT .....	4	N. C. A&T (12/28/02)			

## CAREER STATISTICS

Season	G-GS	Min	-Avg	FG-FGA	Pct	3G-3GA	Pct	FT-FTA	Pct	PTS	-Avg	REB	-Avg	AST	-Avg	St	Blk	Dk	TO	PF	D
2002-03*	6-0	16	-2.7	1-2	.500	0-1	.000	4-4	1.000	6	-1.0	9	-1.5	2	-0.3	2	0	0	2	0	0
2003-04*	5-0	13	-2.6	2-3	.667	1-1	1.000	2-2	1.000	7	-1.4	2	-0.5	0	-0.0	0	0	0	0	0	0
2005-06	-	-	-	-	-	-	-	-	-	-	-	-	-	-	-	-	-	-	-	-	-
<b>Career</b>	<b>11-0</b>	<b>29</b>	<b>-2.6</b>	<b>3-5</b>	<b>.600</b>	<b>1-2</b>	<b>.500</b>	<b>6-6</b>	<b>1.000</b>	<b>13</b>	<b>-1.2</b>	<b>11</b>	<b>-1.1</b>	<b>2</b>	<b>-0.2</b>	<b>2</b>	<b>0</b>	<b>0</b>	<b>1</b>	<b>0</b>	<b>0</b>

\*2002-03, 2003-04 Stats from Wake Forest University





# 2005-06 UNIVERSITY OF CINCINNATI MEN'S BASKETBALL STATISTICS

## Records

<b>OVERALL:</b>	13-5	<b>HOME:</b>	8-3
<b>*CONFERENCE:</b>	2-2	<b>AWAY:</b>	2-2
<b>OVERTIME:</b>	1-1	<b>NEUTRAL:</b>	3-0

## Game-By-Game Scoring/Rebounding

Game Starter Stats in **Bold**

+Points/Assists

Date	Score	Opponent	Rank†	Attnd	Hicks	White	KirkInd	Mhmd+	McGwn	Moor+	Dwny+	Tifrd+	Allen	Miller	Watt	Colmn	Murray	Barwin	Craig	Benken
Nov. 19	79 -75 ot	MURRAY STATE (WXIX) .....		8,088	<b>18/ 10</b>	<b>21/ 5</b>	<b>5/ 3</b>	<b>8/ 3</b>	<b>9/ 10</b>	DND	4/ 3	8/ 1	2/ 1	—	—	4/ 1	—			
Nov. 22	76 -59	ILLINOIS STATE (WXIX) .....		8,802	<b>8/ 11</b>	<b>18/ 6</b>	<b>10/ 3</b>	<b>0/ 3</b>	<b>4/ 3</b>	DND	21/ 3	4/ 1	9/ 1	0/ 0	0/ 0	1/ 3	1/ 1			
Nov. 25	77 -55	HOLY CROSS .....		8,902	<b>5/ 5</b>	<b>19/ 3</b>	<b>8/ 2</b>	5/ 4	<b>9/ 7</b>	DND	<b>12/ 3</b>	6/ 0	11/ 5	0/ 1	0/ 1	2/ 3	0/ 0			
Nov. 29	66 -75	DAYTON (WXIX) .....		9,199	<b>18/ 8</b>	<b>15/ 4</b>	<b>4/ 5</b>	0/ 0	<b>13/ 7</b>	DND	<b>8/ 0</b>	—	4/ 2	—	—	4/ 1	0/ 1			
Dec. 3	81 -91	MEMPHIS (ESPN) .....	9/9	9,440	<b>15/ 14</b>	<b>17/ 6</b>	<b>10/ 3</b>	17/ 0	<b>8/ 6</b>	DND	<b>14/ 2</b>	0/ 0	0/ 4	—	—	0/ 1	0/ 0			
Dec. 10	92 -83	at Vanderbilt (WXIX) .....		13,032	<b>13/ 8</b>	<b>18/ 7</b>	<b>15/ 3</b>	9/ 1	<b>10/ 5</b>	9/ 1	<b>18/ 2</b>	—	0/ 3	—	—	—	—			
Dec. 14	86 -58	OHIO (WXIX) .....		9,133	<b>8/ 9</b>	<b>18/ 7</b>	<b>11/ 2</b>	2/ 2	<b>8/ 8</b>	6/ 2	<b>24/ 5</b>	0/ 0	5/ 1	0/ 0	0/ 1	2/ 0	2/ 0			
Dec. 17	105 -62	TENN. TECH (1) (WBQC) .....		7,011	<b>19/ 7</b>	<b>19/ 8</b>	8/ 2	18/ 3	<b>12/ 7</b>	<b>4/ 2</b>	<b>16/ 9</b>	3/ 1	2/ 1	2/ 0	0/ 1		2/ 3			
Dec. 19	84 -63	ARK.-MONTICELLO (1) (WBQC) ...		6,024	<b>15/ 6</b>	<b>18/ 6</b>	<b>12/ 4</b>	15/ 0	<b>9/ 13</b>	0/ 4	<b>13/ 3</b>	2/ 1	0/ 0	0/ 0	0/ 0					
Dec. 22	81 -63	vs. Dayton (2) .....		1,100	<b>10/ 3</b>	<b>19/ 5</b>	<b>10/ 6</b>	5/ 1	<b>11/ 6</b>	2/ 3	<b>21/ 3</b>	—	3/ 5	—	—					
Dec. 23	75 -72	vs. LSU (2) .....		1,000	<b>21/ 7</b>	<b>19/ 5</b>	<b>12/ 4</b>	9/ 1	<b>0/ 1</b>	1/ 0	<b>11/ 8</b>	—	2/ 2	—	—					
Dec. 28	75 -65	vs. MIAMI (Ohio) (3) (WXIX) .....		11,786	<b>11/ 9</b>	<b>10/ 3</b>	<b>9/ 5</b>	15/ 4	<b>10/ 7</b>	0/ 0	<b>19/ 2</b>	—	1/ 0	—	—					
Dec. 30	105 -69	NORTH CAROLINA A&T (WXIX) ...		8,559	<b>24/ 10</b>	<b>23/ 5</b>	<b>11/ 3</b>	2/ 3	<b>12/ 5</b>	5/ 0	<b>13/ 11</b>	3/ 3	11/ 4	1/ 1	0/ 1					
Jan. 4	82 -60	DePAUL* (WXIX) .....		8,605	<b>20/ 15</b>	<b>17/ 6</b>	<b>2/ 3</b>	20/ 0	<b>13/ 20</b>	2/ 1	<b>6/ 6</b>	—	2/ 0	—	—					
Jan. 7	70 -66	at Marquette* (ERT-WXIX) .....		15,105	<b>22/ 12</b>	<b>12/ 5</b>	<b>14/ 5</b>	10/ 1	<b>6/ 4</b>	0/ 0	<b>6/ 2</b>	—	0/ 2	—	—					
Jan. 9	59 -70	at Connecticut* (ESPN) .....	4/4	16,294	<b>14/ 11</b>	<b>18/ 6</b>	<b>14/ 2</b>	0/ 2	<b>6/ 4</b>	0/ 3	<b>7/ 2</b>	0/ 0	0/ 0	—	—					
Jan. 14	58 -77	SYRACUSE* (WXIX-ERT) .....	-/24	13,176	<b>9/ 7</b>	<b>16/ 2</b>	inj	6/ 1	<b>6/ 8</b>	<b>4/ 0</b>	<b>9/ 3</b>	2/ 0	4/ 2	—	—			2/ 1	—	—
Jan. 19	71 -73 ot	at Xavier (4) (ESPN) .....		10,250	<b>12/ 9</b>	<b>16/ 4</b>	inj	10/ 0	<b>11/ 7</b>	<b>0/ 2</b>	<b>22/ 5</b>	—	0/ 1	—	—			0/ 3	—	—
Jan. 22		RUTGERS* (WXIX) .....		2:00			inj													
Jan. 25		at Louisville* (ESPN2) .....		7:30			inj													
Jan. 28		at Georgetown* (ESPN2) .....		12:00			inj													
Jan. 31		USF* (WXIX) .....		8:00			inj													
Feb. 4		at West Virginia* (ERT-WXIX) .....		12:00			inj													
Feb. 6		LOUISVILLE* (ESPN2) .....		7:00			inj													
Feb. 12		at Pittsburgh* (WXIX) .....		2:00			inj													
Feb. 15		at Syracuse* (ESPN) .....		7:30			inj													
Feb. 17		PROVIDENCE* (WXIX) .....		8:00			inj													
Feb. 23		VILLANOVA* (ESPN) .....		9:00			inj													
Feb. 28		at Seton Hall* (WXIX) .....		8:00			inj													
Mar. 4		WEST VIRGINIA* (ESPN) .....		12:00			inj													
Mar. 9-12		BIG EAST Tournament (ESPN)tba .....					inj													
		Madison Square Garden, New York .....					inj													

†Rank (AP/USA Today-ESPN) at the time of the game.  
All times EST and subject to change.

- (1) Las Vegas Holiday Classic, Cincinnati, Ohio
- (2) Las Vegas Holiday Classic, Las Vegas, Nev.
- (3) U.S. Bank Arena, Cincinnati, Ohio
- (4) Skyline Chili Crosstown Shootout

### ATTENDANCE

Home	96,937	-8,812
Away	54,680	-13,670
Neutral	13,886	-4,629
Total	155,183	-9,128

### MISCELLANEOUS

First Half Scoring	688	-38.2
Second Half Scoring	718	-39.9
Overtime	16	-8.0
Points Off Turnovers	358	-19.9
Second Chance Points	224	-12.4
Bench Scoring	308	-17.1

### UC

688	-38.2
718	-39.9
16	-8.0
358	-19.9
224	-12.4
308	-17.1

### OPP

620	-34.4
602	-33.4
14	-7.0
208	-11.6
202	-11.2
330	-18.3

## 2005-06 CINCINNATI BIG EAST CONFERENCE STATISTICS

	G-GS	Min -Avg	FG-FGA	Pct	3-POINT			SCORING	REBOUND	ASSISTS	Stl	Blk	Dnk	TO	PF-DQ	
					FG-FGA	Pct	FT-FTA	Pct	Pts -Avg	Reb -Avg						Ast -Avg
HICKS	4-4	139-34.8	27-53	.509	2-3	.667	9-16	.563	65-16.3	45-11.3	3-0.8	2	18	4	2	9-0
Career	4-4	139-34.8	27-53	.509	2-3	.667	9-16	.563	65-16.3	45-11.3	3-0.8	2	18	4	2	9-0
WHITE	4-4	140-35.0	22-51	.431	7-20	.350	12-16	.750	63-15.8	19-4.8	12-3.0	2	7	2	8	14-0
Career	4-4	140-35.0	22-51	.431	7-20	.350	12-16	.750	63-15.8	19-4.8	12-3.0	2	7	2	8	14-0
KIRKLAND	3-3	68-22.7	10-23	.435	5-13	.385	5-7	.714	30-10.0	10-3.3	5-1.7	1	2	0	4	4-0
Career	3-3	68-22.7	10-23	.435	5-13	.385	5-7	.714	30-10.0	10-3.3	5-1.7	1	2	0	4	4-0
MUHAMMAD	4-0	103-25.8	13-41	.317	6-24	.250	4-6	.667	36-9.0	14-3.5	4-1.0	2	3	0	6	9-0
Career	4-0	103-25.8	13-41	.317	6-24	.250	4-6	.667	36-9.0	14-3.5	4-1.0	2	3	0	6	9-0
McGOWAN	4-4	114-28.5	12-23	.522	0-2	.000	7-8	.875	31-7.8	36-9.0	3-0.8	4	2	3	7	10-0
Career	4-4	114-28.5	12-23	.522	0-2	.000	7-8	.875	31-7.8	36-9.0	3-0.8	4	2	3	7	10-0
DOWNEY	4-4	121-30.3	11-38	.289	0-5	.000	6-10	.600	28-7.0	8-2.0	13-3.3	10	1	0	7	9-0
Career	4-4	121-30.3	11-38	.289	0-5	.000	6-10	.600	28-7.0	8-2.0	13-3.3	10	1	0	7	9-0
BARWIN	1-0	8-8.0	0-1	.000	0-0	—	2-3	.667	2-2.0	1-1.0	0-0.0	1	0	0	0	0-0
Career	1-0	8-8.0	0-1	.000	0-0	—	2-3	.667	2-2.0	1-1.0	0-0.0	1	0	0	0	0-0
ALLEN	4-0	34-8.5	2-6	.333	1-3	.333	1-2	.500	6-1.5	4-1.0	0-0.0	1	1	0	1	3-0
Career	4-0	34-8.5	2-6	.333	1-3	.333	1-2	.500	6-1.5	4-1.0	0-0.0	1	1	0	1	3-0
MOORE	4-1	70-17.5	3-12	.250	0-7	.000	0-0	—	6-1.5	3-0.8	4-1.0	4	0	0	4	8-0
Career	4-1	70-17.5	3-12	.250	0-7	.000	0-0	—	6-1.5	3-0.8	4-1.0	4	0	0	4	8-0
TILFORD	2-0	3-1.5	0-1	.000	0-1	.000	2-2	1.000	2-1.0	0-0.0	0-0.0	1	0	0	1	0-0
Career	2-0	3-1.5	0-1	.000	0-1	.000	2-2	1.000	2-1.0	0-0.0	0-0.0	1	0	0	1	0-0
MILLER	-	-	-	-	-	-	-	-	-	-	-	-	-	-	-	-
Career	-	-	-	-	-	-	-	-	-	-	-	-	-	-	-	-
WATT	-	-	-	-	-	-	-	-	-	-	-	-	-	-	-	-
Career	-	-	-	-	-	-	-	-	-	-	-	-	-	-	-	-
CRAIG	-	-	-	-	-	-	-	-	-	-	-	-	-	-	-	-
Career	-	-	-	-	-	-	-	-	-	-	-	-	-	-	-	-
BENKEN	-	-	-	-	-	-	-	-	-	-	-	-	-	-	-	-
Career	-	-	-	-	-	-	-	-	-	-	-	-	-	-	-	-
TEAM										14					0	0
CINCINNATI	4	800-40.0	100-249	.402	21-78	.269	48-70	.686	269-67.3	154-38.5	44-11.0	28	34	9	40	66-0
OPPONENTS	4	800-40.0	102-260	.392	21-68	.309	48-66	.727	273-68.3	174-43.5	46-11.5	22	25	8	51	63-1

JUMP BALLS: UC-3, Opp-1

DEAD BALL REBOUNDS: UC-9, OPP-9

## SEASON SUPERLATIVES

	Individual High	Cincinnati High	Opponent High
<b>Points</b>	24 Downey v Ohio	105 v Tennessee Tech	91 by Memphis
	24 Hicks v N.C. A&T	105 v N.C. A&T	
<b>FG Made</b>	11 Hicks v N.C. A&T	40 v Tennessee Tech	32 by Memphis
<b>FG Attempted</b>	21 White v Murray State	75 v Xavier	75 by Memphis
<b>3-Pt FG Made</b>	5 Muhammad v Ark.-Monticello	12 v Ark.-Monticello	11 by Memphis
<b>3-Pt FG Att.</b>	8 Muhammad v Ark.-Monticello	27 v Ark.-Monticello	26 by Murray State
<b>FT Made</b>	9 Hicks v Memphis	25 v 3 opponents	23 by Vanderbilt
	9 Downey v Miami		
<b>FT Attempted</b>	14 Hicks v Memphis	34 v Memphis	34 by Vanderbilt
<b>Rebounds</b>	20 McGowan v DePaul	53 v DePaul	56 by Xavier
<b>Rebound Margin</b>		+18 v DePaul	+24 by Syracuse
<b>Fouls</b>		24 v Vanderbilt	25 by Illinois State
<b>Assists</b>	11 Downey v N.C. A&T	25 v N.C. A&T	18 by Memphis, LSU
<b>Turnovers</b>	5 Kirkland v Illinois State	20 v Memphis	26 by Illinois State
	5 White v Memphis		
<b>Blocks</b>	10 Hicks v Marquette	18 v Marquette	11 by Connecticut
<b>Steals</b>	5 Downey v Marquette	14 v Ohio, Tennessee Tech	10 by Holy Cross, Memphis
<b>FG Pct.</b>		.563 v Tennessee Tech (40-71)	.528 by LSU (28-53)
<b>3-Pt FG Pct.</b>		.545 v Miami (6-11)	.556 by Dayton (5-9)-2
<b>FT Pct.</b>		.926 v Dayton (25-27)-2	.923 by Murray State (12-13)

## SEASON TEAM LOWS

	Cincinnati	Opponents
<b>Points</b>	58 v Syracuse	55 by Holy Cross
<b>FG Made</b>	19 v Syracuse	19 by Holy Cross
<b>FG Attempted</b>	48 v Miami	49 by Dayton-2
<b>3-Pt FG Made</b>	2 v Tennessee Tech, Dayton	1 by Xavier
<b>3-Pt FG Att.</b>	11 v Miami	8 by LSU
<b>FT Made</b>	5 v Xavier	8 by Ark.-Monticello, Miami
<b>FT Attempted</b>	11 v Xavier	10 by Ark.-Monticello
<b>Rebounds</b>	25 v LSU	31 by Ark.-Monticello
<b>Fouls</b>	11 v Ark.-Monticello	11 by DePaul
<b>Assists</b>	7 v Dayton-1, Syracuse	5 by DePaul
<b>Turnovers</b>	6 v DePaul	9 by DePaul
<b>Blocks</b>	0 v Murray State	0 by Dayton-2
<b>Steals</b>	3 v 3 opponents	0 by Dayton-2
<b>FG Pct.</b>	.333 v Syracuse (19-57)	.302 by Holy Cross (19-63)
<b>3-FG Pct.</b>	.118 v Dayton (2-17)-2	.056 by Xavier (1-18)
<b>FT Pct.</b>	.455 v Xavier (5-11)	.500 by Dayton (14-28)-2

## 2005-06 UNIVERSITY OF CINCINNATI MEN'S BASKETBALL STATISTICS

### Game-by-Game Team Totals

	FG-FGA	Pct	3G-3GA	Pct	FT-FTA	Pct	Reb	Ast	Stl	Blk	To	PF-D	1st	2nd	OT	Score
MURRAY STATE	27 -70	.386	9 -26	.346	12 -13	.923	41	14	6	6	15	22 -1	33	37	5	75
@ CINCINNATI	26 -66	.394	5 -19	.263	22 -28	.786	43	14	3	0	11	17 -0	35	35	9	79
ILLINOIS STATE	20 -51	.392	9 -22	.409	10 -14	.714	33	16	1	2	26	25 -0	34	25	-	59
@ CINCINNATI	25 -61	.410	8 -20	.400	18 -26	.692	34	15	12	7	13	17 -0	43	33	-	76
HOLY CROSS	19 -63	.302	4 -15	.267	13 -16	.813	39	11	10	1	19	19 -1	26	29	-	55
@ CINCINNATI	28 -59	.475	5 -16	.313	16 -21	.762	37	16	12	7	16	17 -0	29	48	-	77
DAYTON	27 -55	.491	5 -12	.417	16 -19	.842	36	12	3	3	12	14 -0	43	32	-	75
@ CINCINNATI	24 -63	.381	4 -19	.211	14 -17	.824	33	7	4	5	10	17 -0	35	31	-	66
MEMPHIS	32 -75	.427	11 -21	.524	16 -25	.640	45	18	10	8	18	24 -2	44	47	-	91
@ CINCINNATI	25 -66	.379	6 -20	.300	25 -34	.735	42	8	3	5	20	20 -2	35	46	-	81
@ VANDERBILT	26 -60	.433	8 -16	.500	23 -34	.676	43	14	8	1	17	20 -0	41	42	-	83
CINCINNATI	30 -62	.484	7 -18	.389	25 -30	.833	32	11	9	4	10	24 -1	49	43	-	92
OHIO	21 -65	.323	7 -24	.292	9 -16	.563	41	12	3	3	18	15 -0	38	20	-	58
@ CINCINNATI	34 -67	.507	7 -20	.350	11 -14	.786	39	17	14	7	10	12 -0	39	47	-	86
TENNESSEE TECH	20 -62	.323	7 -20	.350	15 -26	.577	35	7	2	2	22	22 -0	25	37	-	62
@ CINCINNATI	40 -71	.563	2 -12	.167	23 -29	.793	44	22	14	6	9	17 -0	51	54	-	105
ARK-MONTICELLO	25 -56	.446	5 -21	.238	8 -10	.800	31	14	5	4	15	17 -0	28	25	-	63
@ CINCINNATI	27 -63	.429	12 -27	.444	18 -21	.857	37	15	8	5	10	11 -0	38	46	-	84
DAYTON	22 -49	.449	5 -9	.556	14 -28	.500	38	8	0	0	20	24 -0	32	31	-	63
vs. CINCINNATI	27 -62	.435	2 -17	.118	25 -27	.926	33	8	3	4	7	23 -0	38	43	-	81
LSU	28 -53	.528	2 -8	.250	14 -21	.667	38	18	8	5	23	16 -0	37	35	-	72
vs. CINCINNATI	28 -60	.467	9 -19	.474	10 -15	.667	25	16	5	6	14	14 -0	39	36	-	75
MIAMI (Ohio)	25 -64	.391	7 -25	.280	8 -13	.615	32	12	5	6	12	19 -0	35	30	-	65
vs. CINCINNATI	23 -48	.479	6 -11	.545	23 -26	.885	32	12	4	6	14	13 -0	30	45	-	75
N. CAROLINA A&T	26 -65	.400	7 -16	.438	10 -16	.625	35	11	6	1	24	20 -0	34	35	-	69
@ CINCINNATI	37 -67	.552	10 -22	.455	21 -28	.750	40	25	13	8	13	17 -0	52	53	-	105
DePAUL	23 -64	.359	5 -17	.294	9 -15	.600	35	5	2	6	9	11 -0	23	37	-	60
@ CINCINNATI	34 -73	.466	5 -20	.250	9 -13	.692	53	13	5	6	6	13 -0	35	47	-	82

	<b>FG-FGA</b>	<b>Pct</b>	<b>3G-3GA</b>	<b>Pct</b>	<b>FT-FTA</b>	<b>Pct</b>	<b>Reb</b>	<b>Ast</b>	<b>Stl</b>	<b>Blk</b>	<b>To</b>	<b>PF-D</b>	<b>1st</b>	<b>2nd</b>	<b>OT</b>	<b>Score</b>				
@ MARQUETTE	25	.66	.379	6	19	.316	10	13	8	4	13	16	0	46	20	-	66			
CINCINNATI	26	.60	.433	6	21	.286	12	17	7	18	14	15	0	36	34	-	70			
@ CONNECTICUT	25	.67	.373	4	15	.267	16	20	8	11	14	14	0	37	33	-	70			
CINCINNATI	21	.59	.356	6	18	.333	11	14	7	8	13	19	0	33	26	-	59			
SYRACUSE	29	.63	.460	6	17	.353	13	18	4	4	15	22	1	34	43	-	77			
@ CINCINNATI	19	.57	.333	4	19	.211	16	26	9	2	7	19	0	34	24	-	58			
@ XAVIER	28	.68	.412	1	18	.056	16	28	5	9	13	16	1	30	34	9	73			
CINCINNATI	28	.75	.373	10	24	.417	5	11	9	8	9	23	1	37	27	7	71			
<b>UC Wins (13)</b>																				
OPPONENTS	307	.788	.390	81	238	.340	155	235	.660	477	155	64	41	233	246	2	432	413	5	850
CINCINNATI	385	.819	.470	84	242	.347	233	295	.790	491	196	109	84	147	210	1	514	564	9	1087
<b>UC Losses (5)</b>																				
OPPONENTS	141	.328	.430	27	83	.325	77	110	.700	240	71	30	35	72	90	4	188	189	9	386
CINCINNATI	117	.320	.366	30	100	.300	71	102	.696	175	47	32	28	59	98	3	174	154	7	335
<b>Home Games (11)</b>																				
OPPONENTS	269	.689	.390	75	211	.355	131	188	.697	422	132	61	40	184	211	5	362	377	5	744
CINCINNATI	319	.713	.447	68	214	.318	193	257	.751	429	159	98	58	124	177	2	426	464	9	899
<b>Road Games (7)</b>																				
OPPONENTS	179	.427	.419	33	110	.300	101	157	.643	295	94	42	36	112	125	1	258	225	9	492
CINCINNATI	183	.426	.430	46	128	.359	111	140	.793	237	84	44	54	81	131	2	262	254	7	523