

2011-12 CINCINNATI BEARCATS **MEN'S BASKETBALL**

BASKETBALL CONTACT: **ANDRE FOUSHEE**

andre.foushee@uc.edu

O/C: 513-556-5182/859-797-7871

GoBEARCATS.com

CINCINNATI SPORTS COMMUNICATIONS: RICHARD E. LINDNER CENTER ► 2751 O'VARSITY WAY, SUITE 860 ► CINCINNATI, OHIO 45221-0021 ► (P) 513.556.5191 ► (F) 513.556.0619

SCHEDULE/RESULTS

DAY/DATE	OPPONENT	TV TIME/RESULT
Tues./Nov. 1	McGILL (EXH.)	W, 75-41
Tues./Nov. 8	NORTHERN KY (EXH.)	W, 66-54
Sun./Nov. 13	ALABAMA STATE	FSO W, 65-40
Tues./Nov. 15	JACKSONVILLE ST.	FSO W, 73-59
Sat./Nov. 19	PRESBYTERIAN	L, 54-56
Mon./Nov. 21	NORTHWESTERN ST.	FSO W, 71-43
Fri./Nov. 25	MARSHALL	ESPN3 (OT) L, 69-73
Tues./Nov. 29	MIAMI (OHIO)	FSO W, 56-47
Fri./Dec. 2	at Georgia	ESPNU W, 57-51
Sat./Dec. 10	at No. 8 Xavier	ESPN2 L, 53-76
Wed./Dec. 14	at Wright State	ESPN2 W, 78-58
Sat./Dec. 17	RADFORD	ESPN3 W, 101-70
Wed./Dec. 21	ARK.-PINE BLUFF	FSO W, 101-53
Fri./Dec. 23	CHICAGO STATE	FSO W, 95-60
Thurs./Dec. 29	vs. Oklahoma-1	ESPNU W, 56-55
Sun./Jan. 1	at No. 22 Pittsburgh*	BEN/FSO W, 66-63
Wed./Jan. 4	NOTRE DAME*	BEN/FSO W, 71-55
Sat./Jan. 7	ST. JOHN'S*	BEN/FSO L, 55-57
Mon./Jan. 9	at No. 11 Georgetown*	ESPNU W, 68-64
Sat./Jan. 14	VILLANOVA*	BEN/CW W, 82-78
Wed./Jan. 18	at No. 13 Connecticut*	ESPN2 W, 70-67
Sat./Jan. 21	at West Virginia*	ESPNU (OT) L, 74-77
Mon./Jan. 23	No. 3 SYRACUSE*	ESPN L, 53-60
Sat./Jan. 28	at Rutgers*	BEN/FSO L, 54-61
Sat./Feb. 4	DePAUL*	BEN/FSO W, 74-66
Wed./Feb. 8	at St. John's*	ESPNU W, 76-54
Sat./Feb. 11	at No. 18 Marquette*	ESPNU L, 78-95
Wed./Feb. 15	PROVIDENCE*	ESPNU W, 81-66
Sat./Feb. 18	SETON HALL*	BEN/FSO W, 62-57
Thu./Feb. 23	No. 17 LOUISVILLE*	ESPN W, 60-56
Sun./Feb. 26	at South Florida*	BEN/CW L, 45-46
Wed./Feb. 29	No. 8 MARQUETTE*	ESPN2 W, 71-62
Sat./Mar. 3	at Villanova*	ESPN W, 72-68
2012 BIG EAST Championship-2		
Thurs./Mar. 8	Qrts: No. 13 Georgetown	ESPN (2OT) W, 72-70
Fri./Mar. 9	Semis: No. 2 Syracuse	ESPN W, 71-68
Sat./Mar. 10	Finals: Louisville	ESPN L, 44-50
2012 NCAA Tournament		
Fri./Mar. 16	2nd Rd: Texas-3	CBS W, 65-59
Sun./Mar. 18	3rd Rd: No. 10 Florida St.-3	TBS W, 62-56
Thurs./Mar. 22	Reg. Semi: No. 7 Ohio St.-4	CBS L, 66-81

* - BIG EAST Conference game

All game times are Eastern and subject to change.

FSO- Fox Sports Ohio; ESPN/2-Televised on either ESPN or ESPN2;

BEN- BIG EAST Network (FSO and The CW-Cincinnati; check local listing for other markets)

1-US Bank Arena (Cincinnati, Ohio); 2-Madison Square Garden

(New York, N.Y.); 3-Nashville, Tenn., (Bridgestone Arena);

4-Boston (TD Garden)

2011-12 SEASON RECAP NOTES

BIG EAST CHAMPIONSHIP FINALISTS; NCAA CHAMPIONSHIP SWEET 16

FINAL RECORD: 26-11 OVERALL, 12-6 BIG EAST

FINAL RANKINGS (AP POLL/USA TODAY-ESPN COACHES POLL): RV/NO. 18

BIG EAST Tournament Run and NCAA Championship Sweet 16 Appearance Highlight 2011-12 Campaign

Runs in the BIG EAST Championship and NCAA Tournament along with a school-record eight wins against ranked opponents and a No. 18 ranking in the final USA Today-ESPN Coaches poll highlighted a standout 2011-12 season for the Cincinnati Bearcats.

Cincinnati (26-11, 12-6 BIG EAST) recovered from a 5-3 start to win 21 of its last 29 games -- including nine of its last 12 contests -- en route to setting the school record for most BIG EAST Conference wins (12) and best finish in the BIG EAST standings (tied for fourth). The Bearcats also made the school's first appearance in the BIG EAST Championship title game and advanced to the NCAA Championship Sweet 16 for the first time since 2001.

SEASON HIGHLIGHTS

- Reached the NCAA Championship regional semifinals for the first time since 2001.
- Qualified for the NCAA Championship in back-to-back seasons for the first time since 2004 and 2005.
- Won 25 or more games in back-to-back seasons for the first time since 2004 and 2005.
- Advanced to the BIG EAST Championship title game for the first time since joining the league.
- Finished the season ranked No. 18 in the USA Today-ESPN Coaches poll. It marked the Bearcats' highest ranking in the poll since 2005 (No. 17 in week 11) and their highest at season's end since 2004 (No. 18 in week 18).
- Won a school-record 12 BIG EAST Conference regular-season games.
- Recorded its best finish in the BIG EAST Conference standings, tying Georgetown and USF for fourth place.
- Received the school's first double-bye in the BIG EAST Championship.
- Defeated a school-record eight ranked teams, including No. 2 Syracuse.
- Won seven road games during the season, second-most in the BIG EAST behind only Syracuse.
- Sean Kilpatrick was named second team All-BIG EAST Conference by the league's coaches. He became the first UC player to earn first or second team accolades since Deonta Vaughn was a first-team selection in 2007-08.
- Sean Kilpatrick led the BIG EAST, averaging 2.49 three-pointers per game.
- Sean Kilpatrick and Dion Dixon earned BIG EAST Player of the Week accolades.
- Yancy Gates finished his career 14th on UC's all-time scoring list with 1,485 points and ninth on the school's all-time rebounding list with 916 boards.
- Gates became only the sixth player in UC history to compile more than 1,400 points and 900 rebounds in his career.
- Gates became the first player in school history to lead his team in rebounding for four consecutive seasons.
- Dion Dixon became the school's all-time leader in games played with 137.
- Dixon finished 22nd on the school's all-time scoring list with 1,281 points.
- Cashmere Wright set the school record for steals in a season with 74. He ranked fourth in the BIG EAST and 35th nationally with 2.0 steals per game.
- Head coach Mick Cronin earned his 100th career win at Cincinnati and finished the season with 113 career wins at the school, tying former coach Ed Jucker for fifth most in program history.
- The Bearcats ranked among the nation's Top 40 teams for fewest fouls per game (16th at 15.4), turnovers per game (18th at 10.9), turnover margin (23rd at +3.1), assist-to-turnover ratio (36th at 1.19-to-1) and scoring defense (40th at 61.5).
- Cincinnati led the BIG EAST in three-pointers made (260) and attempted (763).

CINCINNATI STARTERS & ROSTER

No.	Name	Pos.	Ht.	Wt.	Cl.	Hometown	GP/GS	PPG	RPG	APG	MIN
1	Cashmere Wright	G	6-0	175	R-Jr.	Savannah, Ga.	37/36	10.9	3.8	4.6	31.2
3	Dion Dixon	G	6-3	195	Sr.	Chicago, Ill.	37/37	13.0	3.4	2.1	34.2
23	Sean Kilpatrick	G	6-4	215	R-So.	White Plains, N.Y.	37/37	14.3	4.6	2.1	34.5
44	JaQuon Parker	G	6-3	210	Jr.	Suffolk, Va.	30/24	9.4	5.6	1.3	26.6
34	Yancy Gates	F	6-9	260	Sr.	Cincinnati, Ohio	31/29	12.2	8.9	0.9^	32.0
Off the Bench											
0	Jeremiah Davis III	G	6-3	200	Fr.	Muncie, Ind.	27/0	2.5	0.9	0.5	7.9
2	Octavius Ellis	F	6-9	200	Fr.	Memphis, Tenn.	3/0	2.3	1.7	0.7^	8.3
5	Justin Jackson	F	6-8	210	So.	Cocoa Beach, Fla.	37/20	5.1	4.2	1.6^	21.1
10	Alex Eppenstein	G	6-3	210	Jr.	Cincinnati, Ohio	8/0	0.8	0.3	0.3	2.1
13	Cheikh Mbodj	C	6-10	245	Jr.-Tr.	Dakar, Senegal	28/1	1.7	2.1	0.7^	9.7
14	Ge'Lawn Guyn	G	6-1	175	Fr.	Georgetown, Ky.	32/0	2.3	0.8	0.6	10.1
15	Jermaine Sanders	F	6-5	225	Fr.	Far Rockaway, N.Y.	28/0	1.7	1.2	0.5	8.5
24	Kelvin Gaines	C	6-10	225	R-Fr.	Ocala, Fla.	17/1	0.8	2.2	1.4^	8.5

^ - Blocks; * - Steals; Starters listed are from previous game.

BEARCATS IN THE NCAA TOURNAMENT

2012 SEED: NO. 6

Head Coach: Mick Cronin

Captains: Yancy Gates, Dion Dixon

East Regional Nashville, Tenn.

M 16 Texas W 65-59

M 18 Florida State W 62-56

East Regional Semifinal Boston, Mass.

M22 Ohio State L 66-81

2011 FINAL RECORD: 26-9 SEED: NO. 6

Head Coach: Mick Cronin

Captains: Rashad Bishop, Larry Davis,

Ibrahima Thomas, Eddie Tyree, Darnell Wilks

West Regional Washington, D.C.

M 17 Missouri W 78-63

M 19 Connecticut L 58-69

2005 FINAL RECORD: 25-8 SEED: NO. 7

Head Coach: Bob Huggins

Captains: Jason Maxiell, Nick Williams

Austin Regional Indianapolis, Ind.

M 17 Iowa W 76-64

M 19 Kentucky L 60-69

2004 FINAL RECORD: 25-7 SEED: NO. 4

Head Coach: Bob Huggins

Captains: Jason Maxiell, Field Williams

Atlanta Regional Columbus, Ohio

M 19 East Tennessee St. W 80-77

M 21 Illinois L 68-92

2003 FINAL RECORD: 17-12 SEED: NO. 8

Head Coach: Bob Huggins

Captain: Leonard Stokes

West Regional Salt Lake City, Utah

M 20 Gonzaga L 69-74

2002 FINAL RECORD: 31-4 SEED: NO. 1

Head Coach: Bob Huggins

Captains: Steve Logan, Immanuel McElroy

West Regional Pittsburgh, Pa.

M 15 Boston University W 90-52

M 17 UCLA L-2ot 101-105

2001 FINAL RECORD: 25-10 SEED: NO. 5

Head Coach: Bob Huggins

Captains: Steve Logan, Kenny Satterfield

West Regional San Diego, Cal.

M 15 Brigham Young W 84-59

M 17 Kent State W 66-43

West Regional Finals Anaheim, Cal.

M 22 Stanford L 65-78

2000 FINAL RECORD: 29-4 SEED: NO. 2

Head Coach: Bob Huggins

Captains: Kenyon Martin, Pete Mickeal

South Regional Nashville, Tenn.

M 17 UNC Wilmington W 64-47

M 19 Tulsa L 61-69

1999 FINAL RECORD: 27-6 SEED: NO. 3

Head Coach: Bob Huggins

Captains: Melvin Levett, Kenyon Martin

East Regional Boston, Mass.

M 12 George Mason W 72-48

M 14 Temple L 54-64

1998 FINAL RECORD: 27-6 SEED: NO. 2

Head Coach: Bob Huggins

Captains: D'Juan Baker, Bobby Brannen

West Regional Boise, Idaho

M 12 Northern Arizona W 65-62

M 14 West Virginia L 74-75

1997 FINAL RECORD: 26-8 SEED: NO. 3

Head Coach: Bob Huggins

Captains: Darnell Burton, Damon Flint, Danny Fortson

Midwest Reg. Auburn Hills, Mich.

M 13 Butler W 86-69

M 15 Iowa State L 66-67

1996 FINAL RECORD: 27-4 SEED: NO. 2

Head Coach: Bob Huggins

Captain: Keith Gregor

Southeast Regional Orlando, Fla.

M 15 UNC Greensboro W 66-61

M 17 Temple W 78-65

Southeast Reg. Finals Lexington, Ky.

M 22 Georgia Tech W 87-70

M 24 Mississippi State L 63-73

1995 FINAL RECORD: 23-11 SEED: NO. 7

Head Coach: Bob Huggins

Captains: Curtis Bostic, LaZelle Durden, Keith Gregor

West Regional Salt Lake City, Utah

M 16 Temple W 77-71

M 18 Connecticut L 91-96

1994 FINAL RECORD: 22-10 SEED: NO. 8

Head Coach: Bob Huggins

Captains: Curtis Bostic, Keith Gregor

West Regional Ogden, Utah

M 17 Wisconsin L 72-80

1993 FINAL RECORD: 27-5 SEED: NO. 2

Head Coach: Bob Huggins

Captains: Tarrance Gibson, Terry Nelson

East Regional Syracuse, N.Y.

M 19 Coppin State W 93-66

M 21 New Mexico State W 92-55

East Reg. Finals E. Rutherford, N.J.

M 26 Virginia W 71-54

M 28 North Carolina L-ot 68-75

1992 NCAA FINAL FOUR

FINAL RECORD: 29-5

SEED: NO. 3

Head Coach: Bob Huggins

Captains: Anthony Buford, Herb Jones, Mike Reicheneker

Midwest Regional Dayton, Ohio

M 13 Delaware W 85-47

M 14 Michigan State W 77-65

Midwest Reg. Finals Kansas City, Mo.

M 20 Texas-El Paso W 69-67

M 22 Memphis State W 88-57

Final Four Minneapolis, Minn.

A 4 Michigan L 72-76

1977 FINAL RECORD: 25-5

Head Coach: Gale Catlett

Captain: Gary Yoder

Midwest Regional Omaha, Neb.

M 12 Marquette L 51-66

1976 FINAL RECORD: 25-6

Head Coach: Gale Catlett

Captains: Mike Artis, Garry Kamstra, Hal Ward

Midwest Regional Lawrence, Kan.

M 13 Notre Dame L 78-79

1975 FINAL RECORD: 23-6

Head Coach: Gale Catlett

Captain: Steve Collier

Midwest Regional Lubbock, Tex.

M 15 Texas A&M W 73-68

Midwest Reg. Final Las Cruces, N.M.

M 20 Louisville L 63-78

M 22 Notre Dame W 95-87

1966 FINAL RECORD: 21-7

Head Coach: Tay Baker

Captain: Don Rolfes

Midwest Regional Lubbock, Tex.

M 11 Texas-El Paso L-ot 76-78

M 12 So. Methodist L 84-89

1963 NCAA RUNNER-UP

FINAL RECORD: 26-2

Head Coach: Ed Jucker

Captain: Tony Yates

Midwest Regional Lawrence, Kan.

M 15 Texas W 73-68

M 16 Colorado W 67-60

Final Four Louisville, Ky.

M 22 Oregon State W 80-46

M 23 Loyola (IL) L-ot 58-60

1962 NCAA CHAMPIONS

FINAL RECORD: 29-2

Head Coach: Ed Jucker

Captain: Paul Hogue

Midwest Regional Manhattan, Kan.

M 16 Creighton W 66-46

M 17 Colorado W 73-46

Final Four Louisville, Ky.

M 23 UCLA W 72-70

M 24 Ohio State W 71-59

1961 NCAA CHAMPIONS

FINAL RECORD: 27-3

Head Coach: Ed Jucker

Captains: Bob Weisenhahn, Carl Bouldin

Midwest Regional Lawrence, Kan.

M 17 Texas Tech W 78-55

M 18 Kansas State W 69-64

Final Four Kansas City, Mo.

M 24 Utah W 82-67

M 25 Ohio State W-ot 70-65

1960 NCAA FINAL FOUR

FINAL RECORD: 28-2

Head Coach: George Smith

Captains: Oscar Robertson, Ralph Davis

Midwest Regional Manhattan, Kan.

M 11 DePaul W 99-59

M 12 Kansas W 82-71

Final Four San Francisco, Calif.

M 18 California L 69-77

M 19 New York U. W 95-71

1959 NCAA FINAL FOUR

FINAL RECORD: 26-4

Head Coach: George Smith

Captains: Oscar Robertson,

Mike Mendenhall

Midwest Regional Lawrence, Kan.

M 13 Texas Christian W 77-73

M 14 Kansas State W 85-75

Final Four Louisville, Ky.

M 20 California L 58-64

M 21 Louisville W 98-85

1958 FINAL RECORD: 25-3

Head Coach: George Smith

Captains: Connie Dierking, Wayne Stevens

Midwest Regional Lawrence, Kan.

M 14 Kansas State L-ot 80-83

M 15 Arkansas W 97-62

UC IN THE NCAA TOURNAMENT

1958	1-1	Midwest Regional—3rd place
1959	3-1	Midwest Regional—Champs
		Final Four—3rd place
1960	3-1	Midwest Regional—Champs
		Final Four—3rd place
1961	4-0	Midwest Regional—Champs
		Final Four—National Champs
1962	4-0	Midwest Regional—Champs
		Final Four—National Champs
1963	3-1	Midwest Regional—Champs
		Final Four—Runner-Up
1966	0-2	Midwest Regional—4th place
1975	2-1	Midwest Regional—3rd place
1976	0-1	Midwest Pre-Regional
1977	0-1	Midwest Pre-Regional
1992	4-1	Midwest Regional (No. 4 seed)
		Regional Champs
		Final Four—Semifinalist
1993	3-1	East Regional (No. 2 seed)
		Regional Runner-up
1994	0-1	West Regional (No. 8 seed)
1995	1-1	West Regional (No. 7 seed)
1996	3-1	Southeast Regional (No. 2 seed)
		Regional Runner-up
1997	1-1	Midwest Regional (No. 3 seed)
1998	1-1	West Regional (No. 2 seed)
1999	1-1	East Regional (No. 3 seed)
2000	1-1	South Regional (No. 2 seed)
2001	2-1	West Regional (No. 5 seed)
2002	1-1	West Regional (No. 1 seed)
2003	0-1	West Regional (No. 8 seed)
2004	1-1	Atlanta Regional (No. 4 seed)
2005	1-1	Austin Regional (No. 7 seed)
2011	1-1	West Regional (No. 6 seed)
2012	2-1	East Regional (No. 6 seed)

BEARCATS IN THE NCAA TOURNAMENT

CINCINNATI IN THE NCAA TOURNAMENT

- The Bearcats made their 26th NCAA Championship appearance overall and their 16th in the past 21 years.
- UC made its first back-to-back appearances in the tournament since 2004 and 2005.
- The Bearcats returned to the tournament for the first time in six seasons in 2010-11 as a No. 6 seed in the West region. UC knocked off Missouri 78-63 in the second round in Washington, D.C., before falling to fellow BIG EAST Conference member and eventual national champion, Connecticut 69-58 two days later.
- During its NCAA Championship history, Cincinnati has compiled a 43-25 all-time record en route to winning two national titles (1961 and 1962) and making eight regional finals and six final fours.
- The 2011-12 campaign marked the 50th anniversary of UC's 1962 national title team and the 20th anniversary of the 1992 run to the Final Four.
- UC made its first appearance in the Sweet 16 since the 2001 season when the Bearcats fell to Stanford 78-65 in the West Region Semifinal.
- UC is now 3-2 in the regional semifinal in the NCAA's current championship format.
- The 2012 Championship marked the third time UC has been slotted in the East Region. UC holds a 6-3 mark in East Region play.
- The Bearcats' No. 6 seed in the East region is their highest in the NCAA Championship since earning a No. 4 seed in the Atlanta Region in the 2004 tournament.
- Cincinnati is one of only five programs in the nation to play in three consecutive NCAA national title games (1961-63), joining Ohio State (1960-62), UCLA (1967-73), Duke (1990-92) and Kentucky (1996-98). The Bearcats won the crown in 1961 and 1962 and were second in 1963.

OHIO AND THE TRI-STATE MARK THE HEART OF COLLEGE BASKETBALL?

- The state of Ohio was the first in tournament history to place four schools in the Sweet 16 when Cincinnati, Ohio, Ohio State and Xavier advanced to the second week of the tournament in 2012.
- Seven teams from the Tri-State of Indiana, Kentucky and Ohio advanced to the Sweet 16 round of the 2012 tournament (nearly half of the field): Cincinnati, Indiana, Kentucky, Louisville, Ohio, Ohio State and Xavier. All seven teams are within a 130-mile radius of the Queen City.

UC AT THE NCAA TOURNAMENT

- Appearances: 26
- Record: 43-25 (.632)
- 8 Elite Eight Appearances
- 6 Final Four Appearances
- 2 National Championships

RECORD BY REGION AT THE NCAA TOURNAMENT

Atlanta Regional: 1-1	Austin Regional: 1-1
East Regional: 6-3	Midwest Region: 25-11
South Regional: 1-1	Southeast Regional: 3-1
West Regional: 6-7	

RECORD BY SEED AT THE NCAA TOURNAMENT

No. 1 seed: 1-1	No. 2 seed: 8-4
No. 3 seed: 6-3	No. 4 seed: 1-1
No. 5 seed: 2-1	No. 6 seed: 3-2
No. 7 seed: 2-2	No. 8 seed: 0-2

RECORD BY LOCATION AT THE NCAA TOURNAMENT

Anaheim, Calif.: 0-1	Auburn Hills, Mich.: 1-1
Boise, Idaho: 1-1	Boston, Mass.: 1-2
Columbus, Ohio: 1-1	Dayton, Ohio: 2-0
E. Rutherford, N.J.: 1-1	Indianapolis, Ind.: 1-1
Kansas City, Mo.: 2-0	Las Cruces, N.M.: 1-1
Lawrence, Kan.: 7-1	Lexington, Ky.: 1-1
Louisville, Ky.: 4-2	Lubbock, Texas: 1-2
Manhattan, Kan.: 2-0	Minneapolis, Minn.: 0-1
Nashville, Tenn.: 3-1	Ogden, Utah: 0-1
Omaha, Neb.: 0-1	Orlando, Fla.: 2-0
Pittsburgh, Pa.: 1-1	Salt Lake City, Utah: 1-2
San Diego, Calif.: 2-0	San Francisco, Calif.: 1-1
Syracuse, N.Y.: 2-0	Washington, D.C.: 1-1

UC TEAM-SINGLE GAME RECORDS (NCAAs)

Points	101	v. UCLA, 2002
FG	43	v. DePaul, 1960
FGA	80	v. UCLA, 2002
FG Pct.	.614	v. Temple, 1995
3-FG	15	v. Connecticut, 1995
3-FGA	32	v. East Tenn. St., 2004
3-FG Pct	.579	v. Brigham Young, 2001
FT	27	v. Arkansas, 1958
FTA	39	v. Oregon State, 1963
FT Pct.	.900	v. Temple, 1996
Assists	24	v. Louisville, 1959
Rebounds	68	v. Texas Tech, 1961

UC INDIVIDUAL-SINGLE GAME RECORDS (NCAAs)

Points	56	Oscar Robertson v. Arkansas, 1958
FG	21	Oscar Robertson v. Arkansas, 1958
FGA	36	Oscar Robertson v. Arkansas, 1958
3-FG	6	Nick Van Exel v. N. Carolina, 1993
3-FGA	14	Nick Van Exel v. N. Carolina, 1993
FT	14	Oscar Robertson v. Arkansas, 1958
FTA	19	Oscar Robertson v. Louisville, 1959
Assists	9	Oscar Robertson v. California, 1959 Damon Flint v. Butler, 1997
Rebounds	20	Mike Franklin v. Notre Dame, 1975

2011-12 QUICK FACTS

Location	Cincinnati, OH 45221
Founded	1819
Enrollment	42,421
Affiliation /Conference	NCAA Division I / BIG EAST
Nickname	Bearcats
Colors	Red & Black
Arena / Capacity	Fifth Third Arena / 13,176
President	Dr. Gregory H. Williams
Alma Mater, Year	Ball State, 1966
Athletics Director	Whit Babcock
Alma Mater, Year	James Madison, 1992
Faculty Representative	Dr. Fritz Russ

HISTORY (THROUGH 2011-12)

First Year of Basketball	1901-02
All-time Record	1,633-956 (.631)/2,589 games
NCAA Tournament appearances/last	26/2012
Previous NCAA Tournament record	43-25 (.632)
Postseason NIT appearances/last	10/2010
Last Postseason Opponent	Ohio State (NCAA, 2012)
Result	vs. Ohio State 81, UC 66 (East Region Semifinals)

2010-11 TEAM INFORMATION

Overall Record	26-9
BIG EAST Record/Finish	11-7 (T-6th)
Leading Scorer	Yancy Gates, F (11.9 ppg)
Leading Rebounder	Yancy Gates, F (6.9 rpg)
Leading Assists	Cashmere Wright, G (3.9 apg)

2011-12 TEAM INFORMATION

Starters Returning/Lost	3/2
Letterwinners Returning/Lost	7/7
Percent of scoring returning	65.9
Percent of rebounding returning	57.9

COACHING STAFF

Head Coach	Mick Cronin (Cincinnati '97)
Basketball Office Phone	(513) 556-0697
Best time to reach coach	Weekday mornings
Associate Head Coach	Larry Davis (Asbury '78)
Assistant Coach	George Jackson (Wittenberg '79)
Assistant Coach	Darren Savino (Jersey City College '94)
Dir. of Operations	Drew Seidenberger (Cincinnati '09)
Dir. of Student Devel.	Chris Shumate (Murray State '04)
Video Coordinator	Mark Berger (Cincinnati '01)
Athletics Trainer & Assoc. AD/Sports Medicine	Bob Mangine (Pittsburgh '77)
Administrative Assistant	Winona Shaw-Gunn

UC SPORTS COMMUNICATIONS

Basketball Contact	Andre Foushee, Ast. Sports Comm. Dir.
Office // Cell	(513) 556-5182 // (859) 797-7871
Fax	(513) 556-0619
Email	andre.foushee@uc.edu
Twitter	@GoBEARCATS or @Andre_UCSID
Assoc. AD/External & Media Communications	Doug Mosley
Office // Cell	(513) 556-0667 // (318) 366-8734
Email	doug.mosley@uc.edu
Web site	GoBEARCATS.com
Fifth Third Arena press row	(513) 556-3800

2011-12 SEASON ACCOMPLISHMENTS

- Reached the NCAA Championship regional semifinals for the first time since 2001.
- Qualified for the NCAA Championship in back-to-back seasons for the first time since 2004 and 2005.
- Won 25 or more games in back-to-back seasons for the first time since 2004 and 2005.
- Advanced to the BIG EAST Championship title game for the first time since joining the league.
- Finished the season ranked No. 18 in the USA Today-ESPN Coaches poll. It marked the Bearcats' highest ranking in the poll since 2005 (No. 17 in week 11) and their highest at season's end since 2004 (No. 18 in week 18).
- Won a school-record 12 BIG EAST Conference regular-season games.
- Recorded its best finish in the BIG EAST Conference standings, tying Georgetown and USF for fourth place.
- Received the school's first double-bye in the BIG EAST Championship.
- Defeated a school-record eight ranked teams, including No. 2 Syracuse.
- Won seven road games during the season, second-most in the BIG EAST behind only Syracuse.
- Sean Kilpatrick was named second team All-BIG EAST Conference by the league's coaches. He became the first UC player to earn first or second team accolades since Deonta Vaughn was a first-team selection in 2007-08.
- Sean Kilpatrick led the BIG EAST, averaging 2.49 three-pointers per game.
- Cashmere Wright and Yancy Gates were named to the BIG EAST Championship All-Tournament team.
- Sean Kilpatrick and Dion Dixon earned BIG EAST Player of the Week accolades.
- Yancy Gates finished his career 14th on UC's all-time scoring list with 1,485 points and ninth on the school's all-time rebounding list with 916 boards.
- Gates became only the sixth player in UC history to compile more than 1,400 points and 900 rebounds in his career.
- Gates became the first player in school history to lead his team in rebounding for four consecutive seasons.
- Dion Dixon became the school's all-time leader in games played with 137.
- Dixon finished 22nd on the school's all-time scoring list with 1,281 points.
- Cashmere Wright set the school record for steals in a season with 74. He ranked fourth in the BIG EAST and 35th nationally with 2.0 steals per game.
- Head coach Mick Cronin earned his 100th career win at Cincinnati and finished the season with 113 career wins at the school, tying former coach Ed Jucker for fifth most in program history.
- The Bearcats ranked among the nation's Top 40 teams for fewest fouls per game (16th at 15.4), turnovers per game (18th at 10.9), turnover margin (23rd at +3.1), assist-to-turnover ratio (36th at 1.19-to-1) and scoring defense (40th at 61.5).

BEARCATS FINISH SEASON RANKED NO. 18 IN USA TODAY-ESPN COACHES POLL

- UC earned a No. 18 ranking in the final USA Today-ESPN Coaches Poll released on April 3. It marked the Bearcats highest ranking in the poll since 2005 (No. 17 in week 11) and their highest at season's end since 2004 (No. 18 in week 18).
- The Bearcats earned 216 points in the final poll after ending the season 26-11 overall, advancing to the NCAA Championship East Region semifinals.
- The success on the hardwood echoes that achieved on gridiron earlier this season, giving Cincinnati Athletics season-ending Top 25 rankings for both its men's basketball and football programs for the first time in school history. The football team capped off a 10-3 season with a BIG EAST Conference title and Liberty Bowl victory to rank No. 21 in the final USA Today-ESPN Coaches poll.
- UC was one of only six colleges to be ranked in the Top 25 of each of the final coaches' polls in both basketball and football, joining Michigan State, Wisconsin, Michigan, Baylor and Florida State.
- UC was listed among schools receiving votes in the last Associated Press Poll released on March 14.

KILPATRICK NAMED SECOND TEAM ALL-BIG EAST

- UC sophomore Sean Kilpatrick was named Second Team All-BIG EAST Conference by the league's coaches it was announced on March 4.
- Kilpatrick, a 6-4, 215-pound guard from White Plains, N.Y., averaged 14.6 points and 4.8 rebounds while shooting 42.4 percent from the field, 36.4 percent from three-point range and averaging 2.5 three-pointers per game during the regular season. He tied for first in the conference for three-pointers made while ranking 15th in scoring.
- Kilpatrick was named to the BIG EAST All-Rookie Team as a freshman a year ago.

GATES & WRIGHT NAMED TO BIG EAST CHAMPIONSHIP ALL-TOURNAMENT TEAM

- Senior forward Yancy Gates was named to the BIG EAST Championship all-tournament team after averaging a team-best 16.7 points to go with 7.0 rebounds in three games at Madison Square Garden in New York City. He scored a season-high 23 points on 10-of-19 shooting to go with eight rebounds and three steals in 46 minutes in UC's 72-70 double-overtime win over Georgetown in the quarterfinals. He also posted 18 points and seven rebounds in a 71-68 win over Syracuse in the semifinals.
- Junior guard Cashmere Wright was named to the BIG EAST Championship all-tournament team after averaging 12.3 points, 3.3 rebounds and 2.7 steals in three games. He also shot 47.1 percent from the field (16-of-34). His layup with six seconds remaining gave UC a 72-70 double-overtime win over Georgetown in the quarterfinals. He handed out eight assists and made a trio of three-pointers en route to 11 points in UC's 71-68 victory over Syracuse in the semifinals. Wright led UC with 16 points in its loss to Louisville in the championship game.

UC AND THE BIG EAST CONFERENCE

- Cincinnati completed its seventh season of play in the BIG EAST Conference during 2011-12.
- The Bearcats set the school record for league wins in a season en route to finishing 12-6 in the conference.
- UC tied for fourth place in the standings (with Georgetown and USF) -- its highest finish in school history. Last season, UC tied West Virginia for sixth place at 11-7.
- The Bearcats advanced to their first BIG EAST Championship Final on March 10 in New York City, defeating ranked foes Georgetown and Syracuse before losing to Louisville.
- UC is 17-7 in its last 24 regular-season BIG EAST games dating back to last season.

BEARCATS VS. RANKED OPPONENTS

- UC finished the season with a school-record eight wins over ranked opponents. The Bearcats took down No. 13 Georgetown (72-70 2OT) and No. 2 Syracuse (71-68) in the BIG EAST Championship quarterfinals and semifinals, respectively. In the NCAA Championship, UC topped No. 10 Florida State 62-56 in the third round before losing to No. 7 Ohio State 81-66 in the regional semifinal.
- Overall, the Bearcats were 8-4 against ranked foes during the year with nine contests coming at either neutral sites or on the road. The team finished 7-3 against ranked foes following the Xavier game (12/10).

2011-12 GAMES AGAINST RANKED FOES

Date	Opponent	Result
12/10/11	at No. 8 Xavier	L, 76-53
1/1/12	at No. 22 Pittsburgh	W, 66-63
1/9/12	at No. 11 Georgetown	W, 68-64
1/18/12	at No. 13 Connecticut	W, 70-67
1/23/12	vs. No. 3 Syracuse	L, 60-53
2/11/12	at No. 18/19 Marquette	L, 95-78
2/23/12	vs. No. 17 Louisville	W, 60-56
2/29/12	vs. No. 8 Marquette	W, 72-61
3/8/12	vs. No. 13 Georgetown*	W, 72-70 (2OT)
3/9/12	vs. No. 2 Syracuse*	W, 71-68
3/18/12	vs. No. 10 Florida State#	W, 62-56
3/22/12	vs. No. 7 Ohio State#	L, 81-66

*-Big East Championship

#-NCAA Championship

BEARCATS ON THE ROAD

- UC finished the regular season with a 7-5 road mark (all games), second most among BIG EAST teams behind only Syracuse (9-1). Last season, the Bearcats were first in the conference in road wins at 8-4 (all games).
- The Bearcats have won six of their last 10 and 11 of their last 16 road games dating back to last season.
- UC had won seven consecutive BIG EAST league road games before it suffered a 77-74 overtime loss at West Virginia (1/21).
- The seven-game road win streak was a school-record and the longest streak in the league since Pittsburgh won seven straight on the road spanning the 2009-10 and 2010-11 seasons. Syracuse won its first eight road contests to start the 2009-10 conference schedule.
- UC knocked off three ranked teams on the road: holding off then-No. 13/11 Connecticut 70-67 on Jan. 18 in Storrs, Conn., surprising then-No. 11 Georgetown 68-64 on Jan. 9, and topping then-No. 22 Pittsburgh 66-63 on Jan. 1 in Pittsburgh.

MISCELLANEOUS STATISTICS

LEADING SCORER

Sean Kilpatrick	14
Yancy Gates	8
Cashmere Wright	8
Dion Dixon	7
JaQuon Parker	3
Cheikh Mbodj	1

LEADING REBOUNDER

Yancy Gates	24
JaQuon Parker	8
Justin Jackson	5
Dion Dixon	2
Kelvin Gaines	1
Sean Kilpatrick	1
Cheikh Mbodj	1
Cashmere Wright	1

LEADER IN ASSISTS

Cashmere Wright	30
Dion Dixon	8
Sean Kilpatrick	8
Yancy Gates	1
Ge'Lawn Guyn	1
Justin Jackson	1

20-POINT SCORING GAMES

Sean Kilpatrick	6
Dion Dixon	5
Cashmere Wright	4
JaQuon Parker	2
Yancy Gates	1

TECHNICAL FOULS

Yancy Gates	2
Ge'Lawn Guyn	1
Justin Jackson	1
Cheikh Mbodj	1

UC'S FIRST SUBSTITUTION

Justin Jackson	13
Ge'Lawn Guyn	10
Cheikh Mbodj	6
JaQuon Parker	6
Jermaine Sanders	5
Kelvin Gaines	4
Jeremiah Davis	3
Yancy Gates	2
Cashmere Wright	1

JUMP BALLS CONTROLLED

Opponents	14
Cincinnati	23
Yancy Gates	20
Justin Jackson	3
Kelvin Gaines	0

FIRST SCORE

Opponents	14
Cincinnati	23
Dion Dixon	5
Yancy Gates	5
Cashmere Wright	4
Sean Kilpatrick	3
Justin Jackson	2
Cheikh Mbodj	2
JaQuon Parker	2

RUNS OF 10-0 OR BETTER

Opponents	12
Cincinnati	25

LARGEST HALFTIME LEAD

32; 55-23 vs. Radford (12/17/11)

LARGEST BIG EAST HALFTIME LEAD

16; 41-25 vs. Providence (2/15/12)

16; 42-26 vs. Marquette (2/29/12)

LARGEST HALFTIME DEFICIT

12; 47-35 at Marquette (2/11/12)

12; 37-23 vs. Ohio State (3/22/12)

LARGEST BIG EAST HALFTIME DEFICIT

12; 47-35 at Marquette (2/11/12)

LARGEST UC LEAD

49; 96-47 vs. ARK-PB (12/21/11)

LARGEST UC LEAD IN BIG EAST

27; 65-38 at St. John's (2/8/12)

LARGEST UC DEFICIT

23 at Xavier (12/10/11)

LARGEST UC DEFICIT IN BIG EAST

15; 43-28 vs. St. John's (1/7/12)

LARGEST UC WIN

48 vs. ARK-PB (12/21/11)

LARGEST UC WIN IN BIG EAST

22; 76-54 at St. John's (2/8/12)

LARGEST UC DEFEAT

23; 76-53 at Xavier (12/10/11)

LARGEST UC DEFEAT IN BIG EAST

17; 95-78 at Marquette (2/11/12)

LARGEST UC DEFICIT OVERCOME IN VICTORY

12, 2x

1:43, 1st half at Georgia (12/2/11)

6:31, 2nd half vs. Oklahoma

(12/29/11)

LARGEST UC LEAD LOST IN DEFEAT

15 in second half vs. Presbyterian (11/19/11)

MOST CONSECUTIVE UC PTS

17 at Wright State (12/14/11)

MOST CONSECUTIVE OPP PTS

13, St. John's (1/7/12)

LONGEST WINNING STREAK

7 games, (12/14/11 thru 1/4/12)

LONGEST LOSING STREAK

3 games, (1/21/12 thru 1/28/12)

LARGEST HOME CROWD

13,176 - sellout vs. Syracuse (1/23/12)

13,176 - sellout vs. Louisville (2/23/12)

LARGEST ROAD CROWD

18,815 at Marquette (2/11/12)

LARGEST NEUTRAL CROWD

20,057 vs. Georgetown (3/8/12)

20,057 vs. Syracuse (3/9/12)

20,057 vs. Louisville (3/10/12)

BEARCATS ON THE ROAD

Date	Opponent	Result
2/8/11	at DePaul	W, 71-68
2/19/11	at Providence	W, 93-81 (OT)
2/23/11	at No. 11 Georgetown	W, 58-46
3/2/11	at Marquette	W, 67-60
12/2/11	at Georgia	W, 57-51
12/10/11	at No. 8 Xavier	L, 76-53
12/14/11	at Wright State	W, 78-58
1/1/12	at No. 22 Pittsburgh	W, 66-63
1/9/12	at No. 11 Georgetown	W, 68-64

1/18/12	at No. 13 Connecticut	W, 70-67
1/21/12	at West Virginia	L, 77-74 (OT)
1/28/12	at Rutgers	L, 61-54
2/8/12	at St. John's	W, 76-54
2/11/12	at No. 18 Marquette	L, 95-78
2/26/12	at USF	L, 46-45
3/3/12	at Villanova	W, 72-68

BEARCATS RECORD WHEN

	06-07	07-08	08-09	09-10	10-11	11-12	Cronin
Home games	10-8	10-7	13-5	13-5	15-3	14-4	74-32
Away games	0-9	3-11	4-7	2-9	7-4	7-5	22-45
Neutral site games	1-2	0-1	1-2	4-2	4-2	5-2	15-11
BIG EAST games	2-14	8-10	8-10	7-11	11-7	12-6	48-58
vs. Top 25 teams	0-4	2-5	1-7	3-6	3-7	8-4	18-32
vs. RPI Top 100 teams	2-13	7-12	5-11	8-15	8-9	11-8	41-68
Overtime games	2-0	1-1	2-1	0-3	1-0	1-2	7-7
Lead at halftime	6-1	10-3	11-3	13-4	25-0	18-3	83-14
Trail at halftime	4-17	3-15	6-11	4-11	0-9	7-8	25-70
Tied at halftime	1-1	0-1	1-0	2-1	1-0	1-0	6-3
Lead with 10:00 remaining	10-1	9-1	14-1	13-3	26-0	18-4	90-10
Trail with 10:00 remaining	1-18	1-18	3-13	6-11	0-9	7-7	18-76
Tied with 10:00 remaining	0-0	3-0	1-0	0-2	0-0	1-0	5-2
Lead with 5:00 remaining	9-3	11-1	17-1	18-2	25-0	19-4	99-11
Trail with 5:00 remaining	0-16	2-17	1-13	0-13	0-9	5-7	8-74
Tied with 5:00 remaining	2-0	0-1	0-0	1-1	1-0	2-0	6-2
Lead with 2:00 remaining	10-2	11-1	16-0	18-2	25-1	23-2	103-8
Trail with 2:00 remaining	0-17	1-17	2-14	1-14	0-8	3-9	7-78
Tied with 2:00 remaining	1-0	1-1	0-0	—	1-0	0-0	3-1
Shoot better from the field	8-2	8-3	13-1	15-4	22-0	16-2	82-12
Shoot worse from the field	3-17	5-16	5-13	4-12	4-9	8-9	29-76
Shoot 50% or better	0-2	—	4-1	8-1	7-0	6-0	25-4
Shoot below 50%	11-17	13-19	14-13	11-15	16-8	20-11	84-83
Opp. shoots 50% or better	1-9	0-6	0-6	0-2	2-4	1-2	4-29
Opp. shoots below 50%	10-10	13-13	18-8	19-14	22-5	24-9	106-59
Opp. shoots below 40%	7-1	6-1	9-3	10-3	17-0	15-1	64-9
Make 7 or fewer 3-pointers	10-12	8-12	7-11	13-12	21-6	12-9	70-62
Make more than 7 3-pointers	1-7	5-7	11-3	6-4	6-4	14-2	43-27
Shoot more FTs than opp.	7-3	6-3	12-1	11-2	22-2	16-4	72-15
Out-rebound the opponent	9-5	10-11	13-4	17-8	24-3	10-4	83-35
Opponent out-rebounds UC	2-14	3-7	2-9	2-8	2-5	13-6	24-49
Same number of rebounds	0-0	0-1	3-1	0-0	0-1	3-1	6-4
Commit fewer turnovers	7-11	4-5	9-3	7-6	16-6	22-5	65-36
Commit the same or more TOs	4-8	9-14	9-11	12-10	9-2	4-3	47-48
Commit 12 or fewer turnovers	7-9	4-7	5-4	5-5	10-5	17-7	48-37
Outscore opponents' bench	6-8	8-6	15-9	19-11	24-7	13-3	85-44
1-3 point games	1-4	5-5	2-0	4-5	2-1	5-4	19-20
4-5 point games	0-1	2-1	2-1	3-2	0-2	6-0	29-20
6-10 point games	5-2	2-6	5-6	4-4	7-2	5-3	28-23
11-19 point games	4-10	3-5	4-4	4-4	8-5	4-2	27-30
20-plus point games	1-2	1-2	5-3	4-1	9-1	7-1	27-10
Score 59 or fewer points	0-9	3-7	1-6	0-7	3-8	3-7	10-44
Score 60-69 points	6-7	8-7	4-6	9-4	9-1	7-4	43-29
Score 70 or more points	5-3	2-5	13-2	10-5	14-0	16-2	60-17
Hold opp. to 50 or fewer points	3-0	3-0	4-0	1-0	7-0	3-2	21-2
Hold opp. to 51-60 points	3-4	5-1	6-2	9-2	12-1	12-3	47-13
Hold opp. to 61-70 points	3-2	5-5	5-3	7-4	5-5	10-1	35-20
Opp. scores 70-plus points	2-13	0-13	3-9	2-10	2-3	1-5	10-53
November	5-1	4-2	5-1	4-1	5-0	4-2	27-7
December	4-3	1-5	5-2	5-2	9-0	6-1	30-13
January	1-7	5-4	4-4	5-4	4-4	5-4	24-28
February	1-7	3-3	4-3	2-5	4-3	6-2	20-23
March	0-1	0-5	0-4	3-4	4-2	5-2	12-18
Monday	0-0	1-0	3-2	2-2	2-0	2-1	10-5
Tuesday	0-2	1-1	1-2	4-2	3-0	2-0	11-7
Wednesday	4-5	4-5	4-1	7-3	9-1	7-0	35-15
Thursday	0-1	0-2	3-0	1-2	3-1	3-1	10-7
Friday	1-0	1-1	0-1	—	1-0	4-1	7-3
Saturday	5-7	6-5	6-5	5-3	8-4	5-7	35-37
Sunday	1-4	0-5	1-3	0-4	0-3	3-1	5-20

UC IN THE NATIONAL RANKINGS (FINAL)

- Cincinnati ranked among the nation's top 40 teams in five statistical categories.
- The Bearcats were 16th in fewest fouls per game (15.4); 18th in fewest turnovers per game (10.9); 23rd in turnover margin (+3.1); 36th in assist-to-turnover ratio (1.19-to-1); and 40th in scoring defense (61.5 ppg).
- Junior guard Cashmere Wright finished 35th nationally in steals per game (2.0).

UC IN THE BIG EAST RANKINGS (FINAL)

- Cincinnati ranked among the top quarter of all BIG EAST teams in four statistical categories at season's end. The Bearcats were second in three-pointers made (7.03); third in turnover margin (+3.11); fourth in offensive rebounds (13.22) and tied for fourth in assist-to-turnover ratio (1.19-to-1).

KILPATRICK LED BEARCATS' OFFENSE

- Sophomore guard Sean Kilpatrick led the Bearcats' attack averaging 14.3 points and a BIG EAST Conference-best 2.49 three-pointers per game.
- The Second Team All-BIG EAST selection shot a team-best 47.1 percent from three-point range (8-of-17) during the NCAA Tournament while averaging a team-best 13.7 points.
- He scored 18 points with four three-pointers in UC's 62-56 win over Florida State in the third round of the NCAA Championship (3/18).
- He scored 18 points while tying a career-high with six three-pointers in UC's BIG EAST Championship 71-68 semifinal win over No. 2 Syracuse (3/9).
- Kilpatrick scored in double figures in 29 of 37 games.
- He scored 20 or more points six times during the season and nine times during his two-year career.
- He made three or more three-pointers in 16 games during the season and 21 contests in his career.
- He made at least one three-pointer in 35 of 37 games.
- He tallied a career-high 27 points on 10-of-16 shooting with a trio of three-pointers and four steals at then-No. 11 Georgetown (1/9).
- Kilpatrick posted his first career double-double against Oklahoma (12/29) with 17 points and 10 rebounds. He made a game-high four three-pointers.
- Kilpatrick made a career-high six three-pointers and posted a game-high 20 points at Wright State (12/14). He connected on 7-of-15 shooting from the field and 6-of-12 shooting from three-point range.

KILPATRICK & DIXON AMONG CRONIN'S TOP SINGLE-SEASON SCORERS

- Sean Kilpatrick and Dion Dixon rank among the top single-season scorers during the Mick Cronin era.

SINGLE-SEASON SCORING LEADERS

Rk	Name (Year)	Pts
1.	Deonta Vaughn (2008)	554
2.	Sean Kilpatrick (2012)	528
3.	Deonta Vaughn (2009)	488
4.	Dion Dixon (2012)	481
5.	Deonta Vaughn (2007)	434
6.	John Williamson (2007)	406
T7.	Dion Dixon (2011)	405
T7.	Yancy Gates (2011)	405

WRIGHT POINTED THE WAY FOR UC

- ▶ Junior guard Cashmere Wright was named to the BIG EAST Championship all-tournament team after averaging 12.3 points, 3.3 rebounds and 2.7 steals in three games. He also shot 47.1 percent from the field (16-of-34).
- ▶ His layup with six seconds remaining gave UC a 72-70 double-overtime win over Georgetown in the quarterfinals.
- ▶ He handed out eight assists and made a trio of three-pointers en route to 11 points in UC's 71-68 victory over Syracuse in the semifinals.
- ▶ Wright led UC with 16 points in its loss to Louisville in the championship game.
- ▶ He scored a team-high 18 points with four three-pointers against Ohio State in the NCAA regional semifinals.
- ▶ Wright posted 11 points with six rebounds and five assists against Texas in the second round of the NCAA Championship.
- ▶ Wright was a key contributor to Cincinnati's turnaround, handing out 134 assists with 58 turnovers (2.31-to-1 assists-to-turnover ratio) during the last 29 games (since Xavier game) of the season.
- ▶ He ranked seventh in the BIG EAST with a 2.04-to-1 assist-to-turnover ratio and 11th in the league in assists (4.57).
- ▶ Defensively, Wright was fourth in the BIG EAST with 2.0 steals per game. He swiped seven steals at Villanova (3/3), tying for third-most in a single game in school history.
- ▶ Wright's 74 steals during the season were the most in school history for a single season.
- ▶ He scored in double figures in 14 of the last 20 games of the year.
- ▶ Wright scored a game-high 22 points while tying a career high with six three-pointers against No. 17 Louisville (2/23). He also had five assists and five rebounds.
- ▶ Wright scored 17 points apiece in UC's games against West Virginia and Syracuse. He made five three-pointers against Syracuse to go with seven rebounds against West Virginia.
- ▶ He grabbed a career-high 10 rebounds to go with 12 points for his first double-double of the season at St. John's (2/8).

SINGLE-SEASON STEALS LEADERS

Rk	Name (Year)	Steals
1.	Cashmere Wright (2012)	74
T2.	Brian Williams (1977)	66
T2.	David Kennedy (1979)	66

GATES AND DIXON ENJOYED SOLID SENIOR SEASONS

- ▶ Forward Yancy Gates and guard Dion Dixon recorded solid senior campaigns in their final season at Cincinnati.
- ▶ Dixon, a Chicago native, enjoyed his best offensive season as a Bearcat, averaging 13.0 points. He became a member of UC's 1,000-point club in January and finished his career ranked first in career game played at 137.
- ▶ Gates is a Cincinnati native who was named to the BIG EAST Championship all-tournament team after averaging a team-best 16.7 points to go with 7.0 rebounds in three games in New York City. He scored a season-high 23 points on 10-of-19 shooting to go with eight rebounds and three steals in 46 minutes in UC's 72-70 double-overtime win over Georgetown in the quarterfinals. He also posted 18 points and seven rebounds in a 71-68 win over Syracuse in the semifinals.
- ▶ Gates became the first Bearcat in school history to lead his team in rebounding for four consecutive seasons after averaging a career-best 8.9 rebounds as a senior. He also

2011-12 BIG EAST CONFERENCE

2011-12 BIG EAST CONFERENCE STANDINGS

(Final)				
Team	BIG EAST	Pct.	Overall	Pct.
Syracuse	17-1	.944	34-3	.919
Marquette	14-4	.778	27-8	.771
Notre Dame	13-5	.722	22-12	.647
Cincinnati	12-6	.667	26-11	.703
Georgetown	12-6	.667	24-9	.727
USF	12-6	.667	22-14	.611
Louisville	10-8	.556	30-10	.750
West Virginia	9-9	.500	19-14	.576
Connecticut	8-10	.444	20-14	.588
Seton Hall	8-10	.444	21-13	.618
Rutgers	5-11	.313	14-18	.438
St. John's	6-12	.333	13-19	.406
Pittsburgh	5-13	.278	22-17	.564
Villanova	5-13	.278	13-19	.406
Providence	4-14	.222	15-17	.469
DePaul	3-15	.167	12-19	.387

2012 BIG EAST CHAMPIONSHIP RESULTS

March 6 – First Round (ESPN2/ESPN 3D)

No. 9 Connecticut 81, No. 16 DePaul 67
 No. 13 Pittsburgh 73, No. 12 St. John's 59
 No. 10 Seton Hall 79, No. 15 Providence 47
 No. 14 Villanova 70, No. 11 Rutgers 49

March 7 – Second Round (ESPN/ESPN 3D)

No. 9 Connecticut 71, No. 8 West Virginia 67 (OT)
 No. 5 Georgetown 64, No. 13 Pittsburgh 52
 No. 7 Louisville 61, No. 10 Seton Hall 55
 No. 6 USF 56, No. 14 Villanova 47

March 8 – Quarterfinals (ESPN/ESPN 3D)

No. 1 Syracuse 58, No. 9 Connecticut 55
 No. 4 Cincinnati 72, No. 5 Georgetown 70 (2OT)
 No. 7 Louisville 84 vs. No. 2 Marquette 71
 No. 3 Notre Dame 57, No. 6 USF 53

March 9 – Semifinals (ESPN/ESPN 3D)

No. 4 Cincinnati 71, No. 1 Syracuse 68
 No. 7 Louisville 64, No. 3 Notre Dame 50

March 10 – Championship (ESPN/ESPN 3D)

No. 7 Louisville 50, No. 4 Cincinnati 44

CINCINNATI IN BIG EAST STATISTICS

(Final)	
TEAM	
CATEGORY	[*NATIONAL] BIG EAST RANK (STAT)
Scoring.....	12th (68.2)
Scoring Defense.....	[40] 5th (61.5)
Scoring Margin.....	5th (+6.6)
Free Throw Pct.	16th (.644)
Field Goal Pct.	14th (.421)
Field Goal Pct. Defense.....	T-7th (.412)
3-Pt Field Goal Pct.	6th (.341)
3-Pt Field Goal Pct. Defense.....	T-8th (.323)
Rebounding Offense.....	9th (36.0)
Rebounding Defense.....	T-10th (35.8)
Rebounding Margin.....	11th (+0.2)
Blocked Shots.....	6th (4.59)
Assists.....	12th (12.95)
Steals.....	6th (8.05)
Turnover Margin.....	[23] 3rd (+3.11)
Assist-to-Turnover Ratio.....	[36] T-4th (1.19)
Offensive Rebounds.....	4th (13.22)
Defensive Rebounds.....	11th (22.81)
3-Pt Field Goals Made.....	2nd (7.03)

INDIVIDUAL

PLAYER [*NATIONAL] BIG EAST RANK (STAT)

Scoring

Sean Kilpatrick..... T-15th (14.3)
 Dion Dixon..... T-22nd (13.0)

Rebounding

Yancy Gates..... [52nd] T-4th (8.9)

Assists

Cashmere Wright..... 11th (4.57)

Steals

Cashmere Wright..... [35th] 4th (2.00)
 Dion Dixon..... T-8th (1.62)

3-PT FG Pct.

Sean Kilpatrick..... T-11th (.376)
 Cashmere Wright..... 14th (.371)

3-PT FG Made

Sean Kilpatrick..... 1st (2.49)

Blocked Shots

Justin Jackson..... T-5th (1.65)

Assist-to-Turnover Ratio

Cashmere Wright..... T-8th (2.04-to-1)

Offensive Rebounds

Yancy Gates..... 6th (3.16)

Defensive Rebounds

Yancy Gates..... T-5th (5.77)

*National rankings through April 2.

THE POLLS

ASSOCIATED PRESS (MARCH 12)

Rk	Team	Record	Pts.	Prv.
1	Kentucky (61)	32-2	1,621	1
2	Syracuse (1)	31-2	1,545	2
3	Missouri (2)	30-4	1,459	5
4	North Carolina (1)	29-5	1,403	4
5	Michigan State	27-7	1,386	8
6	Kansas	27-6	1,330	3
7	Ohio State	27-7	1,229	7
8	Duke	27-6	1,158	6
9	Baylor	27-7	1,064	12
10	Florida State	24-9	972	17
11	Marquette	25-7	912	9
12	Murray State	30-1	871	11
13	Michigan	24-9	808	10
14	Wisconsin	24-9	766	14
15	Georgetown	23-8	726	13
16	Indiana	25-8	576	15
17	Louisville	26-9	558	NR
18	Wichita State	27-5	517	16
19	Creighton	28-5	373	19
20	Vanderbilt	24-10	334	NR
21	New Mexico	27-6	318	NR
22	San Diego State	26-7	223	18
23	UNLV	26-8	201	20
24	Saint Mary's	27-5	187	NR
25	Florida	23-10	146	22

Others Receiving Votes: Temple 103, Cincinnati 89, Notre Dame 85, Memphis 59, Gonzaga 47, Iowa State 13, Virginia Commonwealth 12, Drexel 11, Virginia 9, Long Beach State 5, Harvard 4, Kansas State 3, St. Bonaventure 1.

USA TODAY/ESPN (APRIL 3)

Rk	Team	Record	Pts.	Prv.
1	Kentucky (31)	37-2	775	1
2	Kansas	32-6	744	6
3	Ohio State	31-8	705	7
4	Louisville	30-10	661	18
5	Syracuse	34-3	641	2
6	North Carolina	32-6	624	5
7	Michigan State	29-8	566	4
8	Baylor	30-8	564	10
9	Florida	26-11	506	21
10	Marquette	27-8	464	11
11	Missouri	30-5	425	3
12	Wisconsin	26-10	424	13
13	Indiana	27-9	382	17
14	Duke	27-7	336	8
15	Florida State	25-10	325	12
16	Murray State	31-2	283	9
17	Georgetown	24-9	242	15
18	Cincinnati	26-11	216	NR
19	Vanderbilt	25-11	161	24
20	North Carolina State	24-13	146	NR
21	Creighton	29-6	129	20
22	Michigan	24-10	119	14
23	New Mexico	28-7	107	22
24	Xavier	23-13	92	NR
25	Ohio	29-8	91	NR

Others receiving votes: Gonzaga 67, Wichita State 56, Saint Mary's 54, Virginia Commonwealth 51, San Diego State 23, Kansas State 22, Purdue 17, Stanford 17, Notre Dame 16, UNLV 12, Temple 4, Saint Louis 4, Pittsburgh 2, Iowa State 1, South Florida 1.

CINCINNATI'S WEEKLY RANKINGS IN THE POLLS

Poll	Pre	N14	N 21	N28	D5	D12	D19	D26	J 2	J 9	J16
AP	21	20	RV	RV	--	--	--	--	RV	--	RV
Coaches	22	20	RV	RV	RV	--	--	--	--	--	--
Poll	J23	J30	F6	F12	F 20	F 27	M5	M11	Final		
AP	RV	--	--	--	--	--	RV	RV	N/A		
Coaches	RV	--	--	--	--	--	--	RV	18		

became only the sixth player in school history to amass at least 1,400 points and 900 rebounds (finishing with 1,485 points and 916 rebounds). He also ended his career ranked ninth in school history in career rebounds.

- He recorded 10 of his 23 career double doubles during his senior season. His 23 career double doubles ranked third among active BIG EAST players during the 2011-12 season.
- Gates has scored in double figures in 21 of his 31 games during the season and 30 of his last 40 games dating back to a 21-point effort at Providence (2/19/11).
- Gates led the Bearcats in rebounding in 17 of 22 games following his suspension and in 23 of his 31 games played during the year.
- Dixon ranks second on team, averaging 13.0 points during the season. He scored in double figures in 29 of 37 contests, scoring 20 or more points five times.
- He netted 22 points in consecutive league games at then-No. 11 Georgetown (1/9) and against Villanova (1/14). He posted 21 points and had four steals against No. 8/7

Marquette (2/29).

GATES MAKES HISTORY

- Yancy Gates became the first player in school history to lead his team in rebounding for four consecutive seasons.
- Gates led UC in rebounding as a freshman (6.1 rpg), sophomore (5.9 rpg) and junior (6.9 rpg). He easily finished as UC's top rebounder as a senior, pulling in 8.9 rebounds per game.
- Only five other players in school history have led UC in rebounding three consecutive seasons: Robert Miller (1976-78), Derrek Dickey (1971-73), Rick Roberson (1967-69), Oscar Robertson (1958-60) and Jack Twyman (1953-55).

GATES AMONG UC'S ALL-TIME GREATS FOR CAREER POINTS AND REBOUNDS

- Gates is one of only six players in school history to amass at least 1,400 career points and 900 career rebounds.
- He also ranks ninth in school history for career rebounds with 916.

UC'S 1,400-POINTS /900 REBOUNDS CLUB

Rk	Name (Years)	Pts	Rebs
1.	Oscar Robertson (1958-60)	2,973	1,338
2.	Jack Twyman (1952-55)	1,598	1,242
3.	Robert Miller (1975-78)	1,498	1,060
4.	Dwight Jones (1979-82)	1,451	983
5.	Jason Maxiell (2002-05)	1,566	908
6.	Yancy Gates (2009-Present)	1,485	916

CAREER REBOUNDS LIST

Rk	Name (Years)	Rebs
1.	Oscar Robertson (1958-60)	1,338
2.	Jack Twyman (1952-55)	1,242
3.	Paul Hogue (1960-62)	1,088
4.	Robert Miller (1975-79)	1,060
5.	Dwight Jones (1980-82)	983
6.	Rick Roberson (1967-69)	945
7.	Jim Ard (1968-70)	941
8.	Connie Dierking (1956-58)	929
9.	Yancy Gates (2009-Present)	916
10.	Jason Maxiell (2002-05)	908

GATES AND DIXON OWN MEMBERSHIP IN UC'S 1,000-POINT CLUB

- Yancy Gates and Dion Dixon each concluded their careers listed among UC's 1,000-point club. Gates joined the ranks late during his junior season (17 points at Georgetown [2/23/11]) while Dixon became a member in January (18 points vs. Notre Dame [1/4/12]).
- Gates and Dixon became the first Bearcat teammates to also be members of the 1,000-point club since Eric Hicks (2003-06) and James White (2003-06). Hicks finished with 1,231 points while White finished with 1,088 points.

UC 1,000-POINT SCORERS

Rk	Name	Years	Points
1.	Oscar Robertson	1958-1960	2,973
2.	Steve Logan	1999-2002	1,985
3.	Deonta Vaughn	2006-2010	1,885
4.	Danny Fortson	1995-1997	1,881
5.	Roger McClendon	1985-1988	1,789

12.	Jason Maxiell	2002-05	1,566
13.	Robert Miller	1975-78	1,498
14.	Yancy Gates	2009-Present	1,485

21.	Damon Flint	1994-97	1,316
22.	Dion Dixon	2009-Present	1,281
23.	Kenyon Martin	1997-2000	1,279
24.	Jim Ard	1968-70	1,256
25.	Steve Collier	1975-78	1,252

- Dixon and Gates also ranked among the top players in program history for career games played. Dixon played in 137 games -- the most in school history. Gates logged action in 132 career contests at UC, tying for third all time.

CAREER GAMES PLAYED

Rk	Name	Years	Games
1.	Dion Dixon	2009-Present	137
2.	Steve Logan	1999-2002	135
T3.	Yancy Gates	2009-Present	132
T3.	Larry Davis	2008-2011	132
5.	Keith Gregor	1993-1996	131

UC TIP-INS

- Cincinnati played in a BIG EAST-high 15 games decided by five or less points or in overtime during the season. Its 10 wins in such games also led the conference.
- Five of Cincinnati's losses were decided by a margin of two points or in overtime: Presbyterian (56-54); Marshall (73-69 in overtime); St. John's (57-55); at West Virginia (77-74 in overtime) and at USF (46-45).
- The 2011-12 Bearcats finished with a Cronin-era record four players averaging 10 or more points a game: Sean Kilpatrick (14.3), Dion Dixon (13.0), Yancy Gates (12.2) and Cashmere Wright (10.9). The previous high during the six-year Cronin era has been the 2009-10 squad with three double-figure scorers (Lance Stephenson [12.3], Deonta Vaughn [11.7] and Yancy Gates [10.4]). The 2005-06 squad was the last Bearcat team with four double-figure scorers.
- The Bearcats averaged 10.9 turnovers a game for the season and committed less than 10 miscues in 11 of 18 BIG EAST games this season (9.3 turnovers per game in league play).
- UC tied a school record with just three turnovers against Villanova (vs. Ohio State on 3/25/61 [NCAA Championship], vs. Louisville on 1/24/85, and vs. Boston on 3/15/02 [NCAA Tournament]).
- Junior guard **JaQuon Parker** averaged 9.4 points, 5.6 rebounds in 30 games since his return from injury. His 5.6 rebounds during the season ranked second only to Yancy Gates for most on the squad. He led UC in rebounding in both the BIG EAST and NCAA Tournaments. Parker suffered a tear in his right groin in the second exhibition game of the preseason and missed the first seven games of the regular season.
- Parker scored a career-high 28 points on 10-of-18 shooting to go with seven rebounds against No. 8/7 Marquette (2/29).
- Parker scored 21 points on 7-of-11 shooting from the field and 4-of-6 shooting from beyond the arc at then-No. 22 Pittsburgh (1/1/12).
- At Marquette (2/11), Parker scored 15 points on 6-of-12 shooting with eight rebounds - his most boards in a BIG EAST game this season.
- Sophomore forward **Justin Jackson** led UC with 61 blocks and tied for seventh (1.45) in the BIG EAST in blocks during the regular season. He rejected a career-best seven shots against No. 8/7 Marquette (2/29). Offensively, Jackson is shooting 51.0 percent (73-of-143) from the field this season.

PARKER FINISHED SEASON ON HIGH NOTE

- UC junior guard JaQuon Parker finished the season on a high note, averaging 12.4 points and 7.4 rebounds during the last eight games, ranking second on the team in scoring and rebounding during the stretch.
- Parker led UC in rebounding during the NCAA Tournament, averaging 7.7 rebounds.
- He also led the Bearcats in rebounding at 8.3 boards per game while averaging 9.3 points during the BIG EAST Championship. He led UC in rebounding in every conference tournament game.
- He was named to the BIG EAST Conference Weekly Honor Roll for his play in the final week of the regular season in wins over then-No.8/7 Marquette and at Villanova. For the week, Parker averaged 19.5 points while shooting 52.0 percent from the field (13-of-25), 50.0 percent from three-point range (3-of-6) and 76.9 percent from the foul line (10-of-13).
- Parker scored a career-high 28 points on 10-of-18 shooting to go with seven rebounds to lead Cincinnati to a 72-61 home win over No. 8/7 Marquette on Feb. 29. The point total remains the highest by a Bearcat in a game this season.

TURNAROUND SEASON NOTES

- Cincinnati finished the season winning 21 of its final 29 games after starting the season at 5-3.
- The season started slowly for the Bearcats with losses to Presbyterian and Marshall (in overtime) and also included their participation in a late-game brawl at Xavier (12/10) that left four players serving suspensions, including three interior players (Octavius Ellis, Yancy Gates and Cheikh Mbodj), who sat out six games.
- The Bearcats switched to a four-guard attack after the Xavier game and won all six games with the depleted roster, including a three-game stretch where the Bearcats scored 297 points against Radford, Arkansas-Pine Bluff and Chicago State.
- The offensive explosion marked the most points scored during a three-game stretch since UC posted 318 points in its first three games in 1977.
- During the stretch, UC just missed becoming the first team in school history to score 100 or more points in three consecutive games, defeating Radford 101-70 on Dec. 17, Arkansas-Pine Bluff 101-53 on Dec. 21 and Chicago State 95-60 on Dec. 23.
- The Bearcats made a seamless transition when Yancy Gates, Cheikh Mbodj and Octavius Ellis returned from suspension for the Notre Dame contest on Jan. 4, winning 71-55.
- UC went on to defeat a school-record eight ranked teams during the season, starting with road wins at No. 22 Pittsburgh (66-63 on Jan. 1), No. 11 Georgetown (68-64 on Jan. 9) and No. 13 Connecticut (70-67 on Jan. 18).
- The Bearcats played host to the school's first Big Monday contest on ESPN against No. 2 Syracuse on Jan. 23, dropping a 60-53 decision among a "white out" crowd.
- After a 95-78 setback at No. 18 Marquette on Feb. 11, UC won five of its final six regular-season contests, including home wins over No. 17 Louisville (60-56 on Feb. 23) and No. 8 Marquette (71-62 on Senior Night, Feb. 29).
- The strong finish helped the Bearcats post their best BIG EAST regular-season record (12-6) and finish (tied for fourth) since joining the league.

- UC took advantage of its first BIG EAST Championship double-bye and made the school's first appearance in the tournament championship game after outlasting No. 13 Georgetown 72-70 in double overtime in the quarterfinals and outlasting No. 2 Syracuse 71-68 in the semifinals.
- The Bearcats lost the BIG EAST Championship title game to Louisville, 50-44.
- UC earned a No. 6 seed in the East region of the NCAA Championship and advanced to the Sweet 16 for the first time since 2001 after wins over 11th-seeded Texas, 65-59 and third-seeded Florida State, 62-56.
- The Bearcats' standout season concluded with an 81-66 setback to second-seeded Ohio State in the first NCAA Tournament matchup between the two schools in 50 years.
- During the season, UC had two players (Sean Kilpatrick and Dion Dixon) earn BIG EAST Player of the Week honors - doubling the number of times a Bearcat has earned the honor since joining the league in 2005-06 season.
- Cincinnati played in a BIG EAST-high 15 games decided by five or less points or in overtime during the season. Its 10 wins in such games also led the conference.
- Five of Cincinnati's losses were decided by a margin of two points or in overtime: Presbyterian (56-54); Marshall (73-69 in overtime); St. John's (57-55); at West Virginia (77-74 in overtime) and at USF (46-45).

BEARCATS ON DEFENSE

- The Bearcats held 29 opponents under 70 points, including 20 opponents to 60 or fewer points.
- The Bearcats have held 14 of their last 18 nonconference regular-season opponents under 60 points.
- The Bearcats recorded a +3.11 turnover margin during BIG EAST play this season, third-best in the league.
- UC recorded 10 or more steals in nine BIG EAST Conference games during the season, including a league-season high 13 at Georgetown (1/9) and against Marquette (2/29). The Bearcats averaged 10.0 steals per game in the BIG EAST Championship with 12 steals vs. Georgetown and 11 vs. Syracuse.
- The Bearcats swiped a Cronin-era high 16 steals and forced a season-high 29 turnovers against Arkansas-Pine Bluff (12/21).
- UC limited its opponents to 32.3 percent shooting from beyond the arc this season. Ten Bearcat opponents shot 25 percent or worse from three-point range.
- The Bearcats held Louisville (2/23) to one three-pointer, the fewest number of made three-pointers in a Cardinals' game during the Rick Pitino era.

RETURN TO SENDER

- ▶ The 2011-12 Cincinnati defense accounted for 170 blocks this season (4.59 per game), the most during the Mick Cronin era.
- ▶ UC recorded eight or more blocks in seven games, including 10 rejections against both Alabama State (11/13) and Chicago State (12/23).
- ▶ Justin Jackson led UC with 61 blocks. He registered a career-high seven blocks against then-No. 8 Marquette (2/29).

Rk	Team	Blocks	Average
1.	2011-12	170	4.59
2.	2010-11	129	3.69
3.	2009-10	107	3.06
4.	2008-09	103	3.22
5.	2007-08	73	2.28
6.	2006-07	58	1.93

CRONIN CLIMBING UC COACHING WINS CHART

- ▶ UC head coach Mick Cronin will enter the 2012-13 season with 113 coaching victories at UC, tied for fifth most in school history with Ed Jucker (1961-65).
- ▶ Cronin earned his 100th win as UC head coach in the Bearcats' 68-64 win at then-No. 11 Georgetown (1/9/12).
- ▶ Cronin is 113-88 after six seasons with the Bearcats.

Rk	Coach	Years	Seasons	Record
1.	Bob Huggins	15	1990-2005	399-127
2.	George Smith	8	1953-1960	154-56
3.	Gale Catlett	6	1973-1978	126-44
4.	Tay Baker	7	1966-1972	125-60
T5.	Ed Jucker	5	1961-1965	113-28
T5.	Mick Cronin	6	2007-Present	113-88
T7.	Boyd Chambers	10	1919-1928	106-81
T7.	John Wiethe	6	1947-1952	106-47

BEARCAT AWARD WINNERS

- ▶ Four Bearcats claimed BIG EAST Conference weekly honors on a total of five occasions during the season. Dion Dixon and Sean Kilpatrick earned player of the week accolades while Dixon, Cashmere Wright and JaQuon Parker were selected to the weekly honor roll.
- ▶ Dixon and Kilpatrick's player of the week honors marked the third and fourth times, respectively that a Bearcats player had earned the distinction since UC joined the conference prior to the 2005-06 season. Deonta Vaughn earned the distinction on Jan. 14, 2008 while Eric Hicks was chosen for the award on Jan. 9, 2006.
- ▶ Dixon was named the BIG EAST Conference Player of the Week on Jan. 16 after scoring a season-high 22 points in consecutive wins at then-No. 11 Georgetown on Jan. 9 and at home against Villanova on Jan. 14.
- ▶ Dixon made 8-of-15 from the field, scored six points and grabbed two steals inside the final two minutes while making four consecutive free throws in the last eight seconds to help UC to a 68-64 victory at Georgetown. It marked the Bearcats' second consecutive road win over a ranked opponent this month. UC topped then-No. 22 Pitt 66-63 in Pittsburgh on New Year's Day.
- ▶ Dixon scored 17 of his team-high 22 points against Villanova in the first half, keeping UC within striking distance while the Wildcats connected on 10 first-half three-pointers. Dixon tied his season-high with four three-pointers before intermission. He later scored four points inside the final 2:10 to help seal the 82-78 win.

- ▶ For the week, Dixon averaged 22.0 points while shooting 44.1 percent from the field (15-of-34) and 41.7 percent from three-point range (5-of-12).
- ▶ Sean Kilpatrick was named the BIG EAST Conference Player of the Week (1/2/12) after averaging 18.0 points and 8.0 rebounds in wins over Oklahoma and at then-No. 22 Pittsburgh last week.
- ▶ Kilpatrick scored 14 of his 19 points in the second half and made a game-high five three-pointers in helping UC pull off the upset at Pitt (1/1). In the second stanza Kilpatrick made 5-of-11 field-goal attempts, including 4-of-8 from three-point range. He also contributed six rebounds, three assists and two steals against the Panthers. The win was UC's first BIG EAST road win at Pitt and the first in Pittsburgh since 1979.
- ▶ Kilpatrick registered his first career double-double with 17 points and 10 rebounds in UC's thrilling 56-55 comeback win over Oklahoma on Dec. 29 at US Bank Arena in downtown Cincinnati. He made four three-pointers against the Sooners and scored 12 of Cincinnati's 19 first-half points.
- ▶ Wright was named to the Dec. 19th weekly BIG EAST Conference honor roll following his play in the Bearcats' wins at Wright State (12/14) and against Radford (12/17).
- ▶ Wright averaged 18.5 points while shooting 57.7 percent from the field (15-of-26) and 37.5 percent from three-point range (6-of-16) for the week. He handed out 14 assists with only three turnovers to go with two steals and nine rebounds.
- ▶ Against Radford, Wright led UC with a career-high 25 points on 10-of-16 shooting with a season-high four three-pointers in the Bearcats' 101-70 home win. He also dished out six assists without a turnover. At Wright State, Wright scored 12 points on 5-of-10 shooting. He handed out eight assists with three turnovers against the Raiders.
- ▶ Dixon was named to the BIG EAST Conference Weekly Honor Roll on Feb. 21 after scored a game-high 20 points with a pair of three-pointers and 8-of-10 shooting from the foul line in leading Cincinnati to a 62-57 victory over Seton Hall (2/18).
- ▶ Dixon also contributed five rebounds, five assists and two blocks against the Pirates. It marked Dixon's fourth 20-point effort of the season and the seventh of his career. He passed former UC great Tom Thacker for 28th place on the school's all-time scoring list with 1,167 career points.
- ▶ Earlier in the week, Dixon recorded a career-high three blocks to go with seven points and six rebounds in Cincinnati's 81-66 win over Providence (2/15).
- ▶ For the week, Dixon averaged 13.5 points, 6.0 rebounds, 3.0 assists and 2.5 blocks in helping lead the Bearcats to a pair of wins. Dixon is enjoying his top scoring season of his career, averaging 13.6 points — second-best on the team.
- ▶ Parker scored a career-high 28 points on 10-of-18 shooting to go with seven rebounds to lead Cincinnati to a 72-61 home win over No. 8/7 Marquette on Feb. 29. The point total was the highest by a Bearcat in a game this season. The win was UC's fifth win over a ranked opponent this season.

FIFTH THIRD ADVANTAGE

- ▶ UC is 308-67 (.821) in games at Fifth Third Arena since the building opened in 1989-90 (concluding its 23rd season).
- ▶ Under Mick Cronin, UC is 71-31 in Fifth Third Arena (.696).
- ▶ The Bearcats concluded the season with a 14-4 home record, second only to the 2010-11 home record of 15-4 for most home wins during the Cronin era.
- ▶ UC was 7-2 at home against BIG EAST foes, including a 2-1 mark against ranked opponents.
- ▶ UC had won 20 consecutive home nonconference regular-season games before dropping a 56-54 decision to Presbyterian on Nov. 19.

ELLIS, GATES AND MBODJ COMPLETE SUSPENSIONS

- ▶ The Notre Dame game (1/4) marked the first contest in which Octavius Ellis, Yancy Gates and Cheikh Mbodj were eligible to play following a six-game suspension for their involvement in the incident at the Xavier game (12/10).
- ▶ Ge'Lawn Guyn was given a one-game suspension for his involvement as well. He sat out the Wright State (12/14) contest.
- ▶ The trio of Ellis, Gates and Mbodj had combined to account for the following amount of UC's production prior to the suspensions:
 - ▶ 32.8 percent of the team's rebounding (96 of 293)
 - ▶ 32.6 percent of the team's blocks (14 of 43)
 - ▶ 27.7 percent of the team's scoring (138 of 498)
 - ▶ 16.4 percent of the team's steals (9 of 55)
 - ▶ 12.6 percent of the team's assists (11 of 87)

UC ANNOUNCED SUSPENSIONS ON DEC. 11

- ▶ The University of Cincinnati announced the suspension of four men's basketball student-athletes on Dec. 11 for their participation in a fight that brought a premature end to UC-Xavier game on Dec. 10.
- ▶ Yancy Gates, Octavius Ellis and Cheikh Mbodj were suspended for a total of six games and Ge'Lawn Guyn for one game. The suspensions took effect immediately and were concurrent with the NCAA-standard one-game mandated suspensions that would be applied to Gates and Mbodj for ejections from the game for fighting.
- ▶ "After reviewing all available video and giving due deliberation to the seriousness of this behavior, we have decided to take these actions," said UC athletic director Whit Babcock. "We want to deal with this in a prompt and direct manner and send the message that we will not tolerate this from those who have the privilege of representing the University of Cincinnati."
- ▶ "We have advised the BIG EAST Conference of our decision and the measures we're taking. I'm thankful for the full support of (UC) President (Gregory H.) Williams and (UC men's basketball head coach) Mick Cronin."
- ▶ "Further, I want to apologize to our students, alumni, faculty and staff, as well as to our fans and community. We hold our student-athletes to a very high standard and take very seriously the role that our entire department plays in reflecting the overall image of this great university. We will continue to work diligently to represent the Bearcat family and the Cincinnati community in a first-class manner. There will be zero tolerance for a repeat of this behavior."

SEASON NOTES

BEARCATS IN 111TH VARSITY SEASON

- The 2011-12 campaign marks the 111th season of varsity basketball at the University of Cincinnati. The Bearcats own a 1,633-956 all-time record (.631). UC entered the season ranked 21st in the nation for most wins by a college basketball program.

HONORING THE 50TH ANNIVERSARY OF THE 1961-62 NATIONAL TITLE

- The 1961-62 NCAA national champion Cincinnati Bearcats team was honored at halftime of the regular-season home finale against Marquette (2/29).
- About 10 former players or family members were recognized in the 50th anniversary season of UC's second of back-to-back national titles.
- Paul Hogue scored a game-high 22 points and grabbed a game-high 19 rebounds while Tom Thacker poured in 21 points, Tony Yates added 12 points and Ron Bonham contributed 10 points in UC's 71-59 win over Ohio State in the 1962 national title game.
- The Bearcats finished with a 29-2 overall record, but had to defeat Bradley 61-46 in the Missouri Valley Conference playoff to reach the NCAA Tournament. UC went on to defeat Creighton (66-46), Colorado (73-46) and UCLA (72-70) before topping Ohio State.
- The Bearcats had defeated Ohio State 70-65 in the 1961 national title game.
- UC went to its fifth consecutive Final Four the following season, 1962-63, losing to Loyola (Ill.) in overtime 60-58 in the national championship game.
- UC has donned throw-back jerseys in a select number of games this year in honor of the 1962 championship team.

BEARCATS TABBED FIFTH IN BIG EAST BY ITS COACHES

- Cincinnati was projected fifth in the BIG EAST Conference by the league's coaches at the preseason Media Day, Oct. 19 in New York City.
- The fifth-place preseason ranking for the Bearcats is their highest since joining the BIG EAST in 2005-06. UC received 169 points overall.
- Connecticut and Syracuse tied for first place atop the poll with 209 points. The Huskies received seven first-place votes while the Orange garnered five. Louisville was third with 201 points and three first-place votes. Pittsburgh was fourth with 188 points and one first-place vote.

THOMAS REDSHIRTED 2011-12 CAMPAIGN

- Freshman forward Shaquille Thomas had his initial eligibility waiver approved by the NCAA and was granted a full financial scholarship prior to the 2011 fall quarter at UC.
- Thomas was cleared for practice activities on Dec. 15, 2011.
- The 2011-12 academic year was considered a redshirt season for Thomas, who has four years of eligibility to play for the Bearcats starting in the fall of the 2012-13 school year.
- Thomas came to UC after playing two seasons at NIA Prep in Newark, N.J., where he averaged 28 points and eight assists during the 2010-11 campaign.
- He was a four-star prospect by Rivals.com and Scout.com and the 81st-best player nationally by Rivals.com.
- He is the nephew of long-time NBA veteran Tim Thomas.

-GoBEARCATS.com-

SPECIALTY STATISTICS

Opponent	Result	In Paint	Off TO	2nd Chance	Fast Break	Bench
Alabama State at Cincinnati	W, 65-40	22 38	14 19	7 12	7 15	6 9
Jacksonville State at Cincinnati	W, 73-59	30 32	16 19	13 10	13 4	13 6
Presbyterian at Cincinnati	L, 54-56	24 26	12 9	12 16	14 2	5 0
Northwestern State at Cincinnati	W, 71-43	14 34	16 19	0 10	8 8	14 16
Marshall at Cincinnati	L, 69-73 (OT)	28 36	9 19	12 10	4 10	12 6
Miami (Ohio) at Cincinnati	W, 56-47	24 30	8 19	7 9	9 0	7 15
at Georgia Cincinnati	W, 57-51	24 12	16 16	11 7	6 2	16 2
at No. 8 Xavier Cincinnati	L, 53-76	36 24	16 8	10 14	12 2	11 6
at Wright State Cincinnati	W, 78-58	18 22	19 16	2 23	2 2	18 11
Radford at Cincinnati	W, 101-70	30 44	7 30	25 14	5 28	14 30
Ark.-Pine Bluff at Cincinnati	W, 101-53	20 30	10 29	6 18	4 4	26 32
Chicago State at Cincinnati	W, 95-60	34 40	8 23	15 13	10 8	13 39
vs. Oklahoma Cincinnati	W, 56-55	24 20	5 16	11 10	3 6	8 0
at Pittsburgh Cincinnati	W, 66-63	30 28	9 20	12 10	4 16	8 0
Notre Dame at Cincinnati	W, 71-55	28 24	13 11	13 4	4 11	9 19
St. John's at Cincinnati	L, 55-57	26 20	6 19	8 7	12 10	10 22
at Georgetown Cincinnati	W, 68-64	32 28	20 7	2 6	6 5	9 8
Villanova at Cincinnati	W, 82-78	20 30	5 20	11 11	4 9	2 11
at Connecticut Cincinnati	W, 70-67	32 16	9 17	10 16	10 0	20 16
at West Virginia Cincinnati	L, 77-74 (OT)	40 42	14 6	11 17	6 4	20 17
Syracuse at Cincinnati	L, 53-60	36 24	14 10	7 7	10 7	9 3
at Rutgers Cincinnati	L, 54-61	30 12	19 17	9 13	16 3	17 7
DePaul at Cincinnati	W, 74-66	38 44	10 22	8 12	20 16	11 16
at St. John's Cincinnati	W, 76-54	18 40	15 18	7 15	7 6	12 21
at Marquette Cincinnati	L, 78-95	50 48	25 11	9 18	31 10	13 16
Providence at Cincinnati	W, 81-66	28 44	13 11	4 20	12 9	0 19
Seton Hall at Cincinnati	W, 62-57	34 16	12 12	15 12	9 3	10 5
Louisville at Cincinnati	W, 60-56	30 16	8 17	16 5	2 5	14 5
at USF Cincinnati	L, 46-45	28 24	4 9	8 4	2 4	12 10
Marquette at Cincinnati	W, 72-61	24 42	3 14	18 10	5 19	6 8
at Villanova Cincinnati	W, 72-68	18 30	6 8	13 22	4 2	2 12
vs. Georgetown Cincinnati	W, 72-70 (2 OT)	36 48	14 19	7 10	4 16	12 5
vs. Syracuse Cincinnati	W, 71-68	18 24	14 16	23 19	2 6	31 4
vs. Louisville Cincinnati	L, 50-44	20 30	13 11	7 4	6 2	4 0
vs. Texas Cincinnati	W, 65-59	20 40	6 11	4 10	2 10	10 6
vs. Florida State Cincinnati	W, 62-56	22 22	6 19	8 5	5 13	7 5
vs. Ohio State Cincinnati	L, 81-66	30 30	20 15	13 7	0 11	2 8
Cincinnati Totals		1114	595	426	289	416
Average		30.1	16.1	11.5	7.8	11.2
Opponents Totals		1012	425	382	279	412
Average		27.4	11.5	10.3	7.5	11.1

OVERTIME RECORDS

UC's Overall Record.....	50-50
1 OT Games	41-42
2 OT Games	8-6
3 OT Games	0-1
4 OT Games	0-1
7 OT Games	1-0

RECORDS IN OVERTIME GAMES

Home	24-17	.585
Schmidlapp Gym.....	3-4.....	.429
Schmidt Fieldhouse.....	0-1.....	.000
Music Hall	0-1.....	.000
Armory Fieldhouse.....	5-4.....	.556
Cincinnati Gardens	3-2.....	.600
U.S. Bank Arena.....	3-1.....	.750
Fifth Third Arena.....	10-4.....	.714
Away.....	16-26.....	.381
Neutral	10-7588

Current Streak: Won — 1
Longest Winning Streak: 5 (Tay Baker - 1966-67)
Longest Losing Streak: 4 (Bob Ruess, 1943 - John Weithe, 1950)
• On Dec. 21, 1981 Cincinnati and Bradley played an NCAA-record 7-overtime game which UC won, 75-73.
• Cincinnati has been involved in two of the five NCAA tournament championship games to go into overtime. The Bearcats defeated Ohio State, 70-65, in 1961 but lost to Loyola (Ill.), 60-58, in 1963.
• In 1966-67, Cincinnati played six overtime games, winning five.

UC COACHES IN OVERTIME GAMES

Coach (Years)	No.	Record	Pct.
Bob Huggins (1989-2005)	25	14-11	.560
Mick Cronin (2006-pres.)	14	7-7	.500
Tay Baker (1965-72)	9	7-2	.778
Ed Jucker (1960-65)	9	4-5	.444
Ed Badger (1978-83)	8	3-5	.375
Tony Yates (1983-89)	7	2-5	.286
John Wiethe (1946-52)	5	1-4	.200
George Smith (1952-60)	4	3-1	.750
Gale Catlett (1972-78)	4	2-2	.500
Frank Rice (1928-32)	4	1-3	.250
Boyd Chambers (1918-28)	3	3-0	1.000
Clark Ballard (1939-42)	2	2-0	1.000
Andy Kennedy (2005-06)	2	1-1	.250
Tay Brown (1933-37)	2	0-2	.000
John Halliday (1932-33)	1	0-1	.000
Bob Ruess (1942-44)	1	0-1	.000
Walter Van Winkle (1937-39)	0	—	.—
Ray Farnham (1944-46)	0	—	.—

OVERTIME GAMES IN MICK CRONIN ERA

1/20/07	W	UC 96, West Virginia 83	1	SC
2/28/07	W	UC 70, Seton Hall 67	1	SC
2/9/08	W	UC 72, Rutgers 68	1	SC
3/2/08	L	Providence 81, UC 79	1	A
12/20/08	W	UC 85, Eastern Kentucky 77	1	SC
2/7/09	W	UC 64, Georgetown 62	1	SC
3/7/09	L	Seton Hall 67, UC 63	1	SC
11/25/09	L	Gonzaga 61, UC 59	1	N
12/13/09	L	Xavier 83, UC 79	2	A
2/21/10	L	Marquette 79, UC 76	1	SC
2/19/11	W	UC 93, Providence 81	1	A
11/25/11	L	Marshall 73, UC 69	1	SC
1/21/12	L	West Virginia 77, UC 74	1	A
3/8/12	W	UC 72, Georgetown 70	2	N

THE LAST TIME...

Team

100 Points by a Team

By UC	101 vs. Ark.-Pine Bluff, 12/21/11
By Opponent	105 by UCLA (20T), 3/17/02

90 Points by a Team

By UC	95 vs. Chicago State, 12/23/11
By Opponent	95 at Marquette, 2/11/12

30-plus Point Win

By UC	35 (95-60), vs. Chicago State, 12/23/11
By Opponent	38 (89-51) vs. Notre Dame, 3/10/11

60 Percent Shooting by a Team

By UC	.628 vs. St. John's, 2/11/09
By Opponent	.674 vs. Pittsburgh, 2/14/09

50 Percent Shooting by a Team

By UC	.517 at St. John's, 2/8/12
By Opponent	.567 at Marquette, 2/11/12

Cincinnati Played a Ranked Opponent

UC Win	62-56 vs. No. 10 Florida State, 3/18/12
UC Loss	81-66 vs. No. 7 Ohio State, 3/22/12

Overtime Game

UC Win	93-81 at Providence, 2/19/11
UC Loss	77-74 at West Virginia, 1/21/12

Double Overtime Game

UC Win	72-70 (20T) vs. Georgetown, 3/8/12
UC Loss	83-79 (20T) at Xavier, 12/13/09

Triple Overtime Game

UC Win	75-73 (70T*) vs. Bradley, 12/21/81
UC Loss	89-85 (40T) vs. Memphis, 1/31/81

* - NCAA record.

Individual

40 Points by a Player

By UC	41, Steve Logan vs. Southern Mississippi, 2/15/02
By Opponent	41, Dell Curry, Virginia Tech, 1985-86

30 Points by a Player

By UC	34, Deonta Vaughn vs. Notre Dame, 2/4/09
By Opponent	37, Luke Harangody, at Notre Dame, 2/4/10

20 Rebounds by a Player

By UC	20, Cedric McGowan vs. DePaul, 1/4/06
By Opponent	four times

15 Rebounds by a Player

By UC	16, Mike Williams, 12/20/08
By Opponent	15, Greg Monroe, vs. Georgetown, 3/6/10

Two Players with 20 or More Points in Same Game

By UC	JaQuon Parker (28), Dion Dixon (21) vs. No. 8/7 Marquette, 2/29/12
By Opponent	Jimmy Butler (20), D. Johnson-Odom (20) vs. Marquette, 2/21/10

Two Players with 10 or More Reb. in Same Game

By UC	Ibrahima Thomas (10) and Lance Stephenson (10) vs. DePaul, 2/24/10
By Opponent	Jamarr Sanders (11) and Elijah Millsap (15) at UAB, 12/16/09

10 Assists by a Player

By UC	10, Cashmere Wright, vs. Marshall, 11/25/11
By Opponent	10, Chris Howard, at USF, 2/14/09

Five Steals by a Player

By UC	5, Cashmere Wright vs. Florida State, 3/18/12
By Opponent	5, Greg Monroe, Georgetown, 2/7/09

Five Blocked Shots by a Player

By UC	6, Justin Jackson, vs. Louisville, 3/10/12
By Opponent	5, Hamady Ndiaye, vs. Rutgers, 3/9/10

Double-Double by a UC Player

UC Win	Yancy Gates (15 pts., 10 rebs.) vs. Texas, 3/16/12
UC Loss	Yancy Gates (12 pts., 11 rebs.) at No. 18/19 Marquette, 2/11/12

Triple-Double by a UC Player

By UC	Eric Hicks (22 pts., 12 rebs., 10 blks.) vs. Marquette, 1/7/06
-------	---

UC Player Led Team in Points, Reb., Assists

By UC	Yancy Gates (12 pts., 9 reb., t-3 asst.) vs. Savannah State, 11/24/10
-------	--

A Player Won a Game in the Final Seconds

By UC	Cashmere Wright layup at 6 secs UC defeats Georgetown 72-70 (20T), 3/8/12
By Opponent	Anthony Collins made two free throws at 3 secs USF defeats UC 46-45, 2/26/12

Four Players Scored in Double Figures

By UC	Yancy Gates (15), JaQuon Parker (13) Dion Dixon (12), Cashmere Wright (11) vs. Texas, 3/16/12
-------	---

Five Players Scored in Double Figures

By UC	Dion Dixon (15), JaQuon Parker (15), Cashmere Wright (14, Gates (11), Jackson (10) at No. 18/19 Marquette, 2/11/12
-------	--

Six Players Scored in Double Figures

By UC	Sean Kilpatrick (21), Cashmere Wright (14), Dion Dixon (11), Jeremiah Davis (11), Justin Jackson (11), Ge'Lawn Guyn (11) vs. Chicago State, 12/23/11
-------	---

Seven Players Scored in Double Figures

By UC	Rashad Bishop (14), Dion Dixon (13), Steve Toyloy (13), Deonta Vaughn (12), Darnell Wilks (12), Jaquon Parker (10), Yancy Gates (10) vs. Texas Southern, 12/1/09
-------	---

CRONIN ERA BESTS

Most Points Scored

101 (W, 101-53)	vs. Ark.-Pine Bluff	12/21/11
101 (W, 101-70)	vs. Radford	12/17/11
96 (W, 96-83)	vs. West Virginia	1/20/07

Most Points Scored (Half)

56 (W, 93-83)	vs. Notre Dame	(2nd) 2/4/09
56 (W, 92-72)	vs. Utah Valley	(1st) 12/11/10

Highest FG Percentage

.628 (27-43)	vs. St. John's	2/11/09
.603 (38-63)	vs. Radford	12/17/11
.574 (35-61)	vs. Texas Southern	12/1/09

Highest 3-Pt. Percentage

.600 (6-10)	vs. St. John's	2/11/09
.583 (7-12)	at Georgetown	1/27/07
.583 (14-24)	vs. Central Michigan	11/25/06

Most Rebounds

54	vs. Louisville (BE Championship)	3/10/10
54	vs. Western Illinois	11/22/08

Most Assists

27	vs. Toledo	11/18/09
24	vs. Georgia Southern	12/14/10

Most Blocked Shots

10	vs. Western Illinois	11/22/08
10	vs. Alabama State	11/13/11
10	vs. Chicago State	12/23/11

Most Steals

16	vs. Ark.-Pine Bluff	12/21/11
15	vs. Ark.-Pine Bluff	12/22/09
13	vs. Florida State	3/18/12
13	at Georgetown	1/9/12
13	at Providence	2/6/07
13	vs. North Carolina State	12/23/06

Most Forced Turnovers

32	vs. North Carolina State	12/23/06
29	vs. Ark.-Pine Bluff	12/21/11
24	vs. Ark.-Pine Bluff	12/22/08

Fewest Points Allowed

34	vs. Dayton	11/27/10
39	vs. Howard	11/10/06
	at West Virginia	1/30/08

Fewest Points Allowed (Half)

14	vs. Alabama State	(1st) 11/13/11
15	vs. Dayton	(2nd) 11/27/10
15	Western Illinois	(1st) 11/22/08
15	vs. Howard	(1st) 11/10/06
16	at West Virginia	(2nd) 1/30/08
16	vs. Arkansas-Pine Bluff	(1st) 12/22/08
16	vs. Cal State Bakersfield	(1st) 1/6/10

Lowest FG Percentage Allowed

.200 (12-60)	vs. Dayton	11/27/10
.200 (10-50)	at West Virginia	1/30/08
.214 (12-56)	vs. Howard	11/10/06

Lowest 3-Pt. FG Percentage Allowed

.000 (0-4)	vs. Texas Southern	11/18/08
.045 (1-22)	at West Virginia	1/30/08
.071 (1-14)	vs. No. 17/17 Louisville	2/23/12
.111 (2-18)	at Memphis	12/29/08
.111 (1-9)	vs. Rutgers	1/26/11

Biggest Win

49 (101-53)	vs. Ark.-Pine Bluff	12/21/11
45 (99-54)	vs. Georgia Southern	12/14/10
37 (94-57)	vs. Texas Southern	12/1/09
36 (94-58)	vs. St. Francis (PA)	12/23/10
35 (95-60)	vs. Chicago State	12/23/11

HEAD COACH MICK CRONIN

THE CRONIN COACHING FILE



UC head coach Mick Cronin

Season	School (Conf.)	Position	Record/Conf.	Postseason (Record)
1996-97	Cincinnati (C-USA)	Video Coordinator		
1997-98	Cincinnati (C-USA)	Assistant Coach	27-6/14-2	NCAA West Regional (1-1)
1998-99	Cincinnati (C-USA)	Assistant Coach	27-6/12-4	NCAA East Regional (1-1)
1999-00	Cincinnati (C-USA)	Assistant Coach	29-4/16-0	NCAA South Regional (1-1)
2000-01	Cincinnati (C-USA)	Assistant Coach	25-10/11-5	NCAA West Regional Semifinals (2-1)
2001-02	Louisville (C-USA)	Assoc. Head Coach	19-13/8-8	NIT (1-1)
2002-03	Louisville (C-USA)	Assoc. Head Coach	25-7/11-5	NCAA East Reg. (1-1)
2003-04	Murray State (OVC)	Head Coach	28-6/14-2	NCAA Atlanta Reg. (0-1)
2004-05	Murray State (OVC)	Head Coach	17-11/11-5	---
2005-06	Murray State (OVC)	Head Coach	24-7/17-3	NCAA Washington Reg. (0-1)
Murray State Totals		3 years	69-24/42-10	.742/.808
2006-07	Cincinnati (BIG EAST)	Head Coach	11-19/2-14	---
2007-08	Cincinnati (BIG EAST)	Head Coach	13-19/8-10	Col. Basketball Invit. (0-1)
2008-09	Cincinnati (BIG EAST)	Head Coach	18-14/8-10	---
2009-10	Cincinnati (BIG EAST)	Head Coach	19-16/7-11	NIT (1-1)
2010-11	Cincinnati (BIG EAST)	Head Coach	26-9/11-7	NCAA Third Round (1-1)
2011-12	Cincinnati (BIG EAST)	Head Coach	26-11/12-6	NCAA East Regional Semifinals (2-1)
Cincinnati Totals		6 years	113-88/48-58	.562/.453
Career Head Coaching Totals		9 years	182-112/90-68	.619/.570

Since taking the reins of the University of Cincinnati men's basketball program in late March 2006, Mick Cronin has been busy assembling his program piece by piece from the ground up: stressing the importance of academic success, attracting the interest of talented recruits, climbing the BIG EAST Conference standings and increasing the Bearcats' level of success every season.

The Cincinnati rebuilding project reached a new high during the 2011-12 season, appearing in the title game of the BIG EAST Championship for the first time in school history before advancing to the NCAA Championship regional semifinal round for the first time since 2001. During the season, the Bearcats defeated a school-record eight ranked opponents, including No. 2 Syracuse. UC compiled a school-record 12 BIG EAST Conference wins while achieving its highest finish in the league standings, tying Georgetown and USF for fourth place. The Bearcats also received their first double-bye in the BIG EAST Championship after earning the tournament's No. 4 seeding.

The 2010-11 campaign saw the Bearcats advance to the NCAA Tournament for the first time in six seasons; record their highest win total since the 2002 campaign; secure an incoming recruiting class tabbed among the Top 25 in the nation; and receive the prestigious "Public Recognition Award" for their outstanding Academic Progress Rate.

Over Cronin's six years at Cincinnati, the team has shown improvement each step of the way, becoming the only program from a BCS conference to increase its overall win total each season from 2007 through 2011 (11 in 2006-07, 13 in 2007-08, 18 in 2008-09, 19 in 2009-10 and 26 in 2010-11). The 2011-12 Bearcats matched their win total from the 2010-11 campaign with 26 victories while advancing to the NCAA Championship East regional semifinals, their first Sweet 16 appearance since 2001.

A native of the Queen City and 1997 graduate of UC, Cronin long has owned a passion for Cincinnati and the sport of basketball. As a child he used to follow his father, Hep, a highly successful local high school coach, around the gyms throughout the city. When his promising playing career at LaSalle High School was cut short due to a knee injury, Cronin set his sights on coaching. He punched his own ticket coaching varsity and junior varsity high school basketball, spending time as a video coordinator, and then as an assistant coach for the

likes of Rick Pitino and Bob Huggins. His hard work and dedication made him one of the nation's top recruiters and one of the most highly sought after coaches when he accepted his first head coaching position in 2003 at Murray State University.

Cronin honed his skills as a head coach for three years at Murray State, compiling a 69-24 record and earning a pair of berths to the NCAA tournament. In his debut season as head coach, Cronin directed the Racers to a school-best 28-6 record, the Ohio Valley Conference tournament championship, and an NCAA tournament appearance. His 28 wins are the sixth most in NCAA history for a first-year head coach. He earned OVC Coach of the Year honors two seasons later, guiding Murray State to another OVC crown, league tournament crown and NCAA Tournament appearance with a 24-6 overall record and 17-3 conference mark in 2005-06.

During 12 years as an assistant and head coach Cronin built a reputation for his ability to evaluate and recruit top talent. In his stint at UC as an assistant coach from 1997-2001, Cronin made an immediate impact by recruiting several top players, including NBA Draft selections Steve Logan (Golden State); DerMarr Johnson (Atlanta); Pete Mickeal (Dallas); Kenny Satterfield (Dallas); and Jason Maxiell (Detroit). Those players helped build a recruiting base that included two top 5- and a top 10-rated classes over Cronin's final three seasons. His work paid dividends for UC as it compiled a 108-26 record, five C-USA regular-season titles, and a pair of tournament crowns.

Following the 2000-01 season, Cronin became the associate head coach and recruiting coordinator at Louisville, under Rick Pitino. In his very first year, Cronin helped attract a top-10 ranked recruiting class, including Francisco Garcia, who went on to earn 2003 C-USA Freshman of the Year and was eventually drafted by Sacramento. National sports publications took notice ranking Cronin as the top assistant coach in the nation in 2002-03 by *Athlon* and the top assistant in Conference USA by *Lindy's*. That same year, *The Sporting News* named him the top recruiting assistant in the nation and the top assistant in C-USA.

Mick is the second generation of the Cronin family in the coaching ranks. His father compiled more than 400 victories in his high school coaching career and is recently retired from being a Major League Baseball scout for the Atlanta Braves.

Mick Cronin resides in Cincinnati with his five-year old daughter, Samantha.

WHAT THEY'RE SAYING ABOUT CRONIN

"Perhaps it's just the sheer size of the Big East that has prevented the public generally from noticing just how vast Mick Cronin's accomplishments have been at Cincinnati. From starting with not much more than a few basketballs and an empty gym, and playing in a league that routinely is producing No. 1 NCAA seeds and Final Four teams, Mick elevated the Bearcats to 26 victories and an NCAA Tournament berth within five seasons. And he did this with players who've lifted the program's academic rating and graduated from the university. It might be the most underrated coaching performance of the past two decades in college basketball. It's darned near a miracle."

-Mike DeCourcy, Sporting News

"Mick has done an outstanding job in an extremely difficult situation. The odds were against him but he was persistent and got the Bearcats over the hump and into the NCAA tournament where they should be a regular at knocking on that door every March."

-Andy Katz, ESPN

"Mick Cronin has done a tremendous job at Cincinnati. He took over a program that needed a new culture of winning, and he built a solid foundation in the nation's toughest basketball league. He's been disciplined, and has demanded the same from his players. Mick has instilled belief in his players, and after a terrific season last year, the Bearcats should be even better this year. Mick Cronin has worked incredibly hard to lead Cincinnati back to national prominence."

-Jay Bilas, ESPN

"Mick Cronin has done a great rebuilding job at Cincinnati. I love the emotion and passion he brings to the sidelines. Bearcat fans have to be thrilled with what he has done in a relatively short time. Stock up for Mick Cronin, baby!"

-Dick Vitale, ESPN

IMG/CINCINNATI RADIO NETWORK

Cincinnati men's basketball can be heard in 38 states and in a third of Canada thanks to a 15-year partnership with ClearChannel and its signature station 700 WLW, which is based in Cincinnati.

700 WLW provides in-depth coverage, live play-by-play and postgame reaction from head coach Mick Cronin. The broadcasts also include a 30-minute pregame show.

Dan Hoard provides play-by-play alongside color analyst **Chuck Machock**. **Mo Egger** serves as host/engineer.

THE MICK CRONIN RADIO SHOW

The Mick Cronin Radio Show will air weekly on 700 WLW from the original Montgomery Inn on Montgomery Road.

Coach Cronin is joined weekly by the Voice of the Bearcats, Dan Hoard and color analyst Chuck Machock. The hour-long call-in show provides in-depth analysis of Bearcats basketball.

BEARCATS SPORTS WEEKLY WITH MICK CRONIN

Bearcats Sports Weekly with Mick Cronin, a weekly magazine-formatted show on the University of Cincinnati basketball program airs on FOX Sports Ohio. UC's Tom Gelehrter serves as host.

CRONIN JOINING AREA COACHES TO PROMOTE SOUTHWEST OHIO COACHES VS. CANCER CHAPTER

UC head coach Mick Cronin has joined area coaches Charlie Coles (Miami-Ohio), Chris Mack (Xavier), Archie Miller (Dayton) and Billy Donlon (Wright State) to promote the Southwest Ohio chapter of Coaches vs. Cancer prior to the 2011-12 season.

The chapter was initially announced on Aug. 31, 2011. A Coaches vs. Cancer fund-raising breakfast held Nov. 2 at the Hyatt Regency Cincinnati raised \$180,000 for the American Cancer Society.

CRONIN'S RECORD VS. ALL OPPONENTS

School	W-L	Last Meeting	School	W-L	Last Meeting
Alabama State	1-0	2011-12	Ohio	0-1	2006-07
Arkansas-Pine Bluff	2-0	2011-12	Ohio State	0-2	2011-12
Arkansas Tech	1-0	2004-05	Oklahoma	2-0	2011-12
Austin Peay	4-1	2005-06	Pittsburgh	2-7	2011-12
Belmont	0-1	2007-08	Prairie View A&M	1-0	2009-10
Bowling Green	0-1	2007-08	Presbyterian	0-1	2011-12
Bradley	0-1	2007-08	Providence	3-4	2011-12
Cal-Davis	1-0	2004-05	Radford	1-0	2011-12
Campbellsville	1-0	2005-06	Rice	2-0	2005-06
Central Michigan	1-0	2006-07	Rutgers	4-4	2011-12
Charleston Southern	1-0	2008-09	Samford	2-3	2005-06
Chicago State	2-0	2011-12	Savannah State	1-0	2010-11
Cincinnati	0-1	2005-06	Seton Hall	3-3	2011-12
Coastal Carolina	2-0	2008-09	SIU-Edwardsville	2-0	2004-05
Connecticut	3-6	2011-12	Southeast Missouri State	5-2	2005-06
CS Bakersfield	1-0	2009-10	Southern Illinois	1-2	2005-06
Dayton	1-1	2010-11	Southern Miss	1-0	2003-04
Delaware State	2-0	2004-05	South Carolina Upstate	1-0	2007-08
DePaul	5-3	2011-12	South Dakota	1-0	2008-09
Eastern Illinois	5-1	2005-06	St. Francis (Pa.)	1-0	2010-11
Eastern Kentucky	6-1	2008-09	St. John's	5-5	2011-12
Fairfield	1-0	2007-08	St. Mary's (Calif.)	0-1	2004-05
Florida A&M	1-0	2010-11	Syracuse	2-5	2011-12
Florida State	1-1	2011-12	Texas	1-0	2011-12
Georgetown	6-4	2011-12	TCU	1-0	2003-04
Georgetown College	1-0	2003-04	Temple	1-0	2006-07
Georgia	1-0	2011-12	Tennessee	0-1	2005-06
Georgia Southern	1-0	2010-11	Tennessee State	5-1	2005-06
Gonzaga	0-1	2009-10	Tennessee Tech	3-2	2005-07
High Point	1-0	2006-07	Tennessee-Martin	8-0	2006-07
Howard	1-0	2006-07	Texas A&M-Corpus Christi	1-1	2003-04
Illinois	0-1	2003-04	Texas-San Antonio	2-0	2005-06
Illinois-Chicago	1-0	2005-06	Texas Southern	2-0	2009-10
Illinois State	0-1	2007-08	Toledo	2-0	2010-11
IPFW	1-0	2010-11	UAB	1-4	2009-10
Jacksonville State	6-0	2011-12	UNLV	1-0	2008-09
Lipscomb	1-0	2009-10	USF	4-4	2011-12
Louisville	4-5	2011-12	Utah Valley	1-0	2010-11
Marquette	2-4	2011-12	Vanderbilt	1-0	2009-10
Marshall	0-1	2011-12	Villanova	3-4	2011-12
Maryland	1-0	2009-10	Wagner	1-0	2003-04
Memphis	0-3	2008-09	Weber State	1-0	2009-10
Miami (Ohio)	5-0	2011-12	West Florida	1-0	2003-04
Mississippi State	1-0	2008-09	West Virginia	3-5	2011-12
Missouri	1-1	2010-11	Western Carolina	1-0	2007-08
Morehead State	7-0	2005-06	Western Illinois	1-0	2008-09
Mount St. Mary's	1-0	2010-11	Western Kentucky	1-1	2004-05
North Carolina	0-1	2005-06	Winthrop	1-0	2009-10
North Carolina State	1-1	2007-08	Wofford	0-1	2006-07
Northwestern State	1-0	2011-12	Wright State	2-0	2011-12
Notre Dame	3-5	2011-12	Xavier	2-4	2011-12
Oakland	1-0	2006-07	<i>2011-12 opponents in boldface.</i>		

2011-12 NUMERICAL ROSTER

No.	Name	Pos.	Ht.	Wt.	Class	Hometown / Last School
0	Jeremiah Davis III	G	6-3	200	Fr.	Muncie, Ind. / Huntington Prep, W.Va.
1	Cashmere Wright **	G	6-0	175	R-Jr.	Savannah, Ga. / Urban Christian Academy
2	Octavius Ellis	F	6-9	200	Fr.	Memphis, Tenn. / Whitehaven
3	Dion Dixon ***	G	6-3	195	Sr.	Chicago, Ill. / Crane Technical Prep Common
5	Justin Jackson *	F	6-8	210	So.	Cocoa Beach, Fla. / Arlington Country Day
10	Alex Eppensteiner **	G	6-3	210	Jr.	Cincinnati, Ohio / Elder
11	Shaquille Thomas@	F	6-7	180	Fr.	Paterson, N.J. / NIA Prep School
13	Cheikh Mbodj	C	6-10	245	Jr.-Tr.	Dakar, Senegal / Grayson County (Texas) College
14	Ge'Lawn Guyn	G	6-1	175	Fr.	Georgetown, Ky. / South Kent Prep (Conn.)
15	Jermaine Sanders	F	6-5	225	Fr.	Far Rockaway, N.Y. / Rice
23	Sean Kilpatrick *	G	6-4	215	R-So.	White Plains, N.Y. / Notre Dame Prep
24	Kelvin Gaines	C	6-10	225	R-Fr.	Ocala, Fla. / Arlington Country Day
34	Yancy Gates ***	F	6-9	260	Sr.	Cincinnati, Ohio / Withrow
44	JaQuon Parker **	G	6-3	210	Jr.	Suffolk, Va. / King's Fork

2011-12 ALPHABETICAL ROSTER

No.	Name	Pos.	Ht.	Wt.	Class	Hometown / Last School
0	Jeremiah Davis III	G	6-3	200	Fr.	Muncie, Ind. / Huntington Prep, W.Va.
3	Dion Dixon ***	G	6-3	195	Sr.	Chicago, Ill. / Crane Technical Prep Common
2	Octavius Ellis	F	6-9	200	Fr.	Memphis, Tenn. / Whitehaven
10	Alex Eppensteiner **	G	6-3	210	Jr.	Cincinnati, Ohio / Elder
24	Kelvin Gaines	C	6-10	225	R-Fr.	Ocala, Fla. / Arlington Country Day
34	Yancy Gates ***	F	6-9	260	Sr.	Cincinnati, Ohio / Withrow
14	Ge'Lawn Guyn	G	6-1	175	Fr.	Georgetown, Ky. / South Kent Prep (Conn.)
5	Justin Jackson *	F	6-8	210	So.	Cocoa Beach, Fla. / Arlington Country Day
23	Sean Kilpatrick *	G	6-4	215	R-So.	White Plains, N.Y. / Notre Dame Prep
13	Cheikh Mbodj	C	6-10	245	Jr.-Tr.	Dakar, Senegal / Grayson County (Texas) College
44	JaQuon Parker **	G	6-3	210	Jr.	Suffolk, Va. / King's Fork
15	Jermaine Sanders	F	6-5	225	Fr.	Far Rockaway, N.Y. / Rice
11	Shaquille Thomas@	F	6-7	180	Fr.	Paterson, N.J. / NIA Prep School
1	Cashmere Wright **	G	6-0	175	R-Jr.	Savannah, Ga. / Urban Christian Academy

* - Letters earned at Cincinnati

@ - Will redshirt the 2011-12 season

Head Coach: Mick Cronin (6th season at UC; 9th season overall)

Associate Head Coach: Larry Davis

Assistant Coaches: Darren Savino, George Jackson

Director of Basketball Operations: Drew Seidenberger

Director of Student-Athlete Development: Chris Shumate


Video Coordinator: Jeff Berger

Athletics Trainer & Associate AD/Sports Medicine: Bob Mangine

PRONUNCIATION GUIDE

Dion Dixon	DEE-on
Ge'Lawn Guyn	JEE-lawn gwynn
Cheikh Mbodj	sheck MUHD-juh (MUHD rhymes with WOOD)
JaQuon Parker	Juh-KWON

RADIO/TV ROSTER




0 **JEREMIAH DAVIS III**
G » 6-3 » 200 » FRESHMAN
MUNICE, IND.




1 **CASHMERE WRIGHT**
G » 6-0 » 175 » JUNIOR
SAVANNAH, GA.




2 **OCTAVIUS ELLIS**
F » 6-9 » 200 » FRESHMAN
MEMPHIS, TENN.




3 **DION DIXON**
G » 6-3 » 195 » SENIOR
CHICAGO, ILL.



5 **JUSTIN JACKSON**
F » 6-8 » 210 » SOPHOMORE
COCOA BEACH, FLA.




10 **ALEX EPPENSTEINER**
G » 6-3 » 210 » JUNIOR
CINCINNATI, OHIO




11 **SHAQUILLE THOMAS**
F » 6-7 » 180 » FRESHMAN
PATERSON, N.J.




13 **CHEIKH MBODJ**
C » 6-10 » 245 » JUNIOR
DAKAR, SENEGAL




14 **GE'LAWN GUYN**
G » 6-1 » 175 » FRESHMAN
GEORGETOWN, KY.



15 **JERMAINE SANDERS**
F » 6-5 » 225 » FRESHMAN
FAR ROCKAWAY, N.Y.




23 **SEAN KILPATRICK**
G/F » 6-4 » 215 » SOPHOMORE
WHITE PLAINS, N.Y.



24 **KELVIN GAINES**
C » 6-10 » 225 » FRESHMAN
OCALA, FLA.



34 **YANCY GATES**
F » 6-9 » 260 » SENIOR
CINCINNATI, OHIO



44 **JaQUON PARKER**
G » 6-3 » 210 » JUNIOR
SUFFOLK, VA.



MICK CRONIN
HEAD COACH



LARRY DAVIS
ASSOCIATE HEAD COACH



GEORGE JACKSON
ASSISTANT COACH



DARREN SAVINO
ASSISTANT COACH

GAME 1

Alabama State.....40
at No. 21/22 Cincinnati.....65
Nov. 13, 2011 • Cincinnati, Ohio
(Fifth Third Arena)

Senior forward Yancy Gates recorded his 14th career double-double with 15 points and 11 rebounds to lead the University of Cincinnati men's basketball team to a 65-40 win over Alabama State University at Fifth Third Arena.

UC's top four returning scorers — Gates, senior guard Dion Dixon (14 points), sophomore guard Sean Kilpatrick (13) and junior guard Cashmere Wright (10) — each posted double-digit point totals to lead a balanced offensive attack.

Kilpatrick narrowly missed his first double-double after grabbing a career-best nine rebounds.

Cincinnati (1-0) relied on its pressure half-court defense to force Alabama State into 17 turnovers, which were converted into 19 points. Additionally, UC totaled 10 blocks and eight steals while holding the Hornets to a 29 percent field-goal percentage.

The Bearcats went into halftime with a 35-14 lead, the fewest points they've allowed in the first half under head coach Mick Cronin. The previous low during Cronin's tenure was 15 points, which was achieved twice (Nov. 22, 2008 vs. Western Illinois and Nov. 10, 2006 vs. Howard).

Cincinnati quickly jumped out to an 18-2 lead after starting the game with an 8-0 run and, after Alabama State made its first basket, a 10-run.

Alabama State (0-2) was led offensively by senior guard Kenderick Washington, who scored a game-high 18 points.

Alabama State (0-2)

Name	fg-a	3-a	ft-a	o-d-t	pf	tp	a	to	b	s	m
Page	6-16	0-0	0-0	1-7-8	2	12	1	3	1	0	34
White	1-7	0-4	0-0	0-1-1	2	2	1	2	0	1	38
Brown	0-5	0-2	0-0	1-1-2	4	0	0	1	0	0	22
Middlebrooks	1-3	0-2	0-1	0-0-0	4	2	1	1	0	0	23
Washington	7-16	3-8	1-2	5-3-8	3	18	3	2	0	5	26
Mason	1-3	0-0	0-0	0-2-2	0	2	1	2	0	1	7
Watts	2-10	0-4	0-0	0-1-1	0	4	1	3	0	0	21
Johnson	0-0	0-0	0-0	0-2-2	2	0	0	1	0	0	5
Jefferson	0-2	0-1	0-0	1-3-4	2	0	1	2	0	1	24
TEAM				2-1-3							
Total	18-62	3-21	1-3	10-21-31	19	40	9	17	1	8	

Cincinnati (1-0)

Name	fg-a	3-a	ft-a	o-d-t	pf	tp	a	to	b	s	m
Jackson	2-3	0-1	0-0	0-7-7	0	4	3	1	3	3	29
Gates	6-15	0-0	3-7	2-9-11	3	15	1	1	1	2	32
Wright	4-7	2-5	0-0	0-3-3	1	10	3	4	0	0	25
Dixon	5-12	1-3	3-4	2-0-2	0	14	2	2	1	1	28
Kilpatrick	4-8	0-4	5-5	3-6-9	2	13	1	2	0	1	30
Davis III	0-1	0-1	0-0	0-2-2	0	0	1	4	0	0	11
Ellis	2-2	0-0	2-2	1-1-2	0	6	0	0	2	1	11
Eppenstein	0-0	0-0	0-0	0-0-0	0	0	0	0	0	0	2
Guyn	1-4	0-2	1-2	0-0-0	1	3	1	1	0	0	14
Sanders	0-1	0-0	0-0	0-0-0	1	0	0	1	0	0	10
Gaines	0-0	0-0	0-0	1-4-5	2	0	0	0	3	0	8
TEAM				0-3-3							
Total	24-53	3-16	14-20	9-35-44	10	65	12	16	10	8	

Score by Periods	1st	2nd	Total
Alabama State	14	26	40
Cincinnati	35	30	65

FG%: ASU 29.0, UC 45.3; **3FG%:** ASU 14.3, UC 18.8; **FT%:** ASU 33.3, UC 70.0; **Officials:** Roger Ayers, Tony Crisp, Brent Hampton
Attendance: 4,624

GAME 2

Jacksonville State59
at No. 20/20 Cincinnati.....73
Nov. 15, 2011 • Cincinnati, Ohio
(Fifth Third Arena)

Cashmere Wright scored 23 points, Dion Dixon added 20 and Justin Jackson grabbed a career-high nine rebounds as No. 20 Cincinnati defeated Jacksonville State 73-59.

Cincinnati (2-0) shot 61.5 percent (8 for 13) from three-point range and 48.2 percent (27 for 56) overall while dishing out 20 assists.

After Dixon's layup at the 18:25 mark of the second half increased UC's lead to 27 points, Jacksonville State (1-3) fought to get back in the game. A three-pointer from JSU senior forward Stephen Hall with 1:52 left in the game cut UC's lead to 10 points.

The Bearcats went into halftime with a 44-21 advantage thanks in large part to their 7-for-8 shooting from three-point range and crisp ball movement as they distributed 12 assists on their 17 field goals, all while mostly facing a zone defense employed by Jacksonville State.

Jacksonville State (1-2)

Name	fg-a	3-a	ft-a	o-d-t	pf	tp	a	to	b	s	m
Hall	4-8	2-3	2-2	2-3-5	1	12	0	4	0	1	33
Mafra	0-3	0-0	0-0	0-1-1	2	0	0	1	1	0	17
Walters	1-2	0-1	0-0	0-2-2	0	2	3	0	0	1	19
Leggett	8-15	0-1	0-0	0-4-4	2	16	2	0	0	2	33
Williams	7-15	1-6	1-2	1-2-3	3	16	3	6	0	1	33
White	0-1	0-0	0-0	0-1-1	0	0	0	0	0	0	7
Boggs	0-1	0-0	0-0	0-0-0	0	0	0	0	0	0	2
Rackley	0-5	0-1	0-0	2-0-2	1	0	0	2	0	3	20
Bougher	1-2	0-1	1-2	2-0-2	0	3	0	0	0	1	6
Gaines	1-8	0-1	6-8	5-0-5	1	8	1	0	0	0	21
Cook	1-2	0-0	0-0	1-0-1	1	2	0	0	0	0	9
TEAM				3-3-6							
Total	23-62	3-14	10-14	16-16-32	11	59	9	13	1	9	

Cincinnati (2-0)

Name	fg-a	3-a	ft-a	o-d-t	pf	tp	a	to	b	s	m
Jackson	2-3	0-0	3-5	5-4-9	5	7	3	2	3	2	29
Gates	3-10	1-1	1-1	2-7-9	1	8	4	3	2	0	35
Wright	9-14	2-3	3-4	0-6-6	3	23	4	5	0	2	33
Dixon	7-16	4-8	2-2	3-6-9	0	20	0	5	2	1	40
Kilpatrick	3-7	1-1	2-2	3-0-3	0	9	2	2	0	0	33
Ellis	0-1	0-0	0-0	0-0-0	0	0	1	0	0	1	5
Guyn	0-0	0-0	0-0	0-0-0	3	0	2	2	0	0	5
Sanders	3-4	0-0	0-0	1-0-1	0	6	1	1	0	0	12
Gaines	0-1	0-0	0-0	0-2-2	0	0	0	0	0	2	8
TEAM				0-1-1							
Total	27-56	8-13	11-14	15-25-40	12	73	17	20	9	6	

Score by Periods	1st	2nd	Total
Jacksonville State	21	38	59
Cincinnati	44	29	73

FG%: JSU 37.1, UC 48.2; **3FG%:** JSU 21.4, UC 61.5; **FT%:** JSU 71.4, UC 78.6; **Officials:** Gene Steratore, Lamar Simpson, Paul Szelc
Attendance: 4,542

GAME 3

Presbyterian56
at No. 20/20 Cincinnati.....54
Nov. 19, 2011 • Cincinnati, Ohio
(Fifth Third Arena)

Khalid Mutakabbir's three-pointer with eight seconds remaining lifted Presbyterian to a 56-54 upset victory over No. 20/20 Cincinnati at Fifth Third Arena.

The Blue Hose rallied from a 15-point second-half deficit, outscoring the Bearcats 24-7 during the game's final 10:11, including a 9-0 run to end the contest.

Mutakabbir led all scorers with 25 points.

Cincinnati's Sean Kilpatrick score 18 of his team-high 19 points in the second half thanks in part to four three-pointers. Yancy Gates added 17 points and eight rebounds for UC.

Presbyterian jumped out to a 12-3 advantage before UC ended the half on 23-9 run. The Bearcats' lead grew to 47-32 on a Kilpatrick three-pointer at 10:11 before the Blue Hose staged the rally.

The loss snapped UC's 20-game regular-season nonconference home win streak.

Presbyterian (3-2)

Name	fg-a	3-a	ft-a	o-d-t	pf	tp	a	to	b	s	m
Coleman	3-13	0-1	6-8	4-7-11	4	12	0	5	1	1	35
Reynolds	3-4	0-0	1-1	1-1-2	3	7	0	0	0	1	32
Miller	1-5	0-2	0-0	0-1-1	0	2	2	1	0	0	22
Johnson	1-3	1-3	2-2	0-3-3	2	5	0	1	0	0	33
Mutakabbir	11-15	3-5	0-0	2-3-5	2	25	2	1	0	1	40
Clyburn	0-1	0-0	0-0	0-2-2	0	0	0	1	0	0	5
Hargrave	1-2	1-1	0-0	0-0-0	0	3	0	0	0	0	5
Truss	0-1	0-0	0-0	0-0-0	1	0	0	0	0	0	2
McTavish	0-0	0-0	0-0	0-0-0	0	0	0	1	0	0	7
Washington	1-2	0-0	0-0	0-3-3	1	2	6	1	0	0	19
TEAM				0-1-1							
Totals	21-46	5-12	9-11	8-20-28	13	56	10	11	1	3	

Cincinnati (2-1)

Name	fg-a	3-a	ft-a	o-d-t	pf	tp	a	to	b	s	m
Jackson	4-8	0-0	1-2	5-4-9	5	9	1	3	2	3	31
Gates	7-16	1-1	2-6	4-4-8	0	17	1	0	2	2	39
Wright	1-8	0-5	0-0	1-1-2	2	2	2	3	0	1	37
Dixon	3-12	1-6	0-0	6-4-10	2	7	2	2	0	0	35
Kilpatrick	7-15	4-6	1-2	1-2-3	1	19	1	0	1	0	37
Guyn	0-1	0-1	0-0	0-1-1	0	0	1	0	0	0	6
Sanders	0-0	0-0	0-0	0-0-0	0	0	0	0	0	0	5
Gaines	0-2	0-0	0-0	1-0-1	2	0	0	1	1	0	10
TEAM				1-2-3							
Totals	22-62	6-19	4-10	19-18-37	12	54	8	9	6	6	

Score by Periods	1st	2nd	Total
Presbyterian	19	37	56
Cincinnati	26	28	54

FG%: PC 45.7, UC 35.5; **3FG%:** PC 41.7, UC 31.6; **FT%:** PC 81.8, UC 40.0; **Officials:** Tim Clougherty, Jeff Anderson, Paul Faia
Attendance: 4,960

GAME 4

Northwestern State 43
at Cincinnati 71

Nov. 21, 2011 • Cincinnati, Ohio
(Fifth Third Arena)

Four Cincinnati players scored in double figures led by Yancy Gates, who registered his 15th career double-double with 18 points and 11 rebounds, as the Bearcats cruised past Northwestern State 71-43 at Fifth Third Arena.

Sean Kilpatrick scored 13 points and hit two three-pointers, Dion Dixon added 12 points and Ge'Lawn Guyn netted 10 points for his first career double-digit scoring game.

The Bearcats limited the Demons to 6-of-25 shooting in the first half to build a 31-16 lead at intermission. Dixon scored 11 of his 12 points in the first half while Justin Jackson grabbed seven rebounds before halftime.

A 13-0 run with seven minutes remaining in the game gave UC a 60-33 lead and sealed the victory.

UC shot 54.3 percent in the second half. The Bearcats outrebounded the Demons 44-26 for the game.

Northwestern State (2-3)

Name	fg-a	3-a	ft-a	o-d-t	pf	tp	a	to	b	s	m
Roberson	0-8	0-4	0-0	1-2-3	2	0	0	2	0	1	24
Mosley	2-4	0-0	0-2	1-2-3	4	4	0	2	2	2	24
Davis	4-9	1-2	4-4	0-0-0	1	13	2	1	0	2	31
Jacobs	3-8	1-1	0-2	3-2-5	1	7	1	3	0	3	30
Ellis	2-5	1-2	0-0	2-3-5	1	5	2	2	1	1	21
Washington	0-2	0-0	1-3	1-0-1	1	1	0	0	0	0	4
Robinson	0-2	0-1	0-0	0-0-0	4	0	1	0	0	0	15
Brisco	0-2	0-1	0-0	1-1-2	2	0	0	2	0	2	8
Hulbin	4-11	1-4	4-4	0-1-1	3	13	0	1	0	2	17
Evans	0-0	0-0	0-0	0-0-0	2	0	0	0	0	0	7
Frazier	0-3	0-1	0-0	0-1-1	0	0	0	0	0	0	7
Stewart	0-0	0-0	0-0	0-1-1	1	0	2	3	0	0	12
TEAM				2-2-4							
Totals	15-54	4-16	9-15	11-15-26	22	43	8	16	313		

Cincinnati (3-1)

Name	fg-a	3-a	ft-a	o-d-t	pf	tp	a	to	b	s	m
Jackson	1-5	0-1	1-4	1-6-7	1	3	1	1	3	1	25
Gates	9-14	0-0	0-0	4-7-11	2	18	1	0	1	0	30
Wright	4-5	1-2	0-0	1-2-3	1	9	2	5	0	1	27
Dixon	2-6	0-2	8-10	2-1-3	0	12	1	3	0	2	25
Kilpatrick	5-7	2-3	1-1	3-5-8	0	13	3	3	1	1	31
Davis III	0-1	0-1	0-0	0-2-2	2	0	1	1	0	1	6
Ellis	0-2	0-0	1-2	0-3-3	1	1	0	3	0	0	9
Eppenstein	0-0	0-0	0-0	0-0-0	0	0	0	0	0	0	1
Mbobj	0-1	0-0	2-4	0-1-1	2	2	0	1	1	0	11
Guyn	3-4	2-2	2-2	0-1-1	2	10	1	1	0	0	19
Sanders	1-1	0-0	1-3	0-1-1	0	3	0	1	0	0	12
Gaines	0-0	0-0	0-2	0-2-2	0	0	0	0	1	0	5
TEAM				1-1-2							
Total	25-46	5-11	16-28	12-32-44	11	71	10	19	7	6	

Score by Periods	1st	2nd	Total
Northwestern State	16	27	43
Cincinnati	31	40	71

FG%: NSU 27.8, UC 54.3; **3FG%:** NSU 25.0, UC 45.5; **FT%:** NSU 60.0, UC 57.1; **Officials:** Ed Hightower, Roger Ayers, Rob Riley
Attendance: 4,505

GAME 5

Marshall 73
at Cincinnati (OT) 69

Nov. 25, 2011 • Cincinnati, Ohio
(Fifth Third Arena)

Marshall scored the first five points in overtime on a DeAndre Kane three-pointer and a jumper by Robert Goff and the Thundering Herd never trailed in the extra period to pull off the 73-69 overtime win at Cincinnati.

The Bearcats rallied from a five-point deficit with 2:05 remaining in regulation and had two shots for the game winner inside the final seconds but came up short. UC trailed 71-69 and had possession of the ball with nine seconds remaining in overtime when Sean Kilpatrick tripped and lost the ball while driving to the basket.

Four Marshall players scored in double figures led by Damier Pitts, who had 19 points with four three-pointers. Dennis Tinnon recorded a double-double with 15 points and 14 rebounds.

Kilpatrick led UC with 19 points on 7-of-14 shooting with a trio of three-pointers. Yancy Gates had 17 points and seven rebounds. Dion Dixon netted 12 points.

Marshall outrebounded UC 43-30.

The Bearcats led 55-48 with 5:59 remaining in regulation when Marshall went on a 13-1 run to grab a 61-56 advantage with 2:05 left.

Marshall (5-0)

Name	fg-a	3-a	ft-a	o-d-t	pf	tp	a	to	b	s	m
Tinnon	6-10	0-0	3-3	6-8-14	2	15	0	2	0	1	40
Goff	4-5	0-0	3-4	3-3-6	3	11	2	2	0	0	32
Pena	1-4	1-2	1-1	1-0-1	1	4	0	0	0	0	19
Pitts	6-16	4-9	3-4	1-3-4	3	19	4	4	0	1	42
Kane	4-16	2-4	2-4	0-2-2	3	12	4	4	0	0	43
Hanner	1-3	0-0	0-0	2-3-5	0	2	0	0	1	0	6
Coleman	1-1	0-0	0-0	1-0-1	2	2	0	0	1	0	12
Johnson	3-6	0-1	1-1	1-2-3	1	7	0	2	0	0	21
Mbao	0-0	0-0	1-2	1-3-4	3	1	0	0	0	0	10
TEAM				1-2-3							
Totals	26-61	7-16	14-19	17-26-43	18	73	10	14	2	2	

Cincinnati (3-2)

Name	fg-a	3-a	ft-a	o-d-t	pf	tp	a	to	b	s	m
Jackson	4-5	0-0	0-0	3-3-6	3	8	1	3	1	2	33
Gates	8-16	0-1	1-2	1-6-7	2	17	0	2	1	0	39
Wright	2-10	0-1	3-4	1-1-2	3	7	10	0	1	4	37
Dixon	4-9	1-4	3-7	2-2-4	2	12	2	1	0	2	41
Kilpatrick	7-14	3-6	2-2	3-2-5	3	19	0	3	0	0	45
Mbobj	1-4	0-0	1-2	1-1-2	3	3	0	0	1	0	19
Guyn	1-1	1-1	0-1	0-0-0	1	3	0	0	0	1	6
Sanders	0-2	0-2	0-1	0-1-1	0	0	0	0	0	0	5
TEAM				0-3-3							
Total	27-61	5-15	10-19	11-19-30	17	69	13	9	4	9	

Score by Periods	1st	2nd	OT	Total
Marshall	30	31	12	73
Cincinnati	29	32	8	69

FG%: MU 42.6, UC 44.3; **3FG%:** MU 43.8, UC 33.3; **FT%:** MU 73.7, UC 52.6; **Officials:** John Cahill, Brian O'Connell, Tony Chiazza
Attendance: 7,021

GAME 6

Miami (Ohio) 47
at Cincinnati 56

Nov. 29, 2011 • Cincinnati, Ohio
(Fifth Third Arena)

Cheikh Mbobj led four Cincinnati players in double figures with 12 points and Yancy Gates registered his third double-double of the season with 10 points and 10 rebounds as the Bearcats posted a 56-47 home win over Miami (Ohio).

Senior guard Dion Dixon and sophomore guard Sean Kilpatrick added 10 points each for the Bearcats, who earned their 13th consecutive win against the RedHawks.

Julian Mavunga led Miami (Ohio) with 26 points on 11-of-16 shooting to go with 12 rebounds.

The Bearcats led the game from start to finish, scoring the first eight points of the game and building a 14-2 lead at 13:32 in the first half. However, UC begin to struggle from the field and did not record their next basket until 6:50 left in the half. The Bearcats shot 9-of-30 from the field in the first half and saw the RedHawks pull within 23-22 at intermission after a 9-2 run.

UC built a 10-point advantage in the second frame at 45-35 with 8:50 remaining, but the RedHawks responded with a 10-1 run to get within 46-45 at 4:52. Mbobj hit a pair of key baskets that allowed UC to seal the win. With the Bearcats leading 49-47, Mbobj hit a 15-footer at 2:37 and a three-pointer at 1:33 to expand the cushion to 54-47.

Marshall (5-0)

Name	fg-a	3-a	ft-a	o-d-t	pf	tp	a	to	b	s	m
Tinnon	6-10	0-0	3-3	6-8-14	2	15	0	2	0	1	40
Mavunga	11-16	1-2	3-8	3-9-12	3	26	1	5	0	0	39
Edwards	0-3	0-1	0-0	1-2-3	1	0	2	2	0	0	25
Harris	3-7	2-6	0-0	0-2-2	2	8	0	3	1	1	33
Rollins	2-5	0-0	0-0	1-5-6	3	4	5	2	0	2	37
Sullivan, W.	1-2	0-1	0-0	0-1-1	0	2	0	1	0	1	22
Sewell	1-5	1-3	0-0	0-2-2	1	3	1	0	0	0	26
Sullivan, B.	1-2	1-2	0-0	0-2-2	1	3	0	1	0	0	9
Thomas	0-0	0-0	1-2	0-0-0	0	1	0	0	0	0	2
McGhee	0-0	0-0	0-0	0-0-0	0	0	0	1	0	0	7
TEAM				1-2-3							
Total	9-40	5-15	4-10	6-25-31	11	47	9	16	1	4	

Cincinnati (4-2)

Name	fg-a	3-a	ft-a	o-d-t	pf	tp	a	to	b	s	m
Jackson	1-4	0-0	0-1	0-3-3	1	2	0	1	0	1	35
Gates	5-11	0-0	0-0	3-7-10	2	10	0	1	1	0	28
Wright	4-8	1-3	0-1	0-0-0	0	9	7	2	0	2	35
Dixon	3-8	2-5	2-3	1-1-2	2	10	1	2	0	1	28
Kilpatrick	4-11	2-6	0-0	3-0-3	1	10	1	4	1	1	34
Davis III	0-0	0-0	0-0	0-1-1	1	0	0	0	0	0	2
Mbobj	5-9	1-1	1-2	3-1-4	2	12	0	0	0	1	14
Guyn	1-4	0-1	0-1	1-1-2	1	2	0	0	0	1	18
Sanders	0-0	0-0	1-2	0-1-1	0	1	0	0	0	0	3
Gaines	0-0	0-0	0-0	0-1-1	0	0	0	0	0	0	3
TEAM				1-1-2							
Total	23-55	6-16	4-10	12-17-29	10	56	9	10	2	7	

Score by Periods	1st	2nd	Total
Miami (Ohio)	22	25	47
Cincinnati	23	33	56

FG%: MU 47.5, UC 41.8; **3FG%:** MU 33.3, UC 37.5; **FT%:** MU 40.0, UC 40.0; **Officials:** Mike Stuart, Mike Eades, Mike Roberts
Attendance: 6,457

GAME 7

Cincinnati.....57
at Georgia51

2011 BIG EAST-SEC CHALLENGE

Dec. 2, 2011 • Athens, Ga.
(Stegeman Coliseum)

Sean Kilpatrick and Dion Dixon combined for 31 of Cincinnati's 36 second-half points as the Bearcats overcame a 12-point first-half deficit to earn a 57-51 victory at Georgia in the 2011 BIG EAST-SEC Challenge.

Kilpatrick and Dixon hit four three-pointers apiece against the Bulldogs. Kilpatrick scored a game-high 22 points while Dixon added 19 points. Kentavious Caldwell-Pope led Georgia with 16 points.

Georgia erased a 7-0 deficit early in the game with runs of 12-0 and 10-0 to grab a 29-17 advantage with 1:43 remaining in the first half.

UC held the Bulldogs to 6-of-21 shooting from field (21.4 percent) in the second half while making 6-of-10 three-point tries. Dixon made a trio of three-pointers inside the final 5:43. The Bearcats made 5-of-6 free throws in the final minute to secure the win.

Cincinnati (5-2)

Name	fg-a	3-a	ft-a	o-d-t	pf	tp	a	to	b	s	m
Wright	2-6	1-2	0-0	1-6-7	1	5	5	4	0	2	33
Dixon	6-11	4-6	3-6	2-2-4	3	19	1	2	0	3	32
Mbodj	2-5	0-0	0-2	3-2-5	5	4	2	0	0	0	25
Kilpatrick	7-15	4-9	4-5	1-4-5	1	22	1	3	0	2	38
Gates	2-8	0-0	1-2	2-6-8	3	5	1	2	1	1	36
Ellis	0-0	0-0	0-0	0-0-0	0	0	0	0	0	0	1
Jackson	0-2	0-1	0-0	0-2-2	5	0	0	1	2	0	18
Guyn	0-1	0-1	0-0	0-1-1	3	0	0	0	0	0	12
Sanders	0-1	0-1	2-4	0-0-0	0	2	0	0	0	0	5
Gaines	0-0	0-0	0-0	0-0-0	0	0	0	0	0	0	1
TEAM				0-1-1							1
Total	19-49	9-20	10-19	10-23-33	21	57	10	13	3	8	

Georgia (4-4)

Name	fg-a	3-a	ft-a	o-d-t	pf	tp	a	to	b	s	m
Cadwell-Pope	6-14	1-6	3-5	4-3-7	3	16	1	1	0	4	29
Thornton	2-4	0-0	0-0	1-7-8	1	4	1	3	0	1	28
Ware	0-5	0-5	3-3	0-5-5	0	3	2	1	0	2	34
V. Williams	1-3	1-1	1-2	0-1-1	0	4	0	2	0	1	15
D. Williams	3-8	0-0	2-2	2-2-4	5	8	0	2	0	0	30
Robinson	4-10	1-2	3-4	0-4-4	1	12	3	3	0	1	25
Brantley	0-0	0-0	0-0	0-0-0	1	0	1	0	0	0	6
Florveus	0-0	0-0	0-0	0-0-0	1	0	0	0	0	0	11
Djurisic	1-3	0-0	2-4	0-3-3	1	4	0	1	0	0	22
TEAM				1-0-1							1
Total	17-47	3-14	14-20	8-25-33	13	51	8	14	0	9	

Score by Periods

	1st	2nd	Total
Cincinnati	21	36	57
Georgia	30	21	51

FG%: UC 38.8, UGA 36.2; 3FG%: UC 45.0, UGA 21.4; FT%: UC 52.6, UGA 70.0; **Officials:** Tony Greene, Mike Nance, Tim Clougherty
Attendance: 6,796

GAME 8

Cincinnati.....53
at No. 8/8 Xavier76

Dec. 10, 2011 • Cincinnati, Ohio
(Cintas Center)

Mark Lyons scored a game-high 19 points with a trio of three-pointers to lead four players in double figures as Xavier defeated Cincinnati 76-53.

Tu Holloway scored 17 points. Dezmine Wells had 14 and Kenny Frease added 13 points and 13 rebounds for the Musketeers.

Yancy Gates led the Bearcats with his 16th career double-double with 18 points and a season-high 12 rebounds. Dion Dixon had 14 points and Sean Kilpatrick posted 11 points.

Much of the first half was close with eight ties and six lead changes before Xavier went on a 12-0 run inside the final five minutes to grab a 34-25 halftime edge.

Xavier scored nine of the first 11 points to start the second half and never led by less than 10 points the rest of the game, building up to the final margin. UC shot a season-low 27.9 percent from the field for the game.

The contest ended with nine seconds left when a fight began. Three combined players were ejected and eight were later suspended.

Cincinnati (5-3)

Name	fg-a	3-a	ft-a	o-d-t	pf	tp	a	to	b	s	m
Jackson	0-0	0-0	0-0	0-2-2	3	0	0	1	0	0	12
Kilpatrick	3-12	1-8	4-6	1-0-1	3	11	1	1	0	1	34
Gates	7-15	0-0	4-6	4-8-12	0	18	0	3	0	1	36
Wright	1-8	0-3	2-2	1-4-5	5	4	2	2	0	0	30
Dixon	4-16	0-4	6-6	1-1-2	1	14	4	2	0	1	37
Mbodj	1-4	0-0	0-1	1-2-3	3	2	0	0	1	0	13
Guyn	0-4	0-1	0-0	0-1-1	1	0	1	0	0	0	12
Sanders	0-0	0-0	0-0	0-0-0	0	0	0	0	0	0	2
Gaines	0-0	0-0	0-0	0-1-1	0	0	0	0	1	1	9
Parker	1-2	0-0	2-2	2-1-3	3	4	0	1	0	1	15
TEAM				6-0-6							
Total	17-61	1-16	18-23	16-20-36	19	53	8	10	2	5	

Xavier (8-0)

Name	fg-a	3-a	ft-a	o-d-t	pf	tp	a	to	b	s	m
Wells	7-10	0-0	0-1	2-4-6	4	14	0	1	0	0	22
Walker	1-2	0-0	0-0	4-5-9	2	2	4	3	1	2	27
Frease	6-12	0-0	1-2	3-10-13	1	13	1	2	4	1	28
Lyons	6-11	3-5	4-4	0-1-1	4	19	4	3	1	0	32
Holloway	5-10	1-5	6-6	0-2-2	1	17	6	2	0	1	39
Davis	0-0	0-0	0-0	0-0-0	0	0	0	0	0	0	2
Taylor	0-3	0-0	1-2	1-1-2	4	1	0	1	1	0	13
Redford	2-5	0-3	0-1	0-0-0	1	4	1	0	0	0	12
Martin	2-2	1-1	0-0	1-1-2	2	5	0	0	0	2	14
Robinson	0-1	0-0	1-2	0-0-0	1	1	0	0	1	0	11
TEAM				0-5-5							
Total	29-56	5-14	13-18	11-29-40	20	76	16	12	8	6	

Score by Periods

	1st	2nd	Total
Cincinnati	25	28	53
Xavier	34	42	76

FG%: UC 27.9, XU 51.8; 3FG%: UC 6.3, XU 35.7; FT%: UC 78.3, XU 72.2; **Officials:** Michael Roberts, Jeff Anderson, Tony Crisp
Attendance: 10,250

Technical fouls: Cincinnati-Guyn. Xavier-Holloway; TEAM.

Ejected at 9.1 seconds left in game: Cincinnati-Mbodj, Gates. Xavier-Wells.

GAME 9

Cincinnati.....78
at Wright State58

Dec. 14, 2011 • Dayton, Ohio
(Nutter Center)

Sean Kilpatrick scored a game-high 20 points on 7-of-15 shooting from the field, including 6-of-12 from three-point range and four other Bearcats reach double figures as UC earned a 78-58 road win at Wright State.

UC connected on a season-high 14 three-pointers, including a career-high six treys from Kilpatrick.

Jaquon Parker netted 14 points and grabbed six rebounds in his first start of the season. Cashmere Wright had 12 points and eight assists. Justin Jackson added 11 points and a game-high eight rebounds. Dion Dixon had 10 points and two steals.

The Bearcats got off to a fast start, scoring 17 of the game's first 19 points. UC shot 57.1 percent from the field (16-of-28) in the first half with nine three-pointers. Kilpatrick scored 17 of his 20 points in the first 20 minutes.

UC outscored Wright State 23-2 in second-chance points and outrebounded the Raiders 31-22 for the game.

The Bearcats played without the services of four players (Yancy Gates, Cheikh Mbodj, Octavius Ellis and Ge'Lawn Guyn), who were suspended following the incident with 9.4 seconds remaining at Xavier on Dec. 10.

Cincinnati (6-3)

Name	fg-a	3-a	ft-a	o-d-t	pf	tp	a	to	b	s	m
Jackson	4-5	0-0	3-6	4-4-8	5	11	1	2	3	0	20
Kilpatrick	7-15	6-12	0-0	1-3-4	2	20	2	1	0	2	37
Wright	5-10	2-7	0-2	0-4-4	2	12	8	3	0	0	37
Dixon	3-7	1-5	3-7	0-1-1	0	10	1	3	0	2	36
Parker	5-8	2-3	2-3	4-2-6	3	14	1	3	0	0	23
Davis	0-2	0-2	0-0	0-0-0	2	0	0	0	0	0	11
Eppensteiner	0-0	0-0	0-0	0-0-0	0	0	0	0	0	0	1
Sanders	3-3	3-3	0-0	1-3-4	0	9	1	0	0	1	18
Gaines	1-1	0-0	0-0	0-2-2	5	2	1	0	2	0	17
TEAM				2-0-2							
Total	28-51	14-32	8-18	12-19-31	19	78	15	12	5	5	

Wright State (4-7)

Name	fg-a	3-a	ft-a	o-d-t	pf	tp	a	to	b	s	m
Battle	1-3	1-3	4-6	0-2-2	2	7	2	0	0	1	24
Pacher	5-9	0-1	1-2	2-4-6	2	11	0	0	0	0	21
Arceneaux	3-9	1-3	0-0	1-1-2	1	7	1	4	0	0	23
Hall	2-2	0-0	6-6	0-1-1	1	10	0	0	0	4	19
Mays	2-5	1-2	0-0	1-3-4	2	5	2	3	0	0	26
Mpondo	0-0	0-0	0-0	0-2-2	2	0	0	1	0	0	7
Balwigaire	4-6	2-2	1-2	0-1-1	2	11	1	1	0	2	29
Cuffee	0-0	0-0	0-0	0-0-0	0	0	1	0	0	0	6
Griffin	0-1	0-0	0-0	0-0-0	0	0	0	1	0	0	13
Darling	1-4	0-1	0-0	0-0-0	4	2	1	1	0	0	14
Sledge	2-3	0-0	1-1	0-1-1	2	5	0	2	0	0	18
TEAM				1-2-3							
Total	20-42	5-12	13-17	5-17-22	18	58	8	13	0	7	

Score by Periods

	1st	2nd	Total
Cincinnati	43	35	78
Wright State	22	36	58

FG%: UC 54.9, WSU 47.6; 3FG%: UC 43.8, WSU 41.7; FT%: UC 44.4, WSU 76.5; **Officials:** James Breeding, Joseph DeRosa and Bert Smith
Attendance: 5,977

GAME 10

Radford..... 70
at Cincinnati..... 101

Dec. 17, 2011 • Cincinnati, Ohio
(Fifth Third Arena)

Cashmere Wright scored a career-high 25 points to lead four Bearcats in double figures as Cincinnati scored its most points during the Mick Cronin era in a 101-70 home win against Radford.

Wright made 10-of-16 attempts from the field, including a season-high four three-pointers to go with six assists, no turnovers, two steals and five rebounds. Sean Kilpatrick added 16 points on 7-of-11 shooting. Dion Dixon supplied 15 points and Jermaine Sanders had 12 points.

Jareal Smith led Radford with 22 points.

The Bearcats started the game with 12 consecutive points and never looked back, leading by 27 points at 34-7 at 9:45 in the first half and 55-23 at intermission. The margin grew to as much as 43 points at 71-28 with 14:54 left in the game.

UC shot a season-high 60.3 percent from the field (38-of-63) and made 47.6 percent of its three-point tries (10-of-21). The Bearcats outscored the Highlanders 30-7 on points off turnovers and 28-5 on fastbreak points.

Radford (3-9)

Name	fg-a	3-a	ft-a	o-d-t	pf	tp	a	to	b	s	m
Green	1-5	0-0	0-0	4-3-7	4	2	0	1	1	0	24
Edwards	7-15	0-0	2-6	2-2-4	4	16	1	2	1	1	29
Noreen	2-7	1-4	0-0	1-4-5	3	5	2	1	0	1	29
Smith	7-12	3-4	5-7	2-1-3	0	22	1	3	0	0	26
Price	3-11	1-3	4-8	1-5-6	1	11	2	2	0	1	26
Mitchell	1-1	0-0	0-0	1-0-1	0	2	2	0	0	0	7
Dickerson	1-2	0-1	0-0	0-1-1	0	2	1	0	0	0	4
Smith	2-5	1-4	0-0	1-1-2	0	5	1	5	0	3	27
Darden	1-7	1-4	0-0	2-0-2	2	3	2	1	0	0	15
Carethers	0-0	0-0	0-0	0-0-0	0	0	0	0	0	0	2
Winegarner	0-1	0-0	0-0	1-0-1	0	0	0	0	0	0	3
Cerrah	1-1	0-0	0-0	2-1-3	3	2	0	1	0	0	8
TEAM				3-0-3							1
Total	26-67	7-20	11-21	20-18-38	17	70	12	17	2	6	

Cincinnati (7-3)

Name	fg-a	3-a	ft-a	o-d-t	pf	tp	a	to	b	s	m
Jackson	2-3	0-0	2-4	0-2-2	2	6	0	0	4	0	21
Wright	10-16	4-9	1-2	0-5-5	1	25	6	0	0	2	27
Dixon	5-7	1-2	4-6	1-2-3	0	15	3	3	1	1	23
Kilpatrick	7-11	2-5	0-0	1-4-5	1	16	4	2	1	3	26
Parker	4-7	1-1	0-0	3-6-9	1	9	3	1	0	0	26
Davis III	3-8	0-1	2-2	1-0-1	2	8	2	2	0	2	18
Eppenstein	0-0	0-0	0-0	0-0-0	2	0	1	0	0	0	4
Guyn	3-6	0-1	1-1	0-0-0	2	7	0	2	0	1	16
Sanders	3-4	2-2	4-4	2-1-3	2	12	1	1	0	0	22
Gaines	1-1	0-0	1-1	0-4-4	4	3	0	0	2	0	17
TEAM				1-1-2							
Totals	38-63	10-21	15-20	9-25-34	17	101	20	11	8	9	

Score by Periods	1st	2nd	Total
Radford	23	47	70
Cincinnati	55	46	101

FG%: RU 38.8, UC 60.3; 3FG%: RU 35.0, UC 47.6; FT%: RU 52.4, UC 75.0; Officials: Tim Higgins, Clarence Armstrong, Alfred Smith
Attendance: 5,771

GAME 11

Arkansas-Pine Bluff 53
at Cincinnati..... 101

Dec. 21, 2011 • Cincinnati, Ohio
(Fifth Third Arena)

Cashmere Wright led five players in double figures with 20 points behind a career-high six three-pointers as the Bearcats topped 100 points for the second consecutive game in posting a 101-53 win over visiting Arkansas-Pine Bluff.

JaQuon Parker scored a career-high 17 points. Dion Dixon posted 16 points with six rebounds, five assists and four steals. Jeremiah Davis scored a career-best 13 points on 5-of-7 shooting. Sean Kilpatrick added 12 points with a career-high six steals.

The Bearcats knocked down 15 three-pointers, the second most during the Mick Cronin era and swiped a season-high 16 steals.

Daniel Broughton and Mitchell Anderson led the Golden Lions with 12 points each.

The Bearcats' 48-point win marked the largest margin of victory under Cronin. The victory was the 300th all-time at Fifth Third Arena.

Wright scored 17 of his 20 in the first half as the Bearcats used an 8-0 run mid-way through the first half to build a 25-15 lead at 10:00. UC scored the last seven points of the first half and the first five points of the second half to mount a 55-29 advantage at 18:39.

Arkansas-Pine Bluff (1-9)

Name	fg-a	3-a	ft-a	o-d-t	pf	tp	a	to	b	s	m
Harris	0-1	0-0	0-0	0-3-3	2	0	1	0	1	0	11
Broughton	5-10	2-3	0-1	1-3-4	5	12	0	5	0	0	23
Jackson	0-2	0-2	0-0	0-0-0	0	0	0	1	0	0	8
Johnson	2-6	0-2	1-2	0-4-4	3	5	7	6	0	1	33
Townsend	4-11	2-6	0-0	1-1-2	3	10	2	5	0	1	34
Floyd	0-2	0-0	1-2	1-1-2	0	1	0	1	0	0	14
Nelson	0-1	0-1	1-2	0-0-0	0	1	0	0	0	0	3
Anderson	5-10	0-2	2-3	3-0-3	3	12	1	4	2	1	28
Smith	1-1	1-1	0-0	0-2-2	0	3	0	3	0	0	19
Jones	0-0	0-0	0-0	0-0-0	0	0	0	1	0	0	3
Allen	2-6	0-0	4-4	5-2-7	4	8	0	1	1	0	13
Weathers	0-0	0-0	1-2	0-1-1	0	1	0	1	0	0	7
Bailey	0-0	0-0	0-0	0-0-0	1	0	0	0	0	0	4
TEAM				3-1-4							1
Total	19-50	5-17	10-16	14-18-32	21	53	11	29	4	3	

Cincinnati (8-3)

Name	fg-a	3-a	ft-a	o-d-t	pf	tp	a	to	b	s	m
Jackson	2-3	0-0	0-1	4-4-8	3	4	1	2	0	2	15
Wright	6-12	6-10	2-2	0-3-3	1	20	5	0	0	1	26
Dixon	5-11	0-3	6-11	4-2-6	1	16	5	2	0	4	29
Kilpatrick	3-11	2-6	4-6	2-2-4	1	12	3	3	0	6	30
Parker	5-7	3-3	4-5	1-0-1	2	17	0	1	0	0	18
Davis III	5-7	3-4	0-0	1-2-3	0	13	1	1	0	1	15
Eppenstein	1-1	0-0	0-0	0-1-1	2	2	1	1	0	0	4
Guyn	3-6	1-1	1-1	1-0-1	2	8	1	0	0	2	17
Sanders	1-4	0-1	0-0	2-5-7	0	2	1	0	0	0	25
Gaines	3-5	0-0	1-3	3-3-6	3	7	1	3	3	0	21
TEAM				1-0-1							
Total	34-67	15-28	18-29	19-22-41	15	101	19	13	3	16	

Score by Periods	1st	2nd	Total
Arkansas-Pine Bluff	29	24	53
Cincinnati	50	51	101

FG%: UAPB 38.0, UC 50.7; 3FG%: UAPB 29.4, UC 53.6; FT%: UAPB 62.5, UC 62.1; Officials: Jim Burr, Evon Burroughs and Wally Rutecki
Attendance: 4,874

GAME 12

Chicago State 60
at Cincinnati..... 95

Dec. 23, 2011 • Cincinnati, Ohio
(Fifth Third Arena)

Sean Kilpatrick scored a game-high 21 points, six players reached double figures in scoring and the Bearcats made a season-high 16 three-pointers in posting a 95-60 home win over Chicago State.

The Bearcats just missed scoring 100 points in three consecutive games for the first time in school history.

Kilpatrick and Cashmere Wright each made four three-pointers. Wright netted 14 points while Dion Dixon, Jeremiah Davis, Justin Jackson and Ge'Lawn Guyn each scored 11 points. Kelvin Gaines made his first collegiate start and recorded seven blocks, seven rebounds and three steals.

Jeremy Robinson led Chicago State with 18 points.

The Bearcats stretched their seven-point lead to 41-20 at 6:22 in the first half thanks to a 14-0 run. Wright hit three of his four three-pointers in the first half.

UC built as much as a 38-point advantage at 84-46 with 6:13 left in the game on a Davis three-pointer.

The Bearcats scored 28 points off 18 Cougar turnovers. UC outscored Chicago State 39-13 in bench points. The Bearcats tied a season-high with 10 blocks.

Chicago State (0-13)

Name	fg-a	3-a	ft-a	o-d-t	pf	tp	a	to	b	s	m
Nelson	4-7	0-2	2-2	1-3-4	2	10	0	1	1	0	28
Fisher	4-13	1-3	0-0	2-5-7	0	9	5	2	0	1	36
Robinson	8-17	0-2	2-2	2-4-6	0	18	0	2	1	0	39
Samuels	3-8	2-0	0-0	1-1-2	0	8	0	3	0	0	15
Rosenberg	1-7	0-0	0-0	3-1-4	2	2	2	7	0	0	30
Simmons	1-3	1-2	0-0	0-2-2	1	3	3	1	0	1	16
Anderson	2-5	2-5	0-0	0-2-2	3	6	1	1	0	1	20
Williams	1-6	0-2	2-2	3-2-5	2	4	2	1	1	1	16
TEAM				5-1-6							
Total	24-66	6-18	6-6	17-21-38	10	60	13	18	3	4	

Cincinnati (9-3)

Name	fg-a	3-a	ft-a	o-d-t	pf	tp	a	to	b	s	m
Gaines	1-3	0-0	0-0	3-4-7	2	2	0	0	7	3	22
Wright	5-7	4-5	0-0	0-3-3	1	14	7	1	0	1	23
Dixon	5-14	1-6	0-0	0-1-1	1	11	1	1	0	1	28
Kilpatrick	7-14	4-9	3-4	1-2-3	0	21	1	0	1	2	28
Parker	4-6	0-1	0-0	1-6-7	1	8	4	1	0	0	23
Davis	4-8	3-5	0-0	1-2-3	0	11	1	2	0	1	19
Jackson	4-4	0-0	3-3	1-2-3	1	11	2	3	2	0	18
Eppenstein	1-3	1-2	0-0	0-0-0	0	3	0	0	0	0	3
Guyn	4-6	2-4	1-2	2-2-4	1	11	7	1	0	1	19
Sanders	1-4	1-3	0-0	1-1-2	1	3	0	0	0	0	17
TEAM				3-1-4							
Total	36-69	16-35	7-9	13-24-37	8	95	23	9	10	9	

Score by Periods	1st	2nd	Total
Chicago State	24	36	60
Cincinnati	48	47	95

FG%: CS 36.4, UC 52.2; 3FG%: CS 33.3, UC 45.7; FT%: CS 100.0, UC 77.8; Officials: Ed Corbett, Paul Faia, Sean Corbin
Attendance: 5,321

GAME 13

Oklahoma55
vs. Cincinnati.....56
Dec. 29, 2011 • Cincinnati, Ohio
(US Bank Arena)

Cashmere Wright's layup with 8.8 seconds to go capped off Cincinnati's 56-55 comeback win over Oklahoma at US Bank Arena in downtown Cincinnati.

The Bearcats overcame a 12-point deficit at 49-37 with 6:31 left, making 11 of 12 free-throw attempts down the stretch. JaQuon Parker scored eight of his 11 points inside the final seven minutes of the game.

Wright gave UC a 54-53 lead on a conventional three-point play with a layup and free throw with 39 seconds left. Oklahoma's Romero Osby made a layup with 20 seconds to go to help the Sooners regain a 55-54 advantage and set the stage for Wright's heroics.

Dion Dixon led UC with 18 points. Sean Kilpatrick posted his first career double-double with 17 points and 10 rebounds. He also made a game-high four three-pointers. Parker finished with 11 points and nine rebounds.

The Bearcats played with five guards during the final 9:10 of the game after Justin Jackson fouled out.

Andrew Fitzgerald led Oklahoma with 18 points. Osby had 12 points and 12 rebounds.

The Bearcats tied a season-low shooting 27.9 percent (17-of-61) from the field.

Oklahoma (9-2)

Name	fg-a	3-a	ft-a	o-d-t	pf	tp	a	to	b	s	m
Fitzgerald	7-13	0-0	4-7	5-4-9	2	18	1	1	2	1	29
Osby	6-10	0-0	0-0	2-10-12	1	12	0	1	0	0	38
Grooms	3-10	0-2	0-1	1-4-5	2	6	9	5	0	1	32
Pledger	4-12	3-8	0-0	3-3-6	3	11	1	6	0	0	38
Clark	0-7	0-0	0-0	0-2-2	2	0	3	1	0	0	21
Washington	0-0	0-0	0-0	0-2-2	0	0	0	0	0	0	6
Blair	0-0	0-0	0-0	0-1-1	2	0	1	2	0	2	13
Neal	3-8	2-6	0-1	1-4-5	5	8	0	1	0	0	21
Honore	0-0	0-0	0-0	0-1-1	0	0	0	0	0	0	2
TEAM				2-1-3							
Total	23-60	5-16	4-9	14-32-46	17	55	15	17	2	4	

Cincinnati (10-3)

Name	fg-a	3-a	ft-a	o-d-t	pf	tp	a	to	b	s	m
Jackson	1-3	0-0	0-0	1-1-2	5	2	0	1	0	0	13
Wright	3-14	0-4	2-3	0-2-2	2	8	5	1	0	2	34
Dixon	5-13	2-8	6-7	3-2-5	0	18	2	2	0	1	35
Kilpatrick	6-16	4-11	1-2	2-8-10	1	17	1	2	2	2	39
Parker	2-8	1-3	6-6	4-5-9	0	11	2	0	0	1	34
Davis	0-0	0-0	0-0	0-1-1	0	0	0	0	0	1	3
Guyn	0-1	0-0	0-0	0-0-0	1	0	0	0	0	0	9
Sanders	0-5	0-4	0-2	2-1-3	2	0	1	1	0	0	19
Gaines	0-1	0-0	0-0	1-2-3	4	0	0	0	1	1	14
TEAM				0-2-2							1
Total	17-61	7-30	15-20	13-24-37	15	56	11	8	3	8	

Score by Periods	1st	2nd	Total
Oklahoma	24	31	55
Cincinnati	19	37	56

FG%: OU 38.3, UC 27.9; **3FG%:** OU 31.3, UC 23.3; **FT%:** OU 44.4, UC 75.0; **Officials:** Doug Simmons, Mike Stuart, Les Jones; **Attendance:** 4,439

GAME 14

Cincinnati.....66
at No. 22/22 Pittsburgh63
Jan. 1, 2012 • Pittsburgh, Pa.
(Petersen Events Center)

JaQuon Parker scored 16 of his career-high 21 points in the first half and Sean Kilpatrick scored 14 of his 19 in the second half as Cincinnati upset No. 22/22 Pittsburgh, 66-63, at Petersen Events Center.

The victory was UC's first at the venue since joining the BIG EAST and the first in Pittsburgh since 1979.

Nasir Robinson led Pitt with 19 points and 10 rebounds.

The Bearcats trailed 13-5 midway through the first half but behind Parker's four three-pointers and 16 points UC pulled even at 31-31 at intermission.

The second half featured seven lead changes until Cashmere Wright hit a three-pointer to give UC a 53-50 lead at 10:21 remaining. The Bearcats did not relinquish the lead afterward. Kilpatrick hit two three-pointers and Dion Dixon added seven points, including a three-pointer at 3:04 to give the Bearcats their biggest lead of the game at 66-59.

UC recorded 20 points off 17 Pitt turnovers but were out-rebounded 44-30 by the Panthers.

Wright added a game-high seven assists and four steals with only one turnover.

Cincinnati (11-3, 1-0 BIG EAST)

Name	fg-a	3-a	ft-a	o-d-t	pf	tp	a	to	b	s	m
Jackson	3-9	0-1	0-0	3-4-7	4	6	1	3	3	2	32
Wright	3-10	1-5	0-0	1-0-1	1	7	7	1	0	4	33
Dixon	6-14	1-3	0-0	3-2-5	2	13	0	2	1	1	34
Kilpatrick	7-18	5-11	0-1	2-4-6	1	19	3	1	0	2	35
Parker	7-11	4-6	3-5	4-3-7	2	21	3	1	0	1	37
Davis	0-1	0-0	0-0	0-0-0	2	0	0	0	0	1	8
Guyn	0-1	0-1	0-0	0-1-1	3	0	0	0	0	0	10
Sanders	0-0	0-0	0-0	0-0-0	0	0	0	0	1	0	6
Gaines	0-1	0-0	0-0	1-0-1	0	0	0	0	0	0	5
TEAM				1-1-2							
Total	26-65	11-27	3-6	15-15-30	15	66	14	8	5	11	

Pittsburgh (11-4, 0-2 BIG EAST)

Name	fg-a	3-a	ft-a	o-d-t	pf	tp	a	to	b	s	m
Taylor	0-4	0-1	2-2	5-6-11	1	2	0	3	2	0	29
Patterson	4-10	3-6	2-2	3-1-4	3	13	3	1	0	1	32
Robinson	8-12	0-0	3-4	5-5-10	2	19	3	3	1	0	37
Wright	1-4	0-1	1-2	1-1-2	0	3	1	2	1	0	18
Gibbs	7-15	2-7	2-2	0-2-2	1	18	2	2	0	0	37
Epps	0-1	0-1	0-0	0-0-0	0	0	0	0	0	0	2
Johnson, J.	1-5	0-2	2-3	0-2-2	5	4	5	3	0	0	22
Zanna	1-2	0-0	0-0	2-2-4	1	2	0	1	0	0	9
Moore	1-3	0-1	0-0	1-3-4	0	2	0	2	1	0	14
TEAM				1-4-5							
Total	23-56	5-19	12-15	18-26-44	13	63	14	17	5	1	

Score by Periods	1st	2nd	Total
Cincinnati	31	35	66
Pittsburgh	31	32	63

FG%: UC 40.0, PITT 41.1; **3FG%:** UC 40.7, PITT 26.3; **FT%:** UC 50.0, PITT 50.0; **Officials:** John Cahill, Roger Ayers, Lamar Simpson; **Attendance:** 12,508

GAME 15

Notre Dame.....55
at Cincinnati.....71
Jan. 4, 2012 • Cincinnati, Ohio
(Fifth Third Arena)

Dion Dixon scored a game-high 18 points while JaQuon Parker totaled 11 points with a game-high three three-pointers and Jeremiah Davis added 10 points as Cincinnati extended its win streak to seven games in a 71-55 BIG EAST home opener against Notre Dame.

The Bearcats held the Fighting Irish to 33.3 percent field goal shooting and 17.9 shooting from three-point range.

UC sprinted out to a 13-4 advantage early, forcing four quick turnovers and frustrating Notre Dame. The Bearcats took a 31-21 lead to intermission. Parker hit a trio of three-pointers in the first two and a half minutes of the second half to build a 43-26 edge for UC.

Notre Dame trimmed the lead to eight points inside the final five minutes of the game but the Bearcats made all eight their free-throw attempts in the final three minutes to seal the victory.

The game marked the return of Yancy Gates and Cheikh Mbodj who sat the previous six games serving suspensions for the incident near the end of the Xavier game on Dec. 10.

Notre Dame (9-6, 1-1 BIG EAST)

Name	fg-a	3-a	ft-a	o-d-t	pf	tp	a	to	b	s	m
Cooley	7-12	0-0	1-3	8-3-11	0	15	0	2	3	1	29
Atkins	3-10	2-5	0-0	0-3-3	1	8	2	2	0	2	40
Dragicevich	2-11	0-6	2-2	0-2-2	2	6	1	0	0	0	22
Martin	0-6	0-3	0-0	3-5-8	2	0	2	3	1	0	29
Grant	5-12	2-8	5-5	0-2-2	3	17	4	3	0	1	37
Crowley	0-0	0-0	0-0	0-0-0	0	0	0	0	0	0	0+
Connaughton	2-6	1-5	0-0	1-3-4	3	5	0	1	0	0	15
Knight	2-4	0-0	0-1	1-2-3	1	4	0	2	0	0	12
Brooks	0-2	0-1	0-0	1-3-4	2	0	2	0	0	0	16
TEAM				0-1-1							
Total	21-63	5-28	8-11	14-24-38	14	55	11	13	4	4	

Cincinnati (12-3, 2-0 BIG EAST)

Name	fg-a	3-a	ft-a	o-d-t	pf	tp	a	to	b	s	m
Jackson	1-4	0-2	3-4	2-5-7	2	5	0	1	0	0	23
Wright	4-9	0-2	1-3	0-2-2	3	9	5	1	0	5	27
Dixon	5-13	1-7	7-7	1-2-3	1	18	3	1	0	2	35
Kilpatrick	4-10	1-6	0-0	1-5-6	2	9	3	1	0	1	30
Parker	3-8	3-5	2-2	0-5-5	2	11	1	1	0	1	31
Davis	4-6	2-3	0-2	0-0-0	0	10	0	0	0	0	15
Mbodj	0-0	0-0	0-0	0-2-2	1	0	0	0	1	0	7
Guyn	1-3	1-2	0-0	0-1-1	0	3	0	0	0	2	9
Sanders	0-0	0-0	0-0	0-0-0	0	0	0	0	0	0	2
Gates	3-4	0-0	0-0	3-5-8	4	6	1	2	3	0	21
TEAM				2-2-4							2
Total	25-57	8-27	13-18	9-29-38	15	71	13	9	4	11	

Score by Periods	1st	2nd	Total
Notre Dame	21	34	55
Cincinnati	31	40	71

FG%: ND 33.3, UC 43.9; **3FG%:** ND 17.9, UC 29.6; **FT%:** ND 72.7, UC 72.2; **Officials:** Ed Corbett, Michael Stephens, Brent Hampton; **Attendance:** 10,142

GAME 16

St. John's 57
at Cincinnati 55

Jan. 7, 2012 • Cincinnati, Ohio
(Fifth Third Arena)

Moe Harkless' putback at the buzzer gave St. John's a 57-55 victory Saturday, ending the Bearcats' seven-game winning streak and giving the Red Storm its first road win of the season.

St. John's opened the second half with a 21-3 run and led by 15 points midway through the half. Cincinnati finally hit some three-pointers - the Bearcats were 7 of 32 from behind the arc - to take it down to the last play.

Cincinnati's Jeremiah Davis made a three from the corner that tied it at 55 with 8.9 seconds left. St. John's called a timeout with 3.5 seconds to go after getting the ball across midcourt.

D'Angelo Harrison drove the baseline after the inbound pass and put up a floater that rolled off the rim. Harkless came in from the left side for the putback, which was upheld on review.

Harrison led the Red Storm with 18 points, 13 of them in the second half. Harkless had 14 points and 14 rebounds in St. John's first victory in six games away from home.

Sean Kilpatrick had 21 points for Cincinnati, which shot only 26 percent from the field (10 of 76) and had starting guards Dion Dixon, Cashmere Wright and JaQuon Parker go a combined 3 of 26.

St. John's (8-7, 2-2 BIG EAST)

Name	fg-a	3-a	ft-a	o-d-t	pf	tp	a	b	s	m
Achiuwa	3-5	0-0	3-4	1-4-5	2	9	0	2	1	0 31
Greene	2-5	0-1	0-0	1-2-3	1	4	4	5	0	0 31
Harkless	6-15	1-3	1-1	3-11-14	2	14	0	4	3	0 40
Harrison	5-15	3-8	5-7	1-6-7	3	18	2	3	1	0 39
Pointer	1-2	0-1	0-1	0-7-7	4	2	2	1	1	1 26
Garrett	3-4	1-1	1-2	0-2-2	2	8	0	3	0	1 18
Stith	1-3	0-1	0-0	1-0-1	1	2	2	1	0	1 14
TEAM				2-2-4						
Total	21-49	5-15	10-15	9-34-43	15	57	10	19	6	3

Cincinnati (12-4, 2-1 BIG EAST)

Name	fg-a	3-a	ft-a	o-d-t	pf	tp	a	b	s	m
Jackson	2-3	0-0	0-0	1-0-1	4	4	2	1	1	1 21
Wright	3-11	2-6	0-0	3-1-4	2	8	0	2	0	0 26
Dixon	0-8	0-5	0-0	2-2-4	0	0	4	0	0	4 27
Kilpatrick	7-21	4-15	3-3	2-4-6	0	21	1	0	0	1 34
Parker	0-7	0-1	0-0	3-3-6	1	0	1	0	0	2 21
Davis	1-6	1-3	0-0	0-1-1	0	3	1	1	0	0 8
Mbodj	1-5	0-0	2-4	5-2-7	4	4	0	0	2	0 16
Guyn	2-5	0-2	0-0	0-2-2	2	4	0	0	0	2 17
Sanders	0-1	0-0	1-2	1-1-2	1	1	1	1	0	0 11
Gates	4-9	0-0	2-3	3-4-7	3	10	0	0	0	0 19
TEAM				2-0-2						1
Total	20-76	7-32	8-12	22-20-42	17	55	10	6	3	10

Score by Periods	1st	2nd	Total
St. John's	22	35	57
Cincinnati	25	30	55

FG%: STJ 42.9, UC 33.3; **3FG%:** STJ 33.3, UC 21.9; **FT%:** STJ 66.7, UC 66.7; **Officials:** Jim Burr, Mike Roberts, Wally Rutecki;
Attendance: 8,820

GAME 17

Cincinnati 68
at No. 11/11 Georgetown 64

Jan. 9, 2012 • Washington, D.C.
(Verizon Center)

Sean Kilpatrick scored a career-high 27 points and had four steals, and Cincinnati went 6 for 6 from the free throw line in the final 70 seconds to give the Bearcats a 68-64 win at No. 11 Georgetown. It marked the Hoyas first loss in 10 home games this season.

Dixon added a season-high 22 points - including four free throws in the final seven seconds - and had two of his four steals in the closing minutes for the Bearcats, who forced Georgetown into 17 turnovers, matching the Hoyas' season-high.

The Bearcats trailed by six points with less than six minutes left before Kilpatrick nailed a three-pointer from the top of the key that made the score 62-59 and sparked UC's 15-5 run to close out the game.

The Bearcats combated Georgetown's 59 percent shooting from the field by converting 17 Hoyas turnovers in 20 points and outscoring Georgetown by 12 points from the free-throw line, making 18 of 22 attempts.

Hollis Thompson and Jason Clark scored 14 points apiece and combined to go 11 for 13 from the field for the Hoyas.

UC limited Georgetown to one field goal in the final 6:30 of the game, an uncontested layup with three seconds left.

Cincinnati (13-4, 3-1 BIG EAST)

Name	fg-a	3-a	ft-a	o-d-t	pf	tp	a	b	s	m
Wright	0-6	0-1	2-2	0-3-3	4	2	4	3	0	1 26
Dixon	8-15	1-5	5-6	1-1-2	1	22	2	2	0	4 39
Kilpatrick	10-16	3-5	4-5	1-1-2	3	27	0	1	0	4 37
Gates	2-6	0-0	4-5	3-4-7	2	8	0	1	0	2 32
Parker	0-1	0-1	0-0	1-1-2	0	0	0	0	0	1 11
Davis	0-0	0-0	0-0	0-1-1	0	0	0	0	0	0 12
Jackson	2-3	0-1	3-4	0-0-0	4	7	0	1	0	1 26
Mbodj	1-3	0-0	0-0	1-1-2	1	2	0	1	0	0 12
Guyn	0-0	0-0	0-0	0-0-0	0	0	0	0	0	0 1
Sanders	0-0	0-0	0-0	0-1-1	0	0	1	0	0	0 5
TEAM				3-0-3						
Total	23-50	4-13	18-22	10-13-23	15	68	7	9	0	13

Georgetown (13-3, 3-2 BIG EAST)

Name	fg-a	3-a	ft-a	o-d-t	pf	tp	a	b	s	m
Thompson	5-6	4-4	0-0	1-4-5	3	14	2	2	0	2 36
Starks	4-8	2-4	0-0	0-3-3	1	10	1	1	0	1 31
Sims	4-9	0-0	2-4	1-2-3	1	10	2	5	1	1 29
Clark	6-7	0-1	2-3	0-2-2	2	14	2	4	2	1 35
Lubick	4-5	0-0	0-0	3-5-8	2	8	3	3	1	0 23
Whittington	1-1	0-0	0-0	1-1-2	2	2	1	1	0	0 21
Hopkins	0-1	0-0	0-0	0-0-0	1	0	0	0	0	0 6
Porter	2-7	0-1	2-3	0-1-1	3	6	2	1	0	0 16
Trawick	0-0	0-0	0-0	0-0-0	1	0	1	0	0	0 3
TEAM				1-1-2						
Total	26-44	6-10	6-10	7-19-26	16	64	14	17	4	5

Score by Periods	1st	2nd	Total
Cincinnati	32	36	68
Georgetown	34	30	64

FG%: UC 46.0, GTOWN 59.1; **3FG%:** UC 30.8, GTOWN 60.0; **FT%:** UC 81.8, GTOWN 60.0; **Officials:** Karl Hess, Tony Greene, Jeff Clark;
Attendance: 7,877

GAME 18

Villanova 78
at Cincinnati 82

Jan. 14, 2012 • Cincinnati, Ohio
(Fifth Third Arena)

Dion Dixon scored 22 points to lead four Bearcats in double figures as Cincinnati overcame Maalik Wayns' 39-point performance, rallying for an 82-78 victory over Villanova.

Yancy Gates had 16 points and nine rebounds while Sean Kilpatrick added 14 points and Cashmere Wright contributed 11 points and six steals for Cincinnati, off to its best start in league play since it joined the BIG EAST in 2005-06.

The Bearcats swiped 10 steals, forced 17 Wildcat turnovers and committed only three turnovers in the game.

Villanova's Wayns set a Fifth Third Arena record for points by an opponent shooting 12-of-22 from the field and 6-of-13 from three-point range while grabbing 13 rebounds.

The Wildcats shot 64 percent in the first half making 10-of-16 three-point attempts before struggling in the second half on 2-of-14 shooting beyond the arc.

UC overcame an eight-point deficit early in the second half and pulled even at 51-51 with 14:29 left after three baskets from Gates and a three-pointer by Wright. The teams were tied eight more times with neither team leading by more than three points over the next nine minutes.

The Bearcats took the lead for good when JaQuon Parker drove the lane, scored and converted a conventional three-point play to give UC a 71-68 lead at 5:01. Dixon and Wright scored four points each inside the last five minutes and UC made 6-of-8 free throws in the final 30 seconds to seal the win.

Villanova (8-10, 2-4 BIG EAST)

Name	fg-a	3-a	ft-a	o-d-t	pf	tp	a	b	s	m
Yarou	3-5	0-0	3-6	2-9-11	2	9	0	6	1	0 32
Pinkston	2-8	0-1	2-4	1-4-5	5	6	3	1	0	0 31
Wayns	12-22	6-13	9-10	1-12-13	3	39	6	2	0	0 38
Cheek	6-16	5-13	2-2	0-3-3	3	19	2	3	0	1 34
Yacoubou	1-4	1-3	0-0	2-1-3	0	3	1	3	0	0 29
Johnson	0-0	0-0	0-0	0-0-0	0	0	1	0	0	0 5
Kennedy	1-2	0-0	0-0	0-2-2	4	2	0	0	0	0 17
Bell	0-0	0-0	0-0	2-2-4	3	0	0	1	0	0 14
TEAM				4-1-5						1
Total	25-57	12-30	16-22	12-34-46	20	78	13	17	1	1

Cincinnati (14-4, 4-1 BIG EAST)

Name	fg-a	3-a	ft-a	o-d-t	pf	tp	a	b	s	m
Jackson	4-6	0-0	0-0	1-2-3	4	8	3	0	2	2 26
Gates	7-11	0-0	2-3	4-5-9	5	16	3	0	0	1 34
Wright	2-14	2-6	5-8	0-6-6	4	11	5	2	0	6 36
Dixon	7-19	4-7	4-6	2-1-3	0	22	3	0	0	1 34
Kilpatrick	4-7	2-3	4-5	0-2-2	1	14	0	1	0	0 32
Davis	1-4	0-2	2-2	1-1-2	0	4	1	0	0	0 13
Mbodj	0-1	0-0	0-0	0-1-1	3	0	0	0	2	0 8
Parker	2-4	1-2	2-3	0-0-0	4	7	1	0	1	0 17
TEAM				1-3-4						
Total	27-66	9-20	19-27	9-21-30	21	82	16	3	5	10

Score by Periods	1st	2nd	Total
Villanova	45	33	78
Cincinnati	40	42	82

FG%: VU 43.9, UC 40.9; **3FG%:** VU 40.0, UC 45.0; **FT%:** VU 72.7, UC 70.4; **Officials:** Pat Driscoll, Tim Higgins, John Gaffney;
Attendance: 10,255

GAME 19

Cincinnati.....70
at No. 13/11 Connecticut 67
Jan. 18, 2012 • Storrs, Conn.
(Gampel Pavilion)

Sean Kilpatrick hit a 3-pointer with 2.7 seconds left and Cincinnati beat No. 13 Connecticut 70-67 for its seventh straight conference road victory.

Kilpatrick scored 16 points to lead five Bearcats in double figures as Cincinnati withstood two big UConn second-half runs and a half-court shot by Niels Giffey at the buzzer that rimmed out.

Cashmere Wright and Yancy Gates each had 13 points for UC.

Shabazz Napier had a career-high 27 points to lead Connecticut, which lost for the first time at home this season.

UC took 26 shots from behind the arc, hitting 11 of them

The Bearcats led by 12 points in the first half and nine at halftime. But they trailed 57-55 before a 3-pointer by Kilpatrick, one of his five in the game, and a late 10-0 run turned that into a 65-57 lead.

A 3-point shot by Napier cut it to 66-63 with just over a minute left, and another tied it with 10 seconds to go.

Dion Dixon and Jaquon Parker each added 12 points for Cincinnati, which won its third straight.

Cincinnati led 48-37 just under 4 minutes into the second half when UConn went on its 15-2 run.

A block by Andre Drummond and a layup by Jeremy Lamb at the other end made it 48-44. A two-handed fast-break dunk by Drummond tied it and Roscoe Smith's layup gave the Huskies their first lead of the half at 52-50.

Cincinnati (15-4, 5-1 BIG EAST)

Name	fg-a	3-a	ft-a	o-d-t	pf	tp	a	to	b	s	m
Jackson	0-1	0-0	0-0	3-1-4	4	0	1	0	1	1	19
Gates	5-10	0-0	3-3	5-7-12	1	13	0	0	0	0	36
Wright	5-6	3-4	0-0	1-0-1	2	13	5	4	0	1	29
Dixon	4-17	2-8	2-4	1-1-2	0	12	2	0	0	0	38
Kilpatrick	5-15	4-9	2-4	0-4-4	3	16	0	0	0	2	37
Davis	2-3	0-1	0-0	1-0-1	1	4	0	1	0	1	8
Mbodj	0-0	0-0	0-0	0-0-0	1	0	0	0	0	0	7
Sanders	0-0	0-0	0-0	1-0-1	1	0	1	0	0	0	6
Parker	5-10	2-4	0-0	0-4-4	3	12	1	0	0	0	20
TEAM				1-2-3							1
Total	26-62	11-26	7-11	13-19-32	16	70	10	6	1	5	

Connecticut (14-4, 4-3 BIG EAST)

Name	fg-a	3-a	ft-a	o-d-t	pf	tp	a	to	b	s	m
Daniels	0-1	0-0	0-0	0-0-0	1	0	0	0	0	0	6
Oriakhi	1-7	0-0	0-0	3-3-6	1	2	2	0	0	0	26
Drummond	2-9	0-0	0-2	3-3-6	2	4	0	3	1	0	28
Lamb	5-12	1-5	3-3	3-5-8	1	14	5	3	1	0	40
Napier	10-19	3-8	4-5	0-5-5	3	27	7	5	0	2	38
Allen	1-1	0-0	0-0	0-0-0	0	2	0	0	0	0	2
Giffey	4-6	2-3	0-0	2-4-6	4	10	0	0	0	0	34
Olander	1-1	0-0	2-2	0-2-2	0	4	1	0	0	0	7
Smith	2-3	0-0	0-0	2-3-5	3	4	0	0	2	0	19
TEAM				2-1-3							
Total	26-59	6-16	9-12	15-26-41	15	67	15	11	4	2	

Score by Periods	1st	2nd	Total
Cincinnati	42	28	70
Connecticut	33	34	67

FG%: UC 41.9, UConn 44.1; **3FG%:** UC 42.3, UConn 37.5; **FT%:** UC 63.6, UConn 75.0; **Officials:** Ed Corbett, Ray Natili, Jeff Clark; **Attendance:** 10,167

GAME 20

Cincinnati.....74
at West Virginia (OT) 77
Jan. 21, 2012 • Morgantown, W. Va.
(WVU Coliseum)

West Virginia rallied late, forced overtime and never trailed in the extra period to claim a 77-74 win over Cincinnati to snap the Bearcats' seven-game BIG EAST road win streak.

Kevin Jones scored a game-high 26 points to go with 13 rebounds and Gary Browne hit a key three-pointer with 14 seconds remaining in regulation to force overtime. Browne finished with 13 points as did Deniz Kilicli.

Cashmere Wright scored 17 points and tied a career high with seven rebounds to lead four Bearcats in double figures in the loss. Dion Dixon posted 12 points and handed out a career-high nine assists. Yancy Gates has 10 points and a season-high 13 rebounds. Sean Kilpatrick recorded 12 points.

WVU led by as many as nine points in the first half, but UC closed with a 12-2 run to lead 33-32 at the break.

UC grabbed a 65-60 lead with 3:40 left in regulation on a Wright three-pointer. WVU regained a 66-65 lead on a three pointer by Jones at 1:53. Wright gave UC a 69-66 advantage after a basket and a pair of free throws with 28 seconds left before Brown's three-pointer forced overtime.

After four free-throws by WVU in overtime gave the Mountaineers a 73-69 edge, UC's Kilpatrick hit a three-pointer with 2:16 left. After a WVU basket, JaQuon Parker's tip-in pulled UC within 75-74 with 59 seconds in OT. Kilicli's hook shot at 31 seconds proved to seal the win for WVU. Kilpatrick missed a three-pointer and Dixon missed a layup on UC's final two possessions.

Cincinnati (15-5, 5-2 BIG EAST)

Name	fg-a	3-a	ft-a	o-d-t	pf	tp	a	to	b	s	m
Jackson	3-5	0-0	0-0	2-1-3	4	6	3	0	0	0	25
Gates	4-10	0-0	2-4	4-9-13	3	10	0	1	1	0	35
Wright	6-14	3-5	2-2	2-5-7	1	17	4	2	1	2	39
Dixon	5-18	2-9	0-0	2-1-3	1	12	9	2	0	2	43
Kilpatrick	4-11	2-7	2-3	1-4-5	0	12	1	3	0	0	36
Davis	1-3	0-1	0-1	0-2-2	2	2	1	0	0	0	11
Mbodj	3-4	0-0	0-0	1-4-5	2	6	0	0	0	0	10
Parker	3-7	0-1	3-5	2-2-4	3	9	0	1	0	1	26
TEAM				0-1-1							
Total	29-72	7-23	9-15	14-29-43	16	74	18	9	2	5	

West Virginia (15-5, 5-2 BIG EAST)

Name	fg-a	3-a	ft-a	o-d-t	pf	tp	a	to	b	s	m
Jones	11-15	2-2	2-2	2-11-13	2	26	2	0	1	0	41
Kilicli	6-11	0-0	1-2	3-4-7	1	13	5	3	0	0	38
Miles	0-1	0-0	0-0	0-2-2	0	0	5	1	2	1	12
Hinds	4-8	2-5	2-3	0-5-5	4	12	4	2	0	3	40
Bryant	2-16	0-8	2-2	1-1-2	1	6	3	2	0	0	44
Brown	2-9	1-5	0-0	1-3-4	1	5	0	0	0	1	14
Browne	5-10	1-3	2-3	4-5-9	2	13	0	0	0	2	28
Noreen	1-1	0-0	0-1	1-0-1	3	2	0	0	0	0	8
TEAM				2-1-3							
Total	31-71	6-23	9-13	14-32-46	14	77	19	8	3	7	

Score by Periods	1st	2nd	OT	Total
Cincinnati	33	36	5	74
West Virginia	32	37	8	77

FG%: UC 40.3, WVU 43.7; **3FG%:** UC 30.4, WVU 26.1; **FT%:** UC 60.0, WVU 69.2; **Officials:** John Cahill, Bryan Kersey, Gary Prager; **Attendance:** 14,070

GAME 21

No. 3/4 Syracuse60
at Cincinnati.....53
Jan. 23, 2012 • Cincinnati, Ohio
(Fifth Third Arena)

Cincinnati suffered back-to-back losses for the first time this season when No. 3/4 Syracuse defeated the Bearcats 60-53 on ESPN's Big Monday in front of a "white out," sellout crowd at Fifth Third Arena.

Cashmere Wright led the Bearcats with 17 points and a game-high five three-pointers while Yancy posted his second consecutive double-double with 16 points and 10 rebounds.

Kris Joseph led the Orange with 17 points on 8-of-11 shooting to go with six rebounds. Scoop Jardine had 13 points and six assists. Brandon Triche added 11 points and four steals.

Cincinnati made three of its first four three-point tries and jumped out to a 15-6 lead within the first five minutes of the game. Syracuse scored the next nine points to tie the game at 15-15 with 12:11 to go in the half. UC held a lead of no more than five points the rest of the half before the Orange scored the last four points before intermission to lead 28-25 at the break.

UC scored seven of the first nine points of the second half and maintained a lead until Jardine hit a three-pointer at 9:32 to give the Orange a 43-42 advantage. That basket spurred a 12-2 run by Syracuse that secured the win.

Cincinnati's 53 points matched a season-low output set in a 76-53 loss at Xavier on Dec. 10.

Syracuse (21-1, 8-1 BIG EAST)

Name	fg-a	3-a	ft-a	o-d-t	pf	tp	a	to	b	s	m
Fair	3-8	0-0	0-2	4-2-6	2	6	1	1	0	0	20
Christmas	2-4	0-0	0-0	4-5-9	3	4	2	2	3	0	27
Joseph	8-11	0-3	1-5	1-5-6	2	17	0	0	1	0	35
Jardine	5-9	2-4	1-4	0-2-2	0	13	6	0	0	0	30
Triche	4-8	1-2	2-3	1-2-3	1	11	3	2	0	4	35
Carter-Williams	0-1	0-0	0-0	0-0-0	0	0	0	0	0	0	3
Waiters	1-5	0-0	0-0	0-2-2	1	2	0	1	0	1	12
Keita	0-0	0-0	0-0	0-1-1	1	0	0	0	0	0	13
Southerland	3-10	0-3	1-1	1-6-7	2	7	0	2	2	0	25
TEAM				2-2-4							
Totals	26-56	3-12	5-15	13-27-40	12	60	12	8	6	6	

Cincinnati (15-6, 5-3 BIG EAST)

Name	fg-a	3-a	ft-a	o-d-t	pf	tp	a	to	b	s	m
Jackson	2-7	0-0	0-0	2-0-2	2	4	3	4	1	1	27
Gates	7-12	0-0	2-7	1-9-10	2	16	0	1	0	0	31
Wright	6-13	5-9	0-0	2-2-4	2	17	4	2	0	0	32
Dixon	2-10	1-6	0-0	4-1-5	2	5	2	0	1	2	35
Kilpatrick	3-8	2-5	0-0	2-7-9	3	8	4	0	0	0	32
Davis	0-3	0-2	0-0	0-0-0	0	0	0	1	0	0	5
Mbodj	0-0	0-0	1-2	1-0-1	3	1	0	1	0	0	7
Guyn	0-1	0-0	0-0	0-0-0	1	0	1	2	0	0	8
Sanders	0-0	0-0	0-0	0-0-0	0	0	2	0	0	0	5
Gaines	0-0	0-0	0-0	0-0-0	1	0	0	0	0	0	1
Parker	1-7	0-3	0-0	1-3-4	4	2	0	0	0	0	17
TEAM				2-3-5							
Total	21-61	8-25	3-9	15-25-40	20	53	16	11	2	3	

Score by Periods	1st	2nd	Total
Syracuse	28	32	60
Cincinnati	25	28	53

FG%: SU 46.4, UC 34.4; **3FG%:** SU 25.0, UC 32.0; **FT%:** SU 33.3, UC 33.3; **Officials:** Jim Burr, Roger Ayers, Michael Stephens; **Attendance:** 13,176

GAME 22

Cincinnati.....54
at Rutgers61

Jan. 28, 2012 • Piscataway, N.J.
(Rutgers Athletic Center)

Cincinnati dropped its third consecutive game for the first time since the end of the 2009-10 regular season, falling 61-54 at Rutgers.

Rutgers' Eli Carter scored 15 of his team-high 17 points in the second half and Dane Miller had 10 points and 12 rebounds as the Scarlet Knights ended a two-game losing streak.

The Bearcats were led by Dion Dixon, who scored 17 points on 6-of-10 shooting with a trio of three-pointers. Yancy Gates added 16 points and a team-high eight rebounds.

Cincinnati committed a conference-play season-high 14 turnovers, six of which led to uncontested layups for the Scarlet Knights. Rutgers outscored the Bearcats 30-12 in the paint.

UC trailed 27-23 at intermission, but scored the first seven points of the second half to grab a 30-27 edge. Rutgers responded with nine consecutive points of its own to take a 36-30 lead at 15:29. The lead ballooned to 52-42 on a three-pointer by Carter at 4:34.

UC's Sean Kilpatrick hit a three-pointer at 1:38 to pull the Bearcats within 56-52, but Rutgers answered with a break away dunk and made 3-of-4 free throws to close out the win.

Cincinnati (15-7, 5-4 BIG EAST)

Name	fg-a	3-a	ft-a	o-d-t	pf	tp	a	to	b	s	m
Jackson	0-3	0-0	0-2	1-2-3	4	0	2	2	1	2	17
Gates	7-11	0-0	2-3	3-5-8	2	16	1	0	0	0	31
Wright	1-7	1-2	0-0	1-3-4	4	3	6	2	0	1	34
Dixon	6-10	3-5	2-4	2-0-2	2	17	0	2	0	1	38
Kilpatrick	4-12	3-8	0-0	1-2-3	0	11	0	2	0	1	33
Davis	0-0	0-0	0-0	0-0-0	0	0	0	0	0	0	1
Mbodj	0-3	0-0	0-0	4-3-7	1	0	1	0	2	1	15
Guyn	0-2	0-2	0-0	0-0-0	1	0	0	2	0	1	7
Sanders	0-0	0-0	0-0	0-1-1	0	0	0	1	0	0	3
Parker	2-8	0-3	3-4	0-3-3	4	7	1	3	0	1	21
TEAM				2-1-3							
Total	20-56	7-20	7-13	14-20-34	18	54	11	14	3	8	

Rutgers (12-10, 4-5 BIG EAST)

Name	fg-a	3-a	ft-a	o-d-t	pf	tp	a	to	b	s	m
Miller	5-11	0-2	0-0	3-9-12	0	10	4	3	2	0	31
Randall	3-3	0-0	2-2	1-3-4	0	8	1	1	0	1	19
Biruta	3-7	0-0	1-2	3-2-5	2	7	3	1	0	1	26
Seagears	1-3	0-1	0-0	1-0-1	1	2	2	2	0	2	23
Carter	6-12	4-7	1-3	1-3-4	1	17	2	2	0	1	31
Mack	2-4	1-3	5-8	0-0-0	1	10	5	0	0	2	28
Poole	1-5	0-1	0-0	0-2-2	3	2	0	2	0	0	21
Johnson	1-3	0-0	3-4	1-3-4	4	5	0	1	0	0	21
TEAM				0-1-1							1
Total	22-48	5-14	12-19	10-23-33	12	61	17	13	2	7	

Score by Periods	1st	2nd	Total
Cincinnati	23	31	54
Rutgers	27	34	61

FG%: UC 35.7, RU 45.8; 3FG%: UC 35.0, RU 35.7; FT%: UC 53.8, RU 63.2; Officials: Ed Corbett, Mike Stuart, Bill McCarthy;
Attendance: 7,693

GAME 23

DePaul66
at Cincinnati.....74

Feb. 4, 2012 • Cincinnati, Ohio
(Fifth Third Arena)

Dion Dixon and Sean Kilpatrick each scored 16 points and Cashmere Wright scored all 11 of his points in the second half to help Cincinnati pull away from DePaul 74-66 at Fifth Third Arena.

Justin Jackson set a career high with 14 points for the Bearcats, who ended the game with a 12-2 run and snapped a three-game losing streak. Yancy Gates also finished in double figures with 11 for Cincinnati.

Cleveland Melvin scored 18 points and grabbed 13 rebounds to lead the Blue Demons, who have lost seven of their last eight games. Melvin had his third double-double of the year and second in consecutive games by halftime with 12 points and 10 rebounds.

Jamee Crockett added 17 for DePaul before fouling out with 5:39 left in the game.

DePaul committed 18 turnovers, helping Cincinnati enjoy a 22-10 advantage in points off turnovers.

The Bearcats, the Big East leaders in 3-point field goals going into the game, missed their first eight before Kilpatrick connected with 7 seconds left in the first half to cut DePaul's halftime lead to 38-36. They went 3 of 15 on 3-pointers for the game.

DePaul (11-11, 2-8 BIG EAST)

Name	fg-a	3-a	ft-a	o-d-t	pf	tp	a	to	b	s	m
Jackson	0-3	0-0	0-2	1-2-3	4	0	2	2	1	2	17
Melvin	9-17	0-1	0-1	2-11-13	0	18	1	3	1	0	36
Crockett	7-12	3-7	0-0	1-5-6	5	17	1	0	1	2	27
Faber	1-3	0-0	1-2	2-1-3	3	3	0	0	0	0	17
Young	4-12	1-6	0-0	1-2-3	0	9	7	6	0	1	31
McKinney	3-5	0-0	2-4	0-1-1	4	8	2	2	0	0	18
Clahar	3-7	0-2	2-2	1-1-2	3	8	4	3	0	1	27
McGhee	1-1	1-1	0-0	0-4-4	0	3	1	3	0	0	18
Robertson	0-0	0-0	0-0	0-0-0	2	0	1	0	0	0	10
Kirk	0-2	0-0	0-0	1-2-3	4	0	1	0	0	0	16
TEAM				2-3-5							1
Total	28-59	5-17	5-9	10-30-40	21	66	18	18	2	4	

Cincinnati (16-7, 6-4 BIG EAST)

Name	fg-a	3-a	ft-a	o-d-t	pf	tp	a	to	b	s	m
Gates	5-10	0-0	1-3	4-2-6	4	11	0	2	2	1	28
Wright	4-13	1-4	2-2	0-2-2	3	11	4	0	0	3	26
Dixon	4-12	0-4	8-8	3-0-3	0	16	1	2	0	2	34
Kilpatrick	6-12	2-6	2-4	1-4-5	1	16	4	1	0	0	37
Parker	2-3	0-0	0-0	0-5-5	1	4	0	3	0	1	24
Davis	0-2	0-1	0-2	0-2-2	0	0	2	1	0	1	11
Jackson	5-5	0-0	4-8	2-2-4	2	14	1	0	2	2	23
Mbodj	1-3	0-0	0-1	1-2-3	1	2	0	0	0	0	10
Guyn	0-0	0-0	0-0	0-1-1	1	0	0	0	0	0	6
Gaines	0-0	0-0	0-0	0-0-0	1	0	0	1	0	0	1
TEAM				0-3-3							
Totals	27-60	3-15	17-28	11-23-34	14	74	12	10	4	10	

Score by Periods	1st	2nd	Total
DePaul	38	28	66
Cincinnati	36	38	74

FG%: DU 47.5, UC 45.0; 3FG%: DU 29.4, UC 20.0; FT%: DU 55.6, UC 60.7; Officials: John Cahill, Mike Roberts, Tim Higgins;
Attendance: 10,450

GAME 24

Cincinnati.....76
at St. John's54

Feb. 8, 2012 • New York, N.Y.
(Madison Square Garden)

Four Bearcats scored in double figures led by Sean Kilpatrick and Yancy Gates who scored 14 points each to lead Cincinnati to a 76-54 win over St. John's at Madison Square Garden.

Cashmere Wright posted a double-double with 12 points and a career-high 10 rebounds while Dion Dixon contributed 10 points for UC.

D'Angelo Harrison led the Red Storm with 15 points.

The victory was Cincinnati's sixth road win this season. The Bearcats outscored the Red Storm 40-18 in the paint and out-rebounded St. John's 49-29.

Gates scored five points in a 7-0 UC run mid-way through the first half that gave the Bearcats a 23-15 lead. St. John's never pulled closer than six points the rest of the game.

UC owned a 30-19 lead at intermission, the fewest points allowed by the Bearcats in any half during BIG EAST Conference play.

The Bearcats grew their lead to 48-28 at 13:02 left in the game on a layup by Jermaine Sanders. Jeremiah Davis' three-pointer at 5:39 remaining gave UC its biggest lead of the game at 65-38.

Cincinnati (17-7, 7-4 BIG EAST)

Name	fg-a	3-a	ft-a	o-d-t	pf	tp	a	to	b	s	m
Gates	6-8	0-0	2-3	5-4-9	4	14	0	0	1	1	21
Parker	2-6	0-0	1-2	2-3-5	0	5	1	1	0	1	25
Wright	6-9	0-2	0-1	3-7-10	1	12	3	4	0	4	27
Dixon	4-10	2-5	0-0	0-0-0	1	10	4	1	1	2	30
Kilpatrick	5-10	3-6	1-2	2-6-8	1	14	4	3	0	1	30
Davis	3-5	2-2	0-0	0-0-0	3	8	1	1	0	1	12
Jackson	1-3	0-0	1-2	1-0-1	0	3	0	0	1	0	6
Eppenstein	0-0	0-0	1-2	0-1-1	0	1	0	1	0	0	2
Mbodj	2-4	0-0	0-0	1-4-5	2	4	1	1	5	0	16
Guyn	1-2	0-1	1-2	0-2-2	2	3	2	0	0	1	15
Sanders	1-3	0-0	0-0	0-2-2	2	2	2	1	0	0	13
Gaines	0-0	0-0	0-0	1-2-3	3	0	0	3	0	0	3
TEAM				1-2-3							
Total	31-60	7-16	7-14	16-33-49	19	76	18	16	8	11	

St. John's (10-14, 4-8 BIG EAST)

Name	fg-a	3-a	ft-a	o-d-t	pf	tp	a	to	b	s	m
Harkless	2-8	0-1	2-2	1-4-5	2	6	3	2	0	1	36
Pointer	3-9	0-2	0-0	3-4-7	4	6	3	1	2	0	36
Garrett	3-8	0-0	1-3	1-0-1	3	7	1	3	0	0	23
Greene	3-12	1-2	1-2	0-5-5	1	8	3	2	0	1	34
Harrison	4-13	2-4	5-6	1-1-2	2	15	2	3	0	1	38
Achiuwa	2-5	0-0	2-4	0-1-1	2	6	0	0	0	0	24
Ayree	0-0	0-0	0-0	0-0-0	0	0	0	0	0	0	2
Rivers	0-0	0-0	0-0	0-0-0	0	0	0	0	0	0	1
White	2-2	2-2	0-0	0-0-0	0	6	0	0	0	0	2
Sealy	0-0	0-0	0-2	0-1-1	0	0	0	0	0	0	2
Brakalov	0-1	0-1	0-0	0-0-0	0	0	0	0	0	0	2
TEAM				4-3-7							
Total	19-58	5-12	11-19	10-19-29	14	54	12	11	2	3	

Score by Periods	1st	2nd	Total
Cincinnati	30	46	76
St. John's	19	35	54

FG%: UC 51.7, STJ 32.8; 3FG%: UC 43.8, STJ 41.7; FT%: UC 50.0, STJ 57.9; Officials: Pat Driscoll, Brian O'Connell, Ed Hightower;
Attendance:

GAME 25

Cincinnati.....78
at No. 18/19 Marquette95
Feb. 11, 2012 • Milwaukee, Wis.
(Bradley Center)

Cincinnati lost for the fourth time in six games, allowing a season-high in points in dropping a 95-78 decision at No. 18/19 Marquette.

Five Bearcats scored in double figures led by Dion Dixon and JaQuon Parker who netted 15 points each. Yancy Gates recorded a double-double with 10 points and 11 rebounds.

Jae Crowder and Darius Johnson-Odom tallied a game-high 25 points each for the Golden Eagles.

The Bearcats committed 14 turnovers that lead to 25 Marquette points. The Golden Eagles outscored UC 31-10 in fastbreak points.

Cincinnati jumped out to a 16-4 lead less than five minutes into the game, but Marquette answered with an 8-0 run during the next four minutes to pull within 16-12. The Golden Eagle put together a 10-0 run at 8:20 to grab a 27-24 advantage and never trailed again. Seven consecutive points before the half gave Marquette a 47-35 lead at the break.

The Bearcats pulled to within eight points twice inside the first six minutes of the second half, but could never threaten the Golden Eagles. UC went on to suffer its most lopsided defeat in conference play this season.

Cincinnati (17-8, 7-5 BIG EAST)

Name	fg-a	3-a	ft-a	o-d-t	pf	tp	a	to	b	s	m
Gates	5-13	0-0	1-3	6-6-12	1	11	1	0	1	0	33
Wright	4-11	1-4	5-6	1-2-3	2	14	5	4	0	2	34
Dixon	5-7	0-2	5-7	0-0-0	2	15	2	1	0	0	31
Kilpatrick	2-6	2-3	1-2	3-3-6	1	7	2	1	0	0	27
Parker	6-12	0-2	3-6	3-5-8	3	15	4	1	0	1	32
Davis	0-3	0-1	0-0	0-0-0	2	0	1	1	0	1	5
Jackson	4-8	0-0	2-2	5-3-8	4	10	0	4	1	1	16
Eppenstein	0-0	0-0	0-0	0-0-0	0	0	0	0	0	0	1
Mbobj	0-0	0-0	0-0	0-0-0	3	0	0	1	2	0	4
Guyn	3-5	0-1	0-0	0-1-1	0	6	0	1	0	0	13
Sanders	0-2	0-0	0-0	0-1-1	0	0	0	0	0	0	3
Gaines	0-0	0-0	0-0	0-0-0	0	0	0	0	0	0	1
TEAM				3-0-3							
Total	29-67	3-13	17-26	21-21-42	18	78	15	14	4	5	

Marquette (21-5, 10-3 BIG EAST)

Name	fg-a	3-a	ft-a	o-d-t	pf	tp	a	to	b	s	m
J. Wilson	5-9	0-1	5-6	3-1-4	4	15	2	2	1	2	28
Crowder	8-13	1-5	6-6	2-4-6	4	23	4	1	1	3	34
Jhnsn-Odom	10-17	2-4	1-2	0-2-2	2	23	5	1	0	2	35
Blue	4-5	1-1	5-6	1-6-7	1	14	4	1	0	1	31
Cadogan	3-7	1-3	0-0	0-2-2	3	7	5	1	1	0	34
Mayo	1-3	0-2	2-2	1-4-5	3	4	1	0	0	0	16
Anderson	1-2	0-0	0-0	0-0-0	0	2	0	1	0	0	3
Jones	2-3	2-2	0-0	0-1-1	1	6	1	0	1	0	15
D. Wilson	0-1	0-0	1-2	0-1-1	0	1	0	0	0	0	3
TEAM				1-0-1							
Total	34-60	7-18	20-24	8-21-29	18	95	22	7	4	11	

Score by Periods	1st	2nd	Total
Cincinnati	35	43	78
Marquette	47	48	95

FG%: UC 43.3, MU 56.7; **3FG%:** UC 23.1, MU 38.9; **FT%:** UC 65.4, MU 83.3; **Officials:** Les Jones, Michael Stephens, Brent Hampton;
Attendance: 18,815

GAME 26

Providence66
at Cincinnati81
Feb. 15, 2012 • Cincinnati, Ohio
(Fifth Third Arena)

Yancy Gates had 16 points and nine rebounds and the Bearcats built a 24-point lead before holding on for an 81-66 victory over Providence.

Cincinnati repeatedly drove through the Friars' half-court defense for layups, with its power forward leading the way. He had a dunk for the Bearcats' first basket, part of an opening 13-6 run.

Sean Kilpatrick had 21 points for UC, which led by as many as 24 in the second half. The Bearcats sweated out a Providence surge that cut it to 66-59 with 4:22 to go.

Providence has lost four in a row and eight of its last nine.

Vincent Council led the Friars with 29 points, 21 of them in the second half. LaDontae Henton added 24.

The Friars held down UC's 3-point shooting, but paid a price. The Bearcats found a lot of room to drive through the lane for layups, scoring 26 points in the paint while pulling ahead 41-25 by halftime. UC shot 53 percent from the field in the half.

The Bearcats stretched the lead to 54-30 in the second half before Providence started hitting 3s. Council made a pair of 3s, two free throws and a fast-break layup during a 15-2 run that cut the lead to 56-45 with 11:01 left.

Henton had a 3-pointer and a driving layup during a seven-point spurt that got the lead down to 66-59 with 4:25 left. Wright hit a pair of free throws that ended the comeback.

Providence (13-14, 2-12 BIG EAST)

Name	fg-a	3-a	ft-a	o-d-t	pf	tp	a	to	b	s	m
Gates	5-13	0-0	1-3	6-6-12	1	11	1	0	1	0	33
Henton	10-15	4-5	0-2	2-7-9	1	24	0	3	0	0	40
Dixon	1-3	0-0	0-0	0-0-0	1	2	0	1	0	0	12
Coleman	4-9	0-0	3-4	2-0-2	3	11	3	1	0	2	35
Cotton	0-7	0-6	0-0	0-2-2	1	0	2	1	0	0	35
Council	10-22	4-7	5-6	0-4-4	3	29	5	3	0	2	40
Batts	0-1	0-0	0-0	1-1-2	1	0	0	1	0	1	11
Kofane	0-0	0-0	0-0	0-0-0	5	0	0	0	2	0	8
Giplay	0-2	0-0	0-0	2-3-5	4	0	2	0	2	0	15
Bancroft	0-0	0-0	0-0	0-1-1	1	0	0	1	0	0	4
TEAM				0-1-1							
Total	25-59	8-18	8-12	7-19-26	20	66	12	11	4	5	

Cincinnati (18-8, 8-5 BIG EAST)

Name	fg-a	3-a	ft-a	o-d-t	pf	tp	a	to	b	s	m
Gates	5-13	0-0	6-8	5-4-9	1	16	0	2	2	1	34
Wright	3-6	0-2	3-7	3-2-5	1	9	5	1	0	2	29
Dixon	2-8	0-0	3-4	3-3-6	2	7	1	1	3	1	36
Kilpatrick	6-15	3-10	7-8	2-6-8	4	22	3	1	0	2	37
Parker	3-9	0-0	2-2	1-4-5	0	8	0	1	0	0	28
Davis	2-3	1-1	0-0	0-1-1	1	5	1	0	0	1	5
Jackson	4-4	0-0	0-0	3-1-4	2	8	1	0	0	0	12
Mbobj	1-1	0-0	0-0	1-0-1	2	2	0	0	0	0	6
Guyn	2-3	0-1	0-0	0-2-2	2	4	1	1	0	0	12
Sanders	0-0	0-0	0-0	0-0-0	0	0	0	1	0	0	1
TEAM				0-3-3							
Total	28-62	4-14	21-29	18-26-44	15	81	12	8	5	7	

Score by Periods	1st	2nd	Total
Providence	25	41	66
Cincinnati	41	40	81

FG%: PC 42.4, UC 45.2; **3FG%:** PC 44.4, UC 28.6; **FT%:** PC 66.7, UC 72.4; **Officials:** Mike Stuart, Earl Walton, Lamare Simpson;
Attendance: 7,882

GAME 27

Seton Hall57
at Cincinnati62
Feb. 18, 2012 • Cincinnati, Ohio
(Fifth Third Arena)

Dion Dixon scored 20 points and Cashmere Wright added 13 for Cincinnati, who never trailed in a 62-57 win over Seton Hall.

JaQuon Parker also reached double figures with 12 points for the Bearcats, who jumped out to a 10-0 lead in the first 4:16 before a near-sellout crowd of 13,003.

UC (19-8, 9-5) has won two straight and three out of four.

Fuquan Edwin and Jordan Theodore each scored 15 points for the streaky Pirates (18-9, 7-8), who had won three straight after a six-game losing streak.

Herb Pope scored six points in the second half to finish with 10 for Seton Hall.

Cincinnati led by 14 points, 44-30, with 14:35 left in the second half before Seton Hall cut the lead to four points twice in the last 30 seconds, but Dixon made two free throws and Parker added one -- all on the front end of bonus situations -- to hold off the Pirates.

Cincinnati made six of its first 10 three-pointers to open a 30-15 lead with 5:31 left in the first half against the Big East's second-best three-point defense. The Bearcats settled for a 37-28 halftime lead behind Dixon's 11 points and 10 from Wright.

Seton Hall (18-9, 7-8 BIG EAST)

Name	fg-a	3-a	ft-a	o-d-t	pf	tp	a	to	b	s	m
Gates	5-13	0-0	1-3	6-6-12	1	11	1	0	1	0	33
Mobley	1-4	0-1	0-0	0-3-3	3	2	0	1	1	0	16
Pope	3-11	0-2	4-8	5-9-14	2	10	2	2	1	1	35
Theodore	6-21	0-4	3-3	3-3-6	4	15	5	3	0	0	36
Cosby	2-6	1-5	0-0	1-2-3	2	5	0	2	0	3	34
Edwin	7-15	1-5	0-0	1-2-3	3	15	1	0	1	1	38
Karlis	0-1	0-1	0-0	0-0-0	0	0	0	0	0	1	4
Wilson	1-3	1-1	0-0	1-0-1	1	3	2	1	0	0	8
Auda	3-5	1-1	0-0	4-2-6	1	7	1	0	0	0	29
TEAM				3-0-3							
Total	23-66	4-20	7-11	18-21-39	16	57	11	9	3	6	

Cincinnati (19-8, 9-5 BIG EAST)

Name	fg-a	3-a	ft-a	o-d-t	pf	tp	a	to	b	s	m
Gates	2-6	0-0	1-2	1-7-8	3	5	1	1	1	1	31
Wright	4-6	3-4	2-2	1-1-2	2	13	0	4	0	1	28
Dixon	5-14	2-4	8-10	2-4-6	1	20	5	3	2	1	39
Kilpatrick	3-8	1-5	0-0	2-2-4	0	7	3	2	1	0	35
Parker	4-9	2-5	2-4	1-6-7	1	12	0	0	1	1	32
Davis	0-0	0-0	0-0	0-1-1	1	0	0	0	0	0	3
Jackson	1-4	0-0	0-0	1-1-2	3	2	4	2	0	0	18
Mbobj	0-0	0-0	0-0	0-1-1	1	0	0	0	0	0	5
Guyn	1-3	1-3	0-0	0-0-0	0	3	0	0	0	0	9
TEAM				3-3-6							
Total	20-50	9-21	13-18	11-26-37	12	62	13	13	5	4	

Score by Periods	1st	2nd	Total
Seton Hall	28	29	57
Cincinnati	37	25	62

FG%: SH 34.8, UC 40.0; **3FG%:** SH 20.0, UC 42.9; **FT%:** SH 63.6, UC 72.2; **Officials:** Brian O'Connell, Jeff Anderson, Paul Fair;
Technical fouls: Seton Hall-None. Cincinnati-Yancy Gates;
Attendance: 13,003

GAME 28

No. 17/17 Louisville.....56
at Cincinnati.....60

Feb. 23, 2012 • Cincinnati, Ohio
(Fifth Third Arena)

Four Bearcats scored in double figures led by Cashmere Wright's game-high 22 points and career-high-tying six three-pointers as the Bearcats held off No. 17 Louisville 60-56 at Fifth Third Arena.

Cincinnati went 11 of 27 from behind the arc. The Bearcats' fifth win in six games broke a tie with the Cardinals for sixth place in the conference.

Sean Kilpatrick had 12 points, including baskets that started and finished a 14-point run that put the Bearcats ahead to stay midway through the second half. Cincinnati improved to 4-3 against ranked teams this season.

Dion Dixon added 11 for UC while Yancy Gates posted a double-double with 10 points and 10 rebounds.

The Cardinals had won seven of their last eight but shot 1 of 14 from behind the arc. Peyton Siva led Louisville with 14 points on 7-of-13 shooting. Gorgui Dieng had 11 points and 13 rebounds for the Cardinals, but picked up his fourth foul with 10:54 left, helping the Bearcats with their decisive run.

Louisville (21-7, 9-6 BIG EAST)

Name	fg-a	3-a	ft-a	o-d-t	pf	tp	a	to	b	s	m
Gates	5-13	0-0	1-3	6-6-12	1	11	1	0	1	0	33
Behanan	3-5	0-1	5-8	4-3-7	1	11	0	0	1	0	27
Dieng	5-8	0-0	1-2	4-9-13	4	11	0	4	1	4	33
Siva	7-13	0-0	0-0	0-5-5	3	14	4	4	0	1	34
Smith, C.	0-4	0-1	2-2	3-1-4	2	2	1	2	0	1	28
Kuric	0-11	0-7	4-4	2-1-3	4	4	3	0	1	1	37
Nunez	0-0	0-0	0-0	0-0-0	0	0	0	0	0	0	1
Smith, R.	3-11	1-3	4-4	0-1-1	1	11	0	3	0	1	22
Price	0-0	0-0	0-0	0-0-0	0	0	0	0	0	0	2
Swopshire	0-2	0-2	0-0	0-2-2	1	0	1	0	0	0	12
Ware	1-1	0-0	1-3	0-1-1	0	3	0	1	0	1	4
TEAM				4-2-6							
Total	19-55	1-14	17-23	17-25-42	16	56	9	14	3	9	

Cincinnati (20-8, 10-5 BIG EAST)

Name	fg-a	3-a	ft-a	o-d-t	pf	tp	a	to	b	s	m
Gates	3-8	0-0	4-6	3-7-10	4	10	2	4	2	1	34
Wright	8-19	6-13	0-1	2-3-5	2	22	5	1	0	1	32
Dixon	3-12	2-5	3-6	3-2-5	2	11	0	3	3	2	37
Kilpatrick	4-11	2-7	2-2	1-2-3	1	12	4	0	1	0	36
Parker	0-4	0-1	0-0	3-1-4	0	0	1	0	0	0	14
Davis III	0-0	0-0	0-0	0-0-0	1	0	0	0	1	0	5
Jackson	0-2	0-0	2-4	2-4-6	3	2	0	0	1	1	20
Mbodj	0-1	0-0	0-0	1-0-1	1	0	0	0	0	0	7
Guyn	1-1	1-1	0-0	0-0-0	2	3	0	2	0	0	11
Sanders	0-0	0-0	0-0	0-0-0	0	0	0	1	0	0	4
TEAM				1-1-2							
Total	19-58	11-27	11-19	16-20-36	16	60	12	11	8	5	

Score by Periods	1st	2nd	Total
Louisville	30	26	56
Cincinnati	32	28	60

FG%: UL 34.5, UC 32.8; 3FG%: UL 7.1, UC 40.7; FT%: UL 73.9, UC 57.9; Officials: Sean Corbin, Jamie Luckie, Bryan Kersey; Attendance: 13,176-sellout

GAME 29

Cincinnati.....45
at USF46

Feb. 26, 2012 • Tampa, Fla.
(Tampa Bay Times Forum)

USF's Anthony Collins made a pair of free throws with 3.2 seconds remaining to carry the Bulls to a 46-45 win over Cincinnati at the Tampa Bay Times Forum.

Cincinnati could not manage a shot in its final possession and fell for only the second time in the past seven games.

Collins led all scorers with 14 points and a game-high five assists. Kilpatrick led UC with 13 points while Yancy Gates grabbed a team-high 10 rebounds.

The contest was a back-and-forth affair as the lead changed hands 14 times.

The Bulls scored the final five points of the first half to own a 25-23 lead at intermission. It grew to 29-23 at 17:51 in the second half, the largest lead in the game for either team.

Cincinnati later went on a 10-0 run and grabbed a 41-37 lead on a Gates layup at 4:40.

The lead would change hands five more times. Cashmere Wright gave UC a 45-44 lead on a layup with nine seconds left. Collins then drove into the paint for USF and drew a foul on Gates with three seconds left to set the stage for the game-winning free throws.

Cincinnati (20-9, 10-6 BIG EAST)

Name	fg-a	3-a	ft-a	o-d-t	pf	tp	a	to	b	s	m
Gates	2-8	0-0	0-0	3-7-10	4	4	0	0	1	0	31
Wright	3-5	1-2	0-0	0-3-3	2	7	3	1	0	1	31
Dixon	2-9	1-5	0-0	2-2-4	0	5	1	3	0	2	30
Kilpatrick	6-14	0-4	1-1	1-1-2	1	13	3	1	0	0	32
Parker	2-9	1-3	1-2	1-4-5	0	6	0	0	0	0	32
Davis	0-0	0-0	0-0	0-1-1	0	0	0	0	0	0	2
Jackson	3-6	0-0	2-2	4-3-7	3	8	0	2	1	2	26
Mbodj	0-1	0-0	0-0	0-0-0	1	0	0	0	0	0	9
Guyn	0-1	0-1	2-2	0-0-0	0	2	0	0	0	0	7
TEAM				1-0-1							
Total	18-53	3-15	6-7	12-21-33	11	45	7	7	2	5	

USF (18-11, 11-5 BIG EAST)

Name	fg-a	3-a	ft-a	o-d-t	pf	tp	a	to	b	s	m
Anderson	2-2	0-0	3-4	1-4-5	3	7	4	1	1	0	28
Rudd	2-6	1-5	0-0	1-4-5	0	5	1	2	0	1	24
Gilchrist	1-6	0-0	0-2	1-2-3	0	2	0	0	0	0	23
Collins	6-12	0-1	2-2	0-2-2	2	14	5	2	0	1	38
Robertson	3-7	0-1	0-0	0-2-2	2	6	1	1	0	0	34
Poland	2-6	0-2	0-0	1-0-1	2	4	1	0	1	0	22
Nash	0-0	0-0	0-0	0-0-0	0	0	0	0	0	0	2
Fitzpatrick	3-7	2-6	0-0	2-8-10	0	8	1	3	2	0	29
TEAM				2-1-3							
Total	19-46	3-15	5-8	8-23-31	9	46	13	9	4	2	

Score by Periods	1st	2nd	Total
Cincinnati	23	22	45
USF	25	21	46

FG%: UC 34.0, USF 41.3; 3FG%: UC 20.0, USF 20.0; FT%: UC 85.7, USF 62.5; Officials: Karl Hess, Brian O'Connell, Mike Stuart; Attendance: 6,784

GAME 30

No. 8/7 Marquette61
Cincinnati.....72

Feb. 29, 2012 • Cincinnati, Ohio
(Fifth Third Arena)

JaQuon Parker scored a career-high 28 points on 10-of-18 shooting to go with seven rebounds to help lead Cincinnati to a 72-61 win over No. 8/7 Marquette on Senior Night at Fifth Third Arena.

Dion Dixon netted 21 points to go with four steals and fellow senior Yancy Gates produced six points and tied a season-high with 13 rebounds. Justin Jackson posted a career-high with seven blocks.

The Bearcats took a 13-11 lead at 14:21 in the first half on a Parker layup and never trailed again, taking a 16-point halftime lead to the locker room and building as much as a 19-point cushion four times in the second stanza.

UC shot 4-of-24 from three-point range, but outscored Marquette 42-24 in the paint and 19-5 on fastbreak points.

The victory tied the school record for BIG EAST wins in a season at 11 and marked UC's first defeat over a team ranked eighth or higher since a 101-80 home win over No. 4 Louisville on Feb. 22, 2003.

Marquette (24-6, 13-4 BIG EAST)

Name	fg-a	3-a	ft-a	o-d-t	pf	tp	a	to	b	s	m
Gates	2-8	0-0	0-0	3-7-10	4	4	0	0	1	0	31
Wilson	4-9	1-1	0-0	1-3-4	4	9	0	4	0	0	27
Crowder	5-13	2-8	5-6	1-11-12	4	17	2	4	1	1	38
Jhnsn-Odom	6-14	4-8	2-2	2-5-7	2	18	3	3	0	0	36
Blue	3-11	1-3	0-0	5-1-6	0	7	3	1	0	1	29
Cadogan	1-8	0-2	2-2	3-1-4	2	4	4	3	0	0	35
Mayo	2-5	1-3	1-2	0-3-3	2	6	1	2	0	0	23
Anderson	0-1	0-0	0-0	0-1-1	1	0	0	0	0	0	3
Jones	0-1	0-1	0-0	1-0-1	0	0	0	0	0	0	4
Wilson	0-0	0-0	0-0	0-0-0	0	0	1	0	0	0	5
TEAM				2-2-4							
Total	21-62	9-26	10-12	15-27-42	15	61	14	17	1	2	

Cincinnati (21-9, 11-6 BIG EAST)

Name	fg-a	3-a	ft-a	o-d-t	pf	tp	a	to	b	s	m
Gates	2-8	0-0	2-2	5-8-13	4	6	0	1	1	1	23
Wright	0-7	0-5	0-0	0-3-3	3	0	4	2	0	2	35
Dixon	7-16	1-7	6-7	0-0-0	2	21	2	3	0	4	37
Kilpatrick	4-12	1-7	0-1	1-1-2	0	9	4	1	0	2	36
Parker	10-18	2-4	6-8	2-5-7	3	28	2	0	0	0	35
Davis III	0-0	0-0	0-0	0-0-0	0	0	0	0	0	1	1
Jackson	3-3	0-0	0-0	2-2-4	2	6	0	0	7	1	13
Mbodj	1-1	0-0	0-0	1-1-2	0	2	0	0	1	0	10
Guyn	0-1	0-1	0-0	0-2-2	1	0	0	0	0	1	10
TEAM				0-3-3							
Total	27-66	4-24	14-18	11-25-36	15	72	12	7	9	13	

Score by Periods	1st	2nd	Total
Marquette	26	35	61
Cincinnati	42	30	72

FG%: MU 33.9, UC 40.9; 3FG%: MU 34.6, UC 16.7; FT%: MU 83.3, UC 77.8; Officials: Ed Corbett, Wally Rutecki, Gary Prager; Attendance: 11,316

GAME 31

Cincinnati.....72
at Villanova68
March 3, 2012 • Villanova, Pa.
(The Pavilion)

Four Bearcats scored in double figures led by Yancy Gates, who scored 16 points and nine rebounds and Dion Dixon, who netted 14 points and a trio of three-pointers as Cincinnati topped Villanova 72-68 in the regular-season finale for both teams.

Sean Kilpatrick had 13 points, JaQuon Parker added 11 points and Cashmere Wright contributed nine points, a career-high seven steals, six assists and five rebounds.

Maalik Wayns led Villanova with 26 points and five three-pointers.

UC used a 16-2 run midway through the first half to grab a 20-11 lead at 11:33. Gates scored 10 points and Kilpatrick added nine to give the Bearcats a 40-32 lead at intermission.

Villanova slowly chipped away at UC's lead and took a 53-52 lead on a three-point play by Maurice Sutton at 10:09.

But three-pointers by Kilpatrick and Parker inside five minutes left helped give UC some cushion. Free throws by Dixon and Parker with less than 30 seconds remaining helped seal the win.

Cincinnati (22-9, 12-6 BIG EAST)

Name	fg-a	3-a	ft-a	o-d-t	pf	tp	a	b	s	m
Jackson	3-6	0-0	0-1	1-0-1	5	6	0	2	0	17
Gates	7-9	0-0	2-4	5-4-9	4	16	2	0	0	34
Dixon	4-9	3-7	3-4	1-0-1	2	14	2	0	0	36
Kilpatrick	5-13	1-6	2-3	1-3-4	1	13	3	1	0	37
Parker	3-7	1-2	4-5	2-2-4	0	11	0	3	0	31
Davis	0-0	0-0	0-0	0-0-0	0	0	0	0	0	1
Wright	3-9	1-5	2-2	0-5-5	1	9	6	0	0	7 27
Mboudj	0-0	0-0	0-0	0-0-0	1	0	0	0	1	0 6
Guyn	0-0	0-0	0-0	0-0-0	0	0	1	0	0	1 5
Sanders	1-3	1-2	0-0	0-0-0	0	3	1	0	0	0 6
TEAM				2-4-6						
Total	26-56	7-22	13-19	12-18-30	14	72	15	6	1	8

Villanova (12-18, 5-13 BIG EAST)

Name	fg-a	3-a	ft-a	o-d-t	pf	tp	a	b	s	m
Yarou	6-11	0-0	4-6	3-4-7	1	16	1	0	1	0 32
Pinkston	2-4	1-3	0-0	0-1-1	5	5	4	3	0	0 32
Sutton	3-6	0-0	3-3	2-3-5	2	9	1	1	2	1 29
Wayns	9-16	5-9	3-3	0-1-1	2	26	5	2	0	1 40
Cheek	3-9	2-7	2-2	1-3-4	3	10	0	1	0	1 37
Johnson	0-0	0-0	0-0	0-0-0	0	0	1	0	0	0 3
Kennedy	1-2	0-0	0-0	1-4-5	1	2	1	3	1	0 13
Yacoubou	0-0	0-0	0-0	0-0-0	1	0	0	0	0	0 2
Bell	0-4	0-3	0-0	1-2-3	0	0	3	0	0	0 12
TEAM				2-3-5						
Total	24-52	8-22	12-14	10-21-31	15	68	16	10	4	3

Score by Periods	1st	2nd	Total
Cincinnati	40	32	72
Villanova	32	36	68

FG%: UC 46.4, VU 46.2; **3FG%:** UC 31.8, VU 36.4; **FT%:** UC 68.4, VU 85.7; **Officials:** Jim Burr, Jeff Anderson, Ray Natali
Attendance: 6,500

GAME 32

BIG EAST CHAMPIONSHIP-QUARTERFINALS

No. 13 Georgetown70
vs. Cincinnati (2 OT) 72
March 8, 2012 • New York, N.Y.
(Madison Square Garden)

Four Bearcats scored in double figures led by Yancy Gates, who scored 16 points and nine rebounds and Dion Dixon, who netted 14 points and a trio of three-pointers as Cincinnati topped Villanova 72-68 in the regular-season finale for both teams. Cashmere Wright's layup with six seconds left in double overtime gave Cincinnati a 72-70 victory over Georgetown on Thursday in the quarterfinals of the BIG EAST Championship.

Four Bearcats scored in double figures led by Yancy Gates, who scored a career-high 23 points on 10-of-19 shooting to go with eight rebounds and five steals. Dion Dixon added 13 points. Sean Kilpatrick contributed 12 points and Wright finished with 10 points, five steals and four assists.

UC trailed 49-38 with 9:11 left in the second half.

The game featured 18 lead changes and seven ties.

The Bearcats outscored the Hoyas 48-36 in the paint and 16-4 on fastbreak points.

Henry Sims led Georgetown with 22 points and 15 rebounds.

Georgetown (23-8)

Name	fg-a	3-a	ft-a	o-d-t	pf	tp	a	b	s	m
Thompson	4-13	1-4	1-2	3-5-8	1	10	1	3	2	0 45
Lubick	0-1	0-1	0-0	0-2-2	1	0	0	0	0	0 6
Sims	11-20	0-1	0-2	3-12-15	2	22	3	4	2	0 46
Clark	4-8	0-1	4-4	1-3-4	3	12	2	1	0	1 48
Porter	6-11	0-1	2-3	3-4-7	4	14	4	4	2	2 47
Whittington	1-2	0-1	0-0	1-0-1	2	2	0	2	2	0 24
Hopkins	0-1	0-0	0-0	0-0-0	1	0	1	0	0	0 3
Starks	4-6	1-1	0-2	0-3-3	1	9	2	0	0	1 29
Trawick	0-0	0-0	1-2	0-0-0	0	1	0	0	0	0 2
TEAM				1-4-5						
Totals	30-62	2-10	8-15	12-33-45	15	70	13	14	8	4

Cincinnati (23-9)

Name	fg-a	3-a	ft-a	o-d-t	pf	tp	a	b	s	m
Kilpatrick	4-10	1-6	3-3	1-3-4	4	12	0	2	1	2 40
Parker	4-10	1-4	0-0	3-7-10	3	9	3	1	0	0 46
Gates	10-19	0-1	3-4	3-5-8	3	23	1	0	0	3 46
Wright	5-11	0-3	0-1	1-2-3	1	10	4	1	0	5 40
Dixon	4-17	0-6	5-9	3-5-8	2	13	2	0	0	2 48
Jackson	1-3	0-0	3-4	3-0-3	1	5	2	3	1	0 21
Mboudj	0-1	0-0	0-0	0-0-0	0	0	0	0	0	0 4
Guyn	0-1	0-1	0-0	0-2-2	0	0	0	2	0	0 5
TEAM				3-0-3						1
Total	28-72	2-21	14-21	17-24-41	14	72	12	10	2	12

Score by Periods	1st	2nd	OT	2OT	Total
Georgetown	30	24	8	8	70
Cincinnati	24	30	8	10	72

FG%: GTOWN 48.4, UC 38.9; **3FG%:** GTOWN 20.0, UC 9.5;
FT%: GTOWN 53.3, UC 66.7; **Officials:** Jim Burr, Michael Stephens, Gene Steratore; **Attendance:** 20,057

GAME 33

BIG EAST CHAMPIONSHIP-SEMIFINALS

Cincinnati.....71
vs. No. 2 Syracuse68
March 9, 2012 • New York, N.Y.
(Madison Square Garden)

Four Bearcats scored in double figures led by 18 points apiece from Yancy Gates and Sean Kilpatrick as Cincinnati posted a 71-68 upset of tournament top-seed Syracuse on Friday in the semifinal round of the 2012 BIG EAST Championship.

The Bearcats never trailed in the game, building as much as a 17-point lead in the first half while making 8-of-10 three-pointers.

Gates scored 15 of his 18 points in the second half and Kilpatrick nailed a three-pointer from the corner at 1:04 to help give the Bearcats a 65-56 cushion.

Kilpatrick tied a career-high with six three-pointers to go with five steals and five assists. Cashmere Wright and Dion Dixon added 11 points each for UC.

Dion Waiters led all scorers, tallying 28 points and seven three-pointers for Syracuse which lost for only the second time all season.

Cincinnati (23-9)

Name	fg-a	3-a	ft-a	o-d-t	pf	tp	a	b	s	m
Gates	6-13	0-0	6-8	5-2-7	1	18	1	2	0	0 37
Wright	4-11	3-9	0-0	0-5-5	5	11	8	5	0	1 38
Dixon	5-8	1-3	0-1	0-3-3	2	11	1	1	1	3 37
Kilpatrick	6-10	6-9	0-0	1-2-3	1	18	5	3	0	5 38
Parker	2-8	0-1	5-7	2-6-8	1	9	0	1	0	2 31
Jackson	2-4	0-0	0-2	4-0-4	4	4	2	2	3	0 16
Mboudj	0-1	0-0	0-0	1-0-1	0	0	0	0	0	0 3
TEAM				4-1-5						
Total	25-55	10-22	11-18	17-19-36	14	71	17	14	4	11

Syracuse (31-2)

Name	fg-a	3-a	ft-a	o-d-t	pf	tp	a	b	s	m
Fair	1-3	0-0	0-0	5-6-11	3	2	1	1	0	1 22
Joseph	2-6	2-6	3-4	0-0-0	2	9	1	4	0	1 33
Melo	5-9	0-0	1-4	7-1-8	0	11	3	2	0	1 33
Jardine	2-3	2-3	0-0	0-3-3	5	6	2	5	0	1 26
Triche	4-13	1-5	0-2	2-0-2	1	9	4	2	0	2 27
Cartr-Williams	0-0	0-0	0-0	0-0-0	2	0	0	0	0	0 1
Waiters	8-16	7-10	5-6	0-2-2	2	28	4	1	1	2 32
Keita	0-0	0-0	0-0	0-0-0	0	0	0	0	0	0 1
Christmans	0-0	0-0	0-0	0-0-0	0	0	0	0	0	0 3
Southerland	1-7	1-5	0-0	0-6-6	1	3	0	0	3	1 23
TEAM				4-0-4						
Total	23-57	13-29	9-16	18-18-36	16	68	15	15	4	9

Score by Periods	1st	2nd	Total
Cincinnati	35	36	71
Syracuse	23	45	68

FG%: UC45.5, SU 40.4; **3FG%:** UC 45.5, SU 44.8; **FT%:** UC 61.1, VU 56.3; **Officials:** Karl Hess, Mike Roberts, John Gaffney
Attendance: 20,057

GAME 34

BIG EAST CHAMPIONSHIP - FINALS

Louisville 50
vs. Cincinnati 44

March 9, 2012 • New York, N.Y.
(Madison Square Garden)

Cashmere Wright scored 16 points but it was not enough as Cincinnati fell to rival Louisville in the BIG EAST Championship game, 50-44, in front of a sellout crowd at Madison Square Garden.

JaQuon Parker added 10 points, nearly helping the Bearcats, who were making their first appearance in the league final, climb out of a first-half hole marred by missed shots (7-of-29) and a season-low 14-point performance.

Trailing by 16 in the second half, 44-28 with 8:28 remaining, UC went on a 16-4 run to pull within four, 48-44 with 2:35 remaining. Wright scored nine points during that span while UC's defense forced seven missed UofL shots along with three turnovers.

UC's offense would go cold once again as the Bearcats did not score for the final 2:35, missing their final three shots of the contest. Wright and Yancy Gates, who finished the championship game with nine points and six rebounds, were named to the all-tournament team.

Tournament MVP Peyton Siva had 10 points and five assists for UofL. Chris Smith added 15 points, Kyle Kuric poured in 13 and Gorgui Dieng grabbed a game-high 10 rebounds for the Cardinals.

Louisville (26-9)

Name	fg-a	3-a	ft-a	o-d-t	pf	tp	a	to	b	s	m
Kuric	4-7	2-4	3-3	0-4-4	1	13	1	1	0	0	34
Behanan	1-7	0-0	1-1	0-8-8	0	3	0	0	1	0	26
Dieng	2-5	0-0	1-2	4-6-10	4	5	0	3	3	0	40
Siva	4-10	0-2	2-2	0-4-4	3	10	5	4	0	0	36
Smith	6-10	3-6	0-0	1-2-3	2	15	2	3	0	1	25
Smith	0-7	0-1	4-4	0-2-2	1	4	2	3	0	3	18
Swopshire	0-1	0-0	0-0	0-1-1	0	0	0	0	0	0	13
Justice	0-0	0-0	0-0	0-0-0	0	0	0	0	0	0	2
Blackshear	0-1	0-1	0-0	1-0-1	0	0	1	0	0	0	6
TEAM				3-1-4							
Total	17-48	5-14	11-12	9-28-37	11	50	11	14	4	4	

Cincinnati (24-10)

Name	fg-a	3-a	ft-a	o-d-t	pf	tp	a	to	b	s	m
Gates	4-10	0-1	1-1	2-4-6	2	9	0	1	0	0	36
Wright	7-12	2-4	0-0	1-1-2	2	16	2	5	0	2	30
Dixon	2-8	0-3	0-2	0-2-2	1	4	2	2	0	0	27
Kilpatrick	2-9	1-4	0-0	1-2-3	1	5	2	0	1	1	33
Parker	5-9	0-1	0-4	0-7-7	3	10	0	1	0	1	32
Jackson	0-2	0-0	0-0	0-4-4	3	0	0	2	6	1	28
Mbodj	0-0	0-0	0-0	1-0-1	1	0	0	0	0	0	4
Guyn	0-1	0-1	0-0	1-0-1	1	0	0	0	0	2	10
TEAM				0-2-2							
Total	20-51	3-14	1-7	6-22-28	14	44	6	11	7	7	

Score by Periods	1st	2nd	Total
Louisville	24	26	50
Cincinnati	14	30	44

FG%: UL 35.4, UC 39.2; 3FG%: UL 35.7, UC 21.4; FT%: UL 91.7, UC 14.3; Officials: Jim Burr, Michael Stephens, Brian O'Connell
Attendance: 20,057

GAME 35

NCAA CHAMPIONSHIP - SECOND ROUND

[11-seed] Texas 59
vs. [6-seed] Cincinnati 65

March 16, 2012 • Nashville, Tenn.
(Bridgestone Arena)

Yancy Gates led four players in double figures with a team-high 15 points as Cincinnati held on to defeat Texas 65-59 in second-round action in the East region of the NCAA Championship in Nashville.

Gates posted his 10th double-double of the season while JaQuon Parker added 13 points and six rebounds. Dion Dixon has 12 points while Cashmere Wright contributed 11 points, six rebounds and five assists.

Cincinnati scored 16 of the first 18 points of the game as Texas didn't earn its second basket of the game until 5:52 left in the half.

The Bearcats led 31-17 at the break and were up 38-19 at 16:03 before Texas stormed back. The Longhorns outscored UC 33-14 to tie the game at 52-52 with 3:44 remaining. However, the Bearcats scored the next six points on two baskets by Gates and a layup by Wright to claim victory.

J'Covan Brown led Texas with 19 points.

Texas (20-14)

Name	fg-a	3-a	ft-a	o-d-t	pf	tp	a	to	b	s	m
Lewis	5-9	2-4	2-2	0-2-2	2	14	0	1	1	1	35
Holmes	2-5	0-1	0-0	2-2-4	4	4	0	0	0	0	23
Kanbongo	0-6	0-4	2-2	1-1-2	2	2	2	2	0	4	36
Brown	6-15	3-7	4-4	1-4-5	0	19	6	5	0	0	40
Chapman	3-7	0-0	4-6	3-11-14	5	10	0	1	4	0	31
McClellan	4-11	2-4	0-0	0-2-2	2	10	3	2	0	1	26
Bond	0-4	0-0	0-0	2-2-4	0	0	0	0	0	0	9
TEAM				1-0-1							
Total	20-57	7-20	12-14	10-24-34	15	59	11	11	5	6	

Cincinnati (25-10)

Name	fg-a	3-a	ft-a	o-d-t	pf	tp	a	to	b	s	m
Wright	4-8	1-4	2-2	0-6-6	3	11	5	1	0	0	26
Dixon	4-9	0-3	4-6	2-1-3	4	12	1	3	0	0	30
Kilpatrick	3-7	1-3	1-2	0-4-4	0	8	6	0	1	2	38
Gates	7-12	0-0	1-4	2-8-10	1	15	1	1	3	1	31
Parker	6-15	1-5	0-0	2-4-6	2	13	3	2	0	0	34
Jackson	1-3	0-0	0-2	2-2-4	4	2	0	0	0	0	14
Mbodj	1-1	0-0	0-0	2-1-3	1	2	0	0	0	1	9
Guyn	0-1	0-0	0-0	0-0-0	0	0	0	0	0	0	7
Sanders	1-3	0-1	0-0	1-0-1	1	2	1	2	0	0	11
TEAM				1-2-3							
Total	27-59	3-16	8-16	12-28-40	16	65	17	9	4	4	

Score by Periods	1st	2nd	Total
Texas	17	42	59
Cincinnati	31	34	65

FG%: UT 35.1, UC 45.8; 3FG%: UT 35.0, UC 18.8; FT%: UT 85.7, UC 50.0; Officials: Joseph Derosa, Chris Rastatter, Wallace Rutecki
Attendance: 11,751

GAME 36

NCAA CHAMPIONSHIP - THIRD ROUND

[6-seed] Cincinnati 62
vs. [3-seed] Florida State 56

March 18, 2012 • Nashville, Tenn.
(Bridgestone Arena)

Sean Kilpatrick scored a game-high 18 points to lead three Bearcats in double figures as Cincinnati defeated Florida State 62-56 in the East region third round at Bridgestone Arena in Nashville. The victory sends the Bearcats to their first Sweet 16 since 2001.

UC's Dion Dixon scored 15 points. Yancy Gates netted 10 points. JaQuon Parker contributed nine points and a game-high 11 rebounds.

Florida State was led by Luke Loucks, who tallied 14 points.

The game featured 19 lead changes and 11 ties.

Kilpatrick hit back-to-back three-pointers to help UC take a 49-46 with 2:58 remaining. After Louck's gave Florida State a 50-49 lead on two free throws at 2:09, Gates tied the game at 50-50 on a Gates free throw at 1:40. Dixon stole an errant FSU pass while pressing after the in-bounds pass and dunked for a 52-50 advantage at 1:30 left. UC never surrendered the lead again.

The Bearcats made their last eight free throws to seal the win. UC was a season-best 19-of-23 from the foul line in the game.

UC also scored 19 points off 17 Florida State turnovers.

Cincinnati (26-10)

Name	fg-a	3-a	ft-a	o-d-t	pf	tp	a	to	b	s	m
Wright	2-10	0-4	1-2	0-5-5	2	5	6	2	0	5	33
Dixon	5-14	1-4	4-4	2-0-2	0	15	1	3	1	3	34
Kilpatrick	5-9	4-6	4-4	0-6-6	2	18	0	2	0	2	37
Gates	3-7	0-0	4-5	1-4-5	4	10	0	2	1	1	31
Parker	2-8	0-1	5-6	5-6-11	3	9	4	1	0	0	30
Jackson	1-1	0-0	1-2	0-0-0	4	3	1	1	2	1	15
Mbodj	0-0	0-0	0-0	0-0-0	2	0	0	1	0	0	9
Guyn	0-0	0-0	0-0	0-0-0	1	0	1	1	0	1	6
Sanders	1-1	0-0	0-0	0-1-1	0	2	0	1	1	0	5
TEAM				2-1-3							
Total	19-50	5-15	19-23	10-23-33	18	62	13	15	513		

Florida State (24-10)

Name	fg-a	3-a	ft-a	o-d-t	pf	tp	a	to	b	s	m
Gibson	2-4	0-0	0-0	1-1-2	1	4	1	2	3	0	16
Loucks	3-5	2-3	6-6	0-2-2	3	14	4	4	0	0	29
Dulkys	3-4	1-2	1-2	1-2-3	4	8	3	2	0	3	33
James	6-13	0-0	0-1	1-4-5	3	12	0	4	3	0	32
Snaer	4-11	3-9	0-0	0-1-1	2	11	1	0	0	0	28
White	0-5	0-1	3-4	2-5-7	4	3	0	2	0	0	27
Peterson	1-3	0-1	2-2	1-1-2	1	4	1	0	0	1	11
Miller	0-4	0-1	0-0	2-3-5	0	0	1	0	0	0	18
Kreft	0-1	0-0	0-0	0-1-1	2	0	0	3	2	1	6
TEAM				2-1-3							
Total	19-50	6-17	12-15	10-21-31	20	56	11	17	8	5	

Score by Periods	1st	2nd	Total
Cincinnati	25	37	62
Florida State	26	30	56

FG%: UC 38.0, FSU 38.0; 3FG%: UC 33.3, FSU 35.3; FT%: UC 82.6, FSU 80.0; Officials: Joseph Derosa, Bryan Kersey, Terry Oglesby;
Attendance: 11,033

GAME 37

NCAA CHAMPIONSHIP - REGIONAL SEMIFINAL

[6-seed] Cincinnati 66

vs. [2-seed] Ohio State 81

March 22, 2012 • Boston, Mass.

(TD Garden)

Cashmere Wright scored a team-high 18 points with four three-pointers but Cincinnati saw its season end with an 81-66 setback to Ohio State in the East region semifinal at TD Garden in Boston.

Sean Kilpatrick scored 15 points with a trio of three-pointers while JaQuon Parker poured in 10 points with six rebounds and Justin Jackson added eight points, six rebounds and four blocks.

Ohio State was led by DeShaun Thomas' game-high 26 points while Jared Sullinger contributed a double-double with 23 points and 11 rebounds.

The Bearcats committed nine first-half turnovers and trailed 37-25 at intermission. However, UC stormed back early in the second half, grabbing a 52-48 advantage on a three-point play by Yancy Gates with 11:34 remaining. Kilpatrick scored eight points and Wright contributed seven points during the run.

However, the Buckeyes responded with a 17-1 run to take control at 65-53 with 5:55 left.

The Bearcats committed 18 turnovers, the third most in a game this season.

Cincinnati (26-11)

Name	fg-a	3-a	ft-a	o-d-t	pf	tp	a	to	b	s	m
Gates	3-7	0-0	1-1	0-5-5	3	7	0	1	1	2	29
Wright	6-12	4-6	2-2	1-3-4	5	18	3	3	0	0	34
Dixon	3-10	1-5	1-2	1-1-2	3	8	1	2	0	1	38
Kilpatrick	6-12	3-8	0-0	0-1-1	2	15	2	3	0	0	36
Parker	4-10	1-4	1-3	2-4-6	2	10	2	3	0	1	32
Davis	0-0	0-0	0-0	0-0-0	0	0	0	0	0	0	2
Jackson	4-5	0-0	0-0	3-3-6	5	8	0	4	4	0	20
Mbodj	0-0	0-0	0-0	0-2-2	0	0	0	1	0	0	5
Guyn	0-0	0-0	0-0	0-0-0	1	0	0	1	0	1	2
Sanders	0-0	0-0	0-0	0-0-0	0	0	0	0	0	0	2
TEAM				1-2-3							
Total	26-56	9-23	5-8	8-21-29	21	66	8	18	5	5	


Ohio State (30-7)

Name	fg-a	3-a	ft-a	o-d-t	pf	tp	a	to	b	s	m
Sullinger	7-13	0-2	9-10	5-6-11	3	23	3	1	0	1	37
Thomas	9-16	3-5	3-4	3-3-6	2	24	0	1	1	0	39
Craft	2-7	1-4	6-10	0-4-4	1	11	5	4	0	6	39
Smith	7-8	3-4	0-0	1-5-6	1	17	2	0	0	2	35
Buford	1-8	1-2	1-2	2-3-5	4	4	1	4	0	3	30
Scott	1-4	0-0	0-1	0-1-1	0	2	3	1	0	1	16
Thompson	0-0	0-0	0-0	0-0-0	0	0	0	0	0	0	2
Ravenel	0-0	0-0	0-0	0-0-0	0	0	0	0	0	0	2
TEAM				1-1-2							
Total	27-56	8-17	19-27	12-23-35	11	81	14	11	113		

Score by Periods	1st	2nd	Total
Cincinnati	25	41	66
Ohio State	37	44	81

FG%: UC 46.4, OSU 48.2; **3FG%:** UC 39.1, OSU 47.1; **FT%:** UC 62.5, OSU 70.4; **Officials:** Jamie Luckie, Mike Eades, Michael Irving;

Attendance: 18,796



JEREMIAH DAVIS III

FR • GUARD • 6-3 • 200

MUNCIE, IND.

HUNTINGTON PREP (W. VA.)

0

2011-12 Season (Freshman): Played in 27 games without a start, averaging 7.9 minutes ... scored in double figures in three games ... made at least three three-pointers in two games ... saw action in every BIG EAST regular-season game ... scored a season-high 13 points with a trio of three-pointers and three rebounds in 15 minutes against Arkansas-Pine Bluff (12/21) ... tallied 11 points with three three-pointers and three rebounds against Chicago State (12/23) ... recorded his highest-scoring BIG EAST game against Notre Dame, posting 10 points with two three-pointers ... hit a three-pointer with nine seconds remaining to tie the game against St. John's (1/7) ... tallied eight points with two assists at St. John's (2/4) ... registered eight points with two assists and two steals against Radford (12/17).

DAVIS' SEASON & CAREER HIGHS

Season		Career
13 vs. Arkansas-Pine Bluff, 12/21/11	Points	13 vs. Arkansas-Pine Bluff, 12/21/11
3, 2x (last vs. Chicago State, 12/23/11)	3-Pointers Made	3, 2x (last vs. Chicago State, 12/23/11)
3, 2x (last vs. Chicago State, 12/23/11)	Rebounds	3, 2x (last vs. Chicago State, 12/23/11)
2, 2x (last vs. DePaul, 2/4/12)	Assists	2, 2x (last vs. DePaul, 2/4/12)
2 vs. Radford, 12/17/11	Steals	1 vs. Northwestern State, 11/21/11
1 vs. Louisville, 2/23/12	Blocks	1 vs. Louisville, 2/23/12
19 vs. Chicago State, 12/23/11	Minutes	19 vs. Chicago State, 12/23/11

DAVIS' MISCELLANEOUS STATISTICS

Category	2011-12	Career
Double-Figure Scoring Games	3	3
Double-Figure Rebounding Games	0	0
Double-Double Games	0	0
20-Point Scoring Games	0	0
Games Led UC in Scoring	0	0
Games Led UC in Rebounding	0	0
Games Led UC in Assists	0	0
Games With 3+ Assists	0	0
Games With 3+ Blocks	0	0
Games With 3+ Steals	0	0
Games With 3+ Three-Pointers	2	2

2011-12 GAME-BY-GAME STATISTICS

Opponent	Date	gs	min	Total		3-Pointers		Free throws		Rebounds											
				fg-fga	pct	3fg-fga	pct	ft-fra	pct	off	def	tot	avg	pf	a	to	blk	stl	pts	avg	
ALABAMA STATE	11/13/11	11	0-1	.000	0-1	.000	0-0	.000	0-0	.000	0	2	2	2.0	0	1	4	0	0	0	0.0
NORTHWESTERN STATE	11/21/11	6	0-1	.000	0-1	.000	0-0	.000	0-0	.000	0	2	2	2.0	2	1	1	0	1	0	0.0
MIAMI (OHIO)	11/29/11	2	0-0	.000	0-0	.000	0-0	.000	0-0	.000	0	1	1	1.7	1	0	0	0	0	0	0.0
at Wright State	12/14/11	11	0-2	.000	0-2	.000	0-0	.000	0-0	.000	0	0	0	1.3	2	0	0	0	0	0	0.0
RADFORD	12/17/11	18	3-8	.375	0-1	.000	2-2	1.000	1	0	1	1.2	2	2	2	2	0	2	8	1.6	
ARKANSAS-PINE BLUFF	12/21/11	15	5-7	.714	3-4	.750	0-0	.000	1	2	3	1.5	0	1	1	0	1	13	3.5		
CHICAGO STATE	12/23/11	19	4-8	.500	3-5	.600	0-0	.000	1	2	3	1.7	0	1	2	0	1	11	4.6		
vs Oklahoma	12/29/11	3	0-0	.000	0-0	.000	0-0	.000	0	1	1	1.6	0	0	0	0	0	1	0	4.0	
at Pittsburgh	01/01/12	8	0-1	.000	0-0	.000	0-0	.000	0	0	0	1.4	2	0	0	0	0	1	0	3.6	
NOTRE DAME	01/04/12	15	4-6	.667	2-3	.667	0-2	.000	0	0	0	1.3	0	0	0	0	0	0	10	4.2	
ST. JOHN'S	01/07/12	8	1-6	.167	1-3	.333	0-0	.000	0	1	1	1.3	0	1	1	0	0	0	3	4.1	
at Georgetown	01/09/12	12	0-0	.000	0-0	.000	0-0	.000	0	1	1	1.3	0	0	0	0	0	0	0	3.8	
VILLANOVA	01/14/12	13	1-4	.250	0-2	.000	2-2	1.000	1	1	2	1.3	0	1	0	0	0	0	4	3.8	
at Connecticut	1/18/12	8	2-3	.667	0-1	.000	0-0	.000	1	0	1	1.3	1	0	1	0	1	4	3.8		
at West Virginia	1/21/12	11	1-3	.333	0-1	.000	0-1	.000	0	2	2	1.3	2	1	0	0	0	0	2	3.7	
SYRACUSE	01/23/12	5	0-3	.000	0-2	.000	0-0	.000	0	0	0	1.3	0	0	1	0	0	0	0	3.4	
at Rutgers	01/28/12	1	0-0	.000	0-0	.000	0-0	.000	0	0	0	1.2	0	0	0	0	0	0	0	3.2	
DEPAUL	02/04/12	11	0-2	.000	0-1	.000	0-2	.000	0	2	2	1.2	0	2	1	0	1	0	1	3.1	
at St. John's	2/8/12	12	3-5	.600	2-2	1.000	0-0	.000	0	0	0	1.2	3	1	1	0	1	8	3.3		
at Marquette	2/11/12	5	0-3	.000	0-1	.000	0-0	.000	0	0	0	1.1	2	1	1	0	1	0	0	3.2	
PROVIDENCE	2/15/12	5	2-3	.667	1-1	1.000	0-0	.000	0	1	1	1.1	1	1	0	0	0	1	5	3.2	
SETON HALL	02/18/12	3	0-0	.000	0-0	.000	0-0	.000	0	1	1	1.1	1	0	0	0	0	0	0	3.1	
LOUISVILLE	02/23/12	5	0-0	.000	0-0	.000	0-0	.000	0	0	0	1.0	1	0	0	1	0	0	0	3.0	
at USF	2/26/12	2	0-0	.000	0-0	.000	0-0	.000	0	1	1	1.0	0	0	0	0	0	0	0	2.8	
MARQUETTE	02/29/12	1	0-0	.000	0-0	.000	0-0	.000	0	0	0	1.0	0	0	0	0	0	1	0	2.7	
at Villanova	03/03/12	1	0-0	.000	0-0	.000	0-0	.000	0	0	0	1.0	0	0	0	0	0	0	0	2.6	
vs Ohio State	3/22/12	2	0-0	.000	0-0	.000	0-0	.000	0	0	0	0.9	0	0	0	0	0	0	0	2.5	
Totals		0	213	26.66	.394	12.31	.387	4.9	.444	5	20	25	0.9	20	14	16	1	13	68	2.5	

Games played: 27

Minutes/game: 7.9

Points/game: 2.5

FG Pct: 39.4

3FG Pct: 38.7

FT Pct: 44.4

Rebounds/game: 0.9

Assists/game: 0.5

Turnovers/game: 0.6

Assist/turnover ratio: 0.9

Steals/game: 0.5

Blocks/game: 0.0

DAVIS' CAREER STATISTICS - ALL GAMES

			Total		3-Point		F-Throws		Rebounds												Scoring	
Season	gp-gs	min/avg	fg-fga	pct	fg-fga	pct	ft-fa	pct	off	def	tot	avg	pf	fo	ast	to	blk	stl	pts	avg		
2011-12	27-0	213/7.9	26-66	.394	12-31	.387	4-9	.444	5	20	25	0.9	20	0	14	16	1	13	68	2.5		
TOTAL	27-0	213/7.9	26-66	.394	12-31	.387	4-9	.444	5	20	25	0.9	20	0	14	16	1	13	68	2.5		



CASHMERE WRIGHT

JR • GUARD • 6-0 • 175

SAVANNAH, GA.

URBAN CHRISTIAN ACADEMY

1

2012 BIG EAST Championship All-Tournament Team

UC single-season steals leader (74 in 2011-12)

BIG EAST Weekly Honor Roll (12/19/11)

BIG EAST Rookie of the Week (2/1/10)

2011-12 Season (Junior): Played in 37 games with 36 starts, averaging 31.2 minutes ... set the single-season record for steals with 74, ranking fourth in the BIG EAST and 35th in the nation with 2.00 steals per game ... ranked among BIG EAST leaders in assist-to-turnover ratio (seventh at 2.04-to-1) and assists (11th at 4.57 per game) ... led UC in assists in 29 games ... led UC in scoring in seven games ... reached double figures in scoring in 20 games ... posted four 20-point efforts ... poured in a team-high 18 points on 6-of-10 shooting with four three-pointers against Ohio State (3/22) in the NCAA tournament east region semifinal ... scored a game-high 16 points along with two steals vs. Louisville (3/10) in the BIG EAST Championship title game ... recorded 11 points, eight assists and five rebounds vs. Syracuse (3/9) in the BIG EAST Championship semifinal ... hit game-winning layup with six seconds remaining in double overtime to give UC a 72-70 win over Georgetown (3/8) in the quarterfinals of the BIG EAST Championship ... tallied nine points, five rebounds, six assists, no turnovers and a career-high seven steals at Villanova (3/3) ... tied a career-high with six three-pointers en route to a game-high 22 points with five rebounds and five assists against Louisville (2/23) ... recorded his lone double-double of the season with 12 points and a career-high 10 rebounds to go with four steals at St. John's (2/8) ... totaled a game-high 17 points with four assists and four rebounds vs. Syracuse (1/23) ... scored game-winning basket on a reverse layup with 8.8 seconds left against Oklahoma (12/29) ... netted a career-high six three-pointers and scored game-high 20 points with five assists vs. Arkansas-Pine Bluff (12/21) ... recorded career-high 25 points, with game-high six assists and two steals vs. Radford (12/17) ... scored game-high 23 points with four assists, two steals and six rebounds vs. Jacksonville State (11/15).

WRIGHT'S SEASON & CAREER HIGHS

Season		Career
25 vs. Radford, 12/17/11	Points	25 vs. Radford, 12/17/11
6, 2x (last vs. Louisville, 2/23/12)	3-Pointers Made	6, 2x (last vs. Louisville, 2/23/12)
10 at St. John's, 2/8/12	Rebounds	10 at St. John's, 2/8/12
10 vs. Marshall, 11/25/11	Assists	11 at Providence, 2/19/11
7 at Villanova, 3/3/12	Steals	7 at Villanova, 3/3/12
1, 2x (last at West Virginia, 1/21/12)	Blocks	2 at Miami (Ohio), 12/21/10
40 vs. Georgetown, 3/8/12	Minutes	40 vs. Georgetown, 3/8/12

WRIGHT'S MISCELLANEOUS STATISTICS

Category	2011-12	Career
Double-Figure Scoring Games	20	41
Double-Figure Rebounding Games	1	1
Double-Double Games	1	2
20-Point Scoring Games	4	7
Games Led UC in Scoring	7	15
Games Led UC in Rebounding	1	1
Games Led UC in Assists	29	63
Games With 3+ Assists	30	69
Games With 3+ Blocks	0	0
Games With 3+ Steals	9	17
Games With 3+ Three-Pointers	10	14

2011-12 GAME-BY-GAME STATISTICS


Opponent	Date	gs	min	Total		3-Points		Free throws		Rebounds											
				fg-fga	pct	3fg-fga	pct	ft-fa	pct	off	def	tot	avg	pf	a	to	blk	stl	pts	avg	
ALABAMA STATE	11/13/11	*	25	4-7	.571	2-5	.400	0-0	.000	0	3	3	3.0	1	3	4	0	0	10	10.0	
JACKSONVILLE STATE	11/15/11	*	33	9-14	.643	2-3	.667	3-4	.750	0	6	6	4.5	3	4	5	0	2	23	16.5	
PRESBYTERIAN	11/19/11	*	37	1-8	.125	0-5	.000	0-0	.000	1	1	2	3.7	2	2	3	0	1	2	11.7	
NORTHWESTERN STATE	11/21/11	*	27	4-5	.800	1-2	.500	0-0	.000	1	2	3	3.5	1	2	5	0	1	9	11.0	
MARSHALL	11/25/11	*	37	2-10	.200	0-1	.000	3-4	.750	1	1	2	3.2	3	10	0	1	4	7	10.2	
MIAMI (OHIO)	11/29/11	*	35	4-8	.500	1-3	.333	0-1	.000	0	0	0	2.7	0	7	2	0	2	9	10.0	
at Georgia	12/02/11	*	33	2-6	.333	1-2	.500	0-0	.000	1	6	7	3.3	1	5	4	0	2	5	9.3	
at Xavier	12/10/11	*	30	1-8	.125	0-3	.000	2-2	1.000	1	4	5	3.5	5	2	2	0	0	4	8.6	
at Wright State	12/14/11	*	37	5-10	.500	2-7	.286	0-2	.000	0	4	4	3.6	2	8	3	0	0	12	9.0	
RADFORD	12/17/11	*	27	10-16	.625	4-9	.444	1-2	.500	0	5	5	3.7	1	6	0	0	2	25	10.6	
ARKANSAS-PINE BLUFF	12/21/11	*	26	6-12	.500	6-10	.600	2-2	1.000	0	3	3	3.6	1	5	0	0	1	20	11.5	
CHICAGO STATE	12/23/11	*	23	5-7	.714	4-5	.800	0-0	.000	0	3	3	3.6	1	7	1	0	1	14	11.7	
vs Oklahoma	12/29/11	*	34	3-14	.214	0-4	.000	2-3	.667	0	2	2	3.5	2	5	1	0	2	8	11.4	
vs Pittsburgh	01/01/12	*	33	3-10	.300	1-5	.200	0-0	.000	1	0	1	3.3	1	7	1	0	4	7	11.1	
NOTRE DAME	01/04/12	*	27	4-9	.444	0-2	.000	1-3	.333	0	2	2	3.2	3	5	1	0	5	9	10.9	
ST. JOHN'S	01/07/12	*	26	3-11	.273	2-6	.333	0-0	.000	3	1	4	3.3	2	0	2	0	0	8	10.8	
at Georgetown	01/09/12	*	26	0-6	.000	0-1	.000	2-2	1.000	0	3	3	3.2	4	4	3	0	1	2	10.2	
VILLANOVA	01/14/12	*	36	2-14	.143	2-6	.333	5-8	.625	0	6	6	3.4	4	5	2	0	6	11	10.3	
at Connecticut	1/18/12	*	29	5-6	.833	3-4	.750	0-0	.000	1	0	1	3.3	2	5	4	0	1	13	10.4	
at West Virginia	1/21/12	*	39	6-14	.429	3-5	.600	2-2	1.000	2	5	7	3.5	1	4	2	1	2	17	10.8	
SYRACUSE	01/23/12	*	32	6-13	.462	5-9	.556	0-0	.000	2	2	4	3.5	2	4	2	0	0	17	11.0	
at Rutgers	01/28/12	*	34	1-7	.143	1-2	.500	0-0	.000	1	3	4	3.5	4	6	2	0	1	3	10.7	
DEPAUL	02/04/12	*	26	4-13	.308	1-4	.250	2-2	1.000	0	2	2	3.4	3	4	0	0	3	11	10.7	
at St. John's	2/8/12	*	27	6-9	.667	0-2	.000	0-1	.000	3	7	10	3.7	1	3	4	0	4	12	10.8	
at Marquette	2/11/12	*	34	4-11	.364	1-4	.250	5-6	.833	1	2	3	3.7	2	5	4	0	2	14	10.9	
PROVIDENCE	2/15/12	*	29	3-6	.500	0-2	.000	3-7	.429	3	2	5	3.7	1	5	1	0	2	9	10.8	
SETON HALL	02/18/12	*	28	4-6	.667	3-4	.750	2-2	1.000	1	1	2	3.7	2	0	4	0	1	13	10.9	
LOUISVILLE	02/23/12	*	32	8-19	.421	6-13	.462	0-1	.000	2	3	5	3.7	2	5	1	0	1	22	11.3	
at USF	2/26/12	*	31	3-5	.600	1-2	.500	0-0	.000	0	3	3	3.7	2	3	1	0	1	7	11.1	
MARQUETTE	02/29/12	*	35	0-7	.000	0-5	.000	0-0	.000	0	3	3	3.7	3	4	2	0	2	0	10.8	
at Villanova	03/03/12	*	27	3-9	.333	1-5	.200	2-2	1.000	0	5	5	3.7	1	6	0	0	7	9	10.7	
vs GEORGETOWN	3/8/12	*	40	5-11	.455	0-3	.000	0-1	.000	1	2	3	3.7	1	4	1	0	5	10	10.7	
vs Syracuse	3/9/12	*	38	4-11	.364	3-9	.333	0-0	.000	0	5	5	3.7	5	8	5	0	1	11	10.7	
vs Louisville	3/10/12	*	30	7-12	.583	2-4	.500	0-0	.000	1	1	2	3.7	2	2	5	0	2	16	10.9	
vs Texas	3/16/12	*	26	4-8	.500	1-4	.250	2-2	1.000	0	6	6	3.7	3	5	1	0	0	11	10.9	
vs Florida State	3/18/12	*	33	2-10	.200	0-4	.000	1-2	.500	0	5	5	3.8	2	6	2	0	5	5	10.7	
vs Ohio State	3/22/12	*	34	6-12	.500	4-6	.667	2-2	1.000	1	3	4	3.8	5	3	3	0	0	18	10.9	
Totals			36	1156	149-364	.409	63-170	.371	42-63	.667	28	112	140	3.8	81	169	83	2	74	403	10.9

Games played: 37
Minutes/game: 31.2
Points/game: 10.9
FG Pct: 40.9
3FG Pct: 37.1
FT Pct: 66.7

Rebounds/game: 3.8
Assists/game: 4.6
Turnovers/game: 2.2
Assist/turnover ratio: 2.0
Steals/game: 2.0
Blocks/game: 0.1

WRIGHT'S CAREER STATISTICS - ALL GAMES

Season	gp-gs	min/avg	Total fg-fga	pct	3-Point fg-fga	pct	F-Throws ft-fa	pct	Rebounds off	def	tot	avg	pf	fo	ast	to	blk	stl	pts	avg
2009-10	34-11	628/18.5	64-180	.356	18-70	.257	38-64	.594	19	49	68	2.0	62	0	69	52	0	25	184	5.4
2010-11	35-34	889/25.4	98-236	.415	32-91	.352	84-113	.743	10	71	81	2.3	66	0	138	73	2	47	312	8.9
2011-12	37-36	1156/31.2	149-364	.409	63-170	.371	42-63	.667	28	112	140	3.8	81	3	169	83	2	74	403	10.9
TOTAL	106-81	2673/25.2	311-780	.399	113-331	.341	164-240	.683	57	232	289	2.7	209	3	376	208	4	146	899	8.5



OCTAVIUS ELLIS

FR • FORWARD • 6-9 • 200

MEMPHIS, TENN.

WHITEHAVEN

2

2011-12 Season (Freshman): Played three games without a start, averaging 8.3 minutes ... sat out vast majority of season after suffering an injury to his right hand ... scored six points with two blocks, two rebounds and a steal against Alabama State (11/13) in the season opener ... grabbed three rebounds against Northwestern State (11/21).

ELLIS' SEASON & CAREER HIGHS

Season	Career
6 vs. Alabama State, 11/13/11	Points 6 vs. Alabama State, 11/13/11
--	3-Pointers Made --
3 vs. Northwestern State, 11/21/11	Rebounds 3 vs. Northwestern State, 11/21/11
1 vs. Jacksonville State, 11/15/11	Assists 1 vs. Jacksonville State, 11/15/11
1, 2x (last vs. Jacksonville State, 11/15/11)	Steals 1, 2x (last vs. Jacksonville State, 11/15/11)
2 vs. Alabama State, 11/13/11	Blocks 2 vs. Alabama State, 11/13/11
11 vs. Alabama State, 11/13/11	Minutes 11 vs. Alabama State, 11/13/11

ELLIS' MISCELLANEOUS STATISTICS

Category	2011-12	Career
Double-Figure Scoring Games	0	0
Double-Figure Rebounding Games	0	0
Double-Double Games	0	0
20-Point Scoring Games	0	0
Games Led UC in Scoring	0	0
Games Led UC in Rebounding	0	0
Games Led UC in Assists	0	0
Games With 3+ Assists	0	0
Games With 3+ Blocks	0	0
Games With 3+ Steals	0	0
Games With 3+ Three-Pointers	0	0

2011-12 GAME-BY-GAME STATISTICS

#02 ELLIS, Octavius


Opponent	Date	gs	min	Total		3-Pointers		Free throws		Rebounds				pf	a	t/o	blk	stl	pts	avg
				fg-fga	pct	3fg-fga	pct	ft-fa	pct	off	def	tot	avg							
ALABAMA STATE	11/13/11	11	2-2	1,000	0-0	.000	2-2	1,000	1	1	2	2.0	0	0	0	2	1	6	6.0	
JACKSONVILLE STATE	11/15/11	5	0-1	.000	0-0	.000	0-0	.000	0	0	0	1.0	0	1	0	0	0	1	3.0	
NORTHWESTERN STATE	11/21/11	9	0-2	.000	0-0	.000	1-2	.500	0	3	3	1.7	1	0	3	0	0	1	2.3	
Totals		0	25	2-5	.400	0-0	.000	3-4	.750	1	4	5	1.7	1	1	3	2	7	2.3	

Games played: 3
Minutes/game: 8.3
Points/game: 2.3
FG Pct: 40.0
FT Pct: 75.0

Rebounds/game: 1.7
Assists/game: 0.3
Turnovers/game: 1.0
Assist/turnover ratio: 0.3
Steals/game: 0.7
Blocks/game: 0.7

ELLIS' CAREER STATISTICS - ALL GAMES

			Total		3-Point		F-Throws		Rebounds											Scoring	
Season	gp-gs	min/avg	fg-fga	pct	fg-fga	pct	ft-fa	pct	off	def	tot	avg	pf	fo	ast	to	blk	stl	pts	avg	
2011-12	3-0	25/8.3	2-5	.400	0-0	.000	3-4	.750	1	4	5	1.7	1	0	1	3	2	2	7	2.3	
TOTAL	3-0	25/8.3	2-5	.400	0-0	.000	3-4	.750	1	4	5	1.7	1	0	1	3	2	2	7	2.3	



DION DIXON

SR • GUARD • 6-3 • 195
CHICAGO, ILL.
CRANE TECHNICAL PREP

3

Pronunciation: DEE-on Dixon

Member of 1,000-point club (22nd place – 1,281 points)

Ranks first at UC with 137 career games played

BIG EAST Player of the Week (1/16/12)

BIG EAST Weekly Honor Roll (2/20/12)

2011-12 Season (Senior): Started all 37 games played, averaging 34.2 minutes ... ranked second on the team and 22nd in the BIG EAST averaging 13.0 points ... ranks first in school history having played in 137 career games ... finished career with 1,281 points, ranking 22nd in school history ... tallied 481 points, fourth-most in a season during the Mick Cronin era ... posted 30 double-digit scoring games ... registered five games with 20 or more points ... ranked second on the team in steals (60) and third in assists (76) ... made a team-high 116 free throws ... scored a season-high 22 points in back-to-back games against Georgetown (1/9) and Villanova (1/14) to earn BIG EAST Player of the Week accolades ... named to the BIG EAST Weekly Honor Roll after scoring a game-high 20 points against Seton Hall (2/18) ... recorded a steal and dunk with 1:30 remaining, finishing with 15 points, to help spur UC to a 62-56 win over Florida State (3/18) in the third round of the NCAA Tournament ... posted 21 points and tied a career-high with five steals against Marquette(2/29) ... scored a game-high 18 points against Notre Dame (1/4) ... scored 19 points with three steals at Georgia (12/2).

DIXON'S SEASON & CAREER HIGHS

Season		Career
22, 2x (last vs. Villanova, 1/14/12)	Points	23 at Miami (Ohio), 12/21/2010
4, 3x (last vs. Villanova, 1/14/12)	3-Pointers Made	6 at Syracuse, 1/15/11
10 vs. Presbyterian, 11/19/11	Rebounds	10 vs. Presbyterian, 11/19/11
9 at West Virginia, 1/21/12	Assists	9 at West Virginia, 1/21/12
4, 4x (last vs. Marquette, 2/29/12)	Steals	4, 4x (last vs. Marquette, 2/29/12)
3, 2x (last vs. Louisville, 2/23/12)	Blocked Shots	3, 2x (last vs. Louisville, 2/23/12)
48 vs. Georgetown, 3/8/12	Minutes	48 vs. Georgetown, 3/8/12

DIXON'S MISCELLANEOUS STATISTICS

Category	2011-12	Career
Double-Figure Scoring Games	30	69
Double-Figure Rebounding Games	1	3
Double-Double Games	0	1
20-Point Scoring Games	5	8
Games Led UC in Scoring	7	18
Games Led UC in Rebounding	2	6
Games Led UC in Assists	8	20
Games With 3+ Assists	7	27
Games With 3+ Blocks	2	2
Games With 3+ Steals	7	13
Games With 3+ Three-Pointers	5	19

2011-12 GAME-BY-GAME STATISTICS

#03 DIXON, Dion


Opponent	Date	gs	min	Total		3-Pointers		Free throws		Rebounds											
				fg-fga	pct	3fg-fga	pct	ft-fa	pct	off	def	tot	avg	pf	a	t/o	blk	stl	pts	avg	
ALABAMA STATE	11/13/11	*	28	5-12	.417	1-3	.333	3-4	.750	2	0	2	2.0	0	2	2	1	1	14	14.0	
JACKSONVILLE STATE	11/15/11	*	40	7-16	.438	4-8	.500	2-2	1.000	3	6	9	5.5	0	0	5	2	1	20	17.0	
PRESBYTERIAN	11/19/11	*	35	3-12	.250	1-6	.167	0-0	.000	6	4	10	7.0	2	2	2	0	0	7	13.7	
NORTHWESTERN STATE	11/21/11	*	25	2-6	.333	0-2	.000	8-10	.800	2	1	3	6.0	0	1	3	0	2	12	13.3	
MARSHALL	11/25/11	*	41	4-9	.444	1-4	.250	3-7	.429	2	2	4	5.6	2	2	1	0	2	12	13.0	
MIAMI (OHIO)	11/29/11	*	28	3-8	.375	2-5	.400	2-3	.667	1	1	2	5.0	2	1	2	0	1	10	12.5	
at Georgia	12/02/11	*	33	6-11	.545	4-6	.667	3-6	.500	2	2	4	4.9	3	1	2	0	3	19	13.4	
at Xavier	12/10/11	*	37	4-16	.250	0-4	.000	6-6	1.000	1	1	2	4.5	1	4	2	0	1	14	13.5	
at Wright State	12/14/11	*	36	3-7	.429	1-5	.200	3-7	.429	0	1	1	4.1	0	1	3	0	2	10	13.1	
RADFORD	12/17/11	*	23	5-7	.714	1-2	.500	4-6	.667	1	2	3	4.0	0	3	3	1	1	15	13.3	
ARKANSAS-PINE BLUFF	12/21/11	*	29	5-11	.455	0-3	.000	6-11	.545	4	2	6	4.2	1	5	2	0	4	16	13.5	
CHICAGO STATE	12/23/11	*	28	5-14	.357	1-6	.167	0-0	.000	0	1	1	3.9	1	1	1	0	1	11	13.3	
vs Oklahoma	12/29/11	*	35	5-13	.385	2-8	.250	6-7	.857	3	2	5	4.0	0	2	2	0	1	18	13.7	
at Pittsburgh	01/01/12	*	34	6-14	.429	1-3	.333	0-0	.000	3	2	5	4.1	2	0	2	1	1	13	13.6	
NOTRE DAME	01/04/12	*	35	5-13	.385	1-7	.143	7-7	1.000	1	2	3	4.0	1	3	1	0	2	18	13.9	
ST. JOHN'S	01/07/12	*	27	0-8	.000	0-5	.000	0-0	.000	2	2	4	4.0	0	4	0	0	4	0	13.1	
at Georgetown	01/09/12	*	39	8-15	.533	1-5	.200	5-6	.833	1	1	2	3.9	1	2	2	0	4	22	13.6	
VILLANOVA	01/14/12	*	34	7-19	.368	4-7	.571	4-6	.667	2	1	3	3.8	0	3	0	0	1	22	14.1	
at Connecticut	1/18/12	*	38	4-17	.235	2-8	.250	2-4	.500	1	1	2	3.7	0	2	0	0	0	12	13.9	
at West Virginia	1/21/12	*	43	5-18	.278	2-9	.222	0-0	.000	2	1	3	3.7	1	9	2	0	2	12	13.9	
SYRACUSE	01/23/12	*	35	2-10	.200	1-6	.167	0-0	.000	4	1	5	3.8	2	2	0	1	2	5	13.4	
at Rutgers	01/28/12	*	38	6-10	.600	3-5	.600	2-4	.500	2	0	2	3.7	2	0	2	0	1	17	13.6	
DEPAUL	02/04/12	*	34	4-12	.333	0-4	.000	8-8	1.000	3	0	3	3.7	0	1	2	0	2	16	13.7	
at St. John's	2/8/12	*	30	4-10	.400	2-5	.400	0-0	.000	0	0	0	3.5	1	4	1	1	2	10	13.5	
at Marquette	2/11/12	*	31	5-7	.714	0-2	.000	5-7	.714	0	0	0	3.4	2	2	1	0	0	15	13.6	
PROVIDENCE	2/15/12	*	36	2-8	.250	0-0	.000	3-4	.750	3	3	6	3.5	2	1	1	3	1	7	13.3	
SETON HALL	02/18/12	*	39	5-14	.357	2-4	.500	8-10	.800	2	4	6	3.6	1	5	3	2	1	20	13.6	
LOUISVILLE	02/23/12	*	37	3-12	.250	2-5	.400	3-6	.500	3	2	5	3.6	2	0	3	3	2	11	13.5	
at USF	2/26/12	*	30	2-9	.222	1-5	.200	0-0	.000	2	2	4	3.6	0	1	3	0	2	5	13.2	
MARQUETTE	02/29/12	*	37	7-16	.438	1-7	.143	6-7	.857	0	0	0	3.5	2	2	3	0	4	21	13.5	
at Villanova	03/03/12	*	36	4-9	.444	3-7	.429	3-4	.750	1	0	1	3.4	2	2	0	0	0	14	13.5	
vs GEORGETOWN	3/8/12	*	48	4-17	.235	0-6	.000	5-9	.556	3	5	8	3.6	2	2	0	0	2	13	13.5	
vs Syracuse	3/9/12	*	37	5-8	.625	1-3	.333	0-1	.000	0	3	3	3.5	2	1	1	1	3	11	13.4	
vs Louisville	3/10/12	*	27	2-8	.250	0-3	.000	0-2	.000	0	2	2	3.5	1	2	2	0	0	4	13.1	
vs Texas	3/16/12	*	30	4-9	.444	0-3	.000	4-6	.667	2	1	3	3.5	4	1	3	0	0	12	13.1	
vs Florida State	3/18/12	*	34	5-14	.357	1-4	.250	4-4	1.000	2	0	2	3.4	0	1	3	1	3	15	13.1	
vs Ohio State	3/22/12	*	38	3-10	.300	1-5	.200	1-2	.500	1	1	2	3.4	3	1	2	0	1	8	13.0	
Totals			37	1265	159-429	.371	47-180	.261	116-166	.699	67	59	126	3.4	45	76	67	17	60	481	13.0

Games played: 37
Minutes/game: 34.2
Points/game: 13.0
FG Pct: 37.1
3FG Pct: 26.1
FT Pct: 69.9

Rebounds/game: 3.4
Assists/game: 2.1
Turnovers/game: 1.8
Assist/turnover ratio: 1.1
Steals/game: 1.6
Blocks/game: 0.5

DIXON'S CAREER STATISTICS - ALL GAMES

			Total		3-Point		F-Throws		Rebounds											Scoring	
Season	gp-gs	min/avg	fg-fga	pct	fg-fga	pct	ft-fla	pct	off	def	tot	avg	pf	fo	ast	to	blk	stl	pts	avg	
2008-09	32-5	700/21.9	76-207	.367	36-118	.305	46-69	.667	40	59	99	3.1	52	1	44	36	5	16	234	7.3	
2009-10	33-1	522/15.8	54-154	.351	14-65	.215	39-52	.750	28	39	67	2.0	40	0	36	30	2	16	161	4.9	
2010-11	35-30	938/26.8	132-318	.415	48-135	.356	93-122	.762	40	63	103	2.9	44	0	65	44	1	36	405	11.6	
2011-12	37-37	1265/34.2	159-429	.371	47-180	.261	116-166	.699	67	59	126	3.4	45	0	76	67	17	60	481	13.0	
TOTAL	137-73	3425/25.0	421-1108	.380	145-498	.291	294-409	.719	175	220	395	2.9	181	1	221	177	25	128	1281	9.4	



JUSTIN JACKSON

SO • FORWARD • 6-8 • 210

COCOA BEACH, FLA.

ARLINGTON COUNTRY DAY

5

2011-12 Season (Sophomore): Played in 37 games with 20 starts, averaging 21.1 minutes ... led UC with 61 blocks and ranked fifth in the BIG EAST, averaging 1.7 blocks per game ... recorded a career-high seven blocks against Marquette (2/29) ... rejected at least three shots in 10 games during the season ... shot 52.0 percent from the field (77-of-148) ... scored in double figures in four games ... led UC in rebounding in five games ... handed out three or more assists in six games ... tallied eight points, six rebounds and four blocks against Ohio State (3/22) in the NCAA tournament east region semifinal ... recorded six blocks and three rebounds vs. Louisville (3/10) ... tallied eight points, seven rebounds, two steals and a block at USF (2/26) ... handed out a career-high four assists against Seton Hall (2/18) ... posted 10 points on 4-of-8 shooting with a league season-high eight rebounds in 16 minutes at Marquette (2/11) ... scored a career-high 14 points on 5-of-5 shooting to go with two blocks and two steals against DePaul (2/4) ... netted 11 points vs. Chicago State (12/23) ... scored 11 points with eight rebounds and three blocks at Wright State (12/14).

JACKSON'S SEASON & CAREER HIGHS

2011-12 Season

14 vs. DePaul, 2/4/12	Points	14 vs. DePaul, 2/4/12
---	3-Pointers Made	1 vs. St. Francis, 12/23/10
9, 2x (last vs. Presbyterian, 11/19/11)	Rebounds	9, 2x (last vs. Presbyterian, 11/19/11)
4, vs. Seton Hall, 2/18/12	Assists	4, vs. Seton Hall, 2/18/12
3, 2x (last vs. Presbyterian, 11/19/11)	Steals	3, 2x (last vs. Presbyterian, 11/19/11)
7 vs. Marquette, 2/29/12	Blocked Shots	7 vs. Marquette, 2/29/12
35 vs. Miami (Ohio), 11/29/11	Minutes	35 vs. Miami (Ohio), 11/29/11

JACKSON'S MISCELLANEOUS STATISTICS

Category	2011-12	Career
Double-Figure Scoring Games	4	4
Double-Figure Rebounding Games	0	0
Double-Double Games	0	0
20-Point Scoring Games	0	0
Games Led UC in Scoring	0	0
Games Led UC in Rebounding	5	6
Games Led UC in Assists	0	2
Games With 3+ Assists	6	7
Games With 3+ Blocks	10	10
Games With 3+ Steals	2	4
Games With 3+ Three-Pointers	0	0

2011-12 GAME-BY-GAME STATISTICS


Opponent	Date	gs	min	Total			3-pointers			Free throws			Rebounds			pf	a	to	blk	stl	pts	avg
				fg	fga	pct	ft	fta	pct	off	def	tot	avg									
ALABAMA STATE	11/13/11	*	29	2-3	.667	0-1	.000	0-0	.000	0	7	7.0	0	3	1	3	3	4	4.0			
JACKSONVILLE STATE	11/15/11	*	29	2-3	.667	0-0	.000	3-5	.600	5	4	9	8.0	5	3	2	7	5.5				
PRESBYTERIAN	11/19/11	*	31	4-8	.500	0-0	.000	1-2	.500	5	4	9	8.3	5	1	3	2	3	9	6.7		
NORTHWESTERN STATE	11/21/11	*	25	1-5	.200	0-1	.000	1-4	.250	1	6	7	8.0	1	1	1	3	1	3	5.8		
MARSHALL	11/25/11	*	33	4-5	.800	0-0	.000	0-0	.000	3	3	6	7.6	3	1	3	1	2	8	6.2		
MIAMI (OHIO)	11/29/11	*	35	1-4	.250	0-0	.000	0-1	.000	0	3	3	6.8	1	0	1	0	1	2	5.5		
at Georgia	12/02/11		18	0-2	.000	0-1	.000	0-0	.000	0	2	2	6.1	5	0	1	2	0	0	4.7		
at Xavier	12/10/11	*	12	0-0	.000	0-0	.000	0-0	.000	0	2	2	5.6	3	0	1	0	0	0	4.1		
at Wright State	12/14/11	*	20	4-5	.800	0-0	.000	3-6	.500	4	4	8	5.9	5	1	2	3	0	11	4.9		
RADFORD	12/17/11	*	21	2-3	.667	0-0	.000	2-4	.500	0	2	2	5.5	2	0	0	4	0	6	5.0		
ARKANSAS-PINE BLUFF	12/21/11	*	15	2-3	.667	0-0	.000	0-1	.000	4	4	8	5.7	3	1	2	0	2	4	4.9		
CHICAGO STATE	12/23/11		18	4-4	1.000	0-0	.000	3-3	1.000	1	2	3	5.5	1	2	3	2	0	11	5.4		
vs Oklahoma	12/29/11	*	13	1-3	.333	0-0	.000	0-0	.000	1	1	2	5.2	5	0	1	0	0	2	5.2		
at Pittsburgh	01/01/12	*	32	3-9	.333	0-1	.000	0-0	.000	3	4	7	5.4	4	1	3	3	2	6	5.2		
NOTRE DAME	01/04/12	*	23	1-4	.250	0-2	.000	3-4	.750	2	5	7	5.5	2	0	1	0	0	5	5.2		
ST. JOHN'S	01/07/12	*	21	2-3	.667	0-0	.000	0-0	.000	1	0	1	5.2	4	2	1	1	1	4	5.1		
at Georgetown	01/09/12		26	2-3	.667	0-1	.000	3-4	.750	0	0	0	4.9	4	0	1	0	1	7	5.2		
VILLANOVA	01/14/12	*	26	4-6	.667	0-0	.000	0-0	.000	1	2	3	4.8	4	3	0	2	2	8	5.4		
at Connecticut	01/18/12	*	19	0-1	.000	0-0	.000	0-0	.000	3	1	4	4.7	4	1	0	1	0	1	5.1		
at West Virginia	01/21/12	*	25	3-5	.600	0-0	.000	0-0	.000	2	1	3	4.7	4	3	0	0	0	6	5.2		
SYRACUSE	01/23/12	*	27	2-7	.286	0-0	.000	0-0	.000	2	0	2	4.5	2	3	4	1	1	4	5.1		
at Rutgers	01/28/12	*	17	0-3	.000	0-0	.000	0-2	.000	1	2	3	4.5	4	2	2	2	1	2	4.9		
DEPAUL	02/04/12		23	5-5	1.000	0-0	.000	4-8	.500	2	2	4	4.4	2	1	0	2	2	14	5.3		
at St. John's	2/8/12		6	1-3	.333	0-0	.000	1-2	.500	1	0	1	4.3	0	0	0	1	0	3	5.2		
at Marquette	2/11/12		16	4-8	.500	0-0	.000	2-2	1.000	5	3	8	4.4	4	0	4	1	1	10	5.4		
PROVIDENCE	2/15/12		12	4-4	1.000	0-0	.000	0-0	.000	3	1	4	4.4	2	1	0	0	0	8	5.5		
SETON HALL	02/18/12		18	1-4	.250	0-0	.000	0-0	.000	1	1	2	4.3	3	4	2	0	0	2	5.3		
LOUISVILLE	02/23/12		20	0-2	.000	0-0	.000	2-4	.500	2	4	6	4.4	3	0	0	1	1	2	5.2		
at USF	2/26/12		26	3-6	.500	0-0	.000	2-2	1.000	4	3	7	4.5	3	0	2	1	2	8	5.3		
MARQUETTE	02/28/12		13	3-3	1.000	0-0	.000	0-0	.000	2	2	4	4.5	2	0	0	7	1	6	5.3		
at Villanova	03/03/12	*	17	3-6	.500	0-0	.000	0-1	.000	1	0	1	4.4	5	0	2	0	0	6	5.4		
vs GEORGETOWN	3/8/12		21	1-3	.333	0-0	.000	3-4	.750	3	0	3	4.3	1	2	3	1	0	5	5.3		
vs Syracuse	3/9/12		16	2-4	.500	0-0	.000	0-2	.000	4	0	4	4.3	4	2	2	3	0	4	5.3		
vs Louisville	3/10/12		28	0-2	.000	0-0	.000	0-0	.000	0	4	4	4.3	3	0	2	6	1	0	5.1		
vs Texas	3/16/12		14	1-3	.333	0-0	.000	0-2	.000	2	2	4	4.3	4	0	0	0	0	2	5.1		
vs Florida State	3/18/12		15	1-1	1.000	0-0	.000	1-2	.500	0	0	0	4.2	4	1	1	2	1	3	5.0		
vs Ohio State	3/22/12		20	4-5	.800	0-0	.000	0-0	.000	3	3	6	4.2	5	0	4	4	0	8	5.1		
Totals			20	780	77-148	.520	0-7	.000	34-65	.523	72	84	156	4.2	116	39	55	61	33	188	5.1	

Games played: 37
Minutes/game: 21.1
Points/game: 5.1
FG Pct: 52.0
3FG Pct: 0.0
FT Pct: 52.3

Rebounds/game: 4.2
Assists/game: 1.1
Turnovers/game: 1.5
Assist/turnover ratio: 0.7
Steals/game: 0.9
Blocks/game: 1.6

JACKSON'S CAREER STATISTICS - ALL GAMES

Season	gp-gs	min/avg	Total	fg-fga	pct	3-Point	fg-fga	pct	F-Throws	ft-fa	pct	Rebounds	off	def	tot	avg	pf	fo	ast	to	blk	stl	pts	avg
2010-11	35-0	452/12.9	39-74	.527		1-3	.333		10-33	.303		30	58	88	2.5	71	2	24	36	18	26		89	2.5
2011-12	37-20	780/21.1	77-148	.520		0-7	.000		34-65	.523		72	84	156	4.2	116	7	39	55	61	33		188	5.1
TOTAL	72-20	1232/17.1	116-222	.523		1-10	.100		44-98	.449		102	142	244	3.4	187	9	63	91	79	59		277	3.8



ALEX EPPENSTEINER

JR • GUARD • 6-3 • 210
CINCINNATI, OHIO
ELDER

10

2011-12 Season (Junior): Played in eight games without a start, averaging 2.1 minutes ... made his first career three-pointer and finished with three points in three minutes against Chicago State (12/23) ... tallied two points with an assist while grabbing his first career rebound in four minutes against Arkansas-Pine Bluff (12/21) ... posted two points with a rebound and one assist in four minutes against Radford (12/17) ... made a free throw against St. John's (2/8).

EPPENSTEINER'S SEASON & CAREER HIGHS

2011-12 Season	Career
3 vs. Chicago State, 12/23/11	Points 3 vs. Chicago State, 12/23/11
1 vs. Chicago State, 12/23/11	3-Pointers Made 1 vs. Chicago State, 12/23/11
1 vs. Arkansas-Pine Bluff, 12/21/11	Rebounds 1 vs. Arkansas-Pine Bluff, 12/21/11
1, 2x (last vs. Arkansas-Pine Bluff, 12/21/11)	Assists 2 vs. Texas Southern, 12/1/09
--	Steals 1 vs. St. Francis, 12/23/2010
--	Blocked Shots --
4, 2x (last vs. Arkansas-Pine Bluff, 12/21/11)	Minutes 5 vs. Texas Southern, 12/1/09

EPPENSTEINER'S MISCELLANEOUS STATISTICS

Category	2011-12	Career
Double-Figure Scoring Games	0	0
Double-Figure Rebounding Games	0	0
Double-Double Games	0	0
20-Point Scoring Games	0	0
Games Led UC in Scoring	0	0
Games Led UC in Rebounding	0	0
Games Led UC in Assists	0	0
Games With 3+ Assists	0	0
Games With 3+ Blocks	0	0
Games With 3+ Steals	0	0
Games With 3+ Three-Pointers	0	0

2011-12 GAME-BY-GAME STATISTICS

#10 EPPENSTEINER, Alex																			
Opponent	Date	gs	min	Total	3-Pointers	Free throws	Rebounds												
ALABAMA STATE	11/13/11	2	0-0	.000	0-0	.000	0-0	.000	0	0	0	0	0	0	0	0	0	0	0.0
NORTHWESTERN STATE	11/21/11	0	0-0	.000	0-0	.000	0-0	.000	0	0	0	0	0	0	0	0	0	0	0.0
at Wright State	12/14/11	1	0-0	.000	0-0	.000	0-0	.000	0	0	0	0	0	0	0	0	0	0	0.0
RADFORD	12/17/11	4	0-0	.000	0-0	.000	0-0	.000	0	0	0	0	0	0	0	0	0	0	0.0
ARKANSAS-PINE BLUFF	12/21/11	4	1-1	1.000	0-0	.000	0-0	.000	0	1	1	0	2	2	1	1	0	0	0.4
CHICAGO STATE	12/23/11	3	1-3	.333	1-2	.500	0-0	.000	0	0	0	0	0	2	0	0	0	0	0.8
at St. John's	2/8/12	2	0-0	.000	0-0	.000	1-2	.500	0	1	1	0	3	0	0	1	0	0	0.9
at Marquette	2/11/12	1	0-0	.000	0-0	.000	0-0	.000	0	0	0	0	0	3	0	0	0	0	0.8
Totals		0	17	2-4	.500	1-2	.500	1-2	.500	0	2	2	0	3	4	2	0	0	0.8

Games played: 8
Minutes/game: 2.1
Points/game: 0.8
FG Pct: 50.0
FT Pct: 50.0

Rebounds/game: 0.3
Assists/game: 0.3
Turnovers/game: 0.3
Assist/turnover ratio: 1.0

EPPENSTEINER'S CAREER STATISTICS - ALL GAMES

Season	gp-gs	min/avg	Total		3-Point		F-Throws		Rebounds				Scoring					
			fg-fga	pct	fg-fga	pct	ft-fa	pct	off	def	tot	avg	pf	fo	ast	to	blk	stl
2009-10	6-0	10/1.7	0-3	.000	0-1	.000	0-2	.000	0	0	0	0.0	1	0	2	1	0	0
2010-11	7-0	10/1.4	1-2	.500	0-0	.000	2-2	1.000	0	0	0	0.0	0	0	0	0	0	1
2011-12	8-0	17/2.1	2-4	.500	1-2	.500	1-2	.500	0	2	2	0.3	4	0	2	2	0	0
TOTAL	21-0	37/1.8	3-9	.333	1-3	.333	3-6	.500	0	2	2	0.1	5	0	4	3	0	1



CHEIKH MBODJ

JR-TR • CENTER • 6-10 • 245

DAKAR, SENEGAL

GRAYSON COUNTY (TEXAS) COLLEGE

13

Pronunciation: sheck MUHD-juh (MUHD rhymes with WOOD)

2011-12 Season (Junior): Played in 28 games with one start, averaging 9.7 minutes ... Scored a season-high 12 points on 5-of-9 shooting to go with a three-pointer, four rebounds and a steal against Miami (Ohio) (11/29) ... netted six points on 3-of-4 shooting with five rebounds in 10 minutes at West Virginia (1/21) ... recorded a season-high five blocks to go with four points and five rebounds in 16 minutes at St. John's (2/8) ... scored four points with five rebounds and two assists, playing a season-high 25 minutes in his lone start of the season at Georgia (12/2) ... tallied two points, three rebounds and a steal in nine minutes against Texas in the NCAA tournament second round.

MBODJ'S SEASON & CAREER HIGHS

Season		Career
12 vs. Miami, 11/29/11	Points	12 vs. Miami, 11/29/11
1 vs. Miami, 11/29/11	3-Pointers Made	1 vs. Miami, 11/29/11
7, 2x (last at Rutgers, 1/28/12)	Rebounds	7, 2x (last at Rutgers, 1/28/12)
2 at Georgia, 12/2/11	Assists	2 at Georgia, 12/2/11
1, 2x (last vs. Texas, 3/16/12)	Steals	1, 2x (last vs. Texas, 3/16/12)
5 at St. John's, 2/8/12	Blocks	5 at St. John's, 2/8/12
25 at Georgia, 12/2/11	Minutes	25 at Georgia, 12/2/11

MBODJ'S MISCELLANEOUS STATISTICS

Category	2011-12	Career
Double-Figure Scoring Games	1	1
Double-Figure Rebounding Games	0	0
Double-Double Games	0	0
20-Point Scoring Games	0	0
Games Led UC in Scoring	1	1
Games Led UC in Rebounding	1	1
Games Led UC in Assists	0	0
Games With 3+ Assists	0	0
Games With 3+ Blocks	1	1
Games With 3+ Steals	0	0
Games With 3+ Three-Pointers	0	0

2011-12 GAME-BY-GAME STATISTICS

#13 MBODJ, Cheikh


Opponent	Date	gs	min	Total		3-Pointers		Free throws		Rebounds										
				fg-fga	pct	3fg-fga	pct	ft-fa	pct	off	def	tot	avg	pf	a	to	blk	stl	pts	avg
NORTHWESTERN STATE	11/21/11	11	0-1	.000	0-0	.000	2-4	.500	0	1	1	1.0	2	0	1	1	0	2	2.0	
MARSHALL	11/25/11	19	1-4	.250	0-0	.000	1-2	.500	0	1	1	2.5	3	0	0	1	0	3	2.5	
MIAMI (OHIO)	11/29/11	14	5-9	.556	1-1	1.000	1-2	.500	3	1	4	2.3	2	0	0	0	1	12.7		
at Georgia	12/02/11	25	2-5	.400	0-0	.000	0-2	.000	3	2	5	3.0	5	2	0	0	0	4.3		
at Xavier	12/10/11	13	1-4	.250	0-0	.000	0-1	.000	1	2	3	3.0	3	0	0	1	0	2.4		
NOTRE DAME	01/04/12	7	0-0	.000	0-0	.000	0-0	.000	0	2	2	2.8	1	0	0	1	0	3.8		
ST. JOHN'S	01/07/12	16	1-5	.200	0-0	.000	2-4	.500	5	2	7	3.4	4	0	0	2	0	4.9		
at Georgetown	01/09/12	12	1-3	.333	0-0	.000	0-0	.000	1	1	2	3.3	1	0	1	0	0	2.3		
VILLANOVA	01/14/12	8	0-1	.000	0-0	.000	0-0	.000	0	1	1	3.0	3	0	0	2	0	3.2		
at Connecticut	1/18/12	7	0-0	.000	0-0	.000	0-0	.000	0	0	0	2.7	1	0	0	0	0	2.9		
at West Virginia	1/21/12	10	3-4	.750	0-0	.000	0-0	.000	1	4	5	2.9	2	0	0	0	0	6.3		
SYRACUSE	01/23/12	7	0-0	.000	0-0	.000	1-2	.500	1	0	1	2.8	3	0	1	0	0	1.3		
at Rutgers	01/28/12	15	0-3	.000	0-0	.000	0-0	.000	4	3	7	3.1	1	1	0	2	1	2.8		
DEPAUL	02/04/12	10	1-3	.333	0-0	.000	0-1	.000	1	2	3	3.1	1	0	0	0	0	2.7		
at St. John's	2/8/12	16	2-4	.500	0-0	.000	0-0	.000	1	4	5	3.2	2	1	1	5	4	2.8		
at Marquette	2/11/12	4	0-0	.000	0-0	.000	0-0	.000	0	0	0	3.0	3	0	1	2	0	2.6		
PROVIDENCE	2/15/12	6	1-1	1.000	0-0	.000	0-0	.000	1	0	1	2.9	2	0	0	0	0	2.6		
SETON HALL	02/18/12	5	0-0	.000	0-0	.000	0-0	.000	0	1	1	2.8	1	0	0	0	0	2.4		
LOUISVILLE	02/23/12	7	0-1	.000	0-0	.000	0-0	.000	1	0	1	2.7	1	0	0	0	0	2.3		
at USF	2/26/12	9	0-1	.000	0-0	.000	0-0	.000	0	0	0	2.6	1	0	0	0	0	2.2		
MARQUETTE	02/29/12	10	1-1	1.000	0-0	.000	0-0	.000	1	1	2	2.5	0	0	0	1	0	2.2		
at Villanova	03/03/12	6	0-0	.000	0-0	.000	0-0	.000	0	0	0	2.4	1	0	0	1	0	2.1		
vs GEORGETOWN	3/8/12	4	0-1	.000	0-0	.000	0-0	.000	0	0	0	2.3	0	0	0	0	0	2.0		
vs Syracuse	3/9/12	3	0-1	.000	0-0	.000	0-0	.000	1	0	1	2.3	0	0	0	0	0	1.9		
vs Louisville	3/10/12	4	0-0	.000	0-0	.000	0-0	.000	1	0	1	2.2	1	0	0	0	0	1.8		
vs Texas	3/16/12	9	1-1	1.000	0-0	.000	0-0	.000	2	1	3	2.2	1	0	0	0	1	2.8		
vs Florida State	3/18/12	9	0-0	.000	0-0	.000	0-0	.000	0	0	0	2.1	2	0	1	0	0	1.8		
vs Ohio State	3/22/12	5	0-0	.000	0-0	.000	0-0	.000	0	2	2	2.1	0	0	1	0	0	1.7		
Totals		1	271	20-53	.377	1-1	1.000	7-18	.389	29	31	60	2.1	47	4	7	19	3	48	1.7

Games played: 28
Minutes/game: 9.7
Points/game: 1.7
FG Pct: 37.7
3FG Pct: 100.0
FT Pct: 38.9

Rebounds/game: 2.1
Assists/game: 0.1
Turnovers/game: 0.3
Assist/turnover ratio: 0.6
Steals/game: 0.1
Blocks/game: 0.7

MBODJ'S CAREER STATISTICS - ALL GAMES

			Total		3-Point		F-Throws		Rebounds										Scoring	
Season	gp-gs	min/avg	fg-fga	pct	fg-fga	pct	ft-fa	pct	off	def	tot	avg	pf	fo	ast	to	blk	stl	pts	avg
2011-12	28-1	271/9.7	20-53	.377	1-1	1.000	7-18	.389	29	31	60	2.1	47	1	4	7	19	3	48	1.7
TOTAL	28-1	271/9.7	20-53	.377	1-1	1.000	7-18	.389	29	31	60	2.1	47	1	4	7	19	3	48	1.7



GE'LAWN GUYN

FR • GUARD • 6-1 • 175
 GEORGETOWN, KY.
 SOUTH KENT PREP (CONN.)

14

Pronunciation: JEE-lawn Gwynn

2011-12 Season (Freshman): Played in 32 games without a start, averaging 10.1 minutes ... scored a season-high 11 points on 4-of-6 shooting with two three-pointers to go with a season-high four rebounds and a season-high seven assists in 19 minutes against Chicago State (12/23) ... swiped 12 of 18 steals on the season during conference play ... netted 10 points on 3-of-4 shooting with two three-pointers against Northwestern State (11/21) ... tallied eight points with two steals against Arkansas-Pine Bluff (12/21) ... sat out three games after suffering a head injury at Georgetown (1/9) ... scored a conference-play season-high six points on 3-of-5 shooting at Marquette (2/11).

GUYN'S SEASON & CAREER HIGHS

Season		Career
11 vs. Chicago State, 12/23/11	Points	11 vs. Chicago State, 12/23/11
2, 2x (last vs. Chicago State, 12/23/11)	3-Pointers Made	2, 2x (last vs. Chicago State, 12/23/11)
4 vs. Chicago State, 12/23/11	Rebounds	4 vs. Chicago State, 12/23/11
7 vs. Chicago State, 12/23/11	Assists	7 vs. Chicago State, 12/23/11
2, 4x (last vs. Louisville, 3/10/12)	Steals	2, 4x (last vs. Louisville, 3/10/12)
--	Blocks	--
19, 2x (last vs. Chicago State, 12/23/11)	Minutes	19, 2x (last vs. Chicago State, 12/23/11)

GUYN'S MISCELLANEOUS STATISTICS

Category	2011-12	Career
Double-Figure Scoring Games	2	2
Double-Figure Rebounding Games	0	0
Double-Double Games	0	0
20-Point Scoring Games	0	0
Games Led UC in Scoring	0	0
Games Led UC in Rebounding	0	0
Games Led UC in Assists	1	1
Games With 3+ Assists	0	0
Games With 3+ Blocks	0	0
Games With 3+ Steals	0	0
Games With 3+ Three-Pointers	0	0

2011-12 GAME-BY-GAME STATISTICS


Opponent	Date	gs	min	fg-fga	pct	3fg-fga	pct	ft-fga	pct	Rebounds	off	def	tot	avg	pf	a	t/o	blk	stl	pts	avg
ALABAMA STATE	11/13/11	14	1-4	250	0-2	.000	1-2	.500	0	0	0	0	0	0.0	1	1	1	0	0	3	3.0
JACKSONVILLE STATE	11/15/11	5	0-0	.000	0-0	.000	0-0	.000	0	0	0	0	0	0.0	3	2	2	0	0	0	1.5
PRESBYTERIAN	11/19/11	6	0-1	.000	0-1	.000	0-0	.000	0	1	1	0.3	0	1	0	0	0	0	0	1.0	1.0
NORTHWESTERN STATE	11/21/11	19	3-4	.750	2-2	1.000	2-2	1.000	0	1	1	0.5	2	1	1	0	0	0	10	3.3	3.3
MARSHALL	11/25/11	6	1-1	1.000	1-1	1.000	0-1	.000	0	0	0	0.4	1	0	0	0	0	1	3	3.2	3.2
MIAMI (OHIO)	11/29/11	18	1-4	250	0-1	.000	0-1	.000	1	1	2	0.7	1	0	0	0	1	2	3.0	3.0	3.0
at Georgia	12/02/11	12	0-1	.000	0-1	.000	0-0	.000	0	1	1	0.7	3	0	0	0	0	0	2.6	2.6	2.6
at Xavier	12/10/11	12	0-4	.000	0-1	.000	0-0	.000	0	1	1	0.8	1	1	0	0	0	0	2.3	2.3	2.3
RADFORD	12/17/11	16	3-6	.500	0-1	.000	1-1	1.000	0	0	0	0.7	2	0	2	0	1	7	2.8	2.8	2.8
ARKANSAS-PINE BLUFF	12/21/11	17	3-6	.500	1-1	1.000	1-1	1.000	1	0	1	0.7	2	1	0	0	2	8	3.3	3.3	3.3
CHICAGO STATE	12/23/11	19	4-6	.667	2-4	.500	1-2	.500	2	2	4	1.0	1	7	1	0	1	11	4.0	4.0	4.0
vs Oklahoma	12/29/11	9	0-1	.000	0-0	.000	0-0	.000	0	0	0	0.9	1	0	0	0	0	0	3.7	3.7	3.7
at Pittsburgh	01/01/12	10	0-1	.000	0-1	.000	0-0	.000	0	1	1	0.9	3	0	0	0	0	0	3.4	3.4	3.4
NOTRE DAME	01/04/12	9	1-3	.333	1-2	.500	0-0	.000	0	1	1	0.9	0	0	0	0	2	3	3.4	3.4	3.4
ST. JOHN'S	01/07/12	17	2-5	.400	0-2	.000	0-0	.000	0	2	2	1.0	2	0	0	0	2	4	3.4	3.4	3.4
at Georgetown	01/09/12	0	0-0	.000	0-0	.000	0-0	.000	0	0	0	0.9	0	0	0	0	0	0	3.2	3.2	3.2
SYRACUSE	01/23/12	8	0-1	.000	0-0	.000	0-0	.000	0	0	0	0.9	1	1	2	0	0	0	3.0	3.0	3.0
at Rutgers	01/28/12	7	0-2	.000	0-2	.000	0-0	.000	0	0	0	0.8	1	0	2	0	1	0	2.8	2.8	2.8
DEPAUL	02/04/12	6	0-0	.000	0-0	.000	0-0	.000	0	1	1	0.8	1	0	0	0	0	0	2.7	2.7	2.7
at St. John's	2/8/12	15	1-2	.500	0-1	.000	1-2	.500	0	2	2	0.9	2	2	0	0	1	3	2.7	2.7	2.7
at Marquette	2/11/12	13	3-5	.600	0-1	.000	0-0	.000	0	1	1	0.9	0	0	1	0	0	6	2.9	2.9	2.9
PROVIDENCE	2/15/12	12	2-3	.667	0-1	.000	0-0	.000	0	2	2	1.0	2	1	1	0	0	4	2.9	2.9	2.9
SETON HALL	02/18/12	9	1-3	.333	1-3	.333	0-0	.000	0	0	0	0.9	0	0	0	0	0	3	2.9	2.9	2.9
LOUISVILLE	02/23/12	11	1-1	1.000	1-1	1.000	0-0	.000	0	0	0	0.9	2	0	2	0	0	3	2.9	2.9	2.9
at USF	2/26/12	7	0-1	.000	0-1	.000	2-2	1.000	0	0	0	0.8	0	0	0	0	0	2	2.9	2.9	2.9
MARQUETTE	02/29/12	10	0-1	.000	0-1	.000	0-0	.000	0	2	2	0.9	1	0	0	0	1	0	2.8	2.8	2.8
at Villanova	03/03/12	5	0-0	.000	0-0	.000	0-0	.000	0	0	0	0.9	0	1	0	0	1	0	2.7	2.7	2.7
vs GEORGETOWN	3/8/12	5	0-1	.000	0-1	.000	0-0	.000	0	2	2	0.9	0	0	2	0	0	0	2.6	2.6	2.6
vs Louisville	3/10/12	10	0-1	.000	0-1	.000	0-0	.000	1	0	1	0.9	1	0	0	0	2	0	2.5	2.5	2.5
vs Texas	3/16/12	7	0-1	.000	0-0	.000	0-0	.000	0	0	0	0.9	0	0	0	0	0	0	2.4	2.4	2.4
vs Florida State	3/18/12	6	0-0	.000	0-0	.000	0-0	.000	0	0	0	0.8	1	1	1	0	1	0	2.3	2.3	2.3
vs Ohio State	3/22/12	2	0-0	.000	0-0	.000	0-0	.000	0	0	0	0.8	1	0	1	0	1	0	2.3	2.3	2.3
Totals		0	322	27-69	.391	9-33	.273	9-14	.643	5	21	26	0.8	36	20	19	0	18	72	2.3	2.3

Games played: 32
 Minutes/game: 10.1
 Points/game: 2.3
 FG Pct: 39.1
 3FG Pct: 27.3
 FT Pct: 64.3

Rebounds/game: 0.8
 Assists/game: 0.6
 Turnovers/game: 0.6
 Assist/turnover ratio: 1.1
 Steals/game: 0.6

GUYN'S CAREER STATISTICS - ALL GAMES

			Total		3-Point		F-Throws		Rebounds											Scoring	
Season	gp-gs	min/avg	fg-fga	pct	fg-fga	pct	ft-fga	pct	off	def	tot	avg	pf	fo	ast	to	blk	stl	pts	avg	
2011-12	32-0	322/10.1	27-69	.391	9-33	.273	9-14	.643	5	21	26	0.8	36	0	20	19	0	18	72	2.3	
TOTAL	32-0	322/10.1	27-69	.391	9-33	.273	9-14	.643	5	21	26	0.8	36	0	20	19	0	18	72	2.3	



JERMAINE SANDERS

FR • FORWARD • 6-5 • 225

FAR ROCKAWAY, N.Y.

RICE HIGH SCHOOL

15

2011-12 Season (Freshman): Played in 28 games without a start, averaging 8.5 minutes ... scored a season-high 12 points, shooting 3-of-4 from the field, 2-of-2 from three-point range and 4-of-4 from the free throw line to go with three rebounds and an assist against Radford (12/17) ... tallied nine points, shooting 3-of-3 from three-point range to go with four rebounds, a steal and an assist at Wright State (12/14) ... netted six points on 3-of-4 shooting against Jacksonville State (11/15) ... grabbed a season-high seven rebounds against Arkansas-Pine Bluff (12/21) ... handed out a pair of assists against both Syracuse (1/23) and at St. John's (2/8).

SANDERS' SEASON & CAREER HIGHS

Season		Career
12 vs. Radford, 12/17/11	Points	12 vs. Radford, 12/17/11
3 at Wright State, 12/14/11	3-Pointers Made	3 at Wright State, 12/14/11
7 vs. Arkansas-Pine Bluff, 12/21/11	Rebounds	7 vs. Arkansas-Pine Bluff, 12/21/11
2, 2x (last at St. John's 2/8/12)	Assists	2, 2x (last at St. John's 2/8/12)
1 at Wright State, 12/14/11	Steals	1 at Wright State, 12/14/11
1, 2x (last vs. Florida State, 3/18/12)	Blocks	1, 2x (last vs. Florida State, 3/18/12)
25 vs. Arkansas-Pine Bluff, 12/21/11	Minutes	25 vs. Arkansas-Pine Bluff, 12/21/11

SANDERS' MISCELLANEOUS STATISTICS

Category	2011-12	Career
Double-Figure Scoring Games	1	1
Double-Figure Rebounding Games	0	0
Double-Double Games	0	0
20-Point Scoring Games	0	0
Games Led UC in Scoring	0	0
Games Led UC in Rebounding	0	0
Games Led UC in Assists	0	0
Games With 3+ Assists	0	0
Games With 3+ Blocks	0	0
Games With 3+ Steals	0	0
Games With 3+ Three-Pointers	1	1

2011-12 GAME-BY-GAME STATISTICS


Opponent	Date	gs	min	Total		3-Pointers		Free throws		Rebounds				pf	a	t/o	blk	stl	pts	avg
				fg-fga	pct	3fg-fga	pct	ft-fa	pct	off	def	tot	avg							
ALABAMA STATE	11/13/11	10	0-1	.000	0-0	.000	0-0	.000	0	0	0	0	0.0	1	1	0	0	0	0.0	
JACKSONVILLE STATE	11/15/11	12	3-4	.750	0-0	.000	0-0	.000	1	0	1	0.5	0	1	1	0	0	6	3.0	
PRESBYTERIAN	11/19/11	5	0-0	.000	0-0	.000	0-0	.000	0	0	0	0.3	0	0	0	0	0	0	2.0	
NORTHWESTERN STATE	11/21/11	12	1-1	1.000	0-0	.000	1-3	.333	0	1	1	0.5	0	1	1	0	0	3	2.3	
MARSHALL	11/25/11	5	0-2	.000	0-2	.000	0-1	.000	0	1	1	0.6	0	0	0	0	0	0	1.8	
MIAMI (OHIO)	11/29/11	3	0-0	.000	0-0	.000	1-2	.500	0	1	1	0.7	0	0	0	0	0	1	1.7	
at Georgia	12/02/11	5	0-1	.000	0-1	.000	2-4	.500	0	0	0	0.6	0	0	0	0	0	2	1.7	
at Xavier	12/10/11	2	0-0	.000	0-0	.000	0-0	.000	0	0	0	0.5	0	0	0	0	0	0	1.5	
at Wright State	12/14/11	18	3-3	1.000	3-3	1.000	0-0	.000	1	3	4	0.9	0	1	0	0	1	9	2.3	
RADFORD	12/17/11	22	3-4	.750	2-2	1.000	4-4	1.000	2	1	3	1.1	2	1	1	0	0	12	3.3	
ARKANSAS-PINE BLUFF	12/21/11	25	1-4	.250	0-1	.000	0-0	.000	2	5	7	1.6	0	1	0	0	0	2	3.2	
CHICAGO STATE	12/23/11	17	1-4	.250	1-3	.333	0-0	.000	1	1	2	1.7	1	0	0	0	0	3	3.2	
vs Oklahoma	12/29/11	19	0-5	.000	0-4	.000	0-2	.000	2	1	3	1.8	2	1	1	0	0	0	2.9	
at Pittsburgh	01/01/12	6	0-0	.000	0-0	.000	0-0	.000	0	0	0	1.6	0	0	0	0	1	0	2.7	
NOTRE DAME	01/04/12	2	0-0	.000	0-0	.000	0-0	.000	0	0	0	1.5	0	0	0	0	0	0	2.5	
ST. JOHN'S	01/07/12	11	0-1	.000	0-0	.000	1-2	.500	1	1	2	1.6	1	1	1	0	0	1	2.4	
at Georgetown	01/09/12	5	0-0	.000	0-0	.000	0-0	.000	0	1	1	1.5	0	1	0	0	0	0	2.3	
at Connecticut	1/18/12	6	0-0	.000	0-0	.000	0-0	.000	1	0	1	1.5	1	1	0	0	0	0	2.2	
SYRACUSE	01/23/12	5	0-0	.000	0-0	.000	0-0	.000	0	0	0	1.4	0	2	0	0	0	0	2.1	
at Rutgers	01/28/12	3	0-0	.000	0-0	.000	0-0	.000	0	1	1	1.4	0	0	1	0	0	0	2.0	
at St. John's	2/8/12	13	1-3	.333	0-0	.000	0-0	.000	0	2	2	1.4	2	2	1	0	0	2	2.0	
at Marquette	2/11/12	3	0-2	.000	0-0	.000	0-0	.000	0	1	1	1.4	0	0	0	0	0	0	1.9	
PROVIDENCE	2/15/12	1	0-0	.000	0-0	.000	0-0	.000	0	0	0	1.3	0	0	1	0	0	0	1.8	
LOUISVILLE	02/23/12	4	0-0	.000	0-0	.000	0-0	.000	0	0	0	1.3	0	0	1	0	0	0	1.7	
at Villanova	03/03/12	6	1-3	.333	1-2	.500	0-0	.000	0	0	0	1.2	0	1	0	0	0	3	1.8	
vs Texas	3/16/12	11	1-3	.333	0-1	.000	0-0	.000	1	0	1	1.2	1	1	2	0	0	2	1.8	
vs Florida State	3/18/12	5	1-1	1.000	0-0	.000	0-0	.000	0	1	1	1.2	0	0	1	1	0	2	1.8	
vs Ohio State	3/22/12	2	0-0	.000	0-0	.000	0-0	.000	0	0	0	1.2	0	0	0	0	0	0	1.7	
Totals		0	238	16-42	.381	7-19	.368	9-18	.500	12	21	33	1.2	11	14	13	2	1	48	1.7

Games played: 28
Minutes/game: 8.5
Points/game: 1.7
FG Pct: 38.1
3FG Pct: 36.8
FT Pct: 50.0

Rebounds/game: 1.2
Assists/game: 0.5
Turnovers/game: 0.5
Assist/turnover ratio: 1.1
Steals/game: 0.0
Blocks/game: 0.1

SANDERS' CAREER STATISTICS - ALL GAMES

Season	gp-gs	min/avg	Total fg-fga	pct	3-Point fg-fga	pct	F-Throws ft-fa	pct	Rebounds off def tot	avg	pf	fo	ast	to	blk	stl	Scoring pts	avg
2011-12	28-0	238/8.5	16-42	.381	7-19	.368	9-18	.500	12	21	33	1.2	11	0	14	13	48	1.7
TOTAL	28-0	238/8.5	16-42	.381	7-19	.368	9-18	.500	12	21	33	1.2	11	0	14	13	48	1.7



SEAN KILPATRICK

R-SO • GUARD/FORWARD • 6-4 • 215

WHITE PLAINS, N.Y.

NOTRE DAME PREP (MASS.)

23

2011-12 Second Team All-BIG EAST selection

BIG EAST Player of the Week (1/2/12)

2010-11 BIG EAST All-Rookie Team selection

BIG EAST Rookie of the Week (11/22/10 and 2/14/11)

2010-11 Season (Sophomore): Started all 37 games for UC, averaging 34.5 minutes ... named Second Team All-BIG EAST Conference by the league's coaches ... led the BIG EAST, averaging 2.49 three-pointers per game ... led the BIG EAST with 92 three-pointers ... led UC and ranked 15th in the league, averaging 14.3 points ... led UC, shooting 37.6 percent from three-point range ... scored in double figures in 29 games ... led UC in scoring in 13 games ... tallied 528 points, the second most in a season during the Mick Cronin era (behind only Deonta Vaughn's 554 points in 2008) ... scored 20 or more points in six games ... made at least one three-pointers in 35 of 37 games ... tallied 15 points with a trio of three-pointers against Ohio State (3/22) in the NCAA tournament east region semifinal ... scored a game-high 18 points with four three-pointers, six rebounds and two steals vs. Florida State (3/18) in the NCAA tournament third round... recorded 18 points, tying a career high with six three-pointers to go with five assists and five steals vs. Syracuse (3/9) in the BIG EAST Championship semifinal ... scored a team-high 22 points to go with eight rebounds against Providence (2/15) ... made game-winning 3-pointer with 2.5 seconds left at Connecticut (1/18) and produced team-high 16 points with four rebounds and two steals ... set a career high in points with 27 in UC's win at Georgetown (1/9) ... scored game-high 21 points and added six boards, one assist and a steal vs. St. John's (1/7) ... named BIG EAST Player of the Week on Jan. 2 for performances at Pitt (1/1) and vs. Oklahoma (12/29) ... totaled 19 points, six boards, three assists and two steals at Pitt ... recorded first career double-double after scoring 17 points and securing career-high 10 rebounds vs. Oklahoma ... scored game-high 21 points and added three boards, two steals and one assist vs. Chicago State (12/23) ... matched a career-high with six three-pointers while scoring a game-high 20 points with four rebounds and two steals at Wright State (12/14) ... led all scorers with 22 points with five boards and two steals at Georgia (12/2) ... scored team-high 19 points and grabbed five boards in career-high 45 minutes of playing time vs. Marshall (11/25) ... scored team-high 19 points and made four 3-pointers vs. Presbyterian (11/19).

KILPATRICK'S SEASON & CAREER HIGHS

2011-12 Season		Career
27 at Georgetown, 1/9/12	Points	27 at Georgetown, 1/9/12
6, 2x (last vs. Syracuse, 3/9/12)	3-Pointers Made	6, 2x (last vs. Syracuse, 3/9/12)
10 vs. Oklahoma, 12/29/11	Rebounds	10 vs. Oklahoma, 12/29/11
6 vs. Texas, 3/16/12	Assists	6 vs. Texas, 3/16/12
6 vs. Arkansas-Pine Bluff, 12/21/11	Steals	6 vs. Arkansas-Pine Bluff, 12/21/11
2 vs. Oklahoma, 12/29/11	Blocked Shots	2 vs. Oklahoma, 12/29/11
45 vs. Marshall, 11/25/11	Minutes	45 vs. Marshall, 11/25/11

KILPATRICK'S MISCELLANEOUS STATISTICS

Category	2011-12	Career
Double-Figure Scoring Games	29	46
Double-Figure Rebounding Games	1	1
Double-Double Games	1	1
20-Point Scoring Games	6	9
Games Led UC in Scoring	13	22
Games Led UC in Rebounding	1	2
Games Led UC in Assists	5	9
Games With 3+ Assists	15	23
Games With 3+ Blocks	0	0
Games With 3+ Steals	4	5
Games With 3+ Three-Pointers	18	22

2011-12 GAME-BY-GAME STATISTICS


Opponent	Date	gs	min	fg	fga	pct	3fg	fga	pct	Free throws	rebounds	pts	avg	pf	a	t/o	blk	stl	pts	avg
ALABAMA STATE	11/13/11	*	30	4-8	500	0-4	.000	5-5	1.000	3	6	9	9.0	2	1	2	0	1	13	13.0
JACKSONVILLE STATE	11/15/11	*	33	3-7	429	1-1	1.000	2-2	1.000	3	0	3	6.0	0	2	2	0	0	9	11.0
PRESBYTERIAN	11/19/11	*	37	7-15	467	4-6	.667	1-2	.500	1	2	3	5.0	1	1	0	1	0	19	13.7
NORTHWESTERN STATE	11/21/11	*	31	5-7	714	2-3	.667	1-1	1.000	3	5	8	5.8	0	3	3	1	1	13	13.5
MARSHALL	11/25/11	*	45	7-14	500	3-6	.500	2-2	1.000	3	2	5	5.6	3	0	3	0	0	19	14.6
MIAMI (OHIO)	11/29/11	*	34	4-11	364	2-6	.333	0-0	.000	3	0	3	5.2	1	1	4	1	1	10	13.8
at Georgia	12/02/11	*	38	7-15	467	4-9	.444	4-5	.800	1	4	5	5.1	1	1	3	0	2	22	15.0
at Xavier	12/10/11	*	34	3-12	250	1-8	.125	4-6	.667	1	0	1	4.6	3	1	1	0	1	11	14.5
at Wright State	12/14/11	*	37	7-15	467	6-12	.500	0-0	.000	1	3	4	4.6	2	2	1	0	2	20	15.1
RADFORD	12/17/11	*	26	7-11	636	2-5	.400	0-0	.000	1	4	5	4.6	1	4	2	1	3	16	15.2
ARKANSAS-PINE BLUFF	12/21/11	*	30	3-11	273	2-6	.333	4-6	.667	2	2	4	4.5	1	3	3	0	6	12	14.9
CHICAGO STATE	12/23/11	*	28	7-14	500	4-9	.444	3-4	.750	1	2	3	4.4	0	1	0	1	2	21	15.4
vs Oklahoma	12/29/11	*	39	6-16	375	4-11	.364	1-2	.500	2	8	10	4.8	1	1	2	2	2	17	15.5
at Pittsburgh	01/01/12	*	35	7-18	389	5-11	.455	0-1	.000	2	4	6	4.9	1	3	1	0	2	19	15.8
NOTRE DAME	01/04/12	*	30	4-10	400	1-6	.167	0-0	.000	1	5	6	5.0	2	3	1	0	1	9	15.3
ST. JOHN'S	01/07/12	*	34	7-21	333	4-15	.267	3-3	1.000	2	4	6	5.1	0	1	0	1	0	21	15.7
at Georgetown	01/09/12	*	37	10-16	625	3-5	.600	4-5	.800	1	1	2	4.9	3	0	1	0	4	27	16.4
VILLANOVA	01/14/12	*	32	4-7	571	2-3	.667	4-5	.800	0	2	2	4.7	1	0	1	0	0	14	16.2
at Connecticut	1/18/12	*	37	5-15	333	4-9	.444	2-4	.500	0	4	4	4.7	3	0	0	2	16	16.2	
at West Virginia	1/21/12	*	36	4-11	364	2-7	.286	2-3	.667	1	4	5	4.7	0	1	3	0	0	12	16.0
SYRACUSE	01/23/12	*	32	3-8	375	2-5	.400	0-0	.000	2	7	9	4.9	3	4	0	0	0	8	15.6
at Rutgers	01/28/12	*	33	4-12	333	3-8	.375	0-0	.000	1	2	3	4.8	0	0	2	0	1	11	15.4
DEPAUL	02/04/12	*	37	6-12	500	2-6	.333	2-4	.500	1	4	5	4.8	1	4	1	0	0	16	15.4
at St. John's	2/8/12	*	30	5-10	500	3-6	.500	1-2	.500	2	6	8	5.0	1	4	3	0	1	14	15.4
at Marquette	2/11/12	*	27	2-6	333	2-3	.667	1-2	.500	3	3	6	5.0	1	2	1	0	0	7	15.0
PROVIDENCE	2/15/12	*	37	6-15	400	3-10	.300	7-8	.875	2	6	8	5.1	4	3	1	0	2	22	15.3
SETON HALL	02/18/12	*	35	3-8	375	1-5	.200	0-0	.000	2	2	4	5.1	0	3	2	1	0	7	15.0
LOUISVILLE	02/23/12	*	36	4-11	364	2-7	.286	2-2	1.000	1	2	3	5.0	1	4	0	1	0	12	14.9
at USF	2/26/12	*	32	6-14	429	0-4	.000	1-1	1.000	1	1	2	4.9	1	3	1	0	0	13	14.8
MARQUETTE	02/29/12	*	36	4-12	333	1-7	.143	0-1	.000	1	1	2	4.8	0	4	1	0	2	9	14.6
at Villanova	03/03/12	*	37	5-13	385	1-6	.167	2-3	.667	1	3	4	4.8	1	3	1	0	0	13	14.6
vs GEORGETOWN	3/8/12	*	40	4-10	400	1-6	.167	3-3	1.000	1	3	4	4.8	4	0	2	1	2	12	14.5
vs Syracuse	3/9/12	*	38	6-10	600	6-9	.667	0-0	.000	1	2	3	4.7	1	5	3	0	5	18	14.6
vs Louisville	3/10/12	*	33	2-9	222	1-4	.250	0-0	.000	1	2	3	4.6	1	2	0	1	1	5	14.3
vs Texas	3/16/12	*	38	3-7	429	1-3	.333	1-2	.500	0	4	4	4.6	0	6	0	1	2	8	14.1
vs Florida State	3/18/12	*	37	5-9	556	4-6	.667	4-4	1.000	0	6	6	4.7	2	0	2	0	2	18	14.3
vs Ohio State	3/22/12	*	36	6-12	500	3-8	.375	0-0	.000	0	1	1	4.6	2	2	3	0	0	15	14.3
Totals			37	1277	185-432	.428	92-245	.376	66-88	.750	52	117	169	4.6	49	78	12	49	528	14.3

Games played: 37
Minutes/game: 34.5
Points/game: 14.3
FG Pct: 42.8
3FG Pct: 37.6
FT Pct: 75.0

Rebounds/game: 4.6
Assists/game: 2.1
Turnovers/game: 1.5
Assist/turnover ratio: 1.4
Steals/game: 1.3
Blocks/game: 0.3

KILPATRICK'S CAREER STATISTICS - ALL GAMES

Season	gp-gs	min/avg	Total fg-fga	pct	3-Point fg-fga	pct	F-Throws ft-fa	pct	Rebounds off	def	tot	avg	pf	fo	ast	to	blk	stl	pts	avg
2010-11	35-1	720/20.6	114-261	.437	46-122	.377	65-90	.722	42	69	111	3.2	45	0	52	43	2	27	339	9.7
2011-12	37-37	1277/34.5	185-432	.428	92-245	.376	66-88	.750	52	117	169	4.6	49	0	78	56	12	49	528	14.3
TOTAL	72-38	1997/27.7	299-693	.431	138-367	.376	131-178	.736	94	186	280	3.9	94	0	130	99	14	76	867	12.0



KELVIN GAINES

R-FR • CENTER • 6-10 • 225

OCALA, FLA.

ARLINGTON COUNTRY DAY

24

2011-12 Season (R-Freshman): Played in 17 games with one start, averaging 8.5 minutes ... ranked third on the team with 23 blocks ... recorded a season-high seven blocks while grabbing seven rebounds and three steals to go with two points against Chicago State (12/23) in his first career start ... scored a season-high seven points on 3-of-5 shooting to go with six rebounds and three blocks against Arkansas-Pine Bluff (12/21) ... blocked three shots and grabbed five rebounds in the season opener against Alabama State (11/13) ... grabbed three rebounds at St. John's (2/8).

GAINES' SEASON & CAREER HIGHS

Season		Career
7 vs. Arkansas-Pine Bluff, 12/21/11	Points	7 vs. Arkansas-Pine Bluff, 12/21/11
--	3-Pointers Made	--
7 vs. Chicago State, 12/23/11	Rebounds	7 vs. Chicago State, 12/23/11
1, 2x (last vs. Arkansas-Pine Bluff, 12/21/11)	Assists	1, 2x (last vs. Arkansas-Pine Bluff, 12/21/11)
3 vs. Chicago State, 12/23/11	Steals	3 vs. Chicago State, 12/23/11
7 vs. Chicago State, 12/23/11	Blocks	7 vs. Chicago State, 12/23/11
22 vs. Chicago State, 12/23/11	Minutes	22 vs. Chicago State, 12/23/11

GAINES' MISCELLANEOUS STATISTICS

Category	2011-12	Career
Double-Figure Scoring Games	0	0
Double-Figure Rebounding Games	0	0
Double-Double Games	0	0
20-Point Scoring Games	0	0
Games Led UC in Scoring	0	0
Games Led UC in Rebounding	1	1
Games Led UC in Assists	0	0
Games With 3+ Assists	0	0
Games With 3+ Blocks	3	3
Games With 3+ Steals	1	1
Games With 3+ Three-Pointers	0	0

2011-12 GAME-BY-GAME STATISTICS

#24 GAINES, Kelvin

Opponent	Date	gs	min	Total		3-Pointers		Free throws		Rebounds											
				fg-fga	pct	3fg-fga	pct	ft-fa	pct	off	def	tot	avg	pf	a	to	blk	stl	pts	avg	
ALABAMA STATE	11/13/11	8	0-0	.000	0-0	.000	0-0	.000	1	4	5	5.0	2	0	0	3	0	0	0	0	0.0
JACKSONVILLE STATE	11/15/11	8	0-1	.000	0-0	.000	0-0	.000	0	2	2	3.5	0	0	0	2	0	0	0	0	0.0
PRESBYTERIAN	11/19/11	10	0-2	.000	0-0	.000	0-0	.000	1	0	1	2.7	2	0	1	1	0	0	0	0	0.0
NORTHWESTERN STATE	11/21/11	5	0-0	.000	0-0	.000	0-2	.000	0	2	2	2.5	0	0	0	0	0	0	0	0	0.0
MIAMI (OHIO)	11/29/11	3	0-0	.000	0-0	.000	0-0	.000	1	1	2	2.2	0	0	0	0	0	0	0	0	0.0
at Georgia	12/02/11	0	0-0	.000	0-0	.000	0-0	.000	0	0	0	1.8	0	0	0	0	0	0	0	0	0.0
at Xavier	12/10/11	9	0-0	.000	0-0	.000	0-0	.000	0	1	1	1.7	0	0	0	1	1	0	0	0	0.0
at Wright State	12/14/11	17	1-1	1.000	0-0	.000	0-0	.000	0	2	2	1.8	5	1	0	2	0	2	0	3	0.3
RAFORD	12/17/11	17	1-1	1.000	0-0	.000	1-1	1.000	0	4	4	2.0	4	0	0	2	0	3	0	6	
ARKANSAS-PINE BLUFF	12/21/11	21	3-5	.600	0-0	.000	1-3	.333	3	3	6	2.4	3	1	3	3	0	7	12		
CHICAGO STATE	12/23/11	22	1-3	.333	0-0	.000	0-0	.000	3	4	7	2.8	2	0	0	7	3	2	13		
vs Oklahoma	12/29/11	14	0-1	.000	0-0	.000	0-0	.000	1	2	3	2.8	4	0	0	1	1	0	12		
at Pittsburgh	01/01/12	5	0-1	.000	0-0	.000	0-0	.000	1	0	1	2.7	0	0	0	0	0	0	0	1.1	
SYRACUSE	01/23/12	1	0-0	.000	0-0	.000	0-0	.000	0	0	0	2.5	1	0	0	0	0	0	0	1.0	
DEPAUL	02/04/12	1	0-0	.000	0-0	.000	0-0	.000	0	0	0	2.3	1	0	1	0	0	0	0	0.9	
at St. John's	2/8/12	3	0-0	.000	0-0	.000	0-0	.000	1	2	3	2.4	3	0	3	0	0	0	0	0.9	
at Marquette	2/11/12	1	0-0	.000	0-0	.000	0-0	.000	0	0	0	2.2	0	0	0	0	0	0	0	0.8	
Totals		1	145	6-15	.400	0-0	.000	2-6	.333	11	27	38	2.2	27	2	8	23	5	14	0.8	

Games played: 17

Minutes/game: 8.5

Points/game: 0.8

FG Pct: 40.0

FT Pct: 33.3

Rebounds/game: 2.2

Assists/game: 0.1

Turnovers/game: 0.5


Assist/turnover ratio: 0.3

Steals/game: 0.3

Blocks/game: 1.4

GAINES' CAREER STATISTICS - ALL GAMES

			Total		3-Point		F-Throws		Rebounds											Scoring	
Season	gp-gs	min/avg	fg-fga	pct	fg-fga	pct	ft-fa	pct	off	def	tot	avg	pf	fo	ast	to	blk	stl	pts	avg	
2011-12	17-1	145/8.5	6-15	.400	0-0	.000	2-6	.333	11	27	38	2.2	27	1	2	8	23	5	14	0.8	
TOTAL	17-1	145/8.5	6-15	.400	0-0	.000	2-6	.333	11	27	38	2.2	27	1	2	8	23	5	14	0.8	



YANCY GATES

SR • FORWARD • 6-9 • 260
CINCINNATI, OHIO
WITHROW

34

Only player in school history to lead UC in rebounding for four consecutive seasons
One of only six players in school history to amass at least 1,400 points and 900 rebounds

Member of 1,000-point club (14th place – 1,485 points)

Ranks ninth on UC's career rebounds list with 916

Ranks tied for third with 132 career games played

Named to 2012 BIG EAST Championship All-Tournament Team

2009 BIG EAST All-Rookie Team selection

2011-12 Season (Senior): Played in 31 games with 29 starts, averaging 12.2 points and a team-high 8.9 rebounds ... finished as one of only six players in school history with at least 1,400 points and 900 rebounds ... ended career with 1,485 points, 14th in school history ... finished career with 916 rebounds, ninth most in school history ... became first player in school history to lead the Bearcats in rebounding for four seasons ... tied for third in school history with 132 games played ... tied for fourth in the BIG EAST, averaging 8.9 rebounds for the season ... averaged a team-high 13.7 points and 6.8 rebounds while shooting 48.5 percent from the field (33-of-68) during postseason play ... averaged a team-best 9.4 rebounds during BIG EAST games ... named to BIG EAST Championship All-Tournament Team, averaging 16.7 points and 7.0 rebounds ... tallied nine double-doubles to finish career with 22 double-doubles ... led UC in rebounding in 22 of 31 games ... grabbed a season-high 13 rebounds twice, at West Virginia (1/21) and vs. Marquette (2/29) ... posted 16 points and 10 rebounds against Texas in the second round of the NCAA Tournament (3/16) ... tallied 18 points and seven rebounds against Syracuse in the BIG EAST Championship semifinals (3/9) ... recorded a season-high 23 points on 10-of-19 shooting along with eight rebounds and three steals in a career-high 46 minutes of play in the BIG EAST Championship quarterfinal vs. Georgetown (3/8) ... registered 16 points and a game-high 10 rebounds against Syracuse (1/23) ... had 16 points with nine rebounds against Villanova (1/14) ... secured double-double with 18 points and 12 rebounds at Xavier (12/10) ... finished with 20 double-figure scoring games and 11 double-figure rebounding games.

GATES' SEASON & CAREER HIGHS

2011-12 Season	Career
23 vs. Georgetown, 3/8/12	Points 25 vs. USF, 3/9/11
1, 2x (last vs. Presbyterian, 11/19/11)	3-Pointers Made 2, vs. Missouri, 3/17/11
13, 2x (last vs. Marquette, 2/29/12)	Rebounds 14, 2x (last vs. Xavier, 1/6/11)
4, 2x (last vs. Jacksonville State, 11/15/2011)	Assists 4, 2x (last vs. Jacksonville State, 11/15/2011)
3 vs. Georgetown, 3/8/12	Steals 4 vs. St. Francis, 12/23/10
3, 2x (last vs. Texas, 3/16/12)	Blocked Shots 4, 3x (last vs. FAMU, 11/22/10)
46 vs. Georgetown, 3/8/12	Minutes 46 vs. Georgetown, 3/8/12

GATES' MISCELLANEOUS STATISTICS


Category	2011-12	Career
Double-Figure Scoring Games	20	84
Double-Figure Rebounding Games	11	24
Double-Double Games	9	22
20-Point Scoring Games	1	7
Games Led UC in Scoring	7	30
Games Led UC in Rebounding	22	64
Games Led UC in Assists	1	3
Games With 3+ Assists	2	9
Games With 3+ Blocks	1	11
Games With 3+ Steals	1	4
Games With 3+ Three-Pointers	0	0

2011-12 GAME-BY-GAME STATISTICS

Opponent	Date	gs	min	Total		3-Pointers		Free throws		Rebounds											
				fg-fga	pct	3fg-fga	pct	ft-fa	pct	off	def	tot	avg	pf	a	to	blk	stl	pts	avg	
ALABAMA STATE	11/13/11	*	32	6-15	.400	0-0	.000	3-7	.429	2	9	11	11.0	3	1	1	1	2	15	15.0	
JACKSONVILLE STATE	11/15/11	*	35	3-10	.300	1-1	1.000	1-1	1.000	2	7	9	10.0	1	4	3	2	0	8	11.5	
PRESBYTERIAN	11/19/11	*	39	7-16	.438	1-1	1.000	2-6	.333	4	4	8	9.3	0	1	0	2	2	17	13.3	
NORTHWESTERN STATE	11/21/11	*	30	9-14	.643	0-0	.000	0-0	.000	4	7	11	9.8	2	1	0	1	0	18	15.0	
MARSHALL	11/25/11	*	39	8-16	.500	0-1	.000	1-2	.500	1	6	7	9.2	2	0	2	1	0	17	15.0	
MIAMI (OHIO)	11/29/11	*	28	5-11	.455	0-0	.000	0-0	.000	3	7	10	9.3	2	0	1	1	0	10	14.2	
at Georgia	12/02/11	*	36	2-8	.250	0-0	.000	1-2	.500	2	6	8	9.1	3	1	2	1	1	5	12.9	
at Xavier	12/10/11	*	36	7-15	.467	0-0	.000	4-6	.667	4	8	12	9.5	0	0	3	0	1	18	13.5	
NOTRE DAME	01/04/12	21	3-4	.750	0-0	.000	0-0	.000	3-5	8	9.3	4	1	2	3	0	0	6	12.7		
ST. JOHN'S	01/07/12	19	4-9	.444	0-0	.000	2-3	.667	3	4	7	9.1	3	0	0	0	0	10	12.4		
at Georgetown	01/09/12	*	32	2-6	.333	0-0	.000	4-5	.800	3	4	7	8.9	2	0	1	0	2	8	12.0	
VILLANOVA	01/14/12	*	34	7-11	.636	0-0	.000	2-3	.667	4	5	9	8.9	5	3	0	0	1	16	12.3	
at Connecticut	1/18/12	*	36	5-10	.500	0-0	.000	3-3	1.000	5	7	12	9.2	1	0	0	0	0	13	12.4	
at West Virginia	1/21/12	*	35	4-10	.400	0-0	.000	2-4	.500	4	9	13	9.4	3	0	1	1	0	10	12.2	
SYRACUSE	01/23/12	*	31	7-12	.583	0-0	.000	2-7	.286	1	9	10	9.5	2	0	1	0	0	16	12.5	
at Rutgers	01/28/12	*	31	7-11	.636	0-0	.000	2-3	.667	3	5	8	9.4	2	1	0	0	0	16	12.7	
DEPAUL	02/04/12	*	28	5-10	.500	0-0	.000	1-3	.333	4	2	6	9.2	4	0	2	2	1	11	12.6	
at St. John's	2/8/12	*	21	6-8	.750	0-0	.000	2-3	.667	5	4	9	9.2	4	0	0	1	1	14	12.7	
at Marquette	2/11/12	*	33	5-13	.385	0-0	.000	1-3	.333	6	6	12	9.3	1	1	0	1	0	11	12.6	
PROVIDENCE	2/15/12	*	34	5-13	.385	0-0	.000	6-8	.750	5	4	9	9.3	1	0	2	2	1	16	12.8	
SETON HALL	02/18/12	*	31	2-6	.333	0-0	.000	1-2	.500	1	7	8	9.2	3	1	1	1	1	5	12.4	
LOUISVILLE	02/23/12	*	34	3-8	.375	0-0	.000	4-6	.667	3	7	10	9.3	4	2	4	2	1	10	12.3	
at USF	2/26/12	*	31	2-8	.250	0-0	.000	0-0	.000	3	7	10	9.3	4	0	0	1	0	4	11.9	
MARQUETTE	02/29/12	*	23	2-8	.250	0-0	.000	2-2	1.000	5	8	13	9.5	4	0	1	1	2	6	11.7	
at Villanova	03/03/12	*	34	7-9	.778	0-0	.000	2-4	.500	5	4	9	9.4	4	2	0	0	0	16	11.8	
vs GEORGETOWN	3/8/12	*	46	10-19	.526	0-1	.000	3-4	.750	3	5	8	9.4	3	1	0	0	3	23	12.3	
vs Syracuse	3/9/12	*	37	6-13	.462	0-0	.000	6-8	.750	5	2	7	9.3	1	1	2	0	0	18	12.5	
vs Louisville	3/10/12	*	36	4-10	.400	0-1	.000	1-1	1.000	2	4	6	9.2	2	0	1	0	0	9	12.4	
vs Texas	3/16/12	*	31	7-12	.583	0-0	.000	1-4	.250	2	8	10	9.2	1	1	1	3	1	15	12.4	
vs Florida State	3/18/12	*	31	3-7	.429	0-0	.000	4-5	.800	1	4	5	9.1	4	0	2	1	1	10	12.4	
vs Ohio State	3/22/12	*	29	3-7	.429	0-0	.000	1-1	1.000	0	5	5	8.9	3	0	1	1	2	7	12.2	
Totals			29	993	156-329	.474	2-5	.400	64-106	.604	98	179	277	8.9	78	22	34	29	23	378	12.2

GATES' CAREER STATISTICS - ALL GAMES

Season	gp-gs	min/avg	Total fg-fga	pct	3-Point fg-fga	pct	F-Throws ft-fa	pct	Rebounds off	def	tot	avg	Scoring pf	fo	ast	to	blk	stl	pts	avg
2008-09	32-18	785/24.5	145-303	.479	1-5	.200	48-82	.585	90	105	195	6.1	75	0	14	41	32	15	339	10.6
2009-10	35-24	892/25.5	155-297	.522	0-2	.000	53-90	.589	88	120	208	5.9	85	0	30	48	30	20	363	10.4
2010-11	34-28	944/27.8	162-317	.511	4-14	.286	77-133	.579	74	162	236	6.9	75	2	42	44	43	27	405	11.9
2011-12	31-29	993/32.0	156-329	.474	2-5	.400	64-106	.604	98	179	277	8.9	78	1	22	34	29	23	378	12.2
TOTAL	132-99	3614/27.4	618-1246	.496	7-26	.269	242-411	.589	350	566	916	6.9	313	3	108	167	134	85	1485	11.3



JAQUON PARKER

JR • GUARD • 6-3 • 210
SUFFOLK, VA.
KING'S FORK

44

Pronunciation: Juh-KWON Parker

Named to BIG EAST Weekly Honor Roll (3/4)

2011-12 Season (Junior): Played in 30 games with 24 starts, averaging 26.6 minutes ... averaged a career-best 9.4 points while finishing second on the team averaging 5.6 rebounds ... averaged 12.4 points and 7.4 rebounds during the last eight games of the season, ranking second on the team in scoring and rebounding during the stretch ... led UC in rebounding during the NCAA tournament, averaging 7.7 rebounds ... led the Bearcats in rebounding at 8.3 boards per game while averaging 9.3 points during the BIG EAST Championship, leading UC in rebounding in every conference tournament game ... scored in double-figures in 12 games during the season ... led UC in rebounding in five games ... tallied nine points and a career-high 11 rebounds with four assists against Florida State (3/18) in the NCAA tournament third round ... posted 10 points on 5-of-9 shooting and corralled seven rebounds vs. Louisville (3/10) in the BIG EAST Championship title game ... recorded nine points, 10 rebounds and three assists vs. Georgetown (3/8) in the BIG EAST Championship quarterfinals... named to BIG EAST Weekly Honor Roll (3/4) for his efforts in wins over Marquette (2/29) and at Villanova (3/3) ... scored 11 points at Villanova (3/3) ... recorded a career-high 28 points on 10-of-18 shooting along with seven rebounds and two assists in a win against Marquette (2/29) ... scored a team-high 15 points on 6-of-12 shooting to go with a league season-high eight rebounds and four assists at Marquette (2/11) ... posted 12 points and four rebounds in 20 minutes off the bench at Connecticut (1/18) ... led all scorers with 21 points, posting four three-pointers, seven rebounds, three assists and one steal at Pitt (1/1) ... scored 17 points, making a trio of three-pointers vs. Arkansas-Pine Bluff (12/21) ... made first start of the season, scoring 14 points with six rebounds in 23 minutes at Wright State (12/14) ... missed UC's first seven games due to a right groin injury suffered during the preseason.

PARKER'S SEASON & CAREER HIGHS

2011-12 Season		Career
28 vs. Marquette, 2/29/12	Points	28 vs. Marquette, 2/29/12
4 at Pitt, 1/1/12	3-Pointers Made	4 at Pitt, 1/1/12
11 vs. Florida State, 3/18/12	Rebounds	11 vs. Florida State, 3/18/12
4, 3x (vs. Florida State, 3/18/12)	Assists	6 vs. St. Francis, 12/23/10
1, 6x (last at Marquette, 2/11/12)	Steals	2, 2x (last vs. St. Francis, 12/23/10)
1 vs. Villanova, 1/14/12	Blocked Shots	1, 3x (last vs. Villanova, 1/14/12)
46 vs. Georgetown, 3/8/12	Minutes	46 vs. Georgetown, 3/8/12

PARKER'S MISCELLANEOUS STATISTICS

Category	2011-12	Career
Double-Figure Scoring Games	12	16
Double-Figure Rebounding Games	2	2
Double-Double Games	0	0
20-Point Scoring Games	2	2
Games Led UC in Scoring	3	4
Games Led UC in Rebounding	5	7
Games Led UC in Assists	0	5
Games With 3+ Assists	5	10
Games With 3+ Blocks	0	0
Games With 3+ Steals	0	0
Games With 3+ Three-Pointers	3	7

2011-12 GAME-BY-GAME STATISTICS

Opponent	Date	gs	min	Total		3-Pointers		Free throws		Rebounds											
				fg-fga	pct	3fg-fga	pct	ft-fa	pct	off	def	tot	avg	pf	a	to	blk	stl	pts	avg	
at Xavier	12/10/11		15	1-2	500	0-0	.000	2-2	1.000	2	1	3	3.0	3	0	1	0	1	4	4.0	
at Wright State	12/14/11	*	23	5-8	625	2-3	.667	2-3	.667	4	2	6	4.5	3	1	3	0	0	14	9.0	
RADFORD	12/17/11	*	26	4-7	571	1-1	1.000	0-0	.000	3	6	9	6.0	1	3	1	0	0	9	9.0	
ARKANSAS-PINE BLUFF	12/21/11	*	18	5-7	714	3-3	1.000	4-5	.800	1	0	1	4.8	2	0	1	0	0	17	11.0	
CHICAGO STATE	12/23/11	*	23	4-6	667	0-1	.000	0-0	.000	1	6	7	5.2	1	4	1	0	0	8	10.4	
vs Oklahoma	12/29/11	*	34	2-8	250	1-3	.333	6-6	1.000	4	5	9	5.8	0	2	0	0	1	11	10.5	
at Pittsburgh	01/01/12	*	37	7-11	636	4-6	.667	3-5	.600	4	3	7	6.0	2	3	1	0	1	21	12.0	
NOTRE DAME	01/04/12	*	31	3-8	375	3-5	.600	2-2	1.000	0	5	5	5.9	2	1	1	0	1	11	11.9	
ST. JOHN'S	01/07/12	*	21	0-7	000	0-1	.000	0-0	.000	3	3	6	5.9	1	1	0	0	2	0	10.6	
at Georgetown	01/09/12	*	11	0-1	000	0-1	.000	0-0	.000	1	1	2	5.5	0	0	0	0	1	0	9.5	
VILLANOVA	01/14/12		17	2-4	500	1-2	.500	2-3	.667	0	0	0	5.0	4	1	0	1	0	7	9.3	
at Connecticut	1/18/12		20	5-10	500	2-4	.500	0-0	.000	0	4	4	4.9	3	1	0	0	0	12	9.5	
at West Virginia	1/21/12		26	3-7	429	0-1	.000	3-5	.600	2	2	4	4.8	3	0	1	0	1	9	9.5	
SYRACUSE	01/23/12		17	1-7	143	0-3	.000	0-0	.000	1	3	4	4.8	4	0	0	0	0	2	8.9	
at Rutgers	01/28/12		21	2-8	250	0-3	.000	3-4	.750	0	3	3	4.7	4	1	3	0	1	7	8.8	
DEPAUL	02/04/12	*	24	2-3	667	0-0	.000	0-0	.000	0	5	5	4.7	1	0	3	0	1	4	8.5	
at St. John's	2/8/12	*	25	2-6	333	0-0	.000	1-2	.500	2	3	5	4.7	0	1	1	0	1	5	8.3	
at Marquette	2/11/12	*	32	6-12	500	0-2	.000	3-6	.500	3	5	8	4.9	3	4	1	0	1	15	8.7	
PROVIDENCE	2/15/12	*	28	3-9	333	0-0	.000	2-2	1.000	1	4	5	4.9	0	0	1	0	0	8	8.6	
SETON HALL	02/18/12	*	32	4-9	444	2-5	.400	2-4	.500	1	6	7	5.0	1	0	0	1	1	12	8.8	
LOUISVILLE	02/23/12	*	14	0-4	000	0-1	.000	0-0	.000	3	1	4	5.0	0	1	0	0	0	0	8.4	
at USF	2/26/12	*	32	2-9	222	1-3	.333	1-2	.500	1	4	5	5.0	0	0	0	0	0	6	8.3	
MARQUETTE	02/29/12	*	35	10-18	556	2-4	.500	6-8	.750	2	5	7	5.0	3	2	0	0	0	28	9.1	
at Villanova	03/03/12	*	31	3-7	429	1-2	.500	4-5	.800	2	2	4	5.0	0	0	3	0	0	11	9.2	
vs GEORGETOWN	3/8/12	*	46	4-10	400	1-4	.250	0-0	.000	3	7	10	5.2	3	3	1	0	0	9	9.2	
vs Syracuse	3/9/12	*	31	2-8	250	0-1	.000	5-7	.714	2	6	8	5.3	1	0	1	0	2	9	9.2	
vs Louisville	3/10/12	*	32	5-9	556	0-1	.000	0-4	.000	0	7	7	5.4	3	0	1	0	1	10	9.2	
vs Texas	3/16/12	*	34	6-15	400	1-5	.200	0-0	.000	2	4	6	5.4	2	3	2	0	0	13	9.4	
vs Florida State	3/18/12	*	30	2-8	250	0-1	.000	5-6	.833	5	6	11	5.6	3	4	1	0	0	9	9.3	
vs Ohio State	3/22/12	*	32	4-10	400	1-4	.250	1-3	.333	2	4	6	5.6	2	2	3	0	1	10	9.4	
Totals			24	798	99-238	416	26-70	.371	57-84	.679	55	113	168	5.6	55	38	31	2	17	281	9.4

Games played: 30
Minutes/game: 26.6
Points/game: 9.4
FG Pct: 41.6
3FG Pct: 37.1

Rebounds/game: 5.6
Assists/game: 1.3
Turnovers/game: 1.0
Assist/turnover ratio: 1.2
Steals/game: 0.6

PARKER'S CAREER STATISTICS - ALL GAMES

			Total		3-Point		F-Throws		Rebounds											Scoring	
Season	gp-gs	min/avg	fg-fga	pct	fg-fga	pct	ft-fa	pct	off	def	tot	avg	pf	fo	ast	to	blk	stl	pts	avg	
2009-10	26-8	342/13.2	37-82	.451	17-47	.362	20-33	.606	21	52	73	2.8	22	0	26	19	1	9	111	4.3	
2010-11	23-1	196/8.5	9-49	.184	3-20	.150	14-24	.583	12	28	40	1.7	10	0	18	13	1	5	35	1.5	
2011-12	30-24	798/26.6	99-238	.416	26-70	.371	57-84	.679	55	113	168	5.6	55	0	38	31	2	17	281	9.4	
TOTAL	79-33	1336/16.9	145-369	.393	46-137	.336	91-141	.645	88	193	281	3.6	87	0	82	63	4	31	427	5.4	



2011-12 Cincinnati Men's Basketball
Cincinnati Combined Team Statistics (as of Mar 26, 2012)
All games



Overall record: 26-11 Conf: 12-6 Home: 14-4 Away: 7-5 Neutral: 5-2

#	Player	gp-gs	min	avg	Total		3-Point		F-Throw		Rebounds				pf	dq	a	to	blk	stl	pts	avg
					fg-fga	fg%	3fg-fga	3fg%	ft-fa	ft%	off	def	tot	avg								
23	KILPATRICK, Sean	37-37	1277	34.5	185-432	.428	92-245	.376	66-88	.750	52	117	169	4.6	49	0	78	56	12	49	528	14.3
03	DIXON, Dion	37-37	1265	34.2	159-429	.371	47-180	.261	116-166	.699	67	59	126	3.4	45	0	76	67	17	60	481	13.0
34	GATES, Yancy	31-29	993	32.0	156-329	.474	2-5	.400	64-106	.604	98	179	277	8.9	78	1	22	34	29	23	378	12.2
01	WRIGHT, Cashmere	37-36	1156	31.2	149-364	.409	63-170	.371	42-63	.667	28	112	140	3.8	81	3	169	83	2	74	403	10.9
44	PARKER, JaQuon	30-24	798	26.6	99-238	.416	26-70	.371	57-84	.679	55	113	168	5.6	55	0	38	31	2	17	281	9.4
05	JACKSON, Justin	37-20	780	21.1	77-148	.520	0-7	.000	34-65	.523	72	84	156	4.2	116	7	39	55	61	33	188	5.1
00	DAVIS III, Jeremiah	27-0	213	7.9	26-66	.394	12-31	.387	4-9	.444	5	20	25	0.9	20	0	14	16	1	13	68	2.5
02	ELLIS, Octavius	3-0	25	8.3	2-5	.400	0-0	.000	3-4	.750	1	4	5	1.7	1	0	1	3	2	2	7	2.3
14	GUYN, Ge'Lawn	32-0	322	10.1	27-69	.391	9-33	.273	9-14	.643	5	21	26	0.8	36	0	20	19	0	18	72	2.3
15	SANDERS, Jermaine	28-0	238	8.5	16-42	.381	7-19	.368	9-18	.500	12	21	33	1.2	11	0	14	13	2	1	48	1.7
13	MBODJ, Cheikh	28-1	271	9.7	20-53	.377	1-1	1.000	7-18	.389	29	31	60	2.1	47	1	4	7	19	3	48	1.7
24	GAINES, Kelvin	17-1	145	8.5	6-15	.400	0-0	.000	2-6	.333	11	27	38	2.2	27	1	2	8	23	5	14	0.8
10	EPPENSTEINER, Alex	8-0	17	2.1	2-4	.500	1-2	.500	1-2	.500	0	2	2	0.3	4	0	2	2	0	0	6	0.8
Team											54	54	108					9				
Total.....		37	7500		924-2194	.421	260-763	.341	414-643	.644	489	844	1333	36.0	570	13	479	403	170	298	2522	68.2
Opponents.....		37	7500		849-2063	.412	207-641	.323	371-542	.685	443	881	1324	35.8	573	-	465	518	120	200	2276	61.5

TEAM STATISTICS	CIN	OPP
SCORING	2522	2276
Points per game	68.2	61.5
Scoring margin	+6.6	-
FIELD GOALS-ATT	924-2194	849-2063
Field goal pct	.421	.412
3 POINT FG-ATT	260-763	207-641
3-point FG pct	.341	.323
3-pt FG made per game	7.0	5.6
FREE THROWS-ATT	414-643	371-542
Free throw pct	.644	.685
F-Throws made per game	11.2	10.0
REBOUNDS	1333	1324
Rebounds per game	36.0	35.8
Rebounding margin	+0.2	-
ASSISTS	479	465
Assists per game	12.9	12.6
TURNOVERS	403	518
Turnovers per game	10.9	14.0
Turnover margin	+3.1	-
Assist/turnover ratio	1.2	0.9
STEALS	298	200
Steals per game	8.1	5.4
BLOCKS	170	120
Blocks per game	4.6	3.2
ATTENDANCE	145235	221245
Home games-Avg/Game	18-8069	12-9588
Neutral site-Avg/Game	-	7-15170

Score by Periods	1st	2nd	OT	OT2	Totals
Cincinnati	1201	1290	21	10	2522
Opponents	1008	1232	28	8	2276

Date	Opponent		Score	Att.
11/13/11	ALABAMA STATE	W	65-40	4624
11/15/11	JACKSONVILLE STATE	W	73-59	4542
11/19/11	PRESBYTERIAN	L	54-56	4960
11/21/11	NORTHWESTERN STATE	W	71-43	4505
11/25/11	MARSHALL	Lot	69-73	7021
11/29/11	MIAMI (OHIO)	W	56-47	6457
12/02/11	at Georgia	W	57-51	6796
12/10/11	at Xavier	L	53-76	10250
12/14/11	at Wright State	W	78-58	5977
12/17/11	RADFORD	W	101-70	4771
12/21/11	ARKANSAS-PINE BLUFF	W	101-53	4874
12/23/11	CHICAGO STATE	W	95-60	5321
12/29/11	vs Oklahoma	W	56-55	4439
* 01/01/12	at Pittsburgh	W	66-63	12508
* 01/04/12	NOTRE DAME	W	71-55	10142
* 01/07/12	ST. JOHN'S	L	55-57	8820
* 01/09/12	at Georgetown	W	68-64	7877
* 01/14/12	VILLANOVA	W	82-78	10255
* 1/18/12	at Connecticut	W	70-67	10167
* 1/21/12	at West Virginia	Lot	74-77	14070
* 01/23/12	SYRACUSE	L	53-60	13176
* 01/28/12	at Rutgers	L	54-61	7693
* 02/04/12	DEPAUL	W	74-66	10450
* 2/8/12	at St. John's	W	76-54	7618
* 2/11/12	at Marquette	L	78-95	18815
* 2/15/12	PROVIDENCE	W	81-66	7822
* 02/18/12	SETON HALL	W	62-57	13003
* 02/23/12	LOUISVILLE	W	60-56	13176
* 2/26/12	at USF	L	45-46	6784
* 02/29/12	MARQUETTE	W	72-61	11316
* 03/03/12	at Villanova	W	72-68	6500
3/8/12	vs GEORGETOWN	Wo2	72-70	20057
3/9/12	vs Syracuse	W	71-68	20057
3/10/12	vs Louisville	L	44-50	20057
3/16/12	vs Texas	W	65-59	11751
3/18/12	vs Florida State	W	62-56	11033
3/22/12	vs Ohio State	L	66-81	18796

* = Conference game



2011-12 Cincinnati Men's Basketball
Cincinnati Combined Team Statistics (as of Mar 26, 2012)
Conference games

RECORD:	OVERALL	HOME	AWAY	NEUTRAL
ALL GAMES	12-6	7-2	5-4	0-0
CONFERENCE	12-6	7-2	5-4	0-0
NON-CONFERENCE	0-0	0-0	0-0	0-0

#	Player	gp-gs	min	avg	Total		3-Point		F-Throw		Rebounds						a	to	blk	stl	pts	avg
					fg-fga	fg%	3fg-fga	3fg%	ft-fa	ft%	off	def	tot	avg	pf	dq						
23	KILPATRICK, Sean	18-18	613	34.1	89-219	.406	41-123	.333	31-44	.705	24	61	85	4.7	23	0	42	20	2	16	250	13.9
03	DIXON, Dion	18-18	633	35.2	79-221	.357	26-94	.277	56-73	.767	32	22	54	3.0	21	0	43	26	11	31	240	13.3
34	GATES, Yancy	17-15	508	29.9	76-156	.487	0-0	.000	36-59	.610	63	97	160	9.4	51	1	11	15	15	10	188	11.1
01	WRIGHT, Cashmere	18-17	551	30.6	65-175	.371	30-81	.370	24-36	.667	20	50	70	3.9	40	0	75	36	1	43	184	10.2
44	PARKER, JaQuon	18-13	454	25.2	55-140	.393	16-43	.372	32-48	.667	26	59	85	4.7	31	0	16	15	2	11	158	8.8
05	JACKSON, Justin	18-9	367	20.4	41-82	.500	0-4	.000	17-29	.586	36	31	67	3.7	56	1	21	22	22	17	99	5.5
00	DAVIS III, Jeremiah	18-0	126	7.0	14-39	.359	6-17	.353	2-7	.286	2	10	12	0.7	13	0	8	6	1	7	36	2.0
14	GUYN, Ge'Lawn	15-0	139	9.3	11-28	.393	3-16	.188	3-4	.750	0	12	12	0.8	15	0	5	8	0	8	28	1.9
13	MBODJ, Cheikh	17-0	155	9.1	10-27	.370	0-0	.000	3-7	.429	17	21	38	2.2	28	0	2	4	16	1	23	1.4
15	SANDERS, Jermaine	12-0	65	5.4	2-9	.222	1-2	.500	1-2	.500	2	6	8	0.7	4	0	8	5	1	0	6	0.5
10	EPPENSTEINER, Alex	2-0	3	1.5	0-0	.000	0-0	.000	1-2	.500	0	1	1	0.5	0	0	0	1	0	0	1	0.5
24	GAINES, Kelvin	5-0	11	2.2	0-1	.000	0-0	.000	0-0	.000	2	2	4	0.8	5	0	0	4	0	0	0	0.0
Team											25	32	57					5				
Total.....		18	3625		442-1097	.403	123-380	.324	206-311	.662	249	404	653	36.3	287	2	231	167	71	144	1213	67.4
Opponents.....		18	3625		433-1020	.425	103-329	.313	182-264	.689	215	451	666	37.0	275	-	252	229	62	81	1151	63.9

TEAM STATISTICS	CIN	OPP
SCORING	1213	1151
Points per game	67.4	63.9
Scoring margin	+3.4	-
FIELD GOALS-ATT	442-1097	433-1020
Field goal pct	.403	.425
3 POINT FG-ATT	123-380	103-329
3-point FG pct	.324	.313
3-pt FG made per game	6.8	5.7
FREE THROWS-ATT	206-311	182-264
Free throw pct	.662	.689
F-Throws made per game	11.4	10.1
REBOUNDS	653	666
Rebounds per game	36.3	37.0
Rebounding margin	-0.7	-
ASSISTS	231	252
Assists per game	12.8	14.0
TURNOVERS	167	229
Turnovers per game	9.3	12.7
Turnover margin	+3.4	-
Assist/turnover ratio	1.4	1.1
STEALS	144	81
Steals per game	8.0	4.5
BLOCKS	71	62
Blocks per game	3.9	3.4
ATTENDANCE	98160	92032
Home games-Avg/Game	9-10907	9-10226
Neutral site-Avg/Game	-	0-0

Date	Opponent		Score	Att.
* 01/01/12	at Pittsburgh	W	66-63	12508
* 01/04/12	NOTRE DAME	W	71-55	10142
* 01/07/12	ST. JOHN'S	L	55-57	8820
* 01/09/12	at Georgetown	W	68-64	7877
* 01/14/12	VILLANOVA	W	82-78	10255
* 1/18/12	at Connecticut	W	70-67	10167
* 1/21/12	at West Virginia	Lot	74-77	14070
* 01/23/12	SYRACUSE	L	53-60	13176
* 01/28/12	at Rutgers	L	54-61	7693
* 02/04/12	DEPAUL	W	74-66	10450
* 2/8/12	at St. John's	W	76-54	7618
* 2/11/12	at Marquette	L	78-95	18815
* 2/15/12	PROVIDENCE	W	81-66	7822
* 02/18/12	SETON HALL	W	62-57	13003
* 02/23/12	LOUISVILLE	W	60-56	13176
* 2/26/12	at USF	L	45-46	6784
* 02/29/12	MARQUETTE	W	72-61	11316
* 03/03/12	at Villanova	W	72-68	6500

* = Conference game

Score by Periods	1st	2nd	OT	Totals
Cincinnati	598	610	5	1213
Opponents	543	600	8	1151



2011-12 Cincinnati Men's Basketball
Cincinnati Combined Team Statistics (as of Mar 26, 2012)
BIG EAST Tournament



RECORD:	OVERALL	HOME	AWAY	NEUTRAL
ALL GAMES	2-1	0-0	0-0	2-1
CONFERENCE	0-0	0-0	0-0	0-0
NON-CONFERENCE	2-1	0-0	0-0	2-1

#	Player	gp-gs	min	avg	Total		3-Point		F-Throw		Rebounds						a	to	blk	stl	pts	avg
					fg-fga	fg%	3fg-fga	3fg%	ft-fa	ft%	off	def	tot	avg	pf	dq						
34	GATES, Yancy	3-3	119	39.7	20-42	.476	0-2	.000	10-13	.769	10	11	21	7.0	6	0	2	3	0	3	50	16.7
01	WRIGHT, Cashmere	3-3	108	36.0	16-34	.471	5-16	.313	0-1	.000	2	8	10	3.3	8	1	14	11	0	8	37	12.3
23	KILPATRICK, Sean	3-3	111	37.0	12-29	.414	8-19	.421	3-3	1.000	3	7	10	3.3	6	0	7	5	2	8	35	11.7
03	DIXON, Dion	3-3	112	37.3	11-33	.333	1-12	.083	5-12	.417	3	10	13	4.3	5	0	5	3	1	5	28	9.3
44	PARKER, JaQuon	3-3	109	36.3	11-27	.407	1-6	.167	5-11	.455	5	20	25	8.3	7	0	3	3	0	3	28	9.3
05	JACKSON, Justin	3-0	65	21.7	3-9	.333	0-0	.000	3-6	.500	7	4	11	3.7	8	0	4	7	10	1	9	3.0
13	MBODJ, Cheikh	3-0	11	3.7	0-2	.000	0-0	.000	0-0	.000	2	0	2	0.7	1	0	0	0	0	0	0	0.0
14	GUYN, Ge'Lawn	2-0	15	7.5	0-2	.000	0-2	.000	0-0	.000	1	2	3	1.5	1	0	0	2	0	2	0	0.0
Team											7	3	10					1				
Total.....		3	650		73-178	.410	15-57	.263	26-46	.565	40	65	105	35.0	42	1	35	35	13	30	187	62.3
Opponents.....		3	650		70-167	.419	20-53	.377	28-43	.651	39	79	118	39.3	42	-	39	43	16	17	188	62.7

TEAM STATISTICS	CIN	OPP
SCORING	187	188
Points per game	62.3	62.7
Scoring margin	-0.3	-
FIELD GOALS-ATT	73-178	70-167
Field goal pct	.410	.419
3 POINT FG-ATT	15-57	20-53
3-point FG pct	.263	.377
3-pt FG made per game	5.0	6.7
FREE THROWS-ATT	26-46	28-43
Free throw pct	.565	.651
F-Throws made per game	8.7	9.3
REBOUNDS	105	118
Rebounds per game	35.0	39.3
Rebounding margin	-4.3	-
ASSISTS	35	39
Assists per game	11.7	13.0
TURNOVERS	35	43
Turnovers per game	11.7	14.3
Turnover margin	+2.7	-
Assist/turnover ratio	1.0	0.9
STEALS	30	17
Steals per game	10.0	5.7
BLOCKS	13	16
Blocks per game	4.3	5.3
ATTENDANCE	0	60171
Home games-Avg/Game	0-0	0-0
Neutral site-Avg/Game	-	3-20057

Date	Opponent		Score	Att.
3/8/12	vs GEORGETOWN	Wo2	72-70	20057
3/9/12	vs Syracuse	W	71-68	20057
3/10/12	vs Louisville	L	44-50	20057

* = Conference game

Score by Periods	1st	2nd	OT	OT2	Totals
Cincinnati	73	96	8	10	187
Opponents	77	95	8	8	188



2011-12 Cincinnati Men's Basketball
Cincinnati Combined Team Statistics (as of Mar 26, 2012)
NCAA Tournament



RECORD:	OVERALL	HOME	AWAY	NEUTRAL
ALL GAMES	2-1	0-0	0-0	2-1
CONFERENCE	0-0	0-0	0-0	0-0
NON-CONFERENCE	2-1	0-0	0-0	2-1

#	Player	gp-gs	min	avg	Total		3-Point		F-Throw		Rebounds								pts	avg			
					fg-fga	fg%	3fg-fga	3fg%	ft-fa	ft%	off	def	tot	avg	pf	dq	a	to			blk	stl	
23	KILPATRICK, Sean	3-3	111	37.0	14-28	.500	8-17	.471	5-6	.833	0	11	11	3.7	4	0	8	5	1	4	41	13.7	
03	DIXON, Dion	3-3	102	34.0	12-33	.364	2-12	.167	9-12	.750	5	2	7	2.3	7	0	3	8	1	4	35	11.7	
01	WRIGHT, Cashmere	3-3	93	31.0	12-30	.400	5-14	.357	5-6	.833	1	14	15	5.0	10	1	14	6	0	5	34	11.3	
34	GATES, Yancy	3-3	91	30.3	13-26	.500	0-0	.000	6-10	.600	3	17	20	6.7	8	0	1	4	5	4	32	10.7	
44	PARKER, JaQuon	3-3	96	32.0	12-33	.364	2-10	.200	6-9	.667	9	14	23	7.7	7	0	9	6	0	1	32	10.7	
05	JACKSON, Justin	3-0	49	16.3	6-9	.667	0-0	.000	1-4	.250	5	5	10	3.3	13	1	1	5	6	1	13	4.3	
15	SANDERS, Jermaine	3-0	18	6.0	2-4	.500	0-1	.000	0-0	.000	1	1	2	0.7	1	0	1	3	1	0	4	1.3	
13	MBODJ, Cheikh	3-0	23	7.7	1-1	1.000	0-0	.000	0-0	.000	2	3	5	1.7	3	0	0	2	0	1	2	0.7	
00	DAVIS III, Jeremiah	1-0	2	2.0	0-0	.000	0-0	.000	0-0	.000	0	0	0	0.0	0	0	0	0	0	0	0	0.0	
14	GUYN, Ge'Lawn	3-0	15	5.0	0-1	.000	0-0	.000	0-0	.000	0	0	0	0.0	2	0	1	2	0	2	0	0.0	
Team											4	5	9										
Total.....		3	600	72-165		.436	17-54	.315	32-47	.681	30	72	102	34.0	55	2	38	42	14	22	193	64.3	
Opponents.....		3	600	66-163		.405	21-54	.389	43-56	.768	32	68	100	33.3	46	-	36	39	14	24	196	65.3	

TEAM STATISTICS	CIN	OPP
SCORING	193	196
Points per game	64.3	65.3
Scoring margin	-1.0	-
FIELD GOALS-ATT	72-165	66-163
Field goal pct	.436	.405
3 POINT FG-ATT	17-54	21-54
3-point FG pct	.315	.389
3-pt FG made per game	5.7	7.0
FREE THROWS-ATT	32-47	43-56
Free throw pct	.681	.768
F-Throws made per game	10.7	14.3
REBOUNDS	102	100
Rebounds per game	34.0	33.3
Rebounding margin	+0.7	-
ASSISTS	38	36
Assists per game	12.7	12.0
TURNOVERS	42	39
Turnovers per game	14.0	13.0
Turnover margin	-1.0	-
Assist/turnover ratio	0.9	0.9
STEALS	22	24
Steals per game	7.3	8.0
BLOCKS	14	14
Blocks per game	4.7	4.7
ATTENDANCE	0	41580
Home games-Avg/Game	0-0	0-0
Neutral site-Avg/Game	-	3-13860

Date	Opponent		Score	Att.
3/16/12	vs Texas	W	65-59	11751
3/18/12	vs Florida State	W	62-56	11033
3/22/12	vs Ohio State	L	66-81	18796

* = Conference game

Score by Periods	1st	2nd	Totals
Cincinnati	81	112	193
Opponents	80	116	196



2011-12 Cincinnati Men's Basketball
Cincinnati Combined Team Statistics (as of Mar 26, 2012)
Non-conference games



RECORD:	OVERALL	HOME	AWAY	NEUTRAL
ALL GAMES	14-5	7-2	2-1	5-2
CONFERENCE	0-0	0-0	0-0	0-0
NON-CONFERENCE	14-5	7-2	2-1	5-2

#	Player	gp-gs	min	avg	Total		3-Point		F-Throw		Rebounds						a	to	blk	stl	pts	avg
					fg-fga	fg%	3fg-fga	3fg%	ft-fa	ft%	off	def	tot	avg	pf	dq						
23	KILPATRICK, Sean	19-19	664	34.9	96-213	.451	51-122	.418	35-44	.795	28	56	84	4.4	26	0	36	36	10	33	278	14.6
34	GATES, Yancy	14-14	485	34.6	80-173	.462	2-5	.400	28-47	.596	35	82	117	8.4	27	0	11	19	14	13	190	13.6
03	DIXON, Dion	19-19	632	33.3	80-208	.385	21-86	.244	60-93	.645	35	37	72	3.8	24	0	33	41	6	29	241	12.7
01	WRIGHT, Cashmere	19-19	605	31.8	84-189	.444	33-89	.371	18-27	.667	8	62	70	3.7	41	3	94	47	1	31	219	11.5
44	PARKER, JaQuon	12-11	344	28.7	44-98	.449	10-27	.370	25-36	.694	29	54	83	6.9	24	0	22	16	0	6	123	10.3
05	JACKSON, Justin	19-11	413	21.7	36-66	.545	0-3	.000	17-36	.472	36	53	89	4.7	60	6	18	33	39	16	89	4.7
00	DAVIS III, Jeremiah	9-0	87	9.7	12-27	.444	6-14	.429	2-2	1.000	3	10	13	1.4	7	0	6	10	0	6	32	3.6
15	SANDERS, Jermaine	16-0	173	10.8	14-33	.424	6-17	.353	8-16	.500	10	15	25	1.6	7	0	6	8	1	1	42	2.6
14	GUYN, Ge'Lawn	17-0	183	10.8	16-41	.390	6-17	.353	6-10	.600	5	9	14	0.8	21	0	15	11	0	10	44	2.6
02	ELLIS, Octavius	3-0	25	8.3	2-5	.400	0-0	.000	3-4	.750	1	4	5	1.7	1	0	1	3	2	2	7	2.3
13	MBODJ, Cheikh	11-1	116	10.5	10-26	.385	1-1	1.000	4-11	.364	12	10	22	2.0	19	1	2	3	3	2	25	2.3
24	GAINES, Kelvin	12-1	134	11.2	6-14	.429	0-0	.000	2-6	.333	9	25	34	2.8	22	1	2	4	23	5	14	1.2
10	EPPESTEINER, Alex	6-0	14	2.3	2-4	.500	1-2	.500	0-0	.000	0	1	1	0.2	4	0	2	1	0	0	5	0.8
Team											29	22	51					4				
Total.....		19	3875		482-1097	.439	137-383	.358	208-332	.627	240	440	680	35.8	283	11	248	236	99	154	1309	68.9
Opponents.....		19	3875		416-1043	.399	104-312	.333	189-278	.680	228	430	658	34.6	298	-	213	289	58	119	1125	59.2

TEAM STATISTICS	CIN	OPP
SCORING	1309	1125
Points per game	68.9	59.2
Scoring margin	+9.7	-
FIELD GOALS-ATT	482-1097	416-1043
Field goal pct	.439	.399
3 POINT FG-ATT	137-383	104-312
3-point FG pct	.358	.333
3-pt FG made per game	7.2	5.5
FREE THROWS-ATT	208-332	189-278
Free throw pct	.627	.680
F-Throws made per game	10.9	9.9
REBOUNDS	680	658
Rebounds per game	35.8	34.6
Rebounding margin	+1.2	-
ASSISTS	248	213
Assists per game	13.1	11.2
TURNOVERS	236	289
Turnovers per game	12.4	15.2
Turnover margin	+2.8	-
Assist/turnover ratio	1.1	0.7
STEALS	154	119
Steals per game	8.1	6.3
BLOCKS	99	58
Blocks per game	5.2	3.1
ATTENDANCE	47075	129213
Home games-Avg/Game	9-5231	3-7674
Neutral site-Avg/Game	-	7-15170

Date	Opponent		Score	Att.
11/13/11	ALABAMA STATE	W	65-40	4624
11/15/11	JACKSONVILLE STATE	W	73-59	4542
11/19/11	PRESBYTERIAN	L	54-56	4960
11/21/11	NORTHWESTERN STATE	W	71-43	4505
11/25/11	MARSHALL	Lot	69-73	7021
11/29/11	MIAMI (OHIO)	W	56-47	6457
12/02/11	at Georgia	W	57-51	6796
12/10/11	at Xavier	L	53-76	10250
12/14/11	at Wright State	W	78-58	5977
12/17/11	RADFORD	W	101-70	4771
12/21/11	ARKANSAS-PINE BLUFF	W	101-53	4874
12/23/11	CHICAGO STATE	W	95-60	5321
12/29/11	vs Oklahoma	W	56-55	4439
3/8/12	vs GEORGETOWN	Wo2	72-70	20057
3/9/12	vs Syracuse	W	71-68	20057
3/10/12	vs Louisville	L	44-50	20057
3/16/12	vs Texas	W	65-59	11751
3/18/12	vs Florida State	W	62-56	11033
3/22/12	vs Ohio State	L	66-81	18796

* = Conference game

Score by Periods	1st	2nd	OT	OT2	Totals
Cincinnati	603	680	16	10	1309
Opponents	465	632	20	8	1125



2011-12 Cincinnati Men's Basketball
Cincinnati Combined Team Statistics (as of Mar 26, 2012)
Games won



RECORD:	OVERALL	HOME	AWAY	NEUTRAL
ALL GAMES	26-0	14-0	7-0	5-0
CONFERENCE	12-0	7-0	5-0	0-0
NON-CONFERENCE	14-0	7-0	2-0	5-0

#	Player	gp-gs	min	avg	Total		3-Point		F-Throw		Rebounds						a	to	blk	stl	pts	avg
					fg-fga	fg%	3fg-fga	3fg%	ft-fa	ft%	off	def	tot	avg	pf	dq						
23	KILPATRICK, Sean	26-26	898	34.5	134-298	.450	67-171	.392	52-69	.754	36	89	125	4.8	34	0	61	42	10	45	387	14.9
03	DIXON, Dion	26-26	883	34.0	123-312	.394	37-126	.294	99-138	.717	45	43	88	3.4	29	0	47	50	16	45	382	14.7
34	GATES, Yancy	20-19	634	31.7	98-202	.485	1-2	.500	46-70	.657	67	112	179	9.0	56	1	19	25	22	18	243	12.2
01	WRIGHT, Cashmere	26-25	792	30.5	109-253	.431	44-123	.358	28-47	.596	14	86	100	3.8	51	1	128	57	0	61	290	11.2
44	PARKER, JaQuon	21-19	570	27.1	75-167	.449	24-52	.462	44-58	.759	41	81	122	5.8	32	0	30	21	2	9	218	10.4
05	JACKSON, Justin	26-13	524	20.2	51-96	.531	0-7	.000	29-57	.509	46	59	105	4.0	76	5	27	29	43	20	131	5.0
00	DAVIS III, Jeremiah	20-0	179	9.0	24-51	.471	11-24	.458	4-8	.500	5	16	21	1.1	16	0	11	13	1	12	63	3.2
14	GUYN, Ge'Lawn	22-0	234	10.6	21-48	.438	8-23	.348	7-11	.636	4	16	20	0.9	28	0	17	13	0	11	57	2.6
15	SANDERS, Jermaine	20-0	202	10.1	16-37	.432	7-17	.412	8-15	.533	11	17	28	1.4	10	0	11	11	2	1	47	2.4
02	ELLIS, Octavius	3-0	25	8.3	2-5	.400	0-0	.000	3-4	.750	1	4	5	1.7	1	0	1	3	2	2	7	2.3
13	MBODJ, Cheikh	18-1	169	9.4	14-32	.438	1-1	1.000	3-9	.333	15	17	32	1.8	26	1	3	4	11	2	32	1.8
24	GAINES, Kelvin	13-1	124	9.5	6-13	.462	0-0	.000	2-6	.333	10	26	36	2.8	24	1	2	7	21	4	14	1.1
10	EPPESTEINER, Alex	7-0	16	2.3	2-4	.500	1-2	.500	1-2	.500	0	2	2	0.3	4	0	2	2	0	0	6	0.9
Team											36	40	76					8				
Total.....		26	5250		675-1518	.445	201-548	.367	326-494	.660	331	608	939	36.1	387	9	359	285	130	230	1877	72.2
Opponents.....		26	5250		576-1466	.393	148-471	.314	244-361	.676	324	595	919	35.3	420	-	311	392	79	136	1544	59.4

TEAM STATISTICS	CIN	OPP
SCORING	1877	1544
Points per game	72.2	59.4
Scoring margin	+12.8	-
FIELD GOALS-ATT	675-1518	576-1466
Field goal pct	.445	.393
3 POINT FG-ATT	201-548	148-471
3-point FG pct	.367	.314
3-pt FG made per game	7.7	5.7
FREE THROWS-ATT	326-494	244-361
Free throw pct	.660	.676
F-Throws made per game	12.5	9.4
REBOUNDS	939	919
Rebounds per game	36.1	35.3
Rebounding margin	+0.8	-
ASSISTS	359	311
Assists per game	13.8	12.0
TURNOVERS	285	392
Turnovers per game	11.0	15.1
Turnover margin	+4.1	-
Assist/turnover ratio	1.3	0.8
STEALS	230	136
Steals per game	8.8	5.2
BLOCKS	130	79
Blocks per game	5.0	3.0
ATTENDANCE	111258	124780
Home games-Avg/Game	14-7947	7-8206
Neutral site-Avg/Game	-	5-13467

Date	Opponent		Score	Att.
11/13/11	ALABAMA STATE	w	65-40	4624
11/15/11	JACKSONVILLE STATE	w	73-59	4542
11/21/11	NORTHWESTERN STATE	w	71-43	4505
11/29/11	MIAMI (OHIO)	w	56-47	6457
12/02/11	at Georgia	w	57-51	6796
12/14/11	at Wright State	w	78-58	5977
12/17/11	RADFORD	w	101-70	4771
12/21/11	ARKANSAS-PINE BLUFF	w	101-53	4874
12/23/11	CHICAGO STATE	w	95-60	5321
12/29/11	vs Oklahoma	w	56-55	4439
* 01/01/12	at Pittsburgh	w	66-63	12508
* 01/04/12	NOTRE DAME	w	71-55	10142
* 01/09/12	at Georgetown	w	68-64	7877
* 01/14/12	VILLANOVA	w	82-78	10255
* 1/18/12	at Connecticut	w	70-67	10167
* 02/04/12	DEPAUL	w	74-66	10450
* 2/8/12	at St. John's	w	76-54	7618
* 2/15/12	PROVIDENCE	w	81-66	7822
* 02/18/12	SETON HALL	w	62-57	13003
* 02/23/12	LOUISVILLE	w	60-56	13176
* 02/29/12	MARQUETTE	w	72-61	11316
* 03/03/12	at Villanova	w	72-68	6500
3/8/12	vs GEORGETOWN	wo2	72-70	20057
3/9/12	vs Syracuse	w	71-68	20057
3/16/12	vs Texas	w	65-59	11751
3/18/12	vs Florida State	w	62-56	11033

* = Conference game

Score by Periods	1st	2nd	OT	OT2	Totals
Cincinnati	918	941	8	10	1877
Opponents	683	845	8	8	1544



2011-12 Cincinnati Men's Basketball
Cincinnati Combined Team Statistics (as of Mar 26, 2012)
Games lost



RECORD:	OVERALL	HOME	AWAY	NEUTRAL
ALL GAMES	0-11	0-4	0-5	0-2
CONFERENCE	0-6	0-2	0-4	0-0
NON-CONFERENCE	0-5	0-2	0-1	0-2

#	Player	gp-gs	min	avg	Total		3-Point		F-Throw		Rebounds				pf	dq	a	to	blk	stl	pts	avg
					fg-fga	fg%	3fg-fga	3fg%	ft-fa	ft%	off	def	tot	avg								
23	KILPATRICK, Sean	11-11	379	34.5	51-134	.381	25-74	.338	14-19	.737	16	28	44	4.0	15	0	17	14	2	4	141	12.8
34	GATES, Yancy	11-10	359	32.6	58-127	.457	1-3	.333	18-36	.500	31	67	98	8.9	22	0	3	9	7	5	135	12.3
01	WRIGHT, Cashmere	11-11	364	33.1	40-111	.360	19-47	.404	14-16	.875	14	26	40	3.6	30	2	41	26	2	13	113	10.3
03	DIXON, Dion	11-11	382	34.7	36-117	.308	10-54	.185	17-28	.607	22	16	38	3.5	16	0	29	17	1	15	99	9.0
44	PARKER, JaQuon	9-5	228	25.3	24-71	.338	2-18	.111	13-26	.500	14	32	46	5.1	23	0	8	10	0	8	63	7.0
05	JACKSON, Justin	11-7	256	23.3	26-52	.500	0-0	.000	5-8	.625	26	25	51	4.6	40	2	12	26	18	13	57	5.2
13	MBODJ, Cheikh	10-0	102	10.2	6-21	.286	0-0	.000	4-9	.444	14	14	28	2.8	21	0	1	3	8	1	16	1.6
14	GUYN, Ge'Lawn	10-0	88	8.8	6-21	.286	1-10	.100	2-3	.667	1	5	6	0.6	8	0	3	6	0	7	15	1.5
00	DAVIS III, Jeremiah	7-0	34	4.9	2-15	.133	1-7	.143	0-1	.000	0	4	4	0.6	4	0	3	3	0	1	5	0.7
15	SANDERS, Jermaine	8-0	36	4.5	0-5	.000	0-2	.000	1-3	.333	1	4	5	0.6	1	0	3	2	0	0	1	0.1
10	EPPENSTEINER, Alex	1-0	1	1.0	0-0	.000	0-0	.000	0-0	.000	0	0	0	0.0	0	0	0	0	0	0	0	0.0
24	GAINES, Kelvin	4-0	21	5.3	0-2	.000	0-0	.000	0-0	.000	1	1	2	0.5	3	0	0	1	2	1	0	0.0
Team											18	14	32					1				
Total.....		11	2250		249-676	.368	59-215	.274	88-149	.591	158	236	394	35.8	183	4	120	118	40	68	645	58.6
Opponents.....		11	2250		273-597	.457	59-170	.347	127-181	.702	119	286	405	36.8	153	-	154	126	41	64	732	66.5

TEAM STATISTICS	CIN	OPP
SCORING	645	732
Points per game	58.6	66.5
Scoring margin	-7.9	-
FIELD GOALS-ATT	249-676	273-597
Field goal pct	.368	.457
3 POINT FG-ATT	59-215	59-170
3-point FG pct	.274	.347
3-pt FG made per game	5.4	5.4
FREE THROWS-ATT	88-149	127-181
Free throw pct	.591	.702
F-Throws made per game	8.0	11.5
REBOUNDS	394	405
Rebounds per game	35.8	36.8
Rebounding margin	-1.0	-
ASSISTS	120	154
Assists per game	10.9	14.0
TURNOVERS	118	126
Turnovers per game	10.7	11.5
Turnover margin	+0.7	-
Assist/turnover ratio	1.0	1.2
STEALS	68	64
Steals per game	6.2	5.8
BLOCKS	40	41
Blocks per game	3.6	3.7
ATTENDANCE	33977	96465
Home games-Avg/Game	4-8494	5-11522
Neutral site-Avg/Game	-	2-19426

Date	Opponent		Score	Att.
11/19/11	PRESBYTERIAN	L	54-56	4960
11/25/11	MARSHALL	Lot	69-73	7021
12/10/11	at Xavier	L	53-76	10250
* 01/07/12	ST. JOHN'S	L	55-57	8820
* 1/21/12	at West Virginia	Lot	74-77	14070
* 01/23/12	SYRACUSE	L	53-60	13176
* 01/28/12	at Rutgers	L	54-61	7693
* 2/11/12	at Marquette	L	78-95	18815
* 2/26/12	at USF	L	45-46	6784
3/10/12	vs Louisville	L	44-50	20057
3/22/12	vs Ohio State	L	66-81	18796

* = Conference game

Score by Periods	1st	2nd	OT	Totals
Cincinnati	283	349	13	645
Opponents	325	387	20	732



2011-12 Cincinnati Men's Basketball
Cincinnati Combined Team Statistics (as of Mar 26, 2012)
Home games



RECORD:	OVERALL	HOME	AWAY	NEUTRAL
ALL GAMES	14-4	14-4	0-0	0-0
CONFERENCE	7-2	7-2	0-0	0-0
NON-CONFERENCE	7-2	7-2	0-0	0-0

#	Player	gp-gs	min	avg	Total		3-Point		F-Throw		Rebounds						a	to	blk	stl	pts	avg
					fg-fga	fg%	3fg-fga	3fg%	ft-fa	ft%	off	def	tot	avg	pf	dq						
23	KILPATRICK, Sean	18-18	603	33.5	88-202	.436	38-110	.345	36-45	.800	32	56	88	4.9	21	0	42	26	7	20	250	13.9
03	DIXON, Dion	18-18	591	32.8	74-207	.357	22-84	.262	67-91	.736	41	34	75	4.2	18	0	38	34	13	32	237	13.2
01	WRIGHT, Cashmere	18-18	541	30.1	79-185	.427	39-94	.415	22-36	.611	14	46	60	3.3	35	0	78	35	1	34	219	12.2
34	GATES, Yancy	15-13	458	30.5	76-163	.466	2-3	.667	27-50	.540	45	91	136	9.1	40	1	14	20	19	11	181	12.1
44	PARKER, JaQuon	12-10	286	23.8	38-89	.427	12-26	.462	18-24	.750	16	44	60	5.0	20	0	13	8	2	5	106	8.8
05	JACKSON, Justin	18-12	419	23.3	44-76	.579	0-4	.000	19-36	.528	35	52	87	4.8	45	2	26	24	32	22	107	5.9
00	DAVIS III, Jeremiah	15-0	137	9.1	20-49	.408	10-24	.417	4-8	.500	4	15	19	1.3	8	0	11	13	1	8	54	3.6
14	GUYN, Ge'Lawn	17-0	202	11.9	23-49	.469	9-23	.391	6-10	.600	4	13	17	1.0	22	0	15	12	0	11	61	3.6
13	MBODJ, Cheikh	12-0	120	10.0	10-26	.385	1-1	1.000	7-15	.467	14	12	26	2.2	23	0	0	2	8	1	28	2.3
02	ELLIS, Octavius	3-0	25	8.3	2-5	.400	0-0	.000	3-4	.750	1	4	5	1.7	1	0	1	3	2	2	7	2.3
15	SANDERS, Jermaine	14-0	134	9.6	9-21	.429	3-8	.375	7-12	.583	7	11	18	1.3	5	0	6	7	0	0	28	2.0
24	GAINES, Kelvin	10-1	96	9.6	5-12	.417	0-0	.000	2-6	.333	8	20	28	2.8	15	0	1	5	19	3	12	1.2
10	EPPESTEINER, Alex	5-0	13	2.6	2-4	.500	1-2	.500	0-0	.000	0	1	1	0.2	4	0	2	1	0	0	5	1.0
Team											20	33	53					4				
Total.....		18	3625		470-1088	.432	137-379	.361	218-337	.647	241	432	673	37.4	257	3	247	194	104	149	1295	71.9
Opponents.....		18	3625		400-1034	.387	97-329	.295	160-245	.653	234	421	655	36.4	291	-	201	277	48	92	1057	58.7

TEAM STATISTICS	CIN	OPP	Date	Opponent	Score	Att.
SCORING	1295	1057	11/13/11	ALABAMA STATE	w 65-40	4624
Points per game	71.9	58.7	11/15/11	JACKSONVILLE STATE	w 73-59	4542
Scoring margin	+13.2	-	11/19/11	PRESBYTERIAN	L 54-56	4960
FIELD GOALS-ATT	470-1088	400-1034	11/21/11	NORTHWESTERN STATE	w 71-43	4505
Field goal pct	.432	.387	11/25/11	MARSHALL	Lot 69-73	7021
3 POINT FG-ATT	137-379	97-329	11/29/11	MIAMI (OHIO)	w 56-47	6457
3-point FG pct	.361	.295	12/17/11	RADFORD	w 101-70	4771
3-pt FG made per game	7.6	5.4	12/21/11	ARKANSAS-PINE BLUFF	w 101-53	4874
FREE THROWS-ATT	218-337	160-245	12/23/11	CHICAGO STATE	w 95-60	5321
Free throw pct	.647	.653	* 01/04/12	NOTRE DAME	w 71-55	10142
F-Throws made per game	12.1	8.9	* 01/07/12	ST. JOHN'S	L 55-57	8820
REBOUNDS	673	655	* 01/14/12	VILLANOVA	w 82-78	10255
Rebounds per game	37.4	36.4	* 01/23/12	SYRACUSE	L 53-60	13176
Rebounding margin	+1.0	-	* 02/04/12	DEPAUL	w 74-66	10450
ASSISTS	247	201	* 2/15/12	PROVIDENCE	w 81-66	7822
Assists per game	13.7	11.2	* 02/18/12	SETON HALL	w 62-57	13003
TURNOVERS	194	277	* 02/23/12	LOUISVILLE	w 60-56	13176
Turnovers per game	10.8	15.4	* 02/29/12	MARQUETTE	w 72-61	11316
Turnover margin	+4.6	-				
Assist/turnover ratio	1.3	0.7				
STEALS	149	92				
Steals per game	8.3	5.1				
BLOCKS	104	48				
Blocks per game	5.8	2.7				
ATTENDANCE	145235	0				
Home games-Avg/Game	18-8069	0-0				
Neutral site-Avg/Game	-	0-0				

* = Conference game

Score by Periods	1st	2nd	OT	Totals
Cincinnati	650	637	8	1295
Opponents	461	584	12	1057



2011-12 Cincinnati Men's Basketball
Cincinnati Combined Team Statistics (as of Mar 26, 2012)
Away games



RECORD:	OVERALL	HOME	AWAY	NEUTRAL
ALL GAMES	7-5	0-0	7-5	0-0
CONFERENCE	5-4	0-0	5-4	0-0
NON-CONFERENCE	2-1	0-0	2-1	0-0

#	Player	gp-gs	min	avg	Total		3-Point		F-Throw		Rebounds						a	to	blk	stl	pts	avg
					fg-fga	fg%	3fg-fga	3fg%	ft-fa	ft%	off	def	tot	avg	pf	dq						
23	KILPATRICK, Sean	12-12	413	34.4	65-157	.414	34-88	.386	21-32	.656	15	35	50	4.2	17	0	20	18	0	15	185	15.4
03	DIXON, Dion	12-12	425	35.4	57-143	.399	20-64	.313	29-44	.659	15	11	26	2.2	15	0	28	20	2	18	163	13.6
34	GATES, Yancy	10-10	325	32.5	47-98	.480	0-0	.000	21-33	.636	40	60	100	10.0	24	0	5	7	5	5	115	11.5
44	PARKER, JaQuon	11-7	273	24.8	36-81	.444	10-25	.400	22-34	.647	21	30	51	4.6	21	0	11	14	0	7	104	9.5
01	WRIGHT, Cashmere	12-11	380	31.7	39-101	.386	14-42	.333	13-17	.765	11	42	53	4.4	26	1	58	30	1	25	105	8.8
05	JACKSON, Justin	12-7	234	19.5	23-51	.451	0-3	.000	11-19	.579	24	22	46	3.8	45	3	8	18	13	9	57	4.8
13	MBODJ, Cheikh	10-1	117	11.7	9-24	.375	0-0	.000	0-3	.000	11	16	27	2.7	20	1	4	3	11	1	18	1.8
15	SANDERS, Jermaine	10-0	67	6.7	5-12	.417	4-6	.667	2-4	.500	2	8	10	1.0	3	0	6	2	1	1	16	1.6
00	DAVIS III, Jeremiah	10-0	71	7.1	6-17	.353	2-7	.286	0-1	.000	1	4	5	0.5	12	0	3	3	0	4	14	1.4
14	GUYN, Ge'Lawn	9-0	81	9.0	4-16	.250	0-8	.000	3-4	.750	0	6	6	0.7	10	0	4	3	0	3	11	1.2
24	GAINES, Kelvin	6-0	35	5.8	1-2	.500	0-0	.000	0-0	.000	2	5	7	1.2	8	1	1	3	3	1	2	0.3
10	EPENSTEINER, Alex	3-0	4	1.3	0-0	.000	0-0	.000	1-2	.500	0	1	1	0.3	0	0	0	1	0	0	1	0.3
Team											23	11	34					2				
Total.....		12	2425		292-702	.416	84-243	.346	123-193	.637	165	251	416	34.7	201	6	148	124	36	89	791	65.9
Opponents.....		12	2425		290-639	.454	64-189	.339	136-189	.720	124	281	405	33.8	177	-	174	142	40	63	780	65.0

TEAM STATISTICS	CIN	OPP
SCORING	791	780
Points per game	65.9	65.0
Scoring margin	+0.9	-
FIELD GOALS-ATT	292-702	290-639
Field goal pct	.416	.454
3 POINT FG-ATT	84-243	64-189
3-point FG pct	.346	.339
3-pt FG made per game	7.0	5.3
FREE THROWS-ATT	123-193	136-189
Free throw pct	.637	.720
F-Throws made per game	10.3	11.3
REBOUNDS	416	405
Rebounds per game	34.7	33.8
Rebounding margin	+0.9	-
ASSISTS	148	174
Assists per game	12.3	14.5
TURNOVERS	124	142
Turnovers per game	10.3	11.8
Turnover margin	+1.5	-
Assist/turnover ratio	1.2	1.2
STEALS	89	63
Steals per game	7.4	5.3
BLOCKS	36	40
Blocks per game	3.0	3.3
ATTENDANCE	0	115055
Home games-Avg/Game	0-0	12-9588
Neutral site-Avg/Game	-	0-0

Date	Opponent		Score	Att.
12/02/11	at Georgia	W	57-51	6796
12/10/11	at Xavier	L	53-76	10250
12/14/11	at Wright State	W	78-58	5977
* 01/01/12	at Pittsburgh	W	66-63	12508
* 01/09/12	at Georgetown	W	68-64	7877
* 1/18/12	at Connecticut	W	70-67	10167
* 1/21/12	at West Virginia	Lot	74-77	14070
* 01/28/12	at Rutgers	L	54-61	7693
* 2/8/12	at St. John's	W	76-54	7618
* 2/11/12	at Marquette	L	78-95	18815
* 2/26/12	at USF	L	45-46	6784
* 03/03/12	at Villanova	W	72-68	6500

* = Conference game

Score by Periods	1st	2nd	OT	Totals
Cincinnati	378	408	5	791
Opponents	366	406	8	780



2011-12 Cincinnati Men's Basketball
Cincinnati Combined Team Statistics (as of Mar 26, 2012)
First 8 Games



RECORD:	OVERALL	HOME	AWAY	NEUTRAL
ALL GAMES	5-3	4-2	1-1	0-0
CONFERENCE	0-0	0-0	0-0	0-0
NON-CONFERENCE	5-3	4-2	1-1	0-0

#	Player	gp-gs	min	avg	Total		3-Point		F-Throw		Rebounds						a	to	blk	stl	pts	avg
					fg-fga	fg%	3fg-fga	3fg%	ft-fa	ft%	off	def	tot	avg	pf	dq						
23	KILPATRICK, Sean	8-8	282	35.2	40-89	.449	17-43	.395	19-23	.826	18	19	37	4.6	11	0	10	18	3	6	116	14.5
03	DIXON, Dion	8-8	267	33.4	34-90	.378	13-38	.342	27-38	.711	19	17	36	4.5	10	0	13	19	3	11	108	13.5
34	GATES, Yancy	8-8	275	34.4	47-105	.448	2-3	.667	12-24	.500	22	54	76	9.5	13	0	8	12	9	6	108	13.5
01	WRIGHT, Cashmere	8-8	257	32.1	27-66	.409	7-24	.292	8-11	.727	5	23	28	3.5	16	1	35	25	1	12	69	8.6
13	MBODJ, Cheikh	5-1	82	16.4	9-23	.391	1-1	1.000	4-11	.364	8	7	15	3.0	15	1	2	1	3	1	23	4.6
05	JACKSON, Justin	8-7	212	26.5	14-30	.467	0-3	.000	5-12	.417	14	31	45	5.6	23	3	9	13	14	12	33	4.1
44	PARKER, JaQuon	1-0	15	15.0	1-2	.500	0-0	.000	2-2	1.000	2	1	3	3.0	3	0	0	1	0	1	4	4.0
02	ELLIS, Octavius	3-0	25	8.3	2-5	.400	0-0	.000	3-4	.750	1	4	5	1.7	1	0	1	3	2	2	7	2.3
14	GUYN, Ge'Lawn	8-0	92	11.5	6-19	.316	3-9	.333	3-6	.500	1	5	6	0.8	12	0	6	4	0	2	18	2.3
15	SANDERS, Jermaine	8-0	54	6.8	4-9	.444	0-3	.000	4-10	.400	1	3	4	0.5	1	0	1	3	0	0	12	1.5
24	GAINES, Kelvin	7-0	43	6.1	0-3	.000	0-0	.000	0-2	.000	2	10	12	1.7	4	0	0	1	8	1	0	0.0
00	DAVIS III, Jeremiah	3-0	19	6.3	0-2	.000	0-2	.000	0-0	.000	0	5	5	1.7	3	0	2	5	0	1	0	0.0
10	EPENSTEINER, Alex	2-0	2	1.0	0-0	.000	0-0	.000	0-0	.000	0	0	0	0.0	0	0	0	0	0	0	0	0.0
Team											11	10	21					1				
Total.....		8	1625		184-443	.415	43-126	.341	87-143	.608	104	189	293	36.6	112	5	87	106	43	55	498	62.2
Opponents.....		8	1625		168-428	.393	35-122	.287	74-110	.673	87	177	264	33.0	127	-	79	113	17	54	445	55.6

TEAM STATISTICS	CIN	OPP	Date	Opponent	Score	Att.
SCORING	498	445	11/13/11	ALABAMA STATE	W 65-40	4624
Points per game	62.2	55.6	11/15/11	JACKSONVILLE STATE	W 73-59	4542
Scoring margin	+6.6	-	11/19/11	PRESBYTERIAN	L 54-56	4960
FIELD GOALS-ATT	184-443	168-428	11/21/11	NORTHWESTERN STATE	W 71-43	4505
Field goal pct	.415	.393	11/25/11	MARSHALL	Lot 69-73	7021
3 POINT FG-ATT	43-126	35-122	11/29/11	MIAMI (OHIO)	W 56-47	6457
3-point FG pct	.341	.287	12/02/11	at Georgia	W 57-51	6796
3-pt FG made per game	5.4	4.4	12/10/11	at Xavier	L 53-76	10250
FREE THROWS-ATT	87-143	74-110	* = Conference game			
Free throw pct	.608	.673				
F-Throws made per game	10.9	9.3				
REBOUNDS	293	264				
Rebounds per game	36.6	33.0				
Rebounding margin	+3.6	-				
ASSISTS	87	79				
Assists per game	10.9	9.9				
TURNOVERS	106	113				
Turnovers per game	13.3	14.1				
Turnover margin	+0.9	-				
Assist/turnover ratio	0.8	0.7				
STEALS	55	54				
Steals per game	6.9	6.8				
BLOCKS	43	17				
Blocks per game	5.4	2.1				
ATTENDANCE	32109	17046				
Home games-Avg/Game	6-5352	2-8523				
Neutral site-Avg/Game	-	0-0				

Score by Periods	1st	2nd	OT	Totals
Cincinnati	234	256	8	498
Opponents	186	247	12	445



2011-12 Cincinnati Men's Basketball
Cincinnati Season/Career Statistics (as of Mar 26, 2012)
All games



SEASON STATISTICS

CAREER STATISTICS

SUMMARY	gp-gs	min/g	fg%	3fg%	ft%	r/g	a/g	stl	blk	pts/g	gp-gs	min/g	fg%	3fg%	ft%	r/g	a/g	stl	blk	pts/g
KILPATRICK, Sean	37-37	34.5	.428	.376	.750	4.6	2.1	49	12	14.3	71-37	27.6	.430	.376	.736	3.9	1.8	76	14	12.0
DIXON, Dion	37-37	34.2	.371	.261	.699	3.4	2.1	60	17	13.0	136-72	24.9	.381	.292	.720	2.9	1.6	127	25	9.4
GATES, Yancy	31-29	32.0	.474	.400	.604	8.9	0.7	23	29	12.2	131-98	27.4	.496	.269	.588	7.0	0.8	83	133	11.3
WRIGHT, Cashmere	37-36	31.2	.409	.371	.667	3.8	4.6	74	2	10.9	105-80	25.1	.397	.335	.681	2.7	3.6	146	4	8.4
PARKER, JaQuon	30-24	26.6	.416	.371	.679	5.6	1.3	17	2	9.4	78-32	16.7	.393	.338	.652	3.5	1.0	30	4	5.3
JACKSON, Justin	37-20	21.1	.520	.000	.523	4.2	1.1	33	61	5.1	71-20	17.1	.516	.100	.449	3.4	0.9	59	75	3.8
DAVIS III, Jeremiah	27-0	7.9	.394	.387	.444	0.9	0.5	13	1	2.5	26-0	8.1	.394	.387	.444	1.0	0.5	13	1	2.6
ELLIS, Octavius	3-0	8.3	.400	.000	.750	1.7	0.3	2	2	2.3	3-0	8.3	.400	.000	.750	1.7	0.3	2	2	2.3
GUYN, Ge'Lawn	32-0	10.1	.391	.273	.643	0.8	0.6	18	0	2.3	31-0	10.3	.391	.273	.643	0.8	0.6	17	0	2.3
SANDERS, Jermaine	28-0	8.5	.381	.368	.500	1.2	0.5	1	2	1.7	27-0	8.7	.381	.368	.500	1.2	0.5	1	2	1.8
MBODJ, Cheikh	28-1	9.7	.377	1.000	.389	2.1	0.1	3	19	1.7	27-1	9.9	.377	1.000	.389	2.1	0.1	3	19	1.8
GAINES, Kelvin	17-1	8.5	.400	.000	.333	2.2	0.1	5	23	0.8	17-1	8.5	.400	.000	.333	2.2	0.1	5	23	0.8
EPPENSTEINER, Alex	8-0	2.1	.500	.500	.500	0.3	0.3	0	0	0.8	21-0	1.8	.333	.333	.500	0.1	0.2	1	0	0.5

SCORING	fg-fga	fg%	3fg-fga	3fg%	ft-fta	ft%	pts	pts/g	fg-fga	fg%	3fg-fga	3fg%	ft-fta	ft%	pts	pts/g
KILPATRICK, Sean	185-432	.428	92-245	.376	66-88	.750	528	14.3	293-681	.430	135-359	.376	131-178	.736	852	12.0
DIXON, Dion	159-429	.371	47-180	.261	116-166	.699	481	13.0	418-1098	.381	144-493	.292	293-407	.720	1273	9.4
GATES, Yancy	156-329	.474	2-5	.400	64-106	.604	378	12.2	615-1239	.496	7-26	.269	241-410	.588	1478	11.3
WRIGHT, Cashmere	149-364	.409	63-170	.371	42-63	.667	403	10.9	305-768	.397	109-325	.335	162-238	.681	881	8.4
PARKER, JaQuon	99-238	.416	26-70	.371	57-84	.679	281	9.4	141-359	.393	45-133	.338	90-138	.652	417	5.3
JACKSON, Justin	77-148	.520	0-7	.000	34-65	.523	188	5.1	112-217	.516	1-10	.100	44-98	.449	269	3.8
DAVIS III, Jeremiah	26-66	.394	12-31	.387	4-9	.444	68	2.5	26-66	.394	12-31	.387	4-9	.444	68	2.6
ELLIS, Octavius	2-5	.400	0-0	.000	3-4	.750	7	2.3	2-5	.400	0-0	.000	3-4	.750	7	2.3
GUYN, Ge'Lawn	27-69	.391	9-33	.273	9-14	.643	72	2.3	27-69	.391	9-33	.273	9-14	.643	72	2.3
SANDERS, Jermaine	16-42	.381	7-19	.368	9-18	.500	48	1.7	16-42	.381	7-19	.368	9-18	.500	48	1.8
MBODJ, Cheikh	20-53	.377	1-1	1.000	7-18	.389	48	1.7	20-53	.377	1-1	1.000	7-18	.389	48	1.8
GAINES, Kelvin	6-15	.400	0-0	.000	2-6	.333	14	0.8	6-15	.400	0-0	.000	2-6	.333	14	0.8
EPPENSTEINER, Alex	2-4	.500	1-2	.500	1-2	.500	6	0.8	3-9	.333	1-3	.333	3-6	.500	10	0.5

TOTALS	o-reb	d-reb	t-reb	pf	fo	ast	to	a/to	o-reb	d-reb	t-reb	pf	fo	ast	to	a/to
KILPATRICK, Sean	52	117	169	49	0	78	56	1.4	94	185	279	92	0	128	96	1.3
DIXON, Dion	67	59	126	45	0	76	67	1.1	174	219	393	178	1	220	175	1.3
GATES, Yancy	98	179	277	78	1	22	34	0.6	350	561	911	310	3	108	166	0.7
WRIGHT, Cashmere	28	112	140	81	3	169	83	2.0	56	229	285	204	2	373	205	1.8
PARKER, JaQuon	55	113	168	55	0	38	31	1.2	86	189	275	85	0	80	60	1.3
JACKSON, Justin	72	84	156	116	7	39	55	0.7	99	139	238	182	8	63	87	0.7
DAVIS III, Jeremiah	5	20	25	20	0	14	16	0.9	5	20	25	20	0	14	16	0.9
ELLIS, Octavius	1	4	5	1	0	1	3	0.3	1	4	5	1	0	1	3	0.3
GUYN, Ge'Lawn	5	21	26	36	0	20	19	1.1	5	21	26	35	0	20	18	1.1
SANDERS, Jermaine	12	21	33	11	0	14	13	1.1	12	21	33	11	0	14	13	1.1
MBODJ, Cheikh	29	31	60	47	1	4	7	0.6	29	29	58	47	1	4	6	0.7
GAINES, Kelvin	11	27	38	27	1	2	8	0.3	11	27	38	27	1	2	8	0.3
EPPENSTEINER, Alex	0	2	2	4	0	2	2	1.0	0	2	2	5	0	4	3	1.3



2011-12 Cincinnati Men's Basketball
Cincinnati Combined Team Statistics (as of Mar 26, 2012)
Since Xavier Game



RECORD:	OVERALL	HOME	AWAY	NEUTRAL
ALL GAMES	21-8	10-2	6-4	5-2
CONFERENCE	12-6	7-2	5-4	0-0
NON-CONFERENCE	9-2	3-0	1-0	5-2

#	Player	gp-gs	min	avg	Total		3-Point		F-Throw		Rebounds				pf dq		a to		blk stl		pts	avg
					fg-fga	fg%	3fg-fga	3fg%	ft-fa	ft%	off	def	tot	avg								
23	KILPATRICK, Sean	29-29	995	34.3	145-343	.423	75-202	.371	47-65	.723	34	98	132	4.6	38	0	68	38	9	43	412	14.2
03	DIXON, Dion	29-29	998	34.4	125-339	.369	34-142	.239	89-128	.695	48	42	90	3.1	35	0	63	48	14	49	373	12.9
34	GATES, Yancy	23-21	718	31.2	109-224	.487	0-2	.000	52-82	.634	76	125	201	8.7	65	1	14	22	20	17	270	11.7
01	WRIGHT, Cashmere	29-28	899	31.0	122-298	.409	56-146	.384	34-52	.654	23	89	112	3.9	65	2	134	58	1	62	334	11.5
44	PARKER, JaQuon	29-24	783	27.0	98-236	.415	26-70	.371	55-82	.671	53	112	165	5.7	52	0	38	30	2	16	277	9.6
05	JACKSON, Justin	29-13	568	19.6	63-118	.534	0-4	.000	29-53	.547	58	53	111	3.8	93	4	30	42	47	21	155	5.3
00	DAVIS III, Jeremiah	24-0	194	8.1	26-64	.406	12-29	.414	4-9	.444	5	15	20	0.8	17	0	12	11	1	12	68	2.8
14	GUYN, Ge'Lawn	24-0	230	9.6	21-50	.420	6-24	.250	6-8	.750	4	16	20	0.8	24	0	14	15	0	16	54	2.3
15	SANDERS, Jermaine	20-0	184	9.2	12-33	.364	7-16	.438	5-8	.625	11	18	29	1.5	10	0	13	10	2	1	36	1.8
24	GAINES, Kelvin	10-1	102	10.2	6-12	.500	0-0	.000	2-4	.500	9	17	26	2.6	23	1	2	7	15	4	14	1.4
13	MBODJ, Cheikh	23-0	189	8.2	11-30	.367	0-0	.000	3-7	.429	21	24	45	2.0	32	0	2	6	16	2	25	1.1
10	EPENSTEINER, Alex	6-0	15	2.5	2-4	.500	1-2	.500	1-2	.500	0	2	2	0.3	4	0	2	2	0	0	6	1.0
Team											43	44	87				8					
Total.....		29	5875		740-1751	.423	217-637	.341	327-500	.654	385	655	1040	35.9	458	8	392	297	127	243	2024	69.8
Opponents.....		29	5875		681-1635	.417	172-519	.331	297-432	.688	356	704	1060	36.6	446	-	386	405	103	146	1831	63.1

TEAM STATISTICS	CIN	OPP
SCORING	2024	1831
Points per game	69.8	63.1
Scoring margin	+6.7	-
FIELD GOALS-ATT	740-1751	681-1635
Field goal pct	.423	.417
3 POINT FG-ATT	217-637	172-519
3-point FG pct	.341	.331
3-pt FG made per game	7.5	5.9
FREE THROWS-ATT	327-500	297-432
Free throw pct	.654	.688
F-Throws made per game	11.3	10.2
REBOUNDS	1040	1060
Rebounds per game	35.9	36.6
Rebounding margin	-0.7	-
ASSISTS	392	386
Assists per game	13.5	13.3
TURNOVERS	297	405
Turnovers per game	10.2	14.0
Turnover margin	+3.7	-
Assist/turnover ratio	1.3	1.0
STEALS	243	146
Steals per game	8.4	5.0
BLOCKS	127	103
Blocks per game	4.4	3.6
ATTENDANCE	113126	204199
Home games-Avg/Game	12-9427	10-9801
Neutral site-Avg/Game	-	7-15170

Score by Periods	1st	2nd	OT	OT2	Totals
Cincinnati	967	1034	13	10	2024
Opponents	822	985	16	8	1831

Date	Opponent		Score	Att.
12/14/11	at Wright State	w	78-58	5977
12/17/11	RADFORD	w	101-70	4771
12/21/11	ARKANSAS-PINE BLUFF	w	101-53	4874
12/23/11	CHICAGO STATE	w	95-60	5321
12/29/11	vs Oklahoma	w	56-55	4439
* 01/01/12	at Pittsburgh	w	66-63	12508
* 01/04/12	NOTRE DAME	w	71-55	10142
* 01/07/12	ST. JOHN'S	L	55-57	8820
* 01/09/12	at Georgetown	w	68-64	7877
* 01/14/12	VILLANOVA	w	82-78	10255
* 1/18/12	at Connecticut	w	70-67	10167
* 1/21/12	at West Virginia	Lot	74-77	14070
* 01/23/12	SYRACUSE	L	53-60	13176
* 01/28/12	at Rutgers	L	54-61	7693
* 02/04/12	DEPAUL	w	74-66	10450
* 2/8/12	at St. John's	w	76-54	7618
* 2/11/12	at Marquette	L	78-95	18815
* 2/15/12	PROVIDENCE	w	81-66	7822
* 02/18/12	SETON HALL	w	62-57	13003
* 02/23/12	LOUISVILLE	w	60-56	13176
* 2/26/12	at USF	L	45-46	6784
* 02/29/12	MARQUETTE	w	72-61	11316
* 03/03/12	at Villanova	w	72-68	6500
3/8/12	vs GEORGETOWN	Wo2	72-70	20057
3/9/12	vs Syracuse	w	71-68	20057
3/10/12	vs Louisville	L	44-50	20057
3/16/12	vs Texas	w	65-59	11751
3/18/12	vs Florida State	w	62-56	11033
3/22/12	vs Ohio State	L	66-81	18796

* = Conference game



2011-12 Cincinnati Men's Basketball
Cincinnati Team Game-by-Game Comparison (as of Mar 26, 2012)
All games



Opponent	1st	2nd	Score	Mar	Total FG	FG Pct	3-Pointers	3FG Pct	Free Throws	FT Pct	Rebounds	Assist	T/Over	Block	Steal	Fouls
ALABAMA STATE	35/14	30/26	65-40	+25	24-53/18-62	.453/.290	3-16/3-21	.188/.143	14-20/1-3	.700/.333	44/31 +13	12/9	16/17	10/1	8/8	10/19
JACKSONVILLE STATE	44/21	29/38	73-59	+14	27-56/23-62	.482/.371	8-13/3-14	.615/.214	11-14/10-14	.786/.714	40/32 +8	17/9	20/13	9/1	6/9	12/11
PRESBYTERIAN	26/19	28/37	54-56	(2)	22-62/21-46	.355/.457	6-19/5-12	.316/.417	4-10/9-11	.400/.818	37/28 +9	8/10	9/11	6/1	6/3	12/13
NORTHWESTERN STATE	31/16	40/27	71-43	+28	25-46/15-54	.543/.278	5-11/4-16	.455/.250	16-28/9-15	.571/.600	44/26 +18	10/8	19/16	7/3	6/13	11/22
MARSHALL	29/30	32/31	69-73	(4)	27-61/26-61	.443/.426	5-15/7-16	.333/.438	10-19/14-19	.526/.737	30/43 (13)	13/10	9/14	4/2	9/2	17/18
MIAMI (OHIO)	23/22	33/25	56-47	+9	23-55/19-40	.418/.475	6-16/5-15	.375/.333	4-10/4-10	.400/.400	29/31 (2)	9/9	10/16	2/1	7/4	10/11
Georgia	21/30	36/21	57-51	+6	19-49/17-47	.388/.362	9-20/3-14	.450/.214	10-19/14-20	.526/.700	33/33 -	10/8	13/14	3/0	8/9	21/13
Xavier	25/34	28/42	53-76	(23)	17-61/29-56	.279/.518	1-16/5-14	.063/.357	18-23/13-18	.783/.722	36/40 (4)	8/16	10/12	2/8	5/6	19/20
Wright State	43/22	35/36	78-58	+20	28-51/20-42	.549/.476	14-32/5-12	.438/.417	8-18/13-17	.444/.765	31/22 +9	15/8	12/13	5/0	5/7	19/18
RADFORD	55/23	46/47	101-70	+31	38-63/26-67	.603/.388	10-21/7-20	.476/.350	15-20/11-21	.750/.524	34/38 (4)	20/12	11/17	8/2	9/6	17/17
ARKANSAS-PINE BLUFF	50/29	51/24	101-53	+48	34-67/19-50	.507/.380	15-28/5-17	.536/.294	18-29/10-16	.621/.625	41/32 +9	19/11	13/29	3/4	16/3	15/21
CHICAGO STATE	48/24	47/36	95-60	+35	36-69/24-66	.522/.364	16-35/6-18	.457/.333	7-9/6-6	.778/1000	37/38 (1)	23/13	9/18	10/3	9/4	8/10
Oklahoma	19/24	37/31	56-55	+1	17-61/23-60	.279/.383	7-30/5-16	.233/.313	15-20/4-9	.750/.444	37/46 (9)	11/15	8/17	3/2	8/4	15/17
Pittsburgh	31/31	35/32	66-63	+3	26-65/23-56	.400/.411	11-27/5-19	.407/.263	3-6/12-15	.500/.800	30/44 (14)	14/14	8/17	5/5	11/1	15/13
NOTRE DAME	31/21	40/34	71-55	+16	25-57/21-63	.439/.333	8-27/5-28	.296/.179	13-18/8-11	.722/.727	38/38 -	13/11	9/13	4/4	11/4	15/14
ST. JOHN'S	25/22	30/35	55-57	(2)	20-76/21-49	.263/.429	7-32/5-15	.219/.333	8-12/10-15	.667/.667	42/43 (1)	10/10	6/19	3/6	10/3	17/15
Georgetown	32/34	36/30	68-64	+4	23-50/26-44	.460/.591	4-13/6-10	.308/.600	18-22/6-10	.818/.600	23/26 (3)	7/14	9/17	0/4	13/5	15/16
VILLANOVA	40/45	42/33	82-78	+4	27-66/25-57	.409/.439	9-20/12-30	.450/.400	19-27/16-22	.704/.727	30/46 (16)	16/13	3/17	5/1	10/1	21/20
Connecticut	42/33	28/34	70-67	+3	26-62/26-59	.419/.441	11-26/6-16	.423/.375	7-11/9-12	.636/.750	32/41 (9)	10/15	6/11	1/4	5/2	16/15
West Virginia	33/32	36/37	74-77	(3)	29-72/31-71	.403/.437	7-23/6-23	.304/.261	9-15/9-13	.600/.692	43/46 (3)	18/19	9/8	2/3	5/7	16/14
SYRACUSE	25/28	28/32	53-60	(7)	21-61/26-56	.344/.464	8-25/3-12	.320/.250	3-9/5-15	.333/.333	40/40 -	16/12	11/8	2/6	3/6	20/12
Rutgers	23/27	31/34	54-61	(7)	20-56/22-48	.357/.458	7-20/5-14	.350/.357	7-13/12-19	.538/.632	34/33 +1	11/17	14/13	3/2	8/7	18/12
DEPAUL	36/38	38/28	74-66	+8	27-60/28-59	.450/.475	3-15/5-17	.200/.294	17-28/5-9	.607/.556	34/40 (6)	12/18	10/18	4/2	10/4	14/21
St. John's	30/19	46/35	76-54	+22	31-60/19-58	.517/.328	7-16/5-12	.438/.417	7-14/11-19	.500/.579	49/29 +20	18/12	16/11	8/2	11/3	19/14
Marquette	35/47	43/48	78-95	(17)	29-67/34-60	.433/.567	3-13/7-18	.231/.389	17-26/20-24	.654/.833	42/29 +13	15/22	14/7	4/4	5/11	18/18
PROVIDENCE	41/25	40/41	81-66	+15	28-62/25-59	.452/.424	4-14/8-18	.286/.444	21-29/8-12	.724/.667	44/26 +18	12/12	8/11	5/4	7/5	15/20
SETON HALL	37/28	25/29	62-57	+5	20-50/23-66	.400/.348	9-21/4-20	.429/.200	13-18/7-11	.722/.636	37/39 (2)	13/11	13/9	5/3	4/6	12/16
LOUISVILLE	32/30	28/26	60-56	+4	19-58/19-55	.328/.345	11-27/1-14	.407/.071	11-19/17-23	.579/.739	36/42 (6)	12/9	11/14	8/3	5/9	16/16
USF	23/25	22/21	45-46	(1)	18-53/19-46	.340/.413	3-15/3-15	.200/.200	6-7/5-8	.857/.625	33/31 +2	7/13	7/9	2/4	5/2	11/9
MARQUETTE	42/26	30/35	72-61	+11	27-66/21-62	.409/.339	4-24/9-26	.167/.346	14-18/10-12	.778/.833	36/42 (6)	12/14	7/17	9/1	13/2	15/15
Villanova	40/32	32/36	72-68	+4	26-56/24-52	.464/.462	7-22/8-22	.318/.364	13-19/12-14	.684/.857	30/31 (1)	15/16	6/10	1/4	8/3	14/15
GEORGETOWN	24/30	30/24	72-70	+2	28-72/30-62	.389/.484	2-21/2-10	.095/.200	14-21/8-15	.667/.533	41/45 (4)	12/13	10/14	2/8	12/4	14/15
Syracuse	35/23	36/45	71-68	+3	25-55/23-57	.455/.404	10-22/13-29	.455/.448	11-18/9-16	.611/.563	36/36 -	17/15	14/15	4/4	11/9	14/16
Louisville	14/24	30/26	44-50	(6)	20-51/17-48	.392/.354	3-14/5-14	.214/.357	1-7/11-12	.143/.917	28/37 (9)	6/11	11/14	7/4	7/4	14/11
Texas	31/17	34/42	65-59	+6	27-59/20-57	.458/.351	3-16/7-20	.188/.350	8-16/12-14	.500/.857	40/34 +6	17/11	9/11	4/5	4/6	16/15
Florida State	25/26	37/30	62-56	+6	19-50/19-50	.380/.380	5-15/6-17	.333/.353	19-23/12-15	.826/.800	33/31 +2	13/11	15/17	5/8	13/5	18/20
Ohio State	25/37	41/44	66-81	(15)	26-56/27-56	.464/.482	9-23/8-17	.391/.471	5-8/19-27	.625/.704	29/35 (6)	8/14	18/11	5/1	5/13	21/11

Note: Game totals are displayed in the format TEAM/OPPONENT for each category



2011-12 Cincinnati Men's Basketball
Cincinnati Points-Rebounds-Assists (as of Mar 26, 2012)
All games



Opponent	Date	Score		00 DAVIS III,	01 WRIGHT,CAS	02 ELLIS,OCTA	03 DIXON,DION	05 JACKSON,JU	10 EPPENSTEIN	13 MBODJ,CHEI
ALABAMA STATE	11/13/11	65-40	w	0-2-1	10-3-3	6-2-0	14-2-2	4-7-3	0-0-0	DNP
JACKSONVILLE STATE	11/15/11	73-59	w	DNP	23-6-4	0-0-1	20-9-0	7-9-3	DNP	DNP
PRESBYTERIAN	11/19/11	54-56	L	DNP	2-2-2	DNP	7-10-2	9-9-1	DNP	DNP
NORTHWESTERN STATE	11/21/11	71-43	w	0-2-1	9-3-2	1-3-0	12-3-1	3-7-1	0-0-0	2-1-0
MARSHALL	11/25/11	69-73	L	DNP	7-2-10	DNP	12-4-2	8-6-1	DNP	3-2-0
MIAMI (OHIO)	11/29/11	56-47	w	0-1-0	9-0-7	DNP	10-2-1	2-3-0	DNP	12-4-0
at Georgia	12/02/11	57-51	w	DNP	5-7-5	DNP	19-4-1	0-2-0	DNP	4-5-2
at Xavier	12/10/11	53-76	L	DNP	4-5-2	DNP	14-2-4	0-2-0	DNP	2-3-0
at Wright State	12/14/11	78-58	w	0-0-0	12-4-8	DNP	10-1-1	11-8-1	0-0-0	DNP
RADFORD	12/17/11	101-70	w	8-1-2	25-5-6	DNP	15-3-3	6-2-0	0-0-1	DNP
ARKANSAS-PINE BLUFF	12/21/11	101-53	w	13-3-1	20-3-5	DNP	16-6-5	4-8-1	2-1-1	DNP
CHICAGO STATE	12/23/11	95-60	w	11-3-1	14-3-7	DNP	11-1-1	11-3-2	3-0-0	DNP
vs Oklahoma	12/29/11	56-55	w	0-1-0	8-2-5	DNP	18-5-2	2-2-0	DNP	DNP
at Pittsburgh	01/01/12	66-63	w	0-0-0	7-1-7	DNP	13-5-0	6-7-1	DNP	DNP
NOTRE DAME	01/04/12	71-55	w	10-0-0	9-2-5	DNP	18-3-3	5-7-0	DNP	0-2-0
ST. JOHN'S	01/07/12	55-57	L	3-1-1	8-4-0	DNP	0-4-4	4-1-2	DNP	4-7-0
at Georgetown	01/09/12	68-64	w	0-1-0	2-3-4	DNP	22-2-2	7-0-0	DNP	2-2-0
VILLANOVA	01/14/12	82-78	w	4-2-1	11-6-5	DNP	22-3-3	8-3-3	DNP	0-1-0
at Connecticut	1/18/12	70-67	w	4-1-0	13-1-5	DNP	12-2-2	0-4-1	DNP	0-0-0
at West Virginia	1/21/12	74-77	L	2-2-1	17-7-4	DNP	12-3-9	6-3-3	DNP	6-5-0
SYRACUSE	01/23/12	53-60	L	0-0-0	17-4-4	DNP	5-5-2	4-2-3	DNP	1-1-0
at Rutgers	01/28/12	54-61	L	0-0-0	3-4-6	DNP	17-2-0	0-3-2	DNP	0-7-1
DEPAUL	02/04/12	74-66	w	0-2-2	11-2-4	DNP	16-3-1	14-4-1	DNP	2-3-0
at St. John's	2/8/12	76-54	w	8-0-1	12-10-3	DNP	10-0-4	3-1-0	1-1-0	4-5-1
at Marquette	2/11/12	78-95	L	0-0-1	14-3-5	DNP	15-0-2	10-8-0	0-0-0	0-0-0
PROVIDENCE	2/15/12	81-66	w	5-1-1	9-5-5	DNP	7-6-1	8-4-1	DNP	2-1-0
SETON HALL	02/18/12	62-57	w	0-1-0	13-2-0	DNP	20-6-5	2-2-4	DNP	0-1-0
LOUISVILLE	02/23/12	60-56	w	0-0-0	22-5-5	DNP	11-5-0	2-6-0	DNP	0-1-0
at USF	2/26/12	45-46	L	0-1-0	7-3-3	DNP	5-4-1	8-7-0	DNP	0-0-0
MARQUETTE	02/29/12	72-61	w	0-0-0	0-3-4	DNP	21-0-2	6-4-0	DNP	2-2-0
at Villanova	03/03/12	72-68	w	0-0-0	9-5-6	DNP	14-1-2	6-1-0	DNP	0-0-0
vs GEORGETOWN	3/8/12	72-70	w	DNP	10-3-4	DNP	13-8-2	5-3-2	DNP	0-0-0
vs Syracuse	3/9/12	71-68	w	DNP	11-5-8	DNP	11-3-1	4-4-2	DNP	0-1-0
vs Louisville	3/10/12	44-50	L	DNP	16-2-2	DNP	4-2-2	0-4-0	DNP	0-1-0
vs Texas	3/16/12	65-59	w	DNP	11-6-5	DNP	12-3-1	2-4-0	DNP	2-3-0
vs Florida State	3/18/12	62-56	w	DNP	5-5-6	DNP	15-2-1	3-0-1	DNP	0-0-0
vs Ohio State	3/22/12	66-81	L	0-0-0	18-4-3	DNP	8-2-1	8-6-0	DNP	0-2-0



2011-12 Cincinnati Men's Basketball
Cincinnati Points-Rebounds-Assists (as of Mar 26, 2012)
All games



Opponent	Date	Score		14 GUYN,GE'LA	15 SANDERS,JE	23 KILPATRICK	24 GAINES,KEL	34 GATES,YANC	44 PARKER,JAQ
ALABAMA STATE	11/13/11	65-40	w	3-0-1	0-0-0	13-9-1	0-5-0	15-11-1	DNP
JACKSONVILLE STATE	11/15/11	73-59	w	0-0-2	6-1-1	9-3-2	0-2-0	8-9-4	DNP
PRESBYTERIAN	11/19/11	54-56	L	0-1-1	0-0-0	19-3-1	0-1-0	17-8-1	DNP
NORTHWESTERN STATE	11/21/11	71-43	w	10-1-1	3-1-0	13-8-3	0-2-0	18-11-1	DNP
MARSHALL	11/25/11	69-73	L	3-0-0	0-1-0	19-5-0	DNP	17-7-0	DNP
MIAMI (OHIO)	11/29/11	56-47	w	2-2-0	1-1-0	10-3-1	0-1-0	10-10-0	DNP
at Georgia	12/02/11	57-51	w	0-1-0	2-0-0	22-5-1	0-0-0	5-8-1	DNP
at Xavier	12/10/11	53-76	L	0-1-1	0-0-0	11-1-1	0-1-0	18-12-0	4-3-0
at Wright State	12/14/11	78-58	w	DNP	9-4-1	20-4-2	2-2-1	DNP	14-6-1
RADFORD	12/17/11	101-70	w	7-0-0	12-3-1	16-5-4	3-4-0	DNP	9-9-3
ARKANSAS-PINE BLUFF	12/21/11	101-53	w	8-1-1	2-7-1	12-4-3	7-6-1	DNP	17-1-0
CHICAGO STATE	12/23/11	95-60	w	11-4-7	3-2-0	21-3-1	2-7-0	DNP	8-7-4
vs Oklahoma	12/29/11	56-55	w	0-0-0	0-3-1	17-10-1	0-3-0	DNP	11-9-2
at Pittsburgh	01/01/12	66-63	w	0-1-0	0-0-0	19-6-3	0-1-0	DNP	21-7-3
NOTRE DAME	01/04/12	71-55	w	3-1-0	0-0-0	9-6-3	DNP	6-8-1	11-5-1
ST. JOHN'S	01/07/12	55-57	L	4-2-0	1-2-1	21-6-1	DNP	10-7-0	0-6-1
at Georgetown	01/09/12	68-64	w	0-0-0	0-1-1	27-2-0	DNP	8-7-0	0-2-0
VILLANOVA	01/14/12	82-78	w	DNP	DNP	14-2-0	DNP	16-9-3	7-0-1
at Connecticut	1/18/12	70-67	w	DNP	0-1-1	16-4-0	DNP	13-12-0	12-4-1
at West Virginia	1/21/12	74-77	L	DNP	DNP	12-5-1	DNP	10-13-0	9-4-0
SYRACUSE	01/23/12	53-60	L	0-0-1	0-0-2	8-9-4	0-0-0	16-10-0	2-4-0
at Rutgers	01/28/12	54-61	L	0-0-0	0-1-0	11-3-0	DNP	16-8-1	7-3-1
DEPAUL	02/04/12	74-66	w	0-1-0	DNP	16-5-4	0-0-0	11-6-0	4-5-0
at St. John's	2/8/12	76-54	w	3-2-2	2-2-2	14-8-4	0-3-0	14-9-0	5-5-1
at Marquette	2/11/12	78-95	L	6-1-0	0-1-0	7-6-2	0-0-0	11-12-1	15-8-4
PROVIDENCE	2/15/12	81-66	w	4-2-1	0-0-0	22-8-3	DNP	16-9-0	8-5-0
SETON HALL	02/18/12	62-57	w	3-0-0	DNP	7-4-3	DNP	5-8-1	12-7-0
LOUISVILLE	02/23/12	60-56	w	3-0-0	0-0-0	12-3-4	DNP	10-10-2	0-4-1
at USF	2/26/12	45-46	L	2-0-0	DNP	13-2-3	DNP	4-10-0	6-5-0
MARQUETTE	02/29/12	72-61	w	0-2-0	DNP	9-2-4	DNP	6-13-0	28-7-2
at Villanova	03/03/12	72-68	w	0-0-1	3-0-1	13-4-3	DNP	16-9-2	11-4-0
vs GEORGETOWN	3/8/12	72-70	w	0-2-0	DNP	12-4-0	DNP	23-8-1	9-10-3
vs Syracuse	3/9/12	71-68	w	DNP	DNP	18-3-5	DNP	18-7-1	9-8-0
vs Louisville	3/10/12	44-50	L	0-1-0	DNP	5-3-2	DNP	9-6-0	10-7-0
vs Texas	3/16/12	65-59	w	0-0-0	2-1-1	8-4-6	DNP	15-10-1	13-6-3
vs Florida State	3/18/12	62-56	w	0-0-1	2-1-0	18-6-0	DNP	10-5-0	9-11-4
vs Ohio State	3/22/12	66-81	L	0-0-0	0-0-0	15-1-2	DNP	7-5-0	10-6-2



2011-12 Cincinnati Men's Basketball
Cincinnati Team High/Low Analysis (as of Mar 26, 2012)
All games



Cincinnati - TEAM GAME HIGHS

POINTS	101	ARKANSAS-PINE BLUFF (12/21/11)
	101	RADFORD (12/17/11)
	95	CHICAGO STATE (12/23/11)
	82	VILLANOVA (01/14/12)
	81	PROVIDENCE (2/15/12)
FIELD GOALS MADE	38	RADFORD (12/17/11)
	36	CHICAGO STATE (12/23/11)
FIELD GOAL ATTEMPTS	76	ST. JOHN'S (01/07/12)
	72	vs GEORGETOWN (3/8/12)
	72	at West Virginia (1/21/12)
FIELD GOAL PERCENTAGE	.603 (38-63)	RADFORD (12/17/11)
	.549 (28-51)	at Wright State (12/14/11)
3 PT FIELD GOALS MADE	16	CHICAGO STATE (12/23/11)
	15	ARKANSAS-PINE BLUFF (12/21/11)
3 PT FG ATTEMPTS	35	CHICAGO STATE (12/23/11)
	32	ST. JOHN'S (01/07/12)
	32	at Wright State (12/14/11)
3 PT FG PERCENTAGE	.615 (8-13)	JACKSONVILLE STATE (11/15/11)
	.536 (15-28)	ARKANSAS-PINE BLUFF (12/21/11)
FREE THROWS MADE	21	PROVIDENCE (2/15/12)
	19	vs Florida State (3/18/12)
	19	VILLANOVA (01/14/12)
FREE THROW ATTEMPTS	29	PROVIDENCE (2/15/12)
	29	ARKANSAS-PINE BLUFF (12/21/11)
FREE THROW PERCENTAGE	.857 (6-7)	at USF (2/26/12)
	.826 (19-23)	vs Florida State (3/18/12)
REBOUNDS	49	at St. John's (2/8/12)
	44	PROVIDENCE (2/15/12)
	44	NORTHWESTERN STATE (11/21/11)
	44	ALABAMA STATE (11/13/11)
ASSISTS	23	CHICAGO STATE (12/23/11)
	20	RADFORD (12/17/11)
STEALS	16	ARKANSAS-PINE BLUFF (12/21/11)
	13	vs Florida State (3/18/12)
	13	MARQUETTE (02/29/12)
	13	at Georgetown (01/09/12)
BLOCKED SHOTS	10	CHICAGO STATE (12/23/11)
	10	ALABAMA STATE (11/13/11)
TURNOVERS	20	JACKSONVILLE STATE (11/15/11)
	19	NORTHWESTERN STATE (11/21/11)
FOULS	21	vs Ohio State (3/22/12)
	21	VILLANOVA (01/14/12)
	21	at Georgia (12/02/11)



2011-12 Cincinnati Men's Basketball
Cincinnati High/Low Analysis (as of Mar 26, 2012)
All games



Opponent - GAME HIGHS

POINTS	95		at Marquette (2/11/12)
	81		vs Ohio State (3/22/12)
	78		VILLANOVA (01/14/12)
	77		at West Virginia (1/21/12)
	76		at Xavier (12/10/11)
FIELD GOALS MADE	34		at Marquette (2/11/12)
	31		at West Virginia (1/21/12)
FIELD GOAL ATTEMPTS	71		at West Virginia (1/21/12)
	67		RADFORD (12/17/11)
FIELD GOAL PERCENTAGE	.591	(26-44)	at Georgetown (01/09/12)
	.567	(34-60)	at Marquette (2/11/12)
3 PT FIELD GOALS MADE	13		vs Syracuse (3/9/12)
	12		VILLANOVA (01/14/12)
3 PT FG ATTEMPTS	30		VILLANOVA (01/14/12)
	29		vs Syracuse (3/9/12)
3 PT FG PERCENTAGE	.600	(6-10)	at Georgetown (01/09/12)
	.471	(8-17)	vs Ohio State (3/22/12)
FREE THROWS MADE	20		at Marquette (2/11/12)
	19		vs Ohio State (3/22/12)
FREE THROW ATTEMPTS	27		vs Ohio State (3/22/12)
	24		at Marquette (2/11/12)
FREE THROW PERCENTAGE	1.000	(6-6)	CHICAGO STATE (12/23/11)
	.917	(11-12)	vs Louisville (3/10/12)
REBOUNDS	46		at West Virginia (1/21/12)
	46		VILLANOVA (01/14/12)
	46		vs Oklahoma (12/29/11)
ASSISTS	22		at Marquette (2/11/12)
	19		at West Virginia (1/21/12)
STEALS	13		vs Ohio State (3/22/12)
	13		NORTHWESTERN STATE (11/21/11)
BLOCKED SHOTS	8		vs Florida State (3/18/12)
	8		vs GEORGETOWN (3/8/12)
	8		at Xavier (12/10/11)
TURNOVERS	29		ARKANSAS-PINE BLUFF (12/21/11)
	19		ST. JOHN'S (01/07/12)
FOULS	22		NORTHWESTERN STATE (11/21/11)
	21		DEPAUL (02/04/12)
	21		ARKANSAS-PINE BLUFF (12/21/11)



2011-12 Cincinnati Men's Basketball
Cincinnati High/Low Analysis (as of Mar 26, 2012)
All games



Cincinnati - GAME LOWS

POINTS	44		vs Louisville (3/10/12)
	45		at USF (2/26/12)
	53		at Xavier (12/10/11)
	53		SYRACUSE (01/23/12)
	54		PRESBYTERIAN (11/19/11)
	54		at Rutgers (01/28/12)
FIELD GOALS MADE	17		at Xavier (12/10/11)
	17		vs Oklahoma (12/29/11)
FIELD GOAL ATTEMPTS	46		NORTHWESTERN STATE (11/21/11)
	49		at Georgia (12/02/11)
FIELD GOAL PERCENTAGE	.263	(20-76)	ST. JOHN'S (01/07/12)
	.279	(17-61)	at Xavier (12/10/11)
	.279	(17-61)	vs Oklahoma (12/29/11)
3 PT FIELD GOALS MADE	1		at Xavier (12/10/11)
	2		vs GEORGETOWN (3/8/12)
3 PT FG ATTEMPTS	11		NORTHWESTERN STATE (11/21/11)
	13		JACKSONVILLE STATE (11/15/11)
	13		at Georgetown (01/09/12)
	13		at Marquette (2/11/12)
3 PT FG PERCENTAGE	.063	(1-16)	at Xavier (12/10/11)
	.095	(2-21)	vs GEORGETOWN (3/8/12)
FREE THROWS MADE	1		vs Louisville (3/10/12)
	3		at Pittsburgh (01/01/12)
	3		SYRACUSE (01/23/12)
FREE THROW ATTEMPTS	6		at Pittsburgh (01/01/12)
	7		at USF (2/26/12)
	7		vs Louisville (3/10/12)
FREE THROW PERCENTAGE	.143	(1-7)	vs Louisville (3/10/12)
	.333	(3-9)	SYRACUSE (01/23/12)
REBOUNDS	23		at Georgetown (01/09/12)
	28		vs Louisville (3/10/12)
ASSISTS	6		vs Louisville (3/10/12)
	7		at Georgetown (01/09/12)
	7		at USF (2/26/12)
STEALS	3		SYRACUSE (01/23/12)
	4		SETON HALL (02/18/12)
	4		vs Texas (3/16/12)
BLOCKED SHOTS	0		at Georgetown (01/09/12)
	1		at Connecticut (1/18/12)
	1		at Villanova (03/03/12)
TURNOVERS	3		VILLANOVA (01/14/12)
	6		ST. JOHN'S (01/07/12)
	6		at Connecticut (1/18/12)
	6		at Villanova (03/03/12)
FOULS	8		CHICAGO STATE (12/23/11)
	10		ALABAMA STATE (11/13/11)
	10		MIAMI (OHIO) (11/29/11)



2011-12 Cincinnati Men's Basketball
Cincinnati High/Low Analysis (as of Mar 26, 2012)
All games



Opponent - GAME LOWS

POINTS	40		ALABAMA STATE (11/13/11)
	43		NORTHWESTERN STATE (11/21/11)
	46		at USF (2/26/12)
	47		MIAMI (OHIO) (11/29/11)
	50		vs Louisville (3/10/12)
FIELD GOALS MADE	15		NORTHWESTERN STATE (11/21/11)
	17		at Georgia (12/02/11)
	17		vs Louisville (3/10/12)
FIELD GOAL ATTEMPTS	40		MIAMI (OHIO) (11/29/11)
	42		at Wright State (12/14/11)
FIELD GOAL PERCENTAGE	.278	(15-54)	NORTHWESTERN STATE (11/21/11)
	.290	(18-62)	ALABAMA STATE (11/13/11)
3 PT FIELD GOALS MADE	1		LOUISVILLE (02/23/12)
	2		vs GEORGETOWN (3/8/12)
3 PT FG ATTEMPTS	10		at Georgetown (01/09/12)
	10		vs GEORGETOWN (3/8/12)
3 PT FG PERCENTAGE	.071	(1-14)	LOUISVILLE (02/23/12)
	.143	(3-21)	ALABAMA STATE (11/13/11)
FREE THROWS MADE	1		ALABAMA STATE (11/13/11)
	4		MIAMI (OHIO) (11/29/11)
	4		vs Oklahoma (12/29/11)
FREE THROW ATTEMPTS	3		ALABAMA STATE (11/13/11)
	6		CHICAGO STATE (12/23/11)
FREE THROW PERCENTAGE	.333	(1-3)	ALABAMA STATE (11/13/11)
	.333	(5-15)	SYRACUSE (01/23/12)
REBOUNDS	22		at Wright State (12/14/11)
	26		NORTHWESTERN STATE (11/21/11)
	26		at Georgetown (01/09/12)
	26		PROVIDENCE (2/15/12)
ASSISTS	8		NORTHWESTERN STATE (11/21/11)
	8		at Georgia (12/02/11)
	8		at Wright State (12/14/11)
STEALS	1		at Pittsburgh (01/01/12)
	1		VILLANOVA (01/14/12)
BLOCKED SHOTS	0		at Georgia (12/02/11)
	0		at Wright State (12/14/11)
TURNOVERS	7		at Marquette (2/11/12)
	8		at West Virginia (1/21/12)
	8		SYRACUSE (01/23/12)
FOULS	9		at USF (2/26/12)
	10		CHICAGO STATE (12/23/11)



2011-12 Cincinnati Men's Basketball
Cincinnati Player High/Low Analysis (as of Mar 26, 2012)
All games



Cincinnati - INDIVIDUAL GAME HIGHS

Points	28		PARKER, JaQuon vs Marquette (02/29/12)
	27		KILPATRICK, Sean at Georgetown (01/09/12)
	25		WRIGHT, Cashmere vs Radford (12/17/11)
	23		GATES, Yancy vs GEORGETOWN (3/8/12)
	23		WRIGHT, Cashmere vs Jacksonville State (11/15/11)
Field Goals Made	10		GATES, Yancy vs GEORGETOWN (3/8/12)
	10		PARKER, JaQuon vs Marquette (02/29/12)
	10		KILPATRICK, Sean at Georgetown (01/09/12)
	10		WRIGHT, Cashmere vs Radford (12/17/11)
Field Goal Att.	21		KILPATRICK, Sean vs St. John's (01/07/12)
	19		GATES, Yancy vs GEORGETOWN (3/8/12)
	19		WRIGHT, Cashmere vs Louisville (02/23/12)
	19		DIXON, Dion vs Villanova (01/14/12)
FG Pct (min 5 made)	1.000	(5-5)	JACKSON, Justin vs DePaul (02/04/12)
	.833	(5-6)	WRIGHT, Cashmere at Connecticut (1/18/12)
3-Point FG Made	6		KILPATRICK, Sean vs Syracuse (3/9/12)
	6		WRIGHT, Cashmere vs Louisville (02/23/12)
	6		WRIGHT, Cashmere vs Arkansas-Pine Bluff (12/21/11)
	6		KILPATRICK, Sean at Wright State (12/14/11)
3-Point FG Att.	15		KILPATRICK, Sean vs St. John's (01/07/12)
	13		WRIGHT, Cashmere vs Louisville (02/23/12)
3-Pt FG Pct (min 2 made)	1.000	(3-3)	PARKER, JaQuon vs Arkansas-Pine Bluff (12/21/11)
	1.000	(3-3)	SANDERS, Jermaine at Wright State (12/14/11)
	1.000	(2-2)	DAVIS III, Jeremiah at St. John's (2/8/12)
	1.000	(2-2)	SANDERS, Jermaine vs Radford (12/17/11)
	1.000	(2-2)	GUYN, Ge'Lawn vs Northwestern State (11/21/11)
Free Throws Made	8		DIXON, Dion vs Seton Hall (02/18/12)
	8		DIXON, Dion vs DePaul (02/04/12)
	8		DIXON, Dion vs Northwestern State (11/21/11)
Free Throw Att.	11		DIXON, Dion vs Arkansas-Pine Bluff (12/21/11)
	10		DIXON, Dion vs Seton Hall (02/18/12)
	10		DIXON, Dion vs Northwestern State (11/21/11)
FT Pct (min 3 made)	1.000	(8-8)	DIXON, Dion vs DePaul (02/04/12)
	1.000	(7-7)	DIXON, Dion vs Notre Dame (01/04/12)
	1.000	(6-6)	PARKER, JaQuon vs Oklahoma (12/29/11)
	1.000	(6-6)	DIXON, Dion at Xavier (12/10/11)
	1.000	(5-5)	KILPATRICK, Sean vs Alabama State (11/13/11)
	1.000	(4-4)	KILPATRICK, Sean vs Florida State (3/18/12)
	1.000	(4-4)	DIXON, Dion vs Florida State (3/18/12)
	1.000	(4-4)	SANDERS, Jermaine vs Radford (12/17/11)
	1.000	(3-3)	KILPATRICK, Sean vs GEORGETOWN (3/8/12)
	1.000	(3-3)	GATES, Yancy at Connecticut (1/18/12)
	1.000	(3-3)	KILPATRICK, Sean vs St. John's (01/07/12)
	1.000	(3-3)	JACKSON, Justin vs Chicago State (12/23/11)
Rebounds	13		GATES, Yancy vs Marquette (02/29/12)
	13		GATES, Yancy at West Virginia (1/21/12)
Assists	10		WRIGHT, Cashmere vs Marshall (11/25/11)
	9		DIXON, Dion at West Virginia (1/21/12)
Steals	7		WRIGHT, Cashmere at Villanova (03/03/12)
	6		WRIGHT, Cashmere vs Villanova (01/14/12)
	6		KILPATRICK, Sean vs Arkansas-Pine Bluff (12/21/11)
Blocked Shots	7		JACKSON, Justin vs Marquette (02/29/12)
	7		GAINES, Kelvin vs Chicago State (12/23/11)

Turnovers	5	WRIGHT, Cashmere vs Louisville (3/10/12)
	5	WRIGHT, Cashmere vs Syracuse (3/9/12)
	5	WRIGHT, Cashmere vs Northwestern State (11/21/11)
	5	DIXON, Dion vs Jacksonville State (11/15/11)
Fouls	5	WRIGHT, Cashmere vs Jacksonville State (11/15/11)
	5	JACKSON, Justin vs Ohio State (3/22/12)
	5	WRIGHT, Cashmere vs Ohio State (3/22/12)
	5	WRIGHT, Cashmere vs Syracuse (3/9/12)
	5	JACKSON, Justin at Villanova (03/03/12)
	5	GATES, Yancy vs Villanova (01/14/12)
	5	JACKSON, Justin vs Oklahoma (12/29/11)
	5	JACKSON, Justin at Wright State (12/14/11)
	5	GAINES, Kelvin at Wright State (12/14/11)
	5	WRIGHT, Cashmere at Xavier (12/10/11)
	5	JACKSON, Justin at Georgia (12/02/11)
	5	MBODJ, Cheikh at Georgia (12/02/11)
	5	JACKSON, Justin vs Presbyterian (11/19/11)
	5	JACKSON, Justin vs Jacksonville State (11/15/11)



**2011-12 Cincinnati Men's Basketball
Cincinnati Opponent High/Low Analysis (as of Mar 26, 2012)
All games**



OPPONENT INDIVIDUAL GAME HIGHS

Points	39		WAYNS, Maalik vs Villanova (01/14/12)
	29		COUNCIL, Vincent vs Providence (2/15/12)
	28		WAITERS, Dion vs Syracuse (3/9/12)
	27		NAPIER, Shabazz at Connecticut (1/18/12)
	26		WAYNS, Maalik at Villanova (03/03/12)
	26		JONES, Kevin at West Virginia (1/21/12)
	26		MAVUNGA, Julian vs Miami (Ohio) (11/29/11)
Field Goals Made	12		WAYNS, Maalik vs Villanova (01/14/12)
	11		SIMS, Henry vs GEORGETOWN (3/8/12)
	11		JONES, Kevin at West Virginia (1/21/12)
	11		MAVUNGA, Julian vs Miami (Ohio) (11/29/11)
	11		MUTAKABBIR, Khalid vs Presbyterian (11/19/11)
Field Goal Att.	22		COUNCIL, Vincent vs Providence (2/15/12)
	22		WAYNS, Maalik vs Villanova (01/14/12)
FG Pct (min 5 made)	.875	(7-8)	Smith Jr.,Lenzelle vs Ohio State (3/22/12)
	.857	(6-7)	CLARK, Jason at Georgetown (01/09/12)
3-Point FG Made	7		WAITERS, Dion vs Syracuse (3/9/12)
	6		WAYNS, Maalik vs Villanova (01/14/12)
3-Point FG Att.	13		CHEEK, Dominic vs Villanova (01/14/12)
	13		WAYNS, Maalik vs Villanova (01/14/12)
3-Pt FG Pct (min 2 made)	1.000	(4-4)	THOMPSON, Hollis at Georgetown (01/09/12)
	1.000	(2-2)	JONES, Jamail at Marquette (2/11/12)
	1.000	(2-2)	WHITE, Jamal at St. John's (2/8/12)
	1.000	(2-2)	JONES, Kevin at West Virginia (1/21/12)
	1.000	(2-2)	SAMUELS, Matt vs Chicago State (12/23/11)
	1.000	(2-2)	BALWIGAIRE, John at Wright State (12/14/11)
Free Throws Made	9		Sullinger,Jared vs Ohio State (3/22/12)
	9		WAYNS, Maalik vs Villanova (01/14/12)
Free Throw Att.	10		Sullinger,Jared vs Ohio State (3/22/12)
	10		Craft,Aaron vs Ohio State (3/22/12)
	10		WAYNS, Maalik vs Villanova (01/14/12)
FT Pct (min 3 made)	1.000	(6-6)	LOUCKS, Luke vs Florida State (3/18/12)
	1.000	(6-6)	CROWDER, Jae at Marquette (2/11/12)
	1.000	(6-6)	HALL, Vance at Wright State (12/14/11)
	1.000	(6-6)	HOLLOWAY, Tu at Xavier (12/10/11)
	1.000	(5-5)	GRANT, Jerian vs Notre Dame (01/04/12)
	1.000	(4-4)	BROWN, J'Covan vs Texas (3/16/12)
	1.000	(4-4)	SMITH, Russ vs Louisville (3/10/12)
	1.000	(4-4)	CLARK, Jason vs GEORGETOWN (3/8/12)
	1.000	(4-4)	SMITH, Russ vs Louisville (02/23/12)
	1.000	(4-4)	KURIC, Kyle vs Louisville (02/23/12)
	1.000	(4-4)	ALLEN,Austin vs Arkansas-Pine Bluff (12/21/11)
	1.000	(4-4)	LYONS, Mark at Xavier (12/10/11)
	1.000	(4-4)	Davis, Shamir vs Northwestern State (11/21/11)
	1.000	(4-4)	Hulbin, James vs Northwestern State (11/21/11)
	1.000	(3-3)	KURIC, Kyle vs Louisville (3/10/12)
	1.000	(3-3)	SUTTON, Maurice at Villanova (03/03/12)
	1.000	(3-3)	WAYNS, Maalik at Villanova (03/03/12)
	1.000	(3-3)	THEODORE, Jordan vs Seton Hall (02/18/12)
	1.000	(3-3)	LAMB, Jeremy at Connecticut (1/18/12)
	1.000	(3-3)	Ware, Dustin at Georgia (12/02/11)
	1.000	(3-3)	Tinnon, Dennis vs Marshall (11/25/11)
Rebounds	15		SIMS, Henry vs GEORGETOWN (3/8/12)

	14	CHAPMAN, Clint vs Texas (3/16/12)
	14	POPE, Herb vs Seton Hall (02/18/12)
	14	HARKLESS, Moe vs St. John's (01/07/12)
	14	Tinnon, Dennis vs Marshall (11/25/11)
Assists	9	Grooms, Sam vs Oklahoma (12/29/11)
	7	YOUNG, Brandon vs DePaul (02/04/12)
	7	NAPIER, Shabazz at Connecticut (1/18/12)
	7	JOHNSON,Clay vs Arkansas-Pine Bluff (12/21/11)
Steals	6	Craft,Aaron vs Ohio State (3/22/12)
	5	WASHINGTON, Kenderek vs Alabama State (11/13/11)
Blocked Shots	4	CHAPMAN, Clint vs Texas (3/16/12)
	4	FREASE, Kenny at Xavier (12/10/11)
Turnovers	7	ROSENBERG, Clarke vs Chicago State (12/23/11)
	6	YOUNG, Brandon vs DePaul (02/04/12)
	6	YAROU, Mouphtaou vs Villanova (01/14/12)
	6	Pledger, Steven vs Oklahoma (12/29/11)
	6	JOHNSON,Clay vs Arkansas-Pine Bluff (12/21/11)
	6	WILLIAMS, Brian vs Jacksonville State (11/15/11)
Fouls	5	CHAPMAN, Clint vs Texas (3/16/12)
	5	JARDINE, Scoop vs Syracuse (3/9/12)
	5	PINKSTON, JayVaughn at Villanova (03/03/12)
	5	KOFANE, Brice vs Providence (2/15/12)
	5	CROCKETT, Jamee vs DePaul (02/04/12)
	5	PINKSTON, JayVaughn vs Villanova (01/14/12)
	5	JOHNSON, John at Pittsburgh (01/01/12)
	5	Neal, Tyler vs Oklahoma (12/29/11)
	5	BROUGHTON,Daniel vs Arkansas-Pine Bluff (12/21/11)
	5	Williams, Donte' at Georgia (12/02/11)